

2019



MASTER AUTOMOTIVE CATALOG

W WISECO
Performance Products



OFF THE SHELF, IN YOUR ENGINE

- Engineering Excellence
- In-House Forging
- Precision Manufacturing
- Quality Products

Wiseco is your source for off-the-shelf performance pistons! With more than 75 years in the business, we know pistons. Wiseco uses the latest technology to manufacture the highest performance, off-the-shelf pistons for nearly any motor. Our in-house engineers and R&D departments design parts that have the latest features to create the most horsepower for your engine.

No matter what your price point, Wiseco has a piston for you. Our Pro Tru Street® series pistons are forged from 4032 alloy aluminum in Mentor, Ohio and include rings, pin, and clips for an all-inclusive rebuild. For any build budget, Wiseco has the piston to get you on the road or down the track.



- Wiseco pistons are designed primarily for off-highway use. It is the responsibility of the customer to check State and Federal emission regulations.
- Wiseco is not liable for typographical errors in this catalog.

WARNING:
This product contains chemicals known to the State of California to cause cancer and reproductive harm.



New Products 5

Capabilities 10

Custom Pistons 12

Wiseco Professional 13

Pro Tru Street™ 44

Sport Compact/Euro..... 51

Accessories..... 88

Boostline® Connecting Rods 90

Technology..... 116

Term & Conditions 122



Wiseco Pistons are forged and
manufactured in Mentor, Ohio



ArmorPlating™ PISTON COATING
REDUCES ILL EFFECTS OF HIGH-HEAT, IN
TURBOCHARGED SPORT COMPACT PISTONS.
INCREASES HORSEPOWER.

- Applied only to the critical areas of the piston.
- Reduces the effects on the dome from detonation.
- Lowers the temperature of the piston crown 20°C on average.
- Provides a hard, smooth surface for the rings and prevents microwelding in the ring grooves.
- Available on select models.

● **SMOOTH RADIUSED DOME & DISH DESIGNS**

● **RADIUSED VALVE RELIEFS**

● **PRECISION RING GROOVES**



● **PRECISION HONED
PIN BORES**

● **OIL DRAIN BACK HOLES**
SPECIFICALLY ENGINEERED FOR
SUPERIOR OIL CONTROL



● **ArmorGlide® SKIRT COATING**
INCREASES POWER AND REDUCES PISTON ROCK.

- Developed in-house through extensive testing, development and benchmarking.
- Moly-based, solid film lubricant PERMANENTLY bonds to the piston skirt.
- State-of-the-art application in our Mentor, Ohio manufacturing facility.
- Seizure resistant, friction reduction and quieter operation.

NEW PRODUCTS FOR 2019

EXPANDED PRO TRU STREET OFFERING



Pro Tru Street piston kits are the perfect choice for your budget build for engines like the Chevy Small Block and Ford Windsor.

- New models and additional bore sizes
- Kits come complete and ready to install with rings, pins, and clips

THE BEST VALUE
IN
AMERICAN-MADE
FORGED PISTONS
CONTINUES TO EXPAND!

BOOSTLINE™ CONNECTING RODS

Stop using cheap H-beams in your high horsepower engine! BoostLine Connecting Rods, patented 3-pocket design is made specifically for demanding high-horsepower nitrous-fed engines. The rods' have 60% more bending strength than the common H-Beam.

- Designed specifically for high-horsepower nitrous-fed applications
- 60% increase in bending strength vs. H-Beam
- Patented high strength 3-pocket design
- Machined from premium 4340 forged steel
- Come standard with ARP 2000 bolts included or upgrade to custom age 625+ bolts
- Inspected and finished in the USA (Mentor, Ohio)



BoostLine
CONNECTING RODS



FORGING CAPABILITIES

As the only Piston manufacturer with in-house forging capabilities, you KNOW you're getting an optimized part.

- Forging simulation software allows us to produce almost anything including the most intricate forgings available on the market.
- As-Forged capabilities mean your piston is stronger since the dome, valve pockets, oil drain holes, and skirts require less machining.

Forging pistons for nearly any type of engine.



DYNO FACILITIES

- Wiseco uses mechanical and thermal Finite Element Analysis (FEA) to assure the part is meeting design requirements before it ever starts the manufacturing process.
- As one of the only piston manufacturers with variable cam design capabilities, we make sure the shape, or profile, of the piston you are putting in your engine is optimized.
- Wiseco is the only piston manufacturer with an in-house dyno facility. Our SuperFlow SF-902 allows us to develop pistons without the need to test through our customers!



QUALITY IS A VITAL STEP IN THE DESIGN AND MANUFACTURING PROCESS AT WISECO.

QUALITY

- Our Coordinate Measuring Machine (CMM) is an inspection genius! It allows us to verify the correctness of a part, especially for very high performance applications.
- Materials testing capabilities are a must. At Wiseco, we can test surface finish, case depth and micro hardness. These tests assure that each step of the process is correct from heat treat to pin hole finish, assuring that your piston will operate and seal properly for the highest horsepower possible.
- Inspection doesn't have to be done on a huge machine. This is where our Romer arm comes into play. This fully integrated 3D scanning tool assures a part was made correctly and can be used for reverse engineering.

Our Romer arm scans the head so making a custom piston is easy!

WISECO'S CAPABILITIES SPAN THE ENTIRE PROCESS OF THE ENGINEERING DESIGN AND MANUFACTURING PROCESS.

ENGINEERING

Wiseco uses the latest technology so you know you're getting the best performing part on the market.

- Mechanical and thermal Finite Element Analysis (FEA) assures the part is meeting design requirements before it ever starts the manufacturing process.
- As one of the only piston manufacturers with variable cam design capabilities, we make sure the shape, or profile, of the piston you are putting in your engine is optimized.
- By partnering with K1 Technologies, we can design Wiseco pistons and K1 connecting rods and crankshafts to increase strength and eliminate unneeded mass.

Rapid prototyping capabilities allow our customers to see custom concepts and approve fitment prior to a production run.



CUSTOM PISTONS

YOU NAME IT. WE MAKE THE BEST PISTON FOR IT!



STRUTTED FORGING



3D CROWN & UNDERCROWN MILLING

WISECO HAS VAST EXPERIENCE ENGINEERING AND MANUFACTURING ALL TYPES OF PISTONS.

DRAG RACING • ROAD RACE • RALLY, AUTOCROSS • OFF-ROAD • LAND SPEED

Fully customized or shelf specs plus one customization

FEATURES AVAILABLE:

- Billet or Forged
- Coatings: ArmorGlide®, ArmorPlating™, hardcoat anodizing
- Ultra Ring Grooves
- Gas ports (vertical and horizontal)
- Specialized ring grooves, such as Dykes and exact tolerance ring grooves
- Specialized machining options, such as 3D crown and undercrown milling
- Specialized ring sets for high power added applications
- Full Round design forging with bottom reinforcing band for extreme HP applications
- Modern Strutted style forging available for the ultimate in strength and weight savings
- Bores up to 6
- Private Label Programs
- Forging for large volume production (call for details)



PROFESSIONAL SERIES

HARD CORE, RACE PROVEN PARTS OFF-THE-SHELF



A STANDARD FEATURE

WiseCo LS 5.3L / 327CI

- ArmorGlide® Skirt Coating
- .180 wall pins & wire locks
- 2618 High Strength Alloy
- Premium 1.0mm, 1.2mm, 2.8mm XX Rings Included
- Designed for use with stock rod
- Anti-detonation & pressure seal grooves
- C/R at 0 deck with .051 gasket



LS 5.3L / 327ci Drop In Replacements • NA/Boost/Nitrous • .945 Pin

Kit Part #	Bore	Comp. Ht.	Stroke	Rod	0 Deck at	Std. Deck Ht.	Avg. Wt.	Volume	Compression Ratio At:				Pin Part # (Included)	Ringset (Included)	Valve Pocket
									58cc	62cc	66cc	70cc			
<i>.945 Pin Diameter, designed for use with stock rod</i>															
K0041XS	3.780	1.321	3.622	6.098	9.230	9.240	440	6cc	11.6	10.9	10.4	9.9	S785 .945 x 2.250	9600XX (x8)	LS1,2,3,6,92 (cathedral)
K0041X1	3.790						442							9625XX (x8)	
K0041X2	3.800						444							9650XX (x8)	
K0042XS	3.780	1.321	3.622	6.098	9.230	9.240	411	-10.7cc	9.4	9	8.6	8.3	S785 .945 x 2.250	9600XX (x8)	LS1,2,3,6,92 (cathedral)
K0042X1	3.790						417							9625XX (x8)	
K0042X2	3.800						424							9650XX (x8)	

PROFESSIONAL SERIES



LS 5.3L / 327CI

- ArmorGlide® Skirt Coating
- 2618 High Strength Alloy
- Designed for use with aftermarket rod
- C/R at 0 deck with .051 gasket
- .150 wall pin & Spirolox®
- 1/16, 1/16, 3.0mm Rings Sold Separately
- Anti-detonation & pressure seal grooves

LS 5.3L / 327ci • NA/Nitrous • 927 Pin

Kit Part #	Bore	Comp. Ht.	Stroke	Rod	0 Deck at	Std. Deck Ht.	Avg. Wt.	Volume	Compression Ratio At:				Pin Part # (Included)	Ringset (Sold Separately)	Valve Pocket
									58cc	62cc	66cc	70cc			
<i>.927 Pin Diameter, designed for use with aftermarket rod</i>															
K474M96	3.780	1.300	3.622	6.125	9.236	9.240	410	-2.2cc FT	10.5	10	9.6	9.1	S643 .927 x 2.250	3785HF	LS1,2,6
K474M965	3.800						420							3805HF	
K473M96	3.780	1.110	4.000	6.125	9.236	9.240	370	-7cc	10.8	10.3	9.8	9.5	S643 .927 x 2.250	3785HF	LS1,2,6
K473M965	3.800						376							3805HF	

Optional K1 Rod for LS Series: 6.098 Part # 012AE25610
 Optional K1 Rod for LS Series: 6.125 Part # 012AE25613

Optional K1 Rod for LS Series: 6.125 Part # 012AE25613ST (4.000 + Stroker rod)
 * Add -24 or -58 to LS Part Number to indicate 24 or 58 Tooth Reluctor Ring

LS 5.3L / 327CI FLAT TOP

- ArmorGlide® Skirt Coating
- 2618 High Strength Alloy
- ArmorPlating™ thermal protection
- C/R at 0 deck with .051 gasket
- .200 wall pin & Spirolox®
- Premium 1.2mm, 1.2mm, 3.0mm GFX Rings Included
- Anti-detonation & pressure seal grooves

LS 5.3L / 327ci Flat Top • NA/Boost/Nitrous • .945" Pin

Kit Part #	Bore	Comp. Ht.	Stroke	Rod	0 Deck at	Std. Deck Ht.	Avg. Wt.	Volume	Compression Ratio At:				Pin Part # (Included)	Ringset (Included)	Valve Pocket
									58cc	62cc	66cc	70cc			
<i>.945 Pin Diameter, designed for use with stock rod</i>															
K0429XS	3.780	1.321	3.622	6.098	9.230	9.240		-2.2cc	10.6	10	9.6	9.2	S785 .945 x 2.250	3780GNX	LS1,2,3,6,92 (cathedral)
K0429X1	3.790													3796GNX	
K0429X2	3.800													3800GNX	

LS 5.3L / 327CI FLAT TOP

- ArmorGlide® Skirt Coating
- 2618 High Strength Alloy
- Anti-detonation & pressure seal grooves
- .200 wall pin & Spirolox®
- Premium 1.2mm, 1.2mm, 3.0mm GFX Rings Included
- C/R at 0 deck with .051" gasket

LS 5.3L / 327ci Flat Top • NA/Boost/Nitrous • .927" Pin

Kit Part #	Bore	Comp. Ht.	Stroke	Rod	0 Deck at	Std. Deck Ht.	Avg. Wt.	Volume	Compression Ratio At:				Pin Part # (Included)	Ringset (Included)	Valve Pocket
									58cc	62cc	66cc	70cc			
K0430XS	3.780	1.321	3.622	6.098	9.230	9.240		-2.2cc	10.6	10	9.6	9.2	S718 .927 x 2.250	3780GNX	LS1,2,3,6,92 (cathedral)
K0430X1	3.790													3796GNX	
K0430X2	3.800													3800GNX	
K0432XS	4.000	1.321	3.622	6.098	9.230	9.240		-3.2cc	11.4	10.8	10.3	10	S718 .927 x 2.250	4007GFX	LS1,2,3,6,92 (cathedral)
K0432X05	4.005													4007GFX	
K0432X3	4.030													4032GFX	
K0432X4	4.040													4042GFX	

LS 5.3L / 327CI FLAT TOP

- ArmorGlide® Skirt Coating
- 2618 High Strength Alloy
- Anti-detonation & pressure seal grooves
- .200 wall pin & Spirolox®
- Premium 1.2mm, 1.2mm, 3.0mm GFX Rings Included
- C/R at 0 deck with .051" gasket

LS 5.3L / 327ci Flat Top • NA/Boost/Nitrous • .943" Pin

Kit Part #	Bore	Comp. Ht.	Stroke	Rod	0 Deck at	Std. Deck Ht.	Avg. Wt.	Volume	Compression Ratio At:				Pin Part # (Included)	Ringset (Included)	Valve Pocket
									58cc	62cc	66cc	70cc			
K0428XS	3.780	1.320	3.622	6.098	9.230	9.240							S749 .943 x 2.250	3780GNX	LS1,2,3,6,92 (cathedral)
K0428X1	3.790													3796GNX	
K0428X2	3.800													3800GNX	
K0431XS	4.000	1.320	3.622	6.098	9.230	9.240							S749 .943 x 2.250	4007GFX	LS1,2,3,6,92 (cathedral)
K0431X05	4.005													4007GFX	
K0431X3	4.030													4032GFX	
K0431X4	4.040													4042GFX	



LS7 7.0L / 427CI

- ArmorGlide® Skirt Coating
- .148 wall pins and Spirolox®
- 2618 High Strength Alloy
- Premium 1.2mm, 1.2mm, 3.0mm GFX Rings Included
- Designed for OE Titanium Rod & Pin Diameter
- Anti-detonation & pressure seal grooves
- C/R at 0 deck with .051 gasket

LS7 7.0L / 427ci • NA/Nitrous • 9252 Pin													
Kit Part #	Bore	Comp. Ht.	Stroke	Rod	0 Deck at	Std. Deck Ht.	Avg. Wt.	Volume	Compression Ratio At:		Pin Part # (Included)	Ringset (Included)	Valve Pocket
									70cc	72cc			
K0004X125	4.125	1.175	4.000	6.067	9.242	9.240	488	2.5cc	11.5	11.3	S761 .9252 x 2.250	4127GFX	LS7
K0004X130	4.130						490					4132GFX	

GEN V DIRECT INJECTED L83 5.3L

- ArmorGlide® Skirt Coating
- .200 wall pin & Spirolox®
- 2618 High Strength Alloy
- Premium 1.5mm, 1.5mm, 3.0mm GNX Rings Included
- Anti-detonation & pressure seal grooves
- C/R at .012 deck with .051 gasket

GEN V Direct Injected L83 5.3L													
Kit Part #	Bore	Comp. Ht.	Stroke	Rod	0 Deck at	Std. Deck Ht.	Avg. Wt.	Volume	Compression Ratio At:		Pin Part # (Included)	Ringset (Included)	Valve Pocket
									58cc				
K0378XS	3.780	1.319	3.622	6.098	9.240	9.240		-8.5cc	9.5		S785 .945 x 2.250	3780GNX	Gen V L83
K0378X1	3.790						3796GNX						
K0378X2	3.800						3800GNX						
K0379XS	3.780	1.319	3.622	6.098	9.240	9.240		-.5cc	10.5		S785 .945 x 2.250	3780GNX	Gen V L83
K0379X1	3.790						3796GNX						
K0379X2	3.800						3800GNX						
K0380XS	3.780	1.292	3.622	6.125	9.240	9.240		-8.5cc	9.5		S718 .927 x 2.250	3780GNX	Gen V L83
K0380X1	3.790						3796GNX						
K0380X2	3.800						3800GNX						
K0381XS	3.780	1.292	3.622	6.125	9.240	9.240		-.5cc	10.5		S718 .927 x 2.250	3780GNX	Gen V L83
K0381X1	3.790						3796GNX						
K0381X2	3.800						3800GNX						

GEN V DIRECT INJECTED LT1 6.2L

- ArmorGlide® Skirt Coating
- .200 wall pin & Spirolox®
- 2618 High Strength Alloy
- Premium 1.2mm, 1.2mm, 3.0mm GFX Rings Included
- ArmorPlating™ thermal protection
- Anti-detonation & pressure seal grooves
- C/R at 0 deck with .051 gasket

GEN V Direct Injected LT1 6.2L													
Kit Part #	Bore	Comp. Ht.	Stroke	Rod	0 Deck at	Std. Deck Ht.	Avg. Wt.	Volume	Compression Ratio At:		Pin Part # (Included)	Ringset (Included)	Valve Pocket
									59cc				
K0394XS	4.065	1.331	3.622	6.098	9.240	9.240	528	-12cc	10.4		S785 .945 x 2.250	4067GFX (x8)	Gen V LT1
K0394X05	4.070						532					4072GFX (x8)	
K0394X1	4.075						538					4072GFX (x8)	
K0395XS	4.065	1.331	3.622	6.098	9.240	9.240	552	-2cc	11.7		S785 .945 x 2.250	4067GFX (x8)	Gen V LT1
K0395X05	4.070						555					4072GFX (x8)	
K0395X1	4.075						558					4072GFX (x8)	
K0232XS	4.065	1.304	3.622	6.125	9.240	9.240	528	-12cc	10.4		S718 .927 x 2.250	4067GFX (x8)	Gen V LT1
K0232X05	4.070						532					4072GFX (x8)	
K0232X1	4.075						538					4072GFX (x8)	
K0233XS	4.065	1.304	3.622	6.125	9.240	9.240	552	-2cc	11.7		S718 .927 x 2.250	4067GFX (x8)	Gen V LT1
K0233X05	4.070						555					4072GFX (x8)	
K0233X1	4.075						558					4072GFX (x8)	
K0234XS	4.065	1.115	4.000	6.125	9.240	9.240	462	-20cc	10.5		S718 .927 x 2.250	4067GFX (x8)	Gen V LT1
K0234X05	4.070						465					4072GFX (x8)	
K0234X1	4.075						468					4072GFX (x8)	
K0234X6	4.125											4127GFX (x8)	
K0235XS	4.065	1.115	4.000	6.125	9.240	9.240	490	-10cc	11.7		S718 .927 x 2.250	4067GFX (x8)	Gen V LT1
K0235X05	4.070						492					4072GFX (x8)	
K0235X1	4.075						495					4072GFX (x8)	
K0235X6	4.125											4127GFX (x8)	
									12				

PROFESSIONAL SERIES



GEN V DIRECT INJECTED LT4 6.2L

- ArmorGlide® Skirt Coating
- 2618 High Strength Alloy
- 200 wall pin & Spirolox®
- Premium 1.2mm, 1.2mm, 3.0mm GFX Rings Included
- ArmorPlating™ thermal protection
- Anti-detonation & pressure seal grooves
- C/R at 0 deck with .051 gasket

GEN V Direct Injected LT4 6.2L

Kit Part #	Bore	Comp. Ht.	Stroke	Rod	0 Deck at	Std. Deck Ht.	Avg. Wt.	Volume	Compression Ratio At:				Pin Part # (Included)	Ringset (Included)	Valve Pocket
									59cc						
K0392XS	4.065	1.331	3.622	6.098	9.240	9.240		-9cc	10.0			S785 .945 x 2.250	4067GFX (x8)	Gen V LT4	
K0392X05	4.070												4072GFX (x8)		
K0392X1	4.075												4072GFX (x8)		
K0393XS	4.065	1.115	4.000	6.125	9.240	9.240		-18	10.0			S718 .927 x 2.250	4067GFX (x8)	Gen V LT4	
K0393X05	4.070												4072GFX (x8)		
K0393X1	4.075												4072GFX (x8)		

LS STANDARD STROKE • 3.622 STROKE

- ArmorGlide® Skirt Coating
- .150 wall pin & Spirolox®
- 2618 High Strength Alloy
- Premium 1.2mm, 1.2mm, 3.0mm GFX Rings Included
- Pin Upgrade Recommended over 700HP (Pin P/N S718)
- Anti-detonation & pressure seal grooves
- C/R at 0 deck with .051 gasket



LS Standard Stroke • NA/Boost/Nitrous • 3.622 Stroke

Kit Part #	Bore	Comp. Ht.	Stroke	Rod	0 Deck at	Std. Deck Ht.	Avg. Wt.	Volume	Compression Ratio At:				Pin Part # (Included)	Ringset (Included)	Valve Pocket
									65cc	66cc	68cc	70cc			
<i>.945 Pin Diameter, designed for use with stock rod</i>															
K366X05	3.903	1.335	3.622	6.098	9.244	9.240	450.000	-2.2 FT	10.300	10.100	10.000	9.700	S627 .945x2.500	3905GFX (x8)	LS1,2,6
K0044XS	4.000	1.311	3.622	6.098	9.220	9.240		9cc	11.6	11.3	11.2	10.9	S785 .945 x 2.250	4007GFX (x8)	LS1,2,3,6,92
K0044X05	4.005													4007GFX (x8)	
K0044X1	4.010													4014GFX (x8)	
K0044X2	4.020													4022GFX (x8)	
K0044X3	4.030													4032GFX (x8)	
K0044X35	4.035													4037GFX (x8)	
K0045XS	4.000	1.311	3.622	6.098	9.220	9.240		-9.7cc	9.4	9.2	9.1	8.9	S785 .945 x 2.250	4007GFX (x8)	LS1,2,3,6,92
K0045X05	4.005													4007GFX (x8)	
K0045X1	4.010													4014GFX (x8)	
K0045X2	4.020													4022GFX (x8)	
K0045X3	4.030													4032GFX (x8)	
K0045X35	4.035													4037GFX (x8)	
<i>.927 Pin Diameter, designed for use with aftermarket rod</i>															
K447X3903	3.903	1.300	3.622	6.125	9.236	9.240		12cc	12.4	11.9	11.8	11.5	S643 .927 x 2.250	3905GFX (x8)	LS1,2,6
K447X1	4.010													4014GFX (x8)	
K447X05	4.005													4007GFX (x8)	
K447X3	4.030													4032GFX (x8)	
K447X7	4.070													4072GFX (x8)	
K447X75	4.075													4072GFX (x8)	
K398X3903	3.903	1.304	3.622	6.125	9.236	9.240		-3.2cc FT	10.1	9.9	9.8	9.5	S643 .927 x 2.250	3905GFX (x8)	LS1,2,3,6,92
K398X3905	3.905													3905GFX (x8)	
K398XS	4.000													4007GFX (x8)	
K398X05	4.005													4007GFX (x8)	
K398X1	4.010													4014GFX (x8)	
K398X3	4.030													4032GFX (x8)	
K398X7	4.070													4072GFX (x8)	
K398X75	4.075													4072GFX (x8)	
K398X8	4.080													4080GFX (x8)	
K0005X125	4.125													1.300	
K0005X130	4.130	4137GFX (x8)													
K0005X155	4.155	4158GFX (x8)													
K0005X185	4.185	4188GFM (x8)													



LS STANDARD STROKE • 3.622 STROKE (CONTINUED)

- ArmorGlide® Skirt Coating
- Premium 1.2mm, 1.2mm, 3.0mm GFX Rings Included
- Anti-detonation & pressure seal grooves
- .150 wall pin & Spirolox®
- Pin Upgrade Recommended over 700HP (Pin P/N S718)
- C/R at 0 deck with .051 gasket
- 2618 High Strength Alloy

LS Standard Stroke • NA/Boost/Nitrous • 3.622 Stroke																
Kit Part #	Bore	Comp. Ht.	Stroke	Rod	0 Deck at	Std. Deck Ht.	Avg. Wt.	Volume	Compression Ratio At:				Pin Part # (Included)	Ringset (Included)	Valve Pocket	
									65cc	66cc	68cc	70cc				
<i>.927 Pin Diameter, designed for use with aftermarket rod</i>																
K444X3903	3.903	1.300	3.622	6.125	9.236	9.240	433	-11cc	9.3	9.1	9	8.8	S643 .927 x 2.250	3905GFX (x8)	LS1,2,3,6,92	
K444XS	4.000								477	9.8	9.6	9.5		9.3		4007GFX (x8)
K444X05	4.005								478							4007GFX (x8)
K444X3	4.030								492							4032GFX (x8)
K444X35	4.035								496							4037GFX (x8)
K444X7	4.070								502							4072GFX (x8)
K444X75	4.075								506							4072GFX (x8)
K392X3905	3.905	1.300	3.622	6.125	9.236	9.240	445	-25cc	8.1	8	7.9	7.8	S643 .927 x 2.250	3905GFX (x8)	LS1,2,3,6,92	
K392XS	4.000								448	8.5	8.4	8.3		8.2		4007GFX (x8)
K392X05	4.005								451							4007GFX (x8)
K392X3	4.030								502							4032GFX (x8)
K392X7	4.070								518							4072GFX (x8)
K393X100	4.100	1.304	3.622	6.125	9.236	9.240	505	-25cc	8.8	8.7	8.6	8.4	S643 .927 x 2.250	4102GFX (x8)	LS1,2,3,6,7,92	
K393X125	4.125													515		4127GFX (x8)

LS • 3.900 STROKER • NA/BOOST/NITROUS

- ArmorGlide® Skirt Coating
- Pin Upgrade Recommended over 700HP (Pin P/N S718)
- .150 wall pin & Spirolox®
- Anti-detonation & pressure seal grooves
- 2618 High Strength Alloy
- C/R at 0 deck with .051 gasket

LS • 3.900 Stroker • NA/Boost/Nitrous • .927 Pin																												
Kit Part #	Bore	Comp. Ht.	Stroke	Rod	0 Deck at	Std. Deck Ht.	Avg. Wt.	Volume	Compression Ratio At:				Pin Part # (Included)	Ringset (Included)	Valve Pocket													
									65cc	66cc	68cc	70cc																
<i>.927 Pin Diameter, designed for use with aftermarket rod</i>																												
K0417XS	3.780	1.165	3.900	6.125	9.240	9.240		-8cc	9.6	9.5	9.3	9.1	S691 .927 x 2.250	3780GNX	LS1,2,3,6,7,92													
K0417X2	3.800													3800GNX														
K0418X3905	3.905													3905GFX														
K0418XS	4.000													4007GFX														
K0418X05	4.005													4007GFX														
K0418X1	4.010													4014GFX														
K0418X2	4.020													4022GFX														
K0418X3	4.030													4032GFX														
K0418X35	4.035													4037GFX														
K0418X65	4.065													4067GFX														
K0418X7	4.070													4072GFX														
K0418X75	4.075													4072GFX														
K0418X8	4.080													4080GFX														
K0418X85	4.085													4082GFX														
K0419X125	4.125	1.165	3.900	6.125	9.240	9.240		-20cc	9.6	9.5	9.3	9.1	S691 .927 x 2.250	4127GFX	LS1,2,3,6,7,92													
K0419X130	4.130													4132GFX														
K0419X135	4.135													4137GFX														
K0419X145	4.145													4147GFX														
K0419X155	4.155													4158GFX														
K0419X165	4.165													4168GFX														
K0419X185	4.185													4188GFM														
K0420XS	3.780													1.165		3.900	6.125	9.240	9.240		.3cc	10.6	10.5	10.2	10	S691 .927 x 2.250	3780GNX	LS1,2,3,6,7,92
K0420X2	3.800																										3800GNX	
K0421X3905	3.905													1.165		3.900	6.125	9.240	9.240		-9cc	10.6	10.5	10.2	10	S691 .927 x 2.250	3905GFX	LS1,2,3,6,7,92
K0421XS	4.000	4007GFX																										
K0421X05	4.005	4007GFX																										
K0421X1	4.010	4014GFX																										
K0421X2	4.020	4022GFX																										
K0421X2	4.030	4032GFX																										
K0421X35	4.035	4037GFX																										
K0421X65	4.065	4067GFX																										
K0421X7	4.070	4072GFX																										
K0421X75	4.075	4072GFX																										
K0421X8	4.080	4080GFX																										
K0421X85	4.085	4082GFX																										

PROFESSIONAL SERIES



CHEVROLET LSX

(CONTINUED) LS • 3.900 STROKER • NA/BOOST NITROUS

- ArmorGlide® Skirt Coating
- Pin Upgrade Recommended over 700HP (Pin P/N S718)
- .150 wall pin & Spirolox®
- Anti-detonation & pressure seal grooves
- 2618 High Strength Alloy
- C/R at 0 deck with .051 gasket

LS • 3.900 Stroker • NA/Boost/Nitrous • .927 Pin

Kit Part #	Bore	Comp. Ht.	Stroke	Rod	0 Deck at	Std. Deck Ht.	Avg. Wt.	Volume	Compression Ratio At:				Pin Part # (Included)	Ringset (Included)	Valve Pocket
									65cc	66cc	68cc	70cc			

.927 Pin Diameter, designed for use with aftermarket rod

K0422X125	4.125	1.165	3.900	6.125	9.240	9.240		-12cc	10.6	10.5	10.2	10	S691 .927 x 2.250	4127GFX	LS1,2,3,6,7,92	
K0422X130	4.130													4132GFX		
K0422X135	4.135													4137GFX		
K0422X145	4.145													4147GFX		
K0422X155	4.155													4158GFX		
K0422X165	4.165													4168GFX		
K0422X185	4.185	4188GFM														
K0423XS	3.780	1.165	3.900	6.125	9.240	9.240		9cc	11.8	11.7	11.4	11	S691 .927 x 2.250	3780GNX	LS1,2,3,6,7,92	
K0423X2	3.800													3800GNX		
K0424X3905	3.905	1.165	3.900	6.125	9.240	9.240		5cc	12.3	12.1	11.8	11.5	S691 .927 x 2.250	3905GFX		LS1,2,3,6,7,92
K0424XS	4.000													4007GFX		
K0424X05	4.005													4007GFX		
K0424X1	4.010													4014GFX		
K0424X2	4.020													4022GFX		
K0424X3	4.030													4032GFX		
K0424X35	4.035													4037GFX		
K0424X65	4.065													4067GFX	LS1,2,3,6,7,92	
K0424X7	4.070													4072GFX		
K0424X75	4.075													4072GFX		
K0424X8	4.080	4080GFX														
K0424X85	4.085	4082GFX														
K0425X125	4.125	1.165	3.900	6.125	9.240	9.240		-2cc	11.9	11.7	11.5	11.2	S691 .927 x 2.250	4127GFX		LS1,2,3,6,7,92
K0425X130	4.130													4132GFX		
K0425X135	4.135													4137GFX		
K0425X145	4.145													4147GFX		
K0425X155	4.155													4158GFX		
K0425X165	4.165													4168GFX		
K0425X185	4.185	4188GFM	LS1,2,3,6,7,92													
K0426XS	4.000	4007GFX														
K0426X05	4.005	4007GFX														
K0426X1	4.010	4014GFX		LS1,2,3,6,7,92												
K0426X2	4.020	4022GFX														
K0426X30	4.030	4032GFX														
K0426X65	4.065	4067GFX	LS1,2,3,6,7,92													
K0426X70	4.070	4072GFX														
K0426X75	4.075	4072GFX														
K0426X80	4.080	4080GFX														
K0427X125	4.125	1.165		3.900	6.125	9.240	9.240		6cc	13.1	13	12.6	12.3	S691 .927 x 2.250	4127GFX	LS1,2,3,6,7,92
K0427X135	4.135														4137GFX	
K0427X155	4.155		4158GFX													
K0427X165	4.165		4168GFX													
K0427X185	4.185		4188GFM													



CHEVROLET LSX

LS • 4.000 STROKE

- ArmorGlide® Skirt Coating
- Pin Upgrade Recommended over 700HP (Pin P/N S718)
- .150 wall pin & Spirolox®
- Anti-detonation & pressure seal grooves
- 2618 High Strength Alloy
- C/R at 0 deck with .051 gasket

LS • 4.000 Stroker • NA/Boost/Nitrous • .927 Pin

• Premium 1.2mm, 1.2mm, 3.0mm GFX Rings Included

Kit Part #	Bore	Comp. Ht.	Stroke	Rod	0 Deck at	Std. Deck Ht.	Avg. Wt.	Volume	Compression Ratio At:				Pin Part # (Included)	Ringset (Included)	Valve Pocket
									65cc	66cc	68cc	70cc			
<i>.927 Pin Diameter, designed for use with aftermarket rod</i>															
K448X3903	3.903	1.110	4.000	6.125	9.235	9.240	438	5cc	12.2	11.9	11.8	11.5	S643 .927 x 2.250	3905GFX (x8)	LS1,2,3,6,92
K448X05	4.005						477		12.9	12.5	12.4	12		4007GFX (x8)	
K448X3	4.030						489		11.1	10.8	10.7	10.5		4032GFX (x8)	
K448X7	4.070						496							4072GFX (x8)	
K464X3903	3.903	1.110	4.000	6.125	9.235	9.240	430	-3cc	11.7	11.4	11.3	11	S643 .927 x 2.250	3905GFX (x8)	LS1,2,3,6,92
K464X05	4.005						468							4007GFX (x8)	
K464X1	4.010						471							4014GFX (x8)	
K464X3	4.030						481							4032GFX (x8)	
K464X35	4.035						487							4037GFX (x8)	
K464X65	4.065						495							4067GFX (x8)	
K464X7	4.070						496							4072GFX (x8)	
K464X75	4.075						498							4072GFX (x8)	
K463X125	4.125						468							4127GFX (x8)	
K463X130	4.130						484							4132GFX (x8)	
K463X135	4.135	485	4137GFX (x8)	S643 .927 x 2.250	12.1	11.8	11.7	11.4	12.5	12.2	12.1	11.8	S643 .927 x 2.250	4158GFX (x8)	LS1,2,3,6,7,92
K463X155	4.155	485	4188GFX (x8)												
K463X185	4.185	500	4188GFM (x8)												
K463X200	4.200	498	4203GFM (x8)												
K394X3903	3.903	1.115	4.000	6.125	9.240	9.240	391	-8cc	11	10.7	10.6	10.4	S643 .927 x 2.250	3905GFX (x8)	LS1,2,3,6,92
K394X3905	3.905						397							3905GFX (x8)	
K394XS	4.000						458							4007GFX (x8)	
K394X05	4.005						460							4007GFX (x8)	
K394X1	4.010						462							4014GFX (x8)	
K394X2	4.020						465							4022GFX (x8)	
K394X3	4.030						468							4032GFX (x8)	
K394X65	4.065														
K394X7	4.070						482							4072GFX (x8)	
K394X75	4.075						486							4072GFX (x8)	
K394X8	4.080						489							4080GFX (x8)	
K395X125	4.125						451							4127GFX (x8)	
K395X130	4.130						472							4132GFX (x8)	
K395X135	4.135						476							4137GFX (x8)	
K395X155	4.155	485	4158GFX (x8)												
K395X185	4.185	497	4188GFM (x8)												
K445X3903	3.903	1.110	4.000	6.125	9.235	9.240	396	-15cc	10.2	10	9.9	9.7	S643 .927 x 2.250	3905GFX (x8)	LS1,2,3,6,92
K445XS	4.000						437							4007GFX (x8)	
K445X05	4.005						439							4007GFX (x8)	
K445X2	4.020						434							4022GFX (x8)	
K445X3	4.030						437							4032GFX (x8)	
K445X35	4.035						442							4037GFX (x8)	
K445X7	4.070						454							4072GFX (x8)	
K445X75	4.075						457							4072GFX (x8)	
K445X8	4.080						462							4082GFX (x8)	
K446X125	4.125						442							4127GFX (x8)	
K446X130	4.130	450	4132GFX (x8)	S643 .927 x 2.250	10.4	10.2	10.1	10	10.4	10.2	10	S643 .927 x 2.250	4137GFX (x8)	LS1,2,3,6,92	
K446X135	4.135	453	4137GFX (x8)												
K446X155	4.155	456	4158GFX (x8)												
K456XS	4.000	432	4007GFX (x8)												
K456X05	4.005	433	4007GFX (x8)												
K456X2	4.020	428	4022GFX (x8)												
K456X3	4.030	435	4032GFX (x8)												
K456X35	4.035	438	4037GFX (x8)												
K456X65	4.065		4067GFX (x8)												
K456X7	4.070	441	4072GFX (x8)												
K456X75	4.075		4072GFX (x8)												
K456X8	4.080		4080GFX (x8)												
K452X125	4.125	446	4127GFX (x8)												
K452X130	4.130	447	4132GFX (x8)	S643 .927 x 2.250	10.2	10.1	10	9.8	10.2	10.1	10	S643 .927 x 2.250	4137GFX (x8)	LS1,2,3,6,7,92	
K452X135	4.135	448	4137GFX (x8)												
K452X155	4.155	455	4158GFX (x8)												
K452X165	4.165	465	4168GFX (x8)												

PROFESSIONAL SERIES



LS • 4.000 STROKE (CONTINUED)

- ArmorGlide® Skirt Coating
- .150 wall pin & Spirolox®
- 2618 High Strength Alloy
- Premium 1.2mm, 1.2mm, 3.0mm GFX Rings Included
- Pin Upgrade Recommended over 700HP (Pin P/N S718)
- Anti-detonation & pressure seal grooves
- C/R at 0 deck with .051 gasket



LS • 4.000 Stroker • NA/Boost/Nitrous • .927 Pin

• Premium 1.2mm, 1.2mm, 3.0mm GFX Rings Included

Kit Part #	Bore	Comp. Ht.	Stroke	Rod	0 Deck at	Std. Deck Ht.	Avg. Wt.	Volume	Compression Ratio At:				Pin Part # (Included)	Ringset (Included)	Valve Pocket
									65cc	66cc	68cc	70cc			
<i>.927 Pin Diameter, designed for use with aftermarket rod</i>															
K443X125	4.125	1.140	4.000	6.125	9.240	9.240	446	-23cc	10	9.8	9.7	9.6	S643 .927 x 2.250	4127GFX (x8)	LS1,2,3,6,7,92
K443X155	4.155						458							4158GFX (x8)	
K443X200	4.200						463							4203GFM (x8)	
K0035X125	4.125	1.110	4.000	6.125	9.235	9.240	444	-25cc	9.6	9.4	9.3	9.2	S643 .927 x 2.250	4127GFX (x8)	LS1,2,3,6,92
K0035X130	4.130						445							4132GFX (x8)	
K0035X135	4.135						447							4137GFX (x8)	
K0035X155	4.155						455							4158GFX (x8)	
K396X3903	3.903	1.115	4.000	6.125	9.235	9.240	415	-32cc	8.8	8.7	8.6	8.5	S643 .927 x 2.250	3905GFX (x8)	LS1,2,3,6,92
K396XS	4.000						432							4007GFX (x8)	
K396X05	4.005						431							4007GFX (x8)	
K396X3	4.030						445							4032GFX (x8)	
K396X7	4.070						460							4072GFX (x8)	
K397X100	4.100	1.115	4.000	6.125	9.235	9.240	420	-32cc	9.1	8.9	8.8	8.7	S643 .927 x 2.250	4102GFX (x8)	LS1,2,3,6,7,92
K397X125	4.125						430							4127GFX (x8)	
K397X130	4.130						450							4132GFX (x8)	
K397X135	4.135						450							4137GFX (x8)	
K397X155	4.155						460							4158GFX (x8)	

Optional K1 Rod for LS Series: 6.098 Part # 012AE25610
Optional K1 Rod for LS Series: 6.125 Part # 012AE25613

Optional K1 Rod for LS Series: 6.125 Part # 012AE25613ST (4.000 + Stroker rod)
* Add -24 or -58 to LS Part Number to indicate 24 or 58 Tooth Reluctor Ring

MAX DOME LS/ 408CI

- ArmorGlide® Skirt Coating
- .148 wall pin & Spirolox®
- 2618 High Strength Alloy
- .043", .043", 3.0mm Rings Sold Separately
- Anti-detonation & pressure seal grooves
- C/R at 0 deck with .051 gasket

Max Dome LS / 408ci • 4.000" Stroker • NA/Nitrous • 927" Pin

Kit Part #	Bore	Comp. Ht.	Stroke	Rod	0 Deck at	Std. Deck Ht.	Avg. Wt.	Volume	Compression Ratio At:		Pin Part # (Included)	Ringset (Sold Separately)	Valve Pocket
									70cc	72cc			
K0433XS	4.000							10	13		S691 .927 x 2.250		
K0433X05	4.005												
K0433X1	4.010							10	13		S691 .927 x 2.250		
K0433X2	4.020												
K0433X3	4.030							10	13		S691 .927 x 2.250		
K0433X35	4.035												
K0433X65	4.065							10	13.3		S691 .927 x 2.250		
K0433X7	4.070												
K0433X75	4.075							10	13.3		S691 .927 x 2.250		
K0433X8	4.080												
K0433X85	4.085							10	13.3		S691 .927 x 2.250		
K0434X125	4.125							10	13.6		S691 .927 x 2.250		
K0434X130	4.130												
K0434X135	4.135							10	13.6		S691 .927 x 2.250		
K0434X155	4.155												
K0434X165	4.165							10	13.6		S691 .927 x 2.250		
K0434X185	4.185												



LS • 4.100/4.125 STROKER


- ArmorGlide® Skirt Coating
- Pin Upgrade Recommended over 700HP (Pin P/N S718)
- .150 wall pin & Spirolox®
- Anti-detonation & pressure seal grooves
- 2618 High Strength Alloy

LS • 4.100/4.125 Stroker • NA/Boost/Nitrous • .927 Pin

Kit Part #	Bore	Comp. Ht.	Stroke	Rod	0 Deck at	Std. Deck Ht.	Avg. Wt.	Volume	Compression Ratio At:				Pin Part # (Included)	Ringset (Included)	Valve Pocket
									65cc	66cc	68cc	70cc			
<i>.927 Pin Diameter, designed for use with aftermarket rod</i>															
K451X3903	3.903	1.050	4.000 4.125	6.125	9.225 9.237	9.240	420	3cc	12.2	11.9	11.7	11.4	S643 .927 x 2.250	3905GFX (x8)	LS1,2,3,6,92
K451XS	4.000						457		4007GFX (x8)						
K451X05	4.005						458		4007GFX (x8)						
K451X3	4.030						466		4032GFX (x8)						
K451X7	4.070						472		4072GFX (x8)						
K462X125	4.125	1.050	4.000 4.125	6.125	9.225 9.237	9.240	463	-2.8cc	12.4	12.1	12	11.7	4127GFX (x8)	LS1,2,3,6,7,92	
K462X130	4.130						468						4132GFX (x8)		
K462X155	4.155						478		4158GFX (x8)						
K462X185	4.185						490		4188GFM (x8)						
K462X200	4.200						480		4203GFM (x8)						
K450X3903	3.903	1.050	4.000 4.125	6.125	9.225 9.237	9.240	423	-11cc	10.3	10.1	10	9.8	S643 .927 x 2.250	3905GFX (x8)	LS1,2,3,6,92
K450XS	4.000						418		4007GFX (x8)						
K450X05	4.005						420		4007GFX (x8)						
K450X3	4.030						429		4032GFX (x8)						
K450X7	4.070						430		4072GFX (x8)						
K454X3903	3.903	1.050	4.000 4.125	6.125	9.225 9.237	9.240	423	-14cc	10	9.8	9.8	9.5	3905GFX (x8)	LS1,2,3,6,92	
K454XS	4.000						420						4007GFX (x8)		
K454X05	4.005						435		4032GFX (x8)						
K454X3	4.030						435		4072GFX (x8)						
K454X7	4.070														
K455X125	4.125	1.050	4.000 4.125	6.125	9.225 9.237	9.240	425	-22cc	10.4	10.2	10.1	10	4127GFX (x8)	LS1,2,3,6,7,92	
K455X155	4.155						440						4158GFX (x8)		
K449X05	4.005	1.050	4.000	6.125	9.225	9.240	406	-30cc	9.2	9.1	9	8.8	4007GFX (x8)	LS1,2,3,6,92	
K449X3	4.030						414						4032GFX (x8)		
K449X7	4.070						425						4072GFX (x8)		

Optional K1 Rod for LS Series: 6.125 Stroke Part # 012AE25613 (4.000 + Stroker rod)
K1 Crank for LS Series: 4.100 Stroke Part # 012FAE410_*

K1 Crank for LS Series: 4.125 Stroke Part # 012FAE413_*
* Add -24 or -58 to LS Part Number to indicate 24 or 58 Tooth Reluctor Ring



PROFESSIONAL SERIES



305 SPRINT FLAT TOP

- ArmorGlide® Skirt Coating
- Lateral Gas Ports
- 4032 Low Expansion Alloy
- .160 Top Ring Land / Int. .225 / Exh. .150
- .150 wall pin & round wire locks
- Anti-detonation & pressure seal grooves
- 1.5mm, 1.5mm, 3.0mm Rings Sold Separately
- C/R at 0 deck with .040 gasket



305 Sprint Flat Top

Piston designed for circle track use.

Kit Part #	Bore	Comp. Ht.	Stroke	Rod	0 Deck at	Std. Deck Ht.	Avg. Wt.	Volume	Compression Ratio At:				Pin Part # (Included)	Ringset (Sold Separately)	Skirt Type
									54cc	58cc	62cc	66cc			
K0136X3	3.766	1.550	3.480	5.700	8.990	9.025	393	-3cc	10.8	10.3	9.8	9.3	S594 .927 x 2.250	3766GNX	Strutted
K0136X6	3.796						404							3796GNX	
K0137X3	3.766	1.250	3.480	6.000	8.990	9.025	349	-3cc	10.8	10.3	9.8	9.3	S594 .927 x 2.250	3766GNX	Strutted
K0137X6	3.796						358							3796GNX	

350 21° - 23° TWO BARREL FLAT TOP

- ArmorGlide® Skirt Coating
- Lateral Gas Ports
- 4032 Low Expansion Alloy
- .160 Top Ring Land / Int. .225 / Exh. .150
- .150 wall pin & round wire locks
- Anti-detonation & pressure seal grooves
- .043 , .043 , 3.0mm Rings Sold Separately
- C/R at 0 deck with .040 gasket



350 21° - 23° Two Barrel Flat Top

Piston designed for two barrel, circle track use.

Kit Part #	Bore	Comp. Ht.	Stroke	Rod	0 Deck at	Std. Deck Ht.	Avg. Wt.	Volume	Compression Ratio At:				Pin Part # (Included)	Ringset (Sold Separately)	Skirt Type							
									58cc	62cc	66cc	70cc										
K0097B2	4.020	1.550	3.480	5.700	8.990	9.025	408	-1.7cc	11.3	10.7	10.2	9.7	S594 .927 x 2.250	JG7708-4020-5	Strutted							
K0097B3	4.030						411							JG7708-4030-5								
K0097B35	4.035						413							JG7708-4030-5								
K0097B4	4.040						415							JG7708-4040-5								
K0097B6	4.060						420							JG7708-4060-5								
K0098B2	4.020	1.250	3.480	6.000	9.000	9.025		-1.7cc	11.3	10.7	10.2	9.7	S594 .927 x 2.250	JG7708-4020-5	Strutted							
K0098B3	4.030													JG7708-4030-5								
K0098B35	4.035													JG7708-4030-5								
K0098B4	4.040													JG7708-4040-5								
K0098B6	4.060													JG7708-4060-5								
K0099B2	4.020	1.125	3.480	6.125	8.990	9.025		-1.7cc	11.200	10.700	10.200	9.700	S594 .927 x 2.250	JG7708-4020-5	Strutted							
K0099B3	4.030													JG7708-4030-5								
K0099B35	4.035						3.750							6.000		9.000		12.100	11.300	11.100	10.500	JG7708-4030-5
K0099B4	4.040													JG7708-4040-5								
K0099B6	4.060													JG7708-4060-5								



WIPER 350 21° - 23° PRO LATE MODEL FLAT TOP

- ArmorGlide® Skirt Coating
- Lateral Gas Ports
- 2618 High Strength Alloy
- .160 Top Ring Land / Int. .300 / Exh. SP
- .150 wall pin & round wire locks
- Anti-detonation & pressure seal grooves
- .043 , .043 , 3.0mm Rings Sold Separately
- C/R at 0 deck with .040 gasket

350 21°-23° PRO Late Model Flat Top

Piston designed for four barrel, circle track or Street/Strip use

Kit Part #	Bore	Comp. Ht.	Stroke	Rod	0 Deck at	Std. Deck Ht.	Avg. Wt.	Volume	Compression Ratio At:				Pin Part # (Included)	Ringset (Included)	Skirt Type							
									58cc	62cc	66cc	70cc										
K0094B2	4.020	1.550	3.480	5.700	8.990	9.025	417	-5cc	11.3	10.7	10.2	9.7	S594 .927 x 2.250	JG7708-4020-5	Strutted							
K0094B3	4.030						JG7708-4030-5															
K0094B35	4.035						JG7708-4030-5															
K0094B4	4.040						JG7708-4040-5															
K0094B6	4.060						JG7708-4060-5															
K0095B2	4.020	1.250	3.480	6.000	9.000	9.025	372	-5cc	11.3	10.7	10.2	9.7	S594 .927 x 2.250	JG7708-4020-5	Strutted							
K0095B3	4.030						JG7708-4030-5															
K0095B35	4.035						JG7708-4030-5															
K0095B4	4.040						JG7708-4040-5															
K0095B6	4.060						JG7708-4060-5															
K0096B2	4.020	1.125	3.750	6.000	9.000	9.025	354	-5cc	12.1:1	11.4:1	10.9:1	10.4:1	S594 .927 x 2.250	JG7708-4020-5	Strutted							
K0096B3	4.030						JG7708-4030-5															
K0096B35	4.035						JG7708-4030-5															
K0096B4	4.040						JG7708-4040-5															
K0096B6	4.060						JG7708-4060-5															
K0096B125	4.125						JG7708-4125-5															
K0096B135	4.135						JG7708-4135-5															
K0096B155	4.155						JG7708-4155-5															
K105B3	4.030						1.065		6.875	6.000	9.000	9.025		-5cc		12.4:1	11.8:1	11.2:1	10.7:1	S594 .927 x 2.250	JG7708-4030-5	Strutted
K105B4	4.040												JG7708-4040-5									
K105B6	4.060	JG7708-4060-5																				
K105B125	4.125	JG7708-4125-5																				
K105B155	4.155	JG7708-4155-5																				

WIPER 350 23° FLAT TOP • STRUTTED HIGH STRENGTH

- ArmorGlide® Skirt Coating
- Lateral Gas Ports
- Pin Upgrade Recommended over 700HP
- 2618 High Strength Alloy
- .250 Top Ring Land / Int. .320 / Exh. .250
- C/R at 0 deck with .040 gasket
- .150 wall pin & Spirolox®
- Anti-detonation & pressure seal grooves
- Premium 1.2mm, 1.2mm, 3.0mm GFX Rings Included

350 23° Flat Top • Strutted High Strength

Pistons designed for high performance street / drag race

Kit Part #	Bore	Comp. Ht.	Stroke	Rod	0 Deck at	Std. Deck Ht.	Avg. Wt.	Volume	Compression Ratio At:				Pin Part # (Included)	Ringset (Included)	Skirt Type
									58cc	62cc	66cc	70cc			
K0003X2	4.020	1.550	3.480	5.700	8.990	9.025	433	-5.7cc	11.1	10.6	10.1	9.7	S643 .927 x 2.250	4022GFX	Strutted
K0003X3	4.030						4032GFX								
K0003X4	4.040						4042GFX								
K0003X5	4.050						4052GFX								
K0003X6	4.060						4062GFX								
K0002X2	4.020	1.250	3.480	6.000	8.990	9.025	399	-5.7cc	11.1	10.6	10.1	9.7	S643 .927 x 2.250	4022GFX	Strutted
K0002X3	4.030						4032GFX								
K0002X4	4.040						4042GFX								
K0002X5	4.050						4052GFX								
K0002X6	4.060						4062GFX								
.200 Top Ring Land Thickness on 1.125 CH															
K0001X2	4.020	1.125	3.480	6.125	8.990	9.025	380	-5.7cc	11.100	10.600	10.100	9.600	S643 .927 x 2.250	4022GFX	Strutted
K0001X3	4.030						387							4032GFX	
K0001X4	4.040						390							4042GFX	
K0001X5	4.050						392							4052GFX	
K0001X6	4.060						394							4062GFX	



350 23° BLOWER / TURBO DISH

- Designed for forced induction
- Pin Upgrade Recommended over 700HP
- ArmorGlide® Skirt Coating
- .280 Top Ring Land / Int. .280 / Exh. .200
- 2618 High Strength Alloy
- Anti-detonation & pressure seal grooves
- .150 wall pin & Spirolox®
- C/R at 0 deck with .040 gasket
- 1/16, 1/16, 3/16 Rings Sold Separately



350 23° Blower / Turbo Dish

Pistons designed for high performance street / drag race

Kit Part #	Bore	Comp. Ht.	Stroke	Rod	0 Deck at	Std. Deck Ht.	Avg. Wt.	Volume	Compression Ratio At:				Pin Part # (Included)	Ringset (Sold Separately)	Skirt Type
									58cc	62cc	66cc	70cc			
K0066A3	4.030	1.250	3.480	6.000	9.000	9.025	452	-20cc	9.4	8.9	8.4	8.2	S643 .927 x 2.250	J100F8-4030-5	Strutted
K0066A35	4.035						454							J100F8-4030-5	
K0066A4	4.040						456							J100F8-4040-5	
K0066A6	4.060						460							J100F8-4060-5	
K0067A3	4.030	1.125	3.750	6.000	9.000	9.025	427	-29cc	9.2	8.7	8.2	8.0	S643 .927 x 2.250	J100F8-4030-5	Strutted
K0067A35	4.035						424							J100F8-4030-5	
K0067A4	4.040						419							J100F8-4040-5	
K0067A6	4.060													J100F8-4060-5	

.250 Top Ring Land Thickness on 1.062 Comp. height

K0068A3	4.030	1.062	3.875	6.000	9.000	9.025		-32cc	9.2	8.7	8.3	8.1	S643 .927 x 2.250	J100F8-4030-5	Strutted
K0068A35	4.035													J100F8-4030-5	
K0068A4	4.040													J100F8-4040-5	
K0068A6	4.060													J100F8-4060-5	

.260 Top Ring Land Thickness on 1.000 Comp. height

K0069A3	4.030	1.000	4.000	6.000	9.000	9.025		-36cc	9.2	8.7	8.3	8.1	S643 .927 x 2.250	J100F8-4030-5	Strutted
K0069A35	4.035													J100F8-4030-5	
K0069A4	4.040													J100F8-4040-5	
K0069A6	4.060													J100F8-4060-5	

360 SPRINT CAR • BRODIX® 11X ASCS HEAD

- ArmorGlide® Skirt Coating
- Lateral Gas Ports
- Contoured Dome & Valve Pockets
- 2618 High Strength Alloy
- Int. .320 / Exh. .220
- C/R at 0 deck with .040 gasket
- .155 wall pin & round wire locks
- Anti-detonation & pressure seal grooves
- Premium 1.2mm, 1.2mm, 3.0mm GFX Rings Included



360 Sprint Car • Brodix® 11X ASCS Head

Piston designed for 360 Sprint Car or Street/Strip use

Kit Part #	Bore	Comp. Ht.	Stroke	Rod	0 Deck at	Std. Deck Ht.	Avg. Wt.	Volume	Compression Ratio At:				Pin Part # (Included)	Ringset (Included)	Skirt Type
									58cc	62cc	66cc	70cc			
K0138X2	4.020	1.250	3.480	6.000	8.990	9.025		15cc	15.2	14.2	13.1	12.5	S795 .927 x 2.750	4022GFX	Slab Sided
K0138X3	4.030													4032GFX	
K0138X35	4.035													4037GFX	
K0138X4	4.040													4042GFX	
K0138X6	4.060		4062GFX												
K0139X2	4.020	1.225	3.550	6.000	9.000	9.025		15cc	15.5	14.5	13.3	12.7	S795 .927 x 2.750	4022GFX	Slab Sided
K0139X3	4.030													4032GFX	
K0139X35	4.035													4037GFX	
K0139X4	4.040													4042GFX	
K0139X6	4.060		4062GFX												



WISCO 350 23° HOLLOW DOME • STRUTTED HIGH STRENGTH

- ArmorGlide® Skirt Coating
- Lateral Gas Ports
- Pin Upgrade Recommended over 700HP
- 2618 High Strength Alloy
- .240 Top Ring Land / Int. .310 / Exh. .235
- C/R at 0 deck with .040 gasket
- .150 wall pin & Spirolox®
- Anti-detonation & pressure seal grooves
- .043 , .043 , 3.0mm Rings Sold Separately



350 23° Hollow Dome • Strutted High Strength • Lil Quick 16

Piston designed for four barrel, circle track or Street/Strip use

Kit Part #	Bore	Comp. Ht.	Stroke	Rod	0 Deck at	Std. Deck Ht.	Avg. Wt.	Volume	Compression Ratio At:				Pin Part # (Included)	Ringset (Sold Separately)	Skirt Type
									58cc	62cc	66cc	70cc			
K0127B3	4.030	1.550	3.480	5.700	8.990	9.025	525	13.5cc	15.2	14.2	13.3	12.5	S424 .927 x 2.500	JG7708-4030-5	Strutted
K0127B35	4.035						JG7708-4030-5								
K0127B4	4.040						JG7708-4040-5								
K0127B6	4.060						JG7708-4060-5								
K0128B3	4.030	1.250	3.480	6.000	9.000	9.025	473	13.5cc	15.2	14.2	13.3	12.5	S424 .927 x 2.500	JG7708-4030-5	Strutted
K0128B35	4.035						JG7708-4030-5								
K0128B4	4.040						JG7708-4040-5								
K0128B6	4.060						JG7708-4060-5								
K0129B3	4.030	1.125	3.480	6.125	8.990	9.025	450	13.5cc	15.200	14.200	13.300	12.500	S424 .927 x 2.500	JG7708-4030-5	Strutted
K0129B35	4.035						JG7708-4030-5								
K0129B4	4.040						3.750 6.000 9.000							JG7708-4040-5	
K0129B6	4.060						JG7708-4060-5								
K0130B3	4.030	1.062	3.875	6.000	9.000	9.025	441	13.5cc	16.7	15.6	14.6	13.8	S424 .927 x 2.500	JG7708-4030-5	Strutted
K0130B35	4.035						JG7708-4030-5								
K0130B4	4.040						JG7708-4040-5								
K0130B6	4.060						JG7708-4060-5								

WISCO 400 23° BLOWER / TURBO DISH

- Designed for forced induction
- Pin Upgrade Recommended over 700HP
- ArmorGlide® Skirt Coating
- Int. .280 / Exh. .200
- 2618 High Strength Alloy
- Anti-detonation & pressure seal grooves
- .150 wall pin & Spirolox®
- C/R at 0 deck with .040 gasket
- 1/16 , 1/16 , 3/16 Rings Sold Separately

400 23° Blower / Turbo Dish

Pistons designed for high performance street / drag race

Kit Part #	Bore	Comp. Ht.	Stroke	Rod	0 Deck at	Std. Deck Ht.	Avg. Wt.	Volume	Compression Ratio At:				Pin Part # (Included)	Ringset (Sold Separately)	Skirt Type
									58cc	64cc	70cc	74cc			
K0070A125	4.125	1.125	3.750	6.000	9.000	9.025	463	-32cc	9.4	8.9	8.5	8.2	S424 .927 x 2.500	J100F8-4125-5	Strutted
K0070A155	4.155						J100F8-4155-5								
K0070A165	4.165						J100F8-4165-5								
K0071A125	4.125	1.062	3.875	6.000	9.000	9.025	418	-36cc	9.4	8.9	8.5	8.2	S424 .927 x 2.500	J100F8-4125-5	Strutted
K0071A155	4.155						J100F8-4155-5								
K0071A165	4.165						J100F8-4165-5								
.220 Top Ring Land Thickness on 1.000 CH															
K0072A125	4.125	1.000	4.000	6.000	9.000	9.025	388	-38cc	9.5	9.0	8.6	8.3	S424 .927 x 2.500	J100F8-4125-5	Strutted
K0072A155	4.155						J100F8-4155-5								
K0072A165	4.165						J100F8-4165-5								



400 18° SOLID DOME • STRUTTED HIGH STRENGTH • LIL QUICK 16

- ArmorGlide® Skirt Coating
- Lateral Gas Ports
- Radiused Valve Pockets and CNC Race-ready Domes
- 2618 High Strength Alloy
- Int. .290 / Exh. .260
- C/R at 0 deck with .040 gasket
- .150 Tapered wall tool steel pin & Spirolox®
- Anti-detonation & pressure seal grooves
- .043 , .043 , 3.0mm Rings Sold Separately



400 18° Solid Dome • Strutted High Strength • Lil Quick 16

Pistons designed for high performance street / drag race

Kit Part #	Bore	Comp. Ht.	Stroke	Rod	0 Deck at	Std. Deck Ht.	Avg. Wt.	Volume	Compression Ratio At:				Pin Part # (Included)	Ringset (Sold Separately)	Skirt Type
									45cc	52cc	54cc	65cc			
K0031BS	4.125	1.120	3.750	6.000	8.995	9.025	476	3cc	15.5	13.9	13.5	11.7	S699 .927 x 2.500	JG7708-4125-5	Strutted
K0031B05	4.130						478							JG7708-4125-5	
K0031B1	4.135						476							JG7708-4135-5	
K0031B15	4.140						480							JG7708-4135-5	
K0031B2	4.145						482							JG7708-4145-5	
K0031B3	4.155						484							JG7708-4155-5	
K0031B4	4.165						486							JG7708-4165-5	
K0031B6	4.185	492	JG7708-4185-5												
K0030BS	4.125	1.065	3.875	6.000	9.000	9.025	457	3cc	16.2	14.6	14.1	12.3	S699 .927 x 2.500	JG7708-4125-5	Strutted
K0030B05	4.130						460							JG7708-4125-5	
K0030B1	4.135						462							JG7708-4135-5	
K0030B15	4.140						465							JG7708-4135-5	
K0030B2	4.145						467							JG7708-4145-5	
K0030B3	4.155						468							JG7708-4155-5	
K0030B4	4.165						470							JG7708-4165-5	
K0030B6	4.185	474	JG7708-4185-5												
K0029BS	4.125	1.000	4.000	6.000	9.000	9.025	443	3cc	16.7	15.0	14.6	12.6	S699 .927 x 2.500	JG7708-4125-5	Strutted
K0029B05	4.130						446							JG7708-4125-5	
K0029B1	4.135						448							JG7708-4135-5	
K0029B15	4.140						449							JG7708-4135-5	
K0029B2	4.145						446							JG7708-4145-5	
K0029B3	4.155						452							JG7708-4155-5	
K0029B4	4.165						453							JG7708-4165-5	
K0029B6	4.185	458	JG7708-4185-5												

400 23° HOLLOW DOME • STRUTTED HIGH STRENGTH • LIL QUICK 16

- ArmorGlide® Skirt Coating
- Lateral Gas Ports
- Radiused Valve Pockets and CNC Race-ready Dome
- 2618 High Strength Alloy
- Int. .325 / Exh. .250 (except K0033 .310 Int.)
- Pin Upgrade Recommended over 700HP
- .150 wall pin & Spirolox®
- Anti-detonation & pressure seal grooves
- C/R at 0 deck with .040 gasket
- .043 , .043 , 3.0mm Rings Sold Separately


400 23° Hollow Dome • Strutted High Strength • Lil Quick 16

Pistons designed for high performance street / drag race

Kit Part #	Bore	Comp. Ht.	Stroke	Rod	0 Deck at	Std. Deck Ht.	Avg. Wt.	Volume	Compression Ratio At:				Pin Part # (Included)	Ringset (Sold Separately)	Skirt Type
									58cc	62cc	67cc	76cc			
K0033BS	4.125	1.120	3.750	6.000	8.995	9.025	499	13.5cc	14.8	14.0	13.0	11.6	S424 .927 x 2.500	JG7708-4125-5	Strutted
K0033B05	4.130						500							JG7708-4125-5	
K0033B15	4.140						500							JG7708-4135-5	
K0033B2	4.145						499							JG7708-4135-5	
K0033B3	4.155						507							JG7708-4155-5	
K0033B4	4.165						508							JG7708-4165-5	
K0033B6	4.185						514							JG7708-4185-5	
K0034BS	4.125	1.060	3.875	6.000	8.998	9.025	477	12cc	15.1	14.2	13.3	11.9	S424 .927 x 2.500	JG7708-4125-5	Strutted
K0034B05	4.130						480							JG7708-4125-5	
K0034B15	4.140						483							JG7708-4135-5	
K0034B2	4.145						486							JG7708-4135-5	
K0034B3	4.155						485							JG7708-4155-5	
K0034B4	4.165						469							JG7708-4165-5	
K0034B6	4.185						475							JG7708-4185-5	
K0032BS	4.125	1.000	4.000	6.000	9.000	9.025	458	10cc	15.2	14.3	13.4	12.0	S424 .927 x 2.500	JG7708-4125-5	Strutted
K0032B05	4.130						460							JG7708-4125-5	
K0032B15	4.140						461							JG7708-4135-5	
K0032B2	4.145						462							JG7708-4135-5	
K0032B3	4.155						465							JG7708-4155-5	
K0032B4	4.165						469							JG7708-4165-5	
K0032B6	4.185						475							JG7708-4185-5	



CHEVROLET BIG BLOCK



W CHEVROLET BIG BLOCK • OPEN CHAMBER • 24° CONVENTIONAL HEAD

- Designed for forced induction
- 1/16, 1/16, 3/16 Rings Sold Separately
- ArmorGlide® Skirt Coating
- .320 Top Ring Land / Int. .320
- 2618 High Strength Alloy
- Anti-detonation & pressure seal grooves
- .180 Pin & Double Spirolox®
- C/R at 0 deck with .040 gasket

BBC • Turbo / Marine / Supercharger • Reverse Dome

Pistons designed for high performance Street / Drag / Marine

Kit Part #	Bore	Comp. Ht.	Stroke	Rod	0 Deck at	Std. Deck Ht.	Avg. Wt.	Volume	Compression Ratio At:				Pin Part # (Included)	Ringset (Sold Separately)	Skirt Type
									107cc	114cc	119cc	123cc			
K0131A6	4.310	1.520	4.250	6.135	9.780	9.800	635	-9cc	9.0	8.6	8.4	8.2	S462 .990 x 2.930	J820F8-4310-5	Strutted
K0131A7	4.320						640							J100F8-4320-5	
K0132AS	4.500	1.520	4.250	6.135	9.780	9.800	652	-19cc	9.2	8.8	8.5	8.3	S462 .990 x 2.930	J820F8-4500-5	Strutted
K0132A3	4.530						663							J820F8-4530-5	
K0132A6	4.560						674							J820H8-4560-5	
K0132A100	4.600						690							J820S8-4600-5	
K0133AS	4.500	1.395	4.500	6.535	10.180	10.200		-28cc	9.2	8.8	8.5	8.3	S462 .990 x 2.930	J820F8-4500-5	Strutted
K0133A3	4.530													J820F8-4530-5	
K0133A6	4.560													J820H8-4560-5	
K0133A100	4.600													J820S8-4600-5	
K0134A3	4.280	1.270	4.250	6.385	9.780	9.800	577	-7cc	9.2	8.8	8.5	8.3	S462 .990 x 2.930	J820F8-4280-5	Strutted
K0134A6	4.310						592							J820F8-4310-5	
K0134A7	4.320						596							J100F8-4320-5	
K0135AS	4.500	1.270	4.250	6.385	9.780	9.800	586	-19cc	9.2	8.8	8.5	8.3	S462 .990 x 2.930	J820F8-4500-5	Strutted
K0135A3	4.530						598							J820F8-4530-5	
K0135A6	4.560		4.250	6.800	10.195	10.200	616							J820H8-4560-5	
K0135A100	4.600		6.800	10.195	10.200	630	J820S8-4600-5								

PROFESSIONAL SERIES



W CHEVROLET BIG BLOCK • OPEN CHAMBER • 24° CONVENTIONAL HEAD

- Designed to use with Nitrous/Full round forging
- Vertical Gas Ports
- 2618 High Strength Alloy
- Anti-detonation & pressure seal grooves
- .180 Toolsteel pin & Double Spirolox®
- C/R at 0 deck with .040 gasket
- .043 , 1/16 , 3/16 Rings Sold Separately
- CNC Race-ready Domes

BBC • Hollow Dome • Light Weight Drag

Pistons designed for high performance Street & Drag Race

Kit Part #	Bore	Comp. Ht.	Stroke	Rod	0 Deck at	Std. Deck Ht.	Avg. Wt.	Volume	Compression Ratio At:				Pin Part # (Included)	Ringset (Sold Separately)	Skirt Type
									110cc	114cc	119cc	123cc			
<i>48.4cc Dome will not fit Dart Pro 1 *</i>															
K238A6	4.310		4.25 4.250	6.385 6.800	9.78 10.195	9.8 10.200	550	48.4cc* Hollow	14.8	14.1	13.3	12.7	S460 .990 x 2.930	J100F8-4310-5	Full Round
K241A6	4.310	1.120	4.25 4.375	6.535 6.480	9.78 9.787	9.8 10.200	517	48.4cc* Hollow	14.8 15.8	14.1 15	13.3 14.2	12.7 13.6	S460 .990 x 2.930	J100F8-4310-5	Full Round
K241A100	4.350		4.5 4.750	6.8 6.700	10.17 10.195	10.2 10.200	525		15.8 16.700	15 15.8	14.2 15.0	13.6 14.3		J100F8-4350-5	
K243AS	4.500	1.120	4.25 4.375	6.535 6.480	9.78 9.787	9.8 10.200	571	48.4cc* Hollow	15 15.700	14.2 15.0	13.5 14.2	13 13.7	S460 .990 x 2.930	J100F8-4500-5	Full Round
K243A3	4.530		581	16.6 17.200	15.8 16.40	15.0 15.5	14.4 14.9		J100F8-4530-5						
K243A6	4.560		589	16.5 17.4	15.8 16.6	15.0 15.7	14.4 15.1		J100H8-4560-5						
K243A100	4.600		595	16.5 17.4	15.8 16.6	15.0 15.7	14.4 15.1		J100L8-4600-5						
K243A125	4.625		42		16.5 17.4	15.8 16.6	15.0 15.7		14.4 15.1	J10008-4625-5					
					16.5 17.4	15.8 16.6	15.0 15.7		14.4 15.1	J10008-4625-5					



WISeco CHEVROLET BIG BLOCK • OPEN CHAMBER • 24° CONVENTIONAL HEAD

- Designed to use with Nitrous/Full round forging
- Vertical Gas Ports
- 2618 High Strength Alloy
- Anti-detonation & pressure seal grooves
- .180 Toolsteel pin & Double Spirolox®
- C/R at 0 deck with .040 gasket
- .043, 1/16, 3/16 Rings Sold Separately
- CNC Race-ready Domes

BBC • Hollow Dome • Nitrous

Pistons designed for high performance Street & Drag Race

Kit Part #	Bore	Comp. Ht.	Stroke	Rod	0 Deck at	Std. Deck Ht.	Avg. Wt.	Volume	Compression Ratio At:				Pin Part # (Included)	Ringset (Sold Separately)	Skirt Type
									110cc	114cc	119cc	123cc			
K426BS	4.500	1.270	4.250	6.385	9.780	9.800	635	38cc Hollow	14.5	13.9	13.2	12.7	S726 .990 x 2.930	JG86F8-4500-5	Full Round
K426B6	4.560						649							JG86F8-4560-5	
K426B100	4.600						670							JG86F8-4600-5	
K426B110	4.610						675							JG86H8-4610-5	
K426B125	4.625						684							JG86S8-4625-5	
K427B100	4.600	1.120	4.250	6.535	9.780	9.800	623	38cc Hollow	14.500	13.900	13.200	12.700	S726 .990 x 2.930	JG86F8-4600-5	Full Round
K427B110	4.600		4.375	6.480	9.787	9.800	628		14.900	14.300	13.500	13.000		JG86H8-4610-5	
K427B125	4.625		4.500	6.800	10.170	10.200	633		15.300	14.600	14.000	13.400		JG86S8-4625-5	
			4.750	6.700	10.195	10.200			16.000	15.400	14.600	14.100			



W CHEVROLET • 454 DOME

- ArmorGlide® Skirt Coating
- Vertical Gas Ports (Excludes *K0243 Series)

- 2618 High Strength Alloy
- .310 Top Ring Land / Int. .320 / Exh. +.120
- .150 wall pin & Double Spirolox®

- Anti-detonation & pressure seal grooves
- 1/16, 1/16, 3/16 Rings Sold Separately
- C/R at 0 deck with .040 gasket

BBC • Dome • 396 / 427 / 454 / 502 Series

Pistons designed for high performance Street / Drag

Kit Part #	Bore	Comp. Ht.	Stroke	Rod	0 Deck at	Std. Deck Ht.	Avg. Wt.	Volume	Compression Ratio At:				Pin Part # (Included)	Ringset (Sold Separately)	Skirt Type
									96cc	102cc	118cc	121cc			
<i>* Dome is a closed chamber dome design</i>															
K0238AS	4.125	1.760	3.766	6.135	9.780	9.800	665	15cc*	10.0	9.3	8.2	8.0	S460 .990 x 2.930	J100F8-4125-5	Slab Sided
K0238A3	4.155						678							J100F8-4155-5	
K0239A3	4.280	1.760	3.766	6.135	9.780	9.800	685	34cc	12.6	12.0	10.0	9.9	S460 .990 x 2.930	J100F8-4280-5	Slab Sided
K0239A6	4.310						694							J100F8-4310-5	
K0239A7	4.320						698							J100F8-4320-5	
K0239A100	4.350													J100F8-4350-5	
K0240A3	4.280	1.645	4.000	6.135	9.780	9.800	717	32cc*	13.2	12.4	10.5	10.3	S460 .990 x 2.930	J100F8-4280-5	Slab Sided
K0240A6	4.310													J100F8-4310-5	
K0240A7	4.320													J100F8-4320-5	
K0240A100	4.350													J100F8-4350-5	
K0241A3	4.280	1.395	4.000	6.385	9.780	9.800	666	32cc*	13.2	12.4	10.5	10.3	S460 .990 x 2.930	J100F8-4280-5	Slab Sided
K0241A6	4.310						677							J100F8-4310-5	
K0241A7	4.320						681							J100F8-4320-5	
K0241A100	4.350													J100F8-4350-5	
K0242A3	4.280	1.395	4.000	6.385	9.780	9.800	688	45cc	15.7	14.0	12.0	11.7	S460 .990 x 2.930	J100F8-4280-5	Slab Sided
K0242A6	4.310						694							J100F8-4310-5	
K0242A7	4.320													J100F8-4320-5	
K0242A100	4.350													J100F8-4350-5	
K0406AS	4.250	1.270	4.250	6.385	9.780	9.800		33cc			11.0		S460 .990 x 2.930	J100F8-4250-5	Slab Sided
K0406A3	4.280						626							J100F8-4280-5	
K0406A6	4.310						626							J100F8-4310-5	
K0406A7	4.320						630							J100F8-4320-5	
K0406A100	4.350													J100F8-4350-5	



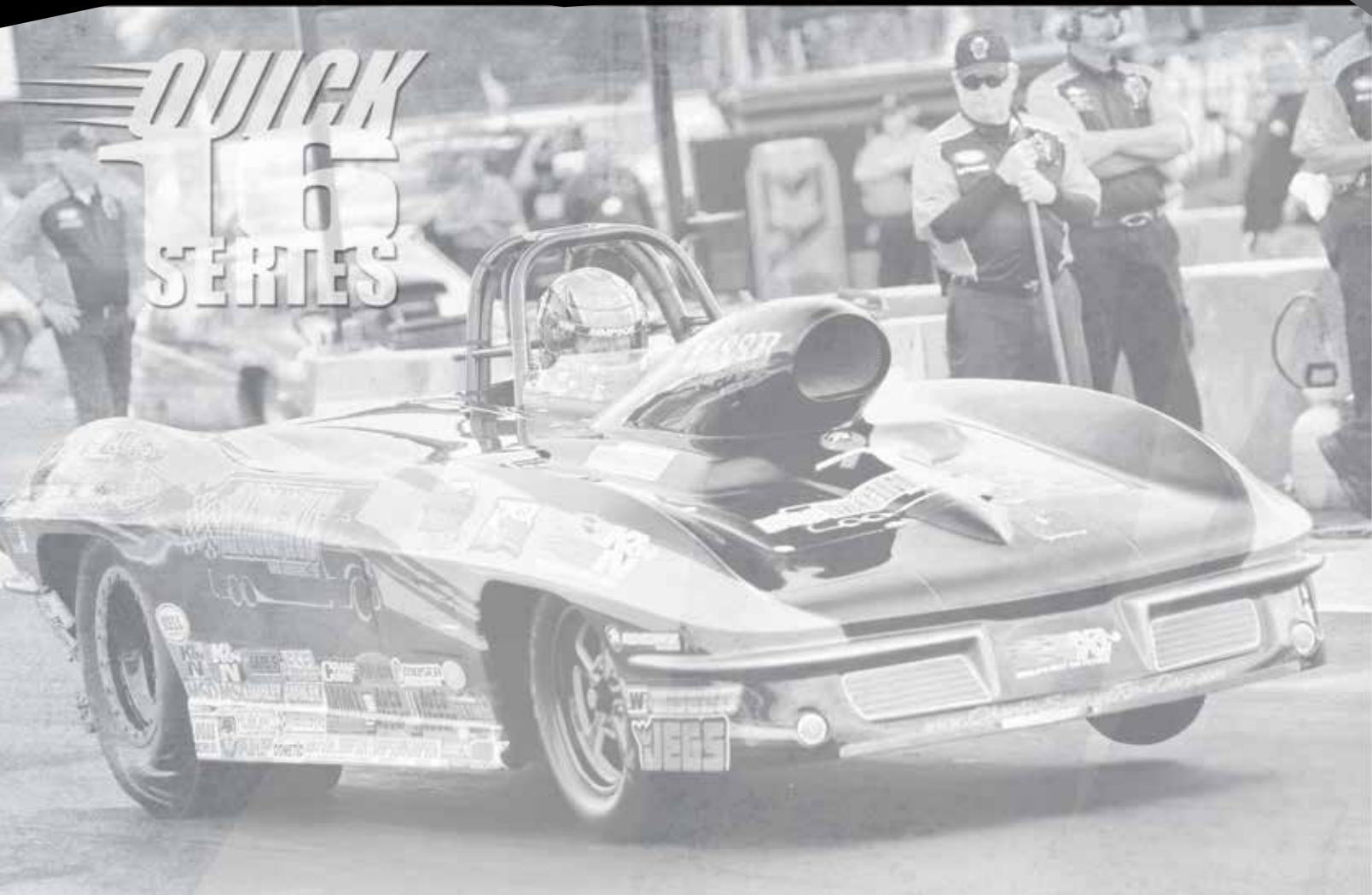
W CHEVROLET • 454 DOME

- ArmorGlide® Skirt Coating
- Vertical Gas Ports (Excludes *K0243 Series)
- 2618 High Strength Alloy
- .310 Top Ring Land / Int. .320 / Exh. +.120
- .150 wall pin & Double Spirolox®
- Anti-detonation & pressure seal grooves
- 1/16, 1/16, 3/16 Rings Sold Separately
- C/R at 0 deck with .040 gasket

BBC • Dome • 396/ 427/ 454/ 502 Series

Pistons designed for high performance Street / Drag

Kit Part #	Bore	Comp. Ht.	Stroke	Rod	0 Deck at	Std. Deck Ht.	Avg. Wt.	Volume	Compression Ratio At:				Pin Part # (Included)	Ringset (Sold Separately)	Skirt Type
									96cc	102cc	118cc	121cc			
<i>* Dome is a closed chamber dome design</i>															
K0243A3	4.280	1.270	4.250 4.250	6.385 6.800	9.780 10.195	9.800 10.200	626	25cc	12.9	12.1	10.5	10.2	S462 .990 x 2.930	J100F8-4280-5	
*K0243A6	4.310						626							J100F8-4310-5	
*K0243A7	4.320						630							J100F8-4320-5	
*K0243A100	4.350													J100F8-4350-5	
K0244A3	4.280	1.270	4.250 4.250	6.385 6.800	9.780 10.195	9.800 10.200	650	45cc*	16.5	15.2	12.7	12.2	S460 .990 x 2.930	J100F8-4280-5	Slab Sided
K0244A6	4.310						662							J100F8-4310-5	
K0244A7	4.320						665							J100F8-4320-5	
K0244A100	4.350						682							J100F8-4350-5	
K0245AS	4.500	1.270	4.250 4.250	6.385 6.800	9.780 10.195	9.800 10.200	661	15cc*	12.6	11.9	10.5	10.2	S460 .990 x 2.930	J100F8-4500-5	Slab Sided
K0245A3	4.530						668							J100F8-4530-5	
K0245A6	4.560						680							J100F8-4560-5	
K0245A100	4.600													J100F8-4600-5	
K0407AS	4.500	1.120	4.250 4.750	6.385 6.700	9.780 10.195	9.800 10.200						11.0	S726 .990 x 2.930	JG86H8-4500-5	Slab Sided
K0407A3	4.530													JG86H8-4530-5	
K0407A6	4.560													JG86H8-4560-5	
K0407A100	4.600													JG86H8-4600-5	
K0407A105	4.605													JG86H8-4600-5	
K0407A110	4.610													JG86H8-4610-5	
K0407A125	4.625													JG86H8-4625-5	
K0408AS	4.500	1.120	4.250 4.750	6.385 6.700	9.780 10.195	9.800 10.200		8				11.0	S726 .990 x 2.930	JG86H8-4500-5	Full Round
K0408A3	4.530													JG86H8-4530-5	
K0408A6	4.560													JG86H8-4560-5	
K0409A100	4.600													JG86H8-4600-5	
K0409A105	4.605													JG86H8-4600-5	
K0409A110	4.610													JG86H8-4610-5	
K0409A125	4.625													JG86H8-4625-5	
								2							



QUICK 16 SERIES

Wiseco Quick 16 Pistons are designed to fit conventional heads from today's leading manufacturers.

Wiseco Quick 16 pistons are designed to allow for additional fly cutting as necessary. Domes that can be cut to a lower rise to tune volume for different combustion chamber volumes. Every 2.76 grams off dome/valve pockets = 1cc volume.

- New skirt coatings use Wiseco's proprietary ArmorGlide material (Superior to graphite or Teflon based formulas). Benefits include - longer engine life, increased horsepower, noise reduction, and much tighter dimensional tolerances than typical spray-on coatings. Controlled curing processes guarantee the best possible results.
- Designed from input from today's leading edge engine builders and Pro Stock technology to fill the demands of today's big-valve, big-cubic-inch Sportsman Series engines.
- Configured to maintain proper flame travel and desired compression ratios needed for today's extreme horsepower engines and exotic fuels.
- Generous valve pockets for all popular heads and high-lift cams.
- With the ability to produce dedicated forgings in house, Wiseco is able to design pistons with the lightweight and extreme durability that is expected in a modern-day race engine. Fortified pin bosses, maximized ring lands, dedicated skirt shape designs to minimize piston rock, and reinforced deck and pockets, all add up to handle the shock loads of modern-day power adders.
- Vertical Gas Ports located away from valve pockets.
- Oil reservoir below drain backs allow the lower rail to act more efficiently for optimal oil control.
- Ring packages incorporated to handle the highest cylinder pressures and temperatures.
- In stock availability of kits and singles keeps you racing all season.



• CHEVROLET BIG BLOCK • QUICK 16 SERIES
• 24° CONVENTIONAL HEAD



- ArmorGlide® Skirt Coating
- Vertical Gas Ports
- 2618 High Strength Alloy
- Anti-detonation & pressure seal grooves
- .180 Toolsteel wall pin & Double Spirolox®
- C/R at 0 deck with .040 gasket
- .043 , 1/16 , 3/16 Rings Sold Separately

1st Gen • Semi-Hollow Dome • Gas Ported • ArmorGlide® Skirt Coating • .043 / 1/16 / 3/16

Pistons designed for high performance Street / Drag

Kit Part #	Bore	Comp. Ht.	Stroke	Rod	0 Deck at	Std. Deck Ht.	Avg. Wt.	Volume	Compression Ratio At:				Pin Part # (Included)	Ringset (Sold Separately)	Skirt Type									
									107cc	114cc	119cc	123cc												
K481BS	4.500	1.270	4.250	6.385	9.780	9.800	650	45cc Semi-Hollow	15.9	14.7	14.0	13.4	S726 .990 x 2.930	JG86H8-4500-5	Strutted									
K481B3	4.530						655									JG86H8-4530-5								
K481B6	4.560						652										JG86H8-4560-5							
K481B100	4.600						678											JG86L8-4600-5						
K481B105	4.605						678												JG86L8-4600-5					
K481B110	4.610						682													JG86H8-4610-5				
K481B115	4.615																				JG86H8-4610-5			
K481B125	4.625						685															JG86S8-4625-5		
K479BS	4.500	1.215	4.375	6.385	9.787	9.800	660	40cc Semi-Hollow	15.900	14.700	14.000	13.400	S726 .990 x 2.930	JG86H8-4500-5	Strutted									
K479B3	4.530						667									JG86H8-4530-5								
K479B6	4.560						628										JG86H8-4560-5							
K479B100	4.600						646											JG86L8-4600-5						
K479B105	4.605						650												JG86L8-4600-5					
K479B110	4.610						649													JG86H8-4610-5				
K479B115	4.615																				JG86H8-4610-5			
K479B125	4.625						654															JG86S8-4625-5		
K478BS	4.500	1.120	4.250	6.535	9.780	9.800	600	42cc Semi-Hollow	15.8	14.6	13.9	13.3	S726 .990 x 2.930	JG86H8-4500-5	Strutted									
K478B3	4.530						4.375									6.480	9.787	9.800	605	16.3	15.0	14.2	13.7	JG86H8-4530-5
K478B6	4.560																	615	JG86H8-4560-5					
K478B100	4.600						4.500									6.800	10.170	10.200		636	16.7	15.4	14.6	
K478B105	4.605		632	JG86L8-4600-5																				
K478B110	4.610		642		JG86H8-4610-5																			
K478B115	4.615					JG86H8-4610-5																		
K478B125	4.625			645	JG86H8-4625-5																			

PROFESSIONAL SERIES



W CHEVROLET BIG BLOCK • QUICK 16 SERIES • 24° CONVENTIONAL HEAD

- ArmorGlide® Skirt Coating
- Vertical Gas Ports

- 2618 High Strength Alloy
- Anti-detonation & pressure seal grooves
- .180 Toolsteel wall pin & Double Spirolox®

- C/R at 0 deck with .040 gasket
- .043 , .043 , 3.0mm
- Rings Sold Separately

1st Gen • Semi-Hollow Dome • Gas Ported • ArmorGlide® Skirt Coating • .043 / .043 / 3mm

Pistons designed for high performance Street / Drag

Kit Part #	Bore	Comp. Ht.	Stroke	Rod	0 Deck at	Std. Deck Ht.	Avg. Wt.	Volume	Compression Ratio At:				Pin Part # (Included)	Ringset (Sold Separately)	Skirt Type	
									107cc	114cc	119cc	123cc				
K0009BS	4.500	1.155	4.500	6.385	9.790	9.800	655	45cc Semi-Hollow	17.5	16.0	15.5	14.9	S726 .990 x 2.930	JG7708-4500-5	Strutted	
K0009B3	4.530						667									JG7708-4530-5
K0009B6	4.560						636									JG7708-4560-5
K0009B100	4.600						644									JG7708-4600-5
K0009B105	4.605						648									JG7708-4600-5
K0009B110	4.610						654									JG7708-4610-5
K0009B115	4.615															JG7708-4610-5
K0009B125	4.625						672									JG7708-4625-5
K477BS	4.500	1.060	4.375	6.535	9.782	9.800	598	40cc Semi-Hollow	15.9	14.7	14.0	13.4	S726 .990 x 2.930	JG7708-4500-5	Strutted	
K477B3	4.530						602									JG7708-4530-5
K477B6	4.560						607									JG7708-4560-5
K477B100	4.600						630									JG7708-4600-5
K477B105	4.605						622									JG7708-4600-5
K477B110	4.610						636									JG7708-4610-5
K477B115	4.615															JG7708-4610-5
K477B125	4.625						642									JG7708-4625-5

Severe Duty Version of K478 (Power Adder!)

K0006BS	4.500	1.120	4.250	6.535	9.780	9.800	618	42cc Semi-Hollow	15.800	14.600	13.900	13.300	S726 .990 x 2.930	JG7708-4500-5	Strutted					
K0006B3	4.530						625									JG7708-4530-5				
K0006B6	4.560						631									JG7708-4560-5				
K0006B100	4.600						655									JG7708-4600-5				
K0006B105	4.605		664	JG7708-4600-5																
K0006B110	4.610		4.500	6.800	10.170	10.200	655									16.700	15.400	14.600	14.000	JG7708-4610-5
K0006B115	4.615		4.750	6.700	10.195	10.200										17.600	16.200	15.400	14.600	JG7708-4610-5
K0006B125	4.625		661	JG7708-4625-5																





W CHEVROLET BIG BLOCK • QUICK 16 SERIES • 24° CONVENTIONAL HEAD SERIES

- ArmorGlide® Skirt Coating
- 2618 High Strength Alloy
- .180 Toolsteel wall pin & Double Spirolox®
- .043 , .043 , 3.0mm Rings Sold Separately
- Vertical Gas Ports
- Anti-detonation & pressure seal grooves
- C/R at 0 deck with .040 gasket

2nd Gen • Hollow Dome (Lightweight) • Gas Ported • ArmorGlide® Skirt Coating																						
<i>Pistons designed for high performance Street / Drag</i>																						
Kit Part #	Bore	Comp. Ht.	Stroke	Rod	0 Deck at	Std. Deck Ht.	Avg. Wt.	Volume	Compression Ratio At:				Pin Part # (Included)	Ringset (Sold Separately)	Skirt Type							
									107cc	114cc	119cc	123cc										
K0025BS	4.500	1.270	4.250	6.385	9.780	9.800	675	48.7cc Hollow	-	15.6	14.7	14.1	S726 .990 x 2.930	JG7708-4500-5	Strutted							
K0025B3	4.530						690							JG7708-4530-5								
K0025B6	4.560						675							JG7708-4560-5								
K0025B100	4.600						662							JG7708-4600-5								
K0025B105	4.605						672							JG7708-4600-5								
K0025B110	4.610						673							JG7708-4610-5								
K0025B115	4.615													JG7708-4610-5								
K0025B125	4.625						675							JG7708-4625-5								
K0024BS	4.500	1.215	4.375	6.385	9.787	9.800	688	48.7cc Hollow	-	15.8	15.0	14.4	S726 .990 x 2.930	JG7708-4500-5	Strutted							
K0024B3	4.530						685							JG7708-4530-5								
K0024B6	4.560						662							JG7708-4560-5								
K0024B100	4.600						648							JG7708-4600-5								
K0024B105	4.605						646							JG7708-4600-5								
K0024B110	4.610						658							JG7708-4610-5								
K0024B115	4.615													JG7708-4610-5								
K0024B125	4.625						662							JG7708-4625-5								
K0023BS	4.500	1.120	4.250	6.535	9.780	9.800		48.7cc Hollow	-	15.100	14.300	13.700	S726 .990 x 2.930	JG7708-4500-5	Strutted							
K0023B3	4.530						4.375							6.480		9.787	9.800	15.900	15.000	14.400	JG7708-4530-5	
K0023B6	4.560																				JG7708-4560-5	
K0023B100	4.600	1.120	4.500	6.800	10.170	10.200	625	48.7cc Hollow	-	15.400	14.600	14.100	S726 .990 x 2.930	JG7708-4600-5	Strutted							
K0023B105	4.605						617							JG7708-4600-5								
K0023B110	4.610						4.750							6.700		10.195	10.200	627	17.600	16.600	15.900	JG7708-4610-5
K0023B115	4.615																				JG7708-4610-5	
K0023B125	4.625						636							JG7708-4625-5								
K0022BS	4.500	1.060	4.375	6.535	9.782	9.800		48.7cc Hollow	-	15.9	15.0	14.4	S726 .990 x 2.930	JG7708-4500-5	Strutted							
K0022B3	4.530													JG7708-4530-5								
K0022B6	4.560													JG7708-4560-5								
K0022B100	4.600						607							JG7708-4600-5								
K0022B105	4.605						612							JG7708-4600-5								
K0022B110	4.610						613							JG7708-4610-5								
K0022B115	4.615													JG7708-4610-5								
K0022B125	4.625						632							JG7708-4625-5								

PROFESSIONAL SERIES



CHEVROLET BIG BLOCK QUICK 8 SERIES



WISeco CHEVROLET BIG BLOCK • QUICK 8 SERIES

- ArmorGlide® Skirt Coating
- 2618 High Strength Alloy
- .180 Toolsteel wall pin & Double Spirolox®
- .043 , .043 , 3.0mm Rings Sold Separately
- Vertical Gas Ports
- Int. .220 / Exh. .135
- Anti-detonation & pressure seal grooves
- C/R at 0 deck with .040 gasket

12° - 14° Solid Dome • Nitrous • Gas Ported • ArmorGlide® Skirt Coating

Pistons designed for high performance Street / Drag

Kit Part #	Bore	Comp. Ht.	Stroke	Rod	0 Deck at	Std. Deck Ht.	Ring Land	Volume	Compression Ratio At:				Pin Part # (Included)	Ringset (Sold Separately)	Skirt Type
									61cc	63cc	67cc	80cc			
K490B100	4.600	1.215	4.375	6.385	9.788	9.800	Top .335 2nd .212	6cc Solid Dome -6cc Cut to FT	18.3 Dome	17.8 Dome	17.0 Dome	14.6 Dome	S726 .990 x 2.930	JG7708-4600-5 JG7708-4600-5 JG7708-4610-5 JG7708-4610-5 JG7708-4625-5	Strutted
K490B105	4.605								15.7 FT	15.4 FT	14.7 FT	13 FT			
K490B110	4.610								15.7 FT	15.4 FT	14.7 FT	13 FT			
K490B115	4.615								15.7 FT	15.4 FT	14.7 FT	13 FT			
K490B125	4.625								15.7 FT	15.4 FT	14.7 FT	13 FT			
K491B100	4.600	1.155	4.500	6.385	9.790	9.800	Top .305 2nd .182	4cc Solid Dome -6cc Cut to FT	18.3 Dome	17.8 Dome	17.0 Dome	14.6 Dome	S726 .990 x 2.930	JG7708-4600-5 JG7708-4600-5 JG7708-4610-5 JG7708-4610-5 JG7708-4625-5	Strutted
K491B105	4.605								16.2 FT	15.8 FT	15.1 FT	13.3 FT			
K491B110	4.610								16.2 FT	15.8 FT	15.1 FT	13.3 FT			
K491B115	4.615								16.2 FT	15.8 FT	15.1 FT	13.3 FT			
K491B125	4.625								16.2 FT	15.8 FT	15.1 FT	13.3 FT			
K493B100	4.600	1.120	4.250	6.535	9.780	9.800	Top .285 2nd .167	4cc Solid Dome -6cc Cut to FT	17.3 Dome	16.9 Dome	16 Dome	13.9 Dome	S726 .990 x 2.930	JG7708-4600-5	Strutted
K493B105	4.605								15.3 FT	15 FT	14.3 FT	12.6 FT			
K493B110	4.610	1.120	4.500	6.800	10.170	10.200	Top .285 2nd .167	4cc Solid Dome -6cc Cut to FT	17.8 Dome	17.4 Dome	16.5 Dome	14.3 Dome	S726 .990 x 2.930	JG7708-4600-5	Strutted
K493B115	4.615								15.7 FT	15.4 FT	14.7 FT	13 FT			
K493B125	4.625								15.7 FT	15.4 FT	14.7 FT	13 FT			
K492B125	4.620	1.120	4.750	6.700	10.195	10.200	Top .285 2nd .167	-6cc Cut to FT	19.3 Dome	18.8 Dome	17.8 Dome	15.4 Dome	S726 .990 x 2.930	JG7708-4625-5	Strutted
K492B100	4.600								17 FT	16.6 FT	15.9 FT	14 FT			
K492B105	4.605	1.065	4.375	6.535	9.787	9.800	Top .257 2nd .140	6cc Solid Dome -6cc Cut to FT	18.3 Dome	17.8 Dome	17.0 Dome	14.6 Dome	S726 .990 x 2.930	JG7708-4600-5 JG7708-4600-5 JG7708-4610-5 JG7708-4610-5 JG7708-4625-5	Strutted
K492B110	4.610								15.7 FT	15.4 FT	14.7 FT	13 FT			
K492B115	4.615								15.7 FT	15.4 FT	14.7 FT	13 FT			
K492B125	4.625								15.7 FT	15.4 FT	14.7 FT	13 FT			



W CHEVROLET BIG BLOCK • QUICK 8 SERIES

- ArmorGlide® Skirt Coating
- 2618 High Strength Alloy
- .180 Toolsteel wall pin & Double Spirolox®
- .043 , .043 , 3.0mm Rings Sold Separatel
- Vertical Gas Ports
- Int. .290
- Anti-detonation & pressure seal grooves
- C/R at 0 deck with .040 gasket

18° Solid Dome • Nat. Aspirated or Nitrous • Gas Ported

Pistons designed for high performance Street / Drag															
Kit Part #	Bore	Comp. Ht.	Stroke	Rod	0 Deck at	Std. Deck Ht.	Ring Land	Volume	Compression Ratio At:				Pin Part # (Included)	Ringset (Sold Separately)	Skirt Type
									74cc	85cc	89cc	91cc			
K498B6	4.560	1.215	4.375	6.385	9.788	9.800	Top .335 2nd .212	15.6cc Solid Dome -4cc Cut to FT	18 Dome 14.3 FT	15.7 Dome 12.9 FT	15 Dome 12.5 FT	14.7 Dome 12.2 FT	S726 .990 x 2.930	JG7708-4560-5	Strutted
K498B100	4.600													JG7708-4600-5	
K498B105	4.605													JG7708-4600-5	
K498B110	4.610													JG7708-4610-5	
K498B115	4.615													JG7708-4610-5	
K498B125	4.625	JG7708-4625-5													
K497B100	4.600	1.155	4.500	6.385	9.790	9.800	Top .305 2nd .182	15.6cc Solid Dome -4cc Cut to FT	18.Dome 14.6 FT	15.8 Dome 13 FT	15.1 Dome 12.6 FT	14.8 Dome 12.4 FT	S726 .990 x 2.930	JG7708-4600-5	Strutted
K497B105	4.605													JG7708-4600-5	
K497B110	4.610													JG7708-4610-5	
K497B115	4.615													JG7708-4610-5	
K497B125	4.625													JG7708-4625-5	
K496B100	4.600	1.120	4.250	6.535	9.780	9.800	Top .285 2nd .167	15.6cc Solid Dome -4cc Cut to FT	17 Dome 13.6 FT	14.9 Dome 12.2 FT	14.3 Dome 11.8 FT	14 Dome 11.6 FT	S726 .990 x 2.930	JG7708-4600-5	Strutted
K496B105	4.605													JG7708-4600-5	
K496B110	4.610	1.120	4.500	6.800	10.170	10.200	Top .285 2nd .167	15.6cc Solid Dome	16 Dome 14.6 FT	15.8 Dome 13 FT	15.1 Dome 12.6 FT	14.8 Dome 12.4 FT	S726 .990 x 2.930	JG7708-4610-5	Strutted
K496B115	4.615													JG7708-4610-5	
K496B125	4.625	1.120	4.750	6.700	10.195	10.200	Top .285 2nd .167	-4cc Cut to FT	19 Dome 15 FT	16.6 Dome 13.6 FT	15.9 Dome 13.1 FT	15.5 Dome 12.9 FT	S726 .990 x 2.930	JG7708-4625-5	
K495B100	4.600	1.065	4.375	6.535	9.787	9.800	Top .270 2nd .140	15.6cc Solid Dome -4cc Cut to FT	18 Dome 14.3 FT	15.7 Dome 12.9 FT	15 Dome 12.5 FT	14.7 Dome 12.2 FT	S726 .990 x 2.930	JG7708-4600-5	Strutted
K0160B105	4.605													JG7708-4600-5	
K495B110	4.610													JG7708-4610-5	
K495B115	4.615													JG7708-4610-5	
K495B125	4.625													JG7708-4625-5	

W CHEVROLET BIG BLOCK • QUICK 8 SERIES

- ArmorGlide® Skirt Coating
- 2618 High Strength Alloy
- .180 Toolsteel wall pin & Double Spirolox®
- .043 , .043 , 3.0mm Rings Sold Separatel
- Vertical Gas Ports
- .330 Top Ring Land / Int. .380 / Exh. +.010
- Anti-detonation & pressure seal grooves
- C/R at 0 deck with .040 gasket

BBC • Hollow Dome • Brodix® SR20 • Strutted High Strength

Pistons designed for high performance Street / Drag																						
Kit Part #	Bore	Comp. Ht.	Stroke	Rod	0 Deck at	Std. Deck Ht.	Avg. Wt.	Volume	Compression Ratio At:			Pin Part # (Included)	Ringset (Sold Separately)	Skirt Type								
									92cc	95cc	98cc											
K0159B Series has .300 Top Land																						
K0157B100	4.600	1.270	4.250	6.385	9.780	9.800	667	28cc	15.4	14.9	14.4	S726 .990 x 2.930	JG7708-4600-5	Strutted								
K0157B105	4.605												JG7708-4600-5									
K0157B110	4.610												JG7708-4610-5									
K0157B115	4.615												JG7708-4610-5									
K0157B125	4.625												JG7708-4625-5									
K0158B100	4.600	1.155	4.500	6.385	9.790	9.800	644	28cc	16.7	16.2	15.7	S726 .990 x 2.930	JG7708-4600-5	Strutted								
K0158B105	4.605												JG7708-4600-5									
K0158B110	4.610												JG7708-4610-5									
K0158B115	4.615												JG7708-4610-5									
K0158B125	4.625												JG7708-4625-5									
K0159B100	4.600	1.120	4.250	6.535	9.780	9.800	614	23cc	14.600	14.100	13.700	S726 .990 x 2.930	JG7708-4600-5	Strutted								
K0159B105	4.605												4.375		6.480	9.787	9.800	615	15.300	14.800	14.300	JG7708-4600-5
K0159B110	4.610												4.500		6.800	10.170	10.200	617	14.900	14.500	14.000	JG7708-4610-5
K0159B115	4.615																	JG7708-4610-5				
K0159B125	4.625																	JG7708-4625-5				
K0160B100	4.600	1.060	4.375	6.535	9.782	9.800	601	28cc	15.9	15.4	14.9	S726 .990 x 2.930	JG7708-4600-5	Strutted								
K0160B105	4.605												JG7708-4600-5									
K0160B110	4.610												JG7708-4610-5									
K0160B115	4.615												JG7708-4610-5									
K0160B125	4.625												JG7708-4625-5									

PROFESSIONAL SERIES



CHRYSLER



W CHRYSLER • 5.7L 3RD GEN HEMI

- ArmorGlide® Skirt Coating
- 2618 High Strength Alloy
- Premium 1.2mm, 1.2mm, 3.0mm GFX Rings Included
- XX Rings Included
- Anti-detonation & pressure seal grooves
- Or Premium 1.0mm, 1.2mm, 2.8mm
- C/R at 0 deck with .027 gasket, 3.927 bore size, & 3.950 gasket bore size.

5.7L Drop In Replacements • NA/Boost/Nitrous • .945 Pin

Kit Part #	Bore	Comp. Ht.	Stroke	Rod	0 Deck at	Std. Deck Ht.	Avg. Wt.	Volume	Compression Ratio At:			Pin Part # (Included)	Ringset (Included)	Skirt Type
									65cc '09+ 5.7L	73cc All 6.1L	85cc Pre '08 5.7L			
<i>.945 Pin Diameter, designed for use with stock rod</i>														
K0105XS	3.917	1.220	3.580	6.243	9.253	9.250	453	6.5cc	12.2	11.0	9.5	S657 .945 x 2.250	3917GFX	Strutted
K0105X1	3.927						454						3927GFX	
K0105X2	3.937						460						3937GFX	
K0106XS	3.917	1.220	3.580	6.243	9.253	9.250	459	19cc	N/A	N/A	11.0	S657 .945 x 2.250	3917GFX	Strutted
K0106X1	3.927						464						3927GFX	
K0106X2	3.937						467						3937GFX	

5.7L Stock Stroke • .927 Pin

Kit Part #	Bore	Comp. Ht.	Stroke	Rod	0 Deck at	Std. Deck Ht.	Avg. Wt.	Volume	Compression Ratio At:			Pin Part # (Included)	Ringset (Included)	Skirt Type
									65cc '09+ 5.7L	73cc All 6.1L	85cc Pre '08 5.7L			
<i>.927 Pin Diameter, designed for use with aftermarket rod</i>														
K0036XS	3.917	1.205	3.580	6.243	9.238	9.250	424	-10cc	9.5	8.8	8.0	S643 .927 x 2.250	9950XX	Strutted
K0036X05	3.922						430						9975XX	
K0036X2	3.937						434						10000XX	
K466XS	3.917	1.205	3.580	6.243	9.238	9.250	440	4cc	11.3	10.2	9.0	S643 .927 x 2.250	9950XX	Strutted
K466X2	3.937						439						10000XX	
K467XS	3.917	1.205	3.580	6.243	9.238	9.250	432	21cc	N/A	N/A	11.0	S643 .927 x 2.250	9950XX	Strutted
K467X2	3.937						438						10000XX	



CHRYSLER • 5.7L 3RD GEN HEMI (CONTINUED)

- ArmorGlide® Skirt Coating
- 2618 High Strength Alloy
- Premium 1.2mm, 1.2mm, 3.0mm GFX Rings Included
- Or Premium 1.0mm, 1.2mm, 2.8mm XX Rings Included
- Anti-detonation & pressure seal grooves
- C/R at .027 gasket, 3.927 bore size, & 3.950 gasket bore size.

5.7L 366ci • 3.795 Stroke • .927 Pin

Kit Part #	Bore	Comp. Ht.	Stroke	Rod	0 Deck at	Std. Deck Ht.	Avg. Wt.	Volume	Compression Ratio At:			Pin Part # (Included)	Ringset (Included)	Skirt Type
									65cc '09+ 5.7L	73cc All 6.1L	85cc Pre '08 5.7L			
<i>.927 Pin Diameter, designed for use with aftermarket rod</i>														
K0036XS	3.917	1.205	3.795	6.125	9.228	9.250	424	-10cc	9.9	9.1	8.2	S643 .927 x 2.250	9950XX	Strutted
K0036X05	3.922						430						9975XX	
K0036X2	3.937						434						10000XX	
K466XS	3.917	1.205	3.795	6.125	9.228	9.250	440	4cc	11.6	10.6	9.3	S643 .927 x 2.250	9950XX	Strutted
K466X2	3.937						439						10000XX	
K467XS	3.917	1.205	3.795	6.125	9.228	9.250	432	21cc	N/A	N/A	11.2	S643 .927 x 2.250	9950XX	Strutted
K467X2	3.937						438						10000XX	

5.7L 392ci • 4.050 Stroker • .927 Pin

Kit Part #	Bore	Comp. Ht.	Stroke	Rod	0 Deck at	Std. Deck Ht.	Avg. Wt.	Volume	Compression Ratio At:			Pin Part # (Included)	Ringset (Included)	Skirt Type
									65cc '09+ 5.7L	73cc All 6.1L	85cc Pre '08 5.7L			
<i>.927 Pin Diameter, designed for use with aftermarket rod</i>														
K0107XS	3.917	1.090	4.050	6.125	9.240	9.250	384	-22cc	9.5	8.9	8.0	S643 .927 x 2.250	3917GFX	Strutted
K0107X1	3.927						389						3927GFX	
K0107X2	3.937						392						3937GFX	
K0108XS	3.917	1.090	4.050	6.125	9.240	9.250	398	-2cc FT	11.8	10.8	9.5	S643 .927 x 2.250	3917GFX	Strutted
K0108X1	3.927						402						3927GFX	
K0108X2	3.937	405	3937GFX											
K0109XS	3.917	1.090	4.050	6.125	9.240	9.250	426	12cc	N/A	N/A	11.0	S643 .927 x 2.250	3917GFX	Strutted
K0109X1	3.927						428						3927GFX	
K0109X2	3.937						431						3937GFX	

5.7L 392ci • 4.080 Stroker • .866 Pin

Kit Part #	Bore	Comp. Ht.	Stroke	Rod	0 Deck at	Std. Deck Ht.	Avg. Wt.	Volume	Compression Ratio At:			Pin Part # (Included)	Ringset (Included)	Skirt Type
									65cc '09+ 5.7L	73cc All 6.1L	85cc Pre '08 5.7L			
<i>.866 Pin Diameter, designed for use with aftermarket rod</i>														
K0110XS	3.917	1.080	4.080	6.125	9.245	9.250	389	-24cc	9.5	8.8	8.0	S747 .866 x 2.250	3917GFX	Strutted
K0110X1	3.927						390						3927GFX	
K0110X2	3.937						392						3937GFX	
K465XS	3.917	1.080	4.080	6.125	9.245	9.250	401	-5cc	11.1	10.2	9.0	S747 .866 x 2.250	9950XX	Strutted
K465X2	3.937						403						10000XX	
K468XS	3.917	1.080	4.080	6.125	9.245	9.250	423	-12cc	N/A	N/A	10.7	S747 .866 x 2.250	9950XX	Strutted
K468X2	3.937						428						10000XX	

Optional K1 Rod for 5.7 Hemi Series: 6.125 Part # 007AW17613 (w/ .866 Pin)
 Optional K1 Crank for 5.7 Hemi Series: 4.080 Stroke Part # 007IAW408
 5.7L compression ratios calculated using a 3.927 bore size, .027 gasket thickness & 3.950 gsk bore size.



CHRYSLER • 6.1L 3RD GEN HEMI

- ArmorGlide® Skirt Coating
- 2618 High Strength Alloy
- Premium 1.2mm, 1.2mm, 3.0mm GFX Rings Included
- Or Premium 1.0mm, 1.2mm, 2.8mm XX Rings Included

- Anti-detonation & pressure seal grooves
- C/R at 0 deck with .040 gasket, 4.060 bore size, and 4.100 gasket bore size.



6.1L Hemi Drop In Replacements • NA/Boost/Nitrous • .984 Pin

Kit Part #	Bore	Comp. Ht.	Stroke	Rod	0 Deck at	Std. Deck Ht.	Avg. Wt.	Volume	Compression Ratio At:		Pin Part # (Included)	Ringset (Included)	Skirt Type
									65cc '09+ 5.7L	73cc All 6.1L			
<i>.984 Pin Diameter, designed for use with stock rod</i>													
K0111XS	4.055	1.220	3.580	6.243	9.253	9.250	428	-8cc	10.3	9.5	S803 .984 x 2.250	4057GFX	Strutted
K0111X05	4.060						430					4062GFX	
K0111X25	4.080						435					4082GFX	
K0112XS	4.055	1.220	3.580	6.243	9.253	9.250	460	5.5cc	12.1	11.0	S803 .984 x 2.250	4057GFX	Strutted
K0112X05	4.060						464					4062GFX	
K0112X25	4.080						468					4082GFX	

6.1L Hemi • Stock Stroke • .927 Pin

Kit Part #	Bore	Comp. Ht.	Stroke	Rod	0 Deck at	Std. Deck Ht.	Avg. Wt.	Volume	Compression Ratio At:		Pin Part # (Included)	Ringset (Included)	Skirt Type
									65cc '09+ 5.7L	73cc All 6.1L			
<i>.927 Pin Diameter, designed for use with aftermarket rod</i>													
K472X05	4.060	1.205	3.580	6.243	9.238	9.250	449	-15cc	9.3	8.7	S643 .927 x 2.250	4062GFX	Strutted
K472X25	4.080						456					4082GFX	
K471X05	4.060	1.205	3.580	6.243	9.238	9.250	445	4cc	11.5	10.5	S643 .927 x 2.250	4062GFX	Strutted
K471X25	4.080						452					4082GFX	

6.1L 392ci • 3.795 Stroker • .927 pin

Kit Part #	Bore	Comp. Ht.	Stroke	Rod	0 Deck at	Std. Deck Ht.	Avg. Wt.	Volume	Compression Ratio At:		Pin Part # (Included)	Ringset (Included)	Skirt Type
									65cc '09+ 5.7L	73cc All 6.1L			
<i>.927 Pin Diameter, designed for use with aftermarket rod</i>													
K472X05	4.060	1.205	3.795	6.125	9.228	9.250	449	-15cc	9.6	9.0	S643 .927 x 2.250	4062GFX	Strutted
K472X25	4.080						456					4082GFX	
K471X05	4.060	1.205	3.795	6.125	9.228	9.250	445	4cc	11.8	10.8	S643 .927 x 2.250	4062GFX	Strutted
K471X25	4.080						452					4082GFX	

6.1L 426ci • 4.050 Stroker • .927 pin

Kit Part #	Bore	Comp. Ht.	Stroke	Rod	0 Deck at	Std. Deck Ht.	Avg. Wt.	Volume	Compression Ratio At:		Pin Part # (Included)	Ringset (Included)	Skirt Type
									65cc '09+ 5.7L	73cc All 6.1L			
<i>.927 Pin Diameter, designed for use with aftermarket rod</i>													
K0113X05	4.060	1.090	4.050	6.125	9.240	9.250	418	-18cc	10.2	9.5	S643 .927 x 2.250	4062GFX	Strutted
K0113X25	4.080						422					4082GFX	
K0114X05	4.060	1.090	4.050	6.125	9.240	9.250		-2cc FT	12.0	11.0	S643 .927 x 2.250	4062GFX	Strutted
K0114X25	4.080											4082GFX	

6.1L 426ci • 4.080 Stroker • .866 Pin

Kit Part #	Bore	Comp. Ht.	Stroke	Rod	0 Deck at	Std. Deck Ht.	Avg. Wt.	Volume	Compression Ratio At:		Pin Part # (Included)	Ringset (Included)	Skirt Type
									65cc '09+ 5.7L	73cc All 6.1L			
<i>.866 Pin Diameter, designed for use with aftermarket rod</i>													
K470X05	4.060	1.080	4.080	6.125	9.245	9.250	435	-28cc	9.5	8.8	S747 .866 x 2.250	4062GFX	Strutted
K470X25	4.080						440					4082GFX	
K0037X05	4.060	1.080	4.080	6.125	9.245	9.250	428	-13cc	11.0	10.0	S747 .866 x 2.250	4062GFX	Strutted
K0037X25	4.080						440					4082GFX	
K469X05	4.060	1.080	4.080	6.125	9.245	9.250	423	-6.5cc	11.6	10.7	S747 .866 x 2.250	4062GFX	Strutted
K469X25	4.080						429					4082GFX	

Optional K1 Rod for 6.1 Hemi Series: 6.125 Part # 007AW17613 (w/ .866 Pin)
 Optional K1 Crank for 6.1 Hemi Series: 4.080 Stroke Part # 0071AW408
 6.1L compression ratios calculated using a 4.060 bore, .040 gasket thickness & 4.100 gsk bore size.



WISeco CHRYSLER • 6.2L 3RD GEN HEMI HELLCAT/DEMON

- 2618 High Strength Alloy
- Premium 1.2mm, 1.2mm, 2.0mm Rings Included
- Designed to .8661 Pin Size
- Anti-detonation & pressure seal grooves
- C/R at .015 deck with .040 gasket, 4.100.

6.2L Hemi Hellcat / Demon Replacements • Boost/Nitrous												
Kit Part #	Bore	Comp. Ht.	Stroke	Rod	0 Deck at	Std. Deck Ht.	Avg. Wt.	Volume	Compression Ratio At: 72cc	Pin Part # (Included)	Ringset (Included)	Skirt Type
<i>.8661 Pin Size</i>												
K0413XS	4.090	1.080	3.580	6.200	9.270	9.285		-18	9.5:1	S747 .8661 x 2.250	4090VM	Strutted
K0413X05	4.095						4090VM					
K0413X1	4.100						TBA					
K0414XS	4.090	1.080	3.580	6.200	9.270	9.285		-6.5cc	11:1	S747 .8661 x 2.250	4090VM	Strutted
K0414X05	4.095						4090VM					
K0414X1	4.100						TBA					

WISeco CHRYSLER • 6.2L 3RD GEN HEMI HELLCAT/DEMON

- ArmorGlide® Skirt Coating
- 2618 High Strength Alloy
- Premium 1.2mm, 1.2mm, 2.0mm Rings Included
- Anti-detonation & pressure seal grooves
- C/R at .015 deck with .040 gasket, 4.100.

6.2L Hemi Hellcat / Demon High Performance Drop In Replacements • Boost/Nitrous												
Kit Part #	Bore	Comp. Ht.	Stroke	Rod	0 Deck at	Std. Deck Ht.	Avg. Wt.	Volume	Compression Ratio At: 72cc	Pin Part # (Included)	Ringset (Included)	Skirt Type
<i>.945" Pin Diameter, designed for use with stock rod length</i>												
K0400XS	4.090	1.280	3.580	6.200	9.270	9.285		-16.2	9.5:1	S747 .945 x 2.250		Strutted
K0400X05	4.095						4102GFX					
K0400X1	4.100						4102GFX					



W CHRYSLER • 6.4L 3RD GEN HEMI APACHE

- ArmorGlide® Skirt Coating
- 2618 High Strength Alloy
- Premium 1.2mm, 1.2mm, 3.0mm GFX Rings Included
- Anti-detonation & pressure seal grooves
- C/R at .015 deck with .040 gasket, 4.100.

6.4L Hemi Drop In Replacements • Boost/Nitrous

Kit Part #	Bore	Comp. Ht.	Stroke	Rod	0 Deck at	Std. Deck Ht.	Avg. Wt.	Volume	Compression Ratio At: 74cc	Pin Part # (Included)	Ringset (Included)	Skirt Type
<i>.945 Pin Diameter, designed for use with stock rod</i>												
K0396XS	4.090						TBD					
K0396X05	4.095	1.120	3.724	6.200	9.272	9.285	TBD	-11.5	9.5:1	S785 .945 x 2.250	4102GFX	Strutted
K0396X1	4.100						TBD				4102GFX	
K0397XS	4.090						TBD					
K0397X05	4.095	1.120	3.724	6.200	9.272	9.285	TBD	2.8	11.0:1	S785 .945 x 2.250	4102GFX	Strutted
K0397X1	4.100						TBD				4102GFX	
K0398XS	4.090						TBD					
K0398X05	4.095	1.120	4.050	6.125	9.270	9.285	TBD	-16.5	9.5:1	S796	4102GFX	Strutted
K0398X1	4.100						TBD				4102GFX	
K0399XS	4.090						TBD					
K0399X05	4.095	1.120	4.050	6.125	9.270	9.285	TBD	-1	11.0:1	S796	4102GFX	Strutted
K0399X1	4.100						TBD				4102GFX	
K0398XS	4.090						TBD					
K0398X05	4.095	1.120	4.080	6.125	9.285	9.285	TBD	-16.5	9.8:1	S796	4102GFX	Strutted
K0398X1	4.100						TBD				4102GFX	
K0399XS	4.090						TBD					
K0399X05	4.095	1.120	4.080	6.125	9.285	9.285	TBD	-1	11.4:1	S796	4102GFX	Strutted
K0399X1	4.100						TBD				4102GFX	



CHRYSLER SMALL BLOCK

- ArmorGlide® Skirt Coating
- .240 Top Ring Land / Int. .300 / Exh. .225
- 2618 High Strength Alloy
- Anti-detonation & pressure seal grooves
- 1/16, 1/16, 3/16 Rings Sold Separately
- C/R at 0 deck with .040 gasket

Mopar • 318 / 340 / 360 • Reverse Dome • 4.000 Stroker

Kit Part #	Bore	Comp. Ht.	Stroke	Rod	0 Deck at	Std. Deck Ht.	Avg. Wt.	Volume	Compression Ratio At:				Pin Part # (Included)	Ringset (Sold Separately)	Skirt Type
									58cc	62cc	66cc	72cc			
K0145A3940	3.940	1.460	4.000	6.123	9.585	9.600	490	-18cc	10.4	10.0	9.6	9.1	S547 .984 x 2.500	J100F8-3940-5	Slab Sided
K0146A3	4.030	1.460	4.000	6.123	9.585	9.600	530	-20cc	10.6	10.2	9.8	9.3	S547 .984 x 2.500	J100F8-4030-5	Slab Sided
K0146A4	4.040													J100F8-4040-5	
K0146A7	4.070	1.460	4.000	6.123	9.585	9.600	535	-20cc	10.8	10.4	10.0	9.5	S547 .984 x 2.500	J100F8-4070-5	Slab Sided
K0146A8	4.080													J100F8-4080-5	
K0146A100	4.100													J100F8-4100-5	

Optional K1 Rod for Chrysler SB Series: 6.123 Part # 007AO32612 (w .984 pin)
 Optional K1 Crank for Chrysler SB: 4.000 Stroke Part # 007BAQ400 (318 / 340 Mains)
 Optional K1 Crank for Chrysler SB: 4.000 Stroke Part # 007CAO400 (360 Mains)

CHRYSLER SMALL BLOCK

- ArmorGlide® Skirt Coating
- .240 Top Ring Land / Int. .300 / Exh. .225
- 2618 High Strength Alloy
- Anti-detonation & pressure seal grooves
- 1/16, 1/16, 3/16 Rings Sold Separately
- C/R at 0 deck with .040 gasket

Mopar • 318 / 340 / 360 • Flat Top • 4.000 Stroker

Kit Part #	Bore	Comp. Ht.	Stroke	Rod	0 Deck at	Std. Deck Ht.	Avg. Wt.	Volume	Compression Ratio At:				Pin Part # (Included)	Ringset (Sold Separately)	Skirt Type
									58cc	62cc	66cc	72cc			
K0144A3940	3.940	1.460	4.000	6.123	9.585	9.600		-6cc	12.0	11.4	10.9	10.2	S547 .984 x 2.500	J100F8-3940-5	Slab Sided
K0144A3	4.030	1.460	4.000	6.123	9.585	9.600		-6cc	12.5	11.9	11.3	10.6	S547 .984 x 2.500	J100F8-4030-5	Slab Sided
K0144A4	4.040													J100F8-4040-5	
K0144A7	4.070	1.460	4.000	6.123	9.585	9.600	533	-6cc	12.8	12.2	11.6	11.1	S547 .984 x 2.500	J100F8-4070-5	Slab Sided
K0144A8	4.080													J100F8-4080-5	
K0144A100	4.100													J100F8-4100-5	

Optional K1 Rod for Chrysler SB Series: 6.123 Part # 007AO32612 (w .984 pin)
 Optional K1 Crank for Chrysler SB: 4.000 Stroke Part # 007BA0400 (318 / 340 Mains)
 Optional K1 Crank for Chrysler SB: 4.000 Stroke Part # 007CA0400 (360 Mains)

CHRYSLER SMALL BLOCK

- ArmorGlide® Skirt Coating
- .240 Top Ring Land / Int. .300 / Exh. .225
- 2618 High Strength Alloy
- Anti-detonation & pressure seal grooves
- 1/16, 1/16, 3/16 Rings Sold Separately
- C/R at 0 deck with .040 gasket

Mopar • 340 / 360 • Nitrous Dome • 4.000 Stroker • Gas Ported

Kit Part #	Bore	Comp. Ht.	Stroke	Rod	0 Deck at	Std. Deck Ht.	Avg. Wt.	Volume	Compression Ratio At:		Pin Part # (Included)	Ringset (Sold Separately)	Skirt Type
									65cc	68cc			
K0013B3	4.030	1.460	4.000	6.123	9.583	9.585	534	8cc	13.6	13.1	S424 .927 2.500	JG7708-4030-5	Slipper
K0013B4	4.040								13.7	13.2			
K0013B6	4.060								13.8	13.3			
K0013B8	4.080								14.0	13.4			
K0013B100	4.100								14.1	13.5			
K0011B3	4.030	1.460	4.000	6.123	9.583	9.585	540	8cc	13.6	13.1	S547 .984 x 2.500	JG7708-4030-5	Slipper
K0011B4	4.040								13.7	13.2			
K0011B6	4.060								13.8	13.3			
K0011B8	4.080								14.0	13.4			
K0011B100	4.100								14.1	13.5			

Optional K1 Rod for Chrysler SB Series: 6.123 Part # 007AO32612 (w .984 pin)
 Optional K1 Crank for Chrysler SB: 4.000 Stroke Part # 007BA0400 (340 Mains)
 Optional K1 Crank for Chrysler SB: 4.000 Stroke Part # 007CA0400 (360 Mains)



W CHRYSLER BIG BLOCK

- ArmorGlide® Skirt Coating
- 2618 High Strength Alloy
- 1/16, 1/16, 3/16 Rings Sold Separately

- .250 Top Ring Land / Int. .200 / Exh. .175
- Anti-detonation & pressure seal grooves
- C/R at 0 deck with .040 gasket



Mopar • 383 / 400 / 440 • Flat Top															
Kit Part #	Bore	Comp. Ht.	Stroke	Rod	0 Deck at	Std. Deck Ht.	Avg. Wt.	Volume	Compression Ratio At:				Pin Part # (Included)	Ringset (Sold Separately)	Skirt Type
									72cc	78cc	84cc	90cc			
383															
K0119A3	4.280	1.918	3.375	6.360	9.965	9.980	632	-4cc	10.6	9.9	9.4	8.9	S768 1.094 x 2.930	J100F8-4280-5	Slab Sided
K0119A6	4.310						645							J100F8-4310-5	
400															
K0120A125	4.375	1.130	4.150	6.760	9.965	9.980	534	-4cc	12.8	12.0	11.3	10.7	S462 .990 x 2.930	J100F8-4375-5	Slab Sided
K0121A110	4.360													J100F8-4360-5	
K0121A125	4.375			J100F8-4375-8											
440															
K0122A100	4.350	2.065	3.750	6.760	10.700	10.720	680	-4cc	11.6	10.9	10.3	9.8	S768 1.094 x 2.930	J100F8-4350-8	Slab Sided
K0122A125	4.375						692							J100F8-4375-8	
K0123A100	4.350	1.865	4.150	6.760	10.700	10.720	650	-6cc	12.5	11.7	11.1	10.5	S462 .990 x 2.930	J100F8-4350-8	Slab Sided
K0123A125	4.375						662							J100F8-4375-8	

Optional K1 Rod for Chrysler 440 Series: 6.760 Part # 007AT33676 (.990 Pin)

W CHRYSLER BIG BLOCK

- ArmorGlide® Skirt Coating
- 2618 High Strength Alloy

- 1/16, 1/16, 3/16 Rings Sold Separately
- .250 Top Ring Land / Int. .200 / Exh. .175

- Anti-detonation & pressure seal grooves
- C/R at 0 deck with .040 gasket

Mopar • 383 / 400 / 440 • Reverse Dome															
Kit Part #	Bore	Comp. Ht.	Stroke	Rod	0 Deck at	Std. Deck Ht.	Avg. Wt.	Volume	Compression Ratio At:				Pin Part # (Included)	Ringset (Sold Separately)	Skirt Type
									72cc	78cc	84cc	90cc			
383															
K0124A3	4.280	1.918	3.375	6.360	9.965	9.980	635	-10cc	9.8	9.2	8.7	8.3	S768 1.094 x 2.930	J100F8-4280-5	Slab Sided
K0124A6	4.310						644							J100F8-4310-5	
400															
K0125A100	4.350	2.065	3.750	6.760	10.700	10.720	688	-10cc	11.0	10.4	9.8	9.3	S768 1.094 x 2.930	J100F8-4350-5	Slab Sided
K0125A125	4.375						695							J100F8-4375-5	
K0126A100	4.350	1.865	4.150	6.760	10.700	10.720	640	-15cc	11.5	10.8	10.3	9.8	S462 .990 x 2.930	J100F8-4350-5	Slab Sided
K0126A110	4.360						643							J100F8-4360-5	
K0126A125	4.375						655							J100F8-4375-5	

Optional K1 Rod for Chrysler 440 Series: 6.760 Part # 007AT33676 (.990 Pin)

W CHRYSLER HEMI

- ArmorGlide® Skirt Coating
- 2618 High Strength Alloy
- 1/16, 1/16, 3/16 Rings Sold Separately

- .420 Top Ring Land
- Anti-detonation & pressure seal grooves
- C/R at 0 deck with .040 gasket



Mopar • 426 HEMI															
Kit Part #	Bore	Comp. Ht.	Stroke	Rod	0 Deck at	Std. Deck Ht.	Avg. Wt.	Volume	Compression Ratio At:			Pin Part # (Included)	Ringset (Sold Separately)	Skirt Type	
									167cc	170cc	173cc				
K0143AS	4.250	1.965	3.750	6.860	10.700	10.720	794	90cc	10.6	10.3	10.1	S791 1.031 x 2.930	J100F8-4250-5	Slab Sided	
K0143A3	4.280						815						J100F8-4280-5		
K0143A6	4.310						835						J100F8-4310-5		
K0142AS	4.250	1.765	4.150	6.860	10.700	10.720	769	80cc	10.6	10.3	10.1	S791 1.031 x 2.930	J100F8-4250-5	Slab Sided	
K0142A3	4.280						783						J100F8-4280-5		
K0142A6	4.310						800						J100F8-4310-5		

Optional K1 Rod for Chrysler 426 Hemi Series: 6.860 Part # 007AT35686
 Optional K1 Crank for Chrysler 426 Hemi: 3.750 Stroke Part # 007GAT375
 Optional K1 Crank for Chrysler 426 Hemi: 4.150 Stroke Part # 007GAT415



FORD



WISeco FORD 2.3L • 4-CYLINDER

- ArmorGlide® Skirt Coating
- 4032 Low Expansion Alloy

- 1/16, 1/16, 3/16 Rings Sold Separately
- Anti-detonation & pressure seal grooves

- C/R at 0 deck with .040 gasket

2300 / Pinto Flat Top • Xtra Light Weight • Road Race & Circle Track															
Kit Part #	Bore	Comp. Ht.	Stroke	Rod	0 Deck at	Std. Deck Ht.	Avg. Wt.	Volume	Compression Ratio At:				Pin Part # (Included)	Ringset (Sold Separately)	Skirt Type
									42cc	46cc	50cc	54cc			
K120A3	3.810	1.590	3.126	5.205	8.358	8.368	393	-3.4cc	11.4	10.7	10.1	9.6	S489 .912 X 2.500	3810A (x4)	Slipper
K120A4	3.820						375							3820A (x4)	
K157A3	3.810	1.090	3.126	5.700	8.353	8.368	333	-3.4cc	11.4	10.7	10.1	9.6	S424 .927 X 2.500	3810A (x4)	Slipper
K157A4	3.820						318							3820A (x4)	
K157A6	3.840						316							3840H (x4)	

- ArmorGlide® Skirt Coating
- 4032 Low Expansion Alloy

- 2.000 Int and 1.590 Exh Valves
- 1.5mm, 1.5mm, 3.0mm Rings Sold Separately

- Anti-detonation & pressure seal grooves
- C/R at 0 deck with .040 gasket

2300 / Pinto Mini-Stock Race Piston • .200 Top Land • Lateral Gas Ports															
Kit Part #	Bore	Comp. Ht.	Stroke	Rod	0 Deck at	Std. Deck Ht.	Avg. Wt.	Volume	Compression Ratio At:				Pin Part # (Included)	Ringset (Sold Separately)	Skirt Type
									42cc	46cc	50cc	54cc			
<i>Fits OEM, SVO, ARCA, & Esslinger Heads</i>															
K0148X1	3.810	1.090	3.126	5.700	8.353	8.368	306	-3.4cc	11.4	10.7	10.1	9.6	S594 .927 X 2.250	3810GNX	Strutted
K0148X2	3.820						310							3820GNX	
K0148X3	3.830						312							3830GNX	
K0148X4	3.840						314							3840GNX	
K0149X1	3.810	1.090	3.126	5.700	8.353	8.368		-3.4cc	11.4	10.7	10.1	9.6	S655 .866 X 2.250	3810GNX	Strutted
K0149X2	3.820													3820GNX	
K0149X3	3.830													3830GNX	
K0149X4	3.840													3840GNX	

PROFESSIONAL SERIES



FORD 2.3L • 4-CYLINDER

- ArmorGlide® Skirt Coating
- 4032 Low Expansion Alloy
- 1/16, 1/16, 3/16 Rings Sold Separately
- Anti-detonation & pressure seal grooves
- C/R at 0 deck with .040 gasket

2300 / Pinto Flat Top • Turbo Road Race & Circle Track - 2618 High Strength Alloy - 1.5mm, 1.5mm, 3.0 mm rings sold separately - C/R at 0 deck w/ .040 gasket

Kit Part #	Bore	Comp. Ht.	Stroke	Rod	0 Deck at	Std. Deck Ht.	Avg. Wt.	Volume	Compression Ratio At:				Pin Part # (Included)	Ringset (Sold Separately)	Skirt Type
									42cc	46cc	50cc	54cc			
<i>Fits OEM, SVO, ARCA, & Esslinger Heads</i>															
K0410XS	3.780	1.590	3.126	5.205		8.368		-8.5c					0.912 X 2.500	3780GNX	
K0410X2	3.800													3800GNX	
K0410X3	3.810													3810GNX	
K0410X4	3.820													3820GNX	
K0411XS	3.780	1.090		5.700			-8.5cc					0.927 X 2.500	3780GNX		
K0411X2	3.800												3800GNX		
K0411X3	3.810												3810GNX		
K0411X4	3.820												3820GNX		

FORD SMALL BLOCK

- ArmorGlide® Skirt Coating
- 2618 High Strength Alloy
- 1/16, 1/16, 3/16 Rings Sold Separately
- Anti-detonation & pressure seal grooves
- C/R at 0 deck with .040 gasket



302 Blower / Turbo Dish

Kit Part #	Bore	Comp. Ht.	Stroke	Rod	0 Deck at	Std. Deck Ht.	Avg. Wt.	Volume	Compression Ratio At:				Pin Part # (Included)	Ringset (Sold Separately)	Skirt Type
									58cc	62cc	66cc	70cc			
<i>Works with all Inline valve heads</i>															
K0100AS	4.000	1.600	3.000	5.090	8.190	8.200	495	-8cc	9.2	8.9	8.5	8.1	S489 .912 x 2.500	J820F8-4000-5	Strutted
K0100A3	4.030						510							J820F8-4030-5	
K0101A3	4.030						405							J820F8-4030-5	
K0101A4	4.040	1.090	3.400	5.400	8.190	8.200	408	-18cc	9.5	9.1	8.7	8.4	S424 .927 X 2.500	J820F8-4040-5	Strutted
K0101A6	4.060						418							J820F8-4060-5	
K0101A125	4.125						430							J820F8-4125-5	
K0102A3	4.030	1.165	3.250	5.400	8.190	8.200	455	-16cc	9.3	8.9	8.6	8.3	S424 .927 X 2.500	J820F8-4030-5	Strutted
K0102A4	4.040						457							J820F8-4040-5	
K0102A6	4.060						465							J820F8-4060-5	
K0102A125	4.125						466							J820F8-4125-5	

351 Windsor Blower / Turbo Dish

Kit Part #	Bore	Comp. Ht.	Stroke	Rod	0 Deck at	Std. Deck Ht.	Avg. Wt.	Volume	Compression Ratio At:				Pin Part # (Included)	Ringset (Sold Separately)	Skirt Type
									58cc	62cc	66cc	70cc			
<i>.290/.360 Valve Pockets • .300 - .260 Top Land • Works with all Inline valve heads</i>															
K0103AS	4.000	1.789	3.500	5.956	9.480	9.500		-22cc	9.2	8.9	8.6	8.3	S489 .912 x 2.500	J820F8-4000-5	Strutted
K0103A3	4.030													J820F8-4030-5	
K0103A125	4.125													J820F8-4125-5	
K0104A3	4.030	1.280	4.000	6.200	9.480	9.500	455	-36cc	9.2	8.9	8.6	8.3	S424 .927 X 2.500	J820F8-4030-5	Strutted
K0104A4	4.040						457							J820F8-4040-5	
K0104A6	4.060						463							J820F8-4060-5	
K0104A125	4.125						466							J820F8-4125-5	

302/351 • Blower/Turbo Dish

Kit Part #	Bore	Comp. Ht.	Stroke	Rod	0 Deck at	Std. Deck Ht.	Avg. Wt.	Volume	Compression Ratio At:				Pin Part # (Included)	Ringset (Included)	Skirt Type
									54cc	58cc	60cc	62cc			
<i>.310/.260 Valve Pockets • .350 - .250 Top Land • Works with TFS Twisted Wedge Heads</i>															
K0161X3	4.030	1.090	3.400	5.400	8.190	8.200		-14cc	10.0	9.6	9.4	9.2	S424 .927 X 2.500	4037GFX	Strutted
K0161X4	4.040													4047GFX	
K0161X6	4.060													4067GFX	
K0161X125	4.125													4127GFX	
K0161X155	4.155													4158GFX	
K0173X3	4.030	1.165	3.250	5.400	8.190	8.200		-22cc	8.9	8.5	8.4	8.2	S424 .927 X 2.500	4037GFX	Strutted
K0173X4	4.040													4047GFX	
K0173X6	4.060													4067GFX	
K0173X125	4.125													4127GFX	
K0173X155	4.155													4158GFX	
K0174X3	4.030	1.280	4.000	6.200	9.480	9.500		-32cc	9.7	9.3	9.2	9.1	S424 .927 X 2.500	4037GFX	Strutted
K0174X4	4.040													4047GFX	
K0174X6	4.060													4067GFX	
K0174X125	4.125													4127GFX	
K0174X155	4.155													4158GFX	



WISeco FORD SMALL BLOCK

- ArmorGlide® Skirt Coating
- 2618 High Strength Alloy
- Premium 1.2mm, 1.2mm, 3.0mm GFX Rings Included
- Anti-detonation & pressure seal grooves
- C/R at 0 deck with .040 gasket

302/351 • Windsor Flat Top															
Kit Part #	Bore	Comp. Ht.	Stroke	Rod	0 Deck at	Std. Deck Ht.	Avg. Wt.	Volume	Compression Ratio At:				Pin Part # (Included)	Ringset (Included)	Skirt Type
									54cc	58cc	60cc	62cc			
.350/.250 Valve Pockets • .300 - .260 Top Land • Works with TFS Twisted Wedge Heads															
K0164X3	4.030	1.090	3.400	5.400	8.190	8.200		-7.5cc	10.9	10.4	10.1	9.9	S424 .927 X 2.500	4037GFX	Strutted
K0164X4	4.040								4047GFX						
K0164X6	4.060								4067GFX						
K0164X125	4.125								4127GFX						
K0164X155	4.155								4158GFX						
K0165X3	4.030	1.165	3.250	5.400	8.190	8.200		-7.5cc	10.5	9.9	9.7	9.5	S424 .927 X 2.500	4037GFX	Strutted
K0165X4	4.040								4047GFX						
K0165X6	4.060								4067GFX						
K0165X125	4.125								4127GFX						
K0165X155	4.155								4158GFX						
K0166X3	4.030	1.280	4.000	6.200	9.480	9.500		-7.5cc	12.6	112.0	11.7	11.5	S424 .927 X 2.500	4037GFX	Strutted
K0166X4	4.040								4047GFX						
K0166X6	4.060								4067GFX						
K0166X125	4.125								4127GFX						
K0166X155	4.155								4158GFX						

302/351 • Blower/Turbo Dish															
Kit Part #	Bore	Comp. Ht.	Stroke	Rod	0 Deck at	Std. Deck Ht.	Avg. Wt.	Volume	Compression Ratio At:				Pin Part # (Included)	Ringset (Included)	Skirt Type
									54cc	58cc	60cc	62cc			
.350/.250 Valve Pockets • .300 - .260 Top Land • Works with all Inline Heads TFS High Port															
K0167X3	4.030	1.090	3.400	5.400	8.190	8.200		-14cc	10.0	9.6	9.4	9.2	S424 .927 X 2.500	4037GFX	Strutted
K0167X4	4.040								4047GFX						
K0167X6	4.060								4067GFX						
K0167X125	4.125								4127GFX						
K0167X155	4.155								4158GFX						
K0168X3	4.030	1.165	3.250	5.400	8.190	8.200		-22cc	8.9	8.5	8.4	8.2	S424 .927 X 2.500	4037GFX	Strutted
K0168X4	4.040								4047GFX						
K0168X6	4.060								4067GFX						
K0168X125	4.125								4127GFX						
K0168X155	4.155								4158GFX						
K0169X3	4.030	1.280	4.000	6.200	9.480	9.500		-32cc	9.7	9.3	9.2	9.1	S424 .927 X 2.500	4037GFX	Strutted
K0169X4	4.040								4047GFX						
K0169X6	4.060								4067GFX						
K0169X125	4.125								4127GFX						
K0169X155	4.155								4158GFX						

302/351 • Flat Top															
Kit Part #	Bore	Comp. Ht.	Stroke	Rod	0 Deck at	Std. Deck Ht.	Avg. Wt.	Volume	Compression Ratio At:				Pin Part # (Included)	Ringset (Included)	Skirt +Type
									54cc	58cc	60cc	62cc			
.350/.250 Valve Pockets • .300 - .260 Top Land • Works with all Inline Heads TFS High Port															
K0170X3	4.030	1.090	3.400	5.400	8.190	8.200		-9cc	10.7	10.2	9.9	9.7	S424 .927 X 2.500	4037GFX	Strutted
K0170X4	4.040								4047GFX						
K0170X6	4.060								4067GFX						
K0170X125	4.125								4127GFX						
K0170X155	4.155								4158GFX						
K0171X3	4.030	1.165	3.250	5.400	8.190	8.200		-9cc	10.3	9.8	9.6	9.3	S424 .927 X 2.500	4037GFX	Strutted
K0171X4	4.040								4047GFX						
K0171X6	4.060								4067GFX						
K0171X125	4.125								4127GFX						
K0171X155	4.155								4158GFX						
K0172X3	4.030	1.280	4.000	6.200	9.480	9.500		-9cc	12.4	11.8	11.5	11.3	S424 .927 X 2.500	4037GFX	Strutted
K0172X4	4.040								4047GFX						
K0172X6	4.060								4067GFX						
K0172X125	4.125								4127GFX						
K0172X155	4.155								4158GFX						

PROFESSIONAL SERIES



FORD MOD OHC V8

- ArmorGlide® Skirt Coating
- 2618 High Strength Alloy
- 1.5mm, 1.5mm, 3.0mm rings included
- Anti-detonation & pressure seal grooves
- C/R at 0 deck with .040 gasket



5.0L Coyote DOHC V8 4 Valve • NA/Boost/Nitrous • Top ring down .300 • .100 Int. / .100 Exh. Valve Pockets

Kit Part #	Bore	Comp. Ht.	Stroke	Rod	0 Deck at	Std. Deck Ht.	Avg. Wt.	Volume	Compression Ratio At: 57cc	Pin Part # (Included)	Ringset (Included)	Skirt Type
Top Ring Down .300 • .100 Int. / .100 Exh. Pockets												
K0083XS	3.630	1.176	3.652	5.933	8.934	8.937	361	-8cc	9.5	S747 .866 X 2.250	3635GNX	Strutted
K0083X05	3.635						363				3635GNX	
K0083X1	3.640						364				3640GNX	
K0083X2	3.650						370				3650GNX	
K0084XS	3.630	1.176	3.652	5.933	8.934	8.937	376	-2cc	10.5	S747 .866 X 2.250	3635GNX	Strutted
K0084X05	3.635						680				3635GNX	
K0084X1	3.640						378				3640GNX	
K0084X2	3.650						383				3650GNX	
K0085XS	3.630	1.176	3.652	5.933	8.934	8.937	390	2cc	11.0	S747 .866 X 2.250	3635GNX	Strutted
K0085X05	3.635						392				3635GNX	
K0085X1	3.640						394				3640GNX	
K0085X2	3.650						394				3650GNX	

Optional K1 Rod for Ford Mod 5.933 Part # 011AN17593

4.6 SOHC V8 • OEM/PI 2 Valve • NA/Boost/Nitrous • Top ring down .300

Kit Part #	Bore	Comp. Ht.	Stroke	Rod	0 Deck at	Std. Deck Ht.	Avg. Wt.	Volume	Compression Ratio At: 44cc	Pin Part # (Included)	Ringset (Included)	Skirt Type
Top ring down .300												
K0086XS	3.552	1.220	3.543	5.933	8.924	8.937	359	-6cc	10.8	S747 .866 X 2.250	3552GNX	Strutted
K0086X2	3.572						366				3572GNX	
K0087XS	3.552	1.220	3.543	5.933	8.924	8.937	346	-13cc	9.8	S747 .866 X 2.250	3552GNX	Strutted
K0087X2	3.572						353				3572GNX	
K0088XS	3.552	1.220	3.543	5.933	8.924	8.937	345	-16cc	9.4	S747 .866 X 2.250	3552GNX	Strutted
K0088X2	3.572						352				3572GNX	
K0089XS	3.552	1.220	3.543	5.933	8.924	8.937	350	-20cc	8.9	S747 .866 X 2.250	3552GNX	Strutted
K0089X2	3.572						355				3572GNX	

Optional K1 Rod for Ford 4.6L 5.933 Part # 011AN17593

4.6 SOHC V8 • 2 Valve Trick Flow Twisted Wedge • NA/Boost/Nitrous • Top ring down .300 • .100 Int. / .050 Exh. Valve Pockets

Kit Part #	Bore	Comp. Ht.	Stroke	Rod	0 Deck at	Std. Deck Ht.	Avg. Wt.	Volume	Compression Ratio At: 44cc	Pin Part # (Included)	Ringset (Included)	Skirt Type
K0090XS	3.552	1.220	3.543	5.933	8.924	8.937	367	-6cc	10.8	S747 .866 X 2.250	3552GNX	Strutted
K0090X2	3.572						374				3572GNX	
K0091XS	3.552	1.220	3.543	5.933	8.924	8.937	363	-13cc	9.8	S747 .866 X 2.250	3552GNX	Strutted
K0091X2	3.572						368				3572GNX	
K0092XS	3.552	1.220	3.543	5.933	8.924	8.937	354	-16cc	9.4	S747 .866 X 2.250	3552GNX	Strutted
K0092X2	3.572						359				3572GNX	
K0093XS	3.552	1.220	3.543	5.933	8.924	8.937	350	-20cc	8.9	S747 .866 X 2.250	3552GNX	Strutted
K0093X2	3.572						356				3572GNX	

Optional K1 Rod for Chrysler 440 Series: 6.760 Part # 007AT33676 (.990 Pin)

4.6 SOHC V8 • 3 Valve • NA/Boost/Nitrous • Top Ring Down .300 • .075 Exh. Pocket

Kit Part #	Bore	Comp. Ht.	Stroke	Rod	0 Deck at	Std. Deck Ht.	Avg. Wt.	Volume	Compression Ratio At: 52cc	Pin Part # (Included)	Ringset (Included)	Skirt Type
K0075XS	3.552	1.220	3.543	5.933	8.924	8.937	354	-6cc	9.6	S747 .866 X 2.250	3552GNX	Strutted
K0075X2	3.572						366				3572GNX	
K0076XS	3.552	1.220	3.543	5.933	8.924	8.937	341	-13cc	8.8	S747 .866 X 2.250	3552GNX	Strutted
K0076X2	3.572						346				3572GNX	
K0077XS	3.552	1.220	3.543	5.933	8.924	8.937	338	-16cc	8.5	S747 .866 X 2.250	3552GNX	Strutted
K0077X2	3.572						344				3572GNX	
K0078XS	3.552	1.220	3.543	5.933	8.924	8.937	338	-20cc	8.2	S747 .866 X 2.250	3552GNX	Strutted
K0078X2	3.572						345				3572GNX	

Optional K1 Rod for Ford 4.6L 5.933 Part # 011AN17593



4.6 DOHC V8 • 4 Valve • NA/Boost/Nitrous • Top ring down .300 • .150 Int. / .050 Exh. Pocket

Kit Part #	Bore	Comp. Ht.	Stroke	Rod	0 Deck at	Std. Deck Ht.	Avg. Wt.	Volume	Compression Ratio At: 52cc	Pin Part # (Included)	Ringset (Included)	Skirt Type
K0079XS	3.552	1.220	3.543	5.933	8.924	8.937	360	-6cc	9.6	S747 .866 X 2.250	3552GNX	Strutted
K0079X2	3.572						366				3572GNX	
K0080XS	3.552	1.220	3.543	5.933	8.924	8.937	353	-13cc	8.8	S747 .866 X 2.250	3552GNX	Strutted
K0080X2	3.572						359				3572GNX	
K0081XS	3.552	1.220	3.543	5.933	8.924	8.937	340	-16cc	8.5	S747 .866 X 2.250	3552GNX	Strutted
K0081X2	3.572						346				3572GNX	
K0082XS	3.552	1.220	3.543	5.933	8.924	8.937	340	-20cc	8.2	S747 .866 X 2.250	3552GNX	Strutted
K0082X2	3.572						346				3572GNX	

Optional K1 Rod for Ford 4.6L 5.933 Part # 011AN17593

5.4L SOHC V8 • 2 Valve Trick Flow Twisted Wedge • NA/Boost/Nitrous • Top ring down .300 • .100 Int. / .050 Exh. Valve Pockets

Kit Part #	Bore	Comp. Ht.	Stroke	Rod	0 Deck at	Std. Deck Ht.	Avg. Wt.	Volume	Compression Ratio At: 44cc	Pin Part # (Included)	Ringset (Included)	Skirt Type
K0090XS	3.552	1.220	4.165	6.657	9.959	10.078	367	-6cc	9.8	S747 .866 X 2.250	3552GNX	Strutted
K0090X2	3.572						374				3572GNX	
K0091XS	3.552	1.220	4.165	6.657	9.959	10.078	359	-13cc	9.0	S747 .866 X 2.250	3552GNX	Strutted
K0091X2	3.572						366				3572GNX	
K0092XS	3.552	1.220	4.165	6.657	9.959	10.078	354	-16cc	8.8	S747 .866 X 2.250	3552GNX	Strutted
K0092X2	3.572						361				3572GNX	
K0093XS	3.552	1.220	4.165	6.657	9.959	10.078	349	-20cc	8.4	S747 .866 X 2.250	3552GNX	Strutted
K0093X2	3.572						357				3572GNX	

Optional K1 Rod for Ford 5.4L 6.657 Part # 011AN17666

5.4L SOHC V8 • OEM/PI 2 Valve • NA/Boost/Nitrous • Top ring down .300

Kit Part #	Bore	Comp. Ht.	Stroke	Rod	0 Deck at	Std. Deck Ht.	Avg. Wt.	Volume	Compression Ratio At: 44cc	Pin Part # (Included)	Ringset (Included)	Skirt Type
K0086XS	3.552	1.220	4.165	6.657	9.959	10.078	362	-6cc	9.8	S747 .866 X 2.250	3552GNX	Strutted
K0086X2	3.572						368				3572GNX	
K0087XS	3.552	1.220	4.165	6.657	9.959	10.078	346	-13cc	9.0	S747 .866 X 2.250	3552GNX	Strutted
K0087X2	3.572						352				3572GNX	
K0088XS	3.552	1.220	4.165	6.657	9.959	10.078	344	-16cc	8.8	S747 .866 X 2.250	3552GNX	Strutted
K0088X2	3.572						350				3572GNX	
K0089XS	3.552	1.220	4.165	6.657	9.959	10.078	346	-20cc	8.4	S747 .866 X 2.250	3552GNX	Strutted
K0089X2	3.572						353				3572GNX	

Optional K1 Rod for Ford 5.4L 6.657 Part # 011AN17666

5.4 SOHC V8 • 3 Valve • NA/Boost/Nitrous • Top ring down .300 • .075 Exhaust Pocket

Kit Part #	Bore	Comp. Ht.	Stroke	Rod	0 Deck at	Std. Deck Ht.	Avg. Wt.	Volume	Compression Ratio At: 52cc	Pin Part # (Included)	Ringset (Included)	Skirt Type
K0075XS	3.552	1.220	4.165	6.657	9.959	10.078	360	-6cc	9.0	S747 .866 X 2.250	3552GNX	Strutted
K0075X2	3.572						366				3572GNX	
K0076XS	3.552	1.220	4.165	6.657	9.959	10.078	340	-13cc	8.4	S747 .866 X 2.250	3552GNX	Strutted
K0076X2	3.572						346				3572GNX	
K0077XS	3.552	1.220	4.165	6.657	9.959	10.078	345	-16cc	8.1	S747 .866 X 2.250	3552GNX	Strutted
K0077X2	3.572						351				3572GNX	
K0078XS	3.552	1.220	4.165	6.657	9.959	10.078	338	-20cc	7.8	S747 .866 X 2.250	3552GNX	Strutted
K0078X2	3.572						345				3572GNX	

Optional K1 Rod for Ford 5.4L 6.657 Part # 011AN17666

5.4 DOHC V8 • 4 Valve • NA/Boost/Nitrous • Top ring down .300 • .150 Int. / .050 Exh. Pocket

Kit Part #	Bore	Comp. Ht.	Stroke	Rod	0 Deck at	Std. Deck Ht.	Avg. Wt.	Volume	Compression Ratio At: 52cc	Pin Part # (Included)	Ringset (Included)	Skirt Type
K0079XS	3.552	1.220	4.165	6.657	9.959	10.078	360	-6cc	9.0	S747 .866 X 2.250	3552GNX	Strutted
K0079X2	3.572						366				3572GNX	
K0080XS	3.552	1.220	4.165	6.657	9.959	10.078	358	-13cc	8.4	S747 .866 X 2.250	3552GNX	Strutted
K0080X2	3.572						352				3572GNX	
K0081XS	3.552	1.220	4.165	6.657	9.959	10.078	340	-16cc	8.1	S747 .866 X 2.250	3552GNX	Strutted
K0081X2	3.572						346				3572GNX	
K0082XS	3.552	1.220	4.165	6.657	9.959	10.078	334	-20cc	7.8	S747 .866 X 2.250	3552GNX	Strutted
K0082X2	3.572						340				3572GNX	

Optional K1 Rod for Ford 5.4L 6.657 Part # 011AN17666



PRO TRU STREET™ SERIES

PERFORMANCE QUALITY AT A BUDGET PRICE

PROUDLY MADE IN THE USA

IN THE WISECO MENTOR, OHIO FACILITY

4032 FORGED ALUMINUM

AS-FORGED DOME WITH CROWN
FEATURES & OIL DRAIN BACKS



ArmorGlide® SKIRT COATING
Seizure resistant, friction reduction and quieter operation

CHROMIUM ALLOY STEEL
PISTON PIN & SPIROLOX® INCLUDED



AMC

AMC 360 V8 Flat Top -8.6cc

Kit Part #	Bore	Cubic Inch	Comp. Ht.	Stroke	Rod	Avg. Wt.	Volume	Compression Ratio At:		Pin Diameter	Ringset (Included)	Repl. Piston
								50cc	58cc			
PTS539A3	4.110	365	1.590	3.440	5.875		-8.6cc	11.6	10.5	0.930	S100S8-4110-5	5539A3
PTS539A45	4.125	368						11.67	10.57		S100S8-4125-5	5539A45

AMC 360 V8 Reverse Dish -21cc

Kit Part #	Bore	Cubic Inch	Comp. Ht.	Stroke	Rod	Avg. Wt.	Volume	Compression Ratio At:		Pin Diameter	Ringset (Included)	Repl. Piston
								50cc	58cc			
PTS538A3	4.110	365	1.590	3.440	5.875		-21cc	10	9.2	0.930	S100S8-4110-5	5538A3
PTS538A45	4.125	368									S100S8-4125-5	5538A45

AMC 390 V8 Flat Top -8.6cc

Kit Part #	Bore	Cubic Inch	Comp. Ht.	Stroke	Rod	Avg. Wt.	Volume	Compression Ratio At:		Pin Diameter	Ringset (Included)	Repl. Piston
								50cc	58cc			
PTS581A3	4.195"	395	1.590	3.574	5.858		-8.6cc	12.0	10.9	1.000	4195H	
PTS581A45	4.210"	398						12.0	10.9		4210H	

AMC 390 V8 Reverse Dish -25cc

Kit Part #	Bore	Cubic Inch	Comp. Ht.	Stroke	Rod	Avg. Wt.	Volume	Compression Ratio At:		Pin Diameter	Ringset (Included)	Repl. Piston
								50cc	58cc			
PTS580A3	4.195"	395	1.590	3.574	5.858		-25cc	10.0	9.3	1.000	4195H	
PTS580A45	4.210"	398						10.0	9.3		4210H	

AMC 401 V8 Flat Top -8.6cc

Kit Part #	Bore	Cubic Inch	Comp. Ht.	Stroke	Rod	Avg. Wt.	Volume	Compression Ratio At:		Pin Diameter	Ringset (Included)	Repl. Piston
								50cc	58cc			
PTS541A3	4.195	407	1.500	3.680	5.858		-8.6cc	12.7	11.5	1.000	S100S8-4195-5	5541A3
PTS541A45	4.210	410									S100S8-4210-5	5541A45

AMC 401 V8 Reverse Dish -27cc

Kit Part #	Bore	Cubic Inch	Comp. Ht.	Stroke	Rod	Avg. Wt.	Volume	Compression Ratio At:		Pin Diameter	Ringset (Included)	Repl. Piston
								50cc	58cc			
PTS540A3	4.195	407	1.500	3.680	5.858		-27cc	10.3	9.5	1.000	S100S8-4195-5	5540A3
PTS540A45	4.210	410									S100S8-4210-5	5540A45

BUICK

Buick Grand National 3.8L V6 Turbo

Kit Part #	Bore	Cubic Inch	Comp. Ht.	Stroke	Rod	Avg. Wt.	Volume	Compression Ratio At:		Pin Diameter	Ringset (Included)	Repl. Piston
								Stage 1	Stage 2			
PTS542A2	3.820	234	1.825	3.400	5.960		-25cc	8	8.5	0.940	3820H	5542A2
PTS542A3	3.830	235						9	9.3		3830H	5542A3

Buick 455 Flat top

Kit Part #	Bore	Cubic Inch	Comp. Ht.	Stroke	Rod	Avg. Wt.	Volume	Compression Ratio At:		Pin Diameter	Ringset (Included)	Repl. Piston
								65cc	68cc			
PTS543AS	4.313	456	1.980	3.900	6.600		-8.3cc	12.2	11.8	1.000	S100S8-4310-5	5543AS
PTS543A4	4.350	464									4350H	5543A4

Buick 455 Reverse Dome

Kit Part #	Bore	Cubic Inch	Comp. Ht.	Stroke	Rod	Avg. Wt.	Volume	Compression Ratio At:		Pin Diameter	Ringset (Included)	Repl. Piston
								65cc	68cc			
PTS544AS	4.313	456	1.980	3.900	6.600		-22cc	10.6	10.3	1.000	S100S8-4310-5	5544AS
PTS544A4	4.350	464									4350H	5544A4

PRO TRU STREET SERIES



CHEVY

Chevy 4.3L/262 V6

Kit Part #	Bore	Cubic Inch	Comp. Ht.	Stroke	Rod	Avg. Wt.	Volume	Compression Ratio At:		Pin Diameter	Ringset (Included)	Repl. Piston
								64cc	70cc			
PTS563AS	4.000"	262	1.560	3.480	5.700		-13cc	9.0	8.5	0.927	S100S8-4000-5	
PTS563A3	4.030"	266						9.1	8.6		S100S8-4030-5	
PTS563A6	4.060"	270						9.2	8.7		S100S8-4060-5	
PTS564AS	4.000"	262						9.8	9.2		S100S8-4000-5	
PTS564A3	4.030"	266						9.9	9.3		S100S8-4030-5	
PTS564A6	4.060"	270						10.0	9.4		S100S8-4060-5	

Chevy 3.8L I67 V6 3800 Series

Kit Part #	Bore	Cub. In.	Comp. Ht.	Stroke	Rod	Avg. Wt.	Volume	56cc	62cc	Pin Dia.	Ringset (Included)	Repl. Piston					
PTS565AS	3.800	231	1.205	3.400	5.960		-20.000	8.25	7.79	0.905							
PTS565A1	3.810	232						8.28	7.82								
PTS565A2	3.820	233						8.31	7.85		3820H						
PTS565A3	3.830	235					8.35	7.88		3830H							
PTS566AS	3.800	231	1.205	3.400	5.960		-14.000	8.79	8.26	0.905							
PTS566A1	3.810	232						8.82	8.29								
PTS566A2	3.820	233						8.86	8.33		3820H						
PTS566A3	3.830	235						8.90	8.36		3830H						
PTS567AS	3.800	231						1.205	3.400		5.960	-4.000	9.88	9.20	0.905		
PTS567A1	3.810	232											9.92	9.24			
PTS567A2	3.820	233	9.96	9.28	3820H												
PTS567A3	3.830	235	10.00	9.31	3830H												

Chevy 305 Small Block Flat Top • 2-Valve Pocket

Kit Part #	Bore	Cub. In.	Comp. Ht.	Stroke	Rod	Avg. Wt.	Volume	64cc	67cc	Pin Dia.	Ringset (Included)	Repl. Piston
PTS526A3	3.766	310	1.560	3.480	5.700		-5.4cc	9.1	8.8	0.927	3766H	5526A3
PTS526A6	3.796	315						9.2	8.9		3796H	5014A6

Chevy 350 23° Small Block Flat Top • 2-Valve Pockets

Kit Part #	Bore	Cub. In.	Comp. Ht.	Stroke	Rod	Avg. Wt.	Volume	64cc	67cc	Pin Dia.	Ringset (Included)	Repl. Piston				
PTS503AS	4.000	300	1.560	3.480	5.700		-5cc	9.7:1	9.4:1	0.927	S100S8-4000-5	5503AS				
PTS503A3	4.030	355						9.8:1	9.5:1		S100S8-4030-5	5503A3				
PTS503A4	4.040	357						9.8:1	9.5:1		S100S8-4040-5	5503A4				
PTS503A6	4.060	360						10.0:1	9.7:1		S100S8-4060-5	5503A6				
PTS504AS	4.000	381	1.425	3.750	5.700	-5cc	10.3:1	10.0:1	0.927	S100S8-4000-5	5504AS					
PTS504A3	4.030	383					10.5:1	10.2:1		S100S8-4030-5	5504A3					
PTS504A4	4.040	385					10.5:1	10.2:1		S100S8-4040-5	5504A4					
PTS504A6	4.060	388					10.7:1	10.3:1		S100S8-4060-5	5504A6					
PTS505A3	4.030	355					1.260	3.480		6.000	-5cc	9.8:1	9.5:1	0.927	S100S8-4030-5	5505A3
PTS505A4	4.040	357										9.8:1	9.5:1		S100S8-4040-5	5505A4
PTS505A6	4.060	360	10.0:1	9.7:1	S100S8-4060-5	5505A6										
PTS506A3	4.030	357	1.125	3.500	6.125	-5cc	9.9:1	9.6:1	0.927	S100S8-4030-5	5506A3					
PTS506A4	4.040	359					9.9:1	9.6:1		S100S8-4040-5	5506A4					
PTS506A6	4.060	362					10.1:1	9.7:1		S100S8-4060-5	5506A6					
PTS506A3	4.030	383					10.5:1	10.2:1		S100S8-4030-5	5506A3					
PTS506A4	4.040	385					10.5:1	10.2:1		S100S8-4040-5	5506A4					
PTS506A6	4.060	388					10.7:1	10.3:1		S100S8-4060-5	5506A6					

Chevy 350 23° Small Block Reverse Dome

Kit Part #	Bore	Cub. In.	Comp. Ht.	Stroke	Rod	Avg. Wt.	Volume	64cc	67cc	Pin Dia.	Ringset (Included)	Repl. Piston
PTS508A3	4.030	355	1.560	3.480	5.700		-15cc	9.1	8.8	0.927	S100S8-4030-5	5508A3
PTS508A4	4.040	357						9.1	8.8		S100S8-4040-5	5508A4
PTS508A6	4.060	360						9.2	8.9		S100S8-4060-5	5508A6
PTS533A3	4.030	383	1.425	3.750	5.700		-20cc	9.2	9.0	0.927	S100S8-4030-5	5533A3
PTS533A4	4.040	385						9.3	9.1		S100S8-4040-5	5533A4
PTS533A6	4.060	388						9.4	9.2		S100S8-4060-5	5533A6
PTS509A3	4.030	355	1.260	3.480	6.000	-15cc	9.1	8.8	0.927	S100S8-4030-5	5509A3	
PTS509A4	4.040	357					9.1	8.8		S100S8-4040-5	5509A4	
PTS509A6	4.060	360					9.2	8.9		S100S8-4060-5	5509A6	
PTS534A3	4.030	383	1.125	3.750	6.000	-20cc	9.2	9.0	0.927	S100S8-4030-5	5534A3	
PTS534A4	4.040	385					9.3	9.1		S100S8-4040-5	5534A4	
PTS534A6	4.060	388					9.4	9.2		S100S8-4060-5	5534A6	

Chevy 350 23° Small Block • Hollow Dome

Kit Part #	Bore	Cub. In.	Comp. Ht.	Stroke	Rod	Avg. Wt.	Volume	64cc	67cc	Pin Dia.	Ringset (Included)	Repl. Piston
PTS502A3	4.030	355	1.560	3.480	5.700		8cc	12.0	11.5	0.927	S100S8-4030-5	5502A3
PTS502A4	4.040	357						12.1	11.5		S100S8-4040-5	5502A4
PTS502A6	4.060	360						12.2	11.7		S100S8-4060-5	5502A6
PTS545A3	4.030	383	1.425	3.750	5.700		8cc	13.1	12.6	0.927	S100S8-4030-5	5545A3
PTS545A4	4.040	384						13.2	12.7		S100S8-4040-5	5545A4
PTS545A6	4.060	388						13.3	12.8		S100S8-4060-5	5545A6



Chevy 400 23° Small Block Flat Top • 2-Valve Pockets

Kit Part #	Bore	Cubic Inch	Comp. Ht.	Stroke	Rod	Avg. Wt.	Volume	Compression Ratio At: 64cc	67cc	Pin Diameter	Ringset (Included)	Repl. Piston
PTS525AS	4.125	400	1.125	3.750	6.000		-5cc	11.4	11.1	0.927	S100S8-4125-5	5525AS
PTS525A3	4.155	406						11.6	11.2		S100S8-4155-5	5525A3
PTS525A4	4.165	408						11.6	11.2		S100S8-4165-5	5525A4
PTS507A3	4.155	377	1.560	3.480	5.700		-5cc	10.8	10.5	0.927	S100S8-4155-5	5507A3
PTS507A4	4.165	379						10.9	10.5		S100S8-4165-5	5507A4
PTS507A3	4.155	407	1.560	3.750	5.565		-5cc	11.6	11.1	0.927	S100S8-4155-5	5507A3
PTS507A4	4.165	409						11.6	11.2		S100S8-4165-5	5507A4
PTS510AS	4.125	400	1.425	3.750	5.700		-5cc	11.6	11.1	0.927	S100S8-4125-5	5510AS
PTS510A3	4.155	407						11.6	11.2		S100S8-4155-5	5510A3
PTS510A4	4.165	409						11.6	11.2		S100S8-4165-5	5510A4

Chevy 400 23° Small Block • Hollow Dome

Kit Part #	Bore	Cubic Inch	Comp. Ht.	Stroke	Rod	Avg. Wt.	Volume	Compression Ratio At: 64cc	67cc	Pin Diameter	Ringset (Included)	Repl. Piston
PTS535AS	4.125	400	1.125	3.750	6.000		8cc	13.3	12.7	0.927	S100S8-4125-5	5535A3
PTS535A3	4.155	407						13.5	12.9		S100S8-4155-5	5535A3
PTS535A4	4.165	409						13.6	13.0		S100S8-4165-5	5535A3

Chevy 400 23° Small Block • Reverse Dome

Kit Part #	Bore	Cubic Inch	Comp. Ht.	Stroke	Rod	Avg. Wt.	Volume	Compression Ratio At: 64cc	67cc	Pin Diameter	Ringset (Included)	Repl. Piston
PTS546AS	4.125"	400	1.125	3.750	6.000		-11cc	10.8	10.4	0.927	S100S8-4125-5	5546AS
PTS546A1	4.135"	407						10.9	10.5		S100S8-4135-5	5546A1
PTS546A3	4.155	409						11.0	10.6		S100S8-4155-5	5546A3
PTS547AS	4.125"	414	1.062	3.875	6.000		-15cc	10.6	10.3	0.927	S100S8-4125-5	5547AS
PTS547A1	4.135"	416						10.7	10.4		S100S8-4135-5	5547A1
PTS547A3	4.155	420						10.8	10.5		S100S8-4155-5	5547A3
PTS561AS	4.125	400	1.425	3.750	5.700		-10cc	10.6	10.3	0.927	S100S8-4125-5	
PTS561A1	4.135	402						10.7	10.4		S100S8-4135-5	
PTS561A3	4.155	406						10.8	10.5		S100S8-4155-5	
PTS561A4	4.165	408						10.8	10.5		S100S8-4165-5	

Chevy LS Series +4cc Domed • .945 OEM Pin Dia. • w/ 1/16 x 1/16 x 3mm rings

Kit Part #	Bore	Cubic Inch	Comp. Ht.	Stroke	Rod	Avg. Wt.	Volume	Compression Ratio At: 65cc	Pin Diameter	Ringset (Included)	Repl. Piston
PTS523A903	3.903	347	1.335	3.622	6.098		4cc	10.7	0.945	3910HF	5523A903
PTS523AS	4.000	364						11.0		4005HF	5523AS
PTS523A3	4.030	370						11.2		4035HF	5523A3
PTS523A6	4.060	347						11.4		4060HF	5523A6

Chevy 396 Big Block Domed • Closed Chamber

Kit Part #	Bore	Cubic Inch	Comp. Ht.	Stroke	Rod	Avg. Wt.	Volume	Compression Ratio At: 96cc	104cc	Pin Diameter	Ringset (Included)	Repl. Piston
PTS548A3	4.125	402	1.760	3.766	6.135		21cc	10.8	9.9	0.990	S100S8-4125-5	5548AS
PTS548A4	4.135	405						10.8	10.0		S100S8-4135-5	5548A1
PTS548A6	4.155	408						10.9	10.0		S100S8-4155-5	5548A3
PTS519A3	4.125	402	1.760	3.766	6.135		38cc	13.2	11.9	0.990	S100S8-4125-5	5519A3
PTS519A6	4.155	408						13.4	12.1		S100S8-4155-5	5519A6

Chevy 396 Big Block Domed • Resto Mod

Kit Part #	Bore	Cubic Inch	Comp. Ht.	Stroke	Rod	Avg. Wt.	Volume	Compression Ratio At: 96cc	104cc	Pin Diameter	Ringset (Included)	Repl. Piston
PTS560AS	4.125	402	1.760	3.766	6.135		24cc	11.7	10.2	0.990	S100S8-4125-5	
PTS560A1	4.135	404						11.2	10.3		S100S8-4135-5	
PTS560A3	4.155	408						11.3	10.4		S100S8-4155-5	

Chevy 427 Big Block Domed • Resto Mod

Kit Part #	Bore	Cubic Inch	Comp. Ht.	Stroke	Rod	Avg. Wt.	Volume	Compression Ratio At: 107cc	Pin Diameter	Ringset (Included)	Repl. Piston
PTS562AS	4.280	433	1.760	3.766	6.135		15cc	9.7	0.990	S100S8-4280-5	
PTS562A3	4.310	440						9.9		S100S8-4310-5	
PTS562A4	4.320	441						9.9		4320H	

Chevy 427 Big Block Domed • Closed Chamber

Kit Part #	Bore	Cubic Inch	Comp. Ht.	Stroke	Rod	Avg. Wt.	Volume	Compression Ratio At: 107cc	Pin Diameter	Ringset (Included)	Repl. Piston
PTS520AS	4.250	427	1.760	3.766	6.135		21cc	10.1	0.990	4250H	5520AS
PTS520A3	4.280	433						10.2		S100S8-4280-5	5520A3
PTS520A6	4.310	439						10.3		S100S8-4310-5	5520A6

PRO TRU STREET SERIES



Chevy 454 Big Block • Open Chamber Flat Top

Kit Part #	Bore	Cubic Inch	Comp. Ht.	Stroke	Rod	Avg. Wt.	Volume	Compression Ratio At:		Pin Diameter	Ringset (Included)	Repl. Piston
								112cc	119cc			
<i>Compression ratios based on .020 deck</i>												
PTS516AS	4.250	482	1.270	4.250	6.385		-3cc	8.6	8.2	0.990	4250H	5516AS
PTS516A1	4.260	485						8.6	8.2		4260H	5516A1
PTS516A3	4.280	489						8.7	8.3		S100S8-4280-5	5516A3
PTS516A6	4.310	496						8.8	8.4		S100S8-4310-5	5516A6
PTS516A7	4.320	498						8.8	8.4		4320H	5516A7

Chevy 454 Big Block • Open Chamber Hollow Dome

Kit Part #	Bore	Cubic Inch	Comp. Ht.	Stroke	Rod	Avg. Wt.	Volume	Compression Ratio At:		Pin Diameter	Ringset (Included)	Repl. Piston
								112cc	119cc			
<i>Compression ratios based on .020 deck</i>												
PTS514AS	4.250	454	1.645	4.000	6.135		21cc	9.8	9.3	0.990	4250H	5514AS
PTS514A1	4.260	456						9.8	9.3		4260H	5514A1
PTS514A3	4.280	460						9.9	9.4		S100S8-4280-5	5514A3
PTS514A6	4.310	467						10.0	9.5		S100S8-4310-5	5514A6
PTS549AS	4.250	454	1.395	4.000	6.385		32cc	10.8	10.2	0.990	4250H	5549AS
PTS549A1	4.260	456						10.9	10.2		4260H	5549A3
PTS549A3	4.280	460						10.9	10.3		S100S8-4280-5	5549A6
PTS549A6	4.310	467						11.1	10.4		S100S8-4310-5	5549A100
PTS549A100	4.310											

Chevy 502 Big Block • Open Chamber Flat Top

Kit Part #	Bore	Cubic Inch	Comp. Ht.	Stroke	Rod	Avg. Wt.	Volume	Compression Ratio At:		Pin Diameter	Ringset (Included)	Repl. Piston
								112cc	119cc			
<i>Compression ratios based on .020 deck</i>												
PTS517AS	4.470	502	1.645	4.000	6.135		-3cc	8.8	8.4	0.990	S100S8-4470-5	5517AS
PTS517A3	4.500	509						8.9	8.5		S100S8-4500-5	5517A3
PTS517A6	4.530	516						10.0	8.6		S100S8-4530-5	5517A6

Chevy 502 Big Block • Open Chamber Domed

Kit Part #	Bore	Cubic Inch	Comp. Ht.	Stroke	Rod	Avg. Wt.	Volume	Compression Ratio At:		Pin Diameter	Ringset (Included)	Repl. Piston
								112cc	119cc			
<i>Compression ratios based on .012 deck</i>												
PTS550A3	4.500	556	1.215	4.375	6.385		12cc	11.0	10.4	0.990	S100S8-4500-5	5550A3
PTS550A6	4.530	565						11.1	10.5		S100S8-4530-5	5550A6
PTS551A100	4.600	582	1.215	4.375	6.385		8cc	11.0	10.5	0.990	S100S8-4600-5	5551A100
PTS551A125	4.625	588						11.1	10.6		J100S8-4625-5	5551A125

Chevy Vortec 8.1 Flat Top • GEN 7 • Non-stock .990 pin dia. (also fits Marine appl.)

Kit Part #	Bore	Cubic Inch	Comp. Ht.	Stroke	Rod	Avg. Wt.	Volume	Compression Ratio At:		Pin Diameter	Ringset (Included)	Repl. Piston
								118cc				
<i>Stock Rod - 6.693 Designed to work with an aftermarket 6.700 rod length .990 Pin dia.</i>												
PTS524AS	4.255	497	1.340	4.370	6.700		-2cc	8.8		0.990	4260H	5524AS
PTS524A3	4.280	503						8.9			S100S8-4280-5	5524A3
PTS524A4	4.290	505						9.0			S100S8-4285-5	5524A3

Chevy 502 Cubic Inch • Mini Dome (also fits Marine appl. 8.2L /502ci)

Kit Part #	Bore	Cubic Inch	Comp. Ht.	Stroke	Rod	Avg. Wt.	Volume	Compression Ratio At:		Pin Diameter	Ringset (Included)	Repl. Piston
								119cc				
<i>Compression ratios based on .020 deck</i>												
PTS518AS	4.470	502	1.645	4.000	6.135		3.8cc	8.8		0.990	S100S8-4470-5	5518AS
PTS518A3	4.500	509						8.9			S100S8-4500-5	5518A3
PTS518A6	4.530	516						9.0			S100S8-4530-5	5518A6

Chevy Big Block 454 Dome

Kit Part #	Bore	Cubic Inch	Comp. Ht.	Stroke	Rod	Avg. Wt.	Volume	Compression Ratio At:		Pin Diameter	Ringset (Included)	Repl. Piston
								112cc	119cc			
<i>Note: Big Block Chevy 15cc and 21cc domes are solid and may be cut to flat tops. (2.76 grams per cc) Approximately 2.7cc's lost for every .025 cut from dome rise.</i>												
<i>Compression ratios based on .020 deck</i>												
PTS522AS	4.250	482	1.270	4.250	6.385		21cc	10.4	9.8	0.990	4250H	5522AS
PTS522A3	4.280	489						10.5	9.9		S100S8-4280-5	5522A3
PTS522A6	4.310	496						10.6	10.0		S100S8-4310-5	5522A6

Chevy Big Block 502 Dome

Kit Part #	Bore	Cubic Inch	Comp. Ht.	Stroke	Rod	Avg. Wt.	Volume	Compression Ratio At:		Pin Diameter	Ringset (Included)	Repl. Piston
								112cc	119cc			
<i>Note: Big Block Chevy 15cc and 21cc domes are solid and may be cut to flat tops. (2.76 grams per cc) Approximately 2.7cc's lost for every .025 cut from dome rise.</i>												
PTS521A3	4.500	540	1.270	4.250	6.385		15cc	11.1	10.5	0.990	S100S8-4500-5	5521A3
PTS521A6	4.530	548						11.1	10.5		S100S8-4530-5	5521A6



CHRYSLER

Chrysler 225 Slant 6 Flat Top (w/ 1.0, 1.2, 2.8mm rings)

Kit Part #	Bore	Cubic Inch	Comp. Ht.	Stroke	Rod	Avg. Wt.	Volume	Compression Ratio At:		Pin Diameter	Ringset (Included)	Repl. Piston
								54cc	64cc			
PTS536A25	3.425	228	1.625	4.125	7.005		-6cc	10.3		0.901	8700XX	5536A25
PTS536A45	3.445	231						10.3			8750XX	5536A45

Chrysler 318 Flat Top (w/ 5/64 x 5/64 x 3/16 rings)

Kit Part #	Bore	Cubic Inch	Comp. Ht.	Stroke	Rod	Avg. Wt.	Volume	Compression Ratio At:		Pin Diameter	Ringset (Included)	Repl. Piston
								62cc	64cc			
PTS529AS	3.910	323	1.800	3.310	6.123		-5cc	9.6	9.4	0.984	3910VK	5529A3
PTS529A3	3.940	325						9.7	9.5		3940VK	5529A4

Chrysler 360 Flat Top

Kit Part #	Bore	Cubic Inch	Comp. Ht.	Stroke	Rod	Avg. Wt.	Volume	Compression Ratio At:		Pin Diameter	Ringset (Included)	Repl. Piston
								65cc	68cc			
PTS527AS	4.000	360	1.665	3.580	6.123		-5cc	10.3	10.0	0.984	S100S8-4000-5	5527AS
PTS527A3	4.030	365						10.5	10.1		S100S8-4030-5	5527A3

Chrysler 340/360 Flat Top • 4.000 Stroker Crank

Kit Part #	Bore	Cubic Inch	Comp. Ht.	Stroke	Rod	Avg. Wt.	Volume	Compression Ratio At:		Pin Diameter	Ringset (Included)	Repl. Piston
								65cc	68cc			
PTS528A3	4.030	408	1.460	4.000	6.123		-5cc	11.5	11.0	0.984	S100S8-4030-5	5528A3
PTS528A4	4.040	410						11.5	11.1		S100S8-4040-5	5528A4
PTS528A6	4.060	414						11.6	11.2		S100S8-4060-5	5528A6

Chrysler 440 Flat Top

Kit Part #	Bore	Cubic Inch	Comp. Ht.	Stroke	Rod	Avg. Wt.	Volume	Compression Ratio At:		Pin Diameter	Ringset (Included)	Repl. Piston
								78cc	88cc			
PTS531AS	4.320	440	2.050	3.750	6.760		-4cc	10.7	9.8	1.094	4320H	5531AS
PTS531A3	4.350	446						10.9	9.9		4350H	5531A3
PTS531A55	4.375	451						11.0	10.0		S100S8-4375-5	5531A55

Chrysler 440 Flat Top • 4.150 Stroker Crank • OEM and Indy Cyl. Heads

Kit Part #	Bore	Cubic Inch	Comp. Ht.	Stroke	Rod	Avg. Wt.	Volume	Compression Ratio At:		Pin Diameter	Ringset (Included)	Repl. Piston
								78cc	88cc			
PTS532A3	4.350	493	1.850	4.150	6.760		-6.3	11.5	10.5	0.990	4350H	5532A3
PTS532A55	4.375	499						11.6	10.6		S100S8-4375-5	5532A55

FORD

Ford Windsor 289 / 302 Flat Top

Kit Part #	Bore	Cubic Inch	Comp. Ht.	Stroke	Rod	Avg. Wt.	Volume	Compression Ratio At:		Pin Diameter	Ringset (Included)	Repl. Piston
								60cc	70cc			
<i>Compression ratios based on 0 deck</i>												
PTS500A3	4.030	306	1.600	3.000	5.090		-7cc	9.3	8.3	0.912	S100S8-4030-5	5500A3
PTS500A4	4.040	308						9.3	8.3		S100S8-4040-5	5500A4

Ford Windsor 289 / 302 Reverse Dome

Kit Part #	Bore	Cubic Inch	Comp. Ht.	Stroke	Rod	Avg. Wt.	Volume	Compression Ratio At:		Pin Diameter	Ringset (Included)	Repl. Piston
								60cc	70cc			
<i>Compression ratios based on 0 deck</i>												
PTS513A3	4.030	306	1.600	3.000	5.090		-10cc	9.0	8.0	0.912	S100S8-4030-5	5513A3
PTS513A4	4.040	308						9.0	8.0		S100S8-4040-5	5513A4
<i>Compression ratios based on 0.010 deck</i>												
PTS552A125	4.125	363	1.090	3.400	5.400		-14cc	9.7	8.8	0.927	S100S8-4125-5	5552A125
PTS552A155	4.155	368						9.8	9.0		S100S8-4155-5	5552A155

Ford Windsor 302 Stroker Flat Top

Kit Part #	Bore	Cubic Inch	Comp. Ht.	Stroke	Rod	Avg. Wt.	Volume	Compression Ratio At:		Pin Diameter	Ringset (Included)	Repl. Piston
								60cc	70cc			
<i>Compression ratios based on 0 deck</i>												
PTS511A3	4.030	347	1.090	3.400	5.400		-7cc	10.4	9.3	0.927	S100S8-4030-5	5511A3
PTS511A4	4.040	349						10.4	9.3		S100S8-4040-5	5511A4
PTS512A3	4.030	332	1.165	3.250				10.0	9.0		S100S8-4030-5	5512A3
PTS512A4	4.040	333			10.0	9.0	S100S8-4040-5	5512A4				

Ford Windsor 351 Flat Top

Kit Part #	Bore	Cubic Inch	Comp. Ht.	Stroke	Rod	Avg. Wt.	Volume	Compression Ratio At:		Pin Diameter	Ringset (Included)	Repl. Piston
								60cc	70cc			
<i>Compression ratios based on .020 deck</i>												
PTS501A3	4.030	357	1.769	3.500	5.954		-7cc	10.7	9.6	0.912	S100S8-4030-5	5501A3
PTS501A4	4.040	359						10.9	9.7		S100S8-4040-5	5501A4
PTS500A3	4.030	392	1.600	3.850				11.1	10.0		S100S8-4030-5	5500A3
PTS500A4	4.040	394			11.1	10.0	S100S8-4040-5	5500A4				

PRO TRU STREET SERIES



FORD

Ford Windsor 351 Reverse Dome

Kit Part #	Bore	Cubic Inch	Comp. Ht.	Stroke	Rod	Avg. Wt.	Volume	Compression Ratio At:		Pin Diameter	Ringset (Included)	Repl. Piston
								60cc	70cc			
<i>Compression ratios based on .020 deck</i>												
PTS553A3	4.030	408	1.280	4.000	6.200		-15cc	10.5	9.5	0.927	S100S8-4030-5	5553A3
PTS553A4	4.040	410						10.6	9.6		S100S8-4040-5	5553A4
PPTS553A6	4.060	414						10.7	9.7		S100S8-4060-5	5553A6
PTS554A125	4.125	427	1.280	4.000	6.200		-19cc	10.5	9.6	0.927	S100S8-4125-5	5554A125
PTS554A155	4.155	433						10.6	9.7		S100S8-4155-5	5554A155

Ford Cleveland 351 Flat Top

Kit Part #	Bore	Cubic Inch	Comp. Ht.	Stroke	Rod	Avg. Wt.	Volume	Compression Ratio At:		Pin Diameter	Ringset (Included)	Repl. Piston
								60cc	70cc			
<i>Compression ratios based on .020 deck</i>												
PTS515A3	4.030	357	1.647	3.500	5.788		-3cc	11.0	9.8	0.912	S100S8-4030-5	5515A3
PTS515A4	4.040	358						11.0	9.8		S100S8-4040-5	5515A4

Ford Cleveland 351 Flat Top

Kit Part #	Bore	Cubic Inch	Comp. Ht.	Stroke	Rod	Avg. Wt.	Volume	Compression Ratio At:		Pin Diameter	Ringset (Included)	Repl. Piston
								60cc	70cc			
<i>Compression ratios based on .020 deck</i>												
PTS568AS	4.250	482	1.330	4.250	6.490		-6cc	11.2	9.5	0.975	4250H	
PTS568A2	4.270	486	1.330	4.250	6.490			11.3	9.6		Call	
PTS568A3	4.280	489	1.330	4.250	6.490			11.4	9.6		S100S8-4280-5	
PTS569AS	4.250	482	1.330	4.250	6.490		-19cc	9.4	8.2	0.975	4250H	
PTS569A3	4.280	489	1.330	4.250	6.490			9.5	8.3		S100S8-4280-5	
PTS570AS	4.250	482	1.775	4.250	6.490		-10cc	10.8	9.2	0.975	4250H	
PTS570A3	4.280	489	1.775	4.250	6.490			10.9	9.3		S100S8-4280-5	
PTS571A3	4.280	489	1.675	4.250	6.490			10.4	8.9		S100S8-4280-5	

Ford 460 Flat Top (also fits Marine appl.) 7.5L

Kit Part #	Bore	Cubic Inch	Comp. Ht.	Stroke	Rod	Avg. Wt.	Volume	Compression Ratio At:		Pin Diameter	Ringset (Included)	Repl. Piston
								75cc	95cc			
<i>(PT074H3, Will not fit M6049-SCJ Heads)</i>												
PTS530AS	4.360"	460	1.756	3.850	6.605		-5.4cc	11.4	9.5	1.040	4360H	5530AS
PTS530A3	4.390"	466						11.5	9.6		S100S8-4390-5	5530A3
PTS530A6	4.420"	472						11.6	9.7		Call	5530A6
PTS572A3	4.390	520	1.345	4.300	6.800		-25	10.1	8.8	0.990	S100S8-4390-5	
PTS573A3	4.390	500	1.420	4.125	6.800		-20	10.2	8.8	0.990	S100S8-4390-5	
PTS573A8	4.440	510	1.420	4.125	6.800		-20	10.4	8.9	0.990	S100S8-4440-5	
PTS574A8	4.440	514	1.420	4.150	6.800		-5.4	11.8	10.0		S100S8-4440-5	
PTS575A3	4.390	544	1.345	4.500	6.800		-5.4	12.5	10.5	0.990	S100S8-4390-5	
PTS575A8	4.440	557	1.345	4.500	6.800		-5.4	12.7	10.7	0.990	S100S8-4440-5	

Ford Flathead

Kit Part #	Bore	Cubic Inch	Comp. Ht.	Stroke	Rod	Avg. Wt.	Volume	Compression Ratio At:		Pin Diameter	Ringset (Included)	Repl. Piston
								60cc	74cc			
<i>(Compression Ratio Calculated at .030" Gasket)</i>												
PTS576AS	3.313		1.561	3.750	7.000		13.5	7.7	6.7	0.750		
PTS576A35	3.344	263	1.561	3.750	7.000		13.5	7.8	6.8	0.750		
PTS576A625	3.375	268	1.561	3.750	7.000		13.5	7.9	6.9	0.750		
PTS577AS	3.313	275	1.436	4.000	7.000		13.5	8.1	7.1	0.750		
PTS577A35	3.344	281	1.436	4.000	7.000		13.5	8.3	7.2	0.750		
PTS577A625	3.375	286	1.436	4.000	7.000		13.5	8.4	7.3	0.750		
PTS578AS	3.313	284	1.374	4.125	7.000		13.5	8.4	7.3	0.750		
PTS578A35	3.344	289	1.374	4.125	7.000		13.5	8.5	7.4	0.750		
PTS578A625	3.375	295	1.374	4.125	7.000		13.5	8.6	7.5	0.750		
PTS579AS	3.313	293	1.311	4.250	7.000		13.5	8.6	7.4	0.750		

JEEP

Jeep 4.0L Inline 6

Kit Part #	Bore	Cubic Inch	Comp. Ht.	Stroke	Rod	Avg. Wt.	Volume	Compression Ratio At:		Pin Diameter	Ringset (Included)	Repl. Piston
								58cc				
PTS582AS	3.875	243	1.581	3.440	5.875		-10.5	9.5		0.931		
PTS582A3	3.905	247	1.581	3.440	5.875		-10.5	9.6				
PTS582A4	3.915	248	1.581	3.440	5.875		-10.5	9.6				
PTS582A6	3.935	251	1.581	3.440	5.875		-10.5	9.7				

OLDSMOBILE

Oldsmobile 455 Reverse Dome

Kit Part #	Bore	Cubic Inch	Comp. Ht.	Stroke	Rod	Avg. Wt.	Volume	Compression Ratio At:		Pin Diameter	Ringset (Included)	Repl. Piston
								77cc	80cc			
PTS537AS	4.125	455	1.750	4.250	6.735		-15cc	10.2	9.9	0.980	S100S8-4125-5	5537AS
PTS537A3	4.155	461						10.3	10.0		S100S8-4155-5	5537A3



SPORT COMPACT SERIES

MODERN DAY 4 & 6 CYLINDER HIGH PERFORMANCE PISTONS



SPORT COMPACT SERIES

● 2618 AEROSPACE ALLOY FOR SUPERIOR STRENGTH TO WEIGHT RATIO

● HD SEVERE DUTY FORGING AVAILABLE FOR HEAVY HORSEPOWER APPLICATIONS



● ArmorPlating™ AVAILABLE ON SELECT APPLICATIONS

● STRUTTED FORGING FOR IMPROVED STRENGTH



ArmorGlide® SKIRT COATING

● INCREASES POWER AND REDUCES PISTON ROCK.



ACURA / HONDA

Honda B16A • Civic SI 1993-2001 (must use at least a .040 thick gasket)

Table with columns: Kit Part #, Bore mm / Inch, Oversize, Stroke, Rod, Comp. Ht., Head cc's, Volume, Gasket Thickness, Deck Clearance, Block Ht., Comp. Ratio, Pin Part # (Included), Ringset (Included), Avg. Wt., Foot note. Includes sub-sections for .225 wall tool steel pin and .200 wall tool steel pin.

Honda B16A • Civic SI 1993-2001 (must use at least a .040 thick gasket) • NEW HD FORGING

Table with columns: Kit Part #, Bore mm / Inch, Oversize, Stroke, Rod, Comp. Ht., Head cc's, Volume, Gasket Thickness, Deck Clearance, Block Ht., Comp. Ratio, Pin Part # (Included), Ringset (Included), Avg. Wt., Foot note. Focuses on NEW HD FORGING parts.

Honda B17A1 • Integra GSR 1992-1993 (must use at least .040 thick gasket)

Table with columns: Kit Part #, Bore mm / Inch, Oversize, Stroke, Rod, Comp. Ht., Head cc's, Volume, Gasket Thickness, Deck Clearance, Block Ht., Comp. Ratio, Pin Part # (Included), Ringset (Included), Avg. Wt., Foot note.


Honda B17A1 • Integra GSR 1992-1993 (must use at least .040 thick gasket) • NEW HD FORGING

Kit Part #	Bore mm / Inch	Oversize	Stroke	Rod	Comp. Ht.	Head cc's	Volume	Gasket Thickness	Deck Clearance	Block Ht.	Comp. Ratio	Pin Part # (Included)	Ringset (Included)	Avg. Wt.	Foot note
K715M825	82.50 / 3.248		3.205 81.4mm	5.208 132.3mm	1.181 30mm	42.7	5cc	0.040 1.0mm	.0005 .013mm	7.992 203mm	11.1	S561 21mm - .827 x 2.002	8250XX		
K715M83	83.00 / 3.268						5cc				11.2		8300XX		
K715M835	83.50 / 3.287						5cc				11.3		8350XX		
K715M84	84.00 / 3.307						5cc				11.4		8400XX		
K715M845	84.50 / 3.327						5cc				11.5		8450XX		
K715M85	85.00 / 3.346		5cc	11.6	8500XX										
K716M825	82.50 / 3.248		3.205 81.4mm	5.208 132.3mm	1.181 30mm	42.7	-2.4cc	0.040 1.0mm	.0005 .013mm	7.992 203mm	9.6	S733 21mm - .827 x 2.002	8250XX		
K716M83	83.00 / 3.268						-2.4cc				9.7		8300XX		
K716M835	83.50 / 3.287						-2.4cc				9.8		8350XX		
K716M84	84.00 / 3.307						-2.4cc				9.9		8400XX		
K716M845	84.50 / 3.327						-2.4cc				10		8450XX		
K716M85	85.00 / 3.346		-2.4cc	10.1	8500XX										

Honda B18A1/B1 • Integra 1990-2001 *84.00mm and larger require sleeved engine block Optional K1 Rod for B18A1/B1, B20B Series: Part #015BR16137

K541M81AP	81.00 / 3.189	Std.	3.504 89mm	5.394 137mm	1.181 30mm	45.0	-12cc	0.030 .76mm	.020 .50mm	8.347 212mm	8.2	S656 21mm - .827 x 2.002	8100XX	280	1, 3
K541M8125AP	81.25 / 3.199	0.010									8.3		8125XX	281	
K541M815AP	81.50 / 3.209	0.020									8.3		8150XX	285	
K541M82AP	82.00 / 3.228	0.040									8.4		8200XX	296	

Includes .225 wall tool steel pin

K673M81AP	81.00 / 3.189	Std.	3.504 89mm	5.394 137mm	1.181 30mm	45.0	-8cc	0.030 .76mm	.020 .50mm	8.347 212mm	8.5	S733 21mm - .827 x 2.002	8100XX	289	1, 2, 3
K673M815AP	81.50 / 3.209	0.020									8.6		8150XX	295	
K673M82AP	82.00 / 3.228	0.040									8.7		8200XX	303	

Includes .200 wall tool steel pin

K649M84	84.00 / 3.307	0.080	3.504 89mm	5.394 137mm	1.181 30mm	45.0	-10cc	0.030 .76mm	.020 .50mm	8.347 212mm	8.8	S750 21mm - .827 x 2.362	8400XX	320	1, 3
K649M845	84.50 / 3.327	0.100									8.9		8450XX	326	
K649M85	85.00 / 3.346	0.120									8.9		8500XX	332	
K542M81AP	81.00 / 3.189	Std.	3.504 89mm	5.394 137mm	1.175 29.85mm	45.0	-2.4cc FT	0.030 .76mm	.026 .66mm	8.347 212mm	9.4	S656 21mm - .827 x 2.002	8100XX	280	1, 3
K542M8125AP	81.25 / 3.199	0.010									9.4		8125XX	281	
K542M815AP	81.50 / 3.209	0.020									9.5		8150XX	285	
K542M82AP	82.00 / 3.228	0.040									9.6		8200XX	296	
K623M84	84.00 / 3.307	0.080	3.504 89mm	5.394 137mm	1.181 30mm	45.0	-2.3cc FT	0.030 .76mm	.020 .50mm	8.347 212mm	9.9	S656 21mm - .827 x 2.002	8400XX	296	1, 3
K623M845	84.50 / 3.327	0.100									10.0		8450XX	302	
K566M81AP	81.00 / 3.189	Std.	3.504 89mm	5.394 137mm	1.185 30.1mm	45.0	5cc	0.030 .76mm	.016 .40mm	8.347 212mm	11.0	S656 21mm - .827 x 2.002	8100XX	275	1, 2, 3
K566M8125AP	81.25 / 3.199	0.010									11.0		8125XX	279	
K566M815AP	81.50 / 3.209	0.020									11.1		8150XX	281	
K566M82AP	82.00 / 3.228	0.040									11.1		8200XX	287	
K594M84AP	84.00 / 3.307	0.080	3.504 89mm	5.394 137mm	1.181 30mm	45.0	8.3cc	0.030 .76mm	.020 .50mm	8.347 212mm	12.3	S561 21mm - .827 x 2.002	8400XX	275	1, 3
K594M8425AP	84.25 / 3.317	0.090									12.3		8425XX	276	
K594M845AP	84.50 / 3.327	0.100									12.4		8450XX	279	
K594M85AP	85.00 / 3.346	0.120									12.5		8500XX	286	
K594M855AP	85.50 / 3.366	0.140									11.6		8550XX	292	
K594M86AP	86.00 / 3.386	0.160									12.7		8600XX	297	

Honda B18A1/B1 • Integra 1990-2001 • NEW HD FORGING

K715M825	82.50 / 3.248		3.504 89mm	5.394 137mm	1.181 30mm	45.0	5cc	0.030 .76mm		8.347 212mm	11.2	S656 21mm - .827 x 2.002	8250XX			
K715M83	83.00 / 3.268										11.3		S656 21mm - .827 x 2.002	8300XX		
K715M835	83.50 / 3.287										11.4		S656 21mm - .827 x 2.002	8350XX		
K715M84	84.00 / 3.307										11.5		S656 21mm - .827 x 2.002	8400XX		
K715M845	84.50 / 3.327										11.6		S656 21mm - .827 x 2.002	8450XX		
K715M85	85.00 / 3.346							11.7	S656 21mm - .827 x 2.002	8500XX						
K716M825	82.50 / 3.248		3.504 89mm	5.394 137mm	1.181 30mm	45.0	-2.4cc	0.030 .76mm		8.347 212mm	9.7	S656 21mm - .827 x 2.002	8250XX			
K716M83	83.00 / 3.268										9.8		S656 21mm - .827 x 2.002	8300XX		
K716M835	83.50 / 3.287										9.9		S656 21mm - .827 x 2.002	8350XX		
K716M84	84.00 / 3.307										10.0		S656 21mm - .827 x 2.002	8400XX		
K716M845	84.50 / 3.327										10.1		S656 21mm - .827 x 2.002	8450XX		
K716M85	85.00 / 3.346							10.2	S656 21mm - .827 x 2.002	8500XX						
K717M83	83.00 / 3.268		3.504 89mm	5.394 137mm	1.181 30mm	45.0	-10cc	0.030 .76mm		8.347 212mm	8.7	S656 21mm - .827 x 2.002	8300XX			
K717M835	83.50 / 3.287										8.8		S656 21mm - .827 x 2.002	8350XX		
K717M84	84.00 / 3.307										8.9		S656 21mm - .827 x 2.002	8400XX		
K717M845	84.50 / 3.327										9.0		S656 21mm - .827 x 2.002	8450XX		
K717M85	85.00 / 3.346										9.1		S656 21mm - .827 x 2.002	8500XX		
K718M825	82.50 / 3.248		3.504 89mm	5.394 137mm	1.181 30mm	45.0	-18cc	0.030 .76mm		8.347 212mm	7.8	S656 21mm - .827 x 2.002	8250XX			
K718M83	83.00 / 3.268										7.8		S656 21mm - .827 x 2.002	8300XX		
K718M835	83.50 / 3.287										7.9		S656 21mm - .827 x 2.002	8350XX		
K718M84	84.00 / 3.307										8.0		S656 21mm - .827 x 2.002	8400XX		
K718M845	84.50 / 3.327										8.1		S656 21mm - .827 x 2.002	8450XX		
K718M85	85.00 / 3.346							8.2	S656 21mm - .827 x 2.002	8500XX						

SEE NEXT PAGE FOR FOOTNOTE REFERENCES



ACURA / HONDA B-SERIES

Honda B18 LS VTEC (B18A1/B1 With B16A VTEC Head) *84.00mm and larger require sleeved engine block. Optional K1 Rod for B18C Series. Part # 015BS16138															
Kit Part #	Bore mm / Inch	Oversize	Stroke	Rod	Comp. Ht.	Head cc's	Volume	Gasket Thickness	Deck Clearance	Block Ht.	Comp. Ratio	Pin Part # (Included)	Ringset (Included)	Avg. Wt.	Foot note
K541M81AP	81.00 / 3.189	Std.	3.504 89mm	5.394 137mm	1.181 30mm	42.7	-12cc	0.030 .76mm	.020 .50mm	8.347 212mm	8.4	S656 21mm - .827 x 2.002	8100XX	280	1, 3
K541M8125AP	81.25 / 3.199	0.010									8.4		8125XX	281	
K541M815AP	81.50 / 3.209	0.020									8.5		8150XX	285	
K541M82AP	82.00 / 3.228	0.040									8.6		8200XX	296	
Includes .225 wall tool steel pin															
K673M81AP	81.00 / 3.189	Std.	3.504 89mm	5.394 137mm	1.181 30mm	42.7	-8cc	0.030 .76mm	.020 .50mm	8.347 212mm	9.0	S733 21mm - .827 x 2.002	8100XX	289	1, 2, 3
K673M815AP	81.50 / 3.209	0.020									9.1		8150XX	295	
K673M82AP	82.00 / 3.228	0.040									9.2		8200XX	303	
Includes .200 wall tool steel pin															
K649M84	84.00 / 3.307	0.080	3.504 89mm	5.394 137mm	1.181 30mm	42.7	-10cc	0.030 .76mm	.020 .50mm	8.347 212mm	9.3	S750 21mm - .827 x 2.362	8400XX	320	1, 3
K649M845	84.50 / 3.327	0.100									9.3		8450XX	326	
K649M85	85.00 / 3.346	0.120									9.4		8500XX	332	
K542M81AP	81.00 / 3.189	Std.	3.504 89mm	5.394 137mm	1.175 29.85mm	42.7	-2.4cc FT	0.030 .76mm	.026 .66mm	8.347 212mm	9.8	S656 21mm - .827 x 2.002	8100XX	280	1, 3
K542M8125AP	81.25 / 3.199	0.010									9.8		8125XX	281	
K542M815AP	81.50 / 3.209	0.020									9.8		8150XX	285	
K542M82AP	82.00 / 3.228	0.040									10.0		8200XX	296	
K623M84	84.00 / 3.307	0.080	3.504 89mm	5.394 137mm	1.181 30mm	42.7	-2.3cc FT	0.030 .76mm	.020 .50mm	8.347 212mm	10.5	S656 21mm - .827 x 2.002	8400XX	296	1, 3
K623M845	84.50 / 3.327	0.100									10.6		8450XX	302	
K566M81AP	81.00 / 3.189	Std.	3.504 89mm	5.394 137mm	1.185 30.1mm	42.7	5cc	0.030 .76mm	.016 .40mm	8.347 212mm	11.5	S656 21mm - .827 x 2.002	8100XX	275	1, 2, 3
K566M8125AP	81.25 / 3.199	0.010									11.6		8125XX	279	
K566M815AP	81.50 / 3.209	0.020									11.6		8150XX	281	
K566M82AP	82.00 / 3.228	0.040									11.7		8200XX	287	
K593M81AP	81.00 / 3.189	Std.	3.504 89mm	5.394 137mm	1.181 30mm	42.7	8.3cc	0.030 .76mm	.020 .50mm	8.347 212mm	12.2	S656 21mm - .827 x 2.002	8100XX	270	1, 2, 3
K593M8125AP	81.25 / 3.199	0.010									12.3		8125XX	270	
K593M815AP	81.50 / 3.209	0.020									12.3		8150XX	278	
K593M82AP	82.00 / 3.228	0.040									12.4		8200XX	281	
Honda B18 LS VTEC (B18A1/B1 With B16A VTEC Head) • NEW HD FORGING															
K715M825	82.50 / 3.248		3.504 89mm	5.394 137mm	1.181 30mm	42.7	5cc	.030		8.347 212mm	11.7	S561 21mm - .827 x 2.002	8250XX		
K715M83	83.00 / 3.268										11.8		8300XX		
K715M835	83.50 / 3.287										11.9		8350XX		
K715M84	84.00 / 3.307										12.0		8400XX		
K715M845	84.50 / 3.327										12.1		8450XX		
K715M85	85.00 / 3.346		12.2	8500XX											
K716M825	82.50 / 3.248		3.504 89mm	5.394 137mm	1.181 30mm	42.7	-2.4cc	.030		8.347 212mm	10.2	S733 21mm - .827 x 2.002	8250XX		
K716M83	83.00 / 3.268										10.3		8300XX		
K716M835	83.50 / 3.287										10.4		8350XX		
K716M84	84.00 / 3.307										10.5		8400XX		
K716M845	84.50 / 3.327										10.6		8450XX		
K716M85	85.00 / 3.346		10.7	8500XX											
K717M83	83.00 / 3.268		3.504 89mm	5.394 137mm	1.181 30mm	42.7	-10cc	.030		8.347 212mm	9.0	S733 21mm - .827 x 2.002	8300XX		
K717M835	83.50 / 3.287										9.1		8350XX		
K717M84	84.00 / 3.307										9.2		8400XX		
K717M845	84.50 / 3.327										9.3		8450XX		
K717M85	85.00 / 3.346										9.4		8500XX		
K718M825	82.50 / 3.248		3.504 89mm	5.394 137mm	1.181 30mm	42.7	-18cc	.030		8.347 212mm	8.0	S733 21mm - .827 x 2.002	8250XX		
K718M83	83.00 / 3.268										8.1		8300XX		
K718M835	83.50 / 3.287										8.2		8350XX		
K718M84	84.00 / 3.307										8.3		8400XX		
K718M845	84.50 / 3.327										8.4		8450XX		
K718M85	85.00 / 3.346		8.4	8500XX											


ACURA / HONDA B-SERIES

Honda B18C • Integra 1994-2001															
Kit Part #	Bore mm / Inch	Oversize	Stroke	Rod	Comp. Ht.	Head cc's	Volume	Gasket Thickness	Deck Clearance	Block Ht.	Comp. Ratio	Pin Part # (Included)	Ringset (Included)	Avg. Wt.	Foot- note
K541M81AP	81.00 / 3.189	Std.	3.433 87.2mm	5.433 138mm	1.181 30mm	41.5	-12cc	0.030 .76mm	.017 .43mm	8.347 212mm	8.5	S656 21mm - .827 x 2.002	8100XX	280	1, 3
K541M8125AP	81.25 / 3.199	0.010									8.6		8125XX	281	
K541M815AP	81.50 / 3.209	0.020									8.6		8150XX	285	
K541M82AP	82.00 / 3.228	0.040									8.7		8200XX	296	
<i>Includes .225 wall tool steel pin</i>															
K673M81AP	81.00 / 3.189	Std.	3.433 87.2mm	5.433 138mm	1.181 30mm	41.5	-8cc	0.030 .76mm	.017 .43mm	8.347 212mm	9.1	S733 21mm - .827 x 2.002	8100XX	289	1, 2, 3
K673M815AP	81.50 / 3.209	0.020									9.1		8150XX	295	
K673M82AP	82.00 / 3.228	0.040									9.3		8200XX	303	
<i>Includes .200 wall tool steel pin</i>															
K649M84	84.00 / 3.307	0.080	3.433 87.2mm	5.433 138mm	1.181 30mm	41.5	-10cc	0.030 .76mm	.017 .43mm	8.347 212mm	9.3	S750 21mm - .827 x 2.362	8400XX	320	1, 3
K649M845	84.50 / 3.327	0.100									9.4		8450XX	326	
K649M85	85.00 / 3.346	0.120									9.5		8500XX	332	
K542M81AP	81.00 / 3.189	Std.	3.433 87.2mm	5.433 138mm	1.175 29.85mm	41.5	-2.4cc FT	0.030 .76mm	.022 .56mm	8.347 212mm	9.9	S656 21mm - .827 x 2.002	8100XX	280	1, 3
K542M8125AP	81.25 / 3.199	0.010									9.9		8125XX	281	
K542M815AP	81.50 / 3.209	0.020									10.0		8150XX	285	
K542M82AP	82.00 / 3.228	0.040									10.0		8200XX	296	
K623M84	84.00 / 3.307	0.080	3.433 87.2mm	5.433 138mm	1.181 30mm	41.5	-2.3cc FT	0.030 .76mm	.017 .43mm	8.347 212mm	10.6	S656 21mm - .827 x 2.002	8400XX	296	1, 3
K623M845	84.50 / 3.327	0.100									10.7		8450XX	302	
K566M81AP	81.00 / 3.189	Std.	3.433 87.2mm	5.433 138mm	1.185 30.1mm	41.5	5cc	0.030 .76mm	.013 .33mm	8.347 212mm	11.7	S656 21mm - .827 x 2.002	8100XX	275	1, 2, 3
K566M8125AP	81.25 / 3.199	0.010									11.7		8125XX	279	
K566M815AP	81.50 / 3.209	0.020									11.8		8150XX	281	
K566M82AP	82.00 / 3.228	0.040									11.9		8200XX	287	
K593M81AP	81.00 / 3.189	Std.	3.433 87.2mm	5.433 138mm	1.181 30mm	41.5	8.3cc	0.030 .76mm	.017 .43mm	8.347 212mm	13.4	S656 21mm - .827 x 2.002	8100XX	270	1, 2, 3
K593M8125AP	81.25 / 3.199	0.010									12.5		8125XX	270	
K593M815AP	81.50 / 3.209	0.020									12.5		8150XX	278	
K593M82AP	82.00 / 3.228	0.040									12.7		8200XX	281	
K594M84AP	84.00 / 3.307	0.080	3.433 87.2mm	5.433 138mm	1.181 30mm	41.5	8.3cc	0.030 .76mm	.017 .43mm	8.347 212mm	13.1	S561 21mm - .827 x 2.002	8400XX	275	1, 3
K594M8425AP	84.25 / 3.317	0.090									13.1		8425XX	276	
K594M845AP	84.50 / 3.327	0.100									13.2		8450XX	279	
K594M85AP	85.00 / 3.346	0.120									13.4		8500XX	286	
K594M855AP	85.50 / 3.366	0.140									13.5		8550XX	292	
K594M86AP	86.00 / 3.386	0.160									13.6		8600XX	297	

***84.00mm and larger require sleeved engine block
Optional K1 Rod for B18C Series: Part # 015BS161388

Foot Notes (far right column)

- | | | |
|--|---|---|
| 1 - Most Wiseco Pistons have offset pins. (Pins must be offset, same as OEM, for quietest operation). | B - Build to order. | P - Piston guided rod, washer required. |
| 2 - Due to compression height that may protrude above the deck, it is recommended that a 1.00mm thick head gasket is used. | C - Stroker Kit for B25 stroker Crank. | Q - Oil Squirter modification required. |
| 3 - Optional pin upgrade available. | D - Weight reduction possible. | R - Pin 20mm, OEM = 20.65mm (13/16) |
| 4 - Utilizes extra deep valve pockets to expand the range of I-Vtec with big cams and milled heads | E - With valve pockets unlike K557M Series. | |
| 6 - These pistons have an oil ring groove that is lower than OE. Will not work with sleeves with access hole if the oil ring is not pinned in place. | G - Only with 2.5L connecting rods | |
| | H - Based on Volvo rod 23mm. Ford OEM 21mm. | |



Honda B18C • Integra 1994-2001 • NEW HD FORGING

Kit Part #	Bore mm / Inch	Overize	Stroke	Rod	Comp. Ht.	Head cc's	Volume	Gasket Thickness	Deck Clearance	Block Ht.	Comp. Ratio	Pin Part # (Included)	Ringset (Included)	Avg. Wt.	Foot note
K715M825	82.50 / 3.248		3.433 87.2mm	5.433 138mm	1.181 30mm	5cc	41.5	0.030 .76mm		8.347 212mm	11.9	S561 21mm - .827 x 2.002	8250XX		
K715M83	83.00 / 3.268						41.5				12.0		8300XX		
K715M835	83.50 / 3.287						41.5				12.1		8350XX		
K715M84	84.00 / 3.307						41.5				12.2		8400XX		
K715M845	84.50 / 3.327						41.5				12.3		8450XX		
K715M85	85.00 / 3.346		41.5	12.4	8500XX										
K716M825	82.50 / 3.248		3.433 87.2mm	5.433 138mm	1.181 30mm	-2.4cc	41.5	0.030 .76mm		8.347 212mm	10.3	S733 21mm - .827 x 2.002	8250XX		
K716M83	83.00 / 3.268						41.5				10.4		8300XX		
K716M835	83.50 / 3.287						41.5				10.5		8350XX		
K716M84	84.00 / 3.307						41.5				10.6		8400XX		
K716M845	84.50 / 3.327						41.5				10.7		8450XX		
K716M85	85.00 / 3.346		41.5	10.8	8500XX										
K717M83	83.00 / 3.268		3.433 87.2mm	5.433 138mm	1.181 30mm	-10cc	41.5	0.030 .76mm		8.347 212mm	9.0	S733 21mm - .827 x 2.002	8300XX		
K717M835	83.50 / 3.287						41.5				9.1		8350XX		
K717M84	84.00 / 3.307						41.5				9.2		8400XX		
K717M845	84.50 / 3.327						41.5				9.3		8450XX		
K717M85	85.00 / 3.346						41.5				9.4		8500XX		
K718M825	82.50 / 3.248		3.433 87.2mm	5.433 138mm	1.181 30mm	-18cc	41.5	0.030 .76mm		8.347 212mm	8.0	S733 21mm - .827 x 2.002	8250XX		
K718M83	83.00 / 3.268						41.5				8.1		8300XX		
K718M835	83.50 / 3.287						41.5				8.2		8350XX		
K718M84	84.00 / 3.307						41.5				8.3		8400XX		
K718M845	84.50 / 3.327						41.5				8.4		8450XX		
K718M85	85.00 / 3.346		41.5	8.5	8500XX										

Honda B20B With VTEC Head • CRV / VTEC 1997-2002

K545M84	84.00 / 3.307	Std.	3.504 89mm	5.394 137mm	1.181 30mm	42.7	-8cc	0.030 .76mm	.020 .50mm	8.347 212mm	8.3	S733 21mm - .827 x 2.002	8100XX	294	1, 2, 3
K545M845	84.50 / 3.327	0.020									8.4		8150XX	297	
K545M85	85.00 / 3.346	0.040									8.4		8200XX	303	
<i>Includes .200 wall tool steel pin</i>															
K649M84	84.00 / 3.307	Std.	3.504 89mm	5.394 137mm	1.181 30mm	42.7	-10cc	0.030 .76mm	.020 .50mm	8.347 212mm	9.3	S750 21mm - .827 x 2.362	8400XX	320	1, 3
K649M845	84.50 / 3.327	0.020									9.3		8450XX	326	
K649M85	85.00 / 3.346	0.040									9.4		8500XX	332	
K623M84	84.00 / 3.307	Std.	3.504 89mm	5.394 137mm	1.181 30mm	42.7	-2.3cc FT	0.030 .76mm	.020 .50mm	8.347 212mm	10.5	S656 21mm - .827 x 2.002	8400XX	296	1, 3
K623M845	84.50 / 3.327	0.020									10.6		8450XX	302	
K567M84AP	84.00 / 3.307	Std.	3.504 89mm	5.394 137mm	1.181 30mm	42.7	2cc	0.040 1.0mm	.020 .50mm	8.347 212mm	11.3	S656 21mm - .827 x 2.002	8400XX	288	1, 3
K567M8425AP	84.25 / 3.317	0.010									11.4		8425XX	292	
K567M845AP	84.50 / 3.327	0.020									11.4		8450XX	294	
K567M85AP	85.00 / 3.346	0.040									11.6		8500XX	300	
K594M84AP	84.00 / 3.307	Std.	3.504 89mm	5.394 137mm	1.181 30mm	42.7	8.3cc	0.030 .76mm	.020 .50mm	8.347 212mm	12.9	S561 21mm - .827 x 2.002	8400XX	275	1, 3
K594M8425AP	84.25 / 3.317	0.010									13.0		8425XX	276	
K594M845AP	84.50 / 3.327	0.020									13.0		8450XX	279	
K594M85AP	85.00 / 3.346	0.040									13.1		8500XX	286	
K594M855AP	85.50 / 3.366	0.060									13.3		8550XX	292	
K594M86AP	86.00 / 3.386	0.080									13.4		8600XX	297	

Honda B20B With VTEC Head • CRV / VTEC 1997-2002

K715M825	82.50 / 3.248		"3.504 89mm"	"5.394 137mm"	"1.181 30mm"	42.7	5cc	0.030 .76mm		8.347 212mm	11.7	S561 21mm - .827 x 2.002	8250XX		
K715M83	83.00 / 3.268						5cc				11.8		8300XX		
K715M835	83.50 / 3.287						5cc				11.9		8350XX		
K715M84	84.00 / 3.307						5cc				12.0		8400XX		
K715M845	84.50 / 3.327						5cc				12.1		8450XX		
K715M85	85.00 / 3.346		5cc	12.2	8500XX										
K716M825	82.50 / 3.248		"3.504 89mm"	"5.394 137mm"	"1.181 30mm"	42.7	-2.4cc	0.030 .76mm		8.347 212mm	10.1	S733 21mm - .827 x 2.002	8250XX		
K716M83	83.00 / 3.268						-2.4cc				10.2		8300XX		
K716M835	83.50 / 3.287						-2.4cc				10.3		8350XX		
K716M84	84.00 / 3.307						-2.4cc				10.4		8400XX		
K716M845	84.50 / 3.327						-2.4cc				10.5		8450XX		
K716M85	85.00 / 3.346		-2.4cc	10.6	8500XX										
K717M83	83.00 / 3.268		"3.504 89mm"	"5.394 137mm"	"1.181 30mm"	42.7	-10cc	0.030 .76mm		8.347 212mm	9.0	S733 21mm - .827 x 2.002	8300XX		
K717M835	83.50 / 3.287						-10cc				9.1		8350XX		
K717M84	84.00 / 3.307						-10cc				9.2		8400XX		
K717M845	84.50 / 3.327						-10cc				9.3		8450XX		
K717M85	85.00 / 3.346						-10cc				9.4		8500XX		
K718M825	82.50 / 3.248		"3.504 89mm"	"5.394 137mm"	"1.181 30mm"	42.7	-18cc	0.030 .76mm		8.347 212mm	8.0	S733 21mm - .827 x 2.002	8250XX		
K718M83	83.00 / 3.268						-18cc				8.1		8300XX		
K718M835	83.50 / 3.287						-18cc				8.2		8350XX		
K718M84	84.00 / 3.307						-18cc				8.3		8400XX		
K718M845	84.50 / 3.327						-18cc				8.4		8450XX		



ACURA / HONDA B-SERIES

Honda B18C • Integra 1994-2001 • NEW HD FORGING															
Kit Part #	Bore mm / Inch	Oversize	Stroke	Rod	Comp. Ht.	Head cc's	Volume	Gasket Thickness	Deck Clearance	Block Ht.	Comp. Ratio	Pin Part # (Included)	Ringset (Included)	Avg. Wt.	Foot note
K718M85	85.00 / 3.346		3.433 87.2mm	5.433 138mm	1.181 30mm	-18cc	-18cc	0.030 .76mm		8.347 212mm	8.4		8500XX		
K718M83	83.00 / 3.268						41.5				8.1				
K718M835	83.50 / 3.287						41.5				8.2				
K718M84	84.00 / 3.307						41.5				8.3				
K718M845	84.50 / 3.327						41.5				8.4				
K718M85	85.00 / 3.346						41.5				8.5				

ACURA / HONDA D-SERIES

Honda D16Z6, D16Y7 • Civic SOHC 1992+															
Kit Part #	Bore mm / Inch	Oversize	Stroke	Rod	Comp. Ht.	Head cc's	Volume	Gasket Thickness	Deck Clearance	Block Ht.	Comp. Ratio	Pin Part # (Included)	Ringset (Included)	Avg. Wt.	Foot note
K546M755	75.50 / 2.972	0.020	3.543 90mm	5.394 137mm	1.174 29.81mm	34.6	-15.4cc	0.030 .76mm	.007 .18mm	8.347 212mm	8.4	S622 19mm - .748 x 2.500	7550XX	232	1, 3
Honda D16Y8 • Civic SOHC 1996-2000															
Kit Part #	Bore mm / Inch	Oversize	Stroke	Rod	Comp. Ht.	Head cc's	Volume	Gasket Thickness	Deck Clearance	Block Ht.	Comp. Ratio	Pin Part # (Included)	Ringset (Included)	Avg. Wt.	Foot note
K543M75	75.00 / 2.953	Std.	3.543	5.394 137mm	1.148 29.15mm	32.8	-14cc	0.030 .76mm	.033 .84mm	8.347 212mm	8.4	S622 19mm - .748 x 2.500	7500XX	222	1, 3
K543M755	75.50 / 2.972	0.020	90mm								8.5		7550XX	230	
Honda D17 • Civic 2000-2005 *84.00mm and larger require sleeved engine block. Optional K1 Rod for B18C Series: Part # 015BS16138															
Kit Part #	Bore mm / Inch	Oversize	Stroke	Rod	Comp. Ht.	Head cc's	Volume	Gasket Thickness	Deck Clearance	Block Ht.	Comp. Ratio	Pin Part # (Included)	Ringset (Included)	Avg. Wt.	Foot note
K624M75	75.00 / 2.953	Std.	3.716 94.4mm	5.394 137mm	1.063 27mm	33.5	-14cc	0.030 .76mm	.032 .81mm	8.347 212mm	8.8	S622 19mm - .748 x 2.500	7500XX	210	1, 3
K624M755	75.50 / 2.972	0.020									8.8		7550XX	217	

ACURA / HONDA F-SERIES

Honda F20C S2000 (FRM Cylinders must run SLEEVED bores)															
Kit Part #	Bore mm / Inch	Oversize	Stroke	Rod	Comp. Ht.	Head cc's	Volume	Gasket Thickness	Deck Clearance	Block Ht.	Comp. Ratio	Pin Part # (Included)	Ringset (Included)	Avg. Wt.	Foot note
K632M87	87.00 / 3.425	Std.	3.307 84mm	6.023 153mm	1.141 28.98mm	52.5	-10cc	0.030 .76mm	.001 .25mm	8.819 224mm	8.4	S551 23mm - .905 x 2.002	8700XX	302	1, 2
K632M875	87.50 / 3.445	0.020									8.5		8750XX	307	
K632M89	89.00 / 3.504	0.080									8.8		8900XX	326	
KE238M875	87.50 / 3.445	0.020	3.307 84mm	6.023 153mm	1.141 28.98mm	52.5	7cc	0.030 .76mm	.001 .25mm	8.819 224mm	11.1	S551 23mm - .905 x 2.002	8750XX	338	1, 2
KE238M89	89.00 / 3.504	0.080									11.4		8900XX	345	
Honda F22C S2000 (FRM Cylinders must run SLEEVED bores)															
Kit Part #	Bore mm / Inch	Oversize	Stroke	Rod	Comp. Ht.	Head cc's	Volume	Gasket Thickness	Deck Clearance	Block Ht.	Comp. Ratio	Pin Part # (Included)	Ringset (Included)	Avg. Wt.	Foot note
K632M87	87.00 / 3.425	Std.	3.573 90.75mm	5.892 149.65mm	1.141 28.98mm	52.5	-10cc	0.030 .76mm	+.001 +.25mm	8.819 224mm	9.0	S551 23mm - .905 x 2.002	8700XX	302	1, 2
K632M875	87.50 / 3.445	0.020									9.1		8750XX	307	
K632M89	89.00 / 3.504	0.080									9.4		8900XX	326	
K682M875AP	87.50 / 3.445	0.020	3.573 90.75mm	5.892 149.65mm	1.141 28.98mm	52.5	7cc	0.030 .76mm	+.001 +.25mm	8.819 224mm	11.9	S551 23mm - .905 x 2.002	8750XX	338	1, 2
K682M89AP	89.00 / 3.504	0.080									12.2		8900XX	345	

NOTE: For F20C or F22C - If using OEM connecting rod, pins must be DLC coated, or rod must be bushed.

Foot Notes (far right column)

- 1 - Most Wiseco Pistons have offset pins. (Pins must be offset, same as OEM, for quietest operation).
- 2 - Due to compression height that may protrude above the deck, it is recommended that a 1.00mm thick head gasket is used.
- 3 - Optional pin upgrade available.
- 4 - Utilizes extra deep valve pockets to expand the range of I-Vtec with big cams and milled heads
- 6 - These pistons have an oil ring groove that is lower than OE. Will not work with sleeves with access hole if the oil ring is not pinned in place.
- B - Build to order.
- C - Stroker Kit for B25 stroker Crank.
- D - Weight reduction possible.
- E - With valve pockets unlike K557M Series.
- G - Only with 2.5L connecting rods
- H - Based on Volvo rod 23mm. Ford OEM 21mm.
- P - Piston guided rod, washer required.
- Q - Oil Squirter modification required.
- R - Pin 20mm, OEM = 20.65mm (13/16)



ACURA / HONDA H-SERIES

Honda H22 • Prelude 1992-2001 (FRM cylinders MUST run SLEEVED bores)																
Kit Part #	Bore mm / Inch	Oversize	Stroke	Rod	Comp. Ht.	Head cc's	Volume	Gasket Thickness	Deck Clearance	Block Ht.	Comp. Ratio	Pin Part # (Included)	Ringset (Included)	Avg. Wt.	Foot note	
K544M87	87.00 / 3.425	Std.	3.571 90.7mm	5.636 143.15mm	1.219 31mm	53.8	-14cc	0.030 .76mm	.001 .25mm	8.642 219.5mm	8.4	S625 22mm - .866 x 2.500	8700XX	314	1	
K544M88	88.00 / 3.464	0.040									8.6		8800XX	331		
K544M89	89.00 / 3.504	0.080									8.8		8900XX	337		
K572M87	87.00 / 3.425	Std.	3.571 90.7mm	5.636 143.15mm	1.219 31mm	53.8	7cc	0.030 .76mm	.001 .25mm	8.642 219.5mm	11.5	S550 22mm - .866 x 2.002	8700XX	333	1	
K572M88	88.00 / 3.464	0.040									11.7		8800XX	346		
K572M89	89.00 / 3.504	0.080									11.9		8900XX	355		

Optional K1 Rod for H22 Series: Part # 015BV17143

ACURA / HONDA K-SERIES

Honda K20A/Z • RSX Type-S 2002-2006 • Honda Civic Si 2006-2011																
Kit Part #	Bore mm / Inch	Oversize	Stroke	Rod	Comp. Ht.	Head cc's	Volume	Gasket Thickness	Deck Clearance	Block Ht.	Comp. Ratio	Pin Part # (Included)	Ringset (Included)	Avg. Wt.	Foot note	
K568M86	86.00 / 3.386	Std.	3.386 86mm	5.472 139mm	1.181 30mm	50.5	-9cc	0.025 .63mm	.001 .025mm	8.347 212mm	8.8	S550 22mm - .866 x 2.002	8600XX	290	1, 3	
K568M865	86.50 / 3.405	0.020									8.9		8650XX	298		
K568M87	87.00 / 3.425	0.040									9.0		8700XX	303		
K568M875	87.50 / 3.445	0.060									9.0		8750XX	307		
K568M88	88.00 / 3.464	0.080									9.1		8800XX	312		
K568M89	89.00 / 3.504	0.120									9.3		8900XX	322		
K631M86	86.00 / 3.386	Std.	3.386 86mm	5.472 139mm	1.181 30mm	50.5	-3.4cc FT	0.025 .63mm	.001 .025mm	8.347 212mm	9.6	S618 22mm - .866 x 2.000	8600XX	302	1, 3	
K631M865	86.50 / 3.405	0.020									9.6		8650XX	316		
K631M87	87.00 / 3.425	0.040									9.7		8700XX	336		
K631M875	87.50 / 3.445	0.060									9.8		8750XX	346		
K634M865	86.50 / 3.405	0.020									11.1		8650XX	315		
K634M87	87.00 / 3.425	0.040									11.1		8700XX	316		
K634M8725	87.25 / 3.435	0.050	3.386 86mm	5.472 139mm	1.181 30mm	50.5	5cc	0.025 .63mm	.001 .025mm	8.347 212mm	11.2	S618 22mm - .866 x 2.000	8725XX	320	1, 3	
K634M875	87.50 / 3.445	0.060									11.3		8750XX	318		
K634M88	88.00 / 3.465	0.080									11.4		8800XX	327		
K634M89	89.00 / 3.504	0.120									11.6		8900XX	320		
Includes .225 wall tool steel pin																
K573M86AP	86.00 / 3.386	Std.	3.386 86mm	5.472 139mm	1.181 30mm	50.5	8cc	0.025 .63mm	.001 .025mm	8.347 212mm	11.6	S734 22mm - .866 x 2.002	8600XX	320	1	
K573M865AP	86.50 / 3.405	0.020									11.7		8650XX	330		
K573M87AP	87.00 / 3.425	0.040									11.8		8700XX	330		
K573M875AP	87.50 / 3.445	0.060									12.0		8750XX	342		
K573M88AP	88.00 / 3.464	0.080									12.1		8800XX	348		
K573M89AP	89.00 / 3.504	0.120									12.3		8900XX	360		
K650M86AP	86.00 / 3.386	Std.	3.386 86mm	5.472 139mm	1.181 30mm	50.5	10.5cc	0.025 .63mm	.001 .025mm	8.347 212mm	12.2	S550 22mm - .866 x 2.002	8600XX	321	1, 3, 4	
K650M865AP	86.50 / 3.405	0.020									12.3		8650XX	326		
K650M87AP	87.00 / 3.425	0.040									12.4		8700XX	331		
K650M875AP	87.50 / 3.445	0.060									12.6		8750XX	336		
K650M88AP	88.00 / 3.464	0.080									12.7		8800XX	343		
K650M89AP	89.00 / 3.504	0.120									12.9		8900XX	355		

Optional K1 Rod for K20 Light weight (naturally aspirated) Series: Part # 015BW17139L

Optional K1 Rod for K20 Turbo Series: Part # 015BW17139



ACURA / HONDA K-SERIES (CONTINUED)

Honda K24 & K24 w/ K20A/Z Cylinder Head) 2002-2011																Optional K1 Rod for K24 Turbo Series: Part # 015BX17152	
Kit Part #	Bore mm / Inch	Overize	Stroke	Rod	Comp. Ht.	Head cc's	Volume	Gasket Thickness	Deck Clearance	Block Ht.	Comp. Ratio	Pin Part # (Included)	Ringset (Included)	Avg. Wt.	Foot note		
K622M87	87.00 / 3.425	Std.	3.897 99mm	5.984 152mm	1.181 30mm	50.5	-21cc	0.025 .63mm	0	9.114 231.5mm	8.7	S618 22mm - .866 x 2.002	8700XX	313	1, 3		
K622M875	87.50 / 3.445	0.020									8.8		8750XX	320			
K622M88	88.00 / 3.464	0.040									8.9		8800XX	326			
K568M87	87.00 / 3.425	Std.	3.897 99mm	5.984 152mm	1.181 30mm	50.5	-9cc	0.025 .63mm	0	9.114 231.5mm	10.2	S550 22mm - .866 x 2.002	8700XX	303	1, 3		
K568M875	87.50 / 3.445	0.020									10.3		8750XX	307			
K568M88	88.00 / 3.464	0.040									10.4		8800XX	312			
K568M89	89.00 / 3.504	0.080									10.6		8900XX	322			
K631M87	87.00 / 3.425	Std.	3.897 99mm	5.984 152mm	1.181 30mm	50.5	-3.4cc FT	0.025 .63mm	0	9.114 231.5mm	11.0	S618 22mm - .866 x 2.002	8700XX	320	1, 3		
K631M875	87.50 / 3.445	0.020									11.2		8750XX	335			
K634M87	87.00 / 3.425	Std.															
K634M8725	87.25 / 3.435	0.010									12.8		8725XX	320			
K634M875	87.50 / 3.445	0.020	3.897 99mm	5.984 152mm	1.181 30mm	50.5	5cc	0.025 .63mm	0	9.114 231.5mm	12.9	S618 22mm - .866 x 2.002	8750XX	318			
K634M88	88.00 / 3.464	0.040									13.0		8800XX	327			
K634M89	89.00 / 3.504	0.080									13.3		8900XX	320			
K634M895	89.50 / 3.524	0.100									13.4		8950XX	342			
Includes .225 wall tool steel pin																	
K573M87AP	87.00 / 3.425	Std.	3.897 99mm	5.984 152mm	1.181 30mm	50.5	8cc	0.025 .63mm	0	9.114 231.5mm	13.5	S734 22mm - .866 x 2.002	8700XX	330	1		
K573M875AP	87.50 / 3.445	0.020									13.7		8750XX	342			
K573M88AP	88.00 / 3.464	0.040									13.8		8800XX	348			
K573M89AP	89.00 / 3.504	0.080									14.0		8900XX	360			
K650M87AP	87.00 / 3.425	Std.	3.897 99mm	5.984 152mm	1.181 30mm	50.5	10.5cc	0.025 .63mm	0	9.114 231.5mm	14.2	S550 22mm - .866 x 2.002	8700XX	331	1, 3, 4		
K650M875AP	87.50 / 3.445	0.020									14.4		8750XX	336			
K650M88AP	88.00 / 3.464	0.040									14.5		8800XX	343			
K650M89AP	89.00 / 3.504	0.080									14.8		8900XX	355			
Honda K20C																	
K709M86	86.00 / 3.386	Std.	3.382 82.9mm	5.655 143.66mm	1.260 32mm	51.3				8.346 211.9mm	9.8	S618 22mm - .866 x 2.002	8600XX				
K709M865	86.50 / 3.405	0.020									-2.2		8650XX				
K710M86	86.00 / 3.386	Std.									2.6		8600XX				
K710M865	86.50 / 3.405	0.020									2		8650XX				
Honda K20C1 • Civic Type R • Direct Injection																	
K711M86	86.00 / 3.386	Std.	3.386 86mm	5.656 143.6mm	1.260 32mm			.026 .67mm		8.6319 219mm			8600XX				

ACURA / HONDA L-SERIES

Honda L15A VTEC • Fit/Jazz/City 1.5L																Optional K1 Rod for Fit Series: Part # 015BY10149	
Kit Part #	Bore mm / Inch	Overize	Stroke	Rod	Comp. Ht.	Head cc's	Volume	Gasket Thickness	Deck Clearance	Block Ht.	Comp. Ratio	Pin Part # (Included)	Ringset (Included)	Avg. Wt.	Foot note		
K637M73	73.00 / 2.874	Std.	3.520 89.4mm	5.866 149mm	1.030 26.16mm	26.0	-11.5cc	0.030 .76mm	.005 .13mm	8.661 220mm	10.0	S524 18mm - .708 x 2.244	2874XC	203			
Honda L15B7																	
K713M73	73.00 / 2.874	Std.	3.520 89.4mm	5.547 140mm	1.126 28.6mm	50.5	11.5	0.018 .45mm	0		9.5		2874CX				
K713M735	73.50 / 2.894	0.020									9.5		2894XC				
K714M73	73.00 / 2.874	Std.									10.5		2874CX				
K714M735	73.50 / 2.894	0.020									10.5		2894XC				

ACURA / HONDA R-SERIES

Honda R18A • Civic 1.8L SOHC 16V i-VTEC															
Kit Part #	Bore mm / Inch	Overize	Stroke	Rod	Comp. Ht.	Head cc's	Volume	Gasket Thickness	Deck Clearance	Block Ht.	Comp. Ratio	Pin Part # (Included)	Ringset (Included)	Avg. Wt.	Foot note
K672M81AP	81.00 / 3.189	Std.	3.437 87.3mm	6.200 157.5mm	1.132 28.5mm	40.5	-10cc	0.040 1.0mm	.006 .14mm	9.055 230mm	8.9	S623 20mm - .787 x 2.500	8100XX	278	1, 3
K672M815AP	81.25 / 3.199	0.010									9.0		8125XX	285	
K672M82AP	82.00 / 3.228	0.020									9.0		8150XX	287	

Foot Notes (far right column)

- Most Wiseco Pistons have offset pins. (Pins must be offset, same as OEM, for quietest operation).
 - Due to compression height that may protrude above the deck, it is recommended that a 1.00mm thick head gasket is used.
 - Optional pin upgrade available.
 - Utilizes extra deep valve pockets to expand the range of I-Vtec with big cams and milled heads
 - These pistons have an oil ring groove that is lower than OE. Will not work with sleeves with access hole if the oil ring is not pinned in place.
- B - Build to order.
C - Stroker Kit for B25 stroker Crank.
D - Weight reduction possible.
E - With valve pockets unlike K557M Series.
G - Only with 2.5L connecting rods
H - Based on Volvo rod 23mm. Ford OEM 21mm.
- P - Piston guided rod, washer required.
Q - Oil Squirter modification required.
R - Pin 20mm, OEM = 20.65mm (13/16)



ALFA ROMEO

Alfa AR3055 - 33 • 1.7L 4V • Standard Compression

Table with columns: Kit Part #, Bore mm / Inch, Oversize, Stroke, Rod, Comp. Ht., Head cc's, Volume, Gasket Thickness, Deck Clearance, Block Ht., Comp. Ratio, Pin Part # (Included), Ringset (Included), Avg. Wt., Foot note. Rows include KE231M87, KE231M875, KE231M88.

Alfa 105 Nord 2.0L 8V • High Compression

Table with columns: Kit Part #, Bore mm / Inch, Oversize, Stroke, Rod, Comp. Ht., Head cc's, Volume, Gasket Thickness, Deck Clearance, Block Ht., Comp. Ratio, Pin Part # (Included), Ringset (Included), Avg. Wt., Foot note. Rows include KE234M845.

AUDI R8/LAMBORGHINI GALLARDO

5.2L FSI V10

Table with columns: Kit Part #, Bore mm / Inch, Over-size, Stroke, Rod, Comp. Ht., Head cc's, Volume, Gasket Thickness, Deck Clearance, Block Ht., Comp. Ratio, Pin Part # (Included), Ringset (Included), Avg. Wt., Foot note. Row includes K689M845.

BMW / MINI SERIES

BMW Mini Cooper S 2002-2006 Tritec 1.6L 16V Supercharged

Table with columns: Kit Part #, Bore mm / Inch, Oversize, Stroke, Rod, Comp. Ht., Head cc's, Volume, Gasket Thickness, Deck Clearance, Block Ht., Comp. Ratio, Pin Part # (Included), Ringset (Included), Avg. Wt., Foot-note. Rows include K618M77, K618M775.

***Optional K1 Rod 005EB16132

BMW

BMW S14B23 • 2.3L 16V • Turbo

Table with columns: Kit Part #, Bore mm / Inch, Oversize, Stroke, Rod, Comp. Ht., Head cc's, Volume, Gasket Thickness, Deck Clearance, Block Ht., Comp. Ratio, Pin Part # (Included), Ringset (Included), Avg. Wt., Foot note. Rows include KE113M94, KE113M945, KE112M94, KE112M945, KE110M94, KE110M945, KE111M94, KE111M945.

BMW M50B25 • 2.5L 24V • Turbo

Table with columns: Kit Part #, Bore mm / Inch, Oversize, Stroke, Rod, Comp. Ht., Head cc's, Volume, Gasket Thickness, Deck Clearance, Block Ht., Comp. Ratio, Pin Part # (Included), Ringset (Included), Avg. Wt., Foot-note. Rows include KE115M84, KE115M845, KE115M85, KE114M84, KE114M845, KE114M85.

Optional K1 Rod for M50B25 Series: Part # 005AX17135

BMW M52B25 • Single Vanos 2.5L 24V • Turbo

Table with columns: Kit Part #, Bore mm / Inch, Oversize, Stroke, Rod, Comp. Ht., Head cc's, Volume, Gasket Thickness, Deck Clearance, Block Ht., Comp. Ratio, Pin Part # (Included), Ringset (Included), Avg. Wt., Foot-note. Rows include KE118M84, KE118M845, KE118M85.

**BMW M52B28 • 2.8L 24V • Turbo**

Kit Part #	Bore mm / Inch	Oversize	Stroke	Rod	Comp. Ht.	Head cc's	Volume	Gasket Thickness	Deck Clearance	Block Ht.	Comp. Ratio	Pin Part # (Included)	Ringset (Included)	Avg. Wt.	Foot note
KE119M84	84.00 / 3.307	Std.	3.307 84mm	5.315 135mm	1.252 31.8mm	35.0	-23cc	0.069 1.75mm	.079 2.0mm	8.299 210.8mm	8.0	S625 22mm - .866 x 2.500	8400XX	287	1
KE119M845	84.50 / 3.327	0.020											8450XX	293	
KE119M85	85.00 / 3.346	0.040											8500XX	301	

Optional K1 Rod for M50B25 Series: Part # 005AX17135

BMW M50B30 / S50B30 • 3.0L 24V • Turbo (EURO 21MM PIN)

Kit Part #	Bore mm / Inch	Oversize	Stroke	Rod	Comp. Ht.	Head cc's	Volume	Gasket Thickness	Deck Clearance	Block Ht.	Comp. Ratio	Pin Part # (Included)	Ringset (Included)	Avg. Wt.	Foot note
KE121M86	86.00 / 3.386	Std.	3.378 85.8mm	5.602 142.3mm	1.244 31.6mm	32.0	-10cc	0.069 1.74mm	.028 .70mm	8.563 217.5mm	10.0	S721 21mm - .827 x 2.362	8600XX	337	1
KE121M865	86.50 / 3.405	0.020											8650XX	344	

High Compression (OEM CR is 10.8:1)

KE321M86	86.00 / 3.386	Std.	3.378 85.8mm	5.602 142.3mm	1.244 31.6mm	32.0	3cc	0.069 1.74mm	.028 .70mm	8.563 217.5mm	13.0	S561 21mm - .827 x 2.002	8600XX	341	1
KE321M865	86.50 / 3.405	0.020											8650XX	347	

BMW S50B32 • 3.2L 24V2 • Turbo (EURO 21MM PIN)

Kit Part #	Bore mm / Inch	Oversize	Stroke	Rod	Comp. Ht.	Head cc's	Volume	Gasket Thickness	Deck Clearance	Block Ht.	Comp. Ratio	Pin Part # (Included)	Ringset (Included)	Avg. Wt.	Foot note
KE123M865	86.50 / 3.405	0.024	3.583 91mm	5.472	1.268	34.0	-29cc	0.069 1.75mm	.028 .70mm	8.504 216mm	8.8	S721 21mm - .827 x 2.362	8650XX	331	1
KE123M87	87.00 / 3.425	0.043		139mm	32.2mm								8700XX	340	

Standard Compression

KE122M865	86.50 / 3.405	0.024	3.583 91mm	5.472	1.268	34.0	-11.8cc	0.069 1.75mm	.028 .70mm	8.504 216mm	11.3	S750 21mm - .827 x 2.362	8650XX	337	1
KE122M87	87.00 / 3.425	0.043		139mm	32.2mm								8700XX	346	

BMW S54B32 • 3.2L 24V • Turbo

Kit Part #	Bore mm / Inch	Oversize	Stroke	Rod	Comp. Ht.	Head cc's	Volume	Gasket Thickness	Deck Clearance	Block Ht.	Comp. Ratio	Pin Part # (Included)	Ringset (Included)	Avg. Wt.	Foot note
KE127M87	87.00 / 3.425	Std.	3.583 91mm	5.472	1.260	33.0	-27cc	.025 .64mm	.020 .50mm	8.543 217mm	8.8	S709 21mm - .827 x 2.500	8700XX	353	1
KE127M875	87.50 / 3.445	0.020		139mm	32mm								8750XX	360	

Standard Compression

KE126M87	87.00 / 3.425	Std.	3.583 91mm	5.472 139mm	1.260 32mm	33.0	-14cc	.025 .64mm	.020 .50mm	8.543 217mm	11.3	S709 21mm - .827 x 2.500	8700XX	370	1
KE126M8725	87.25 / 3.435	0.010											8725XX	367	
KE126M875	87.50 / 3.445	0.020											8750XX	376	

BMW S38B36 • 3.6L 24V • Turbo

Kit Part #	Bore mm / Inch	Oversize	Stroke	Rod	Comp. Ht.	Head cc's	Volume	Gasket Thickness	Deck Clearance	Block Ht.	Comp. Ratio	Pin Part # (Included)	Ringset (Included)	Avg. Wt.	Foot note
KE240M94	94.00 / 3.701	0.024	3.386 86mm	5.669 144mm	1.190 30.22mm	34.0	-38cc	0.069 1.75mm	.011 .28mm	8.563 217.5mm	8.0	S722 22mm - .866 x 2.362	9400XX	384	1, B
KE240M945	94.50 / 3.720	0.043											9450XX	390	
KE240M95	95.00 / 3.740	0.063											9500XX	396	
KE241M94	94.00 / 3.701	0.024	3.386 86mm	5.669 144mm	1.190 30.22mm	34.0	-24cc	0.069 1.75mm	.011 .28mm	8.563 217.5mm	9.4	S722 22mm - .866 x 2.362	9400XX	398	1, B
KE241M945	94.50 / 3.720	0.043											9450XX	404	
KE241M95	95.00 / 3.740	0.063											9500XX	410	

High Compression (OEM CR is 10.0:1)

KE242M94	94.00 / 3.701	0.024	3.386 86mm	5.669 144mm	1.190 30.22mm	34.0	-6cc	0.069 1.75mm	.011 .28mm	8.563 217.5mm	12.0	S752 23mm - .905 x 2.362	9400XX	355	1, B
KE242M945	94.50 / 3.720	0.043											9450XX	358	
KE242M95	95.00 / 3.740	0.063											9500XX	362	

Foot Notes (far right column)

- Most Wiseco Pistons have offset pins. (Pins must be offset, same as OEM, for quietest operation).
 - Due to compression height that may protrude above the deck, it is recommended that a 1.00mm thick head gasket is used.
 - Optional pin upgrade available.
 - Utilizes extra deep valve pockets to expand the range of I-Vtec with big cams and milled heads
 - These pistons have an oil ring groove that is lower than OE. Will not work with sleeves with access hole if the oil ring is not pinned in place.
- B - Build to order.
C - Stroker Kit for B25 stroker Crank.
D - Weight reduction possible.
E - With valve pockets unlike K557M Series.
G - Only with 2.5L connecting rods
H - Based on Volvo rod 23mm. Ford OEM 21mm.
- P - Piston guided rod, washer required.
Q - Oil Squirter modification required.
R - Pin 20mm, OEM = 20.65mm (13/16)

**W DODGE****Dodge Neon SRT-4 2003-05 / A853, PT Cruiser and Hybrid Neon 2.4 Liter Engines**

Kit Part #	Bore mm / Inch	Oversize	Stroke	Rod	Comp. Ht.	Head cc's	Volume	Gasket Thickness	Deck Clearance	Block Ht.	Comp. Ratio	Pin Part # (Included)	Ringset (Included)	Avg. Wt.	Foot- note
<i>Does not fit 2008-09 SRT-4 Caliber 2.4L</i>															
K562M875	87.50 / 3.445	Std.	3.967	5.945	1.400	50	-17cc	.040	.046	9.375	8.8	S625 22mm - .866 x 2.500	8750XX	356	1, 3
K562M88	88.00 / 3.464	0.020	100.75mm	151mm	35.56mm			1.0mm	1.2mm	238.12mm			8800XX	365	

Dodge Neon 2.0 Liter ECD/ECC/420A SOHC/DOHC

Kit Part #	Bore mm / Inch	Oversize	Stroke	Rod	Comp. Ht.	Head cc's	Volume	Gasket Thickness	Deck Clearance	Block Ht.	Comp. Ratio	Pin Part # (Included)	Ringset (Included)	Avg. Wt.	Foot- note
K580M875	87.50 / 3.445	Std.	3.268 83mm	5.472 139mm	1.236 31.4mm	52.0	-5cc	.040 1.0mm	.004 .1mm	8.346 212mm	8.8	S624 21mm - .827 x 2.500	8750XX	331	1, 3
K580M88	88.00 / 3.464	0.020											8800XX	339	
K580M885	88.50 / 3.484	0.040											8850XX	347	
K581M875	87.50 / 3.445	Std.	3.268 83mm	5.472 139mm	1.236 31.4mm	52.0	-5cc	.040 1.0mm	.004 .1mm	8.346 212mm	10.5	S624 21mm - .827 x 2.500	8750XX	334	1, 3
K581M88	88.00 / 3.464	0.020											8800XX	341	
K581M885	88.50 / 3.484	0.040											8850XX	349	

Dodge Stealth 6G72T 3.0L 24V

Kit Part #	Bore mm / Inch	Oversize	Stroke	Rod	Comp. Ht.	Head cc's	Volume	Gasket Thickness	Deck Clearance	Block Ht.	Comp. Ratio	Pin Part # (Included)	Ringset (Included)	Avg. Wt.	Foot- note
K570M915	91.50 / 3.602	0.015	2.991 76mm	5.549 140.9mm	1.250 31.75mm	48.0	-14cc	.050 1.27mm	.019 1.27mm	8.313 211.15mm	7.8	S625 22mm - .866 x 2.500	9150XX	343	1, 3
K570M92	92.00 / 3.622	0.035									7.9		9200XX	355	
K570M925	92.50 / 3.642	0.055									7.9		9250XX	362	

W FERRARI**Ferrari 330 GTC, GTS, GT V12**

Kit Part #	Bore mm / Inch	Oversize	Stroke	Rod	Comp. Ht.	Head cc's	Volume	Gasket Thickness	Deck Clearance	Block Ht.	Comp. Ratio	Pin Part # (Included)	Ringset (Included)	Avg. Wt.	Foot- note
<i>Order as singles</i>															
6501M775	77.50 / 3.051	0.020	2.795	5.394	1.177		21.2cc					S499 18.5mm - .728 x 2.441	3051XC	288	1
6501M78	78.00 / 3.071	0.040	71mm	137mm	29.9mm								3071XC	292	


FIAT
Fiat 146 A • Uno Turbo • 1.4L 8V • Standard Compression

Kit Part #	Bore mm / Inch	Oversize	Stroke	Rod	Comp. Ht.	Head cc's	Volume	Gasket Thickness	Deck Clearance	Block Ht.	Comp. Ratio	Pin Part # (Included)	Ringset (Included)	Avg. Wt.	Foot- note
<i>Order as singles</i>															
KE139M805	80.50 / 3.169	Std.	2.654	5.059	1.311	0	-10cc	.069	1.74mm		7.8	S625 22mm - .866 x 2.500	3169XC	316	1
KE139M81	81.00 / 3.189	0.020	67.4mm	128.5mm	33.3							8100XX	320		

Fiat 176 A • Punto Turbo • 1.4L 8V • Standard Compression

Kit Part #	Bore mm / Inch	Oversize	Stroke	Rod	Comp. Ht.	Head cc's	Volume	Gasket Thickness	Deck Clearance	Block Ht.	Comp. Ratio	Pin Part # (Included)	Ringset (Included)	Avg. Wt.	Foot- note			
KE220M805	80.50 / 3.169	Std.	2.654	5.059	1.344	0	-10cc	.069	1.74mm		7.8	S625 22mm - .866 x 2.500	3169XC	318	1			
KE220M81	81.00 / 3.189	0.020											67.4mm	128.5mm		34.15mm	8100XX	322
KE220M815	81.50 / 3.209	0.040											8150XX	328				

Fiat 175 A • Bravo HGT Turbo / Coupe Turbo 20V

Kit Part #	Bore mm / Inch	Oversize	Stroke	Rod	Comp. Ht.	Head cc's	Volume	Gasket Thickness	Deck Clearance	Block Ht.	Comp. Ratio	Pin Part # (Included)	Ringset (Included)	Avg. Wt.	Foot- note			
KE140M82	82.00 / 3.228	Std.	2.992	5.709	1.295	42.7	25cc	.019	.49mm		8.0	S625 22mm - .866 x 2.500	8200XX	306	1			
KE140M825	82.50 / 3.248	0.020											76mm	145mm		32.9mm	8250XX	310
KE140M83	83.00 / 3.268	0.040											8300XX	314				

FORD
Ford Escort RS Turbo / Fiesta RS Turbo 1.6L 8V CVH / LNA

Kit Part #	Bore mm / Inch	Oversize	Stroke	Rod	Comp. Ht.	Head cc's	Volume	Gasket Thickness	Deck Clearance	Block Ht.	Comp. Ratio	Pin Part # (Included)	Ringset (Included)	Avg. Wt.	Foot- note			
KE151M80	80.00 / 3.150	Std.	3.131	5.197	1.528	0.0	-.5cc	.052	1.32mm		7.5	S730 20.63mm - .812 x 2.500	8000XX	338	1			
KE151M805	80.50 / 3.169	0.020											79.52mm	132mm		38.81mm	3169XC	344
KE151M81	81.00 / 3.189	0.040											8100XX	349				

Ford 2.0 OHC / Pinto • SOHC 8V

Kit Part #	Bore mm / Inch	Oversize	Stroke	Rod	Comp. Ht.	Head cc's	Volume	Gasket Thickness	Deck Clearance	Block Ht.	Comp. Ratio	Pin Part # (Included)	Ringset (Included)	Avg. Wt.	Foot- note
KE221M9094	90.94 / 3.580	0.006	3.028	5.000	1.638	49.0	0	.040	1.0mm	.017	8.169	S627 24mm - .945 x 2.500	9100XX	428	1
KE221M915	91.50 / 3.602	0.028											9150XX	430	
KE221M92	92.00 / 3.622	0.047											9200XX	435	
KE221M93	93.00 / 3.661	0.087											9300XX	445	
KE221M935	93.50 / 3.681	0.106											9350XX	450	
KE221M94	94.00 / 3.701	0.126											9400XX	455	

Cosworth Sierra DOHC / Scorpio 2.0L 8V • N9C/N9E (OEM Pin size 20.63mm)

Kit Part #	Bore mm / Inch	Oversize	Stroke	Rod	Comp. Ht.	Head cc's	Volume	Gasket Thickness	Deck Clearance	Block Ht.	Comp. Ratio	Pin Part # (Included)	Ringset (Included)	Avg. Wt.	Foot- note
KE246M86	86.00 / 3.386	Std.	3.386	5.878	1.275	42.0	-13cc	.062	.013	8.858	8.5	S623 20mm - .787 x 2.500	8600XX	324	1, R
KE246M865	86.50 / 3.405	0.500	86mm	149.3mm	32.38mm			1.58mm	.32mm	225mm		8650XX	319		
KE235M86	86.00 / 3.386	Std.	3.386	5.878	1.275	42.0	-25cc	.062	.013	8.858	10.3	S623 20mm - .787 x 2.500	8600XX	337	1, R
KE235M865	86.50 / 3.405	0.500	86mm	149.3mm	32.38mm			1.58mm	.32mm	225mm		8650XX	332		

Optional K1 Rod for Ford DOHC Series: Part # 011EF14149

Foot Notes (far right column)

- | | | |
|--|---|---|
| 1 - Most Wiseco Pistons have offset pins. (Pins must be offset, same as OEM, for quietest operation). | B - Build to order. | P - Piston guided rod, washer required. |
| 2 - Due to compression height that may protrude above the deck, it is recommended that a 1.00mm thick head gasket is used. | C - Stroker Kit for B25 stroker Crank. | Q - Oil Squirter modification required. |
| 3 - Optional pin upgrade available. | D - Weight reduction possible. | R - Pin 20mm, OEM = 20.65mm (13/16) |
| 4 - Utilizes extra deep valve pockets to expand the range of I-Vtec with big cams and milled heads | E - With valve pockets unlike K557M Series. | |
| 6 - These pistons have an oil ring groove that is lower than OE. Will not work with sleeves with access hole if the oil ring is not pinned in place. | G - Only with 2.5L connecting rods | |
| | H - Based on Volvo rod 23mm. Ford OEM 21mm. | |

**FORD (CONTINUED)****Cosworth Escort/Sierra (YB) 2.0L 16V**

Kit Part #	Bore mm / Inch	Oversize	Stroke	Rod	Comp. Ht.	Head cc's	Volume	Gasket Thickness	Deck Clearance	Block Ht.	Comp. Ratio	Pin Part # (Included)	Ringset (Included)	Avg. Wt.	Foot- note
KE103M91	91.00 / 3.583	0.007	3.028 76.9mm	5.060 128.52mm	1.606 40.8mm	45.0	-20.2cc	.040 1.0mm	+.011 +.28mm	8.169 207.5mm	8.0	S627 24mm - .945 x 2.500	9100XX	414	1
KE103M915	91.50 / 3.602	0.027											9150XX	420	
KE103M92	92.00 / 3.622	0.046											9200XX	426	
KE103M925	92.50 / 3.642	0.086											9250XX	432	

Optional K1 Rod for Ford YB Series: Part # 011BP29129

Ford Duratec 2.0 Liter

Kit Part #	Bore mm / Inch	Oversize	Stroke	Rod	Comp. Ht.	Head cc's	Volume	Gasket Thickness	Deck Clearance	Block Ht.	Comp. Ratio	Pin Part # (Included)	Ringset (Included)	Avg. Wt.	Foot- note
K628M875	87.50 / 3.445	Std.	3.268 83mm	5.758 146.25mm	1.122 28.5mm	42.0	-23cc	.018 .50mm	.030 .76mm	8.543 217mm	7.9	S656 21mm - .827 x 2.002	8750XX	309	1, 3
K628M88	88.00 / 3.464	0.020									8.0	8800XX	315		
K629M875	87.50 / 3.445	Std.	3.268 83mm	5.758 146.25mm	1.122 28.5mm	42.0	-7cc	.018 .50mm	.030 .76mm	8.543 217mm	9.9	S656 21mm - .827 x 2.002	8750XX	306	1, 3
K629M88	88.00 / 3.464	0.020									10.0	8800XX	311		
KE237M875	87.50 / 3.445	Std.	3.268 83mm	5.758 146.25mm	1.122 28.5mm	42.0	5.3cc	.018 .50mm	.030 .76mm	8.543 217mm	12.3	S656 21mm - .827 x 2.002	8750XX	338	1
KE237M88	88.00 / 3.464	0.020									12.4	8800XX	343		

Optional K1 Rod for Ford YB Series: Part # 011BP29129

Ford Duratec 2.3 Liter (OE naturally aspirated)

Kit Part #	Bore mm / Inch	Oversize	Stroke	Rod	Comp. Ht.	Head cc's	Volume	Gasket Thickness	Deck Clearance	Block Ht.	Comp. Ratio	Pin Part # (Included)	Ringset (Included)	Avg. Wt.	Foot- note
K628M875	87.50 / 3.445	Std.	3.701 94mm	6.092 154.75mm	1.122 28.5mm	42.0	-23cc	.018 .50mm	.030 .76mm	9.095 231mm	8.9	S656 21mm - .827 x 2.002	8750XX	309	1
K628M88	88.00 / 3.464	0.020									8.9	8800XX	315		
K629M875	87.50 / 3.445	Std.	3.701 94mm	6.092 154.75mm	1.122 28.5mm	42.0	-7cc	.018 .50mm	.030 .76mm	9.095 231mm	11.0	S656 21mm - .827 x 2.002	8750XX	306	1, B
K629M88	88.00 / 3.464	0.020									11.1	8800XX	311		
KE257M875	87.50 / 3.445	Std.	3.701 94mm	6.092 154.75mm	1.122 28.5mm	42.0	5.3cc	.018 .50mm	.030 .76mm	9.095 231mm	12.5	S656 21mm - .827 x 2.002	8750XX	338	1
KE257M88	88.00 / 3.464	0.020									12.6	8800XX	343		

Ford Duratec 2.3 (OE DISI turbo)

Kit Part #	Bore mm / Inch	Oversize	Stroke	Rod	Comp. Ht.	Head cc's	Volume	Gasket Thickness	Deck Clearance	Block Ht.	Comp. Ratio	Pin Part # (Included)	Ringset (Included)	Avg. Wt.	Foot- note
K640M875	87.50 / 3.445	Std.	3.701 94mm	5.930 150.75mm	1.270 32.25mm	42.0	-13.3cc	.018 .50mm	.040 1.0mm	9.095 231mm	9.5	S754 22.5mm - .886 x 2.362	8750XX	342	1
K640M88	88.00 / 3.464	0.020											8800XX	347	

Ford Focus ST225/Mondeo ST220 2.5L 20V

Kit Part #	Bore mm / Inch	Oversize	Stroke	Rod	Comp. Ht.	Head cc's	Volume	Gasket Thickness	Deck Clearance	Block Ht.	Comp. Ratio	Pin Part # (Included)	Ringset (Included)	Avg. Wt.	Foot- note
KE327M83	83.00 / 3.268	Std.	3.669 93.2mm	5.630 143mm	1.201 30.5mm	51.0	-15.2cc	.063 1.61mm	+.004 +.10mm	8.661 220mm	8.5	23mm	8300XX	326	1, H
KE327M835	83.50 / 3.287	0.020											8350XX	331	
KE227M83	83.00 / 3.268	Std.	3.669 93.2mm	5.630 143mm	1.201 30.5mm	51.0	-13cc	.063 1.61mm	+.004 +.10mm	8.661 220mm	9.0	23mm	8300XX	330	1, H
KE227M835	83.50 / 3.287	0.020											8350XX	335	
KE227M84	84.00 / 3.307	0.040											8400XX	340	

Optional K1 Rod for Ford RS Focus Series: Part # 044DW21143



GENERAL MOTORS

GM Ecotec 2.2 Liter 16V

Kit Part #	Bore mm / Inch	Oversize	Stroke	Rod	Comp. Ht.	Head cc's	Volume	Gasket Thickness	Deck Clearance	Block Ht.	Comp. Ratio	Pin Part # (Included)	Ringset (Included)	Avg. Wt.	Foot- note
K583M86	86.00 / 3.386	Std.	3.724	5.768	1.053	53.2	-8cc	.040	.017	8.700	8.9	S623 20mm - .787 x 2.500	8600XX	300	1, 3
K583M865	86.50 / 3.405	0.020	94.6mm	146.5mm	26.75mm		1.0mm	.43mm	221mm			8650XX	310		
K582M86	86.00 / 3.386	Std.	3.724	5.768	1.053	53.2	0	.040	.017	8.700	10.0	S623 20mm - .787 x 2.500	8600XX	276	1, 3
K582M865	86.50 / 3.405	0.020	94.6mm	146.5mm	26.75mm		1.0mm	.43mm	221mm			8650XX	283		

GM LD9 2.4L • 1996-2002

Kit Part #	Bore mm / Inch	Oversize	Stroke	Rod	Comp. Ht.	Head cc's	Volume	Gasket Thickness	Deck Clearance	Block Ht.	Comp. Ratio	Pin Part # (Included)	Ringset (Included)	Avg. Wt.	Foot- note
K584M90	90.00 / 3.543	Std.	3.701	5.709	1.181	61.5	-7.5	.040	0	8.740	9.0	S625 22mm - .866 x 2.500	9000XX	330	1, 3
K584M905	90.50 / 3.563	0.020	94mm	145mm	30mm		1.0mm			222mm		9050XX	335		

GM LNF 2.0L DI • 16V turbo 2007+ Solstice GXP, Sky Red line, '08+ Chevy HHR, Cobalt SS, Saab 9-3 2

Kit Part #	Bore mm / Inch	Oversize	Stroke	Rod	Comp. Ht.	Head cc's	Volume	Gasket Thickness	Deck Clearance	Block Ht.	Comp. Ratio	Pin Part # (Included)	Ringset (Included)	Avg. Wt.	Foot- note									
K635M86	86.00 / 3.386	Std.	3.386	5.709	1.215	51.0	0	.025	.044	8.661	9.2	S752 23mm - .905 x 2.362	8600XX	359	1									
K635M865	86.50 / 3.405	0.020											86mm	145mm		30.85mm		.64MM	1.12mm	220mm			8650XX	350
K635M88 **	88.00 / 3.464	0.080																					8800XX	387

*** recommend sleeving for 88mm bore

GM ZZZ Pontiac Vibe GT 1.8L 16V (also Celica and Lotus Elise, Sleeve bore for best results)

Kit Part #	Bore mm / Inch	Oversize	Stroke	Rod	Comp. Ht.	Head cc's	Volume	Gasket Thickness	Deck Clearance	Block Ht.	Comp. Ratio	Pin Part # (Included)	Ringset (Included)	Avg. Wt.	Foot- note
K565M82	82.00 / 3.228	Std.	3.346	5.429	1.228	38.0	-16cc	.020	.006	8.336	8.9	S549 20mm - .787 x 2.002	8200XX	284	1
K569M82	82.00 / 3.228	Std.	85mm	137.9mm	31.2mm		.2cc	.50mm	.15mm	211.75mm	11.3		8200XX	319	

HYUNDAI

Hyundai Beta 1 • 2.0L 16V Tiburon Turbo 1996-2002 Engine G4GF

Kit Part #	Bore mm / Inch	Oversize	Stroke	Rod	Comp. Ht.	Head cc's	Volume	Gasket Thickness	Deck Clearance	Block Ht.	Comp. Ratio	Pin Part # (Included)	Ringset (Included)	Avg. Wt.	Foot- note
K585M825	82.50 / 3.248	0.020	3.681	5.753	1.220		-11.5cc	.028				S623 20mm - .787 x 2.500	8250XX	294	1, 3
K585M83	83.00 / 3.268	0.040	93.5mm	146.1mm	31mm			.71mm				8300XX	296		

Hyundai4B11 Theta 2 • 2.0L 16V Hyundai Genesis Turbo G4KF

Kit Part #	Bore mm / Inch	Oversize	Stroke	Rod	Comp. Ht.	Head cc's	Volume	Gasket Thickness	Deck Clearance	Block Ht.	Comp. Ratio	Pin Part # (Included)	Ringset (Included)	Avg. Wt.	Foot- note
K651M86	86.00 / 3.386	Std.	3.386	5.748	1.181	50.5	-4cc	.026	.015	8.858	9.3	S751 22mm - .866 x 2.362	8600XX	356	1, 3
K651M865	86.50 / 3.405	0.020	86mm	146mm	30mm			.66mm	.38mm	225mm		8650XX	359		

Optional K1 Rod for Hyundai 2.0 Genesis Series: Part # 016CA17146

Foot Notes (far right column)

- 1 - Most Wiseco Pistons have offset pins. (Pins must be offset, same as OEM, for quietest operation).
 - 2 - Due to compression height that may protrude above the deck, it is recommended that a 1.00mm thick head gasket is used.
 - 3 - Optional pin upgrade available.
 - 4 - Utilizes extra deep valve pockets to expand the range of I-Vtec with big cams and milled heads
 - 6 - These pistons have an oil ring groove that is lower than OE. Will not work with sleeves with access hole if the oil ring is not pinned in place.
- B - Build to order.
C - Stroker Kit for B25 stroker Crank.
D - Weight reduction possible.
E - With valve pockets unlike K557M Series.
G - Only with 2.5L connecting rods
H - Based on Volvo rod 23mm. Ford OEM 21mm.
- P - Piston guided rod, washer required.
Q - Oil Squirter modification required.
R - Pin 20mm, OEM = 20.65mm (13/16)

**LANCIA****Lancia Delta HF Integrale • 2.0L 16V / Fiat Coupe turbo 16V • Standard Compression**

Kit Part #	Bore mm / Inch	Oversize	Stroke	Rod	Comp. Ht.	Head cc's	Volume	Gasket Thickness	Deck Clearance	Block Ht.	Comp. Ratio	Pin Part # (Included)	Ringset (Included)	Avg. Wt.	Foot- note
KE218M84	84.00 / 3.307	Std.	3.543 90mm	5.709 145mm	1.533 38.94	42.7	-20.5cc	.069 1.74mm	.002 .06mm	9.016 229mm	7.5	S625 22mm - .866 x 2.500	8400XX	374	1
KE218M845	84.50 / 3.327	0.020											8450XX	384	
KE218M85	85.00 / 3.346	0.040											8500XX	392	
KE218M855	85.50 / 3.366	0.060											8550XX	396	

Lancia Delta HF Integrale • 2.0L 16V / Fiat Coupe Turbo 16V • Turbo

Kit Part #	Bore mm / Inch	Oversize	Stroke	Rod	Comp. Ht.	Head cc's	Volume	Gasket Thickness	Deck Clearance	Block Ht.	Comp. Ratio	Pin Part # (Included)	Ringset (Included)	Avg. Wt.	Foot- note
KE219M845	84.50 / 3.327	0.020	3.543 90mm	5.709 145mm	1.533 38.94	42.7	-10cc	.069 1.74mm	.002 .06mm	9.016 229mm	8.5	S625 22mm - .866 x 2.500	8450XX	384	1
KE219M85	85.00 / 3.346	0.040											8500XX	390	
KE219M855	85.50 / 3.366	0.060											8550XX	394	

LOTUS**Lotus 2ZZ Elise • 1.8L 16V (also Pontiac Vibe and Toyota Celica, Sleeve bore for best results)**

Kit Part #	Bore mm / Inch	Oversize	Stroke	Rod	Comp. Ht.	Head cc's	Volume	Gasket Thickness	Deck Clearance	Block Ht.	Comp. Ratio	Pin Part # (Included)	Ringset (Included)	Avg. Wt.	Foot- note
K565M82	82.00 / 3.228	Std.	3.346 85mm	5.429 137.9mm	1.228 31.2mm	38.0	-16cc .2cc	.020 .50mm	.006 .15mm	8.336 211.75mm	8.9 11.3	S549 20mm - .787 x 2.002	8200XX	284	1
K569M82	82.00 / 3.228	Std.											8200XX	319	

MAZDA**Mazda Miata 1.6L 16V Turbo (B6)**

Kit Part #	Bore mm / Inch	Oversize	Stroke	Rod	Comp. Ht.	Head cc's	Volume	Gasket Thickness	Deck Clearance	Block Ht.	Comp. Ratio	Pin Part # (Included)	Ringset (Included)	Avg. Wt.	Foot- note
K554M785	78.50 / 3.090	0.020	3.287 83.5mm	5.234 133mm	1.258 31.95mm	36.0	-13cc	.043 1.1mm	+.006 +.15mm	8.130 206.5mm	8.6 8.7 8.7	S623 20mm - .787 x 2.500	7850XX	275	1, 3
K554M79	79.00 / 3.110	0.040											7900XX	284	
K554M795	79.50 / 3.130	0.060											7950XX	292	

Mazda Miata MX-5 & Protégé 1.8L 16V (BP engine code) 207mm deck & different valve angles on 1999+

Kit Part #	Bore mm / Inch	Oversize	Stroke	Rod	Comp. Ht.	Head cc's	Volume	Gasket Thickness	Deck Clearance	Block Ht.	Comp. Ratio	Pin Part # (Included)	Ringset (Included)	Avg. Wt.	Foot- note
K553M835	83.50 / 3.287	0.020	3.346 85mm	5.234 133mm	1.201 30.5mm	52.0	-4cc	.031 .79mm	.020 .50mm	8.130 206.5mm	8.4 8.5 8.5	S641 20mm - .787 x 1.986	8350XX	301	1, 3
K553M84	84.00 / 3.307	0.040											8400XX	309	
K553M845	84.50 / 3.327	0.060											8450XX	315	
K590M835	83.50 / 3.287	0.020	3.346 85mm	5.234 133mm	1.201 30.5mm	52.0	7cc	.031 .79mm	.020 .50mm	8.130 206.5mm	9.9 10.0	S641 20mm - .787 x 1.986	8350XX	288	1
K590M84	84.00 / 3.307	0.040											8400XX	293	

Optional K1 Rod for Mazda 1.8 BP: Part # 028CC14133

Mazda 2.0L 16V FS (Fits Mazdaspeed 2003 Turbo, 626 and Probe)

Kit Part #	Bore mm / Inch	Oversize	Stroke	Rod	Comp. Ht.	Head cc's	Volume	Gasket Thickness	Deck Clearance	Block Ht.	Comp. Ratio	Pin Part # (Included)	Ringset (Included)	Avg. Wt.	Foot- note
K614M83	83.00 / 3.268	Std.	3.622 92mm	5.325 135.25	1.175 29.85mm	38.0	-16.5cc	.032 .91mm	.16 .40mm	8.327 211.5mm	9.1 9.2 9.3	S622 19mm - .748 x 2.500	8300XX	283	1, 3
K614M835	83.50 / 3.287	0.020											8350XX	292	
K614M84	84.00 / 3.307	0.040											8400XX	298	

Mazda Duratec 2.0L 16V

Kit Part #	Bore mm / Inch	Oversize	Stroke	Rod	Comp. Ht.	Head cc's	Volume	Gasket Thickness	Deck Clearance	Block Ht.	Comp. Ratio	Pin Part # (Included)	Ringset (Included)	Avg. Wt.	Foot- note
K628M875	87.50 / 3.445	Std.	3.268 83mm	5.758 146.25mm	1.122 28.5mm	42.0	-23cc	.020 .50mm	.030 .76mm	8.543 217mm	7.9 8.0	S656 21mm - .827 x 2.002	8750XX	309	1, 3
K628M88	88.00 / 3.464	0.020											8800XX	315	
K629M875	87.50 / 3.445	Std.	3.268 83mm	5.758 146.25mm	1.122 28.5mm	42.0	-7cc	.020 .50mm	.030 .76mm	8.543 217mm	9.9 10.0	S656 21mm - .827 x 2.002	8750XX	306	1, 3
K629M88	88.00 / 3.464	0.020											8800XX	311	
KE237M875	87.50 / 3.445	Std.	3.268 83mm	5.758 146.25mm	1.122 28.5mm	42.0	5.3cc	.020 .50mm	.030 .76mm	8.543 217mm	12.3 12.4	S656 21mm - .827 x 2.002	8750XX	338	1, 3
KE237M88	88.00 / 3.464	0.020											8800XX	343	

Optional K1 Rod for Ford Duratec Series: Part # 011BL16576



MAZDA (CONTINUED)

Mazda 2.3 Liter MZR (OE naturally aspirated) Not Mazdaspeed3 with 22.5mm pin

Kit Part #	Bore mm / Inch	Oversize	Stroke	Rod	Comp. Ht.	Head cc's	Volume	Gasket Thickness	Deck Clearance	Block Ht.	Comp. Ratio	Pin Part # (Included)	Ringset (Included)	Avg. Wt.	Foot- note
K628M875	87.50 / 3.445	Std.	3.701	6.092	1.122	42.0	-23cc	.020	.030	9.095	8.8	S656 21mm - .827 x 2.002	8750XX	309	1, 3
K628M88	88.00 / 3.464	0.020	94mm	154.75mm	28.5mm			.50mm	.76mm	231mm	8.9		8800XX	315	
K629M875	87.50 / 3.445	Std.	3.701	6.092	1.122	42.0	-7cc	.020	.030	9.095	11.0	S656 21mm - .827 x 2.002	8750XX	306	1, 3
K629M88	88.00 / 3.464	0.020	94mm	154.75mm	28.5mm			.50mm	.76mm	231mm	11.1		8800XX	311	
KE257M875	87.50 / 3.445	Std.	3.701	6.092	1.122	42.0	5.3cc	.020	.030	9.095	12.5	S656 21mm - .827 x 2.002	8750XX	338	1, 3
KE257M88	88.00 / 3.464	0.020	94mm	154.75mm	28.5mm			.50mm	.76mm	231mm	12.6		8800XX	343	

Optional K1 Rod for Mazda 2.3 Series: Part # 011BM16155

Mazda 2.3 Liter MZR DISI (OE DISI Turbo) Mazdaspeed 3 / Mazdaspeed 6

Kit Part #	Bore mm / Inch	Oversize	Stroke	Rod	Comp. Ht.	Head cc's	Volume	Gasket Thickness	Deck Clearance	Block Ht.	Comp. Ratio	Pin Part # (Included)	Ringset (Included)	Avg. Wt.	Foot- note
K640M875	87.50 / 3.445	Std.	3.701	5.927	1.270	42.0	-13.3cc	.020	.040	9.095	9.8	S754 22.5mm - - .886 x 2.362	8750XX	342	1
K640M88	88.00 / 3.464	0.020	94mm	150.55mm	32.25mm			.50mm	1.0mm	231mm	9.9		8800XX	346	

Optional K1 Rod for Mazda 2.3 DISI Turbo: Part # 028CF19151

MERCEDES

Mercedes EVO 1 M102E23 • 2.3L 16V • Turbo (must use aftermarket 149mm rod, OEM rod is 145mm)

Kit Part #	Bore mm / Inch	Oversize	Stroke	Rod	Comp. Ht.	Head cc's	Volume	Gasket Thickness	Deck Clearance	Block Ht.	Comp. Ratio	Pin Part # (Included)	Ringset (Included)	Avg. Wt.	Foot- note
KE230M955	95.50 / 3.760	Std.	3.159 80.25mm	5.866 149mm	1.531 38.9cc	57.0	-10cc	.069 1.75mm			9.0	S710 22mm - .866 x 2.500	9550XX	468	1, G, P
KE230M96	96.00 / 3.780	0.020											9600XX	474	
KE230M965	96.50 / 3.799	0.040											9650XX	479	

Optional K1 Rod for M102E23 Series: Part # MBH5866BAGB4-A

Mercedes EVO 2 M102E25 • 2.5L 16V • Turbo

Kit Part #	Bore mm / Inch	Oversize	Stroke	Rod	Comp. Ht.	Head cc's	Volume	Gasket Thickness	Deck Clearance	Block Ht.	Comp. Ratio	Pin Part # (Included)	Ringset (Included)	Avg. Wt.	Foot- note
KE228M955	95.50 / 3.760	Std.	3.433 87.2mm	5.866 149mm	1.343 34.1mm	57.0	-10cc	.069 1.75mm			9.0	S710 22mm - .866 x 2.500	9550XX	398	1, P
KE228M96	96.00 / 3.780	0.020											9600XX	408	
KE228M965	96.50 / 3.799	0.040											9650XX	413	

Optional K1 Rod for M102E25 Series: Part # MBH5866BAGB4-A

MITSUBISHI DSM

FIRST GENERATION

Mitsubishi 4G63 2.0L Gen 1 • Lancer EVO 1-3/Eclipse/Galant VR-4 • 1988-92 • 6-Bolt

Kit Part #	Bore mm / Inch	Oversize	Stroke	Rod	Comp. Ht.	Head cc's	Volume	Gasket Thickness	Deck Clearance	Block Ht.	Comp. Ratio	Pin Part # (Included)	Ringset (Included)	Avg. Wt.	Foot- note
<i>Includes .200 wall pin</i>															
K559M85	85.00 / 3.346	Std.	3.465 88mm	5.906 150mm	1.378 35mm	47.0	-17cc	.042 1.1mm	0	9.015 229mm	8.1	S709 21mm - .827 x 2.500	8500XX	324	1
K559M855	85.50 / 3.366	0.020									8.2		8550XX	332	
K559M86	86.00 / 3.386	0.040									8.3		8600XX	340	
K559M865	86.50 / 3.405	0.060									8.4		8650XX	348	
K560M85	85.00 / 3.346	Std.	3.465 88mm	5.906 150mm	1.378 35mm	47.0	-10cc	.042 1.1mm	0	9.015 229mm	8.9	S709 21mm - .827 x 2.500	8500XX	343	1
K560M855	85.50 / 3.366	0.020									9.0		8550XX	349	
K560M86	86.00 / 3.386	0.040									9.1		8600XX	361	
K560M865	86.50 / 3.405	0.060									9.2		8650XX	369	

Foot Notes (far right column)

- Most Wiseco Pistons have offset pins. (Pins must be offset, same as OEM, for quietest operation).
 - Due to compression height that may protrude above the deck, it is recommended that a 1.00mm thick head gasket is used.
 - Optional pin upgrade available.
 - Utilizes extra deep valve pockets to expand the range of I-Vtec with big cams and milled heads
 - These pistons have an oil ring groove that is lower than OE. Will not work with sleeves with access hole if the oil ring is not pinned in place.
- B - Build to order.
C - Stroker Kit for B25 stroker Crank.
D - Weight reduction possible.
E - With valve pockets unlike K557M Series.
G - Only with 2.5L connecting rods
H - Based on Volvo rod 23mm. Ford OEM 21mm.
- P - Piston guided rod, washer required.
Q - Oil Squirter modification required.
R - Pin 20mm, OEM = 20.65mm (13/16)



MITSUBISHI DSM (CONTINUED)

Mitsubishi 1400HD • 8.5:1 • Includes .225 Wall Tool Steel Pins • 4G63 2.0L Gen 1 • Lancer EVO 1-3/Eclipse/Galant VR-4 • 1988-92 • 6-Bolt															
Kit Part #	Bore mm / Inch	Oversize	Stroke	Rod	Comp. Ht.	Head cc's	Volume	Gasket Thickness	Deck Clearance	Block Ht.	Comp. Ratio	Pin Part # (Included)	Ringset (Included)	Avg. Wt.	Foot-note
K625M85AP	85.00 / 3.346	Std.	3.465 88mm	5.906 150mm	1.378 35mm	47.0	-14cc	.042 1.1mm	0	9.015 229mm	8.4	S721 21mm - .827 x 2.362	8500XX	341	1
K625M855AP	85.50 / 3.366	0.020									8.5		8550XX	348	
K625M86AP	86.00 / 3.386	0.040									8.6		8600XX	350	
K625M865AP	86.50 / 3.405	0.060									8.7		8650XX	357	
K625M87AP	87.00 / 3.425	0.080									8.8		8700XX	369	

Mitsubishi 1400HD • 10.5:1 E85 Series • Includes .225 wall Tool Steel Pins • 4G63 2.0L Gen 1 • Lancer EVO 1-3/Eclipse/Galant VR-4 • 1988-92 • 6-Bolt															
Kit Part #	Bore mm / Inch	Oversize	Stroke	Rod	Comp. Ht.	Head cc's	Volume	Gasket Thickness	Deck Clearance	Block Ht.	Comp. Ratio	Pin Part # (Included)	Ringset (Included)	Avg. Wt.	Foot-note
K662M85AP	85.00 / 3.346	Std.	3.465 88mm	5.906 150mm	1.378 35mm	47.0	1	.042 1.1mm	0	9.015 229mm	10.6	S721 21mm - .827 x 2.362	8500XX	341	1
K662M8525AP	85.25 / 3.356	0.010									10.6		8525XX	367	
K662M855AP	85.50 / 3.366	0.020									10.7		8550XX	370	
K662M86AP	86.00 / 3.386	0.040									10.8		8600XX	375	

4G63, 2 Series: Part # 032CJ17150 (5.906 / 150mm)

Mitsubishi 4G63 2.0L Gen 1 with 100mm 4G64 Stroker Crank															
Kit Part #	Bore mm / Inch	Oversize	Stroke	Rod	Comp. Ht.	Head cc's	Volume	Gasket Thickness	Deck Clearance	Block Ht.	Comp. Ratio	Pin Part # (Included)	Ringset (Included)	Avg. Wt.	Foot-note
<i>Includes .200 wall pin</i>															
K571M85	85.00 / 3.346	Std.	3.937 100mm	5.906 150mm	1.130 28.7mm	47.0	-21cc	.042 1.1mm	.012 .30mm	9.015 229mm	8.5	S709 21mm - .827 x 2.500	8500XX	284	1
K571M855	85.50 / 3.366	0.020									8.6		8550XX	289	
K571M86	86.00 / 3.386	0.040									8.7		8550XX	296	

SECOND GENERATION

Mitsubishi 4G63 2.0L Gen 2 • Eclipse & Talon • 1993-01* 7 Bolt															
Kit Part #	Bore mm / Inch	Oversize	Stroke	Rod	Comp. Ht.	Head cc's	Volume	Gasket Thickness	Deck Clearance	Block Ht.	Comp. Ratio	Pin Part # (Included)	Ringset (Included)	Avg. Wt.	Foot-note
<i>Includes .200 wall pin</i>															
K548M85AP	85.00 / 3.346	Std.	3.465 88mm	5.906 150mm	1.378 35mm	47.0	-17cc	.042 1.1mm	0	9.015 229mm	8.1	S710 22mm - .866 x 2.500	8500XX	334	1
K548M8525AP	85.25 / 3.356	0.010									8.1		8525XX	339	
K548M855AP	85.50 / 3.366	0.020									8.2		8550XX	343	
K548M86AP	86.00 / 3.386	0.040									8.3		8600XX	351	
K548M8625AP	86.25 / 3.396	0.050									8.4		8625XX	357	
K548M865AP	86.50 / 3.405	0.060									8.4		8650XX	353	
K548M87AP	87.00 / 3.425	0.080	8.5	8700XX	360										
K595M85AP	85.00 / 3.346	Std.	3.465 88mm	5.906 150mm	1.378 35mm	47.0	-14cc	.042 1.1mm	0	9.015 229mm	8.4	S625 22mm - .866 x 2.500	8500XX	336	1, 3
K595M8525AP	85.25 / 3.356	0.010									8.5		8525XX	338	
K595M855AP	85.50 / 3.366	0.020									8.5		8550XX	340	
K595M86AP	86.00 / 3.386	0.040	8.6	8600XX	345										
K597M85	85.00 / 3.346	Std.	3.465 88mm	5.906 150mm	1.378 35mm	47.0	-10cc	.042 1.1mm	0	9.015 229mm	8.9	S710 22mm - .866 x 2.500	8500XX	341	1
K597M855	85.50 / 3.366	0.020									9.0		8550XX	345	
K597M86	86.00 / 3.386	0.040									9.1		8600XX	350	

Mitsubishi 1400HD • Includes .225 wall Tool Steel Pins • 4G63 2.0L Gen 2 • Eclipse & Talon • 1993-01* 7 Bolt															
Kit Part #	Bore mm / Inch	Oversize	Stroke	Rod	Comp. Ht.	Head cc's	Volume	Gasket Thickness	Deck Clearance	Block Ht.	Comp. Ratio	Pin Part # (Included)	Ringset (Included)	Avg. Wt.	Foot-note
<i>Includes .200 wall pin</i>															
K626M85AP	85.00 / 3.346	Std.	3.465 88mm	5.906 150mm	1.378 35mm	47.0	-14cc	.042 1.1mm	0	9.015 229mm	8.5	S710 22mm - .866 x 2.500	8500XX	334	1
K626M8525AP	85.25 / 3.356	0.010									8.5		8525XX	345	
K626M855AP	85.50 / 3.366	0.020									8.6		8550XX	341	
K626M86AP	86.00 / 3.386	0.040									8.6		8600XX	349	
K626M8625AP	86.25 / 3.396	0.050									8.7		8625XX	359	
K626M865AP	86.50 / 3.405	0.060									8.7		8650XX	362	
K626M87AP	87.00 / 3.425	0.080	8.8	8700XX	369										


MITSUBISHI DSM (CONTINUED)
Mitsubishi 1400HD • Includes .225 wall Tool Steel Pins • 4G63 2.0L Gen 2 • Eclipse & Talon • 1993-01* 7 Bolt

Kit Part #	Bore mm / Inch	Oversize	Stroke	Rod	Comp. Ht.	Head cc's	Volume	Gasket Thickness	Deck Clearance	Block Ht.	Comp. Ratio	Pin Part # (Included)	Ringset (Included)	Avg. Wt.	Foot- note
Includes .200 wall pin															
K656M85AP	85.00 / 3.346	Std.	3.465 88mm	5.906 150mm	1.378 35mm	47.0	-4.5cc	.042 1.1mm	0	9.015 229mm	9.6	S710 22mm - .866 x 2.500	8500XX	372	1
K656M8525AP	85.25 / 3.356	0.010									9.7		8525XX	376	
K656M855AP	85.50 / 3.366	0.020									9.7		8550XX	380	
K656M86AP	86.00 / 3.386	0.040									9.8		8600XX	390	
K656M865AP	86.50 / 3.405	0.060									10.0		8650XX	394	
K656M87AP	87.00 / 3.425	0.080									10.0		8700XX	401	

Optional K1 Rod for 4G63, 2 Series: Part # 032CJ17150 (5.906 / 150mm)

Mitsubishi 4G63 2.0L Gen 2, with 150mm Rod with 100mm Stroker Crank (Con. rod small end 1.000 or less)

Kit Part #	Bore mm / Inch	Oversize	Stroke	Rod	Comp. Ht.	Head cc's	Volume	Gasket Thickness	Deck Clearance	Block Ht.	Comp. Ratio	Pin Part # (Included)	Ringset (Included)	Avg. Wt.	Foot- note
Includes .200 wall pin															
K596M85AP	85.00 / 3.346	Std.	3.937 100mm	5.906 150mm	1.130 28.7mm	47.0	-21cc	.042 1.1mm	.011 .30mm	9.015 229mm	8.5	S710 22mm - .866 x 2.500	8500XX	297	1
K596M8525AP	85.25 / 3.356	0.010									8.6		8525XX		
K596M855AP	85.50 / 3.366	0.020									8.6		8550XX		
K596M86AP	86.00 / 3.386	0.040									8.7		8600XX	316	

Optional K1 Rod for 4G63 Gen. 2 Series: Part # 032CJ17150 (5.906 / 150mm)

Mitsubishi 4G64 with 4G63 Head (21mm pin) 1988-92

Kit Part #	Bore mm / Inch	Oversize	Stroke	Rod	Comp. Ht.	Head cc's	Volume	Gasket Thickness	Deck Clearance	Block Ht.	Comp. Ratio	Pin Part # (Included)	Ringset (Included)	Avg. Wt.	Foot- note
K564M87	87.00 / 3.425	0.020	3.937 100mm	5.906 150mm	1.378 35mm	47.0	-22cc	.042 1.1mm	0	9.251 235mm	8.9	S624 21mm - .827 x 2.500	8700XX	336	1,3

Mitsubishi 4G64 with 4G63 DSM head (22mm pin) 1993-01 Gen 2

Kit Part #	Bore mm / Inch	Oversize	Stroke	Rod	Comp. Ht.	Head cc's	Volume	Gasket Thickness	Deck Clearance	Block Ht.	Comp. Ratio	Pin Part # (Included)	Ringset (Included)	Avg. Wt.	Foot- note
Includes .200 wall pin															
K548M865AP	86.50 / 3.405	Std.	3.937 100mm	5.906 150mm	1.378 35mm	47.0	-17cc	.042 1.1mm	0	9.251 235mm	9.8	S710 22mm - .866 x 2.500	8650XX	353	1
K548M87AP	87.00 / 3.425	0.020									9.9		8700XX	360	
Includes .225 wall tool steel pin															
K626M865AP	86.50 / 3.405	Std.	3.937 100mm	5.906 150mm	1.378 35mm	47.0	-14cc	.042 1.1mm	0	9.251 235mm	10.3	S722 22mm - .866 x 2.362	8650XX	356	1
K626M87AP	87.00 / 3.425	0.020									10.4		8700XX	369	

Mitsubishi 4G64 DSM • (22mm pin) 1993-05 (Valve pocket compatible with 1999 and later)

Kit Part #	Bore mm / Inch	Oversize	Stroke	Rod	Comp. Ht.	Head cc's	Volume	Gasket Thickness	Deck Clearance	Block Ht.	Comp. Ratio	Pin Part # (Included)	Ringset (Included)	Avg. Wt.	Foot- note
K548M865AP	86.50 / 3.405	Std.	3.937 100mm	5.906 150mm	1.378 35mm	47.0	-17cc	.042 1.1mm	0	9.251 235mm	9.4	S710 22mm - .866 x 2.500	8650XX	353	1
K548M87AP	87.00 / 3.425	0.020									9.5		8700XX	360	
K626M865AP	86.50 / 3.405	Std.	3.937 100mm	5.906 150mm	1.378 35mm	47.0	-14cc	.042 1.1mm	0	9.251 235mm	9.7	S722 22mm - .866 x 2.362	8650XX	356	1
K626M87AP	87.00 / 3.425	0.020									9.8		8700XX	369	

Foot Notes (far right column)

- Most Wiseco Pistons have offset pins. (Pins must be offset, same as OEM, for quietest operation).
 - Due to compression height that may protrude above the deck, it is recommended that a 1.00mm thick head gasket is used.
 - Optional pin upgrade available.
 - Utilizes extra deep valve pockets to expand the range of I-Vtec with big cams and milled heads
 - These pistons have an oil ring groove that is lower than OE. Will not work with sleeves with access hole if the oil ring is not pinned in place.
- B - Build to order.
 C - Stroker Kit for B25 stroker Crank.
 D - Weight reduction possible.
 E - With valve pockets unlike K557M Series.
 G - Only with 2.5L connecting rods
 H - Based on Volvo rod 23mm. Ford OEM 21mm.
- P - Piston guided rod, washer required.
 Q - Oil Squirter modification required.
 R - Pin 20mm, OEM = 20.65mm (13/16)



MITSUBISHI EVO

Mitsubishi 4G63 EVO 4 - 9 • 1400H.D. • 9:1cr • Includes .225 wall Tool Steel Pins															
Kit Part #	Bore mm / Inch	Oversize	Stroke	Rod	Comp. Ht.	Head cc's	Volume	Gasket Thickness	Deck Clearance	Block Ht.	Comp. Ratio	Pin Part # (Included)	Ringset (Included)	Avg. Wt.	Foot-note
Con. rod small end 1.000 or less															
K626M85AP	85.00 / 3.346	Std.	3.465 88mm	5.906 150mm	1.378 35mm	43.0	-14cc	.034 .86mm	0	9.015 229mm	8.9	S722 22mm - .866 x 2.362	8500XX	334	1
K626M8525AP	85.25 / 3.356	0.010									8525XX		345		
K626M855AP	85.50 / 3.366	0.020									8550XX		341		
K626M86AP	86.00 / 3.386	0.040									8600XX		349		
K626M8625AP	86.25 / 3.396	0.050									8625XX		359		
K626M865AP	86.50 / 3.405	0.060									8650XX		356		
K626M87AP	87.00 / 3.425	0.080									8700XX		369		

Mitsubishi 4G63 EVO 4 - 9 • 1400H.D. • E85 Series • 10.5:1cr • Includes .225 wall Tool Steel Pins															
Kit Part #	Bore mm / Inch	Oversize	Stroke	Rod	Comp. Ht.	Head cc's	Volume	Gasket Thickness	Deck Clearance	Block Ht.	Comp. Ratio	Pin Part # (Included)	Ringset (Included)	Avg. Wt.	Foot-note
Con. rod small end 1.000 or less															
K656M85AP	85.00 / 3.346	Std.	3.465 88mm	5.906 150mm	1.378 35mm	43.0	-4.5cc	.034 .86mm	0	9.015 229mm	10.5	S722 22mm - .866 x 2.362	8500XX	372	1
K656M8525AP	85.25 / 3.356	0.010									8525XX				
K656M855AP	85.50 / 3.366	0.020									8550XX		380		
K656M86AP	86.00 / 3.386	0.040									8600XX				
K656M865AP	86.50 / 3.405	0.060									8650XX				
K656M87AP	87.00 / 3.425	0.080									8700XX				

Mitsubishi 4G63 EVO 4 - 9 • 1400HD Stock Stroke • 156mm Rod • 8:1cr • Includes .225 wall Tool Steel Pins															
Kit Part #	Bore mm / Inch	Oversize	Stroke	Rod	Comp. Ht.	Head cc's	Volume	Gasket Thickness	Deck Clearance	Block Ht.	Comp. Ratio	Pin Part # (Included)	Ringset (Included)	Avg. Wt.	Foot-note
Con. rod small end 1.000 or less															
K627M85AP	85.00 / 3.346	Std.	3.465 88mm	6.142 156mm	1.137 28.87mm	43.0	-21cc	.034 .86mm	.011 .30mm	9.015 229mm	8.0	S722 22mm - .866 x 2.362	8500XX	292	1
K627M8525AP	85.25 / 3.356	0.010									8525XX		294		
K627M855AP	85.50 / 3.366	0.020									8550XX		299		
K627M86AP	86.00 / 3.386	0.040									8600XX		305		
K627M8625AP	86.25 / 3.396	0.050									8625XX		307		
K627M87AP	87.00 / 3.425	0.080									8700XX		324		
K627M875AP	87.50 / 3.445	0.100									8750XX		331		

Mitsubishi 4G63 EVO 4 - 9 • 1400HD 94mm Stroker • 153mm Rod • 8.8:1cr • Includes .225 wall Tool Steel Pins															
Kit Part #	Bore mm / Inch	Oversize	Stroke	Rod	Comp. Ht.	Head cc's	Volume	Gasket Thickness	Deck Clearance	Block Ht.	Comp. Ratio	Pin Part # (Included)	Ringset (Included)	Avg. Wt.	Foot-note
Con. rod small end 1.000 or less															
K627M85AP	85.00 / 3.346	Std.	3.701 94mm	6.024 153mm	1.137 28.87mm	43.0	-21cc	.034 .86mm	.011 .30mm	9.015 229mm	8.8	S722 22mm - .866 x 2.362	8500XX	292	1
K627M8525AP	85.25 / 3.356	0.010											8525XX	294	
K627M855AP	85.50 / 3.366	0.020											8550XX	299	
K627M86AP	86.00 / 3.386	0.040											8600XX	305	
K627M8625AP	86.25 / 3.396	0.050											8625XX	307	
K627M87AP	87.00 / 3.425	0.080											8700XX	324	
K627M875AP	87.50 / 3.445	0.100											8750XX	331	

Mitsubishi 4G63 EVO 4 - 9 • 1400HD 100mm Stroker • 9:1cr • Includes .225 wall Pins															
Kit Part #	Bore mm / Inch	Oversize	Stroke	Rod	Comp. Ht.	Head cc's	Volume	Gasket Thickness	Deck Clearance	Block Ht.	Comp. Ratio	Pin Part # (Included)	Ringset (Included)	Avg. Wt.	Foot-note
Con. rod small end 1.000 or less															
K627M85AP	85.00 / 3.346	Std.	3.937 100mm	5.906 150mm	1.137 28.87mm	43.0	-21cc	.034 .86mm	.011 .30mm	9.015 229mm	9.0	S722 22mm - .866 x 2.362	8500XX	292	1
K627M8525AP	85.25 / 3.356	0.010									8525XX		294		
K627M855AP	85.50 / 3.366	0.020									8550XX		299		
K627M86AP	86.00 / 3.386	0.040									8600XX		305		
K627M8625AP	86.25 / 3.396	0.050									8625XX		307		
K627M87AP	87.00 / 3.425	0.080									8700XX		324		
K627M875AP	87.50 / 3.445	0.100									8750XX		331		

Foot Notes (far right column)

- 1 - Most Wiseco Pistons have offset pins. (Pins must be offset, same as OEM, for quietest operation).
- 2 - Due to compression height that may protrude above the deck, it is recommended that a 1.00mm thick head gasket is used.
- 3 - Optional pin upgrade available.
- 4 - Utilizes extra deep valve pockets to expand the range of I-Vtec with big cams and milled heads
- 6 - These pistons have an oil ring groove that is lower than OE. Will not work with sleeves with access hole if the oil ring is not pinned in place.
- B - Build to order.
- C - Stroker Kit for B25 stroker Crank.
- D - Weight reduction possible.
- E - With valve pockets unlike K557M Series.
- G - Only with 2.5L connecting rods
- H - Based on Volvo rod 23mm. Ford OEM 21mm.
- P - Piston guided rod, washer required.
- Q - Oil Squirter modification required.
- R - Pin 20mm, OEM = 20.65mm (13/16)


MITSUBISHI EVO
Mitsubishi 4G63 EVO 4 - 9 with 4G64 Block • 1400HD 100mm Stroker • 9:1cr • Includes .225 wall Tool Steel Pins

Kit Part #	Bore mm / Inch	Oversize	Stroke	Rod	Comp. Ht.	Head cc's	Volume	Gasket Thickness	Deck Clearance	Block Ht.	Comp. Ratio	Pin Part # (Included)	Ringset (Included)	Avg. Wt.	Foot- note
<i>Con. rod small end 1.000 or less</i>															
K627M865AP	86.50 / 3.405	Std.	3.937 100mm	6.142 156mm	1.130 28.7mm	43.0	-21cc	.034 .86mm	-.011 .30mm	9.251 231mm	9.3	S722 22mm - .866 x 2.362	8650XX	292	1
K627M87AP	87.00 / 3.425	0.020									8700XX		294		
K627M875AP	87.50 / 3.445	0.040									8750XX		299		

Mitsubishi 4B11T EVO X 2008+

Kit Part #	Bore mm / Inch	Oversize	Stroke	Rod	Comp. Ht.	Head cc's	Volume	Gasket Thickness	Deck Clearance	Block Ht.	Comp. Ratio	Pin Part # (Included)	Ringset (Included)	Avg. Wt.	Foot- note
<i>Oil squirter must be modified or removed.</i>															
K636M86	86.00 / 3.386	Std.	3.386 86mm	5.659 143.75mm	1.309 33.25mm	49.0	-4.5cc	.048 1.2mm	0	8.661 220mm	9.2	S752 23mm - .905 x 2.362	8600XX	371	1, Q
K636M865	86.50 / 3.405	0.020									8650XX		379		
K636M87	87.00 / 3.425	0.040									8700XX		382		
K636M88	88.00 / 3.464	0.080									8800XX		395		

Optional K1 Rod for Mitsubishi Evo 10 4B11T: Part # 032CK21144

Mitsubishi 4B11 EVO X 2008+ • NEW HD FORGING

Kit Part #	Bore mm / Inch	Oversize	Stroke	Rod	Comp. Ht.	Head cc's	Volume	Gasket Thickness	Deck Clearance	Block Ht.	Comp. Ratio	Pin Part # (Included)	Ringset (Included)	Avg. Wt.	Foot- note
<i>Oil squirter must be modified or removed.</i>															
K698M86	86.00 / 3.386	Std.	3.386 86mm	5.659 143.75mm	1.309	48.000	-8cc	.048 1.2mm		8.661 220mm	8.8:1	S792 23mm - .9055 x 2.250	8600XX		
K698M8625	86.25 / 3.396	0.010									8625XX				
K698M865	86.50 / 3.405	0.020									8650XX				
K698M8675	86.75 / 3.415	0.030									8675XX				
K698M87	87.00 / 3.425	0.040									8700XX				
K698M88	88.00 / 3.464	0.080									8800XX				
K699M86	86.00 / 3.386	Std.	3.386 86mm	5.659 143.75mm	1.309	48.000	3.5cc	.048 1.2mm		8.661 220mm	10.5:1	S792 23mm - .9055 x 2.250	8600XX		
K699M8625	86.25 / 3.396	0.01									8625XX				
K699M865	86.50 / 3.405	0.02									8650XX				
K699M8675	86.75 / 3.415	0.03									8675XX				
K699M87	87.00 / 3.425	0.04									8700XX				
K699M88	88.00 / 3.464	0.08									8800XX				
K700M86	86.00 / 3.386	Std.	3.701 94mm	5.659 143.75mm	1.152	48.000	3.5cc	.048 1.2mm		8.661 220mm	8.8:1	S792 23mm - .9055 x 2.250	8600XX		
K700M8625	86.25 / 3.396	0.01									8625XX				
K700M865	86.50 / 3.405	0.02									8650XX				
K700M8675	86.75 / 3.415	0.03									8675XX				
K700M87	87.00 / 3.425	0.04									8700XX				
K700M88	88.00 / 3.464	0.08									8800XX				
K701M86	86.00 / 3.386	Std.	3.701 94mm	5.659 143.75mm	1.309	48.000	3.5cc	.048 1.2mm		8.661 220mm	9.5:1	S792 23mm - .9055 x 2.250	8600XX		
K701M8625	86.25 / 3.396	0.01									8625XX				
K701M865	86.50 / 3.405	0.02									8650XX				
K701M8675	86.75 / 3.415	0.03									8675XX				
K701M87	87.00 / 3.425	0.04									8700XX				
K701M88	88.00 / 3.464	0.08									8800XX				
K702M86	86.00 / 3.386	Std.	3.701 94mm	5.659 143.75mm	1.309	48.000	3.5cc	.048 1.2mm		8.661 220mm	10:1	S792 23mm - .9055 x 2.250	8600XX		
K702M8625	86.25 / 3.396	0.01									8625XX				
K702M865	86.50 / 3.405	0.02									8650XX				
K702M8675	86.75 / 3.415	0.03									8675XX				
K702M87	87.00 / 3.425	0.04									8700XX				
K702M88	88.00 / 3.464	0.08									8800XX				

Optional K1 Rod for 4G63, 2nd Generation Series: Part # 032CJ17150

Optional K1 4G63 Crank * 4340 Billet

Part # 032BCJ880 88mm Stroke

Part # 032BCJ940 94mm Stroke (For Stroker Custom Piston only)

Part # 032BCJ100 100mm Stroke

All have: 7-Bolt Flanges * 4G63 Main & Rod Journals * 31 lbs.

**420A****Mitsubishi 420A Eclipse 2.0L 16V DOHC 1995-02 (Same as Neon DOHC engine)**

Kit Part #	Bore mm / Inch	Oversize	Stroke	Rod	Comp. Ht.	Head cc's	Volume	Gasket Thickness	Deck Clearance	Block Ht.	Comp. Ratio	Pin Part # (Included)	Ringset (Included)	Avg. Wt.	Foot- note
K580M875	87.50 / 3.445	Std.	3.268 83mm	5.472 139mm	1.236 31.4mm	52.0	-5cc	.040 1.0mm	.004 .1mm	8.346 212mm	8.8	S624 21mm - .827 x 2.500	8750XX	331	1, 3
K580M88	88.00 / 3.464	0.020									8800XX		339		
K580M885	88.50 / 3.484	0.040									8850XX		347		
K581M875	87.50 / 3.445	Std.	3.268 83mm	5.472 139mm	1.236 31.4mm	52.0	5cc	.040 1.0mm	.004 .1mm	8.346 212mm	10.3	S624 21mm - .827 x 2.500	8750XX	334	1, 3
K581M88	88.00 / 3.464	0.020									8800XX		341		
K581M885	88.50 / 3.484	0.040									8850XX		349		

4G54B**Mitsubishi 4G54B Starion Conquest TSI 2.5L 8V 1984-89**

Kit Part #	Bore mm / Inch	Oversize	Stroke	Rod	Comp. Ht.	Head cc's	Volume	Gasket Thickness	Deck Clearance	Block Ht.	Comp. Ratio	Pin Part # (Included)	Ringset (Included)	Avg. Wt.	Foot- note
K555M92	92.00 / 3.622	0.031	3.858 98mm	6.535 166mm	1.390 35.3mm	73.5	-17cc	.052 1.3mm	.028 .70mm	9.882 251mm	7.2	S625 22mm - .866 x 2.500	9200XX	382	1, 3
K555M925	92.50 / 3.642	0.051									9250XX		396		

4G93 & 4G94**Mitsubishi 4G93 1.8L 1997-02 Mirage / Lancer**

Kit Part #	Bore mm / Inch	Oversize	Stroke	Rod	Comp. Ht.	Head cc's	Volume	Gasket Thickness	Deck Clearance	Block Ht.	Comp. Ratio	Pin Part # (Included)	Ringset (Included)	Avg. Wt.	Foot- note
K683M815AP	81.50 / 3.209	0.020	3.504 89mm	5.250 133.25	1.190 30.25mm	47.0	-2.5cc	.042 1.07mm	.027 .68mm	8.219 208.75mm	8.9	S622 19mm - .748 x 2.500	8150XX		1, 3
K683M82AP	82.00 / 3.228	0.040									8200XX				

Mitsubishi 4G94 2.0L 2002-05 Lancer

Kit Part #	Bore mm / Inch	Oversize	Stroke	Rod	Comp. Ht.	Head cc's	Volume	Gasket Thickness	Deck Clearance	Block Ht.	Comp. Ratio	Pin Part # (Included)	Ringset (Included)	Avg. Wt.	Foot- note
K683M815AP	81.50 / 3.209	Std.	3.770 95.8mm	6.023 153mm	1.190 30.25mm	49.0	-2.5cc	.042 1.07mm	.036 .91mm	9.135 231mm	9.1	S622 19mm - .748 x 2.500	8150XX		1, 3
K683M82AP	82.00 / 3.228	0.020									8200XX				

Mitsubishi 6G72T 3.0L 24V 3000GT

Kit Part #	Bore mm / Inch	Oversize	Stroke	Rod	Comp. Ht.	Head cc's	Volume	Gasket Thickness	Deck Clearance	Block Ht.	Comp. Ratio	Pin Part # (Included)	Ringset (Included)	Avg. Wt.	Foot- note
K570M915	91.50 / 3.602	0.015	2.991 76mm	5.548 140.9mm	1.250 31.75mm	48.0	-14cc	.050 1.27mm	.019 .48mm	8.313 211.15mm	7.8	S625 22mm - .866 x 2.500	9150XX	343	1, 3
K570M92	92.00 / 3.622	0.035									9200XX		355		
K570M925	92.50 / 3.642	0.055									9250XX		362		

Foot Notes (far right column)

- Most Wiseco Pistons have offset pins. (Pins must be offset, same as OEM, for quietest operation).
- Due to compression height that may protrude above the deck, it is recommended that a 1.00mm thick head gasket is used.
- Optional pin upgrade available.
- Utilizes extra deep valve pockets to expand the range of I-Vtec with big cams and milled heads
- These pistons have an oil ring groove that is lower than OE. Will not work with sleeves with access hole if the oil ring is not pinned in place.
- Build to order.
- Stroker Kit for B25 stroker Crank.
- Weight reduction possible.
- With valve pockets unlike K557M Series.
- Only with 2.5L connecting rods
- Based on Volvo rod 23mm. Ford OEM 21mm.
- Piston guided rod, washer required.
- Oil Squirter modification required.
- R - Pin 20mm, OEM = 20.65mm (13/16)



Nissan CA18DET 1.8L 16V (Oil Squirters may require modification)

Kit Part #	Bore mm / Inch	Over-size	Stroke	Rod	Comp. Ht.	Head cc's	Volume	Gasket Thickness	Deck Clearance	Block Ht.	Comp. Ratio	Pin Part # (Included)	Ringset (Included)	Avg. Wt.	Foot-note
K630M83	83.00 / 3.268	Std.	3.291	5.231	1.171	51.0	FT	.059	.014	8.061	8.4	S641 20mm - .787 x 1.986	8300XX	303	1, Q
K630M835	83.50 / 3.289	0.020	83.6mm	132.87mm	29.75mm	51.0	FT	1.5mm	.36mm	204.75mm	8.5		8950XX	309	
K630M84	84.00 / 3.307	0.040									8.6		8400XX	312	

Optional K1 Rod for RB25 / RB26: Part # 033CR16122

Nissan FJ20

Kit Part #	Bore mm / Inch	Over-size	Stroke	Rod	Comp. Ht.	Head cc's	Volume	Gasket Thickness	Deck Clearance	Block Ht.	Comp. Ratio	Pin Part # (Included)	Ringset (Included)	Avg. Wt.	Foot-note
K574M895	89.50 / 3.524	0.020	3.219	5.512	1.267	49.5	-16.7cc	.050	+.007	8.346	8.0	S625 22mm - .866 x 2.500	8950XX	383	1, 3
K574M90	90.00 / 3.543	0.040	80mm	140mm	32.18mm	49.5	-16.7cc	1.3mm	+.18mm	212mm	8.0		9000XX	386	

Nissan SR20DE & SR20DET 180SX/200SX 2.0L 16V

Kit Part #	Bore mm / Inch	Over-size	Stroke	Rod	Comp. Ht.	Head cc's	Volume	Gasket Thickness	Deck Clearance	Block Ht.	Comp. Ratio	Pin Part # (Included)	Ringset (Included)	Avg. Wt.	Foot-note	
K556M86AP	86.00 / 3.386	Std.	3.386	5.364	1.260	45.0	-12cc	.036	.0	8.317	9.0	S625 22mm - .866 x 2.500	8600XX	328	1, 2, 3	
K556M8625AP	86.25 / 3.396	0.010											8625XX	330		
K556M865AP	86.50 / 3.405	0.020											8650XX	333		
K556M87AP	87.00 / 3.425	0.040	3.386	5.364	1.260	45.0	FT	.036	.0	8.317	10.9	S625 22mm - .866 x 2.500	8700XX	345	1, 2, 3	
K557M86	86.00 / 3.386	Std.											11.0	8600XX		330
K557M865	86.50 / 3.405	0.020											11.1	8650XX		336
K557M87	87.00 / 3.425	0.040	3.386	5.364	1.260	45.0	4cc	.036	.0	8.317	12.0	S618 22mm - .866 x 2.000	8700XX	344	1, 2, E	
KE233M87	87.00 / 3.425	0.040											86mm	136.25mm		32mm

Nissan SR20 & SR20DET 92mm Stroker

Kit Part #	Bore mm / Inch	Over-size	Stroke	Rod	Comp. Ht.	Head cc's	Volume	Gasket Thickness	Deck Clearance	Block Ht.	Comp. Ratio	Pin Part # (Included)	Ringset (Included)	Avg. Wt.	Foot-note	
K655M86	86.00 / 3.386	Std.	3.622	5.364	1.140	45.0	-17cc	.036	.002	8.317	8.9	S751 22mm - .866 x 2.362	8600XX	316	1, 2, 3	
K655M865	86.50 / 3.405	0.020											9.0	8650XX		321
K655M87	87.00 / 3.425	0.040											9.0	8700XX		327
K655M89	89.00 / 3.504	0.120											9.4	8900XX		350

Optional K1 Rod for SR20 Bushed: Part # 033CS17136

Optional K1 Crank for SR20 Crank: Part # 032ECS920 (Strokers only)

Nissan KA24DE 240SX 2.4L 16V 1991-98

Kit Part #	Bore mm / Inch	Over-size	Stroke	Rod	Comp. Ht.	Head cc's	Volume	Gasket Thickness	Deck Clearance	Block Ht.	Comp. Ratio	Pin Part # (Included)	Ringset (Included)	Avg. Wt.	Foot-note	
K586M89AP	89.00 / 3.504	352.000	3.780	6.496	1.336	46.0	-22cc	.045	.003	9.724	8.9	S624 21mm - .827 x 2.500	8900XX	352	1, 3	
K586M895AP	89.50 / 3.524	0.020											9.0	8950XX		358
K586M90AP	90.00 / 3.543	0.040											9.0	9000XX		363
K586M905AP	90.50 / 3.563	0.060											9.1	9050XX		370
K587M89	89.00 / 3.504	Std.	3.780	6.496	1.336	46.0	-9cc	.045	.003	9.724	10.5	S624 21mm - .827 x 2.500	8900XX	360	1, 3	
K587M895	89.50 / 3.524	0.020											10.6	8950XX		364
K587M90	90.00 / 3.543	0.040											10.7	9000XX		369
K587M905	90.50 / 3.563	0.060											10.8	9050XX		374

Optional K1 Rod for KA24: Part # 033CP16165

Nissan QR25DE Sentra 2.5L 16V

Kit Part #	Bore mm / Inch	Over-size	Stroke	Rod	Comp. Ht.	Head cc's	Volume	Gasket Thickness	Deck Clearance	Block Ht.	Comp. Ratio	Pin Part # (Included)	Ringset (Included)	Avg. Wt.	Foot-note	
K670M8900AP	89.00 / 3.504	Std.	3.937	5.630	1.260	55.0	-19.5cc	.040	.020	8.878	8.4	S623 20mm - .787 x 2.500	8900XX	331	1, 3	
K670M8950AP	89.50 / 3.524	0.020											8.5	8950XX		340
K670M9000AP	90.00 / 3.543	0.040											8.6	9000XX		345
K671M8900AP	89.00 / 3.504	Std.	3.937	5.630	1.260	55.0	-1.8cc	.040	.020	8.878	10.4	S623 20mm - .787 x 2.500	8900XX	358	1, 3	
K671M8950AP	89.50 / 3.524	0.020											100mm	143mm		32mm

Optional K1 Rod for QR25: Part # 033CQ14143

Nissan RB25DET Skyline 2.5L 24V

Kit Part #	Bore mm / Inch	Over-size	Stroke	Rod	Comp. Ht.	Head cc's	Volume	Gasket Thickness	Deck Clearance	Block Ht.	Comp. Ratio	Pin Part # (Included)	Ringset (Included)	Avg. Wt.	Foot-note									
K578M8625AP	86.25 / 3.396	0.010	2.823	4.783	1.240	66.5	14cc	.040	+.013	7.421	8.4	S624 21mm - .827 x 2.500	8625XX	405	1, 2, 3									
K578M865AP	86.50 / 3.405	0.020											71.7mm	121.5mm		31.5mm	66.5	14cc	1.0mm	.33mm	188.5mm	8.4	8650XX	401
K578M87AP	87.00 / 3.425	0.040											8.5	8700XX		406								

**NISSAN****Nissan RB26DETT Skyline 2.6L 24V**

Kit Part #	Bore mm / Inch	Over-size	Stroke	Rod	Comp. Ht.	Head cc's	Volume	Gasket Thickness	Deck Clearance	Block Ht.	Comp. Ratio	Pin Part # (Included)	Ringset (Included)	Avg. Wt.	Foot-note
K591M86AP	86.00 / 3.386	Std.	73.68mm	4.783 121.5mm	1.181 30mm	66.5	14cc	.045 1.1mm	.006 .15mm	7.421 188.5mm	8.1	S624 21mm - .827 x 2.500	8600XX	334	1, 3
K591M8625AP	86.25 / 3.396	0.010									8.1		8625XX	342	
K591M865AP	86.50 / 3.405	0.020									8.2		8650XX	348	
K591M87AP	87.00 / 3.425	0.040									8.3		8700XX	348	
K591M8725AP	87.25 / 3.435	0.050									8.3		8725XX	338	
K591M875AP	87.50 / 3.445	0.060									8.4		8750XX	360	

Optional K1 Rod for Mitsubishi Evo 10 4B11T: Part # 032CK21144

Nissan VG30DETT 300ZX 3.0L 24V 1990-96

Kit Part #	Bore mm / Inch	Over-size	Stroke	Rod	Comp. Ht.	Head cc's	Volume	Gasket Thickness	Deck Clearance	Block Ht.	Comp. Ratio	Pin Part # (Included)	Ringset (Included)	Avg. Wt.	Foot-note
K549M87AP	87.00 / 3.425	Std.	3.270 83mm	6.071 154mm	1.260 32mm	49.5	-9cc	.045 1.2mm	.005 .12mm	8.971 227.86mm	8.4	S625 22mm - .866 x 2.500	8700XX	325	1, 3
K549M8725AP	87.25 / 3.435	0.010									8.4		8725XX	330	
K549M875AP	87.50 / 3.445	0.020									8.5		8750XX	335	
K549M88AP	88.00 / 3.464	0.040									8.6		8800XX	344	

Nissan VQ35DE 3.5L 24V V6 • 350Z Maxima, Altima, and Infiniti G35 2004-06

Kit Part #	Bore mm / Inch	Over-size	Stroke	Rod	Comp. Ht.	Head cc's	Volume	Gasket Thickness	Deck Clearance	Block Ht.	Comp. Ratio	Pin Part # (Included)	Ringset (Included)	Avg. Wt.	Foot-note
K605M955AP	95.50 / 3.760	Std.	3.205 81.4mm	5.676 144.2mm	1.168 29.67mm	57.0	-10cc	.024 .60mm	.018 .46mm	8.464 215mm	8.8	S625 22mm - .866 x 2.500	9550XX	354	1, 3
K605M96AP	96.00 / 3.780	0.020											9600XX	360	
K606M955	95.50 / 3.760	Std.	3.205 81.4mm	5.676 144.2mm	1.168 29.67mm	57.0	7cc	.024 .60mm	.018 .46mm	8.464 215mm	11	S625 22mm - .866 x 2.500	9550XX	375	1, 3
K606M96	96.00 / 3.780	0.020											9600XX	379	

Optional K1 Rod for Nissan VQ-35: Part # 033CV17144

Nissan VQ37VHR 3.7L 24V V6 • G37, 370Z

Kit Part #	Bore mm / Inch	Over-size	Stroke	Rod	Comp. Ht.	Head cc's	Volume	Gasket Thickness	Deck Clearance	Block Ht.	Comp. Ratio	Pin Part # (Included)	Ringset (Included)	Avg. Wt.	Foot-note
K643M955	95.50 / 3.760	Std.	3.385 86mm	5.881 149.4mm	1.198 30.43mm	50.5cc	-15.5cc	.024 .60mm	.026 .66mm	8.797 223.4mm	9	S710 22mm - .866 x 2.500	9550XS	365	1
K643M96	96.00 / 3.780	0.020											9600XS	372	

Optional K1 Rod for Nissan VQ37 VHR: Part # 033CW17150

Nissan VQ37VHR 3.7L 24V V6 • G37, 370Z • NEW HD FORGING

Kit Part #	Bore mm / Inch	Over-size	Stroke	Rod	Comp. Ht.	Head cc's	Volume	Gasket Thickness	Deck Clearance	Block Ht.	Comp. Ratio	Pin Part # (Included)	Ringset (Included)	Avg. Wt.	Foot-note
K696M955	95.50 / 3.760	Std.	3.385 86mm	5.881 149.4mm	1.198 30.43mm	50.5cc	-3.5	.024 .60mm	.026 .66mm	8.797 223.4mm	10.5	S624 21mm - .827 x 2.500	9550XX	1	
K696M96	96.00 / 3.780	0.020											9600XX		
K696M965	96.50 / 3.799	0.040											9650XX		
K697M955	95.50 / 3.760	Std.	3.385 86mm	5.881 149.4mm	1.198 30.43mm	50.5cc	2.7	.024 .60mm	.026 .66mm	8.797 223.4mm	11.5	S624 21mm - .827 x 2.500	9550XX	1	
K697M96	96.00 / 3.780	0.020											9600XX		
K697M965	96.50 / 3.799	0.040											9650XX		

Nissan VQ37VHR 3.7L 24V V6 • G37, 370Z • NEW HD FORGING

Kit Part #	Bore mm / Inch	Over-size	Stroke	Rod	Comp. Ht.	Head cc's	Volume	Gasket Thickness	Deck Clearance	Block Ht.	Comp. Ratio	Pin Part # (Included)	Ringset (Included)	Avg. Wt.	Foot-note
K692M955	95.50 / 3.760	Std.	3.480 88.39mm	6.496 164.9mm	1.350 34.3mm	64.2cc	-1.2	.030 .762mm	.026 .66mm	9.606 243.9mm	9.5	S792 23mm - .905 x 2.250	9550XX	1	
K692M9558	95.58 / 3.763	0.003											9575XX		
K693M955	95.50 / 3.760	Std.											6.6		9550XX
K693M9558	95.58 / 3.763	0.003		9575XX											
K694M955	95.50 / 3.760	Std.	3.760 88.39mm	6.496 164.9mm	1.210 mm	64.2cc	-7	.030 .762mm	.026 .66mm	9.606 243.9mm	9.5	S792 23mm - .905 x 2.250	9550XX	1	
K694M9558	95.58 / 3.763	0.003											9575XX		
K695M955	95.50 / 3.760	Std.											3.5		9550XX
K695M9558	95.58 / 3.763	0.003		9575XX											

Nissan VR38DETT 3.8L 24V V6 • Nissan GTR HD2 Asymmetric Skirt • 9.5:1cr • Gas Ported • Includes .225 wall tool steel pins

Kit Part #	Bore mm / Inch	Over-size	Stroke	Rod	Comp. Ht.	Head cc's	Volume	Gasket Thickness	Deck Clearance	Block Ht.	Comp. Ratio	Pin Part # (Included)	Ringset (Included)	Avg. Wt.	Foot-note
K681M955AP	95.50 / 3.760	Std.	3.480 88.4mm	6.496 165mm	1.350 34.3mm	64.2cc	-1.8cc	.030 .76mm	.020 .50mm	9.606 244mm	9.5	S790 23mm - .905 x 2.250	9550XX	445	1
K681M9558AP	95.58 / 3.763	0.003											9575XX	446	


NISSAN / OPEL / VAUXHALL
Nissan VR38DETT 3.8L 24V V6 • Nissan GTR HD2 Asymmetric Skirt • 9.5:1cr • Stroker • Gas Ported • Includes .225 wall tool steel pins

Kit Part #	Bore mm / Inch	Over-size	Stroke	Rod	Comp. Ht.	Head cc's	Volume	Gasket Thickness	Deck Clearance	Block Ht.	Comp. Ratio	Pin Part # (Included)	Ringset (Included)	Avg. Wt.	Foot-note
K680M955AP	95.50 / 3.760	Std.	3.717	6.496	1.350	64.2cc	-6.3cc	.030	.020	9.606	9.5	S790 23mm - .905 x 2.250	9550XX	432	1
K680M9558AP	95.58 / 3.763	0.003	94.4mm	165mm	34.3mm			.76mm	.50mm	244mm		9575XX	432		

Opel X16XE Corsa and various 1.6L 16V • Turbo

Kit Part #	Bore mm / Inch	Over-size	Stroke	Rod	Comp. Ht.	Head cc's	Volume	Gasket Thickness	Deck Clearance	Block Ht.	Comp. Ratio	Pin Part # (Included)	Ringset (Included)	Avg. Wt.	Foot-note
KE159M79	79.00 / 3.110	Std.	3.209 81.5mm	5.108 129.75mm	1.110 28.2mm	34.5cc	-15cc	.050 1.27mm			8.8	S621 18mm - .708 x 2.500	7900XX	273	1
KE159M795	79.50 / 3.130	0.020											7950XX	277	
KE159M80	80.00 / 3.150	0.040											8000XX	291	
KE161M79	79.00 / 3.110	Std.	3.209 81.5mm	5.108 129.75mm	1.110 28.2mm	34.5cc	-15cc	.050 1.27mm			11.5	S524 18mm - .708 x 2.244	7900XX	291	1
KE161M795	79.50 / 3.130	0.020											7950XX	295	
KE161M80	80.00 / 3.150	0.040											8000XX	309	

Opel C20XE 2.0L 16V • Astra/Vectra • High compression (stock is 10.5:1)

Kit Part #	Bore mm / Inch	Over-size	Stroke	Rod	Comp. Ht.	Head cc's	Volume	Gasket Thickness	Deck Clearance	Block Ht.	Comp. Ratio	Pin Part # (Included)	Ringset (Included)	Avg. Wt.	Foot-note
KE163M86	86.00 / 3.386	Std.	3.386 86mm	5.634 143.1mm	1.198 30.43mm	42.6	5.2cc	.055 1.4mm	.008 .20mm	8.533 216.75mm	12.0	S527 21mm - .827 x 2.126	8600XX	345	1
KE163M865	86.50 / 3.405	0.020											8650XX	351	
KE163M87	87.00 / 3.425	0.040											8700XX	356	

Optional K1 Rod for C20XE Series: Part # 042DO16143

Opel C20LET 2.0L 16V • Astra/Vectra/Calibra Turbo

Kit Part #	Bore mm / Inch	Over-size	Stroke	Rod	Comp. Ht.	Head cc's	Volume	Gasket Thickness	Deck Clearance	Block Ht.	Comp. Ratio	Pin Part # (Included)	Ringset (Included)	Avg. Wt.	Foot-note
KE165M86	86.00 / 3.386	Std.	3.386 86mm	5.634 143.1mm	1.198 30.43mm	43.0	-13cc	.055 1.4mm	.008 .20mm	8.533 216.75mm	8.8	S624 21mm - .827 x 2.500	8600XX	323	1
KE165M865	86.50 / 3.405	0.020											8650XX	329	
KE165M87	87.00 / 3.425	0.040											8700XX	334	

Optional K1 Rod for C20LET Series: Part # 042DO16143

Opel LNF 2.0L 16V • Vectra • Standard Compression

Kit Part #	Bore mm / Inch	Over-size	Stroke	Rod	Comp. Ht.	Head cc's	Volume	Gasket Thickness	Deck Clearance	Block Ht.	Comp. Ratio	Pin Part # (Included)	Ringset (Included)	Avg. Wt.	Foot-note
K635M86	86.00 / 3.386	Std.	3.386 86mm	5.709 145mm	1.215 30.85mm		FT	.025 .64mm	.044 1.1mm	8.661 220mm	9.2	S752 23mm - .905 x 2.362	8600XX	359	1
K635M865	86.50 / 3.405	0.020											8650XX	350	

Opel Ecotec 2.2L 16V • Vectra

Kit Part #	Bore mm / Inch	Over-size	Stroke	Rod	Comp. Ht.	Head cc's	Volume	Gasket Thickness	Deck Clearance	Block Ht.	Comp. Ratio	Pin Part # (Included)	Ringset (Included)	Avg. Wt.	Foot-note
K583M86	86.00 / 3.386	Std.	3.724 94.6mm	5.768 146.5	1.053 26.75mm	53.2cc	-8cc	.041 1.04mm	.017 .43mm	8.700 221mm	8.9	S623 20mm - .787 x 2.500	8600XX	300	1, 3
K583M865	86.50 / 3.405	0.020											8650XX	310	
K582M86	86.00 / 3.386	Std.	3.724 94.6mm	5.768 146.5	1.053 26.75mm	53.2cc	FT	.041 1.04mm	.017 .43mm	8.700 221mm	10.0	S641 20mm - .787 x 1.986	8600XX	276	
K582M865	86.50 / 3.405	0.020											8650XX	283	

Opel CIH / C24NE 2.4L 8V • Rekord/Omega/Frontera • High Compression (stock is 9.2:1)

Kit Part #	Bore mm / Inch	Over-size	Stroke	Rod	Comp. Ht.	Head cc's	Volume	Gasket Thickness	Deck Clearance	Block Ht.	Comp. Ratio	Pin Part # (Included)	Ringset (Included)	Avg. Wt.	Foot-note
KE167M96	96.00 / 3.780	0.040	3.346 85mm	5.276 134mm	1.240 31.5mm		-4.9cc	.032 .80mm	0	8.189 208mm	11.2	S566 22mm - .866 x 2.500	9600XX	356	
KE167M9625	96.25 / 3.789	0.050											9625XX	358	
KE167M965	96.50 / 3.799	0.060											9650XX	361	
KE167M97	97.00 / 3.819	0.080											9700XX	367	
KE166M96	96.00 / 3.780	0.040	3.346 85mm	5.276 134mm	1.240 31.5mm	4cc	.032 .80mm	0	8.189 208mm	12.0	S566 22mm - .866 x 2.500	9600XX	413		
KE166M965	96.50 / 3.799	0.060										9650XX	418		
KE166M97	97.00 / 3.819	0.080										9700XX	424		

Foot Notes (far right column)

- 1 - Most Wiseco Pistons have offset pins. (Pins must be offset, same as OEM, for quietest operation).
- 2 - Due to compression height that may protrude above the deck, it is recommended that a 1.00mm thick head gasket is used.
- 3 - Optional pin upgrade available.
- 4 - Utilizes extra deep valve pockets to expand the range of I-Vtec with big cams and milled heads
- 6 - These pistons have an oil ring groove that is lower than OE. Will not work with sleeves with access hole if the oil ring is not pinned in place.

B - Build to order.

C - Stroker Kit for B25 stroker Crank.

D - Weight reduction possible.

E - With valve pockets unlike K557M Series.

G - Only with 2.5L connecting rods

H - Based on Volvo rod 23mm. Ford OEM 21mm.

P - Piston guided rod, washer required.

Q - Oil Squirter modification required.

R - Pin 20mm, OEM = 20.65mm (13/16)

**W OPEL / CITROEN / PEUGEOT****Opel C30SE 3.0L 24V • Omega 3000 • Turbo**

Kit Part #	Bore mm / Inch	Over-size	Stroke	Rod	Comp. Ht.	Head cc's	Volume	Gasket Thickness	Deck Clearance	Block Ht.	Comp. Ratio	Pin Part # (Included)	Ringset (Included)	Avg. Wt.	Foot-note
KE168M95	95.00 / 3.740	Std.	2.748 69.8mm		1.546 39.28mm		-18cc	.055 1.40mm			8.2	S625 22mm - .866 x 2.500	9500XX	471	
KE168M955	95.50 / 3.760	0.020											9550XX	480	
KE168M96	96.00 / 3.780	0.040											9600XX	490	

Citroën Tritec 1.6L 16V 207/308/C4 • Turbo

Kit Part #	Bore mm / Inch	Over-size	Stroke	Rod	Comp. Ht.	Head cc's	Volume	Gasket Thickness	Deck Clearance	Block Ht.	Comp. Ratio	Pin Part # (Included)	Ringset (Included)	Avg. Wt.	Foot-note
K618M77	77.00 / 3.031	Std.	3.778	5.177	1.043	33cc	FT	.030	.079	8.189	8.5	S624 21mm - .827 x 2.500	7700XX	246	1, 3
K618M775	77.50 / 3.051	0.020	85.8mm	131.5mm	26.5mm			.76mm	2.0mm	208mm			7750XX	250	

Peugeot TU5JP4 1.6L 16V 106/206/207/C3/C4 • Turbo

Kit Part #	Bore mm / Inch	Over-size	Stroke	Rod	Comp. Ht.	Head cc's	Volume	Gasket Thickness	Deck Clearance	Block Ht.	Comp. Ratio	Pin Part # (Included)	Ringset (Included)	Avg. Wt.	Foot-note
KE128M785	78.50 / 3.091	Std.	3.228 82mm	5.260 133.6mm	1.293 32.85mm	32.7cc	-13.5cc	.024 .62mm	+.017 +.43mm	8.150 207mm	9.0	S738 19.5mm - .768 x 2.250	7850XX	270	1
KE128M79	79.00 / 3.110	0.020											7900XX	277	
KE128M795	79.50 / 3.130	0.040											7950XX	284	
KE128M80	80.00 / 3.150	0.060										8000XX	291		
KE129M785	78.50 / 3.091	Std.	3.228 82mm	5.260 133.6mm	1.293 32.85mm	32.7cc	0	.024 .62mm	+.017 +.43mm	8.150 207mm	11.5	S738 19.5mm - .768 x 2.250	7850XX	271	1
KE129M79	79.00 / 3.110	0.020											7900XX	278	
KE129M795	79.50 / 3.130	0.040											7950XX	286	
KE129M80	80.00 / 3.150	0.060										8000XX	292		
KE130M785	78.50 / 3.091	Std.	3.228 82mm	5.260 133.6mm	1.293 32.85mm	32.7cc	3cc	.024 .62mm	+.017 +.43mm	8.150 207mm	12.2	S738 19.5mm - .768 x 2.250	7850XX	287	1
KE130M79	79.00 / 3.110	0.020											7900XX	295	
KE130M795	79.50 / 3.130	0.040											7950XX	309	
KE130M80	80.00 / 3.150	0.060										8000XX	319		

Optional K1 Rod for TU5JP4 Series: Part # 034CY43134

Peugeot EW10J4(RS) 2.0L 16V 206/C4 • Turbo

Kit Part #	Bore mm / Inch	Over-size	Stroke	Rod	Comp. Ht.	Head cc's	Volume	Gasket Thickness	Deck Clearance	Block Ht.	Comp. Ratio	Pin Part # (Included)	Ringset (Included)	Avg. Wt.	Foot-note
KE131M85	85.00 / 3.346	Std.	3.465	5.472	1.165	43cc	-18cc	.028	.004	8.366	8.5	S721 21mm - .827 x 2.362	8500XX	338	1
KE131M855*	85.50 / 3.366	0.020	88mm	139mm	29.6mm			.70mm	.10mm	212.5mm			8550XX	346	
KE132M85	85.00 / 3.346	Std.	3.465	5.472	1.165	43cc	11.6cc	.028	.004	8.366	12.5	S656 21mm - .827 x 2.002	8500XX	322	1
KE132M855*	85.50 / 3.366	0.020	88mm	139mm	29.6mm			.70mm	.10mm	212.5mm			8550XX	327	

*Replate/Re-sleeve Required.

Peugeot XU9J4 1.9L 16V 205+306+309 S16 • Turbo

Kit Part #	Bore mm / Inch	Over-size	Stroke	Rod	Comp. Ht.	Head cc's	Volume	Gasket Thickness	Deck Clearance	Block Ht.	Comp. Ratio	Pin Part # (Included)	Ringset (Included)	Avg. Wt.	Foot-note
KE224M83	83.00 / 3.268	Std.	3.386 86mm	5.984 152mm	1.457 37mm	37.2cc	-13cc	.058 1.48mm	.040 1.0mm	9.173 233mm	9.0	22mm	8300XX	341	1
KE224M835	83.50 / 3.287	0.020											8350XX	350	
KE224M84	84.00 / 3.307	0.040											8400XX	356	
KE226M83	83.00 / 3.268	Std.	3.386 86mm	5.984 152mm	1.457 37mm	37.2cc	0	.058 1.48mm	.040 1.0mm	9.173 233mm	10.4	22mm	8300XX	355	1
KE226M835	83.50 / 3.287	0.020											8350XX	364	
KE226M84	84.00 / 3.307	0.040											8400XX	370	
KE223M83	83.00 / 3.268	Std.	3.386 86mm	5.984 152mm	1.457 37mm	37.2cc	10cc	.058 1.48mm	.040 1.0mm	9.173 233mm	12.0	22mm	8300XX	369	1
KE223M835	83.50 / 3.287	0.020											8350XX	376	
KE223M84	84.00 / 3.307	0.040											8400XX	385	

Peugeot XU10J4 2.0L 16V 405 Mi16 • Turbo

Kit Part #	Bore mm / Inch	Over-size	Stroke	Rod	Comp. Ht.	Head cc's	Volume	Gasket Thickness	Deck Clearance	Block Ht.	Comp. Ratio	Pin Part # (Included)	Ringset (Included)	Avg. Wt.	Foot-note
KE229M86	86.00 / 3.386	Std.	3.386 86mm	5.984 152mm	1.457 37mm	37.2cc	-14cc	.050 1.27mm	.033 .84mm	9.252 235mm	8.5	23mm	8600XX	414	1
KE229M865	86.50 / 3.405	0.020											8650XX	419	
KE229M87	87.00 / 3.425	0.040											8700XX	425	


RENAULT
Renault F7P 1.8L 16V Clio Williams • Turbo

Kit Part #	Bore mm / Inch	Over-size	Stroke	Rod	Comp. Ht.	Head cc's	Volume	Gasket Thickness	Deck Clearance	Block Ht.	Comp. Ratio	Pin Part # (Included)	Ringset (Included)	Avg. Wt.	Foot-note
KE173M82	82.00 / 3.228	Std.	3.287 83.5mm	5.669 144mm	1.398 35.5mm	45cc	-14cc	.050 1.27mm	.020 .50mm	8.691 220.75mm	8.0	S656 21mm - .827 x 2.002	8200XX	312	1
KE173M825	82.50 / 3.248	0.020											8250XX	318	
KE173M83	83.00 / 3.268	0.040											8300XX	325	
KE172M82	82.00 / 3.228	Std.	3.287 83.5mm	5.669 144mm	1.398 35.5mm	45cc	0	.050 1.27mm	.020 .50mm	8.691 220.75mm	10.0	S624 21mm - .827 x 2.500	8200XX	350	1
KE172M825	82.50 / 3.248	0.020											8250XX	356	
KE172M83	83.00 / 3.268	0.040											8300XX	362	
KE172M835	83.50 / 3.287	0.060											8350XX	369	
KE174M82	82.00 / 3.228	Std.	3.287 83.5mm	5.669 144mm	1.398 35.5mm	45cc	10cc	.050 1.27mm	.020 .50mm	8.691 220.75mm	12.3	S624 21mm - .827 x 2.500	8200XX	401	1
KE174M825	82.50 / 3.248	0.020											8250XX	362	
KE174M83	83.00 / 3.268	0.040											8300XX	414	

Optional K1 Rod for F7R Series: Part # 037DZ16144

Optional K1 Rod for F7P w/ 73mm stroker crank Series: Part # 043DQ16159

Renault F7P 1.8L 16V Clio Williams • 73 mm stroker crank, 1600cc conversion

Kit Part #	Bore mm / Inch	Over-size	Stroke	Rod	Comp. Ht.	Head cc's	Volume	Gasket Thickness	Deck Clearance	Block Ht.	Comp. Ratio	Pin Part # (Included)	Ringset (Included)	Avg. Wt.	Foot-note
KE232M84	84.00 / 3.307	0.080	2.874 73mm	6.260 159mm	1.063 27mm	45cc	8.3cc	.050 1.27mm	.069 1.75mm	8.691 220.75mm	10.5	S624 21mm - .827 x 2.500	8400XX	265	1

Renault F7R 2.0L 16V Clio Williams • Turbo

Kit Part #	Bore mm / Inch	Over-size	Stroke	Rod	Comp. Ht.	Head cc's	Volume	Gasket Thickness	Deck Clearance	Block Ht.	Comp. Ratio	Pin Part # (Included)	Ringset (Included)	Avg. Wt.	Foot-note
KE178M83	83.00 / 3.268	0.012	3.661 93mm	5.669 144mm	1.209 30.7mm	45cc	-17cc	.049 1.25mm	.017 .45mm	8.691 220.75mm	8.5	S656 21mm - .827 x 2.002	8300XX	286	1
KE178M835	83.50 / 3.287	0.031											8350XX	290	
KE178M84	84.00 / 3.307	0.051											8400XX	294	
KE179M83	83.00 / 3.268	0.012	3.661 93mm	5.669 144mm	1.209 30.7mm	45cc	1cc	.049 1.25mm	.017 .45mm	8.691 220.75mm	11.5	S656 21mm - .827 x 2.002	8300XX	315	1
KE179M835	83.50 / 3.287	0.031											8350XX	323	
KE179M84	84.00 / 3.307	0.051											8400XX	293	
KE180M83	83.00 / 3.268	0.012											8300XX	346	
KE180M835	83.50 / 3.287	0.031	3.661 93mm	5.669 144mm	1.209 30.7mm	45cc	6.5cc	.049 1.25mm	.017 .45mm	8.691 220.75mm	12.5	S656 21mm - .827 x 2.002	8350XX	320	1, B
KE180M84*	84.00 / 3.307	0.051	8400XX	302											

Foot Notes (far right column)

- Most Wiseco Pistons have offset pins. (Pins must be offset, same as OEM, for quietest operation).
- Due to compression height that may protrude above the deck, it is recommended that a 1.00mm thick head gasket is used.
- Optional pin upgrade available.
- Utilizes extra deep valve pockets to expand the range of I-Vtec with big cams and milled heads
- These pistons have an oil ring groove that is lower than OE. Will not work with sleeves with access hole if the oil ring is not pinned in place.
- Build to order.
- Stroker Kit for B25 stroker Crank.
- Weight reduction possible.
- With valve pockets unlike K557M Series.
- Only with 2.5L connecting rods
- Based on Volvo rod 23mm. Ford OEM 21mm.
- Piston guided rod, washer required.
- Oil Squirter modification required.
- Pin 20mm, OEM = 20.65mm (13/16)

**W SUBARU****Subaru EJ20 2.0L 16V DOHC Impreza WRX October 1998 and older**

Kit Part #	Bore mm / Inch	Over-size	Stroke	Rod	Comp. Ht.	Head cc's	Volume	Gasket Thickness	Deck Clearance	Block Ht.	Comp. Ratio	Pin Part # (Included)	Ringset (Included)	Avg. Wt.	Foot-note
K576M925	92.50 / 3.642	0.020	2.952	5.137	1.312	49cc	-17.8cc	.054	+0.12	7.913	7.8	S805 23mm - .905 x 2.500	9250TX	350	1, 2
K576M93	93.00 / 3.662	0.040	75mm	130.5mm	33.32mm			1.37mm	+0.30mm	201mm			9300TX	356	

Subaru EJ20 79mm Stroker Pre October 1998 (Sleeved blocks without access holes) (Rear Thrust - DOHC Crank)

Kit Part #	Bore mm / Inch	Over-size	Stroke	Rod	Comp. Ht.	Head cc's	Volume	Gasket Thickness	Deck Clearance	Block Ht.	Comp. Ratio	Pin Part # (Included)	Ringset (Included)	Avg. Wt.	Foot-note
K579M925	92.50 / 3.642	0.020	3.110	5.181	1.181	49cc	-17.8cc	.054	+0.04	7.913	8.0	S805 23mm - .905 x 2.500	9250TX	350	1, 6
K579M93	93.00 / 3.662	0.040	79mm	131.6mm	30mm			1.37mm	+0.10mm	201mm			9300TX	356	

Subaru EJ20 2.0L 16V Impreza WRX October 1998 and newer

Kit Part #	Bore mm / Inch	Over-size	Stroke	Rod	Comp. Ht.	Head cc's	Volume	Gasket Thickness	Deck Clearance	Block Ht.	Comp. Ratio	Pin Part # (Included)	Ringset (Included)	Avg. Wt.	Foot-note
K588M92AP	92.00 / 3.622	Std.	2.952 75mm	5.137 130.5mm	1.286 32.66mm	48cc	-9cc	.054 1.37mm	.014 .35mm	7.913 201mm	8.2	S805 23mm - .905 x 2.500	9200TX	375	1
K588M925AP	92.50 / 3.642	0.020											9250TX	383	
K588M93AP	93.00 / 3.662	0.040											9300TX	385	

Subaru EJ22 2.2L 16V Legacy Turbo 1991-94 (1996-98 Non Turbo 5.135 rod * 1999+ 5.165 rod)

Kit Part #	Bore mm / Inch	Over-size	Stroke	Rod	Comp. Ht.	Head cc's	Volume	Gasket Thickness	Deck Clearance	Block Ht.	Comp. Ratio	Pin Part # (Included)	Ringset (Included)	Avg. Wt.	Foot-note
K601M975	97.50 / 3.838	0.020	2.952	5.137	1.312	46.6cc	-20cc	.051	+0.12	7.913	8.6	S805 23mm - .905 x 2.500	9750VF	358	1, 2
K601M98	98.00 / 3.858	0.040	75mm	130.5mm	33.32mm			1.3mm	+0.30mm	201mm			9800VF	366	

Subaru EJ22 with 79mm • EJ25 DOHC Crank and Rods

Kit Part #	Bore mm / Inch	Over-size	Stroke	Rod	Comp. Ht.	Head cc's	Volume	Gasket Thickness	Deck Clearance	Block Ht.	Comp. Ratio	Pin Part # (Included)	Ringset (Included)	Avg. Wt.	Foot-note
K602M975	97.50 / 3.838	0.020	3.110	5.181	1.191	46.6cc	-24cc	.054	+0.14	7.913	8.5	S805 23mm - .905 x 2.500	9750VF	358	1, 2
K602M98	98.00 / 3.858	0.040	79mm	131.6mm	30.25mm			1.37mm	+0.35mm	201mm			9800VF	366	

Subaru EJ25 2.5L 16V SOHC Impreza RS, Forester and Legacy

Kit Part #	Bore mm / Inch	Over-size	Stroke	Rod	Comp. Ht.	Head cc's	Volume	Gasket Thickness	Deck Clearance	Block Ht.	Comp. Ratio	Pin Part # (Included)	Ringset (Included)	Avg. Wt.	Foot-note
K600M995	99.50 / 3.917	Std.	3.110 79mm	5.181 131.6mm	1.161 29.5mm	50cc	-18cc	.054 1.37mm	.016 .40mm	7.913 201mm	8.5	S805 23mm - .905 x 2.500	9950VF	366	1
K600M9975	99.75 / 3.927	0.010											9975VF	370	
K600M100	100 / 3.937	0.020											10000VF	371	

Subaru EJ25 2.5L 16V DOHC Impreza RS, Forester and Legacy

Kit Part #	Bore mm / Inch	Over-size	Stroke	Rod	Comp. Ht.	Head cc's	Volume	Gasket Thickness	Deck Clearance	Block Ht.	Comp. Ratio	Pin Part # (Included)	Ringset (Included)	Avg. Wt.	Foot-note
K599M995	99.50 / 3.917	Std.	3.110 79mm	5.167 131.25mm	1.191 30.25mm	46.6cc	-23cc	.054 1.37mm	0	7.913 201mm	8.7	S805 23mm - .905 x 2.500	9950VF	361	1
K599M9975	99.75 / 3.927	0.010											9975VF	367	
K599M100	100 / 3.937	0.020											10000VF	366	

Subaru EJ257 2.5L 16V WRX STI, 2004 and Up • 2006+ WRXEJ255

Kit Part #	Bore mm / Inch	Over-size	Stroke	Rod	Comp. Ht.	Head cc's	Volume	Gasket Thickness	Deck Clearance	Block Ht.	Comp. Ratio	Pin Part # (Included)	Ringset (Included)	Avg. Wt.	Foot-note
K598M995AP	99.50 / 3.917	Std.	3.110 79mm	5.137 130.5mm	1.209 30.7mm	51cc	-19cc	.021 .5mm	.012 .30mm	7.913 201mm	9.0	S805 23mm - .905 x 2.500	9950VF	379	1
K598M9975AP	99.75 / 3.927	0.010											9975VF	382	
K598M100AP	100 / 3.937	0.020											10000VF	385	



W SUBARU (CONTINUED)

Subaru EJ257 2.5L 16V WRX STI, 2004 and Up • 2006+ WRXEJ255 • NEW HD FORGING

Kit Part #	Bore mm / Inch	Over- size	Stroke	Rod	Comp. Ht.	Head cc's	Volume	Gasket Thickness	Deck Clearance	Block Ht.	Comp. Ratio	Pin Part # (Included)	Ringset (Included)	Avg. Wt.	Foot- note
K703M995	99.50 / 3.917	Std.	3.110 79mm	5.137 130.5mm	1.209 30.7mm	51cc	-24cc	.021 .5mm	.012 .30mm	7.913 201mm	8.5	S805 23mm - .905 x 2.500	9950VF		1
K703M9975	99.75 / 3.927	0.010											9975VF		
K703M100	100 / 3.937	0.020											10000VF		
K704M995	99.50 / 3.917	Std.	3.110 79mm	5.137 130.5mm	1.209 30.7mm	51cc	-19cc	.021 .5mm	.012 .30mm	7.913 201mm	9.0	S805 23mm - .905 x 2.500	9950VF		1
K704M9975	99.75 / 3.927	0.010											9975VF		
K704M100	100 / 3.937	0.020											10000VF		
K705M995	99.50 / 3.917	Std.	3.110 79mm	5.137 130.5mm	1.209 30.7mm	51cc	-15cc	.021 .5mm	.012 .30mm	7.913 201mm	9.5	S805 23mm - .905 x 2.500	9950VF		1
K705M9975	99.75 / 3.927	0.010											9975VF		
K705M100	100 / 3.937	0.020											10000VF		

Subaru FA20, 2.0L

Kit Part #	Bore mm / Inch	Over- size	Stroke	Rod	Comp. Ht.	Head cc's	Volume	Gasket Thickness	Deck Clearance	Block Ht.	Comp. Ratio	Pin Part # (Included)	Ringset (Included)	Avg. Wt.	Foot- note
K684M86	86.00 / 3.386	Std.	3.386 86mm	5.091 129.3mm	1.286 32.66mm	39cc	9.5cc	.025 .64mm			10.500	S796 22mm - .866 x 2.250	8600XX		1
K684M8625	86.25 / 3.396	0.010											8625XX		
K684M865	86.50 / 3.405	0.020											8650XX		
K684M87	87.00 / 3.425	0.040											8700XX		
K685M86	86.00 / 3.386	Std.	3.386 86mm	5.091 129.3mm	1.286 32.66mm	39cc	0.6cc	.025 .64mm			12.5	S796 22mm - .866 x 2.250	8600XX		1
K685M8625	86.25 / 3.396	0.010											8625XX		
K685M865	86.50 / 3.405	0.020											8650XX		
K685M87	87.00 / 3.425	0.040											8700XX		

Optional K1 Rod for EJ18/20/22/25/257 Series: Part # 039DD21131 (5.137 / 130.5mm)

Optional K1 Rod for EJ25 Non Turbo Series: Part # 039DD21132 (5.181 / 131.6mm)

Part # 038ADD750 75mm Stroke

Part # 038ADD790 79mm Stroke

Part # 038ADD830 83mm Stroke (For Stroker Custom Pistons Only)

All have: 8-Bolt Flanges * EJ20/25 Main & Rod Journals * 21 lbs.

Foot Notes (far right column)

- 1 - Most Wiseco Pistons have offset pins. (Pins must be offset, same as OEM, for quietest operation).
- 2 - Due to compression height that may protrude above the deck, it is recommended that a 1.00mm thick head gasket is used.
- 3 - Optional pin upgrade available.
- 4 - Utilizes extra deep valve pockets to expand the range of I-Vtec with big cams and milled heads
- 6 - These pistons have an oil ring groove that is lower than OE. Will not work with sleeves with access hole if the oil ring is not pinned in place.
- B - Build to order.
- C - Stroker Kit for B25 stroker Crank.
- D - Weight reduction possible.
- E - With valve pockets unlike K557M Series.
- G - Only with 2.5L connecting rods
- H - Based on Volvo rod 23mm. Ford OEM 21mm.
- P - Piston guided rod, washer required.
- Q - Oil Squirter modification required.
- R - Pin 20mm, OEM = 20.65mm (13/16)

**W SUZUKI****Suzuki G13B 1.3L 16V Turbo • Swift GTI**

Kit Part #	Bore mm / Inch	Over-size	Stroke	Rod	Comp. Ht.	Head cc's	Volume	Gasket Thickness	Deck Clearance	Block Ht.	Comp. Ratio	Pin Part # (Included)	Ringset (Included)	Avg. Wt.	Foot-note
KE247M74	74.00 / 2.913	Std.	2.972 75.5mm	4.724 120mm	1.114 28.3mm	30.4cc	-8cc	.048 1.2mm	.030 .75mm	7.354 186.8mm	8.5	S475 19mm - .748 x 2.303	2913XC	224	
KE247M745	74.50 / 2.933	0.020											2933XC	229	
KE247M75	75.00 / 2.953	0.040											7500XX	231	

Suzuki M16A 1.6L 16V • Swift Sport

Kit Part #	Bore mm / Inch	Over-size	Stroke	Rod	Comp. Ht.	Head cc's	Volume	Gasket Thickness	Deck Clearance	Block Ht.	Comp. Ratio	Pin Part # (Included)	Ringset (Included)	Avg. Wt.	Foot-note
KE248M78	78.00 / 3.071	Std.	3.268 83mm	5.354 136mm	1.181 30mm	28cc	-15cc	.028 .70mm	.020 50mm	8.189 208mm	9.0	S524 18mm - .708 x 2.244	7800XX	246	
KE248M785	78.50 / 3.091	0.020											7850XX	251	
KE248M79	79.00 / 3.110	0.040											7900XX	256	
KE249M78	78.00 / 3.071	Std.	3.268 83mm	5.354 136mm	1.181 30mm	28cc	-1.5cc	.028 .70mm	.020 50mm	8.189 208mm	12.0	S623 20mm - .787 x 2.500	7800XX	267	
KE249M785	78.50 / 3.091	0.020											7850XX	272	
KE249M79	79.00 / 3.110	0.040											7900XX	277	

Optional K1 Rod for M16A Series: Part # 040DE14136

W TOYOTA**Toyota 20R 2.2L 8V • Celica**

Kit Part #	Bore mm / Inch	Over-size	Stroke	Rod	Comp. Ht.	Head cc's	Volume	Gasket Thickness	Deck Clearance	Block Ht.	Comp. Ratio	Pin Part # (Included)	Ringset (Included)	Avg. Wt.	Foot-note
K509M90	90.00 / 3.543	0.060	3.504 89mm	5.827 148mm	1.533 38.95mm	80cc	24.7cc	.051 1.3mm	.002 .05mm	9.114 231.5mm	9.9	S566 22mm - .866 x 2.500	3543XC	414	3

Toyota 22R 2.4L 8V • Celica 1981-84

Kit Part #	Bore mm / Inch	Over-size	Stroke	Rod	Comp. Ht.	Head cc's	Volume	Gasket Thickness	Deck Clearance	Block Ht.	Comp. Ratio	Pin Part # (Included)	Ringset (Included)	Avg. Wt.	Foot-note
4032 Alloy															
K509M925	92.50 / 3.642	0.020	3.504 89mm	5.827 148mm	1.533 38.95mm	83cc	24.7cc	.051 1.3mm	.002 .05mm	9.114 231.5mm	9.9	S566 22mm - .866 x 2.500	3642XC	457	3
K509M94	94.00 / 3.701	0.080									10.1		3701XC	484	

Toyota 22RE - Short deck 1985 4-Runner

Kit Part #	Bore mm / Inch	Over-size	Stroke	Rod	Comp. Ht.	Head cc's	Volume	Gasket Thickness	Deck Clearance	Block Ht.	Comp. Ratio	Pin Part # (Included)	Ringset (Included)	Avg. Wt.	Foot-note
K528M94	94.00 / 3.701	0.080	3.504 89mm	5.827 148mm	1.374 34.9mm	57.5cc	-2cc	.047 1.2mm	.079 2.0mm	9.032 229.4mm	10.0	S566 22mm - .866 x 2.500	3701XC	413	3

Toyota 2AZFE 2.4L 16V • Scion TC

Kit Part #	Bore mm / Inch	Over-size	Stroke	Rod	Comp. Ht.	Head cc's	Volume	Gasket Thickness	Deck Clearance	Block Ht.	Comp. Ratio	Pin Part # (Included)	Ringset (Included)	Avg. Wt.	Foot-note
K641M885	88.50 / 3.484	Std.	3.780 96mm	5.885 149.5mm	1.309 33.25mm	40cc	-29cc	.023 .58mm	.010 .25mm	9.094 231mm	9.0	S710 22mm - .866 x 2.500	8850XX	313	
K641M89	89.00 / 3.504	0.020									9.0		8900XX	321	
K641M895	89.50 / 3.524	0.040									9.1		8950XX	329	
K641M90	90.00 / 3.543	0.060									9.2		9000XX	337	

Toyota 2JZGTE 3.0L 24V • Supra 1993-98

Kit Part #	Bore mm / Inch	Over-size	Stroke	Rod	Comp. Ht.	Head cc's	Volume	Gasket Thickness	Deck Clearance	Block Ht.	Comp. Ratio	Pin Part # (Included)	Ringset (Included)	Avg. Wt.	Foot-note
K550M86AP	86.00 / 3.386	Std.	3.386 86mm	5.590 142mm	1.338 34mm	45cc	-14.8cc	.056 1.42mm	.001 .02mm	8.662 219mm	8.3	S625 22mm - .866 x 2.500	8600XX	331	1, 3
K550M8625AP	86.25 / 3.396	0.010									8.3		8625XX	342	
K550M865AP	86.50 / 3.405	0.020									8.4		8650XX	334	
K550M87AP	87.00 / 3.425	0.040									8.5		8700XX	340	

*** Optional K1 Connecting Rod 041DJ17142

Foot Notes (far right column)

- | | | |
|--|---|---|
| 1 - Most Wiseco Pistons have offset pins. (Pins must be offset, same as OEM, for quietest operation). | B - Build to order. | P - Piston guided rod, washer required. |
| 2 - Due to compression height that may protrude above the deck, it is recommended that a 1.00mm thick head gasket is used. | C - Stroker Kit for B25 stroker Crank. | Q - Oil Squirter modification required. |
| 3 - Optional pin upgrade available. | D - Weight reduction possible. | R - Pin 20mm, OEM = 20.65mm (13/16) |
| 4 - Utilizes extra deep valve pockets to expand the range of I-Vtec with big cams and milled heads | E - With valve pockets unlike K557M Series. | |
| 6 - These pistons have an oil ring groove that is lower than OE. Will not work with sleeves with access hole if the oil ring is not pinned in place. | G - Only with 2.5L connecting rods | |
| | H - Based on Volvo rod 23mm. Ford OEM 21mm. | |


Toyota 2JZGTE 3.0L 24V • Supra 1993-98 • Asymmetric Skirt • .200 Wall Pins

Kit Part #	Bore mm / Inch	Over- size	Stroke	Rod	Comp. Ht.	Head cc's	Volume	Gasket Thickness	Deck Clearance	Block Ht.	Comp. Ratio	Pin Part # (Included)	Ringset (Included)	Avg. Wt.	Foot- note
<i>Con. rod small end 1.000 or less for asymmetric skirt</i>															
K677M86AP	86.00 / 3.386	Std.	3.386 86mm	5.590 142mm	1.338 34mm	45cc	-5.3cc	.056 1.42mm	.001 .02mm	8.662 219mm	9.5	S796 22mm - .866 x 2.250	8600XX	365	1
K677M8625AP	86.25 / 3.396	0.010									8625XX		370		
K677M865AP	86.50 / 3.405	0.020									8650XX		360		
K677M87AP	87.00 / 3.425	0.040									8700XX		365		
K678M86AP	86.00 / 3.386	Std.	3.386 86mm	5.590 142mm	1.338 34mm	45cc	.056 1.42mm	.001 .02mm	8.662 219mm	10.5	S796 22mm - .866 x 2.250	8600XX		1	
K678M8625AP	86.25 / 3.396	0.010								8625XX		370			
K678M865AP	86.50 / 3.405	0.020								8650XX					
K678M87AP	87.00 / 3.425	0.040								8700XX		382			

Toyota 2JZGTE 3.0L 24V • Supra 1993-98 • .200 Wall Pins • NEW HD FORGING

Kit Part #	Bore mm / Inch	Over- size	Stroke	Rod	Comp. Ht.	Head cc's	Volume	Gasket Thickness	Deck Clearance	Block Ht.	Comp. Ratio	Pin Part # (Included)	Ringset (Included)	Avg. Wt.	Foot- note
K706M86	86.00 / 3.386	Std.	3.386 86mm	5.590 142mm	1.338 34mm	45cc	-3.3cc	.056 1.42mm	.001 .02mm	8.662 219mm	9.8:1	S796 22mm - .866 x 2.250	8600XX		1
K706M8625	86.25 / 3.396	0.010									8625XX				
K706M865	86.50 / 3.405	0.020									8650XX				
K706M87	87.00 / 3.425	0.040									8700XX				
K707M86	86.00 / 3.386	Std.	3.543 90mm	5.590 142mm	1.260 32mm	45cc	-6cc	.056 1.42mm	.001 .02mm	8.662 219mm	9.8:1	S796 22mm - .866 x 2.250	8600XX		1
K707M8625	86.25 / 3.396	0.010									8625XX				
K707M865	86.50 / 3.405	0.020									8650XX				
K707M87	87.00 / 3.425	0.040									8700XX				
K708M86	86.00 / 3.386	Std.	3.701 94mm	5.590 142mm	1.180 30mm	45cc	-9cc	.056 1.42mm	.001 .02mm	8.662 219mm	9.8:1	S796 22mm - .866 x 2.250	8600XX		1
K708M8625	86.25 / 3.396	0.010									8625XX				
K708M865	86.50 / 3.405	0.020									8650XX				
K708M87	87.00 / 3.425	0.040									8700XX				

Toyota 2RZ-FE 2.4L 16V • 1995-03

Kit Part #	Bore mm / Inch	Over- size	Stroke	Rod	Comp. Ht.	Head cc's	Volume	Gasket Thickness	Deck Clearance	Block Ht.	Comp. Ratio	Pin Part # (Included)	Ringset (Included)	Avg. Wt.	Foot- note
K642M95	95.00 / 3.740	Std.	3.386 86mm	5.315 135mm	1.398 35.5mm	58cc	-10cc	.040 1.0mm	.020 .50mm	8.435 214mm	8.8	S627 24mm - .945 x 2.500	9500XX	408	1
K642M955	95.50 / 3.760	0.020											9550XX	416	
K642M96	96.00 / 3.780	0.040											9600XX	424	

Toyota 2ZZ Celica 1.8L 16V (also Pontiac Vibe and Lotus Elise, Sleeve bore for best results)

Kit Part #	Bore mm / Inch	Over- size	Stroke	Rod	Comp. Ht.	Head cc's	Volume	Gasket Thickness	Deck Clearance	Block Ht.	Comp. Ratio	Pin Part # (Included)	Ringset (Included)	Avg. Wt.	Foot- note
K565M82	82.00 / 3.228	Std.	3.346 85mm	5.429 137.9mm	1.228 31.2mm	38.0	-16cc .2cc	.020 .50mm	.006 .15mm	8.336 211.75mm	8.9	S549 20mm - 787 x 2.002	8200XX	284	1
K569M82	82.00 / 3.228	Std.									11.3		8200XX	319	

Toyota 3RZ-FE 2.7L 16V • 1995-03

Kit Part #	Bore mm / Inch	Over- size	Stroke	Rod	Comp. Ht.	Head cc's	Volume	Gasket Thickness	Deck Clearance	Block Ht.	Comp. Ratio	Pin Part # (Included)	Ringset (Included)	Avg. Wt.	Foot- note
K642M95	95.00 / 3.740	Std.	3.740 95mm	5.787 147mm	1.398 35.5mm	58cc	-10cc	.040 1.0mm	.098 2.5mm	9.153 232.5mm	8.3	S627 24mm - .945 x 2.500	9500XX	408	1
K642M955	95.50 / 3.760	0.020											9550XX	416	
K642M96	96.00 / 3.780	0.040											9600XX	424	

Toyota 3SGTE 2.0L 16V • Celica / MR2 1989-95

Kit Part #	Bore mm / Inch	Over- size	Stroke	Rod	Comp. Ht.	Head cc's	Volume	Gasket Thickness	Deck Clearance	Block Ht.	Comp. Ratio	Pin Part # (Included)	Ringset (Included)	Avg. Wt.	Foot- note
K615M86AP	86.00 / 3.386	Std.	3.386 86mm	5.433 138mm	1.378 35mm	49cc	-6cc	.056 1.42mm	.001 .02mm	8.505 216mm	8.9	S625 22mm - .866 x 2.500	8600XX	353	1, 3
K615M8625AP	86.25 / 3.396	0.010									8625XX		356		
K615M865AP	86.50 / 3.405	0.020									8650XX		364		
K615M87AP	87.00 / 3.425	0.040									8700XX		374		

**W TOYOTA****Toyota 3TC 1.8L 8V • Corolla (with 63cc head)**

Kit Part #	Bore mm / Inch	Over-size	Stroke	Rod	Comp. Ht.	Head cc's	Volume	Gasket Thickness	Deck Clearance	Block Ht.	Comp. Ratio	Pin Part # (Included)	Ringset (Included)	Avg. Wt.	Foot-note							
K547M87	87.00 / 3.425	0.080	3.070	4.842	1.375	63cc	-2cc	.040	.006	8.505	7.4	S625 22mm -	8700XX	344	3							
K547M89	89.00 / 3.504	0.160	78mm	123mm	34.92mm			1.0mm	.15mm	216mm	7.7	.866 x 2.500	8900XX	377								
K508M86	86.00 / 3.386	0.040	3.070	4.842	1.375	63cc	20.6cc	.040	.006	8.505	10.2	S566 22mm -	8600XX	392	3							
K508M87	87.00 / 3.425	0.080									78mm		123mm	34.92mm		1.0mm	.15mm	216mm	10.7	.866 x 2.500	8700XX	400
K508M89	89.00 / 3.504	0.160									10.7		8900XX	406								
K686M86AP	86.00 / 3.386	0.040	3.070	4.842	1.375	63cc	33.5cc	.040	.006	8.505	13.5	S550 22mm -	8600XX		1, 3							
K686M8625AP	86.25 / 3.396	0.050									78mm		123mm	34.92mm		1.0mm	.15mm	216mm	13.5	.866 x 2.002	8625XX	
K686M865AP	86.50 / 3.405	0.060																	13.6		8650XX	
K686M87AP	87.00 / 3.425	0.080																	13.7		8700XX	
K686M89AP	89.00 / 3.504	0.160																	14.2		8900XX	

Toyota 4AG 1.6L 16V • Celica / MR2

Kit Part #	Bore mm / Inch	Over-size	Stroke	Rod	Comp. Ht.	Head cc's	Volume	Gasket Thickness	Deck Clearance	Block Ht.	Comp. Ratio	Pin Part # (Included)	Ringset (Included)	Avg. Wt.	Foot-note
18mm Pin, 4032 Alloy															
K533M815	81.50 / 3.209	0.020	3.031	4.804	1.208	35-39cc	5cc	.050	.031	7.559	102-11.1	S524 18mm -	3208XC	290	3
K533M82	82.00 / 3.228	0.040	77mm	122mm	30.68mm			1.25mm	.76mm	192mm	10.3-11.8	.708 x 2.244	3228XC	296	
19mm Pin, 4032 Alloy															
K505M815	81.50 / 3.209	0.02	3.031	4.804	1.208	35-39cc	5cc	.050	.031	7.559	10.2-11.1	S475 19mm -	3208XC	289	
20mm Pin, 4032 Alloy															
K506M815	81.50 / 3.209	0.020	3.031	4.804	1.208	35-39cc	5cc	.050	.031	7.559	10.2-11.1	S520 20mm -	3208XC	287	3
K506M82	82.00 / 3.228	0.040	77mm	122mm	30.68mm			1.25mm	.76mm	192mm	10.3-11.8	.787 x 2.362	3228XC	294	

Toyota 4E-FTE

Kit Part #	Bore mm / Inch	Over-size	Stroke	Rod	Comp. Ht.	Head cc's	Volume	Gasket Thickness	Deck Clearance	Block Ht.	Comp. Ratio	Pin Part # (Included)	Ringset (Included)	Avg. Wt.	Foot-note
K687M745AP	74.50 / 2.933	0.020	3.047	4.646	1.177	39cc	-2.5cc	.047	.016	.7362	8.1	S621 18mm -	2933XC		
K687M75AP	75.00 / 2.953	0.040	77.4mm	118mm	29.9mm			1.2mm	.41mm	187mm	8.2	.708 x 2.500	2953XC		

Toyota 5E-FE

Kit Part #	Bore mm / Inch	Over-size	Stroke	Rod	Comp. Ht.	Head cc's	Volume	Gasket Thickness	Deck Clearance	Block Ht.	Comp. Ratio	Pin Part # (Included)	Ringset (Included)	Avg. Wt.	Foot-note
K687M745AP	74.50 / 2.933	0.020	3.425	5.138	1.177	39cc	-2.5cc	.040	.0035	8.031	9.2	S621 18mm -	2933XC		
K687M75AP	75.00 / 2.953	0.040	87mm	130.5mm	29.9mm			1.0mm	.09mm	204mm	9.3	.708 x 2.500	2953XC		

Toyota 7MGTE 3.0L 24V • Supra 1986-92

Kit Part #	Bore mm / Inch	Over-size	Stroke	Rod	Comp. Ht.	Head cc's	Volume	Gasket Thickness	Deck Clearance	Block Ht.	Comp. Ratio	Pin Part # (Included)	Ringset (Included)	Avg. Wt.	Foot-note				
K613M83	83.00 / 3.268	Std.	3.583	5.988	1.299	40cc	-16cc	.047	+.008	9.070	9.0	S625 22mm -	8300XX	317	1, 2, 3				
K613M835	83.50 / 3.287	0.020									91mm		152mm	33mm		9.1	.866 x 2.500	8350XX	322
K613M84	84.00 / 3.307	0.040														9.2		8400XX	327
K613M845	84.50 / 3.327	0.060														9.3		8450XX	332


VW VOLKSWAGEN / AUDI / SKODA / SEAT (V.A.G)
VW Beetle Type 1, 2, and 3 1967 and Up (Racing)

Kit Part #	Bore mm / Inch	Over- size	Stroke	Rod	Comp. Ht.	Head cc's	Volume	Gasket Thickness	Deck Clearance	Block Ht.	Comp. Ratio	Pin Part # (Included)	Ringset (Included)	Avg. Wt.	Foot- note
K001ESV	94.00 / 3.701	2276cc	82mm										3701E	397	2
K001ESV	94.00 / 3.701	2232cc	84mm		1.378	0.000	FT	0.000				S417 22mm - .866 x 2.500	3701E	397	
K001ESV	94.00 / 3.701	2387cc	86mm		35mm								3701E	397	
K001ESV	94.00 / 3.701	2442cc	88mm										3701E	397	
K633M94	94.00 / 3.701	2276cc	3.228 82mm		1.378 35mm	0.000	FT	0.000				S417 22mm - .866 x 2.500	9400XX	410	

VW PY • Polo G40 1.3L 8V • G-Lader

Kit Part #	Bore mm / Inch	Over- size	Stroke	Rod	Comp. Ht.	Head cc's	Volume	Gasket Thickness	Deck Clearance	Block Ht.	Comp. Ratio	Pin Part # (Included)	Ringset (Included)	Avg. Wt.	Foot- note
KE197M75	75.00 / 2.953	Std.	2.834 72mm	4.803 122mm	1.609 40.87mm	0cc	-27cc	.069 1.75mm			8.0	S698 20mm - .787 x 2.362	7500XX	280	
KE197M755	75.50 / 2.972	0.020											7550XX	289	
KE197M76	76.00 / 2.992	0.040											7600XX	298	
KE197M77	77.00 / 3.031	0.080											7700XX	307	

VW AJV • Polo GTI 1.6L 16V • Turbo

Kit Part #	Bore mm / Inch	Over- size	Stroke	Rod	Comp. Ht.	Head cc's	Volume	Gasket Thickness	Deck Clearance	Block Ht.	Comp. Ratio	Pin Part # (Included)	Ringset (Included)	Avg. Wt.	Foot- note
KE255M765	76.50 / 3.012	Std.	3.012 76.5mm	5.433 138mm	1.152 29.27mm	26.5cc	-21.3cc	.025 .64mm	0	8.297 210.75mm	8.7	17mm	7650XX	240	
KE255M77	77.00 / 3.031	0.020											7700XX	248	
KE255M775	77.50 / 3.051	0.040											7750XX	253	
KE254M765	76.50 / 3.012	Std.	3.012 76.5mm	5.433 138mm	1.152 29.27mm	26.5cc	-6cc	.025 .64mm	0	8.297 210.75mm	12.2	17mm	7650XX	255	
KE254M77	77.00 / 3.031	0.020											7700XX	260	
KE254M775	77.50 / 3.051	0.040											7750XX	265	

VW PG • Golf G60 1.8L 8V • Turbo

Kit Part #	Bore mm / Inch	Over- size	Stroke	Rod	Comp. Ht.	Head cc's	Volume	Gasket Thickness	Deck Clearance	Block Ht.	Comp. Ratio	Pin Part # (Included)	Ringset (Included)	Avg. Wt.	Foot- note
KE198M81	81.00 / 3.189	Std.	3.402 86.4mm	5.354 136mm	1.555 39.5mm	32cc	-16.5cc	.065 1.65mm	.052 1.3mm	8.661 220mm	8.0	S625 22mm - .866 x 2.500	8100XX	355	1, 3
KE198M815	81.50 / 3.209	0.020											8150XX	360	
KE198M82	82.00 / 3.228	0.040											8200XX	365	
KE198M825	82.50 / 3.248	0.060											8250XX	375	

VW Golf/Jetta 1983-92 1.8 Liter 8V- HT, RD, PF, RV, GN, GX, JH ENGINE CODES

Kit Part #	Bore mm / Inch	Over- size	Stroke	Rod	Comp. Ht.	Head cc's	Volume	Gasket Thickness	Deck Clearance	Block Ht.	Comp. Ratio	Pin Part # (Included)	Ringset (Included)	Avg. Wt.	Foot- note
KE258M815	81.50 / 3.209	0.020	3.402 86.4mm	5.669 144mm	1.266 32.15mm	32cc	-12.5cc	.065 1.65mm	.025 .60mm	8.661 220mm	9.0	S623 20mm - .787 x 2.500	8150XX	315	1, 3
KE258M82	82.00 / 3.228	0.040											8200XX	320	
KE258M825	82.50 / 3.248	0.060											8250XX	325	
K563M81AP	81.00 / 3.189	Std.	3.402 86.4mm	5.669 144mm	1.288 32.71mm	32cc	-7cc	.065 1.65mm	.003 .08mm	8.661 220mm	9.6	S623 20mm - .787 x 2.500	8100XX	318	1, 3
K563M815AP	81.50 / 3.209	0.020											8150XX	323	
K563M82AP	82.00 / 3.228	0.040											8200XX	329	

RACING USE ONLY (Note: Pistons have positive deck)

K512M82	82.00 / 3.228	0.040	3.402 86.4mm	5.669 144mm	1.319 33.5mm	32cc	FT	.065 1.65mm	+.027 +.69mm	8.661 220mm	13.4	S553 20mm - .787 x 2.185	3228XC	303	1, 2
K512M83	83.00 / 3.268	0.080											3268XC	315	

Optional K1 Rod for G40 Series: Part # 043DS17136

Foot Notes (far right column)

- | | | |
|--|---|---|
| 1 - Most Wiseco Pistons have offset pins. (Pins must be offset, same as OEM, for quietest operation). | B - Build to order. | P - Piston guided rod, washer required. |
| 2 - Due to compression height that may protrude above the deck, it is recommended that a 1.00mm thick head gasket is used. | C - Stroker Kit for B25 stroker Crank. | Q - Oil Squirter modification required. |
| 3 - Optional pin upgrade available. | D - Weight reduction possible. | R - Pin 20mm, OEM = 20.65mm (13/16) |
| 4 - Utilizes extra deep valve pockets to expand the range of I-Vtec with big cams and milled heads | E - With valve pockets unlike K557M Series. | |
| 6 - These pistons have an oil ring groove that is lower than OE. Will not work with sleeves with access hole if the oil ring is not pinned in place. | G - Only with 2.5L connecting rods | |
| | H - Based on Volvo rod 23mm. Ford OEM 21mm. | |

**VW / VOLKSWAGEN / AUDI / SKODA / SEAT (V.A.G) CONTINUED****VW KR/PL • 1.8L 16V • Golf/Ibiza • Turbo**

Kit Part #	Bore mm / Inch	Over- size	Stroke	Rod	Comp. Ht.	Head cc's	Volume	Gasket Thickness	Deck Clearance	Block Ht.	Comp. Ratio	Pin Part # (Included)	Ringset (Included)	Avg. Wt.	Foot- note
KE294M81AP	81.00 / 3.189	Std.	3.402 86.4mm	5.669 144mm	1.286 32.65mm	46cc	-7.4cc	.069 1.75mm	.006 .15mm	8.661 220mm	8.0	20mm	8100XX	300	1, Q
KE294M815AP	81.50 / 3.209	0.020											8150XX	305	
KE294M82AP	82.00 / 3.228	0.040											8200XX	310	
KE186M81	81.00 / 3.189	Std.	3.402 86.4mm	5.669 144mm	1.286 32.65mm	46cc	-1cc	.069 1.75mm	.006 .15mm	8.661 220mm	8.8	S549 20mm - .787 x 2.002	8100XX	300	1, Q
KE186M815	81.50 / 3.209	0.020											8150XX	305	
KE186M82	82.00 / 3.228	0.040											8200XX	310	
KE187M81	81.00 / 3.189	Std.	3.402 86.4mm	5.669 144mm	1.286 32.65mm	46cc	10.5cc	.069 1.75mm	.006 .15mm	8.661 220mm	11.0	S549 20mm - .787 x 2.002	8100XX	325	1, Q
KE187M815	81.50 / 3.209	0.020											8150XX	331	
KE187M82	82.00 / 3.228	0.040											8200XX	336	
KE187M825	82.50 / 3.248	0.060											8250XX	341	

VW KR/PL • 1.8L with 20V cylinder head • 92.80 mm stroker • Turbo

Kit Part #	Bore mm / Inch	Over- size	Stroke	Rod	Comp. Ht.	Head cc's	Volume	Gasket Thickness	Deck Clearance	Block Ht.	Comp. Ratio	Pin Part # (Included)	Ringset (Included)	Avg. Wt.	Foot- note
KE200M81	81.00 / 3.189	Std.	3.654 92.8mm	5.669 144mm	1.161 29.5mm	46cc	-14cc	.069 1.75mm	.004 .10mm	8.661 220mm	8.5	S623 20mm - .787 x 2.500	8100XX	291	1, Q
KE200M815	81.50 / 3.209	0.020											8150XX	296	
KE200M82	82.00 / 3.228	0.040											8200XX	301	
KE200M825	82.50 / 3.248	0.060											8250XX	306	

Optional K1 Rod for 1.8L Series: Part # 043DQ14144

Optional K1 Crank 1.8L 92.80mm: Part # 043BDQ928 (Strokers only)

VW/Audi 1.8T 20V 1998-99 • A3/A4/A6/S3/TT/Golf/Passat/Octavia/Toledo (2000 and up uses 19mm pins)

Kit Part #	Bore mm / Inch	Over- size	Stroke	Rod	Comp. Ht.	Head cc's	Volume	Gasket Thickness	Deck Clearance	Block Ht.	Comp. Ratio	Pin Part # (Included)	Ringset (Included)	Avg. Wt.	Foot- note
K563M81AP	81.00 / 3.189	Std.	3.402 86.4mm	5.669 144mm	1.288 32.71mm	32cc	-7cc	.065 1.65mm	.003 .08mm	8.661 220mm	9.6	S623 20mm - .787 x 2.500	8100XX	318	1, 3
K563M815AP	81.50 / 3.209	0.020											8150XX	323	
K563M82AP	82.00 / 3.228	0.040											8200XX	329	

VW/Audi 1.8T 20V • 92.80 mm Stroker • Turbo

Kit Part #	Bore mm / Inch	Over- size	Stroke	Rod	Comp. Ht.	Head cc's	Volume	Gasket Thickness	Deck Clearance	Block Ht.	Comp. Ratio	Pin Part # (Included)	Ringset (Included)	Avg. Wt.	Foot- note
KE200M81	81.00 / 3.189	Std.	3.654 92.8mm	5.669 144mm	1.161 29.5mm	46cc	-14cc	.069 1.75mm	.004 .10mm	8.661 220mm	8.5	S623 20mm - .787 x 2.500	8100XX	291	1, Q
KE200M815	81.50 / 3.209	0.020											8150XX	296	
KE200M82	82.00 / 3.228	0.040											8200XX	301	
KE200M825	82.50 / 3.248	0.060											8250XX	306	

Optional K1 Rod for 1.8L Series: Part # 043DQ14144

Optional K1 Crank 1.8L 92.80mm: Part # 043BDQ928 (Strokers only)

VW 1.8 8V with a ABA 2.0L Cylinder Head

Kit Part #	Bore mm / Inch	Over- size	Stroke	Rod	Comp. Ht.	Head cc's	Volume	Gasket Thickness	Deck Clearance	Block Ht.	Comp. Ratio	Pin Part # (Included)	Ringset (Included)	Avg. Wt.	Foot- note
K563M81AP	81.00 / 3.189	Std.	3.402 86.4mm	5.669 144mm	1.288 32.71mm	32cc	-7cc	.065 1.65mm	.003 .08mm	8.661 220mm	9.6	S623 20mm - .787 x 2.500	8100XX	318	1, 3
K563M815AP	81.50 / 3.209	0.020											8150XX	323	
K563M82AP	82.00 / 3.228	0.040											8200XX	329	

Optional K1 Rod for Golf 1.8 Liter Series: Part # 043DQ14144


VW VOLKSWAGEN / AUDI / SKODA / SEAT (V.A.G) CONTINUED
VW ABA 2.0L 8V • Golf/ Jetta 1993-99

Kit Part #	Bore mm / Inch	Over-size	Stroke	Rod	Comp. Ht.	Head cc's	Volume	Gasket Thickness	Deck Clearance	Block Ht.	Comp. Ratio	Pin Part # (Included)	Ringset (Included)	Avg. Wt.	Foot-note
K610M83	83.00 / 3.268	0.020	3.654	6.260	1.204	29cc	-25cc	.065	0	9.291	9.0	S624 21mm - .827 x 2.500	8300XX	289	1, 3
K610M835	83.50 / 3.287	0.040	92.8mm	159mm	30.6mm	29cc	-25cc	1.65mm	0	236mm	9.0	S624 21mm - .827 x 2.500	8350XX	294	
K609M83	83.00 / 3.268	0.020	3.654	6.260	1.204	29cc	-15cc	.065	0	9.291	10.5	S624 21mm - .827 x 2.500	8300XX	290	1, 3
K609M835	83.50 / 3.287	0.040	92.8mm	159mm	30.6mm	29cc	-15cc	1.65mm	0	236mm	10.5	S624 21mm - .827 x 2.500	8350XX	294	

VW ABA 2.0L with 20V cylinder head • Turbo

Kit Part #	Bore mm / Inch	Over-size	Stroke	Rod	Comp. Ht.	Head cc's	Volume	Gasket Thickness	Deck Clearance	Block Ht.	Comp. Ratio	Pin Part # (Included)	Ringset (Included)	Avg. Wt.	Foot-note
KE201M825	82.50 / 3.248	Std.	3.654 92.8mm	6.260 159mm	1.204 30.6mm	29cc	-19.4cc	.065 1.65mm	0	9.291 236mm	8.0	S624 21mm - .827 x 2.500	8250XX	304	1
KE201M83	83.00 / 3.268	0.020											8300XX	308	
KE201M835	83.50 / 3.287	0.040											8350XX	312	

Optional K1 Rod for ABA 2.0L Series: Part # 043DQ16159

Optional K1 Crank for ABA 2.0L Series: Part # 043BDQ928

VW 9A 2.0L 16V • Golf/ Jetta 1990-93

Kit Part #	Bore mm / Inch	Over-size	Stroke	Rod	Comp. Ht.	Head cc's	Volume	Gasket Thickness	Deck Clearance	Block Ht.	Comp. Ratio	Pin Part # (Included)	Ringset (Included)	Avg. Wt.	Foot-note
K612M825	82.50 / 3.248	Std.	3.654 92.8mm	5.669 144mm	1.172 29.77mm	46cc	-11cc	.065 1.65mm	+.007 +.18mm	8.661 220mm	9.0	S623 20mm - .787 x 2.500	8250XX	275	1, 2, 3
K612M83	83.00 / 3.268	0.020											8300XX	283	
K612M835	83.50 / 3.287	0.040											8350XX	287	
K611M83	83.00 / 3.268	0.020	3.654 92.8mm	5.669 144mm	1.172 29.77mm	46cc	4cc	.065 1.65mm	+.007 +.18mm	8.661 220mm	11.0	S549 20mm - .787 x 2.002	8300XX	277	1, 2, 3
K611M835	83.50 / 3.287	0.040											8350XX	288	

VW 9A 2.0L with 20V cylinder head

Kit Part #	Bore mm / Inch	Over-size	Stroke	Rod	Comp. Ht.	Head cc's	Volume	Gasket Thickness	Deck Clearance	Block Ht.	Comp. Ratio	Pin Part # (Included)	Ringset (Included)	Avg. Wt.	Foot-note
KE200M825	82.50 / 3.248	Std.	3.654 92.8mm	5.669 144mm	1.161 29.5mm	46cc	-14cc	.065 1.65mm	.003 .08mm	8.661 220mm	8.5	S623 20mm - .787 x 2.500	8250XX	306	1

Optional K1 Rod for 1.8L Series: Part # 043DQ14144

VW ABF 2.0L 16V • Golf/Ibiza/A4/Octavia • Turbo

Kit Part #	Bore mm / Inch	Over-size	Stroke	Rod	Comp. Ht.	Head cc's	Volume	Gasket Thickness	Deck Clearance	Block Ht.	Comp. Ratio	Pin Part # (Included)	Ringset (Included)	Avg. Wt.	Foot-note
KE188M825	82.50 / 3.248	Std.	3.654 92.8mm	6.260 159mm	1.204 30.6mm	48cc	-11cc	.065 1.65mm	0	9.291 236mm	8.5	S656 21mm - .827 x 2.002	8250XX	295	1, Q
KE188M83	83.00 / 3.268	0.020											8300XX	300	
KE188M835	83.50 / 3.287	0.040											8350XX	305	
KE188M84	84.00 / 3.307	0.060											8400XX	310	
KE190M825	82.50 / 3.248	Std.	3.654 92.8mm	6.260 159mm	1.204 30.6mm	48cc	4cc	.065 1.65mm	0	9.291 236mm	10.5	S656 21mm - .827 x 2.002	8250XX	259	1, Q
KE190M83	83.00 / 3.268	0.020											8300XX	264	
KE190M835	83.50 / 3.287	0.040											8350XX	271	
KE190M84	84.00 / 3.307	0.060											8400XX	277	
KE290M825	82.50 / 3.248	Std.	3.654 92.8mm	6.260 159mm	1.204 30.6mm	48cc	8cc	.065 1.65mm	0	9.291 236mm	11.8	S656 21mm - .827 x 2.002	8250XX	280	
KE290M83	83.00 / 3.268	0.020											8300XX	339	
KE290M835	83.50 / 3.287	0.040											8350XX	345	

Optional K1 Rod for ABF 2.0L Series: Part # 043DQ16159

Optional K1 Crank ABF 2.0L Series: Part # 043BDQ928

Foot Notes (far right column)

- | | | |
|--|---|---|
| 1 - Most Wiseco Pistons have offset pins. (Pins must be offset, same as OEM, for quietest operation). | B - Build to order. | P - Piston guided rod, washer required. |
| 2 - Due to compression height that may protrude above the deck, it is recommended that a 1.00mm thick head gasket is used. | C - Stroker Kit for B25 stroker Crank. | Q - Oil Squirter modification required. |
| 3 - Optional pin upgrade available. | D - Weight reduction possible. | R - Pin 20mm, OEM = 20.65mm (13/16) |
| 4 - Utilizes extra deep valve pockets to expand the range of I-Vtec with big cams and milled heads | E - With valve pockets unlike K557M Series. | |
| 6 - These pistons have an oil ring groove that is lower than OE. Will not work with sleeves with access hole if the oil ring is not pinned in place. | G - Only with 2.5L connecting rods | |
| | H - Based on Volvo rod 23mm. Ford OEM 21mm. | |

**VW / AUDI / SKODA / SEAT (V.A.G) CONTINUED****VW ABF 2.0L with 20V cylinder head • Turbo**

Kit Part #	Bore mm / Inch	Over-size	Stroke	Rod	Comp. Ht.	Head cc's	Volume	Gasket Thickness	Deck Clearance	Block Ht.	Comp. Ratio	Pin Part # (Included)	Ringset (Included)	Avg. Wt.	Foot-note
KE201M825	82.50 / 3.248	Std.	3.654 92.8mm	6.260 159mm	1.216 30.9mm	48cc	-19.4cc	.065 1.65mm	+.012 +.30mm	9.291 236mm	8.0	S624 21mm - .827 x 2.500	8250XX	304	1, Q
KE201M83	83.00 / 3.268	0.020											8300XX	308	
KE201M835	83.50 / 3.287	0.040											8350XX	312	

Optional K1 Rod for 1.8L Series: Part # 043DQ14144

Audi RS2 2.2L 20V 5 cylinder • Engine Code: 3B/RR/AAN/ABY/ADU

Kit Part #	Bore mm / Inch	Over-size	Stroke	Rod	Comp. Ht.	Head cc's	Volume	Gasket Thickness	Deck Clearance	Block Ht.	Comp. Ratio	Pin Part # (Included)	Ringset (Included)	Avg. Wt.	Foot-note
<i>Turbo, Slipper piston, May require oil squirter modification</i>															
KE222M81	81.00 / 3.189	Std.	3.402 86.4mm	5.669 144mm	1.291 32.8mm	46cc	-21cc	.065 1.65mm	0	8.661 220mm	7.2	S641 20mm - .787 x 1.987	8100XX	280	1, Q
KE222M815	81.50 / 3.209	0.020											8150XX	283	
KE222M82	82.00 / 3.228	0.040											8200XX	289	
KE222M83	83.00 / 3.268	0.080	8300XX	302											
<i>High Performance Turbo, Full Round piston, No oil squirter modification required</i>															
KE322M81	81.00 / 3.189	Std.	3.402 86.4mm	5.669 144mm	1.291 32.8mm	46cc	-21cc	.065 1.65mm	0	8.661 220mm	7.2	S623 20mm - .787 x 2.500	8100XX	309	1
KE322M815	81.50 / 3.209	0.020											8150XX	314	
KE322M82	82.00 / 3.228	0.040											8200XX	319	
KE295M81AP	81.00 / 3.189	Std.	3.402 86.4mm	5.669 144mm	1.285 32.65mm	46cc	-7.4cc	.065 1.65mm	.006 .15mm	8.661 220mm	8.1	S780 20mm - .787 x 2.500	8100XX	300	1, Q
KE295M815AP	81.50 / 3.209	0.020											8150XX	305	
KE295M82AP	82.00 / 3.228	0.040											8200XX	310	
KE295M825AP	82.50 / 3.248	0.060											8250XX	315	
KE295M83AP	83.00 / 3.268	0.080											8300XX	320	

Optional K1 Rod for 1.8L Series: Part # 043DQ14144

VW VR5 2.3L 20V • Toledo/Golf/Bora/Passat/Octavia • Engine Code AQN/AZX • Turbo

Kit Part #	Bore mm / Inch	Over-size	Stroke	Rod	Comp. Ht.	Head cc's	Volume	Gasket Thickness	Deck Clearance	Block Ht.	Comp. Ratio	Pin Part # (Included)	Ringset (Included)	Avg. Wt.	Foot-note
KE203M81	81.00 / 3.189	Std.	3.551 90.2mm	6.456 164mm	1.685 40.8mm	39cc	-28cc	.048 1.2mm	.040 1.0mm	9.527 242mm	8.5	S623 20mm - .787 x 2.500	8100XX		1, B
KE203M815	81.50 / 3.209	0.020											8150XX		
KE203M82	82.00 / 3.228	0.040											8200XX		

Optional K1 Rod for VR6 2.8L Series: Part # 043DR14164 (84mm bore only)

Audi S4/RS4 2.7L TT 30V V6 • Engine code: AGB/ASJ/AZR/AJK/ARE/AZA/AZB/BES • Turbo

Kit Part #	Bore mm / Inch	Over-size	Stroke	Rod	Comp. Ht.	Head cc's	Volume	Gasket Thickness	Deck Clearance	Block Ht.	Comp. Ratio	Pin Part # (Included)	Ringset (Included)	Avg. Wt.	Foot-note
KE212M81	81.00 / 3.189	Std.	3.402 86.4mm	6.063 154mm	1.215 30.86mm	42.5cc	-8cc	.048 1.2mm	0	8.976 228mm	8.0	S709 21mm - .827 x 2.500	8100XX	303	1
KE212M815	81.50 / 3.209	0.020											8150XX	309	
KE212M82	82.00 / 3.228	0.040											8200XX	313	

VW VR6 2.8L 12V • 1992-99 AAA

Kit Part #	Bore mm / Inch	Over-size	Stroke	Rod	Comp. Ht.	Head cc's	Volume	Gasket Thickness	Deck Clearance	Block Ht.	Comp. Ratio	Pin Part # (Included)	Ringset (Included)	Avg. Wt.	Foot-note
K608M82	82.00 / 3.228	0.040	3.551 90.2mm	6.456 164mm	1.275 32.4mm	25cc	-26.2cc	.065 1.65mm	.020 .50mm	9.527 242mm	9.0	S623 20mm - .787 x 2.500	8200XX	278	1, 3
K608M825	82.50 / 3.248	0.060											8250XX	283	
K608M83	83.00 / 3.268	0.080											8300XX	288	
K607M82	82.00 / 3.228	0.040	3.551 90.2mm	6.456 164mm	1.275 32.4mm	25cc	-17.3cc	.065 1.65mm	.020 .50mm	9.527 242mm	10.5	S623 20mm - .787 x 2.500	8200XX	302	1, 3
K607M825	82.50 / 3.248	0.060											8250XX	307	
K607M83	83.00 / 3.268	0.080											8300XX	311	

VW VR6 2.8L 24V • Engine code: AMV/AQP/AUE/AYL/BDE • Turbo

Kit Part #	Bore mm / Inch	Over-size	Stroke	Rod	Comp. Ht.	Head cc's	Volume	Gasket Thickness	Deck Clearance	Block Ht.	Comp. Ratio	Pin Part # (Included)	Ringset (Included)	Avg. Wt.	Foot-note
KE191M81	81.00 / 3.189	Std.	3.551 90.2mm	6.456 164mm	1.267 32.18mm	39cc	-15.5cc	.048 1.2mm	.027 .68mm	9.527 242mm	8.3	S623 20mm - .787 x 2.500	8100XX	350	1, B
KE191M815	81.50 / 3.209	0.020											8150XX	354	
KE191M82	82.00 / 3.228	0.040											8200XX	360	



VOLVO

Volvo B5234T 2.3L 20V • 850

Kit Part #	Bore mm / Inch	Over-size	Stroke	Rod	Comp. Ht.	Head cc's	Volume	Gasket Thickness	Deck Clearance	Block Ht.	Comp. Ratio	Pin Part # (Included)	Ringset (Included)	Avg. Wt.	Foot-note
KE155M81	81.00 / 3.189	Std.	3.543 90mm	5.492 139.5mm	1.413 35.9mm	51cc	-10cc	.060 1.5mm			8.5	S729 23mm - .905 x 2.500	8100XX	339	1
KE155M8125	81.25 / 3.199	0.010											8125XX		
KE155M815	81.50 / 3.209	0.020											8150XX	347	
KE155M82	82.00 / 3.228	0.040											8200XX	355	

Optional K1 Rod for B5234T Series: Part # 044DW21140

Volvo B230ET, FT, GT 2.3L 8V • 740/940 • Turbo

Kit Part #	Bore mm / Inch	Over-size	Stroke	Rod	Comp. Ht.	Head cc's	Volume	Gasket Thickness	Deck Clearance	Block Ht.	Comp. Ratio	Pin Part # (Included)	Ringset (Included)	Avg. Wt.	Foot-note
<i>*Critical bore size when used in high power applications</i>															
KE206M96	96.00 / 3.780	Std.	3.150 80mm	5.984 152cc	1.559 39.6mm	45.4cc	-14cc	.048 1.2mm	.024 .60mm	9.114 231.5mm	8.0	S626 23mm - .905 x 2.500	9600XS	540	1, P
KE206M965	96.50 / 3.799	0.020											9650XS	554	
KE206M97*	97.00 / 3.819	0.040											3819XS	563	

Optional K1 Rod for B230 Series: Part # 044DV21152

Volvo B234F 2.3L 16V • 940 • Turbo

Kit Part #	Bore mm / Inch	Over-size	Stroke	Rod	Comp. Ht.	Head cc's	Volume	Gasket Thickness	Deck Clearance	Block Ht.	Comp. Ratio	Pin Part # (Included)	Ringset (Included)	Avg. Wt.	Foot-note
<i>*Critical bore size when used in high power applications</i>															
KE207M96	96.00 / 3.780	Std.	3.150 80mm	5.984 152cc	1.559 39.6mm	83.6cc	-18cc	.048 1.2mm	.008 .20mm	9.114 231.5mm	8.5	S626 23mm - .905 x 2.500	9600XS	458	1, P
KE207M965	96.50 / 3.799	0.020											9650XS	468	
KE207M97*	97.00 / 3.819	0.040											3819XS	473	

Optional K1 Rod for B23A Series: Part # KE-VH5708BPABB4-A

Volvo B23A 2.3L 8V • 240/740 • Turbo

Kit Part #	Bore mm / Inch	Over-size	Stroke	Rod	Comp. Ht.	Head cc's	Volume	Gasket Thickness	Deck Clearance	Block Ht.	Comp. Ratio	Pin Part # (Included)	Ringset (Included)	Avg. Wt.	Foot-note
<i>*Critical bore size when used in high power applications</i>															
KE208M96	96.00 / 3.780	Std.	3.150 80mm	5.709 145mm	1.826 46.38mm	83.6cc	-14cc	.055 1.4mm	.006 .14mm	9.114 231.5mm	8.0	S627 23mm - .945 x 2.500	9600XX	593	1, P
KE208M965	96.50 / 3.799	0.020											9650XX	601	
KE208M97*	97.00 / 3.819	0.040											3819XH	609	

Optional K1 Rod for B525 Series: Part # 044DW21143

B5254 2.5L 20V 5 Cyl • S60/V70

Kit Part #	Bore mm / Inch	Over-size	Stroke	Rod	Comp. Ht.	Head cc's	Volume	Gasket Thickness	Deck Clearance	Block Ht.	Comp. Ratio	Pin Part # (Included)	Ringset (Included)	Avg. Wt.	Foot-note
KE227M83	83.00 / 3.268	Std.	3.669 93.2mm	5.630 143mm	1.201 30.5mm	51cc	-13cc	.063 1.4mm	+.004 +.10mm	8.661 220mm	9.0	S626 23mm - .905 x 2.500	8300XX	335	1
KE227M835	83.50 / 3.287	0.020											8350XX	340	
KE227M84	84.00 / 3.307	0.040											8400XX	345	

Foot Notes (far right column)

- Most Wiseco Pistons have offset pins. (Pins must be offset, same as OEM, for quietest operation).
 - Due to compression height that may protrude above the deck, it is recommended that a 1.00mm thick head gasket is used.
 - Optional pin upgrade available.
 - Utilizes extra deep valve pockets to expand the range of I-Vtec with big cams and milled heads
 - These pistons have an oil ring groove that is lower than OE. Will not work with sleeves with access hole if the oil ring is not pinned in place.
- B** - Build to order.
C - Stroker Kit for B25 stroker Crank.
D - Weight reduction possible.
E - With valve pockets unlike K557M Series.
G - Only with 2.5L connecting rods
H - Based on Volvo rod 23mm. Ford OEM 21mm.
- P** - Piston guided rod, washer required.
Q - Oil Squirter modification required.
R - Pin 20mm, OEM = 20.65mm (13/16)



SPORT COMPACT SEVERE DUTY PIN OPTIONS



SPORT COMPACT SEVERE DUTY PIN OPTION

Pins included with Piston Kit							Pin Upgrades		
Part#	Pin Part #	Pin OD	Pin Length	Wall Thickness	Material	Clip #	Pin Upgrade Part #	Wall Thickness	Material
K001E	S417	22mm	2.500	3.5mm	5115	CS22	N/A		
K505M	S475	19mm	2.303	3.5mm	5115	CW19	N/A		
K506M	S520	20mm	2.362	3.5mm	5115	CW20	N/A		
K508M	S566	22mm	2.500	3.5mm	5115	CW22	S710	5.00 mm	5115
K509M	S566	22mm	2.500	3.5mm	5115	CW22	S710	5.00 mm	5115
K512M	S553	20mm	2.185	3.5mm	5115	CW20	N/A		
K528M	S566	22mm	2.500	3.5mm	5115	CW22	S710	5.00 mm	5115
K533M	S524	18mm	2.244	3mm	5115	CW18	N/A		
K541M	S656	21mm	2.002	4mm	5115	CW21	S733	5.72 mm	9310
K542M	S656	21mm	2.002	4mm	5115	CW21	S733	5.72 mm	9310
K543M	S622	19mm	2.500	4mm	5115	CW19	S707	5.00 mm	5115
K544M	S625	22mm	2.500	4mm	5115	W5590	S710	5.00 mm	5115
K545M	S656	21mm	2.002	4mm	5115	CW21	S733	5.72 mm	9310
K546M	S622	19mm	2.500	4mm	5115	CW19	S707	5.00 mm	5115
K547M	S625	22mm	2.500	4mm	5115	W5590	S710	5.00 mm	5115
K548M	S710	22mm	2.500	5mm	5115	W5590	N/A		
K549M	S625	22mm	2.500	4mm	5115	W5590	S710	5.00 mm	5115
K550M	S625	22mm	2.500	4mm	5115	W5590	S710	5.00 mm	5115
K553M	S623	20mm	2.500	4mm	5115	W5509	S708	5.00 mm	5115
K554M	S623	20mm	2.500	4mm	5115	W5509	S708	5.00 mm	5115
K555M	S625	22mm	2.500	4mm	5115	W5590	S710	5.00 mm	5115
K556M	S625	22mm	2.500	4mm	5115	W5590	S710	5.00 mm	5115
K557M	S625	22mm	2.500	4mm	5115	W5590	S710	5.00 mm	5115
K559M	S709	21mm	2.500	5mm	5115	CW21	N/A		
K560M	S709	21mm	2.500	5mm	5115	CW21	N/A		
K562M	S625	22mm	2.500	4mm	5115	W5590	S710	5.00 mm	5115
K563M	S623	20mm	2.500	4mm	5115	CW20	S708	5.00 mm	5115
K564M	S624	21mm	2.500	4mm	5115	CW21	S709	5.00 mm	5115
K565M	S549	20mm	2.002	3.5mm	5115	CW20	N/A		
K566M	S656	21mm	2.002	4mm	5115	CW21	S733	5.72 mm	9310
K567M	S656	21mm	2.002	4mm	5115	CW21	S733	5.72 mm	9310
K568M	S550	22mm	2.002	3.5mm	5115	W5590	S734	5.72 mm	9310
K569M	S549	20mm	2.002	3.5mm	5115	CW20	N/A		
K570M	S625	22mm	2.500	4mm	5115	W5590	S710	5.00 mm	5115
K571M	S709	21mm	2.500	5mm	5115	CW21	N/A		
K572M	S550	22mm	2.002	3.5mm	5115	W5590	S734	5.72 mm	9310
K573M	S550	22mm	2.002	3.5mm	5115	W5590	S734	5.72 mm	9310
K574M	S625	22mm	2.500	4mm	5115	CW22	S710	5.00 mm	5115
K576M	S729	23mm	2.500	5.15mm	5115	W5939	N/A		
K577M	S624	21mm	2.500	4mm	5115	CW21	S709	5.00 mm	5115
K578M	S624	21mm	2.500	4mm	5115	CW21	S709	5.00 mm	5115
K579M	S729	23mm	2.500	5.15mm	5115	W5939	N/A		
K580M	S624	21mm	2.500	4mm	5115	CW21	S709	5.00 mm	5115
K581M	S624	21mm	2.500	4mm	5115	CW21	S709	5.00 mm	5115
K582M	S641	20mm	1.986	4mm	5115	W5509	N/A		
K583M	S623	20mm	2.500	4mm	5115	W5509	S708	5.00 mm	5115
K584M	S625	22mm	2.500	4mm	5115	W5590	S710	5.00 mm	5115
K585M	S623	20mm	2.500	4mm	5115	W5509	S708	5.00 mm	5115
K586M	S624	21mm	2.500	4mm	5115	CW21	S709	5.00 mm	5115
K587M	S624	21mm	2.500	4mm	5115	CW21	S709	5.00 mm	5115
K588M	S729	23mm	2.500	5.15mm	5115	W5939	N/A		
K589M	S623	20mm	2.500	4mm	5115	W5509	S708	5.00 mm	5115
K590M	S641	20mm	1.986	4mm	5115	W5509	N/A		
K591M	S624	21mm	2.500	4mm	5115	CW21	S709	5.00 mm	5115
K593M	S561	21mm	2.002	3.5mm	5115	CW21	S733	5.72 mm	9310
K594M	S561	21mm	2.002	3.5mm	5115	CW21	S733	5.72 mm	9310



SPORT COMPACT SEVERE DUTY PIN OPTIONS



SPORT COMPACT SEVERE DUTY PIN OPTION

Pins included with Piston Kit							Pin Upgrades		
Part#	Pin Part #	Pin OD	Pin Length	Wall Thickness	Material	Clip #	Pin Upgrade Part #	Wall Thickness	Material
K595M	S625	22mm	2.500	4mm	5115	W5590	S710	5.00 mm	5115
K596M	S710	22mm	2.500	5mm	5115	W5590	N/A		
K597M	S710	22mm	2.500	5mm	5115	W5590	N/A		
K598M	S805	23mm	2.500	4.57mm	5115	W6198	S729	5.15mm	5115
K599M	S729	23mm	2.500	5.15mm	5115	W6198	N/A		
K600M	S729	23mm	2.500	5.15mm	5115	W6198	N/A		
K601M	S729	23mm	2.500	5.15mm	5115	W6198	N/A		
K602M	S729	23mm	2.500	5.15mm	5115	W6198	N/A		
K605M	S625	22mm	2.500	4mm	5115	W5590	S710	5.00 mm	5115
K606M	S625	22mm	2.500	4mm	5115	W5590	S710	5.00 mm	5115
K607M	S623	20mm	2.500	4mm	5115	W5509	S708	5.00 mm	5115
K608M	S623	20mm	2.500	4mm	5115	W5509	S708	5.00 mm	5115
K609M	S624	21mm	2.500	4mm	5115	CW21	S709	5.00 mm	5115
K610M	S624	21mm	2.500	4mm	5115	CW21	S709	5.00 mm	5115
K611M	S549	20mm	2.002	3.5mm	5115	CW20	N/A		
K612M	S623	20mm	2.500	4mm	5115	W5509	S708	5.00 mm	5115
K613M	S625	22mm	2.500	4mm	5115	W5590	S710	5.00 mm	5115
K614M	S622	19mm	2.500	4mm	5115	CW19	S707	5.00 mm	5115
K615M	S625	22mm	2.500	4mm	5115	W5590	S710	5.00 mm	5115
K618M	S624	21mm	2.500	4mm	5115	CW21	S709	5.00 mm	5115
K622M	S618	22mm	2.000	4.1mm	5115	W5590	S734	5.72 mm	9310
K623M	S656	21mm	2.002	4mm	5115	CW28	S733	5.72 mm	9310
K624M	S622	19mm	2.500	4mm	5115	CW19	S707	5.00 mm	5115
K625M	S721	21mm	2.362	5.72mm	9310	CW28	N/A		
K626M	S722	22mm	2.362	5.72mm	9310	W5590	N/A		
K627M	S722	22mm	2.362	5.72mm	9310	W5590	N/A		
K628M	S656	21mm	2.002	4mm	5115	CW28	S733	5.72 mm	9310
K629M	S656	21mm	2.002	4mm	5115	CW28	S733	5.72 mm	9310
K630M	S641	20mm	1.986	4mm	5115	W5509	N/A		
K631M	S619	22mm	2.000	4.1mm	5115	W5590	S734	5.72 mm	9310
K632M	S551	23mm	2.002	3.5mm	5115	CW23	N/A		
K633M	S417	22mm	2.500	3.5mm	5115	CS22	N/A		
K634M	S618	22mm	2.000	4.1mm	5115	W5590	S734	5.72 mm	9310
K635M	S752	23mm	2.362	5mm	5115	W5860	S794	5.72 mm	52100
K636M	S790	23mm	2.250	5.72mm	5115	W5860			
K637M	S524	18mm	2.244	3mm	5115	CW18	N/A		
K640M	S754	22.5mm	2.362	5mm	5115	CW29	N/A		
K641M	S710	22mm	2.500	5mm	5115	W5590	N/A		
K642M	S627	24mm	2.500	4mm	5115	W6045	N/A		
K643M	S710	22mm	2.500	5mm	5115	W5590	N/A		
K649M	S750	21mm	2.362	5mm	5115	CW28	S721	5.72 mm	9310
K650M	S550	22mm	2.002	3.5mm	5115	W5590	S734	5.72 mm	9310
K651M	S751	22mm	2.362	5mm	5115	W5590	S722	5.72 mm	9310
K655M	S751	22mm	2.362	5mm	5115	W5590	S722	5.72 mm	9310
K656M	S722	22mm	2.362	5.72mm	9310	W5590	N/A		

ACCESSORIES



WISECO IS NOW A DISTRIBUTOR OF TREND PERFORMANCE WRIST PINS!

These Trend wrist pins are made in the USA from premium H-13 steel, making them the perfect upgrade for your high rpm, forced induction, or nitrous motor!

TREND PERFORMANCE PINS					
PART NUMBER	DIAMETER	LENGTH	WALL THICKNESS	END TYPE	FOOTNOTE
H8662250200D	0.866	2.250	0.200	Straight	H-13 DLC Coated
H8662500155	0.866	2.500	0.155	Straight	H-13
H8662500185	0.866	2.500	0.185	Straight	H-13
H8662500200	0.866	2.500	0.200	Straight	H-13
H8662500220	0.866	2.500	0.220	Straight	H-13
H9052500240	0.905	2.500	0.240	Straight	H-13
H9272500165	0.927	2.500	0.165	Straight	H-13
H9272500185	0.927	2.500	0.185	Straight	H-13
H9272500185T	0.927	2.500	0.185	Straight	H-13 Tapered Wall
H9272500185D	0.927	2.500	0.185	Straight	H-13 DLC Coated
H9272500205	0.927	2.500	0.205	Straight	H-13
H9272500225	0.927	2.500	0.225	Straight	H-13
H9272750155	0.927	2.750	0.155	Straight	H-13
H9272750165	0.927	2.750	0.165	Straight	H-13
H9272750185	0.927	2.750	0.185	Straight	H-13
H9272750205	0.927	2.750	0.205	Straight	H-13
H9272750225	0.927	2.750	0.225	Straight	H-13
H9272950185	0.927	2.950	0.185	Straight	H-13
H9272950205	0.927	2.950	0.205	Straight	H-13
H9272950225	0.927	2.950	0.225	Straight	H-13
H9272950250	0.927	2.950	0.250	Straight	H-13
H9902750185	0.990	2.750	0.185	Straight	H-13
H9902750205	0.990	2.750	0.205	Straight	H-13
H9902915175	0.990	2.915	0.175	Straight	H-13
H9902930155	0.990	2.930	0.155	Straight	H-13
H9902930165	0.990	2.930	0.165	Straight	H-13
H9902930175	0.990	2.930	0.175	Straight	H-13
H9902930185	0.990	2.930	0.185	Straight	H-13
H9902930185D	0.990	2.930	0.185	Straight	H-13 DLC Coated
H9902930200	0.990	2.930	0.200	Straight	H-13
H9902930205	0.990	2.930	0.205	Straight	H-13
H9902930220	0.990	2.930	0.220	Straight	H-13
H9902930225	0.990	2.930	0.225	Straight	H-13
H9902930250	0.990	2.930	0.250	Straight	H-13
H9903100250	0.990	3.100	0.250	Straight	H-13
H10943400250T	1.094	3.400	0.250	Straight	H-13 Tapered Wall
H10943400250	1.094	3.400	0.250	Straight	H-13



SPORT COMPACT MLS HEAD GASKETS

These gaskets use a high-pressure-steel-laminate design. They withstand extremely high shear forces that occur between an aluminum head and iron block.

Its internal embossments expand with heat to create a better seal when under extremely high combustion pressures and temperatures, as is the case with heavy nitrous and turbo-charged applications.



SPORT COMPACT MLS HEAD GASKETS

Audi / VW								
MLS Series Gaskets								
Part #	Cometic Part #	Application	Year	Gasket Bore (inch)	Gasket Bore (mm)	Thickness (inch)	Thickness (mm)	Footnote
VW1000-055	C4558-051	VW 1.8T 20V	1996-2005	3.268	83.00	0.055	1.40	
VW1001-055	C4559-051	VW 1.8T 20V	1996-2005	3.299	83.80	0.055	1.40	
VW1002-026		VW VR6 12V	-	3.311	84.10	0.026	0.65	
VW1003-026		VW VR6 12V	-	3.248	82.50	0.026	0.65	
VW1007-065		VW VR6 12V	-	3.268	83.00	0.065	1.65	
VW1006-055		VW KR/PL 1.8L 16V	1978+	3.189	81.00	0.055	1.40	
VW1004-055	C4246-051	VW KR/PL 1.8L 16V	1978+	3.299	83.80	0.055	1.40	
VW1005-055	C4247-051	VW KR/PL 1.8L 16V	1978+	3.268	83.00	0.055	1.40	

BMW								
Part #	Cometic Part #	Application	Year	Gasket Bore (inch)	Gasket Bore (mm)	Thickness (inch)	Thickness (mm)	Footnote
BM1010-063		E30 318 - M42B18	1989-1996	3.425	87.00	0.063	1.60	
BM1011-071		E36 M3 - S50B32 Euro & S52B32 Euro	1992-1999	3.425	87.00	0.071	1.80	

Chrysler								
MLS Series Gaskets								
Part #	Cometic Part #	Application	Year	Gasket Bore (inch)	Gasket Bore (mm)	Thickness (inch)	Thickness (mm)	Footnote
CR1000-039	C5622-040	Chrysler Small Block - 318, 340, 360	-	4.080	103.60	0.039	1.00	
CR1001-039	C5457-040	Chrysler Small Block - 318, 340, 360	-	4.125	104.80	0.039	1.00	
CR1002-039	C5461-040	Chrysler Big Block - 361, 383, 400, 413, 426, 440	-	4.380	111.30	0.039	1.00	
CR1003-039	C5462-040	Chrysler Big Block - 361, 383, 400, 413, 426, 440	-	4.415	112.10	0.039	1.00	
CR1004-039	C5464-040	Chrysler Big Block - 361, 383, 400, 413, 426, 440	-	4.500	114.30	0.039	1.00	
CR1005-039	C5454-040	Chrysler 426 Hemi	-	4.280	108.70	0.039	1.00	
CR1006-039	C5455-040	Chrysler 426 Hemi	-	4.375	111.10	0.039	1.00	
CR1007-039		Chrysler Hemi 5.7L - Left	2002-2011	4.050	102.90	0.039	1.00	
CR1008-039		Chrysler Hemi 5.7L - Right	2002-2011	4.050	102.90	0.039	1.00	
CR1009-039	C5876-04	Chrysler Hemi 6.1L	2005-2011	4.100	104.10	0.039	1.00	
CR1010-039		Chrysler Hemi 6.1L	2005-2011	4.185	106.30	0.039	1.00	

**SPORT COMPACT MLS HEAD GASKETS****Cosworth***MLS Series Gaskets*

Part #	Cosmetic Part #	Application	Year	Gasket Bore (inch)	Gasket Bore (mm)	Thickness (inch)	Thickness (mm)	Footnote
FD1007-039	C4218-040	Cosworth DOHC YB / SOHC OHC/NEP 92.5mm	-	3.642	92.50	0.039	1.00	
FD1007-045	C4218-045	Cosworth DOHC YB / SOHC OHC/NEP 92.5mm	-	3.642	92.50	0.045	1.15	
FD1007-051	C4218-051	Cosworth DOHC YB / SOHC OHC/NEP 92.5mm	-	3.642	92.50	0.051	1.30	
FD1008-045		Cosworth DOHC YB / SOHC OHC/NEP 93.5mm	-	3.681	93.50	0.045	1.15	
FD1008-051		Cosworth DOHC YB / SOHC OHC/NEP 93.5mm	-	3.681	93.50	0.051	1.30	
FD1009-045		Cosworth DOHC YB / SOHC OHC/NEP 94.5mm	-	3.720	94.50	0.045	1.15	
FD1009-051		Cosworth DOHC YB / SOHC OHC/NEP 94.5mm	-	3.720	94.50	0.051	1.30	

Fiat/Lancia*MLS Series Gaskets*

Part #	Cosmetic Part #	Application	Year	Gasket Bore (inch)	Gasket Bore (mm)	Thickness (inch)	Thickness (mm)	Footnote
FT1002-051		Fiat Punto Turbo 1.4L 82.5mm	1989-1999	3.248	82.50	0.051	1.30	
FT1002-067		Fiat Punto Turbo 1.4L 82.5mm	1989-1999	3.248	82.50	0.067	1.70	
FT1003-063		Lancia Delta 85.3mm	1986-1999	3.358	85.30	0.063	1.60	
FT1005-063		Lancia Delta 87mm	1986-1999	3.425	87.00	0.063	1.60	
FT1006-051		Fiat Punto 1.6L Turbo 88mm	-	3.465	88.00	0.051	1.30	
FT1006-067		Fiat Punto 1.6L Turbo 88mm	-	3.465	88.00	0.067	1.70	

Ford*MLS Series Gaskets*

Part #	Cosmetic Part #	Application	Year	Gasket Bore (inch)	Gasket Bore (mm)	Thickness (inch)	Thickness (mm)	Footnote
FD1000-039	C5511-040	Ford Small Block 289, 302, 351W Non SVO	-	4.030	102.36	0.039	1.00	
FD1001-039	C5514-040	Ford Small Block 289, 302, 351W Non SVO	-	4.100	104.14	0.039	1.00	
FD1018-039	C5515-040	Ford Small Block 289, 302, 351W Non SVO	-	4.155	105.54	0.039	1.00	
FD1002-039	C5359-040	Ford 302, 351W SVO with Yates Pockets - Right	-	4.100	104.14	0.039	1.00	
FD1003-039	C5358-040	Ford 302, 351W SVO with Yates Pockets - Left	-	4.100	104.14	0.039	1.00	
FD1004-039	C5369-040	Ford 2.3L SOHC	-	3.830	97.28	0.039	1.00	
FD1020-039		Ford 2.0 16V ZETEC	-	3.394	86.20	0.039	1.00	
FD1021-039		Ford Ecoboost 1.6L Turbo	2010+	3.150	80.00	0.039	1.00	
FD1023-049		Ford Ecoboost 2.0L Turbo	2010+	3.504	89.00	0.049	1.25	
FD1024-051		Ford Ecoboost 2.3L Turbo	2015+	3.504	89.00	0.051	1.30	
FD1022-047		Ford Focus 2.5ST / RS / RS500 5 Cyl	2005+	3.268	83.00	0.047	1.20	
FD1010-039		Ford Modular 4.6/5.4 2V/4V - Left	1991-2004	3.630	92.20	0.039	1.00	
FD1011-039		Ford Modular 4.6/5.4 2V/4V - Right	1991-2004	3.630	92.20	0.039	1.00	
FD1012-039		Ford Modular 4.4/5.4 3V - Left	2005-2010	3.630	92.20	0.039	1.00	
FD1013-039		Ford Modular 4.4/5.4 3V - Right	2005-2010	3.630	92.20	0.039	1.00	
FD1014-039	C5286-040	2011-2014 Ford Coyote 5.0 - Left	2011-2014	3.755	95.40	0.039	1.00	



SPORT COMPACT MLS HEAD GASKETS

Ford (CONTINUED)

MLS Series Gaskets

Part #	Cometic Part #	Application	Year	Gasket Bore (inch)	Gasket Bore (mm)	Thickness (inch)	Thickness (mm)	Footnote
FD1015-039	C5287-040	2011-2014 Ford Coyote 5.0 - Right	2011-2014	3.755	95.40	0.039	1.00	
FD1025-039		2015+ Ford Coyote 5.0 - Left	2015+	3.755	95.40	0.039	1.00	
FD1026-039		2015+ Ford Coyote 5.0 - Right	2015	3.755	95.40	0.039	1.00	
FD1017-039	C5667-040	Ford 429/460	1968-1988	4.500	114.30	0.039	1.00	

GM

MLS Series Gaskets

Part #	Cometic Part #	Application	Year	Gasket Bore (inch)	Gasket Bore (mm)	Thickness (inch)	Thickness (mm)	Footnote
GM1025-039		Chevrolet Small Block 350 - LT1 Only	1992-1997	4.040	102.60	0.039	1.00	
GM1026-039		Chevrolet Small Block 350 - LT1 Only	1992-1997	4.110	104.40	0.039	1.00	
GM1024-039	C5245-040	Chevrolet Small Block 350	1959-1991	4.060	103.10	0.039	1.00	
GM1002-039	C5247-040	Chevrolet Small Block 400	1959-1991	4.125	104.78	0.039	1.00	
GM1003-039	C5248-040	Chevrolet Small Block 400	1959-1991	4.165	105.80	0.039	1.00	
GM1004-039	C5249-040	Chevrolet Small Block 400	1959-1991	4.200	106.68	0.039	1.00	
GM1004-051		Chevrolet Small Block 400	1959-1991	4.200	106.68	0.051	1.00	
GM1015-039	C5475-040	GM LSL1 / LS6	1997+	3.945	100.20	0.039	1.00	
GM1015-051	C5475-051	GM LSL1 / LS6	1997+	3.945	100.20	0.051	1.30	
GM1016-039		GM LSL1 / LS2 / LS3 / LS6	2005-2011	4.100	104.10	0.039	1.00	
GM1016-051		GM LSL1 / LS2 / LS3 / LS6	2005-2011	4.100	104.10	0.051	1.30	
GM1005-051	C5318-051	GM LSL1 / LS2 / LS3 / LS6	1997+	4.160	105.66	0.051	1.30	
GM1006-051	C5317-051	GM LSL1 / LS2 / LS3 / LS6	1997+	4.130	104.90	0.051	1.30	
GM1017-051	C5934-051	LSX 376 - Left	-	4.125	104.80	0.051	1.30	
GM1018-051	C5933-051	LSX 376 - Right	-	4.125	104.80	0.051	1.30	
GM1019-051	C5936-051	LSX 454 - Left	-	4.200	106.70	0.051	1.30	
GM1020-051	C5935-051	LSX 454 - Right	-	4.200	106.70	0.051	1.30	
GM1021-051	C5889-051	LS7	2006+	4.160	105.70	0.051	1.30	
GM1009-039	C5329-040	Chevrolet Big Block - Mark IV & Bowtie	-	4.375	111.13	0.039	1.00	
GM1010-039	C5330-040	Chevrolet Big Block - Mark IV & Bowtie	-	4.540	115.31	0.039	1.00	
GM1011-039	C5331-040	Chevrolet Big Block - Mark IV & Bowtie	-	4.630	117.60	0.039	1.00	
GM1012-039	C5332-040	Chevrolet Big Block - Mark V & VI	-	4.375	111.13	0.039	1.00	
GM1013-039	C5333-040	Chevrolet Big Block - Mark V & VI	-	4.540	115.31	0.039	1.00	
GM1014-039	C5334-040	Chevrolet Big Block - Mark V & VI	-	4.630	117.60	0.039	1.00	

**SPORT COMPACT MLS HEAD GASKETS****Honda****MLS Series Gaskets**

Part #	Cometic Part #	Application	Year	Gasket Bore (inch)	Gasket Bore (mm)	Thickness (inch)	Thickness (mm)	Footnote
HN1000-033	C4232-030	Honda B Series Vtec 81.5mm	1988-2001	3.189	81.50	0.033	0.85	
HN1001-033	C4168-030	Honda B Series Vtec 82mm	1988-2001	3.228	82.00	0.033	0.85	
HN1002-033	C4189-030	Honda B Series Vtec 83mm	1988-2001	3.268	83.00	0.033	0.85	
HN1003-033	C4188-030	Honda B Series Vtec 84mm	1988-2001	3.307	84.00	0.033	0.85	
HN1004-033	C4182-030	Honda B Series Vtec 85mm	1988-2001	3.346	85.00	0.033	0.85	
HN1005-033	C4237-030	Honda B18A w/Vtec Head 81mm	1990-2001	3.189	81.00	0.033	0.85	
HN1006-033	C4191-030	Honda B18A w/Vtec Head 82mm	1990-2001	3.228	82.00	0.033	0.85	
HN1007-033	C4192-030	Honda B18A w/Vtec Head 83mm	1990-2001	3.268	83.00	0.033	0.85	
HN1008-033	C4193-030	Honda B18A w/Vtec Head 84mm	1990-2001	3.307	84.00	0.033	0.85	
HN1009-033	C4194-030	Honda B18A w/Vtec Head 85mm	1990-2001	3.346	85.00	0.033	0.85	
HN1010-033	C4238-030	Honda B18A non Vtec 81mm	1990-2001	3.189	81.00	0.033	0.85	
HN1011-033	C4173-030	Honda B18A non Vtec 82mm	1990-2001	3.228	82.00	0.033	0.85	
HN1012-033	C4181-030	Honda B18A non Vtec 83mm	1990-2001	3.268	83.00	0.033	0.85	
HN1013-033	C4180-030	Honda B18A non Vtec 84mm	1990-2001	3.307	84.00	0.033	0.85	
HN1014-033	C4175-030	Honda B18A non Vtec 85mm	1990-2001	3.346	85.00	0.033	0.85	
HN1015-033	C4250-030	Honda B20B4 / B20Z2 85mm	1997-2001	3.346	85.00	0.033	0.85	
HN1016-033	C4118-030	Honda D13B / D15B / D16A6-A7 / D16Z1-Z2 76mm	1987-1997	2.992	76.00	0.033	0.85	
HN1017-033	C4119-030	Honda D13B / D15B / D16A6-A7 / D16Z1-Z2 77mm	1987-1997	3.031	77.00	0.033	0.85	
HN1018-033	C4120-030	Honda D13B / D15B / D16A6-A7 / D16Z1-Z2 78mm	1987-1997	3.071	78.00	0.033	0.85	
HN1019-033	C4121-030	Honda D13B / D15B / D16A6-A7 / D16Z1-Z2 79mm	1987-1997	3.110	79.00	0.033	0.85	
HN1020-033	C4195-030	Honda D15Z1 / D16Y5-Y8 76mm	1991-2001	2.992	76.00	0.033	0.85	
HN1021-033	C4196-030	Honda D15Z1 / D16Y5-Y8 77mm	1991-2001	3.031	77.00	0.033	0.85	
HN1022-033	C4167-030	Honda D15Z1 / D16Y5-Y8 78mm	1991-2000	3.071	78.00	0.033	0.85	
HN1023-033	C4335-030	Honda F20C / F22C 89mm	1999-2009	3.504	89.00	0.033	0.85	
HN1024-033		Honda K20/K24 88.5mm	2002-2011	3.484	88.50	0.033	0.85	

Hyundai**MLS Series Gaskets**

Part #	Cometic Part #	Application	Year	Gasket Bore (inch)	Gasket Bore (mm)	Thickness (inch)	Thickness (mm)	Footnote
M11005-039		Hyundai Genesis Coupe 4B11T Theta 87.5mm	2008-2014	3.445	87.50	0.039	1.00	



SPORT COMPACT MLS HEAD GASKETS

Mitsubishi

MLS Series Gaskets

Part #	Cometic Part #	Application	Year	Gasket Bore (inch)	Gasket Bore (mm)	Thickness (inch)	Thickness (mm)	Footnote
MI1000-039	C4157-040	Mitsubishi 4G63 EVO IV-VIII (4-8) 85.3mm	1996-2005	3.358	85.30	0.039	1.00	
MI1000-045	C4157-045	Mitsubishi 4G63 EVO IV-VIII (4-8) 85.3mm	1996-2005	3.358	85.30	0.045	1.15	
MI1000-051	C4157-051	Mitsubishi 4G63 EVO IV-VIII (4-8) 85.3mm	1996-2005	3.358	85.30	0.051	1.30	
MI1001-039	C4156-040	Mitsubishi 4G63 EVO IV-VIII (4-8) 86.3mm	1996-2005	3.398	86.30	0.039	1.00	
MI1001-045	C4156-045	Mitsubishi 4G63 EVO IV-VIII (4-8) 86.3mm	1996-2005	3.398	86.30	0.045	1.15	
MI1001-051	C4156-051	Mitsubishi 4G63 EVO IV-VIII (4-8) 86.3mm	1996-2005	3.398	86.30	0.051	1.30	
MI1002-039		Mitsubishi 4G63 EVO IV-VIII (4-8) 87.5mm	1996-2005	3.437	87.50	0.039	1.00	
MI1002-045		Mitsubishi 4G63 EVO IV-VIII (4-8) 87.5mm	1996-2005	3.437	87.50	0.045	1.15	
MI1002-051		Mitsubishi 4G63 EVO IV-VIII (4-8) 87.5mm	1996-2005	3.437	87.50	0.051	1.30	
MI1003-039		Mitsubishi 4G63 EVO IV-VIII (4-8) 88.3mm	1996-2005	3.476	88.30	0.039	1.00	
MI1003-045		Mitsubishi 4G63 EVO IV-VIII (4-8) 88.3mm	1996-2005	3.476	88.30	0.045	1.15	
MI1003-051		Mitsubishi 4G63 EVO IV-VIII (4-8) 88.3mm	1996-2005	3.476	88.30	0.051	1.30	
MI1004-039		Mitsubishi 4G63 EVO IX (9) 86.3mm	2005-2007	3.398	86.30	0.039	1.00	
MI1005-039		Mitsubishi 4B11T EVO X (10) 87.5mm	2007+	3.445	87.50	0.039	1.00	

Nissan

MLS Series Gaskets

Part #	Cometic Part #	Application	Year	Gasket Bore (inch)	Gasket Bore (mm)	Thickness (inch)	Thickness (mm)	Footnote
NI1000-047	C4320-051	Nissan RB26 87.5mm	1989-2002	3.445	87.50	0.047	1.20	
NI1000-059	C4320-059	Nissan RB26 87.5mm	1989-2002	3.445	87.50	0.059	1.50	
NI1006-047		Nissan TB48DE 1/2 Head Stud	2001+	4.035	102.50	0.047	1.20	
NI1001-033	C4130-030	Nissan SR20DET FWD 87mm	1991-2002	3.484	88.50	0.033	0.85	
NI1002-039	C4324-040	Nissan SR20DET RWD VTC 87mm	1991-2002	3.484	88.50	0.039	1.00	
NI1003-039	C4324-040	Nissan SR20DET RWD 87mm	1991-2002	3.445	87.50	0.039	1.00	
NI1004-037		Nissan VR38DETT 100.5mm - Left	2009+	3.957	100.50	0.037	0.95	
NI1005-037		Nissan VR38DETT 100.5mm - Right	2009+	3.957	100.50	0.037	0.95	

**SPORT COMPACT MLS HEAD GASKETS****Opel***MLS Series Gaskets*

Part #	Cometic Part #	Application	Year	Gasket Bore (inch)	Gasket Bore (mm)	Thickness (inch)	Thickness (mm)	Footnote
OP1000-039		Opel X20XEV 2.0L Turbo 87.5mm	1995-2000	3.445	87.50	0.039	1.00	
OP1000-045		Opel X20XEV 2.0L Turbo 87.5mm	1995-2000	3.445	87.50	0.045	1.15	
OP1000-051		Opel X20XEV 2.0L Turbo 87.5mm	1995-2000	3.445	87.50	0.051	1.30	
OP1000-075		Opel X20XEV 2.0L Turbo 87.5mm	1995-2000	3.445	87.50	0.075	1.90	
OP1001-045		Opel X20XEV 2.0L Turbo 88.5mm	1995-2000	3.484	88.50	0.045	1.15	
OP1001-051		Opel X20XEV 2.0L Turbo 88.5mm	1995-2000	3.484	88.50	0.051	1.30	
OP1002-039		Opel Z16LEL/R/T - Z18LET/R 80mm	-	3.150	80.00	0.039	1.00	
OP1004-051		OPEL C20XE	1991-UP	3.445	87.50	0.051	1.30	
OP1003-051		Opel CIH 2.0L 97mm	1977-1988	3.819	97.00	0.051	1.30	

Subaru*MLS Series Gaskets*

Part #	Cometic Part #	Application	Year	Gasket Bore (inch)	Gasket Bore (mm)	Thickness (inch)	Thickness (mm)	Footnote
SB1000-039	C4261-040	Subaru EJ20 94mm	1992-2004	3.701	94.00	0.039	1.00	
SB1000-051	C4261-051	Subaru EJ20 94mm	1992-2004	3.701	94.00	0.051	1.30	
SB1001-039	C4264-040	Subaru EJ25 / EJ257 100mm	1998+	3.937	100.00	0.039	1.00	
SB1001-051	C4264-051	Subaru EJ25 / EJ257 100mm	1998+	3.937	100.00	0.051	1.30	
SB1002-039		Subaru EJ25 / EJ257 102.3mm	1998+	4.028	102.30	0.039	1.00	
SB1002-051		Subaru EJ25 / EJ257 102.3mm	1998+	4.028	102.30	0.051	1.30	

Toyota*MLS Series Gaskets*

Part #	Cometic Part #	Application	Year	Gasket Bore (inch)	Gasket Bore (mm)	Thickness (inch)	Thickness (mm)	Footnote
TY1005-047	N/A	Toyota 1FZ-FE	1992-1998	4.055	103.00	0.047	1.20	
TY1004-051	C4276-051	Toyota 2JZ-GE / 2JZ-GTE	1993-1998	3.453	87.70	0.051	1.30	
TY1000-039	C4314-040	Toyota 3S-GE / 3S-GTE 87mm	1989-1997	3.425	87.00	0.039	1.00	
TY1000-047	C4314-051	Toyota 3S-GE / 3S-GTE 87mm	1989-1997	3.425	87.00	0.047	1.20	
TY1000-055	C4314-060	Toyota 3S-GE / 3S-GTE 87mm	1989-1997	3.425	87.00	0.055	1.40	
TY1001-039	C4170-040	Toyota 4A-GE / 4A-GEC 81mm	1984-1992	3.189	81.00	0.039	1.00	
TY1002-039	C4166-040	Toyota 4A-GE / 4A-GEC 83mm	1984-1992	3.268	83.00	0.039	1.00	
TY1003-047		Toyota 4E-FE Turbo 75.5mm	1992-1997	2.972	75.50	0.047	1.20	
TY1003-055		Toyota 4E-FE Turbo 75.5mm	1992-1997	2.972	75.50	0.055	1.40	
TY1003-075		Toyota 4E-FE Turbo 75.5mm	1992-1997	2.972	75.50	0.075	1.90	



PISTON PIN RETAINERS

Spirolox®				
Part #	Packaged Qty	Diameter	Thickness	Material
CS22	2	.866 (22mm)	.043	Carbon Steel
CS24	2	.912 - .940	.072	Carbon Steel
CS25	4	.975 - 1.000	.084	Carbon Steel
W5301	4	1.030	.084	Carbon Steel
W5314	4	1.040	.100	Carbon Steel
W5315	4	1.094	.100	Carbon Steel

Installing Spirolox®

With the leading tip of the lock in the 12 o'clock position, insert thumb thru the center of the lock and hook it under your thumbnail at the 10 o'clock position (roughly 1/2 to the left of the leading tip). Install the leading tip into the 11 o'clock position of the groove. (If the wrist pin hole intersects the oil ring groove, lock installation is slightly more difficult as the lock will catch on the bottom ring land).

The leading edge of the lock should catch in the groove, allowing it to stay on its own. Continue by applying pressure with a counter-clockwise motion until it fully snaps into place.

The correct number of Spirolox MUST be installed in each piston or severe engine damage may occur. Do not over-stretch or re-use Spirolox. Do not install Spirolox in press-fit pin applications.

Snap Ring				
Part #	Packaged Qty	Diameter	Thickness	Material
W5939	2	.9055 (23mm)	.042	Carbon Steel

Wire Lock				
Part #	Packaged Qty	Diameter	Thickness	Material
CW18	2	.708 (18mm)	.049	Chrome Silicon
W5333	2	.728 (18.5mm)	.049	Chrome Silicon
CW19	2	.748 (19mm)	.049	Chrome Silicon
W5509	2	.787 (20mm)	.064	Chrome Silicon
CW20	2	.787 (20mm)	.049	Chrome Silicon
CW21	2	.827 (21mm)	.049	Chrome Silicon
CW28	2	.827 (21mm)	.063	Chrome Silicon
CW22	2	.866 (22mm)	.049	Chrome Silicon
W5590	2	.866 (22mm)	.063	Chrome Silicon
W5594	2	.866 (22mm)	.072	Chrome Silicon
CW29	2	.886 (22.5mm)	.063	Chrome Silicon
W5860	2	.901 - .9055	.072	Chrome Silicon
CW23	2	.9055 (23mm)	.049	Chrome Silicon
W6198	2	.9055 (23mm) Subaru OEM w/ ears	.056	OEM
W5075	2	.912	.072	Chrome Silicon
W5752	2	.927	.060	Chrome Silicon
W5595	2	.927	.072	Chrome Silicon
W6045	2	.945 (24mm)	.054	Chrome Silicon
CW24	2	.945 (24mm)	.049	Chrome Silicon
W5242	2	.990	.072	Chrome Silicon
W5219	2	1.030	.072	Chrome Silicon

Dimpled Oil Rail Support		
Part #	Bore Range	Dial Wall
GLS16	3.165-3.249	.128RW
GLS30	3.188-3.229	.120RW
GLS31	3.245-3.288	.120RW
GLS14	3.293-3.367	.170RW
GLS32	3.307-3.347	.120RW
GLS15	3.331-3.369	.200RW
GLS22	3.344-3.396	.120RW
GLS20	3.365-3.406	.170RW
GLS33	3.365-3.406	.120RW
GLS21	3.368-3.378	.140RW
GLS13	3.370-3.426	.200RW
GLS34	3.422-3.464	.120RW
GLS17	3.425-3.465	.180RW
GLS35	3.465-3.510	.120RW
GLS8	3.480-3.550	.180RW
GLS36	3.523-3.565	.120RW
GLS3	3.560-3.605	.200RW
GLS37	3.582-3.622	.120RW
GLS11	3.606-3.650	.180RW
GLS38	3.641-3.681	.120RW
GLS6	3.680-3.732	.210RW
GLS39	3.693-3.746	.120RW
GLS10	3.730-3.780	.190RW
GLS5	3.759-3.790	.210RW
W5347	3.795-3.845	.190RW
GLS7	3.850-3.869	.190RW
W5162	3.870-3.935	.200RW
GLS41	3.894-3.950	.150RW

Dimpled Oil Rail Support		
Part #	Bore Range	Dial Wall
GLS19	3.923-3.946	.180RW
GLS1	3.936-3.965	.220RW
W4953	3.970-4.029	.200RW
GLS25	4.000-4.037	.160RW
W4954	4.030-4.059	.200RW
GLS26	4.038-4.075	.160RW
W5953	4.053-4.111	.140RW
W5080	4.060-4.080	.200RW
GLS27	4.076-4.113	.160RW
W5161	4.081-4.120	.200RW
GLS28	4.114-4.151	.160RW
W4955	4.121-4.154	.200RW
GLS29	4.152-4.265	.160RW
W4956	4.155-4.193	.200RW
GLS12	4.194-4.220	.230RW
W5156	4.250-4.285	.210RW
W5159	4.290-4.350	.200RW
W5158	4.340-4.374	.200RW
W5110	4.375-4.405	.200RW
W5111	4.420-4.475	.200RW
GLS42	4.472-4.568	.160RW
W5112	4.485-4.575	.200RW
GLS43	4.496-4.592	.160RW
W5253	4.580-4.728	.200RW
GLS40	4.585-4.596	.230RW
GLS44	4.589-4.685	.160RW
GLS23	4.670-4.720	.160RW
GLS24	4.711-4.760	.160RW

ACCESSORIES



DIAMETRIC PIN CHART

DIAMETRIC PINS

5115 MATERIAL PIN

- Standard grade chromium alloy steel
- Case hardened to 58-64 Rockwell C
- Ground to a surface finish of .15 Ra or better
- Designed to withstand the normal wear and tear of an aftermarket engine

52100 MATERIAL PIN


- High carbon, chromium-bearing steel
- Aircraft quality alloy
- Case hardened to 54-56 Rockwell C
- Through hardened
- Ground to a fine finish
- Designed for high load capacity
- Designed for outstanding wear and abrasion resistance

9310 MATERIAL PIN

- High quality, low carbon, case hardened steel
- Case hardened to 59-63 Rockwell C
- Ground to a superfinish (.025 Ra or better)
- Designed for use in applications which require high surface strength combined with high core toughness
- Excellent when high contact stress is combined with high shock and impact loading, such as turbo/nitrous applications




DIAMETRIC PIN CHART




Diametric Pin Chart							
OD	Length	Wall Thickness	Gram Wt.	Material	Part #	Lock Part #	Lock Type
.708" (18mm)	2.244"	.118"	56	5115	S524	CW18	Round Wire
.708" (18mm)	2.500"	.157"	87	5115	S621	CW18	Round Wire
.728" (18.5mm)	2.441"	.130"	76	5115	S499	W5333	Round Wire
.748" (19mm)	2.303"	.138"	67	5115	S475	CW19	Round Wire
.748" (19mm)	2.500"	.157"	93	5115	S622	CW19	Round Wire
.748" (19mm)	2.500"	.200"	109	5115	S707	CW19	Round Wire
.787" (20mm)	1.986"	.157"	80	5115	S641	W5509	Round Wire
.787" (20mm)	2.002"	.137"	63	5115	S549	CW20	Round Wire
.787" (20mm)	2.185"	.138"	70	5115	S553	CW20	Round Wire
.787" (20mm)	2.362"	.138"	75	5115	S520	CW20	Round Wire
.787" (20mm)	2.362"	.155"	93	52100	S698	CW20	Round Wire
.787" (20mm)	2.500"	.157"	100	5115	S623	W5509	Round Wire
.787" (20mm)	2.500"	.200"	116.5	5115	S708	W5509	Round Wire
.787" (20mm)	2.500"	.200"	117.5	5115	S708C	DLC Coated Pin	Round Wire
.8124" (20.6mm)	2.500"	.140"	95	5115	S730	W6139	Round Wire
.827" (21mm)	2.002"	.137"	66	5115	S561	CW21	Round Wire
.827" (21mm)	2.002"	.157"	85	5115	S656	CW21	Round Wire
.827" (21mm)	2.002"	.225"	108.5	9310	S733	CW21	Round Wire
.827" (21mm)	2.126"	0.137	80.8	5115	S527	CW21	Round Wire



DIAMETRIC PIN CHART



Diametric Pin Chart							
OD	Length	Wall Thickness	Gram Wt.	Material	Part #	Lock Part #	Lock Type
.827 (21mm)	2.362	.200	117	5115	S750	CW28	Round Wire
.827 (21mm)	2.362	.225	128	9310	S721	CW28	Round Wire
.827 (21mm)	2.362	.225	129	9310	S721C	DLC Coated Pin	Round Wire
.827 (21mm)	2.500	.157	106	5115	S624	CW21	Round Wire
.827 (21mm)	2.500	.200	124.5	5115	S709	CW21	Round Wire
.827 (21mm)	2.500	.200	125.5	5115	S709C	DLC Coated Pin	Round Wire
.866 (22mm)	2.002	.137 TW	71	5115	S550	W5590	Round Wire
.866 (22mm)	2.002	.157	89.5	5115	S618	W5590	Round Wire
.866 (22mm)	2.000	.200	105	5115	S782	W5590	Round Wire
.866 (22mm)	2.002	.225	116	9310	S734	W5590	Round Wire
.866 (22mm)	2.250	.158	101	5115	S655	CW22	Round Wire
.866 (22mm)	2.250	.173	108	5115	S747	CW22	Round Wire
.866 (22mm)	2.250	.200	120	52100	S796	CW22	Round Wire
.866 (22mm)	2.362	.200	125	5115	S751	W5590	Round Wire
.866 (22mm)	2.362	.225	137	9310	S722	W5590	Round Wire
.866 (22mm)	2.362	.225	138	9310	S722C	DLC Coated Pin	Round Wire
.8661(22mm)	2.400	TW	94		S694	CW22	Round Wire
.866 (22mm)	2.500	.138	101	5115	S417	CS22	Spiral
.866 (22mm)	2.500	.137 TW	89	5115	S566	CW22	Round Wire
.866 (22mm)	2.500	.157	112	5115	S625	W5590	Round Wire
.866 (22mm)	2.500	.197	132	5115	S710	W5590	Round Wire
.866 (22mm)	2.500	.197	133	5115	S710C	DLC Coated Pin	Round Wire
.875 (22.2mm)	2.470	.188	129	5115	S720	CW22	Round Wire
.886 (22.5mm)	2.362	.200	128	5115	S754	CW29	Round Wire
.901	2.500	.160	122	5115	S611	W5860	Round Wire
.9055 (23mm)	2.002	.137	75	5115	S551	CW23	Round Wire
.9055 (23mm)	2.250	.220	134	52100	S790	CW23	Round Wire
.9055 (23mm)	2.362	.200	132	5115	S752	W5860	Round Wire
.9055 (23mm)	2.250	.220	142	52100	S792	CW23	Round Wire
.9055 (23mm)	2.362	.224	145	52100	S794	CW23	Round Wire
.9055 (23mm)	2.500	.202	142	5115	S729	W5939	Snap Ring
.9055 (23mm)	2.500	.220	150	52100	S789	CW23	Round Wire
.912	2.500	.160	122	5115	S489	CS24	Spiral
.9252	2.250	.148	104	5115	S761	CS24	Spiral

**DIAMETRIC PIN CHART**

Diametric Pin Chart							
OD	Length	Wall Thickness	Gram Wt.	Material	Part #	Lock Part #	Lock Type
.927	2.250	.150	104	5115	S643	CS24	Spiral
.927	2.250	.150	105	5115	S594	W5752	Round Wire
.927	2.250	.173 TW	109	9310	S691	CS24	Spiral
.927	2.250	.200	132	9310	S718	CS24	Spiral
.927	2.500	.150 TW	106	52100	S699	CS24	Spiral
.927	2.500	.150 TW	105	9310	S425	CS24	Spiral
.927	2.500	.150	117	5115	S424	CS24	Spiral
.927	2.500	.150	117	5115	S575	W5075	Round Wire
.927	2.500	.150	117	5115	S756	W5075	Round Wire
.927	2.500	.180	135	5115	S765	CS24	Spiral
.927	2.500	.200	146	52100	S703	CS24	Spiral
.927	2.750	.155	130	5115	S795	W5075	Round Wire
.927	2.750	.220	172	52100	S801	CS24	Spiral
.927	2.950	.150 TW	123	9310	S426	CS24	Spiral
.927	2.950	.150	137	5115	S451	CS24	Spiral
.930	2.500	.150	118	5115	S758	CS24	Spiral
.945 (24mm)	2.250	.158	112	5115	S657	W6045	Round Wire
.945 (24mm)	2.250	.175	121.5	52100	S785	W6045	Round Wire
.945 (24mm)	2.500	.157	125	5115	S627	CW24	Round Wire
.975	2.930	.155	148	5115	S490	CS25	Spiral
.980	2.930	.160	157	5115	S706	CS25	Spiral
.984	2.250	.155	116	5115	S803	CS25	Spiral
.984	2.500	.150	126	5115	S547	CS25	Spiral
.990	2.500	.183	146	5115	S760	CS25	Spiral
.990	2.650	.204	170	52100	S776	CS25	Spiral
.990	2.930	.160	157	5115	S460	CS25	Spiral
.990	2.930	.180	173	5115	S462	CS25	Spiral
.990	2.930	.180	172	52100	S726	CS25	Spiral
.990	2.930	.200	187	52100	S667	CS25	Spiral
.990	2.930	.225	203	52100	S797	CS25	Spiral
1.000	2.750	.160	148	5115	S757	CS25	Spiral
1.000	2.930	.165	163	5115	S614	CS25	Spiral
1.031	2.930	.170	170	5115	S791	W5301	Spiral



W **DIAMETRIC PIN CHART**



Diametric Pin Chart							
OD	Length	Wall Thickness	Gram Wt.	Material	Part #	Lock Part #	Lock Type
1.040	2.930	.185	188	5115	S497	W5314	Spiral
1.094	2.930	.215	220	5115	S768	W5315	Spiral
1.094	3.125	.212	236	5115	S498	W5315	Spiral



RING CHARTS



	Top Ring		2nd Ring		Oil Ring	
H Ring Set	.062 (1/16) Hi-tensile Plasma Moly		.062 (1/16) Cast		.187 (3/16) 3-piece Standard Tension	
HF Ring Set	.062 (1/16) Hi-tensile Plasma Moly		.062 (1/16) Cast		3.0mm (.118) 3-piece Standard Tension	
VF Ring Set	1.2mm (.047) Alloy steel Phos. coated Chrome faced		1.5mm (.058) Cast iron Phosphate coated Taper faced		2mm (.079) 3-piece oil assembly: Stainless stl. flex-vent spacer Chrome faced rails	
VK Ring Set	.078 (5/64) Hi-tensile Plasma Moly		.078 (5/64) Cast		.187 (3/16) 3-piece Standard Tension	
XC Ring Set	1mm (.039) Alloy steel Ferrox coated Chrome faced		1.2mm (.047) Cast iron Phosphate coated Taper faced		2.8mm (.110) 3-piece oil assembly Stainless stl. flex-vent spacer Chrome faced rails	
XX Ring Set	1mm (.039) Alloy steel Gas Nitrided barrel faced		1.2mm (.047) Cast iron Phosphate coated Taper faced Napier hook		2.8mm (.110) 3-piece oil assembly Stainless stl. flex-vent spacer Gas nitrided rails	
GFX Ring Set	1.2mm (.047) Alloy steel Gas Nitrided Positive Twist		1.2mm (.047) Cast iron Phosphate coated Taper faced, under hook		3mm (.118) 3-piece oil assembly Stainless stl. flex-vent spacer Chrome faced rails	
E Ring Set	2.0mm (.078) Alloy steel Ferrox coated Chrome faced		2.0mm (.078) Cast iron Phosphate coated Taper faced		4mm (.118) 3-piece oil assembly Stainless stl. flex-vent spacer	
TX Ring Set	1.0mm (.039) Alloy steel Ferrox coated Barel faced		1.2mm (.047) Cast iron Phosphate coated Taper faced, napier underhook		2.8mm (.110) 3-piece tabbed oil asm. Stainless stl. flex-vent spacer Chrome faced rails	
GNX Ring Set	1.5mm (.058) Alloy steel Gas Nitrided Barel faced, positive twist		1.5mm (.058) Cast iron Phosphate coated Taper faced underhook		3mm (.118) 3-piece oil assembly Stainless stl. flex-vent spacer Chrome faced rails	



W RING CHARTS

Example Part Number: W-10008-4000-5

W = Wiseco 1000 = Ring Series 8 = Cylinders Per Set 4000 = Bore Size 5 = .005 Oversize

GFX Ring Set Individual rings available.

Must be file fit to bore size • Bore Range: 101.60 - 105.61mm (4.000 - 4.158) • Maximum bore size: .002 over ring size

Top Ring	2nd Ring	Oil Ring
1.2mm (.047) Alloy steel, gas nitrided, positive twist.	1.2mm (.047) Cast iron, phosphate coated, taper faced, unc hook.	3mm (.118) 3-piece oil assembly: Stainless steel flex-vent spacer, chrome faced rails.

.118 (3mm) Standard Tension Oil Rings • Stainless Steel Spacer • Chrome Plated Rail

Bore Size (in.)	Ring Part #	Bore Size (in.)	Ring Part #	Bore Size (in.)	Ring Part #
3.998 - 4.007	4005F	4.048 - 4.057	4055F	4.128 - 4.137	.4135F
4.008 - 4.017	4015F	4.058 - 4.067	4065F	4.138 - 4.147	.4145F
4.018 - 4.027	4025F	4.073 - 4.082	4080F	4.153 - 4.162	.4160F
4.028 - 4.037	4035F	4.125 - 4.133	.4130F	4.593 - 4.602	4600F
4.038 - 4.047	4045F				

INDIVIDUAL RING CODES

	CODE	MATERIAL	COATING	SHAPE
TOP	DMB	Ductile Iron	Plasma Moly	Barrel Face
	DMR	Ductile Iron	Plasma Moly	Barrel Backcut
	HPR	Hard Ductile Iron	Phosphate	Barrel Backcut
	SCB	Steel	Chrome	Barrel Face
	SGP	Steel	Gas Nitrided	Positive Twist
2ND	IPC	Cast Iron	Phosphate	Taper Backcut Rev. Twist
	IPG	Cast Iron	Phosphate	Gapless
	IPN	Cast Iron	Phosphate	Napier Scraper
	IPT	Cast Iron	Phosphate	Taper Face
OIL	CUL	Steel	Chrome	Low Tension
	CUS	Steel	Chrome	Std. Tension

Honing Brushes

These Brush hones have been specifically designed to clean the surface of the cylinder bore and provide a fresh cross-hatched surface without removing material (which can increase piston to wall clearance and ring end gap). Always use an ample amount of honing oil to carry away debris.

Wash cylinders thoroughly, with hot soapy water, until paper towels remain clean with no signs of discoloration. Then prep cylinders with any anti-rust agent.



Nylon Soft Hone Brushes

Bore Range (mm)	Bore Range (Inches)	Part #	Brush Length	Overall Length
45-57mm	1.77 -2.24	W6075	2	10
57-70mm	2.24 -2.76	W6076	3	10
63-76mm	2.48 -2.99	W6077	4	14
76-89mm	2.99 -3.50	W6078	4	14
89-102mm	3.50 -4.02	W6079	4	14



DIAMETRIC RING CHART



Diametric Ring Chart									
Bore Size (In.)	Bore Size (MM)	Ring Width	Top Ring Type	Top Ring Code	2nd Ring Code	Oil Ring Code	Oil Ring Tension	# in Set	Set Part Number
2.874	73.00	.8mm-.8mm-1.5mm	Moly	CUS	DPA	CUF	Std.	1	2874XA
2.874	73.00	1.0mm-1.2mm-2.8mm	Moly	CUS	IPA	CUS	Std.	1	2874XC
2.913	73.99	.8mm-.8mm-1.5mm	Moly	CUS	DPA	CUF	Std.	1	2913XA
2.913	73.99	1.0mm-1.2mm-2.8mm	Moly	CUS	IPA	CUS	Std.	1	2913XC
2.933	74.50	.8mm-.8mm-1.5mm	Moly	CUS	DPA	CUF	Std.	1	2933XA
2.933	74.50	1.0mm-1.2mm-2.8mm	Moly	CUS	IPA	CUS	Std.	1	2933XC
2.953	75.01	1.0mm-1.0mm-2.0mm	Moly	CUS	DPA	CUS	Std.	1	2953XG
2.953	75.01	1.0mm-1.2mm-2.8mm	Moly	CUS	IPA	CUS	Std.	1	2953XC
2.953	75.01	1.0mm-1.2mm-2.8mm	Gas Nitrited	SGP	IPN	CUS	Std.	1	7500XX
2.972	75.50	1.0mm-1.2mm-2.8mm	Gas Nitrited	SGP	IPN	CUS	Std.	1	7550XX
2.973	75.51	1.0mm-1.0mm-2.0mm	Moly	CUS	DPA	CUS	Std.	1	2973XG
2.973	75.51	1.0mm-1.2mm-2.8mm	Moly	CUS	IPA	CUS	Std.	1	2973XC
2.992	76.00	1.0mm-1.0mm-2.0mm	Moly	CUS	DPA	CUS	Std.	1	2992XG
2.992	76.00	1.0mm-1.2mm-2.8mm	Moly	CUS	IPA	CUS	Std.	1	2992XC
2.992	76.00	1.0mm-1.2mm-2.8mm	Gas Nitrited	SGP	IPN	CUS	Std.	1	7600XX
3.002	76.25	1.0mm-1.2mm-2.8mm	Gas Nitrited	SGP	IPN	CUS	Std.	1	7625XX
3.012	76.50	1.0mm-1.0mm-2.0mm	Moly	CUS	DPA	CUS	Std.	1	3012XG
3.012	76.50	1.0mm-1.2mm-2.8mm	Moly	CUS	IPA	CUS	Std.	1	3012XC
3.012	76.50	1.0mm-1.2mm-2.8mm	Gas Nitrited	SGP	IPN	CUS	Std.	1	7650XX
3.031	77.00	1.0mm-1.2mm-2.8mm	Gas Nitrited	SGP	IPN	CUS	Std.	1	7700XX
3.032	77.01	1.0mm-1.0mm-2.0mm	Moly	CUS	DPA	CUS	Std.	1	3032XG
3.032	77.01	1.0mm-1.2mm-2.8mm	Moly	CUS	IPA	CUS	Std.	1	3032XC
3.041	77.25	1.0mm-1.0mm-2.0mm	Moly	CUS	DPA	CUS	Std.	1	3041XG
3.051	77.50	1.0mm-1.2mm-2.8mm	Moly	CUS	IPA	CUS	Std.	1	3051XC
3.051	77.50	1.0mm-1.2mm-2.8mm	Gas Nitrited	SGP	IPN	CUS	Std.	1	7750XX
3.053	77.55	1.0mm-1.0mm-2.0mm	Moly	CUS	DPA	CUS	Std.	1	3053XG
3.071	78.00	1.0mm-1.0mm-2.0mm	Moly	CUS	DPA	CUS	Std.	1	3071XG
3.071	78.00	1.0mm-1.2mm-2.8mm	Moly	CUS	IPA	CUS	Std.	1	3071XC
3.071	78.00	1.0mm-1.2mm-2.8mm	Gas Nitrited	SGP	IPN	CUS	Std.	1	7800XX
3.091	78.50	1.0mm-1.2mm-2.8mm	Gas Nitrited	SGP	IPN	CUS	Std.	1	7850XX
3.110	79.00	1.0mm-1.0mm-2.0mm	Moly	CUS	DPA	CUS	Std.	1	3110XG
3.110	79.00	1.0mm-1.2mm-2.8mm	Moly	CUS	IPA	CUS	Std.	1	3110XC
3.110	79.00	1.0mm-1.2mm-2.8mm	Gas Nitrited	SGP	IPN	CUS	Std.	1	7900XX
3.118	79.20	1.0mm-1.0mm-2.0mm	Moly	CUS	DPA	CUS	Std.	1	3118XG
3.118	79.50	1.0mm-1.0mm-2.0mm	Moly	CUS	DPA	CUS	Std.	1	3130XG
3.130	79.50	1.0mm-1.2mm-2.8mm	Gas Nitrited	SGP	IPN	CUS	Std.	1	7950XX
3.140	79.75	1.0mm-1.0mm-2.0mm	Moly	CUS	DPA	CUS	Std.	1	3140XG
3.150	80.00	1.0mm-1.2mm-2.8mm	Moly	CUS	IPA	CUS	Std.	1	3150XC
3.150	80.00	1.0mm-1.2mm-2.8mm	Gas Nitrited	SGP	IPN	CUS	Std.	1	8000XX
3.169	80.50	1.0mm-1.2mm-2.8mm	Moly	CUS	IPA	CUS	Std.	1	3169XC
3.189	81.00	1.0mm-1.2mm-2.8mm	Moly	CUS	IPA	CUS	Std.	1	3189XC
3.189	81.00	1.0mm-1.2mm-2.8mm	Gas Nitrited	SGP	IPN	CUS	Std.	1	8100XX


DIAMETRIC RING CHART


Diametric Ring Chart									
Bore Size (In.)	Bore Size (MM)	Ring Width	Top Ring Type	Top Ring Code	2nd Ring Code	Oil Ring Code	Oil Ring Tension	# in Set	Set Part Number
3.199	81.25	1.0mm-1.2mm-2.8mm	Gas Nitrited	SGP	IPN	CUS	Std.	1	8125XX
3.205	82.55	1.0mm-1.2mm-2.8mm	Moly	CUS	IPA	CUS	Std.	1	3250XC
3.208	81.48	1.0mm-1.2mm-2.8mm	Moly	CUS	IPA	CUS	Std.	1	3208XC
3.209	81.50	1.0mm-1.2mm-2.8mm	Gas Nitrited	SGP	IPN	CUS	Std.	1	8150XX
3.228	82.00	1.0mm-1.2mm-2.8mm	Moly	CUS	IPA	CUS	Std.	1	3228XC
3.228	82.00	1.0mm-1.2mm-2.8mm	Gas Nitrited	SGP	IPN	CUS	Std.	1	8200XX
3.248	82.50	1.0mm-1.2mm-2.8mm	Moly	CUS	IPA	CUS	Std.	1	3248XC
3.248	82.50	1.0mm-1.2mm-2.8mm	Gas Nitrited	SGP	IPN	CUS	Std.	1	8250XX
3.268	83.00	1.0mm-1.2mm-2.8mm	Gas Nitrited	SGP	IPN	CUS	Std.	1	8300XX
3.287	83.50	1.0mm-1.2mm-2.8mm	Moly	CUS	IPA	CUS	Std.	1	3287XC
3.287	83.50	1.0mm-1.2mm-2.8mm	Gas Nitrited	SGP	IPN	CUS	Std.	1	8350XX
3.307	84.00	1.0mm-1.2mm-2.8mm	Moly	CUS	IPA	CUS	Std.	1	3307XC
3.307	84.00	1.0mm-1.2mm-2.8mm	Gas Nitrited	SGP	IPN	CUS	Std.	1	8400XX
3.317	84.25	1.0mm-1.2mm-2.8mm	Gas Nitrited	SGP	IPN	CUS	Std.	1	8425XX
3.327	84.50	1.0mm-1.2mm-2.8mm	Moly	CUS	IPA	CUS	Std.	1	3327XC
3.327	84.50	1.0mm-1.2mm-2.8mm	Gas Nitrited	SGP	IPN	CUS	Std.	1	8450XX
3.346	85.00	1.0mm-1.2mm-2.8mm	Gas Nitrited	SGP	IPN	CUS	Std.	1	8500XX
3.347	85.01	1.0mm-1.2mm-2.8mm	Moly	CUS	IPA	CUS	Std.	1	3347XC
3.366	85.50	1.0mm-1.2mm-2.8mm	Gas Nitrited	SGP	IPN	CUS	Std.	1	8550XX
3.386	86.00	1.0mm-1.2mm-2.8mm	Moly	CUS	IPA	CUS	Std.	1	3386XC
3.386	86.00	1.0mm-1.2mm-2.8mm	Gas Nitrited	SGP	IPN	CUS	Std.	1	8600XX
3.396	86.25	1.0mm-1.2mm-2.8mm	Gas Nitrited	SGP	IPN	CUS	Std.	1	8625XX
3.406	86.50	1.0mm-1.2mm-2.8mm	Gas Nitrited	SGP	IPN	CUS	Std.	1	8650XX
3.425	87.00	1.0mm-1.2mm-2.8mm	Moly	CUS	IPA	CUS	Std.	1	3425XC
3.425	87.00	1.0mm-1.2mm-2.8mm	Gas Nitrited	SGP	IPN	CUS	Std.	1	8700XX
3.435	87.25	1.0mm-1.2mm-2.8mm	Gas Nitrited	SGP	IPN	CUS	Std.	1	8725XX
3.445	87.50	1.0mm-1.2mm-2.8mm	Moly	CUS	IPA	CUS	Std.	1	3445XC
3.445	87.50	1.0mm-1.2mm-2.8mm	Gas Nitrited	SGP	IPN	CUS	Std.	1	8750XX
3.465	88.00	1.0mm-1.2mm-2.8mm	Moly	CUS	IPA	CUS	Std.	1	3465XC
3.465	88.00	1.0mm-1.2mm-2.8mm	Gas Nitrited	SGP	IPN	CUS	Std.	1	8800XX
3.484	88.50	1.0mm-1.2mm-2.8mm	Moly	CUS	IPA	CUS	Std.	1	3484XC
3.484	88.50	1.0mm-1.2mm-2.8mm	Gas Nitrited	SGP	IPN	CUS	Std.	1	8850XX
3.504	89.00	1.0mm-1.2mm-2.8mm	Moly	CUS	IPA	CUS	Std.	1	3504XC
3.504	89.00	1.0mm-1.2mm-2.8mm	Gas Nitrited	SGP	IPN	CUS	Std.	1	8900XX

All W's are sets of 8 - rest are sold per piston

Example Part Number: W-10008-4000-5

W = Wiseco 1000 = Ring Series 8 = Cylinders Per Set 4000 = Bore Size 5 = .005 Oversize



DIAMETRIC RING CHART



Diametric Ring Chart									
Bore Size (In.)	Bore Size (MM)	Ring Width	Top Ring Type	Top Ring Code	2nd Ring Code	Oil Ring Code	Oil Ring Tension	# in Set	Set Part Number
3.514	89.25	1.0mm-1.2mm-2.8mm	Moly	CUS	IPA	CUS	Std.	1	3514XC
3.524	89.50	1.0mm-1.2mm-2.8mm	Moly	CUS	IPA	CUS	Std.	1	3524XC
3.524	89.50	1.0mm-1.2mm-2.8mm	Gas Nitrited	SGP	IPN	CUS	Std.	1	8950XX
3.534	89.76	1.0mm-1.2mm-2.8mm	Moly	CUS	IPA	CUS	Std.	1	3534XC
3.543	90.00	1.0mm-1.2mm-2.8mm	Gas Nitrited	SGP	IPN	CUS	Std.	1	9000XX
3.544	90.02	1.0mm-1.2mm-2.8mm	Moly	CUS	IPA	CUS	Std.	1	3544XC
3.552	90.22	1.5mm-1.5mm-3mm	Gas Nitrited	CUS	IPA	CUS	Std.	1	3552GNX
3.553	90.25	1.0mm-1.2mm-2.8mm	Gas Nitrited	SGP	IPN	CUS	Std.	1	9025XX
3.563	90.50	1.0mm-1.2mm-2.8mm	Moly	CUS	IPA	CUS	Std.	1	3563XC
3.563	90.50	1.0mm-1.2mm-2.8mm	Gas Nitrited	SGP	IPN	CUS	Std.	1	9050XX
3.572	90.73	1.5mm-1.5mm-3mm	Gas Nitrited	CUS	IPA	CUS	Std.	1	3572GNX
3.573	90.75	1.0mm-1.2mm-2.8mm	Gas Nitrited	SGP	IPN	CUS	Std.	1	9075XX
3.583	91.00	1.0mm-1.2mm-2.8mm	Moly	CUS	IPA	CUS	Std.	1	3583XC
3.583	91.00	1.0mm-1.2mm-2.8mm	Gas Nitrited	SGP	IPN	CUS	Std.	1	9100XX
3.602	91.50	1.0mm-1.2mm-2.8mm	Gas Nitrited	SGP	IPN	CUS	Std.	1	9150XX
3.605	91.57	1/16-1/16-1/8	Moly	DMB	IPT	CUS	Std.	1	3605VE
3.622	92.00	1.0mm-1.2mm-2.8mm	Moly	CUS	IPA	CUS	Std.	1	3622XC
3.622	92.00	1.0mm-1.2mm-2.8mm	Gas Nitrited	SGP	IPN	CUS	Std.	1	9200XX
3.630	92.20	1.5mm-1.5mm-3mm	Gas Nitrited	CUS	IPA	CUS	Std.	1	3635GNX
3.632	92.25	1.0mm-1.2mm-2.8mm	Gas Nitrited	SGP	IPN	CUS	Std.	1	9225XX
3.635	92.33	1.5mm-1.5mm-3mm	Gas Nitrited	CUS	IPA	CUS	Std.	1	3635GNX
3.640	92.46	1.5mm-1.5mm-3mm	Gas Nitrited	CUS	IPA	CUS	Std.	1	3640GNX
3.642	92.50	1.0mm-1.2mm-2.8mm	Moly	CUS	IPA	CUS	Std.	1	3642XC
3.642	92.50	1.0mm-1.2mm-2.8mm	Gas Nitrited	SGP	IPN	CUS	Std.	1	9250XX
3.650	92.71	1.5mm-1.5mm-3mm	Gas Nitrited	CUS	IPA	CUS	Std.	1	3650GNX
3.651	92.75	1.0mm-1.2mm-2.8mm	Gas Nitrited	SGP	IPN	CUS	Std.	1	9275XX
3.661	93.00	1.0mm-1.2mm-2.8mm	Moly	CUS	IPA	CUS	Std.	1	3661XC
3.661	93.00	1.0mm-1.2mm-2.8mm	Gas Nitrited	SGP	IPN	CUS	Std.	1	9300XX
3.681	93.50	1.0mm-1.2mm-2.8mm	Gas Nitrited	SGP	IPN	CUS	Std.	1	9350XX
3.701	94.00	1.0mm-1.2mm-2.8mm	Moly	CUS	IPA	CUS	Std.	1	3701XC
3.701	94.00	1.0mm-1.2mm-2.8mm	Gas Nitrited	SGP	IPN	CUS	Std.	1	9400XX
3.701	94.00	2.0mm-2.0mm-4mm			IPT				3701E
3.711	94.25	1.0mm-1.2mm-2.8mm	Gas Nitrited	SGP	IPN	CUS	Std.	1	9425XX
3.720	94.50	1.0mm-1.2mm-2.8mm	Gas Nitrited	SGP	IPN	CUS	Std.	1	9450XX
3.740	95.00	1.0mm-1.2mm-2.8mm	Gas Nitrited	SGP	IPN	CUS	Std.	1	9500XX
3.740	95.00	1.2mm-1.5mm-4.0mm	Moly	CUS	IPA	CUS	Std.	1	3740XH
3.741	95.00	1.2mm-1.5mm-2.0mm	Moly	CUS	IPA	CUF	Std.	1	3741XS
3.760	95.50	1.0mm-1.2mm-2.8mm	Gas Nitrited	SGP	IPN	CUS	Std.	1	9550XX
3.760	95.50	1.2mm-1.5mm-2.0mm	Moly	CUS	IPA	CUF	Std.	1	9550XS
3.760	95.50	1.2mm-1.5mm-4.0mm	Moly	CUS	IPA	CUS	Std.	1	3760XH
3.766	95.67	1.5mm-1.5mm-3.0mm	Gas Nitrited	SGP	IPN	CUS	Std.	1	3766GNX
3.766	95.67	1/16-1/16-3/16	Moly	DMB	IPT	CUS	Std.	1	3766H
3.770	95.75	1.0mm-1.2mm-2.8mm	Gas Nitrited	SGP	IPN	CUS	Std.	1	9575XX
3.780	96.00	1.2mm-1.2mm-3mm	Gas Nitrited	SGP	IPN	CUS	Std.	1	3780GFX
3.780	96.00	1.0mm-1.2mm-2.8mm	Gas Nitrited	SGP	IPN	CUS	Std.	1	9600XX
3.780	96.00	1.2mm-1.5mm-2.0mm	Moly	CUS	IPA	CUF	Std.	1	9600XS



DIAMETRIC RING CHART



Diametric Ring Chart									
Bore Size (In.)	Bore Size (MM)	Ring Width	Top Ring Type	Top Ring Code	2nd Ring Code	Oil Ring Code	Oil Ring Tension	# in Set	Set Part Number
3.780	96.00	1.2mm-1.5mm-4.0mm	Moly	CUS	IPA	CUS	Std.	1	3780XH
3.785	96.14	1/16-1/16-3mm	Moly	DMB	IPT	CUS	Std.	1	3785HF
3.796	96.42	1.5mm-1.5mm-3.0mm	Gas Nitrited	SGP	IPN	CUS	Std.	1	3796GNX
3.796	96.42	1/16-1/16-3/16	Moly	DMB	IPT	CUS	Std.	1	3796H
3.800	96.50	1.0mm-1.2mm-2.8mm	Gas Nitrited	SGP	IPN	CUS	Std.	1	9650XX
3.800	96.50	1.2mm-1.5mm-2.0mm	Moly	CUS	IPA	CUF	Std.	1	9650XS
3.800	96.50	1.2mm-1.2mm-3mm	Gas Nitrited	SGP	IPN	CUS	Std.	1	3800GFX
3.805	96.65	1/16-1/16-3mm	Moly	DMB	IPT	CUS	Std.	1	3805HF
3.810	96.77	1.5mm-1.5mm-3mm	Gas Nitrited	SGP	IPN	CUS	Std.	1	3810GNX
3.810	96.77	1/16-1/16-3/16	Moly	DMB	IPT	CUL	low	1	3810A
3.819	97.00	1.2mm-1.5mm-2.0mm	Moly	CUS	IPA	CUF	Std.	1	3819XS
3.819	97.00	1.2mm-1.5mm-2.0mm	Steel Moly	SGP	IPN	CUF	Std.	1	9700VF
3.819	97.00	1.2mm-1.5mm-4.0mm	Moly	CUS	IPA	CUS	Std.	1	3819XH
3.820	97.03	1.5mm-1.5mm-3.0mm	Gas Nitrited	SGP	IPN	CUS	Std.	1	3820GNX
3.820	97.03	1/16-1/16-3/16	Moly	DMB	IPT	CUL	low	1	3820A
3.820	97.03	1/16-1/16-3/16	Moly	DMB	IPT	CUS	Std.	1	3820H
3.820	97.03	1/16-1/16-3/16	Moly	DMB	IPT	CUF	Std.	8	S100S8-3820-5
3.830	97.28	1.5mm-1.5mm-3mm	Gas Nitrited	SGP	IPN	CUS	Std.	1	3830GNX
3.830	97.28	1/16-1/16-3/16	Moly	DMB	IPT	CUS	Std.	1	3830H
3.830	97.28	1/16-1/16-3/16	Moly	DMB	IPT	CUF	Std.	8	S100S8-3830-5
3.835	97.41	1.5mm-1.5mm-3mm	Gas Nitrited	SGP	IPN	CUS	Std.	1	3835GNX
3.839	97.50	1.2mm-1.5mm-2.0mm	Moly	CUS	IPA	CUF	Std.	1	9750XS
3.839	97.50	1.2mm-1.5mm-2.0mm	Steel Moly	SGP	IPN	CUF	Std.	1	9750VF
3.839	97.50	1.2mm-1.5mm-4.0mm	Moly	CUS	IPA	CUS	Std.	1	3839XH
3.840	97.54	1.5mm-1.5mm-3.0mm	Gas Nitrited	SGP	IPN	CUS	Std.	1	3840GNX
3.840	97.54	1/16-1/16-3/16	Moly	DMB	IPT	CUS	Std.	1	3840H
3.858	98.00	1.2mm-1.5mm-2.0mm	Moly	CUS	IPA	CUF	Std.	1	3858XS
3.858	98.00	1.2mm-1.5mm-2.0mm	Steel Moly	SGP	IPN	CUF	Std.	1	9800VF
3.858	98.00	1.2mm-1.5mm-4.0mm	Moly	CUS	IPA	CUS	Std.	1	3858XH
3.897	99.00	1.2mm-1.5mm-2.0mm	Moly	CUS	IPA	CUF	Std.	1	9900XS
3.905	99.19	1/16-1/16-3/16	Moly	DMB	IPT	CUS	Std.	1	3905H
3.905	99.19	1.5mm-1.5mm-3mm	Moly	DMB	IPT	CUL	low	1	3905GK
3.905	99.19	.047-.047-3mm	Gas Nitrited	SGP	IPN	CUS	Std.	1	3905GFX
3.910	99.31	1/16-1/16-3mm	Moly	DMB	IPT	CUS	Std.	1	3910HF
3.915	99.44	1/16-1/16-3/16	Moly	DMB	IPT	CUS	Std.	1	3915H
3.917	99.50	1.0mm-1.2mm-2.8mm	Gas Nitrited	SGP	IPN	CUS	Std.	1	9950XX
3.917	99.50	1.2mm-1.2mm-3.0mm	Gas Nitrited	SGP	IPN	CUS	Std.	1	3917GFX
3.917	99.50	1.2mm-1.5mm-2.0mm	Steel Moly	SGP	IPN	CUF	Std.	1	9950VF
3.927	99.75	1.0mm-1.2mm-2.8mm	Gas Nitrited	SGP	IPN	CUS	Std.	1	9975XX
3.927	99.75	1.2mm-1.5mm-2.0mm	Steel Moly	SGP	IPN	CUF	Std.	1	9975VF

All W's are sets of 8 - rest are sold per piston

Example Part Number: W-10008-4000-5

W = Wiseco **1000** = Ring Series **8** = Cylinders Per Set **4000** = Bore Size **5** = .005 Oversize



DIAMETRIC RING CHART



Diametric Ring Chart

Bore Size (In.)	Bore Size (MM)	Ring Width	Top Ring Type	Top Ring Code	2nd Ring Code	Oil Ring Code	Oil Ring Tension	# in Set	Set Part Number
3.927	99.75	1.2mm-1.2mm-3.0mm	Gas Nitrited	SGP	IPN	CUS	Std.	1	3927GFX
3.935	99.95	1/16-1/16-3/16	Moly	DMB	IPT	CUS	Std.	1	3935H
3.937	100.00	1.0mm-1.2mm-2.8mm	Gas Nitrited	SGP	IPN	CUS	Std.	1	10000XX
3.937	100.00	1.2mm-1.2mm-3.0mm	Gas Nitrited	SGP	IPN	CUS	Std.	1	3937GFX
3.937	100.00	1.2mm-1.5mm-2.0mm	Moly	CUS	IPA	CUF	Std.	1	3937XS
3.937	100.00	1.2mm-1.5mm-2.0mm	Steel Moly	SGP	IPN	CUF	Std.	1	10000VF
3.937	100.00	1.2mm-1.5mm-4.0mm	Moly	CUS	IPA	CUS	Std.	1	3937XH
3.940	100.08	1/16-1/16-3/16	Moly	DMB	IPT	CUS	Std.	1	3940H
3.940	100.08	5/64-5/64-3/16	Moly	DMB	IPT	CUS	Std.	1	3940VK
3.947	100.25	1.2mm-1.5mm-2.0mm	Steel Moly	SGP	IPN	CUF	Std.	1	10025VF
3.950	100.33	1/16-1/16-3/16	Moly	DMB	IPT	CUS	Std.	1	3950H
3.950	100.33	5/64-5/64-3/16	Moly	DMB	IPT	CUS	Std.	1	3950VK
3.957	100.50	1.2mm-1.5mm-2.0mm	Moly	CUS	IPA	CUF	Std.	1	10050XS
3.957	100.50	1.2mm-1.5mm-2.0mm	Steel Moly	SGP	IPN	CUF	Std.	1	10050VF
3.977	101.00	1.2mm-1.5mm-2.0mm	Moly	CUS	IPA	CUF	Std.	1	10100XS
3.977	101.00	1.2mm-1.5mm-2.0mm	Steel Moly	SGP	IPN	CUF	Std.	1	10010VF
3.977	101.00	1.2mm-1.5mm-4.0mm	Moly	CUS	IPA	CUS	Std.	1	3977XH
4.000	101.60	1/16-1/16-3/16	Moly	DMB	IPT	CUS	Std.	1	4000H
4.000	101.60	1/16-1/16-3/16	Moly	DMB	IPT	CUL	low	8	J10008-4000-5
4.000	101.60	1/16-1/16-3/16	Moly	DMB	IPT	CUS	Std.	8	J100F8-4000-5
4.000	101.60	1.5-1.5-3mm	Moly	DMR	IPC	CUL	low	8	J60008-4000-5
4.000	101.60	.047-.047-3mm	Gas Nitrited	SGP	IPN	CUS	Std.	1	4000GFX
4.000	101.60	1/16-1/16-3/16	Moly	DMB	IPT	CUF	Std.	8	S100S8-4000-5
4.005	101.73	1/16-1/16-3/16	Moly	DMB	IPT	CUS	Std.	1	4005H
4.005	101.73	1/16-1/16-3mm	Moly	DMB	IPT	CUS	Std.	1	4005HF
4.007	101.78	.047-.047-3mm	Gas Nitrited	SGP	IPN	CUS	Std.	1	4007GFX
4.010	101.85	1/16-1/16-3/16	Moly	DMB	IPT	CUS	Std.	8	J100F8-4010-0
4.014	101.96	.047-.047-3mm	Gas Nitrited	SGP	IPN	CUS	Std.	1	4014GFX
4.016	102.00	1.2mm-1.5mm-2.0mm	Moly	CUS	IPA	CUF	Std.	1	10200XS
4.016	102.00	1.2mm-1.5mm-4.0mm	Moly	CUS	IPA	CUS	Std.	1	4016XH
4.020	102.11	1/16-1/16-3/16	Moly	DMB	IPT	CUL	low	8	J10008-4020-5
4.020	102.11	1/16-1/16-3/16	Moly	DMB	IPT	CUS	Std.	8	J100F8-4020-5
4.020	102.11	1/16-1/16-3/16	Moly	DMB	IPT	CUF	Std.	8	S100S8-4020-5
4.022	102.16	.047-.047-3mm	Gas Nitrited	SGP	IPN	CUS	Std.	1	4022GFX
4.027	102.29	.047-.047-3mm	Gas Nitrited	SGP	IPN	CUS	Std.	1	4027GFX
4.030	102.36	1/16-1/16-3/16	Moly	DMB	IPT	CUS	Std.		4030H
4.030	102.36	1/16-1/16-3/16	Moly	DMB	IPT	CUL	low	8	J10008-4030-5
4.030	102.36	1/16-1/16-3/16	Moly	DMB	IPT	CUS	Std.	8	J100F8-4030-5
4.030	102.36	1/16-1/16-3mm	Moly	DMB	IPT	CUL	low	8	J30008-4030-5
4.030	102.36	1.5-1.5-3mm	Moly	DMR	IPC	CUL	low	8	J60008-4030-5
4.030	102.36	.043-.043-3mm	Moly	DMR	IPC	CUL	low	8	JG7708-4030-5
4.030	102.36	1/16-1/16-3/16	Moly	DMB	IPT	CUF	Std.	8	S100S8-4030-5
4.032	102.41	.047-.047-3mm	Gas Nitrited	SGP	IPN	CUS	Std.	1	4032GFX
4.035	102.49	1/16-1/16-3mm	Moly	DMB	IPT	CUS	Std.	1	4035HF
4.037	102.54	.047-.047-3mm	Gas Nitrited	SGP	IPN	CUS	Std.	1	4037GFX
4.040	102.62	1/16-1/16-3/16	Moly	DMB	IPT	CUS	Std.	1	4040H



DIAMETRIC RING CHART



Diametric Ring Chart									
Bore Size (In.)	Bore Size (MM)	Ring Width	Top Ring Type	Top Ring Code	2nd Ring Code	Oil Ring Code	Oil Ring Tension	# in Set	Set Part Number
4.040	102.62	1/16-1/16-3/16	Moly	DMB	IPT	CUL	low	8	J10008-4040-5
4.040	102.62	1/16-1/16-3/16	Moly	DMB	IPT	CUS	Std.	8	J100F8-4040-5
4.040	102.62	1/16-1/16-3mm	Moly	DMB	IPT	CUL	low	8	J30008-4040-5
4.040	102.62	.043-.043-3mm	Moly	DMR	IPC	CUL	low	8	JG7708-4040-5
4.040	102.62	.043-.043-3mm	Moly	DMR	IPC	CUL	Std.	8	J700F8-4040-5
4.040	102.62	1/16-1/16-3/16	Moly	DMB	IPT	CUF	Std.	8	S100S8-4040-5
4.042	102.67	.047-.047-3mm	Gas Nitrited	SGP	IPN	CUS	Std.	1	4042GFX
4.047	102.79	.047-.047-3mm	Gas Nitrited	SGP	IPN	CUS	Std.	1	4047GFX
4.050	102.87	1/16-1/16-3/16	Moly	DMB	IPT	CUS	Std.	1	4050H
4.052	102.92	.047-.047-3mm	Gas Nitrited	SGP	IPN	CUS	Std.	1	4052GFX
4.055	103.00	1.2mm-1.5mm-2.0mm	Moly	CUS	IPA	CUF	Std.	1	10300XS
4.057	103.05	.047-.047-3mm	Gas Nitrited	SGP	IPN	CUS	Std.	1	4057GFX
4.060	103.12	1/16-1/16-3/16	Moly	DMB	IPT	CUL	low	8	J10008-4060-5
4.060	103.12	1/16-1/16-3/16	Moly	DMB	IPT	CUS	Std.	8	J100F8-4060-5
4.060	103.12	1/16-1/16-3mm	Moly	DMB	IPT	CUL	low	8	J30008-4060-5
4.060	103.12	.043-1/16-3mm	Moly	DMB	IPT	CUL	low	8	J40008-4060-5
4.060	103.12	.043-.043-3mm	Moly	DMR	IPC	CUL	low	8	JG7708-4060-5
4.060	103.12	1.2-1.5-3mm	Moly	DMR	IPC	CUL	low	8	J91008-4060-5
4.060	103.12	.047-.047-3mm	Gas Nitrited	SGP	IPN	CUS	Std.	1	4060GFX
4.060	103.12	1/16-1/16-3/16	Moly	DMB	IPT	CUF	Std.	8	S100S8-4060-5
4.062	103.17	.047-.047-3mm	Gas Nitrited	SGP	IPN	CUS	Std.	1	4062GFX
4.067	103.30	.047-.047-3mm	Gas Nitrited	SGP	IPN	CUS	Std.	1	4067GFX
4.070	103.38	.047-.047-3mm	Gas Nitrited	SGP	IPN	CUS	Std.	1	4070GFX
4.070	103.38	1/16-1/16-3/16	Moly	DMB	IPT	CUS	Std.	1	4070H
4.070	103.38	1/16-1/16-3mm	Moly	DMB	IPT	CUS	Std.	1	4070HF
4.072	103.43	.047-.047-3mm	Gas Nitrited	SGP	IPN	CUS	Std.	1	4072GFX
4.075	103.51	1/16-1/16-3mm	Moly	DMB	IPT	CUS	Std.	1	4075HF
4.080	103.63	.043-.043-3mm	Moly	DMR	IPC	CUL	low	8	JG7708-4080-5
4.080	103.63	.047-.047-3mm	Gas Nitrited	SGP	IPN	CUS	Std.	1	4080GFX
4.080	103.63	1/16-1/16-3mm	Moly	DMB	IPT	CUS	Std.	1	4080HF
4.082	103.68	.047-.047-3mm	Gas Nitrited	SGP	IPN	CUS	Std.	1	4082GFX
4.094	104.00	1.2mm-1.5mm-2.0mm	Moly	CUS	IPA	CUF	Std.	1	10400XS
4.100	104.14	1.2-1.5-3mm	Moly	DMR	IPC	CUL	low	8	J91008-4100-5
4.100	104.14	1/16-1/16-3/16	Moly	DMB	IPT	CUS	Std.	1	4102H
4.100	104.14	1/16-1/16-3mm	Moly	DMB	IPT	CUS	Std.	1	4103HF
4.102	104.19	.047-.047-3mm	Gas Nitrited	SGP	IPN	CUS	Std.	1	4102GFX
4.110	104.39	1/16-1/16-3/16	Moly	DMB	IPT	CUS	Std.	1	4110H
4.110	104.39	1/16-1/16-3/16	Moly	DMB	IPT	CUF	Std.	8	S100S8-4110-5
4.120	104.65	.043-.043-3mm	Moly	DMR	IPC	CUL	low	8	JG7708-4120-5
4.125	104.78	1/16-1/16-3/16	Moly	DMB	IPT	CUS	Std.	1	4125H

All W's are sets of 8 - rest are sold per piston

Example Part Number: W-10008-4000-5

W = Wiseco **1000** = Ring Series **8** = Cylinders Per Set **4000** = Bore Size **5** = .005 Oversize

**DIAMETRIC RING CHART**

Diametric Ring Chart									
Bore Size (In.)	Bore Size (MM)	Ring Width	Top Ring Type	Top Ring Code	2nd Ring Code	Oil Ring Code	Oil Ring Tension	# in Set	Set Part Number
4.125	104.78	1/16-1/16-3/16	Moly	DMB	IPT	CUL	low	8	J10008-4125-5
4.125	104.78	1/16-1/16-3/16	Moly	DMB	IPT	CUS	Std.	8	J100F8-4125-5
4.125	104.78	1/16-1/16-3mm	Moly	DMB	IPT	CUL	low	8	J30008-4125-5
4.125	104.78	1/16-1/16-3mm	Moly	DMB	IPT	CUS	Std.	1	4125HF
4.125	104.78	.043-.043-3mm	Moly	DMR	IPC	CUL	low	8	JG7708-4125-5
4.125	104.78	.043-1.5-3mm	Moly	DMR	IPC	CUL	low	8	J70T08-4125-5
4.125	104.78	1.2-1.5-3mm	Moly	DMR	IPC	CUL	low	8	J91008-4125-5
4.125	104.78	1.5-1.5-3mm	Moly	DMR	IPC	CUL	low	8	J60008-4125-5
4.125	104.78	1/16-1/16-3/16	Moly	DMB	IPT	CUF	Std.	8	S100S8-4125-5
4.127	104.83	.047-.047-3mm	Gas Nitrited	SGP	IPN	CUS	Std.	1	4127GFX
4.130	104.90	1/16-1/16-3/16	Moly	DMB	IPT	CUL	low	8	J10008-4130-5
4.130	104.90	1/16-1/16-3/16	Moly	DMB	IPT	CUS	Std.	8	J100F8-4130-5
4.130	104.90	.043-.043-3mm	Moly	DMR	IPC	CUL	low	8	JG7708-4130-5
4.132	104.95	.047-.047-3mm	Gas Nitrited	SGP	IPN	CUS	Std.	1	4132GFX
4.135	105.03	1/16-1/16-3/16	Moly	DMB	IPT	CUL	low	8	J10008-4135-5
4.135	105.03	1/16-1/16-3/16	Moly	DMB	IPT	CUS	Std.	8	J100F8-4135-5
4.135	105.03	1.5-1.5-3mm	Moly	DMR	IPC	CUL	low	8	J60008-4135-5
4.137	105.08	.047-.047-3mm	Gas Nitrited	SGP	IPN	CUS	Std.	1	4137GFX
4.145	105.28	1/16-1/16-3/16	Moly	DMB	IPT	CUL	low	8	J10008-4145-5
4.145	105.28	1/16-1/16-3/16	Moly	DMB	IPT	CUS	Std.	8	J100F8-4145-5
4.145	105.28	.043-.043-3mm	Moly	DMR	IPC	CUL	low	8	JG7708-4145-5
4.145	105.28	1/16-1/16-3/16	Moly	DMB	IPT	CUF	Std.	8	S100S8-4145-5
4.147	105.33	.047-.047-3mm	Gas Nitrited	SGP	IPN	CUS	Std.	1	4147GFX
4.155	105.54	1/16-1/16-3/16	Moly	DMB	IPT	CUS	Std.	1	4155H
4.155	105.54	1/16-1/16-3/16	Moly	DMB	IPT	CUL	low	8	J10008-4155-5
4.155	105.54	1/16-1/16-3/16	Moly	DMB	IPT	CUS	Std.	8	J100F8-4155-5
4.155	105.54	1/16-1/16-3mm	Moly	DMB	IPT	CUS	Std.	1	4155HF
4.155	105.54	.043-.043-3mm	Moly	DMR	IPC	CUL	low	8	JG7708-4155-5
4.155	105.54	.043-1/16-3/16	Moly	DMR	IPC	CUL	low	8	J20008-4155-5
4.155	105.54	1/16-1/16-3/16	Moly	DMB	IPT	CUF	Std.	8	S100S8-4155-5
4.158	105.61	.047-.047-3mm	Gas Nitrited	SGP	IPN	CUS	Std.	1	4158GFX
4.160	105.66	1/16-1/16-3/16	Moly	DMB	IPT	CUS	Std.	1	4160H
4.165	105.79	1/16-1/16-3/16	Moly	DMB	IPT	CUS	Std.	1	4165H
4.165	105.79	1/16-1/16-3/16	Moly	DMB	IPT	CUL	low	8	J10008-4165-5
4.165	105.79	1/16-1/16-3/16	Moly	DMB	IPT	CUS	Std.	8	J100F8-4165-5
4.165	105.79	.043-.043-3mm	Moly	DMR	IPC	CUL	low	8	JG7708-4165-5
4.165	105.79	1/16-1/16-3/16	Moly	DMB	IPT	CUF	Std.	8	S100S8-4165-5
4.168	105.87	.047-.047-3mm	Gas Nitrited	SGP	IPN	CUS	Std.	1	4168GFX
4.185	106.30	1/16-1/16-3/16	Moly	DMB	IPT	CUS	Std.	1	4185H
4.185	106.30	1/16-1/16-3/16	Moly	DMB	IPT	CUS	Std.	8	J100F8-4185-5
4.185	106.30	.043-.043-3mm	Moly	DMR	IPC	CUL	low	8	JG7708-4185-5
4.188	106.38	.047-.047-3mm	Steel Moly	DMB	IPC	CUS	Std.	1	4188GFM
4.195	106.55	1/16-1/16-3/16	Moly	DMB	IPT	CUS	Std.	1	4195H
4.195	106.55	1/16-1/16-3/16	Moly	DMB	IPT	CUF	Std.	8	S100S8-4195-5



DIAMETRIC RING CHART



Diametric Ring Chart

Bore Size (In.)	Bore Size (MM)	Ring Width	Top Ring Type	Top Ring Code	2nd Ring Code	Oil Ring Code	Oil Ring Tension	# in Set	Set Part Number
4.200	106.68	1/16-1/16-3mm	Moly	DMB	IPT	CUS	Std.	1	4200HF
4.203	106.76	.047-.047-3mm	Steel Moly	DMB	IPC	CUS	Std.	1	4203GFM
4.210	106.93	1/16-1/16-3/16	Moly	DMB	IPT	CUS	Std.	1	4210H
4.210	106.93	1/16-1/16-3/16	Moly	DMB	IPT	CUF	Std.	8	S100S8-4210-5
4.250	107.95	1/16-1/16-3/16	Moly	DMB	IPT	CUS	Std.	1	4250H
4.250	107.95	1/16-1/16-3/16	Moly	DMB	IPT	CUS	Std.	8	J100F8-4250-5
4.250	107.95	5/64-5/64-3/16	Moly	DMB	IPT	CUS	Std.	8	JP00F8-4250-5
4.260	108.20	1/16-1/16-3/16	Moly	DMB	IPT	CUS	Std.	1	4260H
4.263	108.28	1/16-1/16-3/16	Moly	DMB	IPT	CUS	Std.	1	4263H
4.265	108.33	1/16-1/16-3/16	Moly	DMB	IPT	CUF	Std.	8	S100S8-4265-5
4.275	108.59	1/16-1/16-3/16	Moly	DMB	IPT	CUF	Std.	8	S100S8-4275-5
4.280	108.71	1/16-1/16-3/16	Moly	DMB	IPT	CUS	Std.	1	4280H
4.280	108.71	1/16-1/16-3/16	Moly	DMB	IPT	CUS	Std.	8	J100F8-4280-5
4.280	108.71	1/16-1/16-3/16	Moly	DMB	IPT	CUF	Std.	8	S100S8-4280-5
4.285	108.84	1/16-1/16-3/16	Moly	DMB	IPT	CUF	Std.	8	S100S8-4285-5
4.290	108.97	1/16-1/16-3/16	Moly	DMB	IPT	CUS	Std.	1	4290H
4.290	108.97	1/16-1/16-3/16	Moly	DMB	IPT	CUF	Std.	8	S100S8-4290-5
4.310	109.47	1/16-1/16-3/16	Moly	DMB	IPT	CUS	Std.	1	4310H
4.310	109.47	1/16-1/16-3/16	Moly	DMB	IPT	CUS	Std.	8	J100F8-4310-5
4.310	109.47	1/16-1/16-3/16	Moly	DMB	IPT	CUF	Std.	8	S100S8-4310-5
4.320	109.73	1/16-1/16-3/16	Moly	DMB	IPT	CUS	Std.	1	4320H
4.320	109.73	1/16-1/16-3/16	Moly	DMB	IPT	CUS	Std.	8	J100F8-4320-5
4.320	109.73	1/16-1/16-3/16	Moly	DMB	IPT	CUF	Std.	8	S100S8-4320-5
4.350	110.49	1/16-1/16-3/16	Moly	DMB	IPT	CUS	Std.	1	4350H
4.350	110.49	1/16-1/16-3/16	Moly	DMB	IPT	CUL	low	8	J10008-4350-5
4.350	110.49	1/16-1/16-3/16	Moly	DMB	IPT	CUS	Std.	8	J100F8-4350-5
4.350	110.49	1/16-1/16-3/16	Moly	DMB	IPT	CUF	Std.	8	S100S8-4350-5
4.360	110.74	1/16-1/16-3/16	Moly	DMB	IPT	CUS	Std.	1	4360H
4.360	110.74	1/16-1/16-3/16	Moly	DMB	IPT	CUF	Std.	8	S100S8-4360-5
4.375	111.13	1/16-1/16-3/16	Moly	DMB	IPT	CUS	Std.	1	4375H
4.375	111.13	1/16-1/16-3/16	Moly	DMB	IPT	CUL	low	8	J10008-4375-5
4.375	111.13	1/16-1/16-3/16	Moly	DMB	IPT	CUS	Std.	8	J100F8-4375-5
4.375	111.13	1/16-1/16-3/16	Moly	DMB	IPT	CUF	Std.	8	S100S8-4375-5
4.380	111.25	1/16-1/16-3/16	Moly	DMB	IPT	CUS	Std.	1	4380H
4.390	111.51	1/16-1/16-3/16	Moly	DMB	IPT	CUS	Std.	1	4390H
4.390	111.51	1/16-1/16-3/16	Moly	DMB	IPT	CUS	Std.	8	J100F8-4390-5
4.390	111.51	1/16-1/16-3/16	Moly	DMB	IPT	CUF	Std.	8	S100S8-4390-5
4.440	112.78	1/16-1/16-3/16	Moly	DMB	IPT	CUL	low	8	J10008-4440-5
4.440	112.78	1/16-1/16-3/16	Moly	DMB	IPT	CUS	Std.	8	J100F8-4440-5

All W's are sets of 8 - rest are sold per piston

Example Part Number: W-10008-4000-5

W = Wiseco **1000** = Ring Series **8** = Cylinders Per Set **4000** = Bore Size **5** = .005 Oversize

**DIAMETRIC RING CHART****Diametric Ring Chart**

Bore Size (In.)	Bore Size (MM)	Ring Width	Top Ring Type	Top Ring Code	2nd Ring Code	Oil Ring Code	Oil Ring Tension	# in Set	Set Part Number
4.470	113.54	1/16-1/16-3/16	Moly	DMB	IPT	CUS	Std.	1	4470H
4.470	113.54	1/16-1/16-3/16	Moly	DMB	IPT	CUS	Std.	8	J100S8-4470-5
4.470	113.54	1/16-1/16-3/16	Moly	DMB	IPT	CUF	Std.	8	S100S8-4470-5
4.500	114.30	1/16-1/16-3/16	Moly	DMB	IPT	CUS	Std.	1	4500H
4.500	114.30	1/16-1/16-3/16	Moly	DMB	IPT	CUL	low	8	J10008-4500-5
4.500	114.30	1/16-1/16-3/16	Moly	DMB	IPT	CUS	Std.	8	J100F8-4500-5
4.500	114.30	1/16-1/16-3/16	Manganese	DMB	IPT	CUS	Std.	8	J820F8-4500-5
4.500	114.30	.043-1/16-3/16	Manganese	HPR	IPT	CUS	Std.	8	JG86F8-4500-5
4.500	114.30	1/16-1/16-3/16	Moly	DMB	IPT	CUF	Std.	8	S100S8-4500-5
4.530	115.06	1/16-1/16-3/16	Moly	DMB	IPT	CUS	Std.	1	4530H
4.530	115.06	1/16-1/16-3/16	Moly	DMB	IPT	CUS	Std.	8	J100F8-4530-5
4.530	115.06	.043-1/16-3/16	Manganese	HPR	IPT	CUS	Std.	8	JG86F8-4530-5
4.530	115.06	1/16-1/16-3/16	Moly	DMB	IPT	CUF	Std.	8	S100S8-4530-5
4.560	115.82	1/16-1/16-3/16	Moly	DMB	IPT	CUS	Std.	1	4560H
4.560	115.82	1/16-1/16-3/16	Moly	DMB	IPT	CUL	low	8	J10008-4560-5
4.560	115.82	1/16-1/16-3/16	Moly	DMB	IPT	CUS	Std.	8	J100H8-4560-5
4.560	115.82	.043-1/16-3/16	Manganese	HPR	IPT	CUS	Std.	8	JG86H8-4560-5
4.560	115.82	.043-.043-3mm	Moly	DMR	IPT	CUF	low	8	JG7708-4560-5
4.560	115.82	1/16-1/16-3/16	Moly	DMB	IPT	CUF	Std.	8	S100S8-4560-5
4.570	116.08	1/16-1/16-3/16	Moly	DMB	IPT	CUS	Std.	1	4570H
4.580	116.33	.043-1/16-3/16	Manganese	HPR	IPT	CUS	Std.	8	JG86F8-4580-5
4.600	116.84	1/16-1/16-3/16	Moly	DMB	IPT	CUS	Std.	1	4600H
4.600	116.84	1/16-1/16-3/16	Moly	DMB	IPT	CUL	low	8	J100U8-4600-5
4.600	116.84	1/16-1/16-3/16	Moly	DMB	IPT	CUS	Std.	8	J100L8-4600-5
4.600	116.84	.043-1/16-3/16	Moly	DMB	IPT	CUL	low	8	J200U8-4600-5
4.600	116.84	.043-1/16-3/16	Manganese	HPR	IPT	CUS	Std.	8	JG86L8-4600-5
4.600	116.84	.043-.043-3mm	Moly	DMR	IPT	CUF	low	8	JG7708-4600-5
4.600	116.84	1/16-1/16-3/16	Moly	DMB	IPT	CUF	Std.	8	S100S8-4600-5
4.610	117.09	.043-1/16-3/16	Manganese	HPR	IPT	CUS	Std.	8	JG86H8-4610-5
4.610	117.09	.043-.043-3mm	Moly	DMR	IPT	CUF	low	8	JG7708-4610-5
4.625	117.48	1/16-1/16-3/16	Moly	DMB	IPT	CUS	Std.	8	J100F8-4625-5
4.625	117.48	.043-1/16-3/16	Manganese	HPR	IPT	CUS	Std.	8	JG86S8-4625-5
4.625	117.48	.043-.043-3mm	Moly	DMR	IPT	CUF	low	8	JG7708-4625-5

All W's are sets of 8 - rest are sold per piston

Example Part Number: W-10008-4000-5**W** = Wiseco **1000** = Ring Series **8** = Cylinders Per Set **4000** = Bore Size **5** = .005 Oversize



WISCO RING COMPRESSOR SLEEVES

Wiseco Ring Compressor Sleeve Benefits

- Hard anodized and Teflon coated for low friction and prolonged wear resistance.
- Sleeves have a smooth radius that tapers down to the specific bore size.
- Compresses the piston rings smoothly and evenly.
- Greatly reduces the difficulty with installing thin high-performance oil rings.



Ring Compression Sleeves

Part Number	Bore Size(mm)	Bore Size(in)
RCS06550	65.50	2.579
RCS06600	66.00	2.598
RCS06650	66.50	2.618
RCS06700	67.00	2.638
RCS06750	67.50	2.657
RCS06800	68.00	2.677
RCS06900	69.00	2.717
RCS07000	70.00	2.756
RCS07061	70.61	2.780
RCS07087	70.87	2.790
RCS07112	71.12	2.800
RCS07137	71.37	2.810
RCS07200	72.00	2.835
RCS07300	73.00	2.874
RCS07340	73.40	2.890
RCS07400	74.00	2.913
RCS07450	74.50	2.933
RCS07500	75.00	2.953
RCS07550	75.50	2.972
RCS07600	76.00	2.992
RCS07680	76.80	3.024
RCS07700	77.00	3.031
RCS07750	77.50	3.051
RCS07800	78.00	3.071
RCS07900	79.00	3.110


Part Number	Bore Size(mm)	Bore Size(in)
RCS08000	80.00	3.150
RCS08100	81.00	3.189
RCS08150	81.50	3.209
RCS08200	82.00	3.228
RCS08250	82.50	3.248
RCS08300	83.00	3.268
RCS08350	83.50	3.287
RCS08400	84.00	3.307
RCS08450	84.50	3.327
RCS08500	85.00	3.346
RCS08550	85.50	3.366
RCS08600	86.00	3.386
RCS08650	86.50	3.406
RCS08700	87.00	3.425
RCS08750	87.50	3.445
RCS08800	88.00	3.465
RCST08800	88.00	3.465
RCS08850	88.50	3.484
RCST08850	88.50	3.484
RCS08900	89.00	3.504
RCS08950	89.50	3.524
RCS09000	90.00	3.543
RCS09050	90.50	3.563
RCS09100	91.00	3.583
RCS09200	92.00	3.622
RCS09250	92.50	3.642
RCS09300	93.00	3.661
RCS09350	93.50	3.681
RCS09400	94.00	3.701
RCS09450	94.50	3.720
RCS09500	95.00	3.740
RCS09550	95.50	3.760
RCS09600	96.00	3.780
RCS38000	96.52	3.800
RCS38100	96.77	3.810
RCS09700	97.00	3.819
RCS09750	97.50	3.839
RCS09800	98.00	3.858
RCS09850	98.50	3.878
RCS09900	99.00	3.898
RCS39040	99.14	3.903
RCS09950	99.50	3.917
RCST09950	99.50	3.917
RCST09975	99.75	3.927
RCS10000	100.00	3.937
RCST10000	100.00	3.937
RCS10100	101.00	3.976
RCS40000	101.60	4.000
RCS40050	101.73	4.005
RCS10200	102.00	4.016
RCS40200	102.11	4.020
RCS40300	102.36	4.030
RCS40400	102.62	4.040
RCS40500	102.87	4.050
RCS40600	103.12	4.060
RCS40700	103.38	4.070
RCS10400	104.00	4.094
RCS41250	104.78	4.125
RCS41350	105.03	4.135
RCS41450	105.28	4.145
RCS41550	105.41	4.150

ACCESSORIES




K1 is dedicated to providing world-class performance parts at an affordable price.

K1 Technologies connecting rods offer world-class performance at an affordable price. Our race-ready connecting rods are made from 4340 forged steel, use premium bushing material and are hand finished in the USA. K1's Engineering Team has decades of experience designing components for professional racing engines and designs each rod for demanding race applications.





K1 Technologies crankshafts offer world-class performance at an affordable price. Our crankshafts are made from 4340 forged steel and core hardened to reduce stress and optimize tensile strength. Each crank is designed with counterweights placed for optimal load reduction and ease of balancing.



ACCESSORIES

BoostLine

CONNECTING RODS

● HIGH STRENGTH 3-POCKET BEAM DESIGN PROVIDES 60% MORE BENDING STRENGTH VS. H-BEAM RODS. OPTIMIZED FOR HIGH HP FORCED INDUCTION AND NITROUS ENGINES!

● HIGH QUALITY BUSHINGS ARE PRECISION HONED IN MENTOR, OHIO

● FINISHED, HONED AND SIZED IN MENTOR, OHIO

● HIGH QUALITY ARP BOLTS INCLUDED (625+ UPGRADE AVAILABLE)

● MACHINED FROM PREMIUM 4340 FORGED STEEL

BOOSTLINE™ CONNECTING RODS

Introducing BoostLine Connecting Rods! Our engineering team created this new, patented, 3-pocket design specifically for demanding turbocharged, supercharged and big nitrous applications. These connecting rods are ideal for today's high

horsepower engines and provide 60% more bending strength compared to common H-Beam rods! Each rod is designed, finished, and inspected in the USA and includes an inspection report from our quality team.

BMW S54B32

Part Number	Description	Length	Pin Dia.	PE Width	BE Width	Housing Bore	Bolt Size	Bolt P/N	Gram Weight
BM5472-827	BMW S54B32 139mm - Boostline	139.0mm	21mm	20.000	19.900	53.008	3/8	BT61501-S	574
BM5472-827S	BMW S54B32 139mm - Boostline Single	139.0mm	21mm	20.000	19.900	53.008	3/8	BT61501-S	574
BM5472-827+	BMW S54B32 139mm ARP +625 -Boostline	139.0mm	21mm	20.000	19.900	53.008	3/8	BT61501-625	574
BM5472-827S+	BMW S54B32 139mm ARP +625 -Boostline Single	139.0mm	21mm	20.000	19.900	53.008	3/8	BT61501-625	574

CHEVY LS / GEN V LT

Part Number	Description	Length	Pin Dia.	PE Width	BE Width	Housing Bore	Bolt Size	Bolt P/N	Gram Weight
LS6125-927	Chevy LS / Gen V LT1 6.125 - Boostline	6.125	0.927	1.010	0.940	2.225	7/16	BT71401-S	692
LS6125-927S	Chevy LS / Gen V LT1 6.125 - BoostLine Single	6.125	0.927	1.010	0.940	2.225	7/16	BT71401-S	692

CHEVY SMALL BLOCK

Part Number	Description	Length	Pin Dia.	PE Width	BE Width	Housing Bore	Bolt Size	Bolt P/N	Gram Weight
SC5850-927	Chevy SB 5.850 Stroker - Boost Line	5.850	0.927	1.010	0.940	2.225	7/16	BT71401-S	681
SC5850-927S	Chevy SB 5.850 Stroker - Boost Line Single	5.850	0.927	1.010	0.940	2.225	7/16	BT71401-S	681
SC6000-927	Chevy SB 6.000 Stroker - Boost Line	6.000	0.927	1.010	0.940	2.225	7/16	BT71401-S	689
SC6000-927S	Chevy SB 6.000 Stroker - Boost Line Single	6.000	0.927	1.010	0.940	2.225	7/16	BT71401-S	689

CHEVY BIG BLOCK

Part Number	Description	Length	Pin Dia.	PE Width	BE Width	Housing Bore	Bolt Size	Bolt P/N	Gram Weight
BC6385-990	Chevy BB 6.385 - Boostline	6.385	0.990	1.062	0.992	2.325	7/16	BT71601-S	751
BC6385-990S	Chevy BB 6.385 - Boostline Single	6.385	0.990	1.062	0.992	2.325	7/16	BT71601-S	751

FORD ECOBOOST 2.3

Part Number	Description	Length	Pin Dia.	PE Width	BE Width	Housing Bore	Bolt Size	Bolt P/N	Gram Weight
FD5866-886	Ford EcoBoost 2.3L 149mm - Boostline	149.2mm	22.5mm	21.820	21.820	55.028	3/8	BT61501-S	626
FD5866-886S	Ford EcoBoost 2.3L 149mm - Boostline Single	149.2mm	22.5mm	21.820	21.820	55.028	3/8	BT61501-S	626
FD5866-886+	Ford EcoBoost 2.3L 149mm ARP +625 - Boostline	149.2mm	22.5mm	21.820	21.820	55.028	3/8	BT61501-625	626
FD5866-886S+	Ford EcoBoost 2.3L 149mm ARP +625-Boostline Single	149.2mm	22.5mm	21.820	21.820	55.028	3/8	BT61501-625	626

FORD MODULAR / COYOTE

Part Number	Description	Length	Pin Dia.	PE Width	BE Width	Housing Bore	Bolt Size	Bolt P/N	Gram Weight
FD5933-866	Ford Modular 4.6L & Coyote 5.933 - Boostline	5.933	0.866	0.965	0.940	2.239	7/16	BT71601-S	696
FD5933-866S	3 Pocket - Ford Modular 4.6L & Coyote 5.933 - Boostline Single	5.933	0.866	0.965	0.940	2.239	7/16	BT71601-S	696


HONDA
HONDA B-SERIES

Part Number	Description	Length	Pin Dia.	PE Width	BE Width	Housing Bore	Bolt Size	Bolt P/N	Gram Weight
HN5433-827	Honda B18C 138mm - Boostline	138mm	21mm	22.860	21.720	48.012	3/8	BT61501-S	570
HN5433-827S	Honda B18C 138mm - Boostline Single	138mm	21mm	22.860	21.720	48.012	3/8	BT61501-S	570
HN5433-827+	Honda B18C 138mm ARP +625 - Boostline	138mm	21mm	22.860	21.720	48.012	3/8	BT61501-625	570
HN5433-827S+	Honda B18C 138mm ARP +625 - Boostline Single	138mm	21mm	22.860	21.720	48.012	3/8	BT61501-625	570

HONDA K-SERIES

Part Number	Description	Length	Pin Dia.	PE Width	BE Width	Housing Bore	Bolt Size	Bolt P/N	Gram Weight
HN5984-866	Honda K24 152mm - Boostline	152 mm	22mm	19.860	19.860	51.014	3/8	BT61601-S	610
HN5984-866S	Honda K24 152mm - Boostline Single	152 mm	22mm	19.860	19.860	51.014	3/8	BT61601-S	610
HN5984-866+	Honda K24 152mm ARP +625- Boostline	152 mm	22mm	19.860	19.860	51.014	3/8	BT61601-625	610
HN5984-866S+	Honda K24 152mm ARP +625- Boostline Single	152 mm	22mm	19.860	19.860	51.014	3/8	BT61601-625	610

Block clearance required


MITSUBISHI 4G63 - 7 BOLT
MITSUBISHI 4G63 - 7 BOLT

Part Number	Description	Length	Pin Dia.	PE Width	BE Width	Housing Bore	Bolt Size	Bolt P/N	Gram Weight
MI5906-866	Mitsu 4G63 7 Bolt 150mm - Boostline	150mm	22mm	22.860	26.370	48.009	3/8	BT61501-S	657
MI5906-866S	Mitsu 4G63 7 Bolt 150mm - Boostline Single	150mm	22mm	22.860	26.370	48.009	3/8	BT61501-S	657
MI5906-866+	Mitsu 4G63 7 Bolt 150mm ARP +625 - Boostline	150mm	22mm	22.860	26.370	48.009	3/8	BT61501-625	657
MI5906-866S+	Mitsu 4G63 7 Bolt 150mm ARP +625 - Boostline Single	150mm	22mm	22.860	26.370	48.009	3/8	BT61501-625	657

Block clearance required above 94mm stroke.

MITSUBISHI 4B11T

Part Number	Description	Length	Pin Dia.	PE Width	BE Width	Housing Bore	Bolt Size	Bolt P/N	Gram Weight
MI5657-905	Mitsubishi Evo X 4B11T 143.7mm - Boostline	143.7mm	23mm	19.860	21.870	55.005	3/8	BT61601-S	
MI5657-905S	Mitsubishi Evo X 4B11T 143.7mm - Boostline Single	143.7mm	23mm	19.860	21.870	55.055	3/8	BT61601-S	
MI5657-905+	Mitsubishi Evo X 4B11T 143.7mm ARP +625- Boostline	143.7mm	23mm	19.860	21.870	55.005	3/8	BT61601-625	
MI5657-905S+	Mitsubishi Evo X 4B11T 143.7mm ARP +625- Boostline Single	143.7mm	23mm	19.860	21.870	55.055	3/8	BT61601-625	


NISSAN
NISSAN RB26

Part Number	Description	Length	Pin Dia.	PE Width	BE Width	Housing Bore	Bolt Size	Bolt P/N	Gram Weight
NI4783-827	Nissan RB26 121.5mm - Boostline	121.5mm	21mm	21.770	21.770	51.006	3/8	BT61601-S	573
NI4783-827S	Nissan RB26 121.5mm - Boostline Single	121.5mm	21mm	21.770	21.770	51.006	3/8	BT61601-S	573
NI4783-827+	Nissan RB26 121.5mm ARP +625 - Boostline	121.5mm	21mm	21.770	21.770	51.006	3/8	BT61601-625	573
NI4783-827S+	Nissan RB26 121.5mm ARP +625 - Boostline Single	121.5mm	21mm	21.770	21.770	51.006	3/8	BT61601-625	573

NISSAN (CONTINUED)

NISSAN SR20									
Part Number	Description	Length	Pin Dia.	PE Width	BE Width	Housing Bore	Bolt Size	Bolt P/N	Gram Weight
NI5364-866	Nissan SR20 136.25mm - Boostline	136.25mm	22mm	22.730	22.730	51.007	3/8	BT61501-S	608
NI5364-866S	Nissan SR20 136.25mm - Boostline Single	136.25mm	22mm	22.730	22.730	51.007	3/8	BT61501-S	608
NI5364-866+	Nissan SR20 136.25mm ARP +625 - Boostline	136.25mm	22mm	22.730	22.730	51.007	3/8	BT61501-625	608
NI5364-866S+	Nissan SR20 136.25mm ARP +625 - Boostline Single	136.25mm	22mm	22.730	22.730	51.007	3/8	BT61501-625	608

NISSAN VR38DETT									
Part Number	Description	Length	Pin Dia.	PE Width	BE Width	Housing Bore	Bolt Size	Bolt P/N	Gram Weight
NI6496-905	Nissan VR38DETT 165mm - Boostline	165mm	23mm	22.800	22.800	59.007	3/8	BT61601-2	703
NI6496-905S	Nissan VR38DETT 165mm - Boostline Single	165mm	23mm	22.800	22.800	59.007	3/8	BT61601-2	703
NI6496-905+	Nissan VR38DETT 165mm ARP +625 - Boostline	165mm	23mm	22.800	22.800	59.007	3/8	BT61601-625	703
NI6496-905S+	Nissan VR38DETT 165mm ARP +625 - Boostline Single	165mm	23mm	22.800	22.800	59.007	3/8	BT61601-625	703

SUBARU

SUBARU EJ SERIES									
Part Number	Description	Length	Pin Dia.	PE Width	BE Width	Housing Bore	Bolt Size	Bolt P/N	Gram Weight
SB5137-905	Subaru EJ20/EJ25 Turbo 130.5mm - Boostline	130.5mm	23mm	21.390	21.390	55.010	3/8	BT61501-S	619
SB5137-905S	Subaru EJ20/EJ25 Turbo 130.5mm - Boostline Single	130.5mm	23mm	21.390	21.390	55.010	3/8	BT61501-S	619
SB5137-905+	Subaru EJ20/EJ25 Turbo 130.5mm ARP +625 - Boostline	130.5mm	23mm	21.390	21.390	55.010	3/8	BT61501-625	619
SB5137-905S+	Subaru EJ20/EJ25 Turbo 130.5mm ARP +625 - Boostline Single	130.5mm	23mm	21.390	21.390	55.010	3/8	BT61501-625	619

Block clearance required above 81mm stroke.

TOYOTA

TOYOTA 2JZ-GE / 2JZ-GTE									
Part Number	Description	Length	Pin Dia.	PE Width	BE Width	Housing Bore	Bolt Size	Bolt P/N	Gram Weight
TY5591-866	Toyota 2JZ 142mm - Boostline	142mm	22 mm	25.400	25.880	55.033	3/8	BT61601-S	656
TY5591-866S	Toyota 2JZ 142mm - Boostline Single	142mm	22 mm	25.400	25.880	55.033	3/8	BT61601-S	656
TY5591-866+	Toyota 2JZ 142mm ARP +625 - Boostline	142mm	22 mm	25.400	25.880	55.033	3/8	BT61601-625	656
TY5591-866S+	Toyota 2JZ 142mm ARP +625 - Boostline Single	142mm	22 mm	25.400	25.880	55.033	3/8	BT61601-625	656

Block clearance required above 94mm stroke.

VW/AUDI

VW/AUDI									
Part Number	Description	Length	Pin Dia.	PE Width	BE Width	Housing Bore	Bolt Size	Bolt P/N	Gram Weight
VW5669-787	VW 1.8T 144mm - Boostline	144mm	20mm	24.940	24.940	50.610	3/8	BT61501-S	627
VW5669-787S	VW 1.8T 144mm - Boostline Single	144mm	20mm	24.940	24.940	50.610	3/8	BT61501-S	627
VW5669-787+	VW 1.8T 144mm ARP +625 - Boostline	144mm	20mm	24.940	24.940	50.610	3/8	BT61501-625	627
VW5669-787S+	VW 1.8T 144mm ARP +625 - Boostline Single	144mm	20mm	24.940	24.940	50.610	3/8	BT61501-625	627



W5865



W6899



A.

B.



C. (A, B, C)

D.



E.



F (B).

F (R).

F (W).



Part #	Description	Price
DECALS		
A. D58	Skull decal - 2.5 diameter	\$2.00
B. D14	2 x 5 Wiseco Patch	\$0.75
C. D18A	9.36 x 2.77 Fork decal - Black w/blk & red icon	\$4.00
D. D17	2 x 12 NASCAR Decal	\$0.50
E. D22	Sheet of 2, 4 1/2 Decals, plus 2 icons	\$1.00
F. D24B	Black 18.5 x 3.25 High Temp Decal	\$5.00
F. D24R	Red - 18.5 x 3.25 High Temp Decal	\$5.00
F. D24W	White - 18.5 x 3.25 High Temp Decal	\$5.00

Part #	Description	Price
BANNERS (not pictured)		
W5497	12 x 3 Wiseco black and red on white	\$29.86
ACCESSORIES		
W5865	Piston Key Ring	\$5.99
W6899	Umbrella (Large & durable)	\$29.95



WiseCo

Performance Products



ACCESSORIES

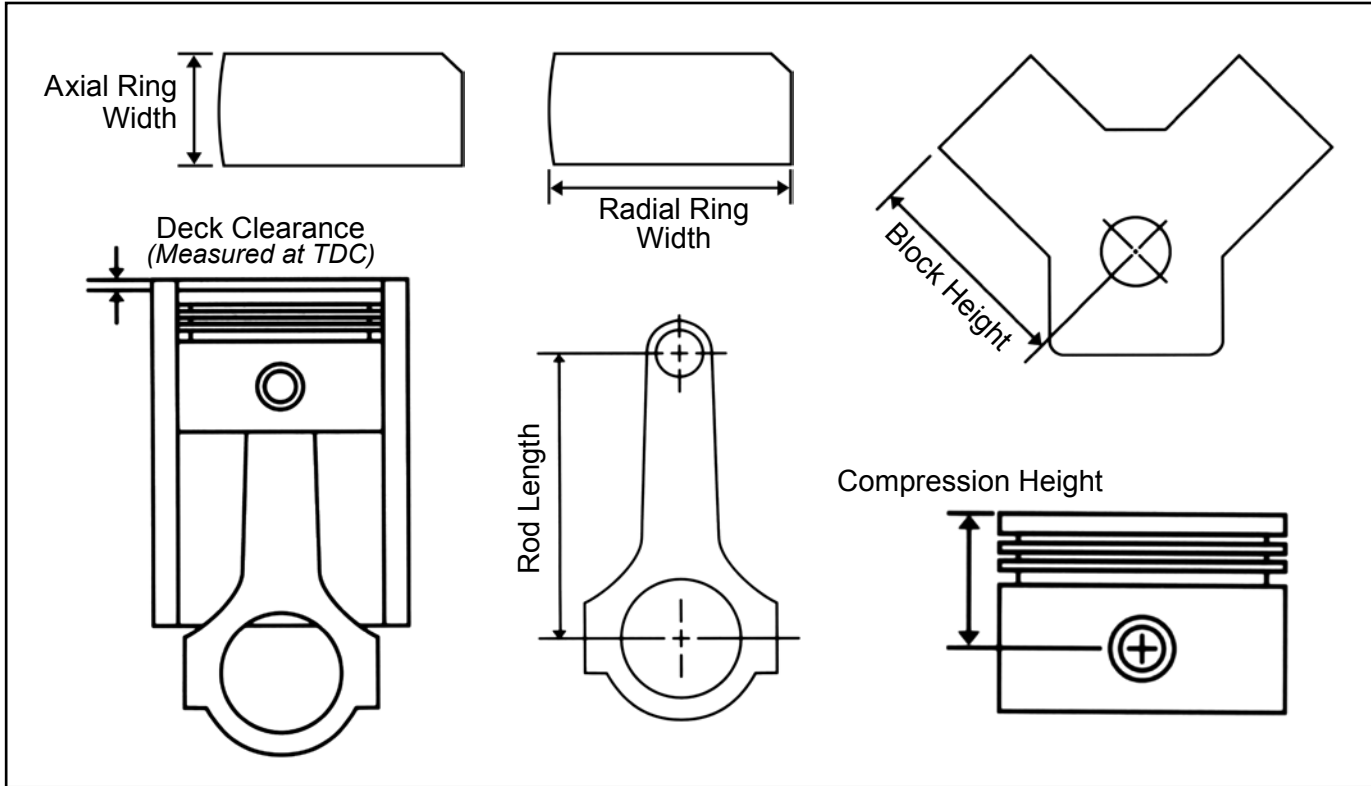


W6471 Long Sleeve T-shirt
(Art - front, back & sleeves)



W6894/5 Flex Fit Cap
(W6894 S/M • W6895 L/XL)

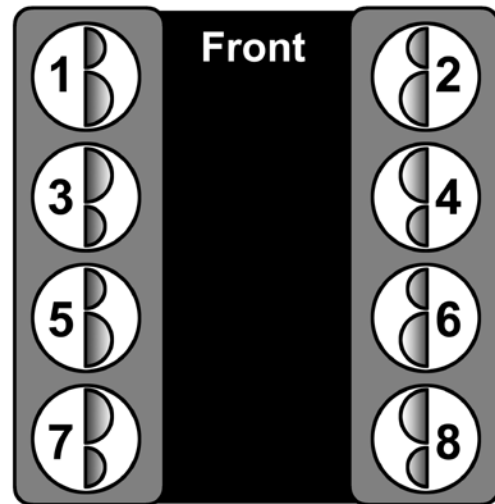
IMPORTANT DIMENSIONS



PISTON ORIENTATION

Replacement pistons for 8-cylinder Chevy & Chrysler motors

- Cylinders 1, 4, 5 & 8 are right pistons and have intake Valve Pockets on right side.
- Cylinders 2, 3, 6 & 7 are left pistons and have intake Valve Pockets on left side.
- 90° V-6 Chevy motors require 2 left and 4 right pistons.





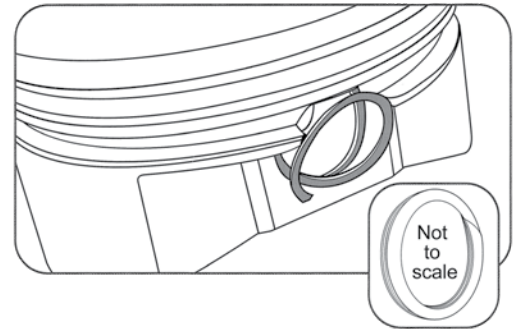
INSTALLING SPIROLOX®

With the leading tip of the lock in the 12 o'clock position, insert thumb thru the center of the lock and hook it under your thumbnail at the 10 o'clock position (roughly 1/2 to the left of the leading tip).

Install the leading tip into the 11 o'clock position of the groove. (If the wrist pin hole intersects the oil ring groove, lock installation is slightly more difficult as the lock will catch on the bottom ring land).

The leading edge of the lock should catch in the groove, allowing it to stay on its own. Continue by applying pressure with a counter-clockwise motion until it fully snaps into place.

The correct number of Spirolox MUST be installed in each piston or severe engine damage may occur. Do not over-stretch or re-use Spirolox. Do not install Spirolox in press-fit pin applications.



RING GAPS

As a piston moves down on the power stroke, combustion pressure accumulates in the land area of the piston (between the top ring and the 2nd ring.) This accumulation of pressure can cause the top ring to unseat from its sealing area at the bottom of the ring groove.

This is addressed by increasing the gap area of the 2nd ring. This affords a controlled release of the inter-land pressure, and keeps the top ring seated on its lower sealing surface for improved performance.

Ring Gap Table Instructions

- 1) Cylinder bore size must be in inches. If measuring millimeters, divide bore by 25.4.
- 2) Multiply your bore size by the x Bore column for your application.

Proper Ring Gap Measuring Procedure

- 1) Torque Plate should be attached to engine block or cylinder and torqued to specifications.
- 2) Cylinder bore should be free of taper.
- 3) Piston ring should be square in the bore 1 down from the deck.

Proper Ring Gap Filing

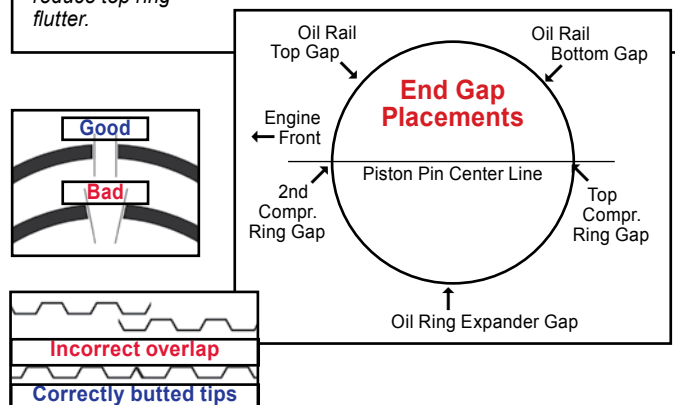
- 1) Ring gap should be filed using proper ring gap filing tool.
- 2) Ring gap should only be filed in an inward direction and square to the sides.

Use caution when grinding ring end gaps - A stone or cutter which is too coarse can remove material too quickly.

Min. Gap Per Inch of Bore

Application	Top Ring Bore x	2nd Ring Bore x	Oil Ring Rail Min. Gap
High-Perf. Street/drag.....	.0040	.0050	.015
Street-Moderate Turbo/Nitrous...	.0050	.0055	.015
Late Model Stock0050	.0053	.015
Circle Track/Drag Race0055	.0057	.015
Nitrous Race Only.....	.0070	.0073	.015
Blown Race Only0060	.0063	.015

NOTE: The chart above is a general end gaps guideline. Each ring should be fitted to the particular cylinder in which they are to be installed. The gap on the 2nd ring should always be larger than the top ring end gap, this will help reduce top ring flutter.



WHY PLATEAU FINISH?

Plateau honing is the popular name for the process that replicates the cylinder bore surface finish normally produced by the rings after they have worn down the surface peaks during break in .

This technique produces flat areas or plateaus (Rk) on the cylinder wall after finish honing by using a very fine grit stone or a PHT type brush tool to remove the peaks (Rpk) from the surface. This lowers the overall roughness average (Ra) while maintaining valley depth (Rvk) in the cross-hatch pattern of the cylinder wall. A high Rvk value is very desirable for oil retention qualities and will substantially reduce break in time and increase ring life.

Ra (Roughness Average) = Used to describe surface roughness as an average between the peaks and valleys that exist in a finish over a specified area, usually micro inches.

Rpk (Peaks) = Average peak height.

Rvk (Valleys) = Average valley depth.

Cross Hatch = The pattern of intersecting parallel lines left after finish honing operations are completed. The smaller the intersecting angle, the larger the area (Rk) between the hone marks.

Example of Plateau Finishing

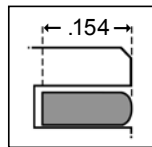
Original Bore Size	4.000	
Oversize	0.030	
Finish Size.....	4.030	Surface Finish μRa
Rough-to-size.....	4.0250	75-98
First Finish.....	4.0290	30-36
Second Finish	4.0295	20-25
Third Finish.....	4.0300	7-14

RING TERMINOLOGY

Axial Clearance: The distance between the ring axial height and the piston ring groove width.

Axial Height: The width (thickness) of the ring in the axial direction.

Back Clearance: Distance between the inside diameter of the ring and the back of the ring groove when the ring is flush with the ring land.



D-wall: A specification established by the Society of Automotive Engineers (S.A.E.) that dictates the radial width of a standard automotive piston ring using this formula: *Bore diameter divided by 22 = radial thickness* ($3.386 \text{ divided by } 22 = .154$)

End Gap: The end gap clearance when the ring is compressed to the bore diameter.

Gas Nitrided: A process used to harden the perimeter of a ring where nitrogen atoms penetrate the base material and form an extremely hard outer layer that provides excellent wear and scuff resistance.

A. Neutral Barrel: A term used to describe a piston ring that has no torsional bias or twist.

B. Positive Twist: An asymmetric change in the ring cross section that causes it to twist in an upward direction (toward the piston crown) aiding ring sealing of the top and bottom of the ring groove. Positive twist is used only on top compression rings.

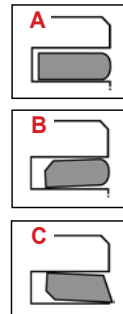
C. Reverse Twist: An asymmetric change in the ring cross section causing the ring to twist downward (toward the piston skirt) that enhances the second compression ring's oil scraping properties.

Radial Width: The ring width in the radial direction.

Ring Axial Sides: The top & bottom surfaces of the ring.

Ring Face: The section that contacts the cylinder wall.

Torsional Twist: The installed position of the ring due to a chamfered area on either ring side that helps the ring cross-seal.



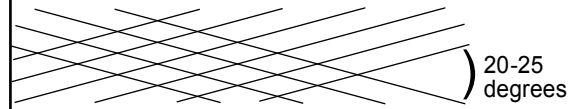


CROSS HATCH PATTERN

Maintaining the proper cross hatch angle is important for two reasons: **1) Oil retention on the cylinder wall. 2) The rate of ring rotation.**

Excessively shallow cross hatch angles can hinder or slow down the necessary ring rotation that allows dissipation of heat. It can also leave too much oil on the cylinder wall allowing the rings to skate over the surface leading to excess oil consumption. Too steep of a cross hatch angle may not provide adequate oil retention and can result in dry starts and premature ring wear. A steep pattern angle can also create excessive ring rotation that will accelerate ring and piston ring groove wear.

How to Measure Cross Hatch Angle



Surface Finish

Sunnen® CK® & CV®	Stoner Grit Size	Approx. µRa
EHU-412	150	47-52
EHN-512	220	40-48
JHU-525	220	30-36
JHU-623	280	20-25
JHU-818	400	7-14
C30-C03-81	600	3-5

SAE Specifications

Cast Iron / CK & CV 220 Grit	Moly-Filled 280 Grit	Moly-Filled 400 Grit
70 Grit to -.003	70 Grit to -.003	70 Grit to -.003
220 Grit to size	220 Grit to -.001	220 Grit to -.0015
	280 Grit to size	280 Grit to -.0005
		400 Grit to size

BORING & HONING INSTRUCTIONS

Adherence to proper boring and honing procedure is essential to overall ring performance. To ensure that the bore finish will retain an oil film, it is vital that the guidelines listed below are followed for cast iron bores.

- Install and torque main bearing caps
- Use torque plates. This simulates the distortion that occurs when the cylinder head is mounted to the block. (hint: After boring and honing, leave the torque plates in place and fit/gap the piston rings to their respective cylinders.)
- Allow for a minimum of .003 excess material for use as honing stock.
- Intermediate hone to within .0005 of finished size with #220-#280 grit stones. (With diamond stones use #280-#400 grit.)
- Finish hone with #400 grit stone or higher. (Use #600 grit diamond stone. If using hand operated equipment, set drill speed between 200-450 rpm.)
- Finish with an appropriate stone or tool to achieve desired plateau finish (see below).

OIL RAILS & RAIL SUPPORTS

Wiseco oil rail supports feature a special dimple to prevent rotation of the oil rail. This dimple should be positioned directly in line with the piston pin. Keep the rail support gap 90 degrees from the pin bore opening.

When installed in a horizontally opposed engine, rail gaps should be installed as shown to the right.

The rail tab must be installed below the oil ring expander with the tab facing toward the bottom of the ring groove extending into the split oil drain back hole.

Use caution to not install the rail tab into the piston pin oil hole. The gap should be situated to the top of the engine to block oil migration at the bottom of the cylinders.

Ring Sets containing Oil Rails with a tab all end with part #VF.

