


Police

Professional Warning
& Illumination



WHELEN[®]
TRUSTED TO PERFORM[™]

Table Of Contents

<i>Lightbars</i>	3-11
<i>Light Array</i>	12
<i>Dash & Deck</i>	13-15
<i>Lighthoods</i>	16-30
<i>Traffic Advisor™</i>	31
<i>Motorcycle Systems</i>	32
<i>Sirens & Speakers</i>	33-39
<i>Controls & Switches</i>	40
<i>Flashers</i>	41
<i>Portable Area Light</i>	42
<i>Lighting Certifications</i>	43
<i>Alphabetical Index</i>	43

Legacy[®] Series



SOLO[™]

FEATURES

- Single color Linear Super-LED[®]
- Advanced Thermal Design reduces the stress on LEDs during extended dwell time
- One piece UNI-DOME construction with a single sealing point assures lightbar integrity in all weather conditions
- Hard-coated lenses minimize environmental damage from sand, sun, salt, and road chemicals
- Plug & Play into Whelen WeCan[®] controllers
- Clear outer lenses standard (available with Smoked or color lenses)
- Optional photocell automatically dims the lightbar at night and still meets SAE Class 1 requirements in low power mode
- Optional Traffic Advisor[™] available in single or DUO[™] color
- Many options available; consult current price list or WeCad[™] build-a-bar software
- Five year warranty

SPECS

- 12 VDC
- SOLO Corner Amps - 1.26/peak and 0.50/avg per corner
- Meets SAE Class 1 and California Title XIII specifications
- Size: 1-5/8" (41mm) H x 11-5/16" (287mm) D

MODELS



Legacy WeCan, Single Color	
GS4****	43-1/4" (110cm), one color
GS8****	48" (123cm), one color
GS2****	53-3/4" (136cm), one color



Replace * symbol in model number with letter indicating color desired: A=Amber, B=Blue, R=Red, C=White

Additional models and options available, consult price list and/or WeCad software

DUO+[™]

FEATURES

- All warning lightheades are true DUO+, whether one color or two. Each segment can be operated independently or at the same time, without loss of intensity
- Advanced Thermal Design reduces the stress on LEDs during extended dwell time
- One piece UNI-DOME construction with a single sealing point assures lightbar integrity in all weather conditions
- Hard-coated lenses minimize environmental damage from sand, sun, salt, and road chemicals
- Photocell is optional
- Plug & Play into Whelen WeCan controllers
- Clear outer lenses standard (available with Smoked lenses)
- Optional Traffic Advisor available in single or DUO color
- Many options available; consult current price list or WeCad build-a-bar software
- Five year warranty

SPECS

- 12 VDC
- DUO Corner Amps (each color) - 3/peak and 1.8/avg per corner
- Meets SAE Class 1 and California Title XIII specifications
- Size: 1-5/8" (41mm) H x 11-5/16" (287mm) D

MODELS




Legacy WeCan, DUO+ Color	
GB4****	43-1/4" (110cm), one color
GB4####	43-1/4" (110cm), two color
GB8****	48" (123cm), one color
GB8####	48" (123cm), two color
GB2****	53-3/4" (136cm), one color
GB2####	53-3/4" (136cm), two color



Replace * symbol in model number with letter indicating color desired: A=Amber, B=Blue, R=Red, C=White
 Replace # in model number with interleaved color desired D=Red/White, E=Blue/White, F=Amber/White, J=Red/Blue, K=Red/Amber, M=Blue/Amber

Liberty™ II Series



SOLO™ - Single color
DUO+™ - Single color or two color interleaved

FEATURES

- SOLO models available in Low Current or WeCan®, DUO+ models available in WeCan
- **NEW** Increase clarity with Whelen's all-new, patent pending Proclera™ Silicone Optics (available in take-down lights)
- Advanced Thermal Design reduces the stress on LEDs during extended dwell time
- Aluminum top repels hail and other environmental damages
- Center dividers with Liquid Injection Molded seals protect internal components from water intrusion
- One piece UNI-DOME construction with a single sealing point assures lightbar integrity in all weather conditions
- Hard-coated lenses minimize environmental damage from sand, sun, salt, and road chemicals
- Plug & Play into Whelen or vehicle manufactured controllers (WeCan only)
- Available with standard or low profile mounting feet
- Available with Clear, Smoked, or color lenses
- Optional photocell automatically dims the lightbar at night and still meets SAE Class 1 requirements in low power mode
- Many options available; consult current price list or WeCad™ build-a-bar software
- Five year warranty

SPECS

- 12 VDC
- SOLO Corner Amps - 2/peak and 0.80/avg per corner
- DUO+ Corner Amps (each color) - 3/peak 1.2/avg per corner
- **Meets SAE Class 1 and California Title XIII specifications**
- Size: 2-1/2" (64mm) H x 11-5/16" (287mm) D

MODELS



Liberty II SOLO Low Current, Single Color	
IX4****	44" (110cm) Single Color, Red, Blue, Amber or White
IX8****	48" (123cm) Single Color, Red, Blue, Amber or White
IX2****	54" (136cm) Single Color, Red, Blue, Amber or White
Liberty II SOLO WeCan, Single Color	
IW4****	44" (110cm) Single Color, Red, Blue, Amber or White
IW8****	48" (123cm) Single Color, Red, Blue, Amber or White
IW2****	54" (136cm) Single Color, Red, Blue, Amber or White



Liberty II DUO+ WeCan, Single Color	
IB4****	44" (110cm) Single Color, Red, Blue, Amber or White
IB8****	48" (123cm) Single Color, Red, Blue, Amber or White
IB2****	54" (136cm) Single Color, Red, Blue, Amber or White
Liberty II DUO+ WeCan, DUO+ color	
IB4####	44" (110cm) DUO+ Color, Red, Blue, Amber or White
IB8####	48" (123cm) DUO+ Color, Red, Blue, Amber or White
IB2####	54" (136cm) DUO+ Color, Red, Blue, Amber or White



Replace * symbol in model number with letter indicating color desired: A=Amber, B=Blue, R=Red, C=White
 Replace # in model number with interleaved color desired D=Red/White, E=Blue/White, F=Amber/White, J=Red/Blue, K=Red/Amber, M=Blue/Amber

Liberty™ II TRIO™ Series

PROCLERA™
SILICONE OPTICS



TRIO™ - Three color interleaved

FEATURES

- Available in preconfigured combinations
- **NEW** Increase clarity with Whelen's all-new, patent pending Proclera™ Silicone Optics (available in take-down lights)
- Includes four corner TRIO Modules, alley lights, and Clear lenses
- 44" and 48" lightbar features 10 inboard modules and two 3-LED take-down lights
- 54" Lightbar features 14 inboard modules and two 3-LED take-down lights
- Advanced Thermal Design reduces the stress on LEDs during extended dwell time
- Aluminum top repels hail and other environmental damages
- Center dividers with Liquid Injection Molded seals protect internal components from water intrusion
- One piece UNI-DOME construction with a single sealing point assures lightbar integrity in all weather conditions
- Hard-coated lenses minimize environmental damage from sand, sun, salt, and road chemicals
- Plug & Play into Whelen WeCan® controllers
- Available with standard or low profile mounting feet
- Available with Clear or Smoked lenses
- Optional Photocell automatically dims the lightbar at night and still meets SAE Class 1 requirements in low power mode
- Five year warranty

SPECS

- 12 VDC
- TRIO Corner Amps (each color) - 1.5/peak and 0.60/avg per corner
- **Meets SAE Class 1 and California Title XIII specifications**
- Size: 2-1/2" (64mm) H x 11-5/16" (287mm) D

MODELS



Liberty II TRI01 Red/Blue with White Illumination	
I341	44" (110cm)
I381	48" (123cm)
I321	54" (136cm)



Liberty II TRI04 Red/Blue with Amber Traffic Advisor and Green Command Corners and White Illumination Front Inboard	
I344	44" (110cm)
I384	48" (123cm)
I324	54" (136cm)



Liberty II TRI02 Red/Blue with Amber Traffic Advisor™ and White Illumination	
I342	44" (110cm)
I382	48" (123cm)
I322	54" (136cm)



Liberty II TRI05 Red/Blue with White Illumination to the Front and Rear Corners and Red/Blue/Amber Rear Inboards	
I345	44" (110cm)
I385	48" (123cm)
I325	54" (136cm)



Liberty II TRI03 Red/Blue with Green Command Corners and White Illumination Inboard	
I343	44" (110cm)
I383	48" (123cm)
I323	54" (136cm)



Liberty II TRI06 Red/Blue with Green Command Corners and White Illumination Front Inboards and Red/Blue/Amber Rear Inboards	
I346	44" (110cm)
I386	48" (123cm)
I326	54" (136cm)



Freedom[®] IV DYAD[™] Series



DYAD - Two Level

FEATURES

- Linear Super-LED technology
- WeCan[®] DYAD two level technology (single or two color) allows for individual control of each level of each lighthouse
- Low Current DYAD two level technology (single color) allows for individual control of each lighthouse segment (2x2)
- Add up to 16 optional Linear Super-LED directional modules
- Advanced Thermal Design reduces the stress on LEDs during extended dwell time
- Aluminum top repels hail and other environmental damages
- Center dividers with Liquid Injection Molded seals protect internal components from water infiltration
- One piece UNI-DOME construction with a single sealing point assures lightbar integrity in all weather conditions
- 100% solid-state electronics
- Available with Clear or Smoked lenses
- Hard-coated lenses minimize environmental damage from sand, sun, salt, and road chemicals
- Plug & Play into Whelen or vehicle manufactured controllers (WeCan[®] only)
- 17' passenger side cable
- Optional photocell automatically dims the lightbar at night and still meets SAE Class 1 requirements in low power mode
- Many options available; consult current price list or WeCad[™] build-a-bar software
- Five year warranty

SPECS

- 12 VDC
- Amps - 1.68/peak and 0.67/avg per corner
- Meets SAE Class 1 and California Title XIII specifications
- Size: 3-3/4" (95mm) H x 12-1/2" (318mm) D

MODELS

Freedom IV DYAD, Low Current	
F4X4****	44-1/2" (113cm)
F4X8****	49-1/4" (125cm)
F4X2****	55" (140cm)
F4X0****	60" (152cm)
F4X7****	72" (183cm)

Freedom IV DYAD, WeCan	
F4W4****	44-1/2" (113cm)
F4W8****	49-1/4" (125cm)
F4W2****	55" (140cm)
F4W0****	60" (152cm)
F4W7****	72" (183cm)



Replace * symbol in model number with letter indicating color desired:
 A=Amber, B=Blue, R=Red, C= White

Justice® WeCan® Series



FEATURES

- Available with 9 or 6 diode Linear-LED® corners
- Individual control of each lighthouse
- Plug & Play into Whelen WeCan or vehicle manufactured controllers
- Extruded aluminum platform and Black polycarbonate base for added strength
- Hard-coated lenses minimize environmental damage from sand, sun, salt, and road chemicals
- Easily upgraded or serviced in the field
- 15' passenger side exit cable
- Available with Clear, Smoked, or color lenses
- Many options available, consult price list and/or WeCad™ build-a-bar software
- Five year warranty

SPECS

- 12 VDC
- 9 diode Linear-LED® Corner Amps, 1.5/peak and 0.6/avg per corner
- 6 diode Linear-LED Corner Amps, 1/peak and 0.4/avg per corner
- Meets SAE Class 1 and California Title XIII specifications
- Size: 2-1/4 (57mm) H x 12" (304mm) D

MODELS

Justice WeCan, 9 diode Linear-LED Corners	
JV4****	44" (112cm)
JV8****	50-1/8" (132cm)
JV2****	56-1/4" (152cm)
JV0****	62-3/8" (158cm)

Justice WeCan, 6 diode Linear-LED Corners	
JY4****	44" (112cm)
JY8****	50-1/8" (132cm)
JY2****	56-1/4" (152cm)
JY0****	62-3/8" (158cm)



Replace * symbol in model number with letter indicating color desired:
A=Amber, B=Blue, R=Red, C= White

NEW Inner Edge® FST Series



- SOLO™** - Single color
- DUO™** - Two color interleaved
- TRIO™** - Three color interleaved

MODELS

Ford			
Fusion, 2013-2017	Police Interceptor Sedan, 2013-2017	Police Interceptor Utility, 2013-2017	F-150, 2015-2017, F-250/F-350, 2017
SOLO™ - Low Current			
Five lamp, upper front passenger side unit only, with one LED flashing/take-down			
ISFL434	ISFL385	ISFL345	ISFL475
Six lamp, upper front passenger side unit only (no take-down)			
ISFL435	ISFL386	ISFL346	ISFL476
Ten lamp, upper front two piece unit, individual driver and passenger side units, with two LED flashing/take-downs			
ISFL438	ISFL38Z	ISFL34Z	ISFL47Z
Twelve lamp, upper front two piece unit, individual driver and passenger side units (no take-downs)			
ISFL43Z	ISFL38X	ISFL34X	ISFL47X
● ● ● ○			
SOLO, DUO™, or TRIO™ - WeCan®			
Five lamps, upper front passenger side unit only			
ISFW434	ISFW385	ISFW345	ISFW475
Six lamps, upper front passenger side unit only			
ISFW435	ISFW386	ISFW346	ISFW476
Ten lamps, upper front passenger side unit only			
ISFW438	ISFW38Z	ISFW34Z	ISFW47Z
Twelve lamps, upper front passenger side unit only			
ISFW43Z	ISFW38X	ISFW34X	ISFW47X



FEATURES

- Mounts to visor anchor points
- Available as passenger side only or driver and passenger side
- 38 Scan-Lock™ flash patterns
- Low Current models are available with SOLO™ light modules
- WeCan® models are fully programmable, providing individual control of each color, and are available with SOLO, DUO™, or TRIO™ interleaved light modules
- **NEW** Increase clarity with Whelen's all-new, patent pending Proclera™ Silicone Optics
- **NEW** Now available with Broadband Blue™. Broadband Blue delivers a higher intensity, creates a larger optical image, and produces a more consistent color
- Vehicle specific housing minimizes flashback to vehicle passengers
- 17' cable included
- Ships fully assembled
- 12 VDC
- Meets SAE Class 1 and California Title XIII specifications
- Five year warranty

Chevrolet		Dodge		
Suburban/ Tahoe, 2015-2017, Silverado 1500/2500/ 3500, 2014-2017		Charger 2011-2017	Dodge Ram, 2011-2017	Dodge Durango, 2013-2017
SOLO - Low Current				
Five lamp, upper front passenger side unit only, with one LED flashing/take-down				
ISFL455	ISFL355	ISFL425	ISFL445	
Six lamp, upper front passenger side unit only (no take-down)				
ISFL456	ISFL356	ISFL426	ISFL446	
Ten lamp, upper front two piece unit, individual driver and passenger side units, with two LED flashing/take-downs				
ISFL45Z	ISFL35Z	ISFL42Z	ISFL44Z	
Twelve lamp, upper front two piece unit, individual driver and passenger side units (no take-downs)				
ISFL45X	ISFL35X	ISFL42X	ISFL44X	
● ● ● ● ●				
SOLO, DUO, or TRIO - WeCan				
Five lamps, upper front passenger side unit only				
ISFW455	ISFW355	ISFW425	ISFW445	
Six lamps, upper front passenger side unit only				
ISFW456	ISFW356	ISFW426	ISFW446	
Ten lamps, upper front passenger side unit only				
ISFW45Z	ISFW35Z	ISFW42Z	ISFW44Z	
Twelve lamps, upper front passenger side unit only				
ISFW45X	ISFW35X	ISFW42X	ISFW44X	



NEW Inner Edge® RST Series



- SOLO™ - Single color**
- DUO™ - Two color interleaved**
- TRIO™ - Three color interleaved**

FEATURES

- **NEW** Increase clarity with Whelen's all-new, patent pending Proclera™ Silicone Optics
- **NEW** Now available with Broadband Blue™. Broadband Blue delivers a higher intensity, creates a larger optical image, and produces a more consistent color
- Extra low profile, fully featured interior lightbars designed to blend with vehicles existing interior
- Available with SOLO, DUO, or TRIO interleaved light modules
- Traffic Advisor™ models with two end flashers
- 70 Scan-Lock™ flash patterns
- Now available in fully programmable WeCan® models, providing individual control of each color of each lighthouse
- Drop-in lighthouse tray is universal, allowing for easy serviceability
- Vehicle specific housing minimizes flashback to vehicle passengers
- **Meets SAE Class 1 and California Title XIII specifications**
- Hard-coated lenses minimize UV damage and resist scratches
- 17' cable included
- Five year warranty

Trays	
ITRAYL8	8 Lamp Tray for SOLO lighthoods
ITRAYL10	10 Lamp Tray for SOLO lighthoods
ITRAYL12	12 Lamp Tray for SOLO lighthoods
WeCan Trays	
ITRAYW8	8 Lamp Tray for SOLO, DUO, or TRIO lighthoods
ITRAYW10	10 Lamp Tray for SOLO, DUO, or TRIO lighthoods
ITRAYW12	12 Lamp Tray for SOLO, DUO, or TRIO lighthoods

Lighthoods	
ISS*	One SOLO lighthouse, Red, Blue, Amber, or White
ISD#	One DUO lighthouse, Red, Blue, Amber, and/or White
ISTRBA	One TRIO lighthouse, Red/Blue/Amber
ISTRCA	One TRIO lighthouse, Red/White/Amber
ISTBCA	One TRIO lighthouse, Blue/White/Amber
ISTRBC	One TRIO lighthouse, Red/Blue/White



Replace * symbol in model number with letter indicating color desired:
 A=Amber, B=Blue, R=Red, C=White
 Replace # in model number with interleaved color desired
 D=Red/White, E=Blue/White, F=Amber/White, J=Red/Blue, K=Red/Amber, M=Blue/Amber

MODELS

Vehicle Specific Housing and Mounts	
IS458	Chevy Tahoe/Suburban, 2015-2017, upper rear housing for eight or ten modules
IS358	Dodge Charger, 2011-2017, lower rear housing for eight or ten modules
IS35Z	Dodge Charger, 2011-2017, lower rear housing for twelve modules
IS348	Ford Police Interceptor Utility, 2013-2017, upper rear housing for eight or ten modules
IS388	Ford Police Interceptor Sedan, 2013-2017, lower rear housing for eight or ten modules
IS38Z	Ford Police Interceptor Sedan, 2013-2017, lower rear housing for twelve modules

Outer Edge® Series



FEATURES

- Lighthoods are fully encapsulated for moisture, vibration, and corrosion resistance
- Hard-coated lenses resist environmental damage from sand, sun, salt, and road chemicals
- WeCan models require a remote flasher, GenCom Carbide™, CanTrol®, or REMOTE16 module, purchased separately (no WeCan control point supplied)
- Meets SAE Class 1 and California Title XIII specifications
- Five year warranty

Rear Facing

- Two independent powder Black powder coated housings mount easily to the rear spoiler
- Each housing supports three ION™ lighthoods in SOLO™, DUO™, or TRIO™ colors
- Low Current models are available with SOLO lighthoods and feature Traffic Advisor™ patterns

Rear Pillar

- Vehicle specific vacuum formed ABS housings conform to vehicle back pillars
- All-new vacuum formed housings provide easy serviceability and conform to vehicle back pillars
- Housings mount with 3M® VHB tape, included

MODELS

Model	Series	ION Lighthouse	Patterns	Vehicle	VDC	
OELS34	Rear Facing Low Current	SOLO	25 Scan-Lock™	Ford Police Interceptor Utility 2013-2017	12	
OEWS34	Rear Facing WeCan Capable					
OEWD34						DUO
OEWT34		TRIO				
RPLS34	Rear Pillar Low Current	SOLO				Chevy Tahoe 2016-2017
RPWS34	Rear Pillar WeCan Capable					
RPWD34		DUO				
RPWT34		TRIO				
OELS45	Rear Facing Low Current	SOLO				
OEWS45	Rear Facing WeCan Capable					
OEWD45		DUO				
OEWT45		TRIO				
RPLS45	Rear Pillar Low Current	SOLO				
RPWS45	Rear Pillar WeCan Capable					
RPWD45		DUO				
RPWT45		TRIO				

Model	ION Lighthouse	Color
OEION*	SOLO	Amber, Blue, Red, or White
OEI2#	DUO	Amber, Blue, Red and/or White
OEI3RBA	TRIO	Red/Blue/Amber
OEI3RCA		Red/White/Amber
OEI3BCA		Blue/White/Amber
OEI3RBC		Red/Blue/White

For Smoked Lenses, add an "X" to the end of the lighthouse model number. (Example OEIONRX)

Replace * symbol in model number with letter indicating color desired: A=Amber, B=Blue, R=Red, C=White



Note: All Outer Edge orders require a corresponding Outer Edge worksheet which can be provided by your sales representative or local distributor

Tracer™ Series

- Available in SOLO™ (single color) DUO™ (two color interleaved), or TRIO™ (three color interleaved) modules
- Lightheades are daisy-chained together in lengths from 1 to 6 modules using the provided extrusion
- DUO and TRIO models feature steady override, such as White steady-burn
- DUO and TRIO models can be synced to other Whelen sync products
- **NEW** Traffic-Advisor™ included in 4-6 lamp versions
- **NEW** Encapsulated, water resistant control module for exterior or interior installation features two additional inputs for Traffic-Advisor functions
- Cruise light control includes seven adjustable intensity levels
- Custom light configuration choices are achieved via the mode control wire
- Hard-coated lenses resist environmental damage from sand, sun, salt, and road chemicals
- Easily serviceable clamshell design
- IP67 rated for dust and water resistance
- Five year warranty

Model	Housing	Technology	Mount	VDC	Amps	Patterns	Cable	Certs	Size
SOLO									
TCRHS1	1 Lamp	Linear Super-LED®	Slide bolt with vehicle specific brackets or universal "L" brackets	12	0.5 amps peak per module	30 Scan-Lock™	15' with encapsulated in-line driver	SAE Class 1	3/4" (19mm) H x 12-1/2" (318mm) W x 1-3/4" (44mm) D
TCRHS2	2 Lamp								
TCRHS3	3 Lamp								
TCRHS4	4 Lamp								
TCRHS5	5 Lamp								
TCRHS6	6 Lamp								
TCRL*	Amber, Blue, Red, or White SOLO lighthead								
DUO									
TCRHD1	1 Lamp	Linear Super-LED	Slide bolt with vehicle specific brackets or universal "L" brackets	12	0.5 amps peak per module	30 Scan-Lock	15' with encapsulated in-line driver	SAE Class 1	3/4" (19mm) H x 12-1/2" (318mm) W x 1-3/4" (44mm) D
TCRHD2	2 Lamp								
TCRHD3	3 Lamp								
TCRHD4	4 Lamp								
TCRHD5	5 Lamp								
TCRHD6	6 Lamp								
TCRL**	Amber, Blue, Red, and/or White DUO lighthead								
TRIO									
TCRHT1	1 Lamp	Linear Super-LED	Slide bolt with vehicle specific brackets or universal "L" brackets	12	0.5 amps peak per module	30 Scan-Lock	15' with encapsulated in-line driver	SAE Class 1	3/4" (19mm) H x 12-1/2" (318mm) W x 1-3/4" (44mm) D
TCRHT2	2 Lamp								
TCRHT3	3 Lamp								
TCRHT4	4 Lamp								
TCRHT5	5 Lamp								
TCRHT6	6 Lamp								
TCRLRBC	Red/Blue/White TRIO lighthead								
TCRLRBA	NEW Red/Blue/Amber TRIO lighthead								

Replace symbol * in model number with letter indicating color desired: A = Amber, B = Blue, R = Red, C = White



Mounting	Note: All SUV and pickup trucks must have factory running boards
TCRB38	Ford Police Interceptor Sedan, 2013-2017, mounting kit for 5 lamp housing
TCRB34	Ford Police Interceptor Utility, 2013-2017, running board mounting kit for 5 lamp housing
TCRB35	Dodge Charger, 2015-2017, mounting kit for 5 lamp housing
TCRB44	Dodge Durango, 2015-2017, running board mounting kit for 5 lamp housing
TCRB42	Dodge Ram 1500 Crew Cab, 2015-2017, running board mounting kit for 6 lamp housing
TCRB45	Chevy Tahoe, 2009-2017, running board mounting kit for 5 lamp housing
TCRB45A	Chevy Silverado 1500 Crew Cab, 2015-2017, running board mounting kit for 6 lamp housing
TCRB47	NEW Ford F-150 SuperCrew, 2015-2017, and Ford F-250/F-350 Crew Cab, 2017, running board mounting kit for 6 lamp housing
TCRB39	Ford F-250/F-350 Crew Cab, 2015-2016, running board mounting kit for 6 lamp housing
TCRLBKT	1 "L" bracket and hardware, order 1 more bracket than the number of lamps
TCRLBKT1	NEW Single mounting bracket and hardware for front or rear mounting under a lightbar. See current price list for details
TCRLBKT2	NEW Dual mounting bracket and hardware for front or rear mounting under a lightbar. See current price list for details

NEW Avenger™ II Series

- SAE Class 1 Certified
- Newly designed combination Linear/TIR optics provide high intensity warning and illumination and a smaller profile maximizes space for optimal versatility
- Available in SOLO™ (single color), DUO™ (two color interleaved or TRIO™ (three color interleaved) modules
- Hard-coated lenses minimize UV damage and resist scratches
- Black polycarbonate housing
- Mounts via swivel/bail bracket with three suction cups
- Models include 10' cord with cigar plug with On/Off switch and pattern selection switch
- Five year warranty



Model	Series	Lamp	Colors	Override	VDC	Patterns	Size (with shroud)
AVC11*	SOLO	Single	Amber, Blue, Red, or White	N/A	12	26	Single unit: 1-3/4" (44mm) H x 6-1/2" (165mm) W x 4-1/2" (144mm) D Dual unit: 1-3/4" (44mm) H x 10-1/4" (260mm) W x 4-1/2" (144mm) D Height with adjustable mounting bracket for all models: 1-3/5" (41mm) to 1-9/10" (74mm)
AVC21**		Dual	Amber, Blue, Red, or White			55	
AVC12#	DUO	Single	Red/White, Blue/White, Amber/White, Blue/Red, or Blue/Amber			26	
AVC22DD		Dual	Two Red/White			55	
AVC22DE			One Red/White, One Blue/White				
AVC22EE			Two Blue/White				
AVC22FF			Two Amber/White				
AVC22JJ			Two Red/Blue				
AVC22MM			Two Blue/Amber				
AVC13RBC			TRIO				
AVC13RBA	Red/Blue/Amber			Amber			
AVC13RAC	Red/Amber/White	White					
AVC13BAC	Blue/Amber/White	White					
AVC23RBC	Dual	Red/Blue/White		White	55		
AVC23RBA		Red/Blue/Amber		Amber			
AVC23RAC		Red/Amber/White		White			
AVC23BAC		Blue/Amber/White		White			

Replace *in model number with letter indicating color desired: A=Amber; R=Red; B=Blue; C=White;
 Replace # in model number with DUO colors desired: D=Red/White; E=Blue/White; F=Amber/White; J=Red/Blue; M=Blue/Amber



Model	Option Description
AVBKT1	Low profile mounting (headliner) bracket for single Avenger II Series only
AVBKT2	Low profile mounting (headliner) bracket for dual Avenger II Series only
AVBKT3S	Visor mounting bracket for single Avenger II Series only
AVBKT3D	Visor mounting bracket for dual Avenger II Series only
AVBKT4	Adjustable height bracket kit, for all Avenger IIs
AVBKT5S	Headliner mounting bracket, adjustable, for single Avenger II Series only
AVBKT5D	Headliner mounting bracket, adjustable, for dual Avenger II Series only


SpitFire™ Series

- SAE Class 1 Certified
- ION™ Super-LED® interior dash and deck light
- Fully encapsulated for moisture, vibration, and corrosion resistance
- Hard-coated lenses minimize UV damage and resist scratches
- Includes universal bracket, windshield suction cup mount
- Includes integral hood and 10' cord with cigar plug, On/Off switch with LED "On" indicator, and Scan-Lock™ pattern control switch
- Five year warranty



Model	Technology	Amps	VDC	Patterns	Size
SFION*	Super-LED	0.46/avg 1/peak	12	25 Scan-Lock single color	1-5/8" (41mm) H x 5-1/8" (130mm) W x 3-3/8" (86mm) D
SFION#				69 Scan-Lock split color	

Replace * symbol in model number with letter indicating color desired: A=Amber, B=Blue, R=Red, C=White, G=Green
 Replace # in model number with split color desired: D=Red/White, E=Blue/White, J=Red/Blue



FlatLighter™ Series

- Visor mount interior light
- Includes Velcro mounting straps
- Includes 8' straight cord with cigar plug
- Hard-coated lenses minimize UV damage and resist scratches
- Available in Amber, Blue, Red, and White
- Five year warranty



Model	Technology	Amps	VDC	Patterns	Size
FLLED**	LED	0.8	12	21 Scan-Lock	4-1/2" (114mm) H x 13" (330mm) W x 1-1/4" (32mm) D

Replace * symbol in model number with letter indicating color desired: A=Amber, B=Blue, R=Red, C=White



Model	Option Description
43LENS	400 Series color lens, customer installed

Dominator™ & Dominator Plus™ Series

- SAE Class 1 Certified
- Low profile surface mount housing designed for interior or exterior use
- Choice of TIR3™ or LINZ6™ modules
- Fully encapsulated for moisture, vibration, and corrosion resistance
- Internal self-contained electronics
- Hard-coated lenses minimize environmental damage from sand, sun, salt, and road chemicals
- Slide bolt mount
- Extruded aluminum Black powder coated housing
- Eight module units are available with end flashers
- 12 VDC
- Five year warranty



Model	Series	Technology	Lamps	Amps	Patterns	Mounting	Size	Length		
DP2**	Dominator Plus	LINZ6 Super-LED	2	0.30/avg 0.75/peak per lamp	7 Scan-Lock™	Slide bolt	1-3/16" (35mm) H x 2-3/16" (55mm) D	7" (178mm)		
DP4****			4		10 Scan-Lock			14" (356mm)		
DP6*****			6					21" (533mm)		
DP8§§§§0			8		28" (711mm)					
D2**	Dominator	TIR3 Super-LED	2	0.16/avg 0.4/peak per lamp	7 Scan-Lock			Slide bolt	1-3/16" (35mm) H x 2-3/16" (55mm) D	7" (178mm)
D4****			4		10 Scan-Lock					14" (356mm)
D6*****			6							21" (533mm)
D8§§§§0			8		28" (711mm)					

Replace * symbol in model number with letter indicating color desired: A=Amber, B=Blue, R=Red, C=White
 Replace § symbol with number of color lighthoods required. Order of colors are Red, Blue, Amber and White



Model	Option Description
DBKT3	Swivel mount bracket kit for D2, D4, DP2, DP4 Series only, customer installed
DBKT4	"L" angle mounting bracket kit, customer installed
DBKT5	Upper rear window bracket for Chevy Tahoe, 2008-2016 and Ford Police Interceptor Utility, 2013-2017

Vertex™ Series

- Self-contained light with in-line lamp driver
- Designed to mount in composite style headlight or taillight, or surface mount to exterior surfaces with flange mount option
- VHB models for factory prepped Ford Interceptor Sedans and SUVs
- Fully encapsulated for moisture, vibration, and corrosion resistance
- Hard-coated lenses minimize environmental damage from sand, sun, salt, and road chemicals
- Synchronize to other Whelen sync products
- Clear outer lens, color LEDs
- Go undercover with Smoked lenses
- Five year warranty



Smoked lens shown unlit with Black flange



VTX609B



VTXD609C with side reflector



VTX3609R

Model	Optics	Technology	Mount	Color	Lens	VDC	FPM	Amps	Cable	Size
VTX609*	Omni-directional	Super-LED®	1" Hole recess or Surface <small>(Mounting Purchased separately)</small>	R, B, A, W	Clear	12	25 Scan-Lock™	.750/peak .30/avg	9'	1" (26mm) H x 1-5/8" (41mm) Dia.
XTX609*					Smoked					
VTX609#				Split R, B, A, and/or W	Clear					
XTX609#					Smoked					
VTXD609*	Directional/side emitting shield			R, B, A, W	Clear					
XTXD609*					Smoked					
VTXD609#				Split R, B, A, and/or W	Clear					
XTXD609#					Smoked					
VTX3609*	360° side emitter		1" Hole recess	R, B, A, W	Clear					
VTX3609#										
VHB609*	Omni-directional		Surface	R, B, A, W						
VHB609#										

Replace * symbol in model number with letter indicating color desired: A=Amber, B=Blue, C=White, R=Red
 Replace # in model number with letter indicating split color desired: D=Red/White, E=Blue/White, F=Amber/White, J=Red/Blue



Model	Option Description
VTXFC	Chrome plated flange
VTXFB	Black flange

Micron™ Series

- Stud mount Micron allows for easy and simple surface mount installation
- Fully encapsulated for moisture, vibration, and corrosion resistance
- Hard-coated lenses minimize environmental damage from sand, sun, salt, and road chemicals
- Synchronize to other Whelen sync products
- Go undercover with SAE Class 1 Certified Smoked lenses
- Five year warranty



Model	Technology	Mount	Color	Lens	Flange	VDC	Amps	Patterns	Cable	Certs	Size	
MCRNS*	Linear Super-LED®	Surface	A, B, R, W	Clear	Black	12	0.6/peak 0.24/avg	25 Scan-Lock	6" Pigtail	B, C, D	7/8" (23mm) H x 4" (102mm) W x 7/8" (23mm) D	
MCRNSC*					Chrome							
MCRNS#			Black									
MCRNSC#			Chrome									
MCRNS*X			A, B, R, W		Smoked							Black
MCRNS#X			W/R, B/R, A/R									
MCRNT*		Stud	A, B, R, W,	Clear	-							
MCRNT#			W/R, B/R, A/R									
MCRNT*X			A, B, R, W	Smoked								
MCRNT#X			W/R, B/R, A/R									

Replace * symbol in model number with letter indicating color desired: A=Amber, B=Blue, C=White, R=Red
 Replace # in model number with letter indicating split color desired: D=Red/White, J=Red/Blue, K=Amber/Red



Model	Option Description
MCRNB1	Black angle "L" mounting bracket
MCRNB2	License plate bracket for 2 lights

ION™ T-Series™ & **NEW Mini T-Series**

- Linear Super-LED® optics
- Hard-coated lenses minimize environmental damage from sand, sun, salt, and road chemicals
- Synchronize to other Whelen sync products
- Rated IP67 for dust and water resistance
- Easily surface mounts with two screws
- Includes Black flange
- Five year warranty

ION T-Series

- **SAE Class 1 Certified**
- Available in SOLO™ or DUO™ models
- DUO models feature independent control of color one and color two
- SOLO models available in single or split colors
- Available with SAE Class 1 Certified Smoked lenses

ION Mini T-Series

- **SAE Class 1 Certified (single color only)**
- Available in single or split colors



Model	Series	Optics	Technology	Mount	Color	Lens	VDC	Amps	Patterns	Cable	Size
TLI*	T-Series	SOLO	Linear Super-LED®	Surface	A, B, R, W	Clear	12	0.6/peak 0.24/avg	25 Scan-Lock™	4 Wire 6" Pigtail	1-1/2" (38mm) H x 5" (127mm) W x 1/2" (13mm) D
TLI*X						Smoked					
TLI#					R/W, B/W, A/W, R/B, A/B	Clear					
TLI#X						Smoked					
TLI2#					DUO	Clear					
TLI2X#						Smoked					
TLMI*	Mini T-Series	SOLO	Linear Super-LED®	Surface	A, B, R, W	Clear	12	0.4/peak 0.16/avg	25 Scan-Lock	4 Wire 6" Pigtail	1-1/2" (38mm) H x 3-3/8" (85mm) W x 1/2" (13mm) D
TLMI#					R/W, B/W, A/W, R/B, A/B						

Replace * symbol in model number with letter indicating color desired: A=Amber, B=Blue, C=White, R=Red
 Replace # in model number with letter indicating split or DUO color desired: D=Red/White, E=Blue/White, F=Amber/White,
 J=Red/Blue, M=Amber/Blue



Model	Option Description
TIONFC	Chrome plated flange
TIONBKT1	"L" mounting bracket
TIONBKT2	License plate bracket for 2 lights

Model	Option Description
TIONBKT3	"L" mounting bracket for 2 lights
TIONBKT4	Universal over/under "L" bracket for 2 lights
TIONMFC	NEW Mini T-Series Chrome flange

ION™ & WION Series

- ION models feature TIR directional optics
- WION models feature wide-angle optics
- Available in single or split colors
- Includes steady-burn, alternating, and simultaneous patterns
- Hard-coated lenses minimize environmental damage from sand, sun, salt, and road chemicals
- Synchronize to other Whelen sync products
- Go undercover with SAE Class 1 Certified Smoked lenses
- 12 VDC
- Five year warranty



Smoked lens shown unlit with Black flange



WIONSMR



IONB

Model	Optics	Technology	Mount	Color	Lens	Housing	Amps	Patterns	Cable	Certs	Size		
ION*	Directional	Super-LED®	Universal	A,B, R, W	Clear	Black	1/peak 0.40/avg	25 Scan- Lock™	6" Pigtail	B,C,D (A/B/R)	1" (25mm) H x 4" (101mm) W x 1-1/4" (32mm) D		
XON*					Smoked								
ION#				R/W, R/B, B/A	Clear							C,D (W)	
XON#					Smoked								
WION*	Wide-angle			A,B, R, W	Clear							B,C,D (A/R) B,C,D (B)	
WXON*					Smoked								
WION#				R/W, R/B, B/A	Clear								
WXON#					Smoked								
IONSM*	Directional		Surface, includes flange	A,B, R, W	Clear					B,C,D (A/B/R)		1-11/16" (43mm) H x 6" (150mm) W x 1-1/8" (28mm) D	
XONSM*					Smoked								
IONSM#				R/W, R/B, B/A	Clear								C,D (W)
XONSM#					Smoked								
WIONSM*	Wide-angle	A,B, R, W		Clear	B,C,D (A/R) B,C,D (B) C,D (W)								
WXONSM*				Smoked									
WIONSM#		R/W, R/B, B/A		Clear									
WXONSM#				Smoked									

Replace * symbol in model number with letter indicating color desired: A=Amber, B=Blue, R=Red, C=White
 Replace # in model number with letter indicating split color desired: D=Red/White, J=Red/Blue, M=Blue/Amber



Model	Option Description
IONK1B	Swivel mount bracket, Black
IONGROM	Grommet mount kit
IONPEDB	Black pedestal mount
IONBKT1	License plate bracket for 2 lights

Model	Option Description
IONBKT2	Rear hatch bracket, 2013-2017 Ford Police Interceptor Utility for 6 lights
IONBKT4	Rear hatch bracket, 2013-2017 Ford Police Interceptor Utility for 2 lights
IONBKT5	Universal mount, reversed, remove screws without removing light
IONBKT6	Rear hatch bracket, 2015-2017 Chevy Tahoe for 2 lights
IONBKT7	Grille mount bracket, 2015-2017 Chevy Tahoe for 2 lights

ION™ DUO™ & TRIO™ Series

- Interleaved technology and new Linear-LED® optics
- DUO models feature independent control of color one and color two
- TRIO models feature any combination of color one, color two, or color three
- Hard-coated lenses minimize environmental damage from sand, sun, salt, and road chemicals
- Synchronize to other Whelen sync products
- Go undercover with SAE Class 1 Certified Smoked lenses
- 12 VDC
- Five year warranty



Model	Optics	Technology	Mount	Color	Lens	Housing	Amps	Patterns	Cable	Certs	Size	
I2#	DUO	Linear-LED	Universal	R/W, B/W, A/W, R/B, B/A	Clear	Black	1/peak 0.40/avg per color	69 Scan- Lock™	6" Pigtail	B, C, D (A)	1" (25mm) H x 4" (101mm) W x 1-1/4" (32mm) D	
X12#					Smoked							
I3#	TRIO			R/B/W, R/B/A, R/A/W, B/A/W	Clear							
X13#					Smoked							
I2SM#	DUO		Surface, includes flange	R/W, B/W, A/W, R/B, B/A	Clear			69 Scan- Lock				
X12SM#					Smoked							
I3SM#	TRIO			R/B/W, R/B/A, R/A/W, B/A/W	Clear							33 Scan- Lock
X13SM#					Smoked							



For DUO lighthead replace symbol # with letter indicating colors desired: D=Red/White, E=Blue/White, F=Amber/White, J=Red/Blue, M=Blue/Amber
 For TRIO lighthead replace symbol # with dual letters indicating colors desired: JC=Red/Blue/White with White override,
 JA=Red/Blue/Amber with Amber override, KC= Red/Amber/White with White override, MC=Blue/Amber/White with White override

Model	Option Description
IONK1B	Swivel mount bracket, Black
IONGROM	Grommet mount kit
IONPEDB	Black pedestal mount
IONBKT1	License plate bracket for 2 lights

Model	Option Description
IONBKT2	Rear hatch bracket, 2013-2017 Ford Police Interceptor Utility for 6 lights
IONBKT4	Rear hatch bracket, 2013-2017 Ford Police Interceptor Utility for 2 lights
IONBKT5	Universal mount, reversed, remove screws without removing light
IONBKT6	Rear hatch bracket, 2015-2017 Chevy Tahoe for 2 lights
IONBKT7	Grille mount bracket, 2015-2017 Chevy Tahoe for 2 lights

ION™ V-Series™

- Available in 3-in-1 combination warning, alley/flood, and puddle light or in single color warning only models
- Single color models have combination 180° and TIR directional warning
- Includes steady-burn, alternating, and simultaneous patterns
- Black, White, or Chrome housing
- Hard-coated lenses minimize environmental damage from sand, sun, salt, and road chemicals
- Synchronize to other Whelen sync products
- Go undercover with SAE Class 1 Certified Smoked lenses. Consult price list for details
- Five year warranty



IONSV3B

Model	Optics	Technology	Mount	Colors	Lenses	Housing	Amps	Patterns	Cable	Certs	Size								
IONV3*	V-Series	Linear Super-LED®	Universal	A, B, R, W warning with W illumination	Clear	Black	Warning 0.76 Alley 0.31 Puddle 0.12	25 Scan-Lock™	6" Pigtail	C, D	1" (25mm) H x 2-3/16" (56mm) D x 4-1/16" (104mm) L								
XONV3*					Smoked	Black													
IONV3*W					Clear	White													
IONSV3*			Surface, includes flange		Clear	Black					White	Chrome	1.147	25 Scan-Lock™	6" Pigtail	C, D	1-11/16" (43mm) H x 2" (50mm) D x 5-15/16" (150mm) L		
XONSV3*																		Smoked	Black
IONSV3*W																		Clear	White
IONSV3*C																		Clear	Chrome
XONV1*	V-Series with directional	Linear and TIR Super-LED	Universal	A, B, R, W	Smoked	Black	1.147	25 Scan-Lock™	6" Pigtail	C, D	1" (25mm) H x 2-3/16" (56mm) D x 4-1/16" (104mm) L								
IONV1*					Clear	Black													
IONV1*W					Clear	White													
IONSV1*			Surface, includes flange		Clear	Black					White	Chrome	1.147	25 Scan-Lock™	6" Pigtail	C, D	1-11/16" (43mm) H x 2" (50mm) D x 5-15/16" (150mm) L		
XONSV1*																		Smoked	Black
IONSV1*W																		Clear	White
IONSV1*C																		Clear	Chrome

Replace * symbol in model number with letter indicating color desired: A=Amber, B=Blue, R=Red, C=White



Model	Option Description
IONK1B	Swivel mount bracket, Black
IONGROM	Grommet mount kit
IONPEDB	Pedestal mount, Black
IONBKT1	License plate bracket for 2 lights

Model	Option Description
IONBKT2	Rear hatch bracket, 2013-2017 Ford Police Interceptor Utility for 6 lights
IONBKT4	Rear hatch bracket, 2013-2017 Ford Police Interceptor Utility for 2 lights
IONBKT5	Universal mount, reversed, remove screws without removing light
IONBKT6	Rear hatch bracket, 2015-2017 Chevy Tahoe for 2 lights
IONBKT7	Grille mount bracket, 2015-2017 Chevy Tahoe for 2 lights

LINV2™ V-Series™

- Combination 180° warning and puddle light
- Includes Black flange
- Fully encapsulated for moisture, vibration, and corrosion resistance
- Hard-coated lenses minimize environmental damage from sand, sun, salt, and road chemicals
- Includes steady-burn, alternating, and simultaneous patterns
- Synchronize to other Whelen sync products
- Go undercover with SAE Class 1 Certified Smoked lenses
- Five year warranty



LINV2R



LINSV2B

Model	Optics	Technology	Mount	Color	Lens	VDC	Amps	Patterns	Cable	Certs	Size
LINV2*	V-Series	Super-LED®	Horizontal, surface	A, B, R, W	Clear	12	0.75 warning	25 Scan-Lock™	6" Pigtail	C, D (A)	1-1/2" (40mm) H x 3-7/8 (98mm) W x 1-5/8" (42mm) D
LINV2*X					Smoked						
LINSV2*			Under surface mounting		Clear		1-1/8" (28mm) H x 2-7/8" (73mm) W x 2-13/16" (71mm) D				
LINSV2*X					Smoked						

Replace symbol* in model number with letter indicating color desired: A=Amber, B=Blue, C=White, R=Red



Model	Series	Option Description
RFLANGEC	LINV2	Chrome plated flange kit
RFLANG2C		Chrome plated flange for dual lighthoods
RFLANG2B		Black flange for dual lighthoods
RBKT1		Mounting bracket for 1 lighthouse
RBKT2		Mounting bracket for 2 lighthoods
RBKT4		Swivel mounting bracket
RBKT6		License plate bracket for 2 lighthoods-horizontal
RBKT7		License plate bracket for 2 lighthoods-vertical
RBKT12		Above rear taillight bracket, pair Ford F-250/350/450/550, 2013-2016
RBKT14		Above rear taillight bracket, pair Chevy Silverado/GMC 1500, 2014-2017
RBKT16		Trunk Mount Bracket, pair Ford Police Interceptor Sedan, 2013-2017
RBKT17		Above rear taillight bracket, pair Dodge Ram, 2014-2017
RBKT18		Above rear taillight bracket, pair Ford F-150, 2015-2017
RBKT19		Below rear taillight bracket, pair Ford F-150, 2015-2017

Model	Series	Option Description
LSVBKT13	LINSV2	Under-the-side view mirror mount, pair, Chevy Silverado 1500/2500, 2014-2016
LSVBKT34		Under-the-side view mirror mount, pair, Ford Police Interceptor Utility, 2013-2017
LSVBKT35		Under-the-side view mirror mount, pair, Dodge Charger, 2011-2017
LSVBKT38		Under-the-side view mirror mount, pair, Ford Police Interceptor Sedan, 2013-2017
LSVBKT42		Under-the-side view mirror mount, pair, Dodge Ram 1500, 2011-2016
LSVBKT44		Under-the-side view mirror mount, pair, Dodge Durango, 2013-2016
LSVBKT45		Under-the-side view mirror mount, pair, Chevy Tahoe and Suburban, 2017
LSVBKT47		Under-the-side view mirror mount, pair, Ford F-150, 2017

NOTE: Mounting available for Harley-Davidson® Motorcycles. Refer to current Price List or Whelen Motorcycle Brochure for more information

V23, M2, & M4 Series

- Available with a patented Linear-LED® designed reflector assembly
- M4 2-in-1 combination warning and driving light available
- Hard-coated lenses minimize environmental damage from sand, sun, salt, and road chemicals
- Surface mount via two screws
- Lens and reflector are a sealed assembly
- M2 and M4 lightheads can synchronize to other Whelen sync products
- Built-in flasher models are synchronizable
- Includes California Title XIII compliant flash patterns
- M4 models available in 24 Volt, contact factory
- Five year warranty



Model	Optics	Technology	Color	Lens	VDC	Flasher	Patterns	Amps	Certs	Size		
V23*TPB	V-Series™ (includes Black flange)	Super-LED®	A, B, R, W warning with W illumination	Clear	12	Built-in	26 Scan-Lock™	Warning 0.76/peak 0.30/avg Take-down 0.62 Perimeter 0.12	C, D	2-11/16" (68mm) H x 4-1/4" (109mm) W x 1-1/2" (38mm) D		
V23*TPBX				Smoked								
V23*TPC				Clear								
V23*TPCX				Smoked								
M2*	Directional		A, B, R, W	Color			12	Built-in	25 Scan-Lock including steady-burn	1/peak 0.45/avg	B (R/A/B) C,D (R/A/B)	2-1/2" (64mm) H x 4" (102mm) W x 1" (25mm) D
M2*C				Clear								
M2#				R/W, A/W, R/B, R/A								
M2W*				Color								
M2W*C	Wide-angle		A, B, R, W	Clear			12	Built-in	26 Scan-Lock including steady-burn	1.5/peak 0.6/avg	B (A/B/W) C,D (R/A/B)	3-3/8" (86mm) H x 5-1/2" (138mm) W x 1-3/8" (35mm) D
M2W#				R/W, R/B, R/A								
M4*				Color								
M4*C				Clear								
M4#	Directional	R/W, A/W, R/B, R/A	Color	12	Requires flasher (Purchased separately)	-	-	-	-			
M4*S			Clear									
M4*CS			Color									
M4*CS			Clear									
M4DW*		W with B or R	Clear	For 24 Volt, contact factory	Built-in	50 Scan-Lock	Warning & driving 1.0/peak 0.40/avg	Pending				
M4DWJ										W with R over B split		
M4V2*	V-Series		A, B, R, W warning with W illumination	Clear		Built-in	25 Scan-Lock	Warning 1.0/peak 0.40/avg Perimeter 0.77	C, D	3-3/8" (86mm) H x 5-1/2" (138mm) W x 1-7/8" (47mm) D		

Replace * symbol in model number with letter indicating color desired: A=Amber, B=Blue, R=Red, C=White
 Replace # in model number with letter indicating split color desired: D=Red/White, F=Amber/White, J=Red/Blue, K=Red/Amber



Model				Option Description
V23	M2	M4	M4V2	
-	M2FC	M4FC	M4FC	Flange, Chrome
-	M2FB	M4FB	M4FB	Flange, Black
-	-	M4BRUSH	-	Brush guard, Black
-	-	M4FC400	M4FC400	Flange, Chrome, adapts M Series to 400 Series style lightheads
V23PEDB	M2PEDB	-	-	Pedestal mount kit, Black
V23PEDC	M2PEDC	-	-	Pedestal mount kit, Chrome
-	M2GROM	-	-	Grommet mount kit
-	-	M4CT15B	-	Fog light mount for 2015-2017 Chevy Tahoe, pair, Black
-	-	M4FF15B	-	Fog light mount, stainless steel, for 2015-2017 Ford F-150, pair, Black
V23P20B	-	-	-	Angled surface mount, Black
V23P20C	-	-	-	Angled surface mount, Chrome

SideKick™ Series

- Available with ION™ standard warning, ION wide-angle warning, or ION V-Series™ three-in-one combination warning, alley/flood, and puddle light
- Hard-coated lenses minimize environmental damage from sand, sun, salt, and road chemicals
- Side fender mounted Black polycarbonate housing
- Easily installs without removing the fender
- Go undercover with SAE Class 1 Certified Smoked lenses
- 12 VDC
- Five year warranty



SK01V3BB

Model	Optic	Technology	Color	Lens	Housing	Amps	Patterns	Cable	Certs	Size			
SK01**	Directional	Super-LED®	A, B, R, W	Clear	Black	1.0/peak 0.40/avg	25	10" 4-Wire pigtail	C	Fits 2013-2017 Ford Police Interceptor Sedan			
XK01*				Smoked									
SK01JJ			R/B	Clear			69						
XK01JJ				Smoked									
SK01W**	Wide-angle		A, B, R, W	Clear		Black	1.0/peak 0.40/avg	25			10" 4-Wire pigtail	C	Fits 2013-2017 Ford Police Interceptor Sedan
XK01W**				Smoked									
SK01WJJ			R/B	Clear				69					
XK01WJJ				Smoked									
SK01V3**	V-Series	A, B, R, W	Clear	Black	0.765 warning 0.31 alley 0.12 puddle	25	10" 6-Wire pigtail	C, D	Fits 2013-2017 Ford Police Interceptor Sedan				
XK01V3**			Smoked										

Replace * symbol in model number with letter indicating color desired: A=Amber, B=Blue, C=White, R=Red



Mirror-Beam™ Series

- Custom textured Black vacuum formed ABS housings fit over existing mirror glamour caps
- Available with ION™ V-Series™ 3-in-1 combination warning, alley/flood, and puddle light
- Hard-coated lenses minimize environmental damage from sand, sun, salt, and road chemicals
- Includes multiple Scan-Lock™ flash patterns (with Phase 1 and Phase 2 for alternating or simultaneously flashing lights) and steady-burn plus synchronize feature
- Available in split LED colors
- Optional color lenses are available for customer installation
- Go undercover with SAE Class 1 Certified Smoked lenses
- 12 VDC
- Five year warranty



MBCC11JJ

Model	Series	Color	Lens	Amps	Patterns	Cable	Certs	Vehicle
MBCT15**	ION	A, B, R, W	Clear	1.0/peak 0.40/avg per lighthead	25 Scan-Lock	Two 15' cables with connectors	B R/A/B/W C R/A/B/W D R/A/B/W	Chevy Tahoe and Suburban 1500, 2015-2017
MXCT15**			Smoked					
MBCT15JJ		R/B	Clear					
MXCT15JJ			Smoked					
MBDC11**		A, B, R, W	Clear					Dodge Charger, 2011-2017
MXDC11**			Smoked					
MBDC11JJ		R/B	Clear					
MXDC11JJ			Smoked					
MBFT11**		A, B, R, W	Clear					Police Interceptor Sedan, 2013-2017
MXFT11**			Smoked					
MBFT11JJ		R/B	Clear					
MXFT11JJ			Smoked					
MBFX11**		A, B, R, W	Clear					Police Interceptor Utility, 2013-2017
MXFX11**			Smoked					
MBFX11JJ		R/B	Clear					
MXFX11JJ			Smoked					
VMCT15**	ION V-Series	A, B, R, W	Clear	0.765 warning 0.31 alley 0.12 puddle per lighthead		Two 15' cables	C	Chevy Tahoe and Suburban 1500, 2015-2017
VXCT15**			Smoked					
VMDC11**			Clear					Dodge Charger, 2011-2017
VXDC11**			Smoked					
VMFT11**			Clear					
VXFT11**			Smoked					
VMFX11**			Clear					Police Interceptor Sedan, 2013-2017
VXFX11**			Smoked					
VMFX11JJ	Clear	Police Interceptor Utility, 2013-2017						
VXFX11JJ	Smoked							

Replace * symbol in model number with letter indicating color desired: A=Amber, B=Blue, C=White, R=Red



OS™ Series

- Fully encapsulated for moisture, vibration, and corrosion resistance
- Hard-coated lenses minimize environmental damage from sand, sun, salt, and road chemicals
- Includes Chrome flange
- Clear outer lens, color LEDs
- 24 Volt models available, contact factory
- Five year warranty



OSR00FCR

Model	Technology	Mount	Color	VDC	Amps	Patterns	Flasher	Cable	Size
OS*00FCR	5mm LED	Surface, includes Chrome flange	A, R, B, W	12	60mA/peak 30mA/avg	Single flash	Built-in	6" Pigtail	1" (25mm) H x 1-1/2"(48mm) W x 1/2" (13mm) D
OS*00SCR					30mA	Steady	Requires flasher (Purchased separately)		

Replace * symbol in model number with letter indicating color desired: A=Amber, B=Blue, R=Red, C=White



3" Round & 4" Round Flat Lens

- Hard-coated lenses minimize environmental damage from sand, sun, salt, and road chemicals
- Fully encapsulated for moisture, vibration, and corrosion resistance
- Five year warranty

3" Round

- Ultra thin depth at only 7/16" (12mm)

4" Round Flat Lens

- TIR6™ Super-LED® with synchronize feature
- Supplied with adapter for PAR-36 (4-1/2") applications



3SB00FBR



2FR00ZRR

Model	Series	Technology	Mount	Color	VDC	Amps in mA	Patterns	Cable	Certs	Size
3S*00F*R	3" Round	LED warning	Surface	A, B, R,	12	0.50/peak 0.25/avg	1	6" Pigtail	C, D (Class 1, 2 & 3)	3"(76mm) Dia.
3SC0CDCR		LED compartment		W		0.36	steady		-	
2F*00Z*R	4" Round	TIR6 Super-LED	Requires optional mounting	A, B, R, W		0.8/peak 0.32/avg	25 Scan-Lock™		B, (A) C, D	4-1/4" (108mm) Dia. x 1-3/16" Depth

Replace * symbol in model number with letter indicating color desired: A=Amber, B=Blue, R=Red, C=White



Model	Option Description
3FLANGE C	Chrome plated flange
3GROMMET	Rubber grommet kit

3-1/2" Round & 4" Round Extended Lens

- Hard-coated lenses minimize environmental damage from sand, sun, salt, and road chemicals
- Fully encapsulated for moisture, vibration, and corrosion resistance
- Synchronize to other Whelen sync products
- Five year warranty

3-1/2" Round

- Solid or split color warning light
- Interleaved LEDs for combination warning and driving light

4" Round Extended Lens

- Linear6™ Super-LED® with synchronize feature
- Optional flasher simultaneously flashes or alternates multiple LED lightheads



PAR28DJ



FEDC06JR

Model	Type	Technology	Mount	Color	VDC	Amps	Patterns	Cable	Certs	Size	
PAR28*	3-1/2" Round	Linear6 Super-LED	Fog light	A, B, R, W	12	2/peak 0.9/ avg	25 Scan-Lock™	6" Pigtail	B, C, D	3-1/2" (89mm) Dia.	
PAR28#				R/W, B/W, R/B			69 Scan-Lock				
PAR28D*	3-1/2" Round White Driving Light			W with B or R		1/peak 0.4/avg	50 Scan-Lock				C, D
PAR28DJ				W with B over R							
2E*00Z*R	4" Round Extended Lens		Requires optional mounting	A, B, R, W		2/peak 0.9/avg	25 Scan-Lock		B (B/R), C, D	4-1/4" (108mm) Dia. x 2" Depth	
2E#00ZCR			R/W, B/W, R/B	69 Scan-Lock							
FEDC06*R	4" Round Extended Lens with Fog Light Mount, Includes Mounting		Dodge Durango, 2011-2016	A, B, R, W			25 Scan-Lock				
FEDC06#R				R/W, B/W, R/B			69 Scan-Lock				
FDFP11*R			Ford Expedition, 2011-2014	Driving with Interleaved R or B			25 Scan-Lock				
FDFP11JR				Driving with Interleaved B over R			69 Scan-Lock				
FEFP11*R				A, B, R, W			25 Scan-Lock				
FEFP11#R				R/W, B/W, R/B			69 Scan-Lock				

Replace * symbol in model number with letter indicating color desired: A=Amber, B=Blue, R=Red, C=White
 Replace # in model number with split color desired: D=Red/White, E=Blue/White, J=Red/Blue, K=Red/Amber



Model	Option Description
2GROMMET	Rubber grommet kit - for 2F and 2E Series only
2FLANGEC	Chrome flange kit - for 2F and 2E Series only
2FLANGEB	Black flange kit - for 2F and 2E Series only

PAR-46 Hand Held Spot/Floodlights

- 90# pull magnet mount with 8' coiled cord and cigar plug
- Built-in push-button On/Off switch
- Hard-coated lenses minimize environmental damage from sand, sun, salt, and road chemicals
- Five year warranty

Model	Lamp Type	Color	Diodes	VDC	Amps	Mount
P46HHS	2° Spotlight	W	18	12	2.3	Hand held, includes magnet



PAR-46 Rubber Housing Spot/Floodlights

- Rubber stud/swivel housing
- Available with or without lighthouse
- DUO™ 8° spotlight and warning light features independent control of each segment of the lighthouse with spotlight override
- Hard-coated lenses minimize environmental damage from sand, sun, salt, and road chemicals
- Five year warranty

Model	Lamp Type	Color	Diodes	VDC	Amps	Mount
P46SLCHG	2° Spotlight	W	9	12	2.3	Stud/swivel
P46S3*H	DUO Color 8° Spotlight & Warning Light	W spotlight, R or B Warning	18 total, 12 White 6 color		Warning: 1/peak 0.40/avg, Spot: 1.4	

Replace * symbol in model number with letter indicating color desired: B=Blue, R=Red



P46SLCHG

PAR-46 Replacement Lamps

- Direct replacement for outdated halogen lamps
- DUO 8° spotlight and warning light features independent control of each segment of the lighthouse with spotlight override
- Hard-coated lenses minimize environmental damage from sand, sun, salt, and road chemicals
- Go undercover with all new, SAE Class 1 Certified Smoked lenses
- Five year warranty

Model	Lamp Type	Usage	Color	Lens	Diodes	VDC	Amps
P46SLC	2° Spotlight	Direct replacement	W	Clear	9	12	2.3
P46SLCX				Smoked			
P46FL*	8° Spotlight	Direct replacement	A, B, R, W	Clear	18	12	1.9
P46FLCX				Smoked			
P46WL*	20° High x 60° Wide floodlight	Direct replacement	A, B, R, W	Clear	18	12	1.9
P46WLCX				Smoked			
P46S2*	DUO Color 8° Spotlight & Warning Light	Direct replacement	W spotlight, R or B Warning	Clear	18 total, 12 White 6 color	12	Warning: 1/peak 0.40/avg, Spot: 1.4
P46S2*3							
P46S2X							

Replace * symbol in model number with letter indicating color desired: A=Amber, B=Blue, R=Red, C=White



P46SLC



P46FLB



P46WLC



P46S2R
P46S2R3
P46S2X



Pioneer Nano™

- Die-cast aluminum powder coated housing in Black or White
- Long life LED operation with low current draw and low operating temperature
- Hard-coated lenses minimize environmental damage from sand, sun, salt, and road chemicals
- 8° spotlight pattern comes standard. Includes an additional 40° x 20° floodlight lens
- Optic lens changes easily via four screws in picture frame fixture
- Powder coated stainless steel bail bracket with 3/8" stud carriage bolt mount
- 24 Volt models available, contact factory
- Five year warranty



Model	Diodes	Mount	Housing	Volts	Amps	Watts	Lumens	Size
NP3BW	3	Bail/stud	White	12	1	12.8	1100	1-7/8" (48mm) H x 3-1/2" (89mm) W x 1-3/4" (44mm) D
NP3BB			Black					
NP6BW	6		White	12	1.5	19.6	1800	
NP6BB			Black					

Pioneer Micro™

- Die-cast aluminum powder coated housing in Black or White
- Long life LED operation with low current draw and low operating temperature
- Hard-coated lenses minimize environmental damage from sand, sun, salt, and road chemicals
- 8° spotlight pattern comes standard. Includes three additional optic lenses for a light pattern choice of:
 - 90° x 20° wide flood
 - 40° x 20° flood
 - 40° x 8° horizontal flood
- Optic lens changes easily via four screws in picture frame fixture
- Two mounts available:
 - Powder coated stainless steel bail bracket with 3/8" stud carriage bolt mount
 - Low profile pedestal/swivel available with Chrome or Black back cover and On/Off switch
- 24 Volt models available, contact factory
- Five year warranty



Model	Mount	Housing	Volts	Amps	Watts	Lumens	Size
MPBW	Bail/stud	White	12	3.5	44.8	4100	4-1/4" (108mm) H x 4-3/4" (121mm) W x 2-7/8" (73mm) D
MPBB		Black					
MPPW	Low profile pedestal/swivel	White					
MPPWCS		White with Chrome cover & On/Off switch					
MPPB		Black					
MPPBBS		Black with Black cover & On/Off switch					
MPPBCS	Black with Chrome cover & On/Off switch	8-11/16" (220mm) H x 5-1/16" (129mm) W x 3-1/4" (82mm) D					

Options for Pioneer Nano and Pioneer Micro

Model	Option Description
NPBKT1	2013-2016 Ford F-250/350 Super-Duty pillar/hood mount bracket for Micro bail/stud or Nano bail mount
NPBKT2	2013-2017 Ford F-150 pillar/hood mount bracket for Micro bail/stud or Nano bail mount

Pioneer SlimLine™

- Die-cast aluminum powder coated housing in White or Black
- Long life LED operation with low current draw and low operating temperature
- Hard-coated lenses minimize environmental damage from sand, sun, salt, and road chemicals
- Single lamp models include an 8° spotlight pattern. Includes an additional 40°x 20° floodlight lens
- Dual lamp models include an 8° spotlight pattern. Includes an additional 40°x 20° floodlight lens and combination 8° spotlight/40°x 20° floodlight lens
- Bail bracket works for horizontal and vertical mounting positions
- 24 Volt models available, contact factory
- Five year warranty



PSL2BB



PSL1P

Model	Mount	Lamp	Housing	Volts	Amps	Watts	Lumens	Size
PSL1B	Bail/stud	Single	White	12	3	39.2	3600	3-1/4" (82mm) H x 6-7/8" (175mm) W x 2-1/8" (55mm) D
PSL1BB			Black					
PSL2B		Dual	White		6.1	78.3	7300	
PSL2BB			Black					
PSL1P	Low profile pedestal/swivel	Single	White		3	39.2	3600	5-5/8" (143mm) H x 6-7/8" (175mm) W x 2" (51mm) D
PSL1PB			Black					
PSL2P		Dual	White		6.1	78.3	7300	
PSL2PB			Black					

LED Traffic Advisor™

- 15' cable standard, extra length cables available
- Black extruded aluminum housing
- Long life LED operation with low current draw and low operating temperature
- Hard-coated lenses minimize environmental damage from sand, sun, salt, and road chemicals
- Fully encapsulated for moisture, vibration, and corrosion resistance
- Includes control head (not TAD models)
- Four operating modes: left, right, split, and flashing
- Rear dip switch provides 8 flash pattern choices
- Interior or exterior applications
- Models with end flashers available
- Economical TAC8 Series with front load Super-LED® sealed modules, includes control head with nine directional sequences and nine Scan-Lock™ flash patterns and cable lengths of 15', 30', and 50'
- Five year warranty



TADP8



TAM65



TAM83



TAC815



Model	Technology	Modules	End Flasher	Mount	Control Head	VDC	Housing	Size H x D	Length		
TADP6	LINZ6™ Dominator Plus™ Series	6	-	Surface / slide bolt	Requires optional TADCTL1 or customer supplied switches	12	Extreme low profile one piece	1-3/4" (44mm) H x 2-3/16" (55mm) D	23" (58cm)		
TADP8		8	Yes						30-7/8" (78cm)		
TADP8**									30-7/8" (78cm)		
TAZ66	LINZ6	6	-		TACTL5 included				Low profile flat style one piece	2-7/8" (73mm) H x 2-1/4" (57mm) D	23" (58cm)
TAZ86		8	Yes								30-7/8" (78cm)
TAZ86**											30-7/8" (78cm)
TAM65	500 Series TIR6™	6	-		Requires optional TADCTL1 or customer supplied switches		Extreme low profile one piece	1-3/4" (44mm) H x 2-3/16" (55mm) D	36" (91cm)		
TAM85		8	Yes						46-7/8" (119cm)		
TAM85**									46-7/8" (119cm)		
TAD6	TIR3 Dominator™ Series	6	-		Slide bolt via top, rear, or bottom channel		TAC8 included	2" (50mm) H x 2-5/8" (67mm) D	23" (58cm)		
TAD8		8	Yes	47-3/4" (121cm)							
TAD8**				47-3/4" (121cm)							
TAC815	TIR3 Economical Series	-	-	TAC8 included	TAC8 included	2" (50mm) H x 2-5/8" (67mm) D	47-3/4" (121cm)				
TAC830		-	-				47-3/4" (121cm)				
TAC850		-	-				47-3/4" (121cm)				

Replace * symbol in model number with letter indicating end flashers color desired: A=Amber, B=Blue, R=Red



Model	Option Description
TACTL5	Control head only for 6 & 8 lamp LED Traffic Advisor, includes auxiliary On/Off switch
DELTAC5	Delete TACTL5 from 6-8 lamp LED Traffic Advisor

Model	Option Description
TADCTL1	Control head for TAD/TADP Dominator Traffic Advisor only
TADSW1	On/Off non-lighted SPDT 20 amp switch for TADCTL1 Dominator control head
TADSW2	On/Off/On non-lighted SPDT 20 amp switch for TADCTL1 Dominator control head
TANBKT1	Bracket for top of vehicle, horizontal mounting

Harley-Davidson® Police Lighting and Warning Products

Whelen has engineered a wide variety of specialized Harley-Davidson Police products to fully customize your fleet. Super-LED® lights and model specific mounting brackets provide maximum protection to the front, rear, and sides of your bike, getting you noticed at every angle. Emergency response microphones and sirens alert and aid the public. All are designed specifically for the 2014-2017 Road King and Electra Glide, resulting in the perfect fit and insuring your safety and visibility.



For more information, request Whelen's Motorcycle catalog

Motorcycle Systems

- The Molded Touring Box features a terminal block with fuses, 12 VDC receptacles, and a Strip-Lite™ brake/ tail with Amber turn lighthouse. Six M4 Series Linear Super-LED lighthoods mounted on the back and sides allow for the utmost visibility. Available with curb side, road side, or rear opening

M4B6R	Motorcycle box configured with six M4 series, right-hand (curb side) opening
M4B6L	Motorcycle box configured with six M4 series, left-hand (road side) opening
M4B6B	Motorcycle box configured with six M4 series, rear opening



M4B6R

Windshield Light Array

- The Road King® Super-LED internal Light Array features a steel bracket and custom molded, high impact polycarbonate housing to fit snug on the base of the windshield and holds five LINZ6™ lighthoods
- The Electra-Glide® Super-LED external Light Array features custom molded, high impact polycarbonate housing to fit snug on the base of the windshield without impeding the air duct and holds five Micron™ lighthoods

M05ZB	Windshield light array for 2007-2017 Harley-Davidson Road King. Five Blue LINZ6s
M05ZJ	Windshield light array for 2007-2017 Harley-Davidson Road King. Five LINZ6s, Blue outboard and center and two Red in the center sections
M06MJ	Windshield light array for 2014-2017 Harley-Davidson Electra-Glide. Five Microns, Blue outboard and center and two Red in the center sections



M06MJ

Siren Amplifiers and Control Head

WPA112	Waterproof 100 watt siren amplifier
WPA1	Full function control head only, weather resistant for WPA amp, includes a 7-1/2' cable, for handlebar and surface mounting (motorcycle)
WSMIC321	Microphone for WS321
WS321B14	WS321 siren amplifier mounting only, Black for 2014-2016 Harley-Davidson Road King and Electra-Glide



WPA1 with WSMIC321

CanTrol™ WC Light and Siren Integration System



- Program and control all the lighting, Traffic Advisors™ and siren functions in your vehicle
- WeCan® lightbar plugs directly into the amplifier/control module and is programmed by the CanTrol software
- Easy to configure using Windows application program via USB
- Eight inputs; four for use on positive or ground switching, and four for use on positive switching only
- Three analog inputs for temperature sensor, ambient light, etc.
- All outputs have diagnostic indicator
- Integrated Load Manager
- Integrated Shutdown Delay Timer allows system to operate for up to four hours after vehicle is turned off
- All outputs are fully configurable
- All outputs can be conditionally activated, maintaining user situational awareness
- Output patterns can be synced to lightbar, Inner Edge®, etc.
- Operates one or two 100 watt siren speakers
- All outputs have both short circuit/over-current protection
- Meets or exceeds all applicable SAE, California Title XIII requirements with various Whelen speakers
- Five year warranty on amplifier



Model	Description	Size
CANWC1	Includes standard amplifier/control module with thirty-two, 2-1/2 amp outputs, three low current 1/4 amp outputs, and control head of choice (not for use with CANCTL5 and CANCTL7), Traffic Advisor module, eight total programmable outputs (four 10 amp Positive/Negative and four 10 amp positive only), an additional thirty-two 2-1/2 amp outputs, three Diagnostix™ indicators (to be retired on 12/19/17 and replaced by CANWCT2)	3-1/8" (79mm) H x 11-1/2" (289mm) W x 7-5/8" (194mm) D
CANWCT2	Includes standard amplifier/control module with thirty-two, 2-1/2 amp outputs, three low current 1/4 amp outputs, eight programmable 10 amp positive/negative outputs, and control head of choice, Traffic Advisor module and three Diagnostix indicators	
CANWCT2A	Same as CANWCT2 except with 8 (positive or negative) input expansion module, total 12 inputs	
CANWCT3	Same as CANWCT2 except with CANport™	

Model	Control Head Options	Size
CANCTL4	Includes 4 position slide switch, 6 push-buttons, standard microphone with extension cable	3-1/2" (89mm) H x 6-7/8" (174mm) W x 1-5/16" (33mm) D
CANCTL5	Includes hand held combination microphone and controller, 5-position progressive light and siren control, nine push-buttons and microphone extension cable (Not for use with CANWC1)	5-9/16" (141mm) H x 2-11/16" (68mm) W x 1-1/4" (30mm) D
CANCTL6	Includes 3 section control head and 8 push-buttons, 4-position slide switch with a 7-position rotary knob, manual airhorn plus 3 Traffic Advisor switches and microphone with extension cable	3-1/2" (89mm) H x 6-7/8" (174mm) W x 1-5/16" (33mm) D
CANCTL7	Includes 3 section control head and 21 push-buttons, 4-position slide switch, microphone with extension cable. (Not for use with CANWC1)	3-1/2" (89mm) H x 6-7/8" (174mm) W x 1-5/16" (33mm) D

Model	Option Description
CCSRN4DA	WeCan External Amplifier, for use with CanTrol, for dual amplifier applications
CC5K1	Installation kit for CANWCT3 Series, for 2016-2017 Ford Interceptor Utility, Ford Interceptor Sedan and F-150, and 2016-2017 Dodge Charger
CC5K2	Installation kit for CANWCT3 Series, for 2016-2017 Chevy Tahoe
CANEM16	16 Output expansion module
CANLITEB	Light sensor in Black housing
CANLITEC	Light sensor in Chrome housing
CANTEMPB	Temperature sensor in Black housing
CANTEMPC	Temperature sensor in Chrome housing

Sold through Authorized CanTrol distributors

NEW CenCom Carbide™ Remote Light and Siren Control System

- Control warning lights, siren, and Traffic Advisor™ functions from a single keypad
- Easy program configuration via USB 2.0
- Fully Supports all WeCan® Series products
- Supports up to 2 of the following: front WeCan Inner Edge®, new rear WeCan Inner Edge, or optional remote 16 output modules
- Separate backlight control
- 18 fully protected and fused outputs
- Supports one or two 100 watt speakers
- LED indicator lights allow for simple troubleshooting of outputs and WeCan network
- Easily accessible fuses and connections
- Heavy-duty power and output connectors
- Supports optional WeCan dual siren amplifier option
- Completely configurable by the user, the three section control head is designed with tick marks, a raised surface, and a recessed center for ease of use
- Meets or exceeds all applicable SAE, California Title XIII requirements with various Whelen speakers
- Five year warranty



Situation Based Integration

- Carbide controls scene-specific lighting for safety and efficiency using any of the integrated 4 programmable inputs, 8 optional expansion inputs or CanPort™, 18 programmable outputs, and optional expansion modules
 - Turn lights/buttons on or off when the door opens, vehicle transmission is shifted, brakes are pressed, or the sun goes down
 - Automatically turn on flood lighting when take-downs are activated
 - Change warning patterns with siren tones
 - Activate a burst of light when the air horn is pressed
 - Light up the rear of the vehicle when brakes are pressed
 - Activate the alarm feature to create a disorienting visual and audible display to aid in officer safety

Model	Description	Size
CCSRN4	Amplifier Control Module	3-1/8" (79mm) H x 11-1/2" (289mm) W x 7-5/8" (194mm) D
CCSRN4A	Same as CCSRN4, except with 8 (positive or negative) Input Expansion Module (will not override any pre-existing control head features), 12 total inputs	
CCSRNT4	Same as CCSRN4, except with Traffic Advisor module	
CCSRNT4A	Same as CCSRN4A, except with Traffic Advisor module	
CCSRN5	Amplifier Control Module with CANport OBDII Interface module	
CCSRNT5	Same as CCSRN5, except with Traffic Advisor module	

Model	Control Head Options	Size
CANCTL5	Includes hand held combination microphone and controller, 5-position progressive light and siren control, nine push-buttons and microphone extension cable	5-9/16" (141mm) H x 2-11/16" (68mm) W x 1-1/4" (30mm) D
CANCTL6	Includes 3 section control head and 8 push-buttons, 4-position slide switch with a 7-position rotary knob, manual airhorn plus 3 Traffic Advisor switches and microphone with extension cable	3-1/2" (89mm) H x 6-7/8" (174mm) W x 1-5/16" (33mm) D
CANCTL7	Includes 3 section control head and 21 push-buttons, 4-position slide switch, microphone with extension cable. (Not for use with CANWC1)	3-1/2" (89mm) H x 6-7/8" (174mm) W x 1-5/16" (33mm) D

Model	Option Description
CCSRN4DA	WeCan External Amplifier, for use with CanTrol, for dual amplifier applications
CC5K1	Installation kit for CANWCT3 Series, for 2016-2017 Ford Interceptor Utility, Ford Interceptor Sedan and F-150, and 2016-2017 Dodge Charger
CC5K2	Installation kit for CANWCT3 Series, for 2016-2017 Chevy Tahoe
CANEM16	16 Output expansion module



CenCom® Sapphire™ Remote Light and Siren Control System

- Control warning lights, siren, and Traffic Advisor™ functions from a single keypad
- Integrated WeCan® serial port for use with WeCan lightbars and Inner Edge® lightbars
- Four positive or negative inputs, twelve outputs
- LED indicator lights for simple troubleshooting
- Easily accessible fuses and connections
- Heavy-duty power and output connectors
- Easy program configuration with CenCom Sapphire software, includes ability to configure lightbar via USB
- Each button is individually customizable
- Control head backlighting intensity can be adjusted
- Push-buttons include choice of function labels
- Available with or without integrated Traffic Advisor
- Optional 8 positive or negative input expansion module available
- Features integrated load management and shutdown delay timer
- Operates one or two 100 watt siren speakers
- Meets or exceeds all applicable SAE, California Title XIII requirements with various Whelen speakers
- Five year warranty on amplifier



Amplifier



CCSRN3
CCSRNTA3
CCSRN3A
CCSRNT3A



CCSRN36
CCSRNT36
CCSRN3F
CCSRNT3F



CCSRN35
CCSRNT35

Standard
Microphone

Model	Control Head	Traffic Advisor	Amps per Output	VDC	Microphone	Microphone Extension	Size
CCSRN3	3 Position slide switch and 18 push-buttons	-	1 @ 40A	12.5	Standard	20' Cable included	Siren Amplifier: 3-1/8" (79mm) H x 8-1/4" (210mm) W x 6-3/4" (171mm) D
CCSRN3A		Includes Traffic Advisor module					
CCSRNTA3							
CCSRNT3A							
CCSRN35	Hand held with 3 position progressive push-button switches and 9 push-buttons	-	2 @ 20A		Built into control head		Hand Held Control Head: 5-5/16" (135mm) H x 2-3/16" (56mm) W x 1-1/8" (29mm) D
CCSRNT35		Includes Traffic Advisor module	4 @ 10 A 4 @ .25 A				
CCSRN36	3 sections with 8 push-buttons, 3 position slide switch with a 7 position rotary knob, manual airhorn, plus 3 Traffic Advisor switches	-	1 @ 10 A Dry contact relay		Standard		Rectangular Control Heads: 3-1/2" (89mm) H x 6-7/8" (174mm) W x 1-5/16" (33mm) D
CCSRN3F		Includes Traffic Advisor module					
CCSRNT36							
CCSRNT3F							

Model	Option Description
CCTRIM	Trim Ring for semi-flush mounting of control head for CCSRN3, CCSRNTA3, CCSRN3A, CCSRNT3A, CCSRN36, CCSRNT36, CCSRN3F, CCSRNT3F

Siren Amplifiers

NEW HHS3200

- Meets Class A requirements of SAE, AMECA, KKK1822, and California Title XIII
- Windows based programming software for full customization and configuration
- Two year warranty

Controller

- Handheld siren/light control with built-in PA microphone
- Compatible with low current or high current products or any light with a built-in flasher
- Blue LED backlighting turns Red when a button is activated
- Includes function labels for full customization
- Unidirectional microphone overrides all siren functions
- Adjustable (preset) microphone and radio repeat volume
- 6' coiled cord microphone cable

Amplifier Module

- Durable Black plastic housing
- Wail, Yelp, Piercer, Manual Siren, and Airhorn tones are preset standard
- Includes 24' interconnect cable
- External spade-type fuses

WSSC

- Combination siren and speaker in a single compact unit
- Heavy-duty 30-watt amplified siren ideal for use on motorcycles, ATVs, snowmobiles, etc.
- Hands-free operation for Wail and Yelp tones lets you keep both hands steering while accessing warning tones
- Aluminum housing plus water-resistant connectors for vibration and moisture resistance
- Model WSSPA30 with Public Address and includes plug-in microphone



NEW HHS3200



WSSC30
WSSPA30

Model	Series	Siren Type	Total Amp Draw	Output Power (Watts)	VDC	Switches	Hands Free	Siren Tones	Mount	Size
WSSC30	WSS Series	Combination remote siren/speaker	2	30	12	Requires customer supplied switches	Yes, for Wail and Yelp tones	10 Plus Airhorn with override	Two way "L" bracket	4-5/16" (110mm) H x 4-5/8" (118mm) D x 5-1/2" (138mm) W
WSSPA30		Combination remote siren/speaker with standard microphone						10 Plus Airhorn with override and Public Address		
HHS3200	HHS Series	Handheld siren/light control with built-in PA microphone	Nine 10 amp relay outputs	1 or 2 100 Watt speakers		15 rubberized push-buttons	Yes	37 Total tones, including mechanical tones	Flange mount	Amp/Relay module: 5-1/2" (141mm) H x 1-1/4" (31mm) D x 2-3/4" (68mm) W Control head: 7-1/2" (189mm) H x 2-3/8" (59mm) D x 8-1/2" (215mm) W

Model	Option Description
WSSC30HK	Harness kit for synchronization of two WSSC30s
WSSMSW3	Motorcycle switch, 3-functions for siren, airhorn and lighting (5 amp max) for WSSC30 and WSSPA30

295 Series Electronic Sirens

- Meets California Title XIII and SAE J1849
- Hand-held control head models
- Combination On/Off and horn ring transfer switch
- Solid-state over/under voltage shutdown and output short circuit protection
- Input polarity protection
- Models available with SI-TEST® a silent, self-diagnostic indicator of siren or speaker failure
- Recess or bail bracket for under dash mounting. Adjustable bail bracket allows mounting in a variety of positions
- Locking quick disconnect plug
- Siren functions are backlit for ease of visibility
- 295SL models available in 24 Volt, contact factory



Model	Siren	Control	Switches	Current output	SI TEST	Siren Tones	Warranty	Size
295SDA1	Full function programmable remote amplifier and control head with lights and siren control	2 Separate siren amplifiers in one housing, supports 100 or 200 watt speakers	3 Position slide switch, 8 programmable push-buttons, radio repeat button, and 6 siren control push-buttons	3-20 Amp 8-10 Amp	-	20 Scan-Lock™ Includes radio repeat and PA	2 Year	Amplifier: 2-1/4" (57mm) H x 8-5/8" (219mm) W x 7-1/8" (189mm) D
295SSA1		1 Siren amplifier, supports 100 watt speakers	3 Position slide switch, 8 programmable push-buttons, radio repeat button, and 6 siren control push-buttons					Rectangular Control Head: 3-1/2" (89mm) H x 6-7/8" (219mm) W x 1-1/4" (32mm) D Hand-Held Control head: 5-5/16" (135mm) H x 1-1/8" (28mm) D x 2-1/4" (57mm) W
295SDA2	Dual tone hand-held control head	Supports two 100 watt speakers	Hand-held microphone with 12 Programmable push-buttons, with 3 position progressive push-button switches, and 9 push-buttons	-	-	17 Scan-Lock	5 year	2-1/2" (64mm) H x 6" (152mm) W x 7" (178mm) D
295SSA2	Single tone hand-held control head	Supports 100 watt speaker						
295SLSA1	Self-contained	Selectable 100 or 200 watt speakers	7 Position tone rotary knob with volume control knob	-	-	17 Scan-Lock	2 Year	2-1/2" (64mm) H x 6" (152mm) W x 7" (178mm) D
295SLSA6	Single self-contained unit with lights and siren control	9 Individually programmable switches, supports 100 or 200 watt speakers	7 Position tone rotary knob with volume control knob, 4 position slide switch for 3 primary warning and 5 push-button switches for secondary warning plus 1 momentary switch, manual tone and horn button	High current	Yes	17 Scan-Lock Includes radio repeat and PA	5 year	3-5/16" (84mm) H x 6" (152mm) W x 7" (178mm) D
295SL100	Economical self-contained unit	Supports 100 or 200 watt speakers	7 Position tone rotary knob with manual tone button	Low current	-	19 Scan-Lock Includes radio repeat and PA	2 Year	2-1/2" (64mm) H x 6" (152mm) W x 5-1/2" (140mm) D
295SL101			7 Position tone rotary knob with manual tone button and volume control knob					

Model	Option Description
WPKM1	Park kill connection modules, 30 amp for 295SL100 and 295SL101

Alpha™ and Beta™ Siren Amplifiers

- Alpha Series sirens let you cycle through two or three siren tones using horn or auxiliary control. For use in applications not requiring radio repeat or PA
- Beta Series 100 watt siren with public address features radio repeat and Hands-Free operation
- 24 Volt models available, contact factory



ALPHA12S



ALPHASL



BETA2



BETA112R

Model	Series	Siren Type	Output Power	VDC	Switches	Hands Free	Siren Tones	Microphone	Mount	Size
ALPHA12S	Alpha Series	Self-contained	100 watts	12	Power On/Off, 3 Position rocker switch and airhorn button		5 Scan-Lock™		Bail bracket	2-1/2" (64mm) H x 4-5/8" (117mm) D x 6" (152mm) W
ALPHASL		Remote	100 or 200 watts		Requires separate switches		15 Scan-Lock		-	Base mount flange
BETA112R	Beta Series	Remote amplifier only	200 watts		7 Position tone rotary knob, volume control knob, lights/siren toggle switch and manual/airhorn toggle switch	Yes	16 Programmable Scan-Lock	Yes	Surface or recess	2-5/16" (59mm) H x 5-1/4" (134mm) D x 5-11/16" (144mm) W
BETA2		Control head only Requires BETA112R remote amplifier (purchased separately)	100 watts				5 Includes radio repeat and PA			1-3/4" (44mm) H x 2" (64mm) D x 4-1/4" (108mm) W

Model	Series	Option Description
ALPHA1	Alpha Series Switches	Single rocker On/Off switch for use with Hands-Free operation
ALPHA2		Single On/Off Hands-Free activation plus momentary for airhorn
ALPHA3		Tone 1/Off/Tone 2 switch operation plus momentary switch for airhorn
ALPHA4		Three switch operation, one On/Off, one Tone 1/Hands-Free/Tone 2 plus momentary for airhorn
ALPHA5		Three position toggle switch, controls 3 siren tones and other warning lights or device
BETA2BKT	Beta Series	Flange mounting bracket for BETA2
BETAMIC		Remote microphone for BETA112R (requires customer supplied switches)

Siren System and Speakers

Howler™ Series

- Howler system is an add-on to any 100/200 watt existing warning system
- Low frequency reverberating tones are able to penetrate high noise, traffic situations, and vehicles
- Includes siren amplifier, one or two speakers, and mounting bracket(s) on select models
- Works with most siren amplifiers
- Eight selectable tone durations



HOWLER



SA315P

SA315 Speaker

- SA315P Series high performance multi-port speaker
- For bumper, concealed, or flange mount
- Installs to vehicle's cross member in minutes

Model	Series	Speaker Type	Speakers	Output	VDC	Housing	Mount	Size
HOWLER	Howler	Low frequency reverberating add-on to existing warning system with 8 selectable tone durations	2	200 Watts	12	Speaker: Black nylon composite Amplifier: Aluminum	See below	Speaker: 7-1/4" (184mm) Dia. x 8-3/8" (213mm) D Amplifier: 2-1/4" (57mm) H x 4-3/4" (121mm) D x 5" (127mm) W
HWLUNI							Universal mounting bracket (^)	
HWLDC15							Dodge Charger, 2015-2017 (^)	
HWLFT11							Ford Police Interceptor Sedan, 2013-2017 (^)	
HWLFE13						Ford Police Interceptor Utility 2013-2017 (with Fog Lights) (^)		
SA315P	Projector™ Series	High performance multi-port				Black nylon composite	See below	6-1/2" (165mm) H x 2-7/8" (74mm) D x 6-7/16" (164mm) W

(^) Includes mounting bracket(s)

Model	Series	Option Description	Model	Series	Option Description
HWLRB2	Howler	Bracket for Ford Expedition, 2008-2017	SAK1	SA315P Projector	Universal "L" bracket
HWLRB4		Bracket for Ford E-Series, 2008-2017	SAK23		Ford Expedition, 2007-2017
HWLRB7		Bracket for Chevy Impala, 2008-2016	SAK37		Dodge Charger, 2011-2017
HWLRB11		Bracket for Chevy Express G-Series, 2011-2016	SAK44		Ford Police Interceptor Utility, 2012-2017
HWLRB13		Bracket for Ford Utility Police Interceptor, 2013-2017*	SAK51		Ford Police Interceptor Utility, 2012-2017, passenger side, lower grille
HWLRB14		Bracket for Dodge 4500, 2011-2016	SAK52		Ford Police Interceptor Utility, 2012-2017, driver side, lower grille
HWLRB18		Bracket for 2012-2016 Chevy 2500/3500 Silverado and Suburban	SAK54		Dodge Durango, 2013-2017
HWLRB19		Bracket for Chevy Silverado 1500, 2014-2015	SAK55		Chevy Suburban/Tahoe, 2015-2016, passenger side
HWLRB20		Bracket for Chevy Tahoe, 2015-2016	SAK56		Chevy Suburban/Tahoe, 2015-2016, driver side
HWLRB21		Bracket for Ford Police Interceptor, 2013-2017	SAK58		Ford Police Interceptor Sedan, 2013-2016
HWLRB22		Bracket for Ford F-250/F-350, 2011-2017	SAK59		Ford Fusion, 2017
HWLRB23		Universal mounting brackets, pair	SAK63D		Chevy Tahoe, 2017, driver side
HWLRB24		Bracket for 2017 Chevy Silverado 1500	SAK63P		Chevy Tahoe, 2017, passenger side

Consult price list for a complete list of brackets
 * 2016-2017 without Fog Lights only

Power Control Centers and Switches

- Adjustable bail bracket mounting
- Backlit function windows for choice of 72 standard press-on legend tabs
- Hand held or mounted to the dash or console, the WCC9 replaces the standard ECM (Electronic Control Module) on WeCan® lightbars
- Two year warranty




Model	Type and Usage	Switches	Output	LED "On" Indicator	VDC	Size
PCCS9RW	High current 9 position programmable switch box	One 3 position slide switch, 6 push-buttons, all individually programmable	Nine 20 amp outputs 80 amp total max	Yes	12	1-5/8" (40mm) H x 6-1/4" (159mm) D x 6" (152mm) L
PCCS9LW	Economical control center for use with Freedom®, & Liberty™ II lightbars		Nine 250mA max per output			1-5/8" (40mm) H x 4" (102mm) D x 6" (152mm) L
WCC9	Electronic control for Freedom and Justice® WeCan Lightbars	6 Push-buttons and 1 configurable 3 position slide switch (11 configurations)	Serial control to lightbar			2-1/2" (64mm) H x 7/8" (22mm) D x 4-3/16" (106mm)L
WCC92	Electronic control for Liberty II, Legacy®, and Freedom IV WeCan Lightbars					

Model	Type	Usage	Switches	Switch Type	Illuminated
1SWITCH	"L" shaped aluminum switch bracket only, choose switches from choices below	For 1 switch	Optional	-	-
2SWITCH		For 2 switches			
3SWITCH		For 3 switches			
4SWITCH		For 4 switches			
PC1	Switch only with 15 amp contact	On/Off	1 each	SPST	Yes
PC2		Momentary On			-
PC3		On/Off/On		SPDT	Yes
PC4		On/On			-
PC5		On/Off/On			DPDT

Headlight/Grille, Taillight Flashers

- Solid-state controlled relay output
- Molded polycarbonate housing
- Fully encapsulated for moisture, vibration, and corrosion resistance
- **NEW** SmartLogic™ programmable flasher
 - Software is configurable via USB port
 - Outputs are internally protected and fused
 - 8 Inputs: 5 activating inputs, 3 non-activating for low power, photocell and brake/tail/turn cutoff
 - Default flash pattern
 - LED onboard diagnostic indicators
 - Day and night mode truck setups
- SSFPOS16 is for the 2007-2017 Chevy Tahoe Police Package vehicles
- SSFFP16 Headlight flasher for the 2016-2017 Ford Police Interceptor Utility, plug and play (requires Ford option 60A, pre-wire option)



Model	Usage	Headlight Switching	Output Driver	Outlets	Outlet Switching	VDC	Flash Patterns	Size	Warranty
SSFPOS	Headlight/ grille light	Positive	100% solid-state	2	1x1	12	7	7/8" (22mm) H x 2" (50mm) W x 2-3/4" (70mm) D	2 Year
UHF2150A		Positive or negative	Relay				4	1-1/2" (38mm) H x 4-1/4" (108mm) W x 3" (76mm) D	
SSFPOS16	Headlight/ taillight	Positive	100% solid-state	8	Programmable	64	7	7/8" (22mm) H x 2" (50mm) W x 2-3/4" (70mm) D	
SSFFP16	Headlight						8	7/8" (22mm) H x 2" (50mm) W x 2-3/4" (70mm) D	
SLFLASH	Auxiliary LED lighthoods	-						3-3/8" (86mm) H x 6-3/8" (162mm) W x 3-3/8" (86mm) D	

Police Equipment Interface Modules

- Modules provide conditioned signals to and from the Police Equipment Interface Module and the specified vehicle, facilitating the installation of Whelen Hands-Free products

PEIMCT13

- For the 2013 Chevy Tahoe and 2013-2016 Caprice
- Switches four negative inputs to positive inputs
- Vehicle Speed Sense feature

PEIMFI13

- For the 2013-2017 Ford Police Interceptor Sedan or 2013-2017 Utility
- Steering Wheel Auxiliary Switch Interfacing will convert the Ford auxiliary switch signals from ground to positive 12 volt, simplifying installation with Whelen CenCom Sapphire™ or CanTrol® WC. Changing these signals allows the end user or installer to forgo using external relays when integrating CenCom™ and CanTrol
- Vehicle Speed Sense feature



NEW Pioneer LiFe™ 28

Super-LED® Portable Area Light



The all-new Pioneer LiFe 28 combines a Pioneer SlimLine™ optic with the portability and flexibility of a grab and go light, designed to bring Whelen's advanced Pioneer™ technology where other lights can't go.

The Intelligent Inductive Charger with no exposed contacts provides easy, wireless Charging. Lithium iron phosphate battery models are under 7.5 pounds, lighter than any other portable area light on the market today.

FEATURES

- Pioneer SlimLine optic is optimized for portable applications in order to control and focus light to work areas
- Includes two optic lenses:
 - Floodlight lens
 - 8° TIR spotlight lens
- Hard-coated lenses minimize environmental damages
- 100% solid-state electronics
- Correlated Color Temperature (CCT) of 5,700° kelvin, simulates bright midday light
- 2,800 lumens
- Black impact resistant glass reinforced nylon housing
- Adjustable ratcheting mechanism allows for a 180° range of uninterrupted light
- New low-profile handle is designed to accommodate tight mounting locations
- Well balanced top handle is designed to be over the center of mass
- Attach a sling or carabiner to the light for easy transportation
- IP67 rated for dust and water resistance
- Virtually no RFI/EMI radiation, the portable area light will not interfere with portable communication devices
- Dimensions: 6-5/16" (161mm) H, 9-3/16" (233mm) W, 9-1/4" (235mm) D
- Weight:
 - 7.5lbs (3.4kg) - LiFePO₄
 - 10.5lbs (4.8kg) - Lead Acid
- Five year warranty

Lead Acid Battery Features

- Built-in lead acid battery features up to 2 hours of runtime at full intensity and up to 4 hours of runtime in Battery Saver Mode
- Battery is built into the unit, making it safe and protected

LiFePO₄ Battery Features

- Built-in lightweight lithium iron phosphate battery utilizes LiFePO₄ technology and features up to 2.5 hours of runtime at full intensity and up to 5 hours of runtime in Battery Saver Mode
- Battery is built into the unit, making it safe and protected
- Battery features short circuit and thermal protection
- Battery will disconnect when fully charged, preserving the lifecycle of the battery
- Battery will fully charge in 3-4 hours, maintaining optimal lifespan
- Battery is rated for more than 2000 charging cycles

Intelligent Inductive Charger (IIC) features

- Intelligent Inductive Charger (IIC) is wireless and eliminates the need for plugs and wires by utilizing inductive charging technology
- IIC is specifically designed to work with Pioneer LiFe 28 lights only. If foreign objects are placed on the charger, it will disable itself until the object is removed
- No open contacts on the charger to compromise charging circuit
- IIC can be installed on a horizontal or vertical surface
- Various mounting options for Whelen poles and tripods will soon be available
- Chargers available in 12 VDC, 120 VAC, and 240 VAC
- 12 VDC charger is standard: 5 amps average
- AC charging is available with adapter:
 - 0.5 amps average at 120 VAC
 - 0.25 amps average at 240 VAC

MODELS

Models	Descriptions
LF28	12 VDC, rechargeable LiFePO ₄ battery
LA28	12 VDC, rechargeable Lead Acid battery
LF28A	115-2400 VAC, rechargeable LiFePO ₄ battery, standard NEMA Plug for U.S.
LA28A	115-2400 VAC, rechargeable Lead Acid battery, standard NEMA Plug for U.S.

Lighting Certifications

B..... CAC, Title 13, Article 22

(Red, Blue and Amber lighthoods)

Warning Lamps and Devices

C..... SAE J595 - Flashing Warning Lamps for Authorized Emergency, Maintenance, and Service Vehicles (Jan 90)

D..... SAE J845 - 360° Warning Devices for Authorized Emergency, Maintenance, and Service Vehicles (May 97) Class 1, Class 2, Class 3 (Includes selective coverage)

E..... SAE J1318 - Gaseous Discharge Warning Lamp for Authorized Emergency, Maintenance, and Service Vehicles (May 98) Class 1, Class 2, Class 3

Test Procedures and Materials

F..... SAE J575 - Test Methods and Equipment for Lighting Devices & Components for use on Vehicles less than 80" (2032mm) in Overall width (Jun 92)

G..... SAE J2139 - Test Methods and Equipment for Lighting Devices & Components for use on Vehicles greater than 80" (2032mm) in Overall width (Jan 96)

H..... SAE J578 - Color Specifications (Jun 95)

Signalling and Marking Lighting Devices and Systems

I..... FMVSS108 - Federal Motor Vehicle Safety Standards

J..... SAE J586 - Stop Lamps for use on Motor Vehicles Less than 80" (2032mm) in Overall width (Sep 95)

K..... SAE J585 - Tail Lamps (Rear position Lamps) for Use on Motor Vehicles Less than 80" (2032mm) in Overall width (Dec 94)

L..... SAE J588 - Turn Signal Lamps for Use on Motor Vehicles Less than 80" (2032mm) in Overall width (Dec 94)

M..... SAE J592 - Clearance, Side Marker, Identification Lamps (Dec 94)

N..... SAE J593 - Back-up Lamps (Reversing Lamps) (Oct 95)

N(A). SAE J593C - Back-up Lamps (Reversing Lamps) (Feb 68)

O..... SAE J914 - Side Turn Signal Lamps for Vehicles less than 36' (12m) in Length (Jan 95)

P..... SAE J1432 - High Mounted Stop lamps for Use on Vehicles 80" (2032mm) or More in Overall Width (Sept 97)

Q..... SAE J1889 - LED Lighting Devices (Jun 99)

R..... SAE J1957 - Center High Mounted Stop Lamp Standard for Vehicles Less than 80" (2032mm) in Overall Width (Jun 93)

S..... SAE J2039 - Side Turn Signals Lamps for Large Vehicles (Jun 94)

T..... SAE J2040 - Tail Lamps (Rear Position Lamps) for Use on Vehicles 80" (2032mm) or More in Overall Width (Apr 99)

U..... SAE J2042 - Clearance, Side marker, and Identification Lamps for Use on Motor Vehicles 80" (2032mm) or More in Overall Width (Jun 96)

V..... SAE J2261 - Stop Lamps and Front and Rear-Turn Signal Lamps for Use on Motor Vehicles 80" (2032mm) or More in Overall Width (Mar 96)

X..... SAE J1398 - Stop Lamps for Use on Motor Vehicles 80" (2032mm) or More in Overall Width

Y..... SAE J1395 - Turn Lamps for Use on Motor Vehicles 80" (2032mm) or More in Overall Width

Product Index

0	0S™ Series Lighthoods	16
2	295 Series Siren	37
3	3" Round Lighthoods 3-1/2" Round Lighthoods	26 27
4	4" Round Lighthoods	26
A	Alpha™ Siren Amplifiers Avenger™ Series Lights	38 13
B	Beta™ Siren Amplifiers	38
C	CanTro!® WC Integration System CenCom Carbide™ Control System CenCom Sapphire™ Control System Combination Hand Held/Self-Contained Sirens	33 34 35 36
D	Dominator™ & Dominator Plus™ Series	15, 31
E	Economical Sirens	37
F	Flashers FlatLighter™ Series Lights Freedom® IV DYAD™ Series Lightbars	41 14 6
H	HHS3200 Hand Held Siren Amplifier Howler™ Siren System	36 39
I	Inner Edge® FST Lightbars Inner Edge RST Lightbars ION™ Series Lighthoods ION T-Series™ and Mini T-Series Lighthoods ION V-Series™ Lighthoods	8-9 10 19-20 18 21

J	Justice® Series Lightbars	7
L	Legacy™ Series Lightbars Liberty™ II Series Lightbars Liberty II TRIO™ Series Lightbars LINV2™ V-Series™ Lighthoods	3 4 5 22
M	M Series Lighthoods Micron™ Series Lighthoods Mirror-Beam™ Series Motorcycle Lighting and Warning	23 17 25 32
O	Outer Edge® Lightbars	11
P	PAR-46 Hand Held Spot/Floodlights PAR-46 Rubber Housing Spot/Floodlights PAR Replacement Lamps Pioneer LiFe™ Portable Area Light Pioneer Micro™ Pioneer Nano™ Pioneer SlimLine™ Police Interface Modules Power Control Centers	28 28 28 42 29 29 30 41 40
S	SA315 Siren Speaker SideKick™ Series Siren Systems and Speakers SpitFire™ Series	39 24 33-39 14
T	Tracer™ Light Array Traffic Advisors™	12 31
V	Vertex™ Series Lighthoods V23 Series Lighthoods	16 23
W	WSSC Siren/Speaker Combination	36