



SINCE 1973

# TRIM PARTS®

WHEN QUALITY COUNTS™





*100% Quality Guarantee*

EMBLEMS • LENSES  
DOOR HANDLES  
INTERIOR COMPONENTS



*Utilizing nearly two centuries of combined craftsmanship experience, as well as a rigorous quality standard, Trim Parts dedicates itself to producing the highest quality restoration parts in the industry. Where others have a tolerance for error or inaccuracy, Trim Parts strives for perfection. Each and every part is meticulously examined and must pass the extensive scrutiny of our quality control inspectors.*

*The Trim Parts difference is found in the details. From top to bottom, front to back, our parts are as close to original as possible. This is accomplished through utilizing original GM tooling or recreating tools to the original specifications. From car shows to dream cruises, "When Quality Counts," count on Trim Parts.*

**ALL GM PARTS WE MANUFACTURE  
ARE LICENSED UNDER:**

**ALL MOPAR PARTS WE MANUFACTURE  
ARE LICENSED UNDER:**



*Trim Parts - "When Quality Counts!"*



## TRIM PARTS

**The premier manufacturer of show quality restoration products for over 44 years....**

*Trim Parts manufactures GM-Licensed Restoration Parts and Mopar-Authentic Restoration Products for various cars and trucks. Located in Lebanon, Ohio, our 75,000 square-foot facility masterfully blends traditional manufacturing techniques with state-of-the-art technology to produce beautifully crafted products. Through sourcing premium materials, utilizing original or replicated GM tooling, as well as multiple tiers of quality control, Trim Parts' products lead the industry in quality and accuracy.*

*Trim Parts' injection-molded parts are modern-day duplications of the originals. From color tones, to light refraction and split lines, every detail is considered and accounted for. Similarly, our die cast, stamped, and painted metal products are held to the same quality standard.*

*Through extensive investments of time and resources, Trim Parts' has amassed a vast collection of original parts and GM tools. Such is crucial to our commitment in providing factory-correct parts of exceptional quality. From production and assembly, to paint and finishing, each part is individually inspected throughout the process.*

*In an industry centered around quality and accuracy, Trim Parts has positioned itself at the forefront of producing premium products of superior quality. Every product is guaranteed to be free of manufacturer's defects, as well as meet or exceed the customers' expectations. Authenticity is found in the quality of the details.*

- HOOD EMBLEMS
- GRILLE EMBLEMS
- FENDER EMBLEMS
- SCRIPTS
- WHEEL COVERS
- SPINNER EMBLEMS
- EXTERIOR DOOR HANDLES
- PARKING LIGHT LENSES
- TAIL LIGHT LENSES
- BACK UP LENSES
- MARKER LIGHT LENSES
- LICENSE LIGHT LENSES
- INTERIOR LENSES
- INTERIOR BEZELS
- CONSOLE COMPONENTS
- INTERIOR COMPONENTS
- SILL PLATES

### CATALOG INDEX

- Corvette .....6-22**
- Chevelle .....23-33**
- El Camino.....34-41**
- 1949-57 Chevy.....42-47**
- 1958-74 Chevy.....48-62**
- Camaro .....63-69**
- Nova .....70-77**
- Monte Carlo .....78-80**
- GM Truck .....81-87**
- Corvair ..... 88**
- Firebird.....89-91**
- Pontiac.....92-95**
- Buick/Olds .....96-97**
- Cadillac ..... 98**
- Mopar..... 99-103**



# 1968-72 GM A-BODY 2-DOOR SILL PLATES

**NEW!**



## PART NUMBER #4152

- Manufactured to original GM specifications
- Features a hand riveted "Body by Fisher" tag
- Correctly countersunk mounting holes
- Look and fit just like original



# 1976-82 CORVETTE WHEEL CENTER CAPS

**NEW!**



5003



5019



5020



5021

**5003 1976-79 CORVETTE**

**5019 1978 CORVETTE**

**5020 1980-81 CORVETTE**

**5021 1982 CORVETTE**



# CHEVROLET

## CORVETTE

Corvettes were among the very first Chevrolet cars from the post war era to be considered "collectible". Today restored and documented Corvettes with certain rare or high performance options are among the most desired collector cars in the world. Corvette restorers are famous for demanding extreme quality parts for their cars, and that's why they insist on GM-licensed Trim Parts products.



### INDEX

Hood / Grille Emblems & Trim .....	6, 7
Tools & Hardware.....	8
Front Fender Emblems & Trim.....	8
Rear Emblems & Scripts.....	8
Front & Rear Emblem Assemblies .....	9
Wheel Cover & Spinner Emblems.....	9
Exterior Trim .....	9
Gas Lid & Fuel Door Emblems .....	10
Convertible & Hardtop Latches.....	10, 11
Exterior Door Handles .....	11
Parking Light Lenses.....	12
Tail Light & Back Up Light Lenses.....	12, 13
Reflectors .....	14
License Lamp Lenses.....	14
Marker Light Assemblies.....	14
Interior Lenses & Bezels.....	15, 16, 17
Glove Box Doors & Emblems .....	16
Dome Light Lenses.....	17
Console Components .....	18
Console Shift Plate Assemblies.....	18
Engine Data Plates .....	19
Rear View Mirror Brackets & Covers .....	19
Under Hood Components.....	19
Miscellaneous Interior .....	20, 21, 22
Sill Plates .....	22

### HOOD / GRILLE EMBLEMS & TRIM



5080 1953-55 Corvette Front Emblem Assembly



5084 1956-57 Corvette Front & Rear Emblem w/Fasteners



5085 1956-57 Corvette Front & Rear, Bezel with Fasteners



5095 1961-62 Corvette Front Letters with Fasteners

5096 1961-62 Corvette Front Letters with Studs Removed and Die-Cut. Double-Back Tape Applied

## HOOD / GRILLE EMBLEMS



- 5205 1962 Corvette Front Emblem with Fasteners
- 5206 1962 Corvette Front Emblem with Studs Removed and Die-Cut, Double-Back Tape Applied



- 5216 1963-1964 Corvette Front X-Flag with Fasteners



- 5232 1965 Corvette Front X-Flag Emblem with Fasteners (Correct Bright Red)



- 5233 1966 Corvette Front X-Flag Emblem (Left Flag is Correct Dark Red) with Fasteners



- 5234 1967 Corvette Front X-Flag Emblem, Dark Red with Fasteners



- 5235 1967 Corvette Front X-Flag Emblem, Orange Red As Approved by NCRS, with Fasteners



- 5955 1968-72 Front X-Flag Emblem with Fasteners

## HOOD / GRILLE EMBLEMS



- 5185 1967-69 Corvette Hood Number Set, "427" with Correct Mounting Studs (2 Sets Required Per Car)
- 5187 1970-72 Corvette Hood Number Set, "454" with Correct Mounting Studs (2 Sets Required Per Car)



- 5960 1973-74 Corvette Front Emblem with Fasteners and Correct Cloisonne Glass



- 5961 1975-76 Corvette Front Emblem with Fasteners



- 5970 1973-74 Corvette Hood Emblem, "454" with Fasteners..pr.



- 5971 1973-82 Corvette Hood Emblem, "L-48" with Fasteners.pr.
- 5965 1975-79 Corvette Hood Emblem, "L-82" with Fasteners.pr.



- 5975 1982 Corvette Collectors Edition Hood Emblem with Fasteners

## INDIVIDUAL NUMBERS

Show off the size of your engine. Combine individual numbers to identify other engine sizes such as "327", "355", "383" and more! Numbers are made of top-quality die-cast metal, chrome plated, and recess painted in black, white or red. Each number is approximately 1-3/8" long by 5/8" tall. Attaches with the strongest double sided tape available in the automotive industry.



Number	Black	White	Red
"0"	5185C	5186C	5188C
"2"	5185D	5186D	5188D
"3"	5185E	5186E	5188E
"4"	5185A	5186A	5188A
"5"	5185B	5186B	5188B
"6"	5185F	5186F	5188F
"7"	5185G	5186G	5188G
"8"	5185J	5186J	5188J
"9"	5185H	5186H	5188H

## FRONT FENDER EMBLEMS &amp; TRIM



1450 1957 Corvette Fuel Injection X-Flag Emblem w/Fasteners



1452 1957 Corvette Fuel Injection Emblem with Fasteners



5155 1958-60 Corvette X-Flag Emblem with Fasteners



5153 1958-61 Corvette Emblem, "Fuel Injection" w/Fasteners .pr.



5154A 1961 Corvette Front Fender Emblem Kit - 4 Piece Side Bar Set & 2 Piece Fender Emblems, Includes: Fasteners

5152 Corvette Bars Only

5154 Corvette Emblems Only



5157 1962 Corvette Emblem, "Fuel Injection" w/Fasteners

5159 1962 Corvette Emblem with Studs Removed and Die-Cut, Double-Back Tape Applied



2160 1962-63-Early Corvette X-Flag Emblem w/Fasteners

2162 1962-63-Early Corvette X-Flag Emblem with Studs Removed and Die-Cut, Double-Back Tape Applied



5218 1963-Late-66 Corvette Front Fender X-Flag Emblem, Red with Fasteners

5218A 1963-Late-66 Corvette Front Fender X-Flag Emblem, Special Orange-Red



5219 1965 Corvette Front Fender Emblem "396 Turbo-Jet" Flag Painted Dark Red, with Fasteners, Original GM Tooling Used

5219A 1965 Corvette Front Fender Emblem "396 Turbo-Jet" Flag Painted Orange Red, with Fasteners

## FRONT FENDER EMBLEMS &amp; TRIM



5158 1963-64 Corvette Front Fender Emblem "Fuel Injection" with Fasteners



5225 1965 Corvette Front Fender Emblem "Fuel Injection" with Fasteners



5237 1969-73 Corvette Front Fender Emblem, Stingray

5238 1974-76 Corvette Front Fender Emblem, Stingray



5249 1982 Corvette Front Fender Emblem "Cross-Fire Injection" Original GM Tooling Used

5895

## REAR EMBLEMS &amp; SCRIPTS



5084



5085

5084 1956-57 Corvette Rear Emblem

5085 1956-57 Corvette Rear Emblem Bezel with Fasteners



1453 1957 Corvette Rear "Fuel Injection" Emblem



5217 1963-65 Corvette Rear Emblem "Corvette Sting Ray" with Fasteners



5031 1976-79-Late "Corvette" Rear Emblem with Mounting Bracket

## TOOLS &amp; HARDWARE



1401B



5091B

C1401A 3/16" Winged Speed Nut

1401B Package of 25

5091B Winged Speed Nut Fastening Tool - 3/16" & 1/8"



## FRONT & REAR EMBLEM ASSEMBLIES

These emblems are duplications of the originals with gold lettering of "Chevrolet Corvette" and the "V". Note: Originally, these had gold lettering and detail, however, some were serviced by GM in silver, so we offer them both ways.



- 5087 1958-60 Corvette Front & Rear & 1961 Rear Emblem Assembly, Includes: Emblem, Bezel, Gasket, Speed Nuts, & Silver Back Plate
- 5087S 1958-60 Corvette Front & Rear & 1961 Rear Emblem Assembly, Trimmed in Silver



- 5090 1958-60 Corvette Front & Rear & 61-62 Rear Emblem
- 5090S 1958-60 Corvette Front & Rear & 61-62 Rear Emblem Trimmed in Silver
- 5091 1958-60 Corvette Front & Rear & 1961-62 Rear Emblem Bezel
- 5089 Emblem Back Plate Silver
- 5089A 1962 Corvette Rear Emblem Back Plate
- 5088 Emblem Gasket



- 5087A 1962 Corvette Rear Emblem Assembly, Includes Emblem, Bezel, Gasket, Speed Nuts, and Black Back Plate
- 5087AS 1962 Corvette Rear Emblem Assbly, Trimmed in Silver.

## EXTERIOR TRIM



- 5097 1961-62 Corvette Headlight Bezel Extension



- 5410 1969-72 Corvette Interior Rear Window Lock, Original GM Tooling Used

## WHEEL COVER & SPINNER EMBLEMS



- 5072 1965-66 Corvette Wheel Cover Spinner Emblem (White Upper Left Hand Corner of Flag)
- 5072A 1965-66 Corvette Wheel Cover Spinner Emblem (Black Upper Left Hand Corner of Flag)



- 5953A 1968-74 Corvette Finned Wheel Cover Emblem Assbly
- 5953 1968-77 Corvette Finned Wheel Cover Plastic Insert



- 5070A 1956-62 Corvette Wheel Cover Spinner (Set of 4) Includes: Retainers and Screws
- 5070 1956-62 Corvette Wheel Cover Spinner (Does Not Include Hardware)



- 5071A 1963 Corvette Wheel Cover Trim Bar (Set of 6) (Includes Enough for 1 Hub-cap) with Fasteners
- 5071 1963 Corvette Wheel Cover Trim Bar (1 Piece) with Fasteners

## WHEEL CENTER CAPS

**NEW!**



- 5003 1976-79 Corvette Aluminum Wheel Center Cap
- 5019 1978 Corvette Aluminum Wheel Center Cap
- 5020 1980-81 Corvette Aluminum Wheel Center Cap
- 5021 1982 Corvette Aluminum Wheel Center Cap

## GAS LID & FUEL DOOR EMBLEMS

Trim Parts has ALL the mid-year gas lid assemblies. The ONLY correct relief door available.



- 5011 1963 Early Corvette Gas Lid Assembly w/Roller Latch ..ea. 192.95  
 5000 1963 Early Corvette Gas Lid Emblem Only for Roller Assembly  
 5012 1963 Late Corvette Gas Lid Assembly  
 5002 1963 Late Corvette Gas Lid Emblem Only



- 5013 1964 Corvette Gas Lid Assembly  
 5004 1964 Corvette Gas Lid Emblem Only  
 5014 1965 Corvette Gas Lid Assembly  
 5006 1965 Corvette Gas Lid Emblem Only



- 5015 1966 Corvette Gas Lid Assembly (Black Upper Left Hand Corner of Flag)  
 5008 1966 Corvette Gas Lid Emblem Only  
 5015A 1966 Corvette Gas Lid Assembly (White Upper Left Hand Corner of Flag)  
 5008A 1966 Corvette Gas Lid Emblem Only



Note: X-Flags painted, rest of assembly primed.

- 5016 1967 Corvette Gas Lid Assembly  
 5010 1967 Corvette Gas Lid Emblem Only



- 5954 1968 Corvette Fuel Door X-Flag Emblem

## GAS LID & FUEL DOOR EMBLEMS



- 5952 1969-73 Fuel Door X-Flag Emblem with Fasteners



- 5025 1971-77 Corvette Gas Lid Bezel Assembly, Includes: Bezel, Spring, Hinge, Hinge Pin, Hinge Pin Bushings, Hinge Bumper, and Rubber Lid Bumpers



- 5962 1975-76 Corvette Fuel Door Emblem



NOTE: 5963 shown in photo. 5966 has black upper right corner.

- 5963 1977 Corvette Gas Lid Emblem, X-Flag  
 5966 1979 Corvette Gas Lid Emblem, X-Flag



- 5976 1982 Collectors Edition Fuel Door Emblem

## CONVERTIBLE & HARDTOP LATCHES



- 5240 1956-62 Corvette Convertible Top Lid Latch, RH  
 5241 1956-62 Corvette Convertible Top Lid Latch, LH  
 5242 1956-62 Corvette Hardtop Top Lid Latch, RH  
 5243 1956-62 Corvette Hardtop Top Lid Latch, LH



- 5244 1956-62 Corvette Top Lid Latch Plates, RH & LH

## CONVERTIBLE & HARDTOP LATCHES



- 5246 1963-67 Corvette Convertible Top Latch, Right
- 5247 1963-67 Corvette Convertible Top Latch, Left



- 5245 1963-67 Corvette Convertible Top Latch, Rear - Original GM Tooling Used
- 5245A 1963-67 Corvette Convertible Top Latch Bushing



- 5375 1969-76 Corvette T-Top & Convertible Windshield Header Corner
- 5380 1977-82 Corvette T-Top Windshield Header Corner
- 5375B Nylon Insert for Windshield Header Corners

Replace your old pitted, scratched, and broken latches with new ones from Trim Parts. Each latch is licensed by GM.



- 5271E 1968 Corvette Early Convertible Top Latch, Right
- 5271F 1968 Corvette Early Convertible Top Latch, Left
- 5272E 1968 Corvette Early Convertible Top Latch, Center
- 5273E 1968 Corvette Early Hardtop Top Latch, Right
- 5273F 1968 Corvette Early Hardtop Top Latch, Left
- 5274E 1968 Corvette Early Hardtop Top Latch, Center
- 5271 1968 Late-75 Convertible Top Latch, Right
- 5271A 1968 Late-75 Convertible Top Latch, Left
- 5272 1968 Late-75 Convertible Top Latch, Center
- 5273 1968 Late-75 Hardtop Top Latch, Right
- 5273A 1968 Late-75 Hardtop Top Latch, Left
- 5274 1968 Late-75 Hardtop Top Latch, Center
- 5275E 1968 Early T-Top Top Latch, Right Rear or Left Front
- 5275F 1968 Early T-Top Top Latch, Left Rear or Right Front
- 5275 1968 Late-76 T-Top Top Latch Right Rear or Left Front
- 5275A 1968 Late-76 T-Top Top Latch Left Rear or Right Front
- 5278 1968-76 Corvette Convertible Hardtop or T-Top Hold Down Pin, Right or Left
- 5278B 1968-75 Corvette Convertible or Hardtop Latch Hold Down Pin, Center
- 5276 1977 Corvette T-Top Top Latch, Right Rear
- 5276A 1977 Corvette T-Top Top Latch, Left Rear
- 5276B 1977 Corvette T-Top Top Latch, Right Front
- 5276C 1977 Corvette T-Top Top Latch, Left Front
- 5277 1978-82 T-Top Top Latch Right Front
- 5277A 1978-82 T-Top Top Latch Left Front
- 5278A 1977-82 T-Top Hold Down Pin Right or Left

## EXTERIOR DOOR HANDLES

Each Trim Parts door handle comes completely assembled and includes the correct length push rods, paint gaskets and mounting hardware. Everything you need to install them on your car.



- 5250 1956-62 Corvette Outside Door Handle Assembly
- 5253 1963-64 Corvette Outside Door Handle Assembly
- 5254 1965-67 Corvette Outside Door Handle Assembly



- 5251A 1956-62 Corvette Outside Push Button Kit, Includes: Buttons, Rods, Guides, Springs and Retainers



- 5255 1963-67 Corvette Outside Door Handle Push Button Kit, Includes: 2 of Each, Push Buttons with Rods, Springs, "O" Rings and Retainers



- 5252 1956-62 Corvette Outside Door Handle Release Mechanism



- 5256 1968 Corvette Outside Door Handle Assembly, RH
- 5256A 1968 Corvette Outside Door Handle Assembly, LH



- 5257 1969-82 Corvette Outside Door Handle Assembly, RH
- 5257A 1969-82 Corvette Outside Door Handle Assembly, LH

## PARKING LIGHT LENSES



**ORIGINAL  
GM TOOLING**

- 5092 1958-62 Corvette Parking Light Assembly, Right
- 5093 1958-62 Corvette Parking Light Assembly, Left
- A5092 1953-62 Corvette Lens, Glass
- A5092G 1953-62 Corvette Lens Gasket



- 5339 1963-67 Corvette Front Parking Light Assembly
- A5340 1963-67 Corvette Front Parking Light Lens, Amber
- A5341 1963-67 Corvette Front Parking Light Lens,  
Special for Foreign Models, Clear
- A5340G 1963-67 Corvette Front Parking Light Lens Gasket



- 5801 1968-69 Corvette Parking Light Assembly
- 5801A 1968-69 Corvette Parking Light Grommet Only
- 5801B 1968-69 Corvette Parking Light Pipe Only
- A5800 1968-69 Corvette Parking Light Lenses Only, Clear -  
Original GM Tooling Used
- A5800G 1968-69 Corvette Parking Light Lens Gaskets



- A5300 1970-71 Corvette Parking Light Lenses, Clear  
Right and Left
- A5310 1972 Corvette Parking Light Lenses, Amber  
Right and Left

The black body of the 1973-74 parking light lenses have the leading edge of the three ribs painted silver, while the leading edge of the 1975-79 parking light lenses are all black.



**ORIGINAL  
GM TOOLING**

- A5814 1973-74 Corvette Parking Light Lens, Right
- A5815 1973-74 Corvette Parking Light Lens, Left
- A5830 1975-79 Corvette Parking Light Lens, Right
- A5831 1975-79 Corvette Parking Light Lens, Left
- A5832 1980-82 Corvette Parking Light Lens, Right
- A5833 1980-82 Corvette Parking Light Lens, Left

## 1961-62 TAIL LIGHT ASSEMBLIES

Trim Parts tail light assemblies are the best on the market. Beautifully chrome plated for the best show quality shine. Manufactured to the correct GM specs for an original fit and look.



**OFFICIALLY LICENSED BY**



- 5309 1961-62 Tail Light Assembly Complete Set of 4
- 5305 1961-62 Corvette Tail Light Outboard, Left
- 5306 1961-62 Corvette Tail Light Outboard, Right
- 5307 1961-62 Corvette Tail Light Inboard, Left
- 5308 1961-62 Corvette Tail Light Inboard, Right

## TAIL LIGHT & BACK UP LIGHT LENSES



- A5080 1956-57 Corvette Tail Light Lens
- A5080G 1956-57 Corvette Tail Light Lens Gaskets



- A5285 1958-60 Corvette Tail Light Lens with Chrome Trim



Trim Parts has added the correct O.D. green color to the outer ring, just like the original GM parts.

- A5284 1958-60 Corvette Rear Lamp Inner Lens



- A5360 1967 Corvette Back Up Light Lens



- A5780 1968-69 Corvette Tail Light Lens,  
(4 Required for 1968, 2 Required for 1969)

## TAIL LIGHT & BACK UP LIGHT LENSES



- A5781 1968-71 Corvette Tail Light Lens Housing w/Fiber Optic
- 5850A 1968-71 Corvette Tail Light Lens Grommet Only
- 5851F 1968-71 Corvette Tail Light Red Fiber Optic Sensor
- A5783 1968 Corvette Inboard Tail Light Lens Housing  
without Fiber Optics
- A5788 1969-73 Corvette Back Up Light Housing w/o Fiber Optic



- A5785 1968 Corvette Back Up Light Lens (2 Per Car)



- A5782 1968-73 Corvette "Bubble" Tail Light Lenses, Set of 4



- A5787 1969 Corvette Back Up Lens (2 Required Per Car)



- A5803 1970-71 Corvette Early Tail Light Lens
- A5808 1970-71 Corvette Back Up Light Lens



- A5805 1971 Late -73 Corvette Tail Light Lens
- A5810 1971 Late -73 Corvette Back Up Light Lens



- A5806 1972-73 Corvette Tail Light Lens Housing w/o Fiber Optic
- 5850A 1972-73 Corvette Tail Light Lens Grommet Only

## TAIL LIGHT & BACK UP LIGHT LENSES



- A5807 1974 Corvette Tail Light Lens Assembly (2 Per Car)
- A5823 1974 Corvette Back Up Assembly (2 Per Car)



- A5820 1975-79 Corvette Tail Light Lens Assembly
- A5825 1975-79 Corvette Back Up Light Lens Assembly



- A5827 1980-82 Corvette Tail Light Lens Assembly
- A5828 1980-82 Corvette Back Up Light Lens Assembly

## 1963-67 TAIL LIGHT & BACK UP LIGHT ASSEMBLIES



5351 5350 5353 5352

OFFICIALLY LICENSED BY



5355 5354

- 5356 1963-67 Tail Light Assembly Set, Includes: Right & Left, Inner & Outer Tail Light Assemblies
- 5357 1964-66 Tail Light/Back Up Light Assembly Set, Includes: 2 Outboard Tail, 2 Inboard Back Up
- 5351 1963-67 Outboard Tail Light Assembly, Right
- 5350 1963-67 Outboard Tail Light Assembly, Left
- 5353 1963-67 Inboard Tail Light Assembly, Right
- 5352 1963-67 Inboard Tail Light Assembly, Left
- 5355 1964-66 Inboard Back Up Light Assembly, Right
- 5354 1964-66 Inboard Back Up Light Assembly, Left
- A5282 1961-67 Tail Light Lens
- A5283 1964-66 Back Up Light Lens
- A5282G 1964-66 Back Up Light Lens Gasket

CORVETTE

## MARKER LIGHT ASSEMBLIES



- A5790 1968 Corvette Front Side Marker, Clear  
 A5791 1969 Corvette Front Side Marker, Amber  
 A5790G 1968-69 Corvette Gasket for Lenses



- A5796 1968-69 Corvette Rear Side Marker Light, Red  
 A5790G 1968-69 Corvette Rear Side Marker Light Gasket



- 5340 1970-72 Corvette Front Marker Light Assembly with Fasteners, Right Hand Side  
 5341 1970-72 Corvette Front Marker Light Assembly with Fasteners, Left Hand Side

Part #'s 5342 through 5346 will also fit 1974 Late -82 and will look correct. The original 74 Late -82 were plastic. These are chrome-plated die cast; correct for 1970-74 early models.



- 5345 1970-74 Early Corvette Rear Marker Light Assembly with Fasteners, Right Hand Side  
 5346 1970-74 Early Corvette Rear Marker Light Assembly with Fasteners, Left Hand Side



- 5342 1973-74 Corvette Front Marker Light Assembly with Fasteners, Right Hand Side  
 5343 1973-74 Corvette Front Marker Light Assembly with Fasteners, Left Hand Side



- A5730 1980-82 Corvette Front Side Marker Light Assembly with Fasteners

## REFLECTORS



- 5287 1958-1960 Corvette Rear Reflector Kit, Includes: 2 Reflectors, 2 Bezels, Mounting Kit  
 5285 1958-60 Corvette Reflector Only  
 5286 1958-60 Corvette Bezel Only

## INSTRUMENT LENSES & BEZELS



- 5140 1953-54 Corvette Instrument Lens Set, Includes: 2-Piece Speedometer Face, Tach Face, Tach Lens, 4 Gauge Lenses, Clock Lens and Clock Face  
 5100 1953-57 Corvette Speedometer Face 2-Piece Set with Numbers  
 5130 1953-57 Corvette Clock Face with Numbers  
 5132 1953-57 Corvette Clock Lens  
 5110 1953-54 & 55 6-Cyl Corvette Tach Face w/Numbers  
 5116 1953-62 Corvette Tachometer Lens  
 5121 1953-58 Corvette Gauge Lens, 4Piece

## LICENSE LAMP LENSES



- 5289 1961-62 Corvette License Light Assembly w/Fasteners



- 5290 1963-67 Corvette License Light Assembly with Housing, Lens, Gasket, Bulb Holder, Wire Assembly & Fasteners  
 5850 1968-71 Corvette License Light Assembly w/Fiber Optic  
 5850A 1968-71 Corvette License Lamp Lens Grommet



- A5850 1968-73 Corvette License Light Lens



- 5851E 1968-73 License Lamp Fiber Optic Sensor, Clear  
 5851F 1968-73 License Lamp Fiber Optic Sensor, Red



- 5851 1972-73 Corvette License Lamp Assembly without Fiber Optic



- 5325 1974 Corvette License Lamp Assembly

## INSTRUMENT LENSES & BEZELS



- 5129 1953-55 Corvette Clock Bezel
- 5131 1956-57 Corvette Clock Bezel



- 5101 1953-57 Corvette Speedometer Bezel



- 5106 1953-62 Corvette Tachometer Bezel



- 5120 1953-62 Corvette Twin Gauge Bezel



- 5136 1953-58 Corvette Fuel Gauge Face
- 5137 1953-58 Corvette Temperature Gauge Face



- 5138 1953-58 Corvette Amp Gauge Face
- 5139 1953-58 Corvette Oil Gauge Face



- 5141 1955-57 Corvette Instrument Lens Set, Includes: 2-Piece Speedometer Face, Tach Face, Tach Lens, 4 Gauge Lenses, Clock Lens and Clock Face
- 5100 1953-57 Corvette Speedo Face with Numbers (2-Piece)
- 5130 1953-57 Corvette Clock Face with Numbers
- 5132 1953-57 Corvette Clock Lens
- 5112 1955-57 Corvette Tach Face with Numbers
- 5116 1953-62 Corvette Tach Lens
- 5121 1953-58 Corvette Gauge Lens (4-Piece)

## INSTRUMENT LENSES & BEZELS



- 5107 1955-58 Corvette Inner Tach Face with Dots
- 5119 1958 Corvette Inner Tach Face 8000 RPM with Dots




- 5142 1958 Corvette Instrument Lens Set, Includes: Speedo Face, Tach Face (Lo RPM), Tach Lens, 4 Gauge Lenses, Clock Face..set 134.95
- 5103 1958-62 Corvette Speedometer Face with Numbers
- 1056 1958-62 Corvette Clock Face with Numbers
- 5114 1958 Corvette Tach Face, 6000RPM, with Numbers
- 5116 1953-62 Corvette Tach Lens
- 5121 1953-58 Corvette Gauge Lens, (4-Piece)



- 5117 1958 Corvette Tach Face, 8000RPM, with Numbers



- 5104 1958-62 Corvette Speedometer Bezel



- 5143 1959-1962 Instrument Lens Set, Includes: Speedometer Face, Tach Lens, 4 Gauge Lenses and Clock Face
- 5103 1958-62 Corvette Speedo Face with Numbers
- 1056 1958-62 Corvette Clock Face with Numbers
- 5116 1953-62 Corvette Tach Lens
- 5123 1959-62 Corvette Gauge Lens

**INSTRUMENT LENSES & BEZELS**


- 5144 1963 Instrument Lens Set, Includes: Speedometer Lens, Tach Lens, 4 Gauge Lenses, Clock Lens & Trip Odometer Lens  
 5105 1963 Corvette Tach & Speedometer Lens  
 5134 1963-67 Corvette Clock Lens  
 5125 1963 Corvette Gauge Lens, (4 Piece)  
 5296 1963-67 Corvette Trip Odometer Lens



- 5133 1963-1964 Corvette Clock Bezel, Silver  
 5135 1965-1967 Corvette Clock Bezel, Black  
 5300A Instrument Mounting Cushion, Fits: 1953-82 Speedometer and 1953-74 Tachometer.  
 5300 Instrument Mounting Cushion, Package of 100




- 5650 1977-81 Corvette Transmission Indicator Lens, Auto  
 5651 1982 Corvette Transmission Indicator Lens, Auto

**RADIO LENSES & BEZELS**


- 5500 1953 Corvette Radio Lens Wonderbar



- 5505 1954-55 Corvette Radio Lens Wonderbar



- 5510 1956-57 Corvette Radio Lens Wonderbar



- 5515 1958-62 Corvette Radio Lens Wonderbar .



- 5520 1963 Corvette Radio Lens Wonderbar

**1963-67 CORVETTE GLOVE BOX DOORS & EMBLEMS**



- 5200 1963 Corvette Glove Box Door Assembly  
 5201 1963 Corvette Glove Box Door, Front Only  
 5200J 1963 Corvette Glove Box Door Hinge Back Plate



- 5212 1964-65 Corvette Glove Box Door Assembly  
 5213 1964-65 Glove Box Emblem Only with Fasteners



- 5211 1966-67 Corvette Glove Box Door Assembly  
 5214 1966-67 Glove Box Emblem Only with Fasteners

**RADIO LENSES & BEZELS**

- 5522 1963-64 Corvette Radio Lens AM/FM Push Button  
 5525 1965 Corvette Radio Lens AM/FM Push Button  
 5530 1966-67 Corvette Radio Lens AM/FM Push Button




- 5535 1968-71 Corvette Radio Lens AM/FM-Push Button  
 5537 1972-76 Corvette Radio Lens AM/FM-Push Button



- 5295 1963-67 Corvette AM/FM Radio Selector Bar



## CLIMATE CONTROL LENSES & BEZELS



5540 1968 Corvette Climate Control Lens, with Air  
5541 1968 Corvette Climate Control Lens, without Air



5545 1969-71 Corvette Climate Control Lens, with Air  
5546 1969-71 Corvette Climate Control Lens, without Air



5550 1972-75 Corvette Climate Control Lens, with Air  
5551 1972-75 Corvette Climate Control Lens, without Air



5555 1978-82 Corvette Heater/ A/C Lens, Clear

## DOME LIGHT LENSES



2006 1963-73 (exc 1968) Corvette Interior Dome Light Assembly, Includes Bulb Retainer, Lens and Bezel

2005 1963-73 (exc 1968) Corvette Dome Light Bezel Only

2005A 1963-73 (exc 1968) Corvette Dome Light Lens Only



2199 1958-62 Corvette Courtesy Lens

## MAP LIGHT



5625 1973-76 Corvette Map Lens

## DASH BEZELS



1075 1956 & Early 1957 Ignition Bezel w/Chrome Back Plate  
1067 1957 Late Ignition Bezel without Chrome Back Plate



5280 1956-57 Radio Bezels without Chrome Back Plates  
5281 1956-57 Radio Bezels with Chrome Back Plates



5291 1958-60 Corvette Control Bezel, 4Piece  
5292 1958-62 Corvette Ignition Bezel Only



2008 1959-60 Corvette Volume/Tone & Selector Bezel Assemblies with Back Plates and Spacers



5172 1963 Corvette Control Bezel Set with Air, 6 Piece



5170 1963 Corvette Control Bezel Set without Air, 4 Piece  
5171 1963 Corvette Radio Bezel Set, Includes: Volume/Tone and Tuning, 2 Piece



5310 1978-82 Corvette Light Switch Bezel

## 1969-76 CORVETTE CONSOLE SHIFT PLATE ASSEMBLIES

Restore with confidence using Trim Parts' center console assemblies. Manufactured to original GM specifications for a guaranteed original look and fit! Features: Chrome plated and painted black with the original grain pattern. Completely assembled with ash tray housing, cover and shift indicator plate. Automatic plates have the correct bulb housing and shift seals. Purchase a new assembly and receive a coupon for a FREE correct console data plate (See page 20).

**ORIGINAL  
GM TOOLING**

**GM Restoration  
Parts**

**OFFICIALLY  
LICENSED BY**

Part #'s 5452 & 5451 are correct for late 1969 models but will fit early models. The shift indicator is different for early 1969 models.



5450 1969 4-Spd with Air



5451 1969 4-Spd w/o Air



5452 Late 69 Auto with Air



5453 Late 69 Auto w/o Air



5460 70-71 4-Spd with Air



5461 70-71 4-Spd w/o Air



5462 70-71 Auto with Air



5463 70-71 Auto w/o Air



5472 72-74 Auto with Air, No Vent Holes, No Slash Marks



5473 72-74 Auto w/o Air, with Vent Holes, No Slash Marks



5470 72-76 4-Spd with Air



5471 72-76 4-Spd w/o Air



5474 75-76 Auto with Air, No Vent Holes, with Slash Marks



5475 75-76 Auto w/o Air, with Vent Holes, with Slash Marks

### CONSOLE COMPONENTS



5269




5270

5269 1956-62 Corvette 3-Speed & Powerglide, 1957-58 4-Speed Console Plate Original GM Tooling Used

5270 1959-62 Corvette 4-Speed Console Plate

5450B

**ORIGINAL  
GM TOOLING**



5450B 1968-76 Corvette Console Ash Tray Housing

5450C 1968-76 Corvette Console Ash Tray Cover

5450D 1968-76 Corvette Console Ash Tray Guides

5450H 1968-76 Corvette Ashtray Cover Spring Retainer



5450E 1968-71 Corvette Console Fiber Optic

5450F 1968-71 Corvette Head Lamp Indicator Fiber Optic



5440



5441

5440 1968-69 Early Corvette Auto Console Shift Pattern Plate

5441 1968-76 Corvette Console 4-Speed Shift Pattern Plate



5452B 1968-76 Corvette Console Upper & Lower Seal Kit

5452D



5452F



5452D 1969-71 Corvette Console Shift Indicator Lens, Green

5452F 1972-76 Corvette Console Shift Indicator Lens, Blue

# 1969-76 CORVETTE ENGINE DATA PLATES

PART# YEAR ENGINE CU. IN. H.P. FT/LBSTQ RATIO

350	HORSEPOWER	350	LBS. FT. TORQUE	350	HORSEPOWER	460	LBS. FT. TORQUE
350	CUBIC INCHES	10.25:1	COMP. RATIO	427	CUBIC INCHES	10.25:1	COMP. RATIO

5900 1969-70 .....BASE.....350 ..... 300.....380 .....10.25:1  
5901 1969 ..... L-36.....427 ..... 390.....460 .....10.25:1

400	HORSEPOWER	460	LBS. FT. TORQUE	350	HORSEPOWER	390	LBS. FT. TORQUE
427	CUBIC INCHES	11.00:1	COMP. RATIO	350	CUBIC INCHES	11.00:1	COMP. RATIO

5902 1969 ..... L-68.....427 ..... 400.....460 .....10.25:1  
5903 1969-70 ..... L-46.....350 ..... 350.....380 .....11.00:1

435	HORSEPOWER	460	LBS. FT. TORQUE	370	HORSEPOWER	390	LBS. FT. TORQUE
427	CUBIC INCHES	11.00:1	COMP. RATIO	350	CUBIC INCHES	11.00:1	COMP. RATIO

5904 1969 ..... L-71.....427 ..... 435.....460 .....11.00:1  
5905 1970 ..... LT-1.....350 ..... 370.....380 .....11.00:1

390	HORSEPOWER	500	LBS. FT. TORQUE	370	HORSEPOWER	360	LBS. FT. TORQUE
454	CUBIC INCHES	10.25:1	COMP. RATIO	360	CUBIC INCHES	8.5:1	COMP. RATIO

5906 1970 ..... LS-5 .....454 ..... 390.....500 .....10.25:1  
5907 1971 ..... BASE.....350 ..... 270.....360 .....8.5:1

350	HORSEPOWER	350	LBS. FT. TORQUE	350	HORSEPOWER	480	LBS. FT. TORQUE
350	CUBIC INCHES	8.5:1	COMP. RATIO	454	CUBIC INCHES	8.5:1	COMP. RATIO

5908 1971 ..... LT-1 .....350 ..... 330.....360 .....9.0:1  
5909 1971 ..... LS-5 .....454 ..... 365.....460 .....8.5:1

425	HORSEPOWER	475	LBS. FT. TORQUE	350	CUBIC INCHES	350	LBS. FT. TORQUE
454	CUBIC INCHES	10.25:1	COMP. RATIO	350	CUBIC INCHES	350	LBS. FT. TORQUE

5910 1971 ..... LS-6 .....454 ..... 425.....475 .....9.0:1  
5911 1972 ..... BASE.....350 ..... — .....360 .....8.5:1

350	CUBIC INCHES	350	LBS. FT. TORQUE	454	CUBIC INCHES	455	LBS. FT. TORQUE
8.5:1	COMP. RATIO	8.5:1	COMP. RATIO	8.5:1	COMP. RATIO	8.5:1	COMP. RATIO

5912 1972 ..... LT-1 .....350 ..... — .....360 .....9.0:1  
5913 1972 ..... LS-5 .....454 ..... — .....455 .....8.5:1

350	CUBIC INCHES	270	LBS. FT. TORQUE	350	CUBIC INCHES	350	LBS. FT. TORQUE
8.5:1	COMP. RATIO	8.5:1	COMP. RATIO	8.5:1	COMP. RATIO	8.5:1	COMP. RATIO

5914 1973-74 ..... L-48 .....350 ..... — .....270 .....8.5:1  
5915 1973 ..... L-82 .....350 ..... — .....350 .....9.0:1

454	CUBIC INCHES	395	LBS. FT. TORQUE	350	CUBIC INCHES	285	LBS. FT. TORQUE
8.25:1	COMP. RATIO	8.25:1	COMP. RATIO	8.5:1	COMP. RATIO	8.5:1	COMP. RATIO

5916 1973-74 ..... LS-4 .....454 ..... — .....395 .....8.25:1  
5917 74 ..... L-82 .....350 ..... — .....285 .....9.0:1

L-48	350	CUBIC INCHES	270	LBS. FT. TORQUE	L-82	350	CUBIC INCHES
8.5:1	COMP. RATIO	8.5:1	COMP. RATIO	8.5:1	COMP. RATIO	8.5:1	COMP. RATIO

5918 1975-76 ..... L-48 .....350 ..... — ..... — .....8.5:1  
5919 1975-76 ..... L-82 .....350 ..... — ..... — .....9.0:1

427	CUBIC INCHES	ZL-1	427	CUBIC INCHES	L-88	427	CUBIC INCHES
-----	--------------	------	-----	--------------	------	-----	--------------

5920 ANY ..... ZL-1 .....427 ..... — ..... — ..... —  
5921 ANY ..... L-88 .....427 ..... — ..... — ..... —



5922 ANY - BLANK (Engrave Your Own Unique Information)

## REAR VIEW MIRROR BRACKETS & COVERS



5220 1963-66 Corvette Rear View Mirror Bracket & Screw  
5221 1967 Corvette Rear View Mirror Bracket & Screw



5222 1968-76 Corvette Hardtop Rear View Mirror Bracket Kit  
5222A 1968-76 Corvette Hardtop Bracket Only  
5222B 1968-76 Corvette Ball Stud Bracket  
5222C 1968-76 Corvette Stud Retainer

5223 1968-75 Convertible Rear View Mirror Bracket Kit  
5223A 1968-76 Corvette Convertible Bracket Only  
5222B 1968-76 Corvette Ball Stud Bracket  
5222C 1968-76 Corvette Stud Retainer



5224 1967 Corvette - Black (\*)  
5224B 1967 Corvette - Medium Blue  
5224C 1967 Corvette - Dark Saddle  
5224D 1967 Corvette - Dark Green  
5224E 1967 Corvette - Teal Blue  
5224G 1967 Corvette - White  
5224H 1967 Corvette - Natural (\*)

5226 1968-76 Corvette - Black (\*)  
5226A 1968 Corvette - Dark Blue  
5226B 1968 Corvette - Tobacco  
5226C 1968-69 Corvette - Saddle  
5226D 1968-69 Corvette - Gun Metal  
5226E 1968-70 Corvette - Bright Blue  
5226G 1969-70 Corvette - Dark Saddle  
5226H 1969-71 Corvette - Green  
5226I 1971-72 Corvette - Medium Blue  
5226J 1971-72 Corvette - Dark Saddle  
5226K 1973 Corvette - Dark Saddle  
5226L 1973-75 Corvette - Medium Saddle  
5226M 1973-75 Corvette - Ox Blood..  
5226N 1973-75 Corvette - Midnight Blue  
5226R 1976 Corvette - Blue Green  
5226S 1976 Corvette - White (\*)  
5226T 1976 Corvette - Smoke Grey  
5226U 1976 Corvette - Buck  
5226V 1976 Corvette - Dark Brown

## UNDER HOOD COMPONENTS



1018A 1955-67 Corvette Carburetor Linkage Bushing  
1018 1955-67 Corvette Carb Linkage Bushing (10-Piece)



5156 1957-1962 Electric Wiper Switch Actuator Assembly  
5156A 1959-62 Electric Washer Switch Actuator Assembly

If we do not have your color in stock or if you want a custom color, the Black (5224 or 5226), Natural (5224H) or White (5226S) can easily be painted in the color of your choice with a vinyl based paint.

**STEERING COMPONENTS**

The following levers with black knobs can be color matched to your interior with special interior paints.



5160 1953-60 Corvette Turn Signal Lever



5161 1961-62 Corvette Turn Signal Lever



5162 1963 Corvette Turn Signal Lever with Tilt



5163 1964-66 Corvette Turn Signal Lever



5164 1967 Corvette Turn Signal Lever



5165 1968 Turn Signal Lever with or without Tele, with Tilt



5166 1969 Corvette Turn Signal Lever with Tilt &amp; Tele



5167 1969 Early Corvette Tilt Wheel Release Lever



5168 1969 Late-71 Corvette Tilt Wheel Release Lever



5173 1970-71 Corvette Turn Signal Lever with Tilt &amp; Tele



5174 1970-71 Corvette Turn Signal Lever, w/o Tilt &amp; Tele



5175 1972-74 Corvette Turn Signal Lever with Tilt &amp; Tele



5169 1972-74 Corvette Tilt Wheel Release Lever



5176 1972-74 Corvette Turn Signal Lever, w/o Tilt &amp; Tele



5150

5150 1963 Corvette Turn Signal Cancelling Cam



5151

5151 1964-66 Turn Signal Cancelling Cam, w/o Telescopic

**STEERING COMPONENTS**

5148

5148 1967-68 Corvette Cancelling Cam with Telescopic



5149

5149 1967-68 Corvette Cancelling Cam without Telescopic, without Tilt Wheel

**INTERIOR COMPONENTS**

5950 1968-77 Corvette Inside Door Handle Bezels



5951 1968-77 Corvette Inside Door Handle Emblems.



5980 1978-82 Corvette Door Panel Outside Mirror Escutcheon



5600 1984-85 Corvette Door Panel Insert with Power Locks, Passenger Side

5601 1984-85 Corvette Door Panel Insert with Power Locks, Drivers Side

5602 1984-85 Corvette Door Panel Insert without Power Locks, Passenger Side

5603 1984-85 Corvette Door Panel Insert without Power Locks, Passenger Side



5230 1966-68 Corvette Seat Belt Pocket for Cars with the Shoulder Belt Option

**GAUGE COMPONENTS**

5215 1963-64 Corvette Speedo &amp; Tach Needle Assembly

## HORN BUTTONS



5050 5067

- 5156A 1956-62 Corvette Horn Button Assembly
- 5067 1956-62 Corvette Horn Button Assembly - Black Flags



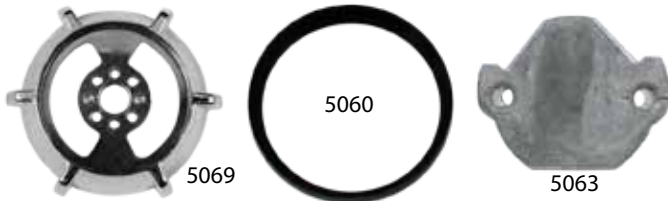
5068 5053

- 5068 1958 Corvette Horn Button
- 5053 1963-64 Corvette Horn Button Assembly



5056 5059

- 5056 1965-66 Corvette Standard Horn Button Assembly
- 5059 1965-66 Corvette Telescopic Horn Button Assembly



5069

5060

5063

- 5069 1965-66 Corvette Telescopic Locking Ring w/Fasteners
- 5060 1965-66 Corvette Telescopic Horn Button Liner
- 5063 1965-66 Corvette Telescopic Horn Button Retainer

## HORN BUTTONS



5064 5065

- 5064 1967 Corvette Horn Button Assembly
- 5065 1967 Corvette Chrome Telescopic Lock Ring



5066 1968 Corvette Black Paint Telescopic Lock Ring



5078 1976-80 Corvette Horn Button Emblem without Tilt



## CORVETTE CONTROVERSY - YOU DECIDE WHICH FLAG IS CORRECT

Trim Parts has researched the "black or white paint in the upper corner of the flag" controversy, and cannot confirm which is correct. So we made both so you can decide which one you want to use..



5073

5073C

### Non-Tilt/Telescopic Steering Wheel

- 5073 1969-75 Corvette Assembled Horn Button w/o Telescopic/Tilt, Black Upper Left Hand Corner of Flag
- 5073A 1969-75 Corvette Assembled Horn Button w/o Telescopic/Tilt, White Upper Left Hand Corner of Flag
- 5073B 1969-75 Corvette Chromated Unassembled Horn Button w/o Telescopic/Tilt, Black Upper Left Hand Corner of Flag
- 5073C 1969-75 Corvette Chromated Unassembled Horn Button w/o Telescopic/Tilt, White Upper Left Hand Corner of Flag



5074


5074C

### Tilt/Telescopic Steering Wheel

- 5074 1969-75 Corvette Assembled Horn Button with Telescopic/Tilt, Black Upper Left Hand Corner of Flag
- 5074A 1969-75 Corvette Assembled Horn Button with Telescopic/Tilt, White Upper Left Hand Corner of Flag
- 5074B 1969-75 Corvette Chromated Unassembled Horn Button with Telescopic/Tilt, Black Upper Left Hand Corner of Flag
- 5074C 1969-75 Corvette Chromated Unassembled Horn Button with Telescopic/Tilt, White Upper Left Hand Corner of Flag

## VENT WINDOW REGULATORS

Cast with a quality zinc alloy from a GM-licensed mold. Individually hand assembled and guaranteed quality.



5265 1963-64 Corvette Coupe Vent Wing Regulator, Pass  
5265A 1963-64 Corvette Coupe Vent Wing Regulator, Driver



5267 1965-67 Convertible Vent Wing Regulator, Pass  
5267A 1965-67 Convertible Vent Wing Regulator, Driver



5266 1963-64 Corvette Convertible and 1965-67 Corvette Coupe Vent Wing Regulator, Passenger Side  
5266A 1963-64 Corvette Convertible and 1965-67 Corvette Coupe Vent Wing Regulator, Drivers Side

## CONVERTIBLE TOP COMPONENTS



5195 1963-67 Corvette Convertible Top Lid & Door Alignment Wedges with Shims & Screws; Includes Right & Left Plastic Piece, and Right & Left Die Cast Piece, (4) Shims and (8) Screws



4578 1968 Corvette Convertible Door Alignment Wedges, Includes Shims and Screws

## 1956-66 CORVETTE SILL PLATES

Trim Parts manufactures our sill plates with the correct 13 groove center design, unlike the "other guys" incorrect 11 groove design, which doesn't get past the judges. Trim Parts' sill plates are GM-licensed and manufactured to original GM specifications.

OFFICIALLY  
LICENSED BY



5260 1956-60 Corvette Sill Plates with Fasteners



5262 1956-60 Corvette Sill Plates Spacers, White Oak



5261 1956-60 Corvette Filler Plates with Fasteners



5263 1961-62 Corvette Sill Plates with Spacers & Fasteners

5264 1961-62 Corvette Sill Plate Spacers Only

## UNDER HOOD COMPONENTS

5145 1961-62 Corvette Master Cylinder Plastic Cap (2 Req'd)



These accurate reproductions are made of the original material and color, and should not be painted to match the body color.

(2) Sets of Part # 5192 Required for: Convertible Serial Numbers 7484-14783, and Coupe Serial Numbers 7484-13718

(1) Set of Part # 5192 Required for: Convertible Serial Numbers 14784-18950, and Coupe Serial Numbers 13719-16360

5192 1963 Corvette Hood Alignment Wedges, Set of 4 (2 Upper & 2 Lower)

5190 1963 Hood Alignment Wedge Upper Only, Plastic

5191 1963 Hood Alignment Wedge Lower Only, Die Cast



# CHEVROLET

## CHEVELLE / MALIBU



When the all new Chevelle debuted in 1964, the performance automotive world was in a wonderful state of transition. Not only were bigger and more powerful engines being offered by Detroit, but for the first time, they were being offered in small cars. Many historians consider this period to be the birth of true muscle cars. While not everyone can agree on the time muscle cars began, everyone agrees Chevrolet's Chevelle was a major player.



### INDEX

Hood / Grille Emblems & Trim .....	23, 24
Front Fender Emblems .....	25
Wheel Cover Emblems .....	25
Exterior Trim .....	26
Trunk, Tailgate & Rear Emblems .....	26, 27
Exterior Door Handles .....	27
Parking Light Lenses .....	27
Rear Quarter Emblems & Scripts .....	27
Front Marker Light Bezels .....	28
Marker Light Assemblies .....	28
Tail Light & Back Up Light Lenses .....	28, 29
License Lamp Lenses .....	29
Interior Lenses & Bezels .....	30
Dome Light Assemblies .....	30
Horn Button Assemblies .....	30
Miscellaneous Interior .....	31, 32
Interior Emblems .....	32
Sill Plates .....	32
Window Trim .....	33

### HOOD / GRILLE EMBLEMS & TRIM

**CHEVROLET**

4012 1964 Chevelle/El Camino "Chevrolet"  
Hood Letters with Fasteners

**CHEVROLET**

4216 1965 Chevelle/El Camino "Chevrolet"  
Hood Letters with Fasteners



4305 1966 Chevelle/El Camino Hood Spear



4310 1966 Chevelle "SS 396" Grille Emblem with Fasteners



4312 1966 Chevelle "SS 427" Grille Emblem & 66-67  
Rear Panel Emblem with Spacer & Fasteners



4309 1966 "Chevelle" Grille Emblem with Fasteners



4410 1967 "Chevelle" Hood Emblem with Fasteners



4411 1967 Chevelle "SS 396" Grille Emblem  
with Retainer & Fasteners



4413 1967 Chevelle "SS 427" Grille Emblem  
with Retainer & Fasteners



4500 1968 Chevelle/El Camino "SS 396" Grille Emblem  
with Retainer & Fasteners

## HOOD / GRILLE EMBLEMS & TRIM



- 4510 1968-72 Chevelle/El Camino Cowl Grille, No Air, (3-Pc)
- 4511 1968-72 Chevelle Cowl Grille, with Air, (3-Piece)




- 4603 1969 Chevelle Standard "Bowtie" Grille Emblem Assembly with Retainer and Fasteners



- 4600 1969 Chevelle/El Camino "SS 396" Grille Emblem with Retainer and Fasteners

1970-72 Chevelle grille emblems, although similar, have different mounting studs for the different years. Our emblems have the correct mounting studs, our competitors use only 1 emblem for all 3 years.



- 4674 1970 Chevelle Standard "Bowtie" Grille Emblem with Retainer & Fasteners



- 4675 1970 "Chevelle" Grille Emblem with Fasteners



- 4741 1971 "Chevelle" Grille Emblem with Fasteners

## HOOD / GRILLE EMBLEMS & TRIM



- 4760 1972 "Chevelle" Grille Emblem with Fasteners



- 9810 1971-72 Chevelle "350" Grille Emblem - Will Fit, but is Not Original (Correct for El Camino) with Fasteners



- 9811 1971-72 Chevelle "454" Grille Emblem - Will Fit, but is Not Original Includes Fasteners



- 4740 1971-72 Chevelle Standard "Bowtie" Grille Emblem Assembly with Retainer and Fasteners



- 4743 1971 Chevelle "SS" Grille Emblem with Fasteners



- 4770 1972 Chevelle "SS" Grille Emblem with Fasteners



- 4775 1973 Chevelle "SS" Grille Emblem with Retainer & Fasteners

## 1967-68 CHEVELLE / EL CAMINO GRILLE EMBLEMS

Although the two look similar, don't be fooled. The red color on the 1967 emblem is lighter than the red color on the 1968 emblem. Other manufacturers sell only one version for both years, but not Trim Parts. We manufacture the most original looking, best fitting, GM-licensed parts in the restoration business.



- 4414 1967 Grille Emblem, Includes: Fasteners



- 4499 1968 Grille Emblem, Includes: Fasteners



## FRONT FENDER EMBLEMS



4006 1964 Chevelle Front Fender "V" Emblem w/Fasteners



4220 1965-67 Chevelle Front "396 Turbo-Jet" Fender X-Flag Emblem with Fasteners



4530 1968 "Malibu" Front Fender Emblem with Fasteners



4620 1969-72 Chevelle "SS" Front Fender Emblem - White, with Fasteners (2 Pair Required Per Car)

4620R 1969-72 Chevelle "SS" Front Fender Emblem, Red

4621 1969-72 Chevelle "SS" Front Fender Emblem, Black



4673 1970 "Malibu" Front Fender Emblem with Fasteners



4735 1971-72 "Malibu" Front Fender Emblem w/Fasteners

## INDIVIDUAL NUMBERS

Show off the size of your engine. Combine individual numbers to identify other engine sizes such as "327", "355", "383" and more! Numbers are made of top-quality die-cast metal, chrome plated, and recess painted in black, white or red. Each number is approximately 1-3/8" long by 5/8" tall. Attaches with the strongest double sided tape available in the automotive industry.



Number	Black	White	Red
"0"	5185C	5186C	5188C
"2"	5185D	5186D	5188D
"3"	5185E	5186E	5188E
"4"	5185A	5186A	5188A
"5"	5185B	5186B	5188B
"6"	5185F	5186F	5188F
"7"	5185G	5186G	5188G
"8"	5185J	5186J	5188J
"9"	5185H	5186H	5188H

## FRONT FENDER EMBLEMS



4650 1970 Chevelle "307" Front Fender Emblem w/Fasteners



4651 1970-72 Chevelle "350" Front Fender Emblem with Fasteners



4652 1970-71 Chevelle "400" Front Fender Emblem with Fasteners



4700 1970-72 Chevelle "454" Front Fender Emblem with Fasteners



3100 1973-74 Chevelle "SS" Front Fender Emblem with Fasteners



4598 1968-69 "Chevelle" Front Header Panel Emblem with Fasteners



4599 1969 Chevelle "BY CHEVROLET" Front Header Panel Emblem with Fasteners

## WHEEL COVER EMBLEMS



2390



4219



4490



4492



4590

2390 1964 Malibu "SS" Wheel Cover Emblem

4219 1965 Standard Wheel Cover Emblem

4490 1967 "SS" Wheel Cover Emblem

4492 1967-1968 Standard Wheel Cover Emblem

4590 1968 "SS 396" Wheel Cover Emblem

**TRUNK, TAILGATE & REAR EMBLEMS**



4005 1964 "SS" Trunk Lid Emblem with Fasteners



4004 1964 Rear Emblem



4149 1964-65 Chevelle "CHEVROLET" Trunk Letters w/Fasteners set



4215 1965 "Malibu SS" Trunk Emblem with Fasteners



4208 1965 "Malibu SS 396" Trunk Emblem with Fasteners



4311 1966 "SS 396" Rear Panel Emblem



4312 1966-67 "SS 427" Rear Panel, 1966 Grille Emblem



4313 1966 "Chevelle" Rear Panel Emblem, Also Fits: 1967 Sedan Except Malibu & Deluxe



4314 1966 "Chevelle" Trunk Emblem



4318 1966 Malibu Rear Emblem, Plastic



4400 1967 "Chevelle" Rear Panel Emblem with Fasteners



4405 1967 "SS 396" Rear Panel Emblem with Fasteners

**TRUNK, TAILGATE & REAR EMBLEMS**



4501 1968 "SS 396" Rear Panel Emblem with Fasteners



4502 1968 "Chevelle" Rear Panel Emblem with Fasteners



4601 1969 "SS 396" Rear Panel Emblem with Fasteners



4640 1969 "Chevelle by Chevrolet" Rear Deck Emblem with Fasteners



4676 1970 "Chevelle by Chevrolet" Trunk Lid Emblem with Fasteners



4755 1971-72 "SS" Rear Bumper Emblem with Steel Insert as Original, with Fasteners



4750 1971-72 "Chevelle by Chevrolet" Trunk Lid Emblem with Fasteners



4756 1973 "SS" Rear Panel Emblem with Fasteners

**EXTERIOR TRIM**



4724



4725

4724 1970-72 Chevelle Vinyl Top Trim Front, Hardtop Only

4725 1970-72 Chevelle Hardtop Vinyl Top Trim Rear w/Fasteners

## REAR QUARTER EMBLEMS & SCRIPTS

*Malibu*

4011 1964 "Malibu" Rear Quarter Emblem with Fasteners.

*Malibu SS*

4010 1964 "Malibu SS" Rear Quarter Emblem with Fasteners

*Malibu* CHEVELLE

4211 1965 "Malibu Chevelle" Rear Quarter Emblem w/Fasteners

*Malibu SS*

4210 1965 "Malibu SS" Rear Quarter Emblem with Fasteners

**Super Sport**

4315 1966 "Super Sport" Rear Quarter Emblem with Fasteners

*Malibu*

4325 1966-67 "Malibu" Rear Quarter Emblem with Fasteners

**Super Sport**

4352 1967 "Super Sport" Rear Quarter Emblem with Fasteners

**MALIBU**

4610 1969 "Malibu" Rear Quarter Emblem with Fasteners

## PARKING LIGHT LENSES



A4247

A4248



A4249

A4250

A4247 1964 Chevelle Parking Lens, Amber, Also Fits El Camino  
 A4247C 1964 Chevelle Parking Lens, Clear, Correct for Arcadian  
 A4248 1965 Chevelle Parking Lens, Amber, Also Fits El Camino  
 A4249 1966 Chevelle Parking Lens, Amber, Also Fits El Camino  
 A4249C 1966 Chevelle Parking Lens, Clear, Also Fits El Camino  
 A4250 1967 Chevelle Parking Lens, Amber, Also Fits El Camino  
 A4250C 1967 Chevelle Parking Lens, Clear  
 A4250G 1967 Chevelle Parking Lens Gasket

## EXTERIOR DOOR HANDLES & COMPONENTS



Each Trim Parts door handle comes completely assembled and includes the correct length push rods, paint gaskets and mounting hardware. Everything you need to install them on your car.

- 4154 1964-65 Chevelle 2 & 4 Door Front Handle Assembly  
Also Fits: 1964-1965 El Camino
- 4156 1964-65 Rear Door Handle Assembly
- 4155 1966-67 Chevelle 2 & 4 Door Front Handle Assembly  
Also Fits: 1966-67 El Camino
- 4157 1966-67 Chevelle Rear Door Handle Assembly .
- 4780 1968-69 Chevelle 2 & 4 Door Front Handle Assembly
- 4784 1968-69 Front Door Handle Assembly +.25 Longer
- 4781 1968-69 Chevelle Rear Door Handle Assembly
- 4890 1968-72 Chevelle Wagon Door Handle Assembly
- 4782 1970-72 Chevelle 2 & 4 Door Front Handle Assembly
- 4783 1970-72 Chevelle Rear Door Handle Assembly

Push Button Kit Includes:

- 2 Push Buttons with Rods
- 2 Springs
- 2 O-Rings and 2 Retainers



5255 1964-72 Chevelle Outside Door Handle

## PARKING LIGHT LENSES



A4252



A4253




A4275



A4278

\* ORIGINAL  
GM TOOLING



A4505



A4280

- A4505 1968 Chevelle Parking Lens, Amber
- A4505C 1968 Chevelle Parking Lens, Clear
- A4252 1969 Malibu Parking Lens, Clear, w/o Trim & Paint
- A4252G 1969 Malibu Parking Lens Gasket, w/o Trim & Paint
- A4253 1969 Chevelle Parking Lens, "SS" Chrome Trim & Paint
- A4252G 1969 Chevelle Parking Lens Gasket, "SS" Chrome Trim
- A4275 1970 Chevelle Non-"SS" Parking Lens, Amber\*
- A4275G 1970 Chevelle Non-"SS" Parking Lens Gasket
- A4278 1970 Chevelle "SS" Lens, Clear\*
- A4275G 1970 Chevelle "SS" Lens Gasket
- A4280 1971 Chevelle Parking Lens\*
- A4280G 1971 Chevelle Parking Lens Gasket
- A4300 1972 Chevelle Parking Lens, Amber - 1st Design\*
- A4310 1972 Chevelle Parking Light Lens, Clear - 2nd Design\*

## FRONT MARKER LIGHT BEZELS



- 4520 1968 Chevelle "307" Front Marker Light Bezel w/Fasteners
- 4521 1968 Chevelle "327" Front Marker Light Bezel w/Fasteners



- 4522 1968 Chevelle "350" Front Marker Light Bezel w/Fasteners
- 4523 1968 Chevelle "396" Front Marker Light Bezel w/Fasteners



- 4524 1968 Chevelle "427" Front Marker Light Bezel w/Fasteners
- 4524A 1968 Chevelle "427" Front Marker Light Bezel Red w/Fasteners



- 4605 1969 Chevelle "250" Front Marker Light Bezel w/Fasteners
- 4606 1969 Chevelle "307" Front Marker Light Bezel w/Fasteners
- 4607 1969 Chevelle "350" Front Marker Light Bezel w/Fasteners

## MARKER LIGHT LENSES & BEZELS



A3071



A3072



A3070

- A3070 1968 Chevelle Front Marker Light Assembly, Clear
- A3070G 1968 Chevelle Front Marker Light Lens Gasket
- A3071 1968 Chevelle Front Marker Light Assembly, Amber
- A3070G 1968 Chevelle Front Marker Light Lens Gasket
- A3072 1968-69 Wagon, Rear Marker Light Assembly, Red
- A3070G 1968-69 Wagon Front Marker Light Lens Gasket

A4890/A



4790



- A4890 1973-77 Chevelle Front Side Marker Light Assembly, Passenger, Also Fits El Camino
- A4890A 1973-77 Chevelle Front Side Marker Light Assembly, Drivers, Also Fits El Camino
- 4790 1973-77 Chevelle Wagon Rear Marker Light Bezel, Right & Left Hand



- A4710 1980-81 Malibu Front Marker Light Assembly, Passenger Side
- A4710A 1980-81 Malibu Front Marker Light Assembly, Drivers Side



## TAIL LIGHT & BACK UP LIGHT LENSES



- A4200 1964 Chevelle Tail Light Lens, Red
- A4225 1964 Chevelle Back Up Lens, Clear w/Red Reflectors
- A4200G 1964 Chevelle Tail Light Gasket



A4206

A4205

- A4206 1965 Chevelle Tail Light Lens without Chrome Trim
- A4205 1965 Chevelle Tail Light Lens with Chrome Trim
- A4205G 1965 Chevelle Tail Light Lens Gasket



A4840

- A4835 1965 Chevelle Wagon Outer Tail Light Lens, Red Also Fits 1965 El Camino
- A4840 1965 Chevelle Wagon Inner Tail Light Lens, Clear Also Fits 1965 El Camino
- A4840G 1965 Chevelle Wagon Inner Tail Light Lens Gasket



- A4230 1965 & 67 Chevelle/Wagon/El Camino Back Up Lens



- A4846 1966 Chevelle Wagon Inner Tail Light Lens, Also Fits 1966 El Camino



- A4321 1966 Chevelle Back Up Lens



A4209

- A4209 1966 Chevelle Tail Light Lens, Outer
- A4209G 1966 Chevelle Outer Tail Light Lens Gasket
- A4210 1966 Chevelle Tail Light Lens, Inne



- 4320 1966 Chevelle Rear Lamp Bezel Kit (8 Retainers & Screws)

## TAIL LIGHT & BACK UP LIGHT LENSES



A4215 1967 Chevelle Tail Light Lens  
A4215G 1967 Chevelle Tail Light Lens Gasket



A4218 1968 Chevelle Tail Light Lens  
A4218G 1968 Chevelle Tail Light Lens Gasket



A4235 1968 Chevelle/Wagon/El Camno Back Up Lens



A4865 1968-69 Chevelle Tail Light Lens, Passenger  
A4865A 1968-69 Chevelle Tail Light Lens, Drivers



A4219 1969 Chevelle Tail Light Lens  
A4219G 1969 Chevelle Tail Light Lens Gasket



A4260 1970 Malibu Tail Light, Passenger Side  
A4260A 1970 Malibu Tail Light, Drivers Side  
A4260S Right & Left Hand



A4870 1970-72 Chevelle Tail Light Lens, Station Wagon, Passenger Side  
A4870A 1970-72 Chevelle Tail Light Lens, Station Wagon, Drivers Side  
A4870G 1970-72 El Camino Tail Light Lens Gasket



A4869 1970-72 Chevelle Wagon Rear Lamp Lens Reflector

## TAIL LIGHT & BACK UP LIGHT LENSES



- "SS" lenses include chrome trim ring shown in photos.
- Non "SS" lenses do not have the chrome trim ring.

- A4400 1971 Chevelle Tail Light, Drivers without Trim
- A4401 1971 Chevelle Tail Light, Passenger without Trim
- A4420 1971 Chevelle Back Up, Drivers without Trim
- A4421 1971 Chevelle Back Up, Passenger without Trim
- A4402K 1971 Malibu & "SS" Tail Light & Back Up Set
- A4402 1971 Malibu & "SS" Tail Light Drivers with Trim
- A4403 1971 Malibu & "SS" Tail Light Passenger with Trim
- A4422 1971 Malibu & "SS" Back Up, Drivers with Trim
- A4423 1971 Malibu & "SS" Back Up, Passenger with Trim
- A4400G Gasket for Above Lenses



- "SS" lenses include chrome trim ring shown in photos.
- Non "SS" lenses do not have the chrome trim ring.

- A4404 1972 Chevelle Tail Light, Drivers without Trim
- A4405 1972 Chevelle Tail Light, Passenger without Trim
- A4424 1972 Chevelle Back Up, Drivers without Trim
- A4425 1972 Chevelle Back Up, Passenger without Trim
- A4406K 1972 Malibu & "SS" Tail Light & Back Up Set
- A4406 1972 Malibu & "SS" Tail Light, Drivers with Trim.
- A4407 1972 Malibu & "SS" Tail Light, Passenger with Trim
- A4426 1972 Malibu & "SS" Back Up, Drivers with Trim
- A4427 1972 Malibu & "SS" Back Up, Passenger with Trim



A4874 1973-77 Chevelle Wagon Tail Light Lens, Passenger  
A4874A 1973-77 Chevelle Wagon Tail Light Lens, Drivers  
A4875 1973-77 Chevelle Wagon Back Up Light Lens, Pass  
A4875A 1973-77 Chevelle Wagon Back Up Light Lens, Drivers

## LICENSE PLATE LAMP LENSES



A2190 1966-70 Chevelle & 72 Wagon License Light Lens  
A2190G 1966-70 Chevelle License Light Lens Gasket

## MAP LIGHT LENS



5625 1969-71 Chevelle Map Light Lens (Rear View Mirror)

CHEVELLE / MALIBU

**INSTRUMENT LENSES**




2394 1964-67 Chevelle Console Clock Lens



4361 1966-67 Chevelle Shift Indicator Lens, PG, Blue



4362 1966-67 Chevelle Shift Indicator Lens, TH, Blue



4581

4582

4583

4584

4581 1968-70 Chevelle Console Shift Indicator Dial, PG, Green

4582 1968-70 Chevelle Console Shift Indicator Dial, TH, Green

4583 1971-72 Chevelle Console Shift Indicator Dial, PG, Blue

4584 1971-72 Chevelle Console Shift Indicator Dial, TH, Blue

**RADIO LENSES**



2120 1969-70 Chevelle Mono & AM/FM Stereo Radio Lens  
White Letters, Medium Green Top Edge

2121 1969 Chevelle AM/FM Stereo Radio Lens  
Green Letters, Light Green Top Edge



4615 1971-72 Chevelle AM/FM Mono Radio Lens White Letters,  
Medium Blue Top Edge

4616 1971-72 Chevelle AM/FM Stereo Radio Lens White Letters,  
Medium Blue Top Edge

**DOME LIGHT LENSES**



4552 1968-70 Chevelle Dome Light Assembly,  
Includes Base, Lens, Bulb Clips and Wire Leads

4550 Base Only, (DOES NOT Include Bulb, Clips or Leads)

4551 Lens Only

**HORN BUTTONS**



4000 1964 Chevelle "Wood Wheel" Horn Button Assembly

4001 1964 Chevelle Standard Wheel Horn Button Assembly



4200 1965 Chevelle "Wood Wheel" Horn Button Assembly

4201 1965 Chevelle Standard Wheel Horn Button Assembly



4300 1966 Chevelle "Wood Wheel" Horn Button Assembly

4301 1966 Chevelle Standard Wheel Horn Button Emblem Only  
with Repair Kit



4450 1967 Chevelle "SS" Horn Button Emblem Only

4460 1967 Chevelle Horn Button Emblem Only



4465 1967 Malibu "Bowtie" Horn Button Emblem Only

6720 1967-72 "Wood Wheel" Horn Button Assembly



4475 1968 Chevelle "SS" Steering Wheel Emblem

6780 1969 Chevelle "SS" Horn Pad Emblem.

## STEERING COMPONENTS

The following levers with black knobs can be color matched to your interior with special interior paints.

- 5162 1964-66 Chevelle Turn Signal Lever with Tilt Wheel 
  - 3028 1964-66 Chevelle Turn Signal Lever without Tilt Wheel 
  - 2299 1964-66 Chevelle Tilt Wheel Release Lever 
  - 4470 1967 Chevelle Tilt Wheel Release Lever 
  - 5165 1967 Chevelle Turn Signal Lever with Tilt Wheel 
  - 5168 1968-70 Chevelle Tilt Wheel Release Lever 
  - 5174 1968-70 Chevelle Turn Signal Lever with or w/o Tilt 
  - 5169 1971-74 Chevelle Tilt Wheel Release Lever 
  - 5176 1971-74 Chevelle Turn Signal Lever with or w/o Tilt 
- 
- 4185  5149 
- 
- 4566 1967 Chevelle Lower Steering Column Cover 
  - 4576 1970-72 Chevelle "SS" Lower Steering Column Cover, Correct for Round Gauge Dash 

## SHIFTER CONSOLE COMPONENTS



- 4580 1968-72 Chevelle 4-Speed Console Shift Plate 
- 4575 1970-72 Chevelle Console Seat Belt Pocket with Stainless Steel Retainer & Screws, Black 
- 4570 1968 Chevelle Center Console Cover with Chrome Trim, No Fleecing on Back 
- 4571 1969 Chevelle Center Console Cover with Chrome Trim, Fleecing on Back 
- 4572 1970-72 Chevelle Center Console Cover with Chrome Trim, Fleecing on Back and Cut-out For Lock Cylinder 
- 4573 1968-72 Chevelle Center Console, Chrome Trim Only, Fits All Covers Above 
- 4574 1968-72 Chevelle Center Console Rear Panel, Includes: Lens, Bulb Clips, Screws & Wiring Pigtails 
- 4360 1966-67 Chevelle 3/4-Spd Console Retainer w/Fasteners 
- 4160 1964-67 Chevelle Automatic Transmission Floor Shift Lever Release Button 

**DASH COMPONENTS**



4303 1966 Chevelle "Super Sport" Dash Emblem Bright Chrome



4445 1967 Chevelle "Super Sport" Dash Emblem Brushed

**INTERIOR COMPONENTS**



9579 Chevelle Temperature Control Knobs, Chrome



9579A Chevelle Temperature Control Knobs, Black



4561 1964-78 Chevelle Vent Pull Knobs (7/8" dia), Black



4560 1968-72 Chevelle Vent Pull Knobs, Chrome



The descriptions on 4175 & 4176 are correct to our findings with GM. However, we believe these parts may have been interchanged on the assembly line.

- 4175 1964-65 Chevelle 2-Dr Hardtop Windlace End Caps, Black
- 4176 1964-65 Chevelle Convertible Windlace End Caps, Black
- 4340 1966-67 Chevelle Convertible Windlace End Caps, Black

**INTERIOR COMPONENTS**



2033 1964-65 Chevelle Seat Adjuster Knob Sport Coupe/ Convertible



4578 1965-68 Chevelle Conv Door Alignment Wedges



4818 1964-67 Chevelle Wagon Tailgate Hinge Escutcheon



4585 1968-72 Chevelle Interior Rear Window Lower Molding Corners with Fasteners



4579 1969-72 Chevelle Roof Rail Window Guides



4350 1966-67 Chevelle Sport Coupe Vent Wing Handle



2330 1964-1966 Remote Mirror Pivot Plate

**IGNITION BEZELS**



- 2493 1965-66 Chevelle Ignition Bezel
- 2495 1967 Chevelle Ignition Bezel, Also Fits: 1965-1966 Impala & Caprice

**1964-72 A-BODY SILL PLATES WITH "BODY BY FISHER" TAG**

Trim Parts manufactures every sill plate to original GM specifications. This means when you install your new sill plates, they will look and fit as original...Guaranteed! Each sill plate has a hand riveted "Body by Fisher" tag, just as original. Features: finely contoured return flange, individually coated with protective plastic, no die drag marks & correctly countersunk mounting holes. These are not cheap stickers, they are the real deal.



**NEW!**

- 4150 1964-1967 A-Body Sill Plates, 2-Door, with Fasteners
- 4152 1968-1972 A-Body Sill Plates, 2-Door, with Fasteners



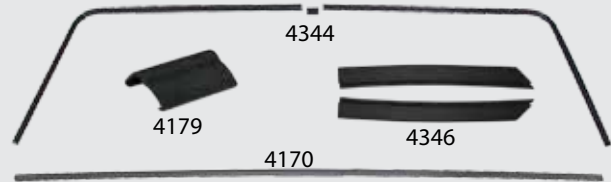
## INTERIOR REAR WINDOW & WINDSHIELD TRIM

Trim Parts' window trim is pre-bent and ready to install on your car. Window trim is available in black, but is paintable to match your car's interior. Our window trim will not deteriorate from exposure to the sun's UV rays. It's easy to install as it snaps right into place, no fasteners required.




### 1964-65 CHEVELLE 2 & 4-DOOR SEDAN

- 4177 Rear Window Trim (3 Piece)
- 4179 Rear Window Center Cap
- 4170 Interior Upper Windshield Trim
- 4180 Rear Package Tray End Trim




### 1966-67 CHEVELLE 2 & 4-DOOR SEDAN

- 4344 Rear Window Trim (3 Piece)
- 4179 Rear Window Center Cap
- 4170 Interior Upper Windshield Trim
- 4346 Rear Package Tray End Trim



### 1964-65 CHEVELLE 2-DOOR HARDTOP

- 4171 Rear Window Trim (7 Piece)
- 4172 Rear Window Trim (3 Piece) without Corners
- 4174 Upper Rear Window Corners
- 4173 Lower Rear Window Corners
- 4170 Interior Upper Windshield Trim

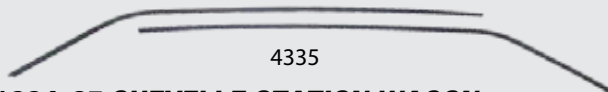


### 1966-67 CHEVELLE 2-DOOR HARDTOP

(Also Fits: 1966-67 Oldsmobile Cutlass, 442 & F-85)


- 4341 Rear Window Trim (3 Piece)
- 4343 Rear Window Center Cap
- 4170 Interior Upper Windshield Trim

Can withstand temperatures up to 220° (F) and is made from paintable polyolefins. Sun and heat will not distort in any way. Superior quality and an exact fit.



### 1964-65 CHEVELLE STATION WAGON

- 4335 Rear Side Window Trim (2 Piece)



### 1966-67 CHEVELLE STATION WAGON

- 4336 Rear Side Window Trim (4 Piece)



OFFICIALLY LICENSED BY



## UNDER HOOD COMPONENTS



- 4209 1965 Malibu "SS" "Z-16" Air Cleaner Emblem "396" with Fasteners

- 1018 1964-67 Chevelle Carburetor Linkage Bushing (10 piece)
- 1018A 1964-67 Chevelle Carburetor Linkage Bushing (each)



ALL GM PRODUCTS WE MANUFACTURE ARE LICENSED GM RESTORATION PARTS



# CHEVROLET

## EL CAMINO



Chevrolet's El Camino car/truck life began in 1959, based on the full-sized car platform. After 1960 it disappeared for a while, only to reappear in 1964 on the Chevelle platform. It proved to be a very popular combo vehicle for both businesses, and individuals; and lasted until the advent of mini trucks. Today, El Caminos of every vintage are growing rapidly in popularity. Collectors eagerly seek high performance models, and low-mileage examples in good shape.



### INDEX

Hood / Grille Emblems & Trim .....	34, 35
Front Header Panel Emblems.....	35
Front Fender Emblems & Trim.....	35
Wheel Cover & Spinner Emblems.....	35
Rear Quarter Emblems & Scripts .....	36
Trunk, Tailgate & Rear Emblems .....	36
Miscellaneous Exterior .....	36
Reflectors .....	36
Front Marker Light Bezels .....	37
Marker Light Assemblies.....	37
Rear Marker Light Bezels.....	37
Sill Plates .....	37
Window Trim.....	37
Exterior Door Handles .....	37
Parking Light Lenses.....	38
Tail Light & Back Up Light Lenses.....	38
Interior Lenses.....	39
Horn Button Assemblies .....	39
Miscellaneous Interior .....	39, 40

### HOOD / GRILLE EMBLEMS & TRIM



2028 1959 El Camino "348" Hood Emblem with Fasteners



2075 1960 El Camino 6-Cylinder Grille Emblem



2076 1960 El Camino "283" V-8 Grille Emblem



2077 1960 El Camino "348" V-8 Grille Emblem



4012 1964 El Camino Hood Letters "Chevrolet" w/Fasteners



4216 1965 El Camino Hood Letters "Chevrolet" w/Fasteners



4305 1966 El Camino Hood Spear with Fasteners



4414 1967 El Camino Grille Emblem with Clips & Fastener



4836 1967 El Camino Hood Emblem with Fasteners.



4499 1968 El Camino Grille Emblem with Clips & Fastener



4510 1968-72 El Camino Cowl Grille, No Air, (3-Pc).

4511 1968-72 El Camino Cowl Grille, with Air, (3-Piece) For Cars with Actuator on the Pass Side



4500 1968 El Camino Grille Emblem w/Retainer & Fasteners

## HOOD / GRILLE EMBLEMS & TRIM



- 4600 1969 El Camino "SS 396" Grille Emblem with Retainer & Fasteners



- 4860 1970 El Camino "Chevrolet" Grille Emblem with Retainer and Fasteners  
4861 1971-72 El Camino "Chevrolet" Grille Emblem with Retainer and Fasteners



- 9810 1971-72 El Camino Grille "350" Emblem with Fasteners



- 9811 1971-72 El Camino Grille "454" Emblem with Fasteners

## FRONT HEADER PANEL EMBLEMS



- 4851 1968-69 El Camino Front Header Panel Emblem with Fasteners.

## FRONT FENDER EMBLEMS & TRIM



- 4810 1959 El Camino Front Fender Emblem with Fasteners



- 4006 1964 El Camino Front Fender "V" Emblem w/ Fasteners



- 4220 1966-67 El Camino Front Fender Emblem "396 Turbo Jet" with Fasteners



- 4620 1969-72 El Camino Front Fender "SS" Emblem - White, with Fasteners (2 Pair Required Per Car)  
4620R 1969-72 El Camino Front Fender "SS" Emblem, Red  
4621 1969-72 El Camino Front Fender "SS" Emblem, Black

## FRONT FENDER EMBLEMS & TRIM

GM currently lists part number 6258311 to fit the 1967 Rear Quarter and the 1970-'75 Front Fender. However, by observing the stud locations and sizes, it is obvious that these parts are not interchangeable without having to drill new holes in the fender and filling in the old ones. You may also note that the '70-'75 Front Fender emblems have a brushed finish on the face, while the 1967 Rear Quarter emblems do not.



- 4875 1970 El Camino Front Fender Emblem w/Fasteners



- 4876 1971-75 El Camino Front Fender Emblem w/Fasteners



- 4700 1970-72 El Camino Front Fender "454" Emblem with Fasteners

## WHEEL COVER & SPINNER EMBLEMS



- 2052 1959-60 El Camino Spinner Assembly, Original Silver (Set of 4) with Retainers  
2050 1959-60 El Camino Emblem Insert Only, Silver  
2053 1959-60 El Camino Spinner Assembly, Black (Set of 4) with Retainers  
2051 1959-60 El Camino Emblem Insert Only, Black

## INDIVIDUAL NUMBERS

Show off the size of your engine. Combine individual numbers to identify other engine sizes such as "327", "355", "383" and more! Numbers are made of top-quality die-cast metal, chrome plated, and recess painted in black, white or red. Each number is approximately 1-3/8" long by 5/8" tall. Attaches with the strongest double sided tape available in the automotive industry.



Number	Black	White	Red
"0"	5185C	5186C	5188C
"2"	5185D	5186D	5188D
"3"	5185E	5186E	5188E
"4"	5185A	5186A	5188A
"5"	5185B	5186B	5188B
"6"	5185F	5186F	5188F
"7"	5185G	5186G	5188G
"8"	5185J	5186J	5188J
"9"	5185H	5186H	5188H

**REAR QUARTER PANEL EMBLEMS & SCRIPTS**



4815 1964 El Camino Rear Quarter Emblem with Fasteners



4825 1965 El Camino Rear Quarter Emblem with Fasteners



4841 1966 El Camino Rear Quarter Emblem with Fasteners



4837 1967 El Camino Rear Quarter Emblem with Fasteners



4850 1968-69 El Camino Rear Quarter Emblem w/Fasteners

**TAILGATE & REAR EMBLEMS**



4800 1959 El Camino Tailgate Emblem Plastic



2088 1960 El Camino Rear "V" with Fasteners



2093 1960 El Camino "348" Tailgate Emblem w/Fasteners



4816 1964-65 El Camino Tailgate Emblem with Fasteners.



4149 1964-66 El Camino Tailgate Letters with Fasteners



4840 1966 El Camino Tailgate Emblem with Fasteners



4834 1967 El Camino Tailgate Emblem with Fasteners

**TAILGATE & REAR EMBLEMS**



4835 1967 El Camino Tailgate Emblem with Fasteners



4852 1968-69 El Camino Tailgate Emblem with Fasteners



4845 1968 El Camino Tailgate Emblem with Fasteners



4873 1969-70 El Camino Tailgate Emblem with Fasteners



4870 1968-70 El Camino Tailgate "SS 396" Emblem w/Fasteners



4879 1970 El Camino Tailgate "454" Emblem with Fasteners



4880 1970-72 El Camino Tailgate Emblem with Fasteners



4881 1973-77 El Camino Tailgate Emblem with Fasteners

**EXTERIOR COMPONENTS**



4817 1964-67 El Camino Tailgate Handle with Washers and Screws



4818 1964-67 El Camino Tailgate Hinge Escutcheons

**REFLECTORS**



A4872 1969-72 El Camino Rear Bumper Reflector Lens  
A4869 1970-72 El Camino Rear Lamp Lens Reflector

## EL CAMINO DOOR SILL PLATES

Trim Parts takes pride in the quality put into every sill plate we manufacture. The "Body by Fisher" tag is hand riveted to each Trim Parts sill plate, exactly like the original.



2074 1959-60 El Camino 2-Door Sill Plates w/Fasteners

4150 1964-67 El Camino 2-Door Sill Plates w/Fasteners

4152 1968-72 El Camino 2-Door Sill Plates w/Fasteners

**NEW!**

## EXTERIOR DOOR HANDLES AND COMPONENTS



Each Trim Parts door handle comes completely assembled and includes the correct length push rods, paint gaskets and mounting hardware. Everything you need to install them on your car.

- 2082 1960 El Camino Door Handle Assembly
- 4154 1964-65 El Camino Door Handle Assembly
- 4155 1966-67 El Camino Door Handle Assembly
- 4890 1968-72 El Camino Door Handle Assembly

Push Button Kit Includes:

- 2 Push Buttons with Rods
- 2 Springs
- 2 O-Rings and 2 Retainers



5255 1964-72 El Camino Outside Door Handle

## INTERIOR WINDSHIELD & REAR WINDOW TRIM

Trim Parts' window trim is pre-bent and ready to install on your car. Available only in black, however can be painted to match your interior, and will not deteriorate from exposure to the sun's UV rays. Easy to install as it snaps right into place, no fasteners required.



OFFICIALLY LICENSED BY



- 4819 1964-67 El Camino Rear Window Trim (6 Piece)
- 4179 1964-67 El Camino Upper Center Cap Only
- 4343 1964-67 El Camino Lower Center Cap Only
- 4170 1964-67 El Cam Interior Upper Windshield Trim

## FRONT MARKER LIGHT BEZELS



- 4520 1968 El Camino "307" Front Marker Light Bezel w/Fasteners
- 4521 1968 El Camino "327" Front Marker Light Bezel w/Fasteners



- 4522 1968 El Camino "350" Front Marker Light Bezel w/Fasteners
- 4523 1968 El Camino "396" Front Marker Light Bezel w/Fasteners




- 4524 1968 El Camino "427" Front Marker Light Bezel w/Fasteners
- 4524A 1968 El Cam "427" Red Front Marker Light Bezel w/Fasteners



- 4605 1969 El Camino "250" Front Marker Light Bezel w/Fasteners
- 4606 1969 El Camino "307" Front Marker Light Bezel w/Fasteners
- 4607 1969 El Camino "350" Front Marker Light Bezel w/Fasteners

## FRONT MARKER LIGHT BEZELS



A3070

A3071



A3072



- A3070 1968 El Camino Front Marker Light Assembly, Clear.
- A3070G 1968 El Camino Front Marker Light Lens Gasket
- A3071 1968 El Camino Front Marker Light Assembly, Amber
- A3070G 1968 El Camino Front Marker Light Lens Gasket
- A3072 1968-69 El Camino Rear Marker Light Assembly, Red
- A3070G 1968-69 El Camino Rear Marker Light Lens Gasket



- A4890 1973-77 Front Side Marker Light Assembly, Pass
- A4890A 1973-77 Front Side Marker Light Assembly, Drivers
- A4895 1973-77 Rear Side Marker Light Assembly, Pass
- A4895A 1973-77 Rear Side Marker Light Assembly, Drivers
- A4895G 1973-77 Side Marker Light Gasket



A4898 1978-87 El Camino Rear Side Marker Light Assembly

- 4894 1973-77 El Camino Rear Marker Light Bezel, Drivers & Passenger Sides



## TAIL LIGHT & BACK UP LIGHT LENSES

A2059



A2050



- A2059 1959-60 El Camino Back Up Light Lens, Acrylic  
 A2050 1960-61 El Camino Tail Light Lens  
 A2050G 1960-61 El Camino Tail Light Lens Gasket

**ORIGINAL  
GM TOOLING**



A4835



A4840

- A4835 1965 El Camino Outer Tail Light Lens  
 A4840 1965 El Camino Inner Tail Light Lens  
 A4840G 1965 El Camino Inner Tail Light Lens Gasket



A4230



A4846

- A4230 1965 & 1967 El Camino Back Up Lens  
 A4846 1966 El Camino Inner Tail Light Lens



A4235



A2190

- A4235 1968 El Camino Back Up Lens  
 A2190 1966-72 El Camino License Light Lens  
 A2190G 1966-72 El Camino License Light Lens Gasket



A4865

**ORIGINAL  
GM TOOLING**



A4870

- A4865 1968-69 El Camino Tail Light Lens, Passenger Side  
 A4865A 1968-69 El Camino Tail Light Lens, Drivers Side  
 A4865G 1968-69 El Camino Tail Light Lens Gasket

- A4870 1970-72 El Camino Tail Light Lens, Passenger Side  
 A4870A 1970-72 El Camino Tail Light Lens, Drivers Side  
 A4870G 1970-72 El Camino Tail Light Lens Gasket



A4874

**ORIGINAL  
GM TOOLING**



A4875

- A4874 1973-77 El Camino Tail Light Lens, Passenger Side  
 A4874A 1973-77 El Camino Tail Light Lens, Drivers Side  
 A4875 1973-77 El Camino Back Up Lens, Passenger Side  
 A4875A 1973-77 El Camino Back Up Lens, Drivers Side

## PARKING LIGHT LENSES



A2170



A2173

- A2170 1959 El Camino Parking Lens, Clear  
 A2170G 1959 El Camino Parking Lens Gasket

- A2173 1960 El Camino Parking Lens, Clear  
 A2173G 1960 El Camino Parking Lens Gasket



- A4247 1964 El Camino Parking Lens, Amber  
 A4247C 1964 Correct for Arcadian, Clear



- A4248 1965 El Camino Parking Lens, Amber



- A4249 1966 El Camino Parking Lens, Amber  
 A4249C 1966 El Camino Parking Lens, Clear



- A4250 1967 El Camino Parking Lens, Amber  
 A4250C 1967 El Camino Parking Lens, Clear  
 A4250G 1967 El Camino Parking Lens Gasket



A4820



A4825

**ORIGINAL  
GM TOOLING**

- A4820 1970 El Camino Parking Lens, Amber  
 A4825 1971 El Camino Parking Lens, Clear  
 A4825G 1971 El Camino Parking Lens Gasket



A4850



A4860

- A4850 1972 El Camino Parking Light Lens, Amber 1st Design  
 A4860 1972 El Camino Parking Light Lens, Clear 2nd Design

**ORIGINAL  
GM TOOLING**

- A4710 1980-81 El Camino Parking Light Assembly, Passenger Side  
 A4710A 1980-81 El Camino Parking Light Assembly, Drivers Side



## INSTRUMENT LENSES



- 2067 1959-60 Instrument Lenses (5 Pieces) for "Westclox" Vehicles with Speedo, Clock, Temperature, Generator/Oil & Fuel
- 2067A 1959-60 Instrument Lenses (5 Pieces) for "Borg" Vehicles with Speedo, Clock, Temperature, Generator/Oil & Fuel
- 2062 1959-60 El Camino Speedometer Face
- 2063 1959-60 El Cam Clock Face "Westclox" (1/8" Slot at Top)
- 2063A 1959-60 El Camino Clock Face "Borg" (3/8" Slot at Top)
- 2064 1959-60 El Camino Temperature Face
- 2065 1959-60 El Camino Generator/Oil Face
- 2066 1959-60 El Camino Fuel Face




- 2068 1959-60 El Camino Trans Indicator, Powerglide
- 2069 1959-60 El Camino Trans Indicator, Turbohydramatic



- 4361 1966-67 El Camino Shift Indicator Lens, Powerglide, Blue



- 4362 1966-67 El Camino Shift Indicator Lens, Turbohydramatic, Blue



- 4581 1968-70 El Camino Console Shift Indicator Dial, PG, Green
- 4582 1968-70 El Camino Console Shift Indicator Dial, TH, Green
- 4583 1971-72 El Camino Console Shift Indicator Dial, PG, Blue
- 4584 1971-72 El Camino Console Shift Indicator Dial, TH, Blue



- 2394 1964-67 El Camino Console Clock Lens

## HORN BUTTONS



- 4000 1964 El Camino "Wood Wheel" Horn Button Assembly
- 4200 1965 El Camino "Wood Wheel" Horn Button Assembly



- 4300 1966 El Camino "Wood Wheel" Horn Button Assembly
- 6720 1967-72 El Camino "Wood Wheel" Horn Button Assembly with Retainers



- 6780 1969 El Camino "SS" Horn Pad Emblem with Fasteners

## DASH COMPONENTS



- 9579 El Camino Temperature Control Knobs, Chrome



- 9579A El Camino Temperature Control Knobs, Black,

## INTERIOR COMPONENTS



- 4561 1964-78 El Camino Vent Pull Knobs (7/8" dia), Black



- 4560 1968-72 El Camino Vent Pull Knobs, Chrome



- 2493 1967 El Camino Ignition Bezel

## STEERING COMPONENTS

The following levers with black knobs can be color matched to your interior with special interior paints.



4470 1967 El Camino Tilt Wheel Release Lever



5165 1967 El Camino Turn Signal Lever with Tilt Wheel



5168 1968-70 El Camino Tilt Wheel Release Lever




5174 1968-70 El Camino Turn Signal Lever with or w/o Tilt



5169 1971-74 El Camino Tilt Wheel Release Lever



5176 1971-74 El Camino Turn Signal Lever with or w/o Tilt



4185

5149

4185 1964-66 El Camino Cancel Cam with Tilt

5149 1967-68 El Camino Cancel Cam with Tilt Wheel



4566

4576

4566 1967 El Camino Lower Steering Column Cover

4576 1970-72 "SS" Lower Steering Column Cover, Correct for Round Gauge Dash

## INTERIOR COMPONENTS

2033 1964-65 El Camino Seat Adjuster Knob Sport Coupe



4350 1966-67 El Camino Sport Coupe Vent Wing Handle



2330 1964-1966 El Camino Remote Mirror Pivot Plate

## SHIFTER CONSOLE COMPONENTS



4580 1968-72 El Camino 4-Speed Console Shift Plate



4575 1970-72 El Camino Console Seat Belt Pocket with Stainless Steel Retainer & Screws, Black



4570 1968 El Camino Center Console Cover with Chrome Trim, No Fleeing on Back



4571 1969 El Camino Center Console Cover with Chrome Trim, Fleeing on Back



4572 1970-72 El Camino Center Console Cover with Chrome Trim, Fleeing on Back and Cut-out For Lock Cylinder

4573 1968-72 El Camino Center Console, Chrome Trim Only, Fits All Covers Above



4574 1968-72 El Camino Center Console Rear Panel, Includes: Lens, Bulb Clips, Screws and Wiring Pigtails

## UNDER HOOD COMPONENTS

1018 1959-60 & 64-67 El Camino Carburetor Linkage Bushings (10 piece)

1018A 1959-60 & 64-67 El Camino Carburetor Linkage Bushing (each)





# WE RELY ON THREE WORDS TO KEEP OUR CUSTOMERS HAPPY: "WHEN QUALITY COUNTS!!"

Trim Parts Inc. is a proud company, steeped in the tradition of skilled craftsmanship, superior materials, and meticulous quality inspection of every part we make. You would be amazed at the beautiful quality of parts you would find in our scrap bin! Our quality control inspectors scrutinize every part under magnification, looking for even the tiniest flaws. They reject parts which would otherwise pass straight through to customers of other companies.

Why do we do it? Because we want to make a part we would be proud to showcase on our own cars. Go ahead, take a close look at our products. Examine the back side too. Notice how the plating is sharp and shiny, even in the tightest nooks and corners. This is due to our micro polishing process, which most manufacturers avoid to save costs. See how paint lines are crisp and accurate. Note how all locating pins are in exactly the right spot. Check out the factory-correct markings on every part, such as "guide" lettering on lenses, or the bowties on emblems.



## ALL GM PARTS WE MANUFACTURE ARE LICENSED UNDER:



*Trim Parts - When Quality Counts!*

EL CAMINO



# CHEVROLET

## 1949-57 FULL SIZE CHEVY



Trim Parts manufactures GM-licensed restoration parts and is dedicated to manufacturing the highest quality products offered in the restoration industry. We use the original GM tooling under licensing from GM when tooling is available. Otherwise, Trim Parts engineers and builds tooling to meet the original GM specifications and quality.



### INDEX

Hood / Grille Emblems & Trim .....	42
Front Fender Emblems .....	42
Wheel Cover & Spinner Emblems .....	43
Trunk Emblems .....	43
Exterior Door Handles .....	43
Door Hardware.....	43
Parking Light Lenses.....	44
Reflectors .....	44
License Lamp Lenses.....	44
Hood / Grille Bars.....	45
Tail Light & Back Up Light Lenses.....	45
Horn Button Emblems .....	46
Miscellaneous Interior .....	46
Tailgate Trim .....	46
Interior Lenses & Bezels.....	46, 47

### TOOLS & HARDWARE

C1401A



5091B



- C1401A 3/16" Winged Speed Nut
- 1401B Package of 25
- 5091B Winged Speed Nut Fastening Tool  
Fits: 3/16" & 1/8" Wing Nuts

### HOOD / GRILLE EMBLEMS & TRIM



1000 1953 Hood Emblem



1013 1954 Hood Emblem Assembly with Emblem, Bezel, and Hardware

1010 1954 Hood Emblem Insert Only



1022 1955 Hood Emblem Assembly with Emblem, Bezel, and Hardware

1020 1955 Hood Emblem Insert Only



1304 1956 & 1958 V-8 Hood Emblem Assembly with Emblem, Bezel, and Hardware

1300 1956 & 1958 V-8 Hood Emblem Insert Only



1392 1956 6-cyl Hood Emblem Assembly with Emblem, Bezel, and Hardware

1390 1956 & 1958 6-cyl Emblem Insert Only



1400 1957 Grille Bar Emblem with the Correct Color Red, White & Blue



1402 1957 Grill Bar Emblem Installation Kit

### FRONT FENDER EMBLEMS



1450 1957 Fuel Injection Front Fender X-Flag Emblem with Correct Color & Size Diameter Mounting Studs



1452 1957 "Fuel Injection" Front Fender Emblem with Fastener

## TRUNK EMBLEMS



1002 1953 Trunk Emblem



1015 1954 Trunk Emblem Assembly,  
Includes: Emblem, Bezel, Hardware  
1011 1954 Trunk Emblem Insert Only



1024 1955 Trunk Emblem Assembly,  
Includes: Emblem, Bezel, Hardware  
1020 1955 All, 56-57 6-cyl (150/210), 1957 Bel Air &  
1958 6-cyl Trunk Emblem Insert Only



1306 1956 V-8 & 1960 6-cyl Trunk Emblem Assembly,  
Includes: Emblem, Bezel, Hardware  
1302 1956 V-8 & 1960 6-cyl Trunk Emblem Insert Only



1394 1956-58 6-cyl, 1956 Wagon, 1957 150/210 Wagon,  
1958 Passenger Trunk Emblem Assembly  
Includes: Emblem, Bezel, Hardware



1399 1957 Bel Air 6-cyl Trunk Emblem Assembly, Gold Bezel



1453 1957 "Fuel Injection" Trunk Emblem

## LED THIRD BRAKE LIGHT TRUNK EMBLEMS



1030 1955 LED Third Brake Light Trunk Emblem



1033 1957 "V" LED Third Brake Light Trunk Emblem

## WHEEL COVER & SPINNER EMBLEMS

1405



Correct  
Original  
Color



1405B

Not  
Original  
Color, Looks  
Great on  
Black Cars

1405 1957-58 Spinner & 1954 Wheel Cover Emblem, Red

1405B 1957-58 Spinner & 1954 Wheel Cover Emblem, Black

## EXTERIOR DOOR HANDLES



Trim Parts' door handles come completely assembled and include the correct length push rods, paint gaskets and mounting hardware. Everything you need to install them!

- 1200 1955-57 2-Door Hardtop & Convertible Door Handle Assembly
- 1202 1955-57 2/4-Door Front Door Handle Assembly
- 1203 1955-57 4-Door Sedan Rear Door Handle Assembly
- 1204 1956-57 4-Door Hardtop Front or Rear Door Handle Assembly



- 1201A 1955-1957 All Door Handle Push Buttons Kit, Includes: Buttons, Rods, "O" Rings, Guides, Retainers, Springs



- 5252 1956-1957 4-Door Hardtop Front Door Handle Release Mechanism

## INDIVIDUAL NUMBERS

Show off the size of your engine. Combine individual numbers to identify other engine sizes such as "327", "355", "383" and more! Numbers are made of top-quality die-cast metal, chrome plated, and recess painted in black, white or red. Each number is approximately 1-3/8" long by 5/8" tall. Attaches with the strongest double sided tape available in the automotive industry.



Number	Black	White	Red
"0"	5185C	5186C	5188C
"2"	5185D	5186D	5188D
"3"	5185E	5186E	5188E
"4"	5185A	5186A	5188A
"5"	5185B	5186B	5188B
"6"	5185F	5186F	5188F
"7"	5185G	5186G	5188G
"8"	5185J	5186J	5188J
"9"	5185H	5186H	5188H

## 1956-57 CHEVROLET HOOD BARS & EXTENSIONS

Trim Parts' reproduction, GM-licensed hood bars are simply the best available. Manufactured to GM specifications for an original and perfect fit. No other manufacturer has a better show quality chrome shine than Trim Parts. Each hood bar is rigorously inspected by hand for any flaws to insure only the best are delivered to you.

OFFICIALLY LICENSED BY




1308



1307

- 1308K..... 1956 Hood Bar & Extension Kit, Includes: Mounting Hardware Kit
- 1308 ..... 1956 Hood Bar with Installation Kit
- 1307 ..... 1956 Hood Bar Extension Kit, Right and Left, with Installation Kit




1425



1423

- 1425K..... 1957 Hood Bar & Extension Kit, Includes: Mounting Hardware Kit
- 1425 ..... 1957 Hood Bar with Installation Kit
- 1423 ..... 1957 Hood Bar Extension Kit, Right and Left, with Installation Kit

### PARKING LIGHT LENSES



- A1025 1955 Parking Light Lenses, Clear
- A1025A 1955 Parking Light Lenses, Amber
- A1025G 1955 Parking Light Lens Gasket



- A1026 1955 Bowtie Parking Light Lenses, Amber
- A1026C 1955 Chrome Bowtie Parking Light Lenses, Amber
- A1027 1955 Bowtie Parking Light Lenses, Clear
- A1027C 1955 Chrome Bowtie Parking Light Lenses, Clear
- A1025G 1955 Bowtie Parking Light Lens Gasket

### PARKING LIGHT LENSES



A1385



A1387C

- A1385 1956 Parking Light Lenses, Clear
- A1385A 1956 Parking Light Lenses, Amber
- A1385G 1956 Parking Light Lens Gasket

- A1386 1956 Bowtie Parking Light Lenses, Amber
- A1386C 1956 Chrome Bowtie Parking Light Lenses, Amber
- A1387 1956 Bowtie Parking Light Lenses, Clear
- A1387C 1956 Chrome Bowtie Parking Light Lenses, Clear
- A1385G 1956 Bowtie Parking Light Lens Gasket



A1481



A1485C

- A1481 1957 Parking Light Lenses, Clear
- A1481A 1957 Parking Light Lenses, Amber
- A1481G 1957 Parking Light Lens Gaskets

- A1484 1957 Bowtie Parking Light Lenses, Amber
- A1484C 1957 Chrome Bowtie Parking Light Lenses, Amber
- A1485 1957 Bowtie Parking Light Lenses, Clear
- A1485C 1957 Chrome Bowtie Parking Light Lenses, Clear
- A1481G 1957 Bowtie Parking Light Lens Gaskets

### REFLECTORS



1007



1008



1315

- 1007 1949-1950 Rear Lamp Reflector
- 1008 1951-1952 Rear Lamp Reflector
- 1315 1956 Rear Lamp Reflector
- 1315P 1956 Rear Lamp Reflectors

### LICENSE LAMP LENSES



A1475



A1483



- A1475 1955-1956 License Lamp Lens
- A1483 1957 License Plate Light Lens w/Silver Paint & Gasket.

### UNDER HOOD COMPONENTS



- 1018 1955-67 Carburetor Linkage Bushing (10 piece)
- 1018A 1955-67 Carburetor Linkage Bushing

## 1957 CHEVROLET GRILLE BAR & COMPONENTS

This is the ONLY correct reproduction grille bar available. Trim Parts manufactures this grille bar to exact GM specifications with the most modern and highest quality materials available. Our show quality chrome plating is the best you can get with the most beautiful shine. Each grille bar is hand assembled and inspected for the highest quality.



Correct original weight and emblem color! Emblem is attached as original with tabs, not a steel plate.

1401 1957 Chevrolet Grille Bar, Includes: Emblem, Parking Light Cans, Bulbs, Clear Parking Light Lenses, Hardware & Gaskets.



OFFICIALLY LICENSED BY



1401A 1957 Chevrolet Grille Bar Parking Light Housing

### TAIL LIGHT & BACK UP LIGHT LENSES



A1000 1953 Outer Tail Light Lens  
A1000G 1953 Outer Tail Light Lens Gasket  
A1001 1953 Inner Tail Light Lens  
A1001G 1953 Inner Tail Light Lens Gasket  
A1003 1953 Round Center Tail Light Lens  
A1003G 1953 Round Center Tail Light Lens Gasket



A1010 1954 Tail Light Lens  
A1011 1954 Back Up Light Lens  
A1010G 1954 Tail Light & Back Up Lens Gasket



A1020 1955 Outer Tail Light Lens  
A1020P 1955 Outer Tail Light Lenses, Pair  
A1020G 1955 Outer Tail Light Lens Gasket  
A1021 1955 Inner Tail Light Lens  
A1021P 1955 Inner Tail Light Lenses, Pair



A1019 1955 Red Tail Light Lenses with Bowtie  
A1019C 1955 Red Tail Light Lenses with Chrome Bowtie  
A1019C-Clear 1955 Clear Tail Light Lens w/Chrome Bowtie  
A1020B 1955 Red Tail Light Lenses with Blue Bowtie and Chrome Trim  
A1020G 1955 Tail Light Lens Gasket

### TAIL LIGHT & BACK UP LIGHT LENSES



A1022 1955 Back Up Light Lenses, Clear  
A1023 1955 Back Up Light Lenses, Custom Red



A1380 1956 Red Tail Light Lens  
A1380C 1956 Clear Tail Light Lens  
A1380G 1956 Tail Light Lens Gasket.  
A1381 1956 Clear Back Up Light Lens  
A1381G 1956 Back Up Light Lens Gasket



A1379 1956 Red Bowtie Tail Light Lenses  
A1379C 1956 Red Tail Light Lenses with Chrome Bowtie  
A1379C-Clear 1956 Clear Tail Light Lens w/Chrome Bowtie  
A1380B 1956 Red Tail Light Lenses with Blue Bowtie and Chrome Trim  
A1380G 1956 Tail Light Lens Gasket



A1480 1957 Tail Light Lenses.  
A1479 1957 Red Bowtie Tail Light Lenses  
A1479C 1957 Red Tail Light Lenses with Chrome Bowtie  
A1479C-Clear 1957 Clear Tail Light Lenses with Chrome Bowtie  
A1480B 1957 Red Tail Light Lenses with Blue Bowtie and Chrome Trim  
A1480G 1957 Tail Light Lens Gaskets

1949-57 CHEVY

**INTERIOR COMPONENTS**



- 1406 1957 Horn Center Assembly "Bel Air"
- 1408 1957 Horn Center Assembly "One Fifty"
- 1409 1957 Horn Center Assembly "Two Ten"



- 1058 1955-1956 Heater Level Control Knobs, Black
- 1434 1957 Heater Level Control Knobs, Black

**INTERIOR COMPONENTS**



- 2030 1949-52 Seat Adjustment Knob
- 1004 1951-58 Traffic Light Viewer Assembly with Hardware

**WIPER COMPONENTS**



- 5156 1957 Electric Wiper Switch Actuator Assembly
- 5156A 1957 Electric Washer Switch Actuator Assembly

**RADIO LENSES**

- 1220 1955 Radio Lens, Wonderbar
- 1222 1955 Radio Lens, Push Button
- 5510 1956 Radio Lens, Wonderbar
- 1225 1955 Radio Lens, Push Button
- 1230 1957 Radio Lens, Push Button & Wonderbar



- 1079 1955-1956 Radio Tone Control & Sensitivity Knob, with Spacer

**CLIMATE LENSES**

- 1057 1955-56 Heater Control Face
- 1435 1957 Heater Control Face

**1955-57 CHEVROLET NOMAD TAILGATE TRIM**

Show off the unique tailgate on your 1955-57 Chevy Nomad with these beautiful and correct reproduction chrome strips from the detail experts at Trim Parts. The 11-step plating process used on these strips assures you that they will keep looking beautiful much longer than used or NOS units.

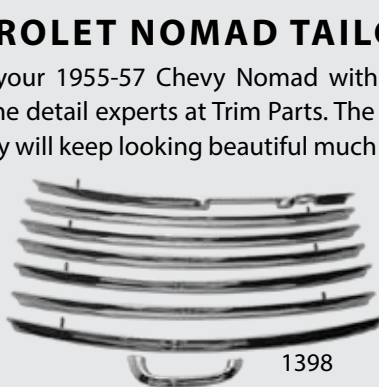
**NOTE:** Trim Parts' center trim bar is the more desired 2nd design, not the "Knuckle Buster" 1st design.

**OFFICIALLY LICENSED BY**



**SAVE WHEN BUYING THE KIT!**

- 1398 1955-1957 Nomad Tailgate Trim (8 piece) Includes: Handle, Center Trim & Side Trim (6 per car)
- 1395 1955-1957 Nomad Tailgate Center Trim
- 1396 1955-1957 Nomad Tailgate Side Trim (6 per car)
- 1397 1955-1957 Nomad Tailgate Handle



## INSTRUMENT LENSES



- 1049 1955-56 Speedometer Face  
1056 1955-56 Clock Face



- 1052 1955-56 Transmission Indicator Powerglide  
1054 1955-56 Transmission Indicator Turbohydromatic



- 1055 1955-1956 Transmission Indicator 700R4



- 1414 1957 Speedometer Face  
1416 1957 Gasoline Gauge Face  
1418 1957 Temperature Gauge Face



- 1490 1957 Transmission Indicator Powerglide  
1492 1957 Transmission Indicator Turbohydromatic



- 1493 1957 Transmission Indicator 700 R4



- 1420 1957 Clock Face, Hamilton (2 Holes)  
1422 1957 Clock Face, Westclox & New Haven (1 Hole)



- 1419 1957 Clock Bezel, Hamilton (2 Holes)  
1421 1957 Clock Bezel, Westclox (1 Hole)



- 1421A 1957 Clock Bezel, New Haven (1 Hole)  
1421B 1957 Clock Bezel, Digital (No Holes)

## DASH LENSES AND BEZELS



- 1003 1953-54 Ignition Bezel



- 1071 1955-56 Rear Speaker Bezel  
1078 1955-56 Rear Speaker Assembly  
1433 1957 Rear Speaker Bezel



- 1059 1955-56 Dash Bezel Set Bel Air - Includes: Lock-Off-On-Start, Windshield Wiper, Lights, Lighter, Selector & Volume



- 1061 1955-56 Dash Bezel Set Bel Air - Includes: Chrome Back Plates, Black Lock-Off-On-Start, Windshield Wiper, Lights, Lighter, Selector and Volume



- 1060 1955-56 Dash Bezel Set 150/210 - Clear Lock-Off-On-Start, Clear Windshield Wiper, Lights, Lighter, Selector & Volume



- 1062 1955-56 Dash Bezel Set 150/210 - Includes: Chrome Back Plates, Clear Lock-Off-On-Start, Clear Windshield Wiper, Lights, Lighter, Selector and Volume



- 1427 1957 Dash Bezel 5-Piece Set

# CHEVROLET

## 1958-74 FULL SIZE CHEVY



Trim Parts manufactures GM-licensed restoration parts for Chevrolet and other GM cars/trucks. We are dedicated to manufacturing the highest quality products offered in the restoration industry. We use the original GM tooling under licensing from GM when tooling is available. Otherwise, Trim Parts engineers and builds tooling to meet the original GM specifications and quality.



### INDEX

Hood / Grille Emblems & Trim .....	48, 49
Front Fender Emblems & Trim .....	50
Rear Quarter Emblems & Scripts .....	51
Exterior Trim .....	51
Trunk / Rear Panels Emblems & Trim .....	52, 53
Wheel Cover & Spinner Emblems .....	54
Front Marker Light Bezels .....	54
Parking Light Lenses .....	55
License Lamp Lenses .....	55
Marker Light Assemblies .....	55
Tail Light & Back Up Light Lenses .....	56, 57
Exterior Door Handles .....	57
Interior Lenses & Bezels .....	58, 59
Dome Light Lenses .....	59
Horn Button Assemblies .....	59
Interior Emblems .....	60
Miscellaneous Interior .....	60, 61, 62
Sill Plates .....	62
Window Trim .....	62

### HOOD / GRILLE EMBLEMS & TRIM



- 1304 1956 & 1958 V-8 Hood Emblem Assembly, Includes: Emblem, Bezel, Hardware
- 1300 1956 & 1958 V-8 Hood Emblem Insert Only



- 2000 1958 6-cyl Hood Emblem Assembly, Includes: Emblem, Bezel, Hardware
- 1390 1958 6-cyl Hood Emblem Insert Only



- 2028 1959 "348" Hood Emblem



- 2110 1960-61 Hood Letters "CHEVROLET"



- 2075 1960 6-cyl Grille Emblem



- 2076 1960 "283" V-8 Grille Emblem



- 2077 1960 "348" V-8 Grille Emblem



- 2100 1961 6-cyl Grille Emblem



- 2101 1961 "283" V-8 Grille Emblem



- 2102 1961 "348" V-8 Grille Emblem



- 2315 1964 Grille Emblem with Fasteners



- 2400 1965 Grille Emblem with Fasteners



## HOOD / GRILLE EMBLEMS & TRIM



2405 1965 Grille Emblem with Fasteners



2500 1966 Impala SS Grille Emblem with Fasteners



2505 1966 Impala Standard Grille Emblem with Fasteners



2605 1967 Impala SS Grille Emblem w/Retainer & Fasteners



2600 1967 Impala Grille "SS 427" Emblem, Includes: Correct Mounting Bracket, Fasteners



2700 1968 Impala Grille "SS 427" Emblem, Includes: Correct Mounting Bracket, Fasteners



2705 1968 Impala Super Sport Grille Emblem Includes: Bracket and Fasteners



2720 1968 Impala Front Emblem "Bowtie", Plastic, Blue  
2721 1968 Impala "427" Front Emblem "Bowtie", Plastic, Red



2850 1969 Impala "SS" Grille Emblem w/Retainer & Fasteners



2865 1969 Impala Hood Letters with Fasteners



2860 1969 Bel Air & Biscayne Hood Emblem with Fasteners

## 1962-65 FULL SIZE CHEVROLET HOOD EMBLEMS

Trim Parts has the exact duplication of the original that you're looking for. GM-licensed and hand assembled, you can be assured that you are getting the highest quality reproduction part.



2152 1962 Hood Emblem Assembly, Includes: Emblem, Bezel and Hardware  
2150 Emblem Insert Only. Original GM Tooling Used



2202 1963 Hood Emblem Assembly, Includes: Emblem, Bezel and Hardware.  
2200 1963 Hood Emblem Insert Only



2300 1964 Hood Emblem Insert Only



2412 1965 Hood Emblem Assembly, Includes: Emblem, Bezel and Hardware  
2410 1965 Hood Emblem Insert Only



## INDIVIDUAL NUMBERS

Show off the size of your engine. Combine individual numbers to identify other engine sizes such as "327", "355", "383" and more! Numbers are made of top-quality die-cast metal, chrome plated, and recess painted in black, white or red. Each number is approximately 1-3/8" long by 5/8" tall. Attaches with the strongest double sided tape available in the automotive industry.



Number	Black	White	Red
"0"	5185C	5186C	5188C
"2"	5185D	5186D	5188D
"3"	5185E	5186E	5188E
"4"	5185A	5186A	5188A
"5"	5185B	5186B	5188B
"6"	5185F	5186F	5188F
"7"	5185G	5186G	5188G
"8"	5185J	5186J	5188J
"9"	5185H	5186H	5188H

## FRONT FENDER EMBLEMS & TRIM



2080 1960 Impala Front Fender Trim 8-pc with Fasteners



2159 1962-63 Front Fender "409" Emblem with Fasteners



2160 1962-63 "327/409" Front Fender X-Flag Emblem with Fasteners


2162 1962-63 "327/409" Front Fender X-Flag Emblem with Studs Removed and Die-cut, Double Back Tape Applied



2161 1962-63 "283" Front Fender "V" Emblem w/Fasteners



3016 1963 6-cyl Front Fender Shield with Fasteners, Black  
3018 1963 6-cyl Front Fender Shield with Fasteners, Red



2220 1963 Impala Front Fender Trim 4-pc with Fasteners



2326 1964 "409" Front Fender Emblem with Fasteners.  
2426 1965 "409" Front Fender Emblem with Fasteners



4006

2425

4006 1964 Impala Front Fender "V" Emblem with Fasteners  
2425 1965-66 Impala Front Fender Emblem with Fasteners



2424 1965-66 Impala Front Letters with Fasteners, 2 Sets Required Per Car

## FRONT FENDER EMBLEMS & TRIM



2430 1965-67 Caprice Front Fender Emblem with Fasteners



4220 1965-67 Front Fender X-Flag Emblem with Fasteners



2619 1967 Impala SS Front Fender Emblem with Fasteners



2620 1967 Impala SS Front Fender "427" Emblem w/Fasteners



2715 1968 Impala Front Fender Emblem with Fasteners



2716 1968 Impala Front Fender "Super Sport" Emblem with Fasteners



2717 1968 Impala Front Fender "Custom" Emblem w/Fasteners



2879 1969 Impala Front Fender Emblem with Fasteners



4620 1969 "SS" "427" Front Fender Emblem with Fasteners, White, 2 Pair Required Per Car

4620R Front "SS" Fender Emblem, Red

4621 Front "SS" Fender Emblem, Black



4651 1969-70 "350" Front Fender Emblem with Fasteners

4652 1970-72 "400" Front Fender Emblem with Fasteners

2820 1970-74 "454" Front Fender Emblem, Except 72 Caprice, with Fasteners

## REAR QUARTER PANEL EMBLEMS & TRIM

**IMPALA**

2040 1959 Rear Quarter Letters "IMPALA" with Fasteners



2045 1959 Impala Rear Quarter X-Flag Emblem with Fasteners, Gold

2089 1960 Impala Rear Quarter X-Flag Emblem with Fasteners, Gold



2087 1960 Rear Quarter Emblem with Fasteners



2127 1961 Impala "SS" Rear Quarter Emblem w/Fasteners



2128 1961 Rear Quarter Emblem Script with Fasteners

2171 1962 Rear Quarter Emblem Script with Fasteners



2175 2170

2175 1962 Impala "SS" Rear Qtr Panel Emblem w/Fasteners

2170 1962 Impala Rear Quarter Emblem with Fasteners



2176 1962 Rear Quarter Emblem with Fasteners



2252 2250

2252 1963 Impala "SS" Rear Quarter Emblem w/Fasteners

2250 1963 Impala Rear Quarter Emblem with Fasteners

**IMPALA**

2255 1963 Rear Quarter Molding Letters with Fasteners  
2 Sets Required Per Car



2360 2350

2360 1964 Impala Rear Quarter Panel Emblem w/Fasteners

2350 1964 Impala Rear Quarter Emblem with Fasteners

## REAR QUARTER PANEL EMBLEMS & TRIM

**IMPALA**

2355 1964 Rear Quarter Letters with Fasteners  
2 Sets Required Per Car



2645 1967 Impala Rear Quarter Emblem with Fasteners

*Impala*

2646 1967 Rear Quarter Emblem Script with Fasteners

## EXTERIOR TRIM



2061 1959-60 Rear Antenna Base with Fasteners

2135 1961-62 Rear Antenna Base with Fasteners



2147 1961-64 B-Body Convertible Top Latch with Fasteners, Passenger Side

2148 1961-64 B-Body Convertible Top Latch with Fasteners, Drivers Side



2147A Convertible Top Latch Bushings - Right and Left











2450 1965 Impala Sport Coupe Rear Quarter Window Corner Trim with Fasteners



2475 1965-66 Caprice Rear Roof Panel Emblem w/Fasteners



## 1962-67 TRUNK & REAR EMBLEMS

- 
- 2187 1962 Impala Rear Body Grille with Fasteners
- 
- 2192 1962 Rear Panel Trim Bar with Fasteners, Complete 7-Piece Set
- 
- 2189 1962 Trunk Emblem Assembly with Emblem, Bezel and Hardware - Original GM Tooling  
2190 1962 Trunk Emblem Plastic Insert Only
- 
- 2277 1963 Trunk Emblem Assembly with Emblem, Bezel and Hardware  
2275 1963 Trunk Emblem Plastic Insert Only
- 
- 2377 1964 Rear Emblem Assembly with Emblem, Bezel and Hardware  
2375 1964 Rear Emblem Plastic Insert Only
- 
- 2459 1965 Impala Rear Emblem Assembly with Emblem, Bezel and Hardware  
2460 1965 Impala Rear Emblem Plastic Insert Only
- 
- 2527 1966 Impala Rear Emblem Assembly with Emblem, Bezel and Hardware  
2525 1966 Impala Rear Emblem Plastic Insert Only
- 
- 2662 1967 Rear Emblem Assembly with Emblem, Bezel and Hardware  
2660 1967 Rear Emblem Plastic Insert Only

## 1965 IMPALA "SS" REAR PANEL MOLDING & CORNERS

Trim Parts' high quality rear moldings are formed without wrinkles or creases. The correct, detailed painting also enhances the beauty of these GM-licensed reproductions. NOTE: The 1965 Caprice models used the same corner moldings as the SS units, however, the center molding is not available for Caprice.



- 2463 1965 Impala "SS" Rear Panel Molding with Emblems, Mounting Brackets  
2463S 1965 Impala "SS" Rear Panel Molding with Emblems, Mounting Brackets (Black Cars Only)  
2463A 1965 Impala "SS" and Caprice Rear Corner Molding, Black Passenger Side  
2463B 1965 Impala "SS" and Caprice Rear Corner Molding, Black Drivers Side  
2463C 1965 Impala "SS" and Caprice Rear Corner Molding, Black & Grey Passenger Side  
2463D 1965 Impala "SS" and Caprice Rear Corner Molding, Black & Grey Drivers Side  
2461 1965 Impala "SS" Rear Lower Molding Emblem "Chevrolet"  
2462 1965 Rear Lower Molding Emblem "Impala SS"  
C2463 1963-65 Impala "SS" & Caprice Rear Panel Molding Nut

**TRUNK / REAR PANEL EMBLEMS**



1394 1958 6-cyl Trunk Emblem Assembly w/Bezel & Hardware  
1020 1958 6-cyl Trunk Emblem Insert Only



2049 1959 Plastic Trunk Emblem



1306 1960 6-cyl Trunk Emblem Assembly w/Bezel & Hardware  
1302 1960 6-cyl Trunk Emblem Insert Only



2091 1960 "283" V-8 Trunk Emblem Assembly with Bezel and Hardware  
2090 1960 "283" V-8 Trunk Emblem Insert Only



2093 1960 "348" V-8 Trunk Emblem with Fasteners



2088 1960 V-8 Trunk Lid "V" with Fasteners



2138 1961 6-cyl Trunk Emblem Assembly with Emblem, Bezel, & Hardware



2139 1961 "283" V-8 Trunk Emblem Assembly with Emblem, Bezel, & Hardware

2137 1961 Trunk Emblem Insert Only



2140 1961 "348" V-8 Trunk Emblem with Fasteners



2126 1961 Impala "SS" Trunk Emblem with Fasteners



2191 1962 Impala "SS" Trunk Emblem with Fasteners

**TRUNK / REAR PANEL EMBLEMS**



2356 1964 Impala "SS" Trunk Lid Emblem with Fasteners



2380 1964 Rear Panel Letters "CHEVROLET" with Fasteners



2571 1966 Caprice & Wagon Rear Emblem, with Fasteners



2569 1966 Impala SS Rear Emblem (1-pc) with Hardware



2568 1966 Impala SS Trunk Emblem (2-pc) with Fasteners



2570 1966 & 1968 Impala, Biscayne & Bel Air Trunk Lid Emblem with Fasteners, Also Fits Station Wagon Tailgate



2670 1967 Impala "Chevrolet" Rear Emblem with Fasteners



2669 1967 "Impala SS" Trunk Emblem with Fasteners



2725 1968 "Impala Super Sport" Rear Emblem w/Fasteners



2885 1969 Impala "SS" Trunk Lid Emblem with Fasteners



2886 1969-70 Impala, Biscayne, Bel Air & SS "Chevrolet" Trunk Lid Emblem with Fasteners

1958-74 CHEVY

## WHEEL COVER & SPINNER EMBLEMS



- 1405 1958 Spinner Emblem Original, Red
- 1405B 1958 Spinner Emblem, Black



- 2052 1959-60 Spinner Assembly with Retainers, Original Silver Set of 4
- 2050 1959-60 Spinner Emblem Insert Only - Silver
- 2053 1959-60 Spinner Assembly w/Retainers, Black Set of 4
- 2051 1959-60 Spinner Emblem Insert Only - Black



- 2145 1961 Impala "SS" Wheel Cover Spinner with Retainers Set of 4
- 2146 1961 Wheel Cover Plastic Emblem




- 2195 1962 Impala "SS" Wheel Cover Spinners with Retainers Set of 4
- 2196 1962 Wheel Cover Plastic Emblem

## WHEEL COVER & SPINNER EMBLEMS



- 2195A 1962-63 Wire Wheel Cover Spinners, Set of 4



2290

- 2290 1963 Impala "SS" Wheel Cover Emblem



2390

- 2390 1964 Impala "SS" Wheel Cover Emblem



2481

- 2481 1965-66 Impala Wheel Cover Spinner Assembly, Set of 4
- 2480 1965-66 Impala Wheel Spinner Emblem Insert Only
- 2479 1965-66 Caprice Wheel Cover Spinner Assembly, Set of 4.
- 2478 1965-66 Caprice Wheel Spinner Emblem Insert Only



2479



2695

- 2695 1967 Impala "SS" Wheel Cover Emblem



5953A

- 5953A 1969 Finned Wheel Cover Emblem Assembly

- 5953 1969-73 Finned Wheel Cover Emblem Insert Only

## FRONT MARKER LIGHT BEZELS



- 4520 1968 Front Marker Light Bezel, "307" with Fasteners
- 4521 1968 Front Marker Light Bezel, "327" with Fasteners
- 4522 1968 Front Marker Light Bezel, "350" with Fasteners
- 4523 1968 Front Marker Light Bezel, "396" with Fasteners
- 4524 1968 Front Marker Light Bezel, "427" with Fasteners

## FRONT MARKER LIGHT BEZELS



- 2875 1969 Front Marker Light Bezel, "327" with Fasteners
- 2876 1969 Front Marker Light Bezel, "350" with Fasteners
- 2877 1969 Front Marker Light Bezel, "396" with Fasteners
- 2878 1969 Front Marker Light Bezel, "427" with Fasteners

## PARKING LIGHT LENSES



A2025 1958 Parking Lens, Clear



A2170 1959 Parking Lens, Clear  
A2170G 1959 Parking Lens Gasket

## LICENSE LAMP ASSEMBLIES



5289 1960 License Light Assembly  
A2061 1960 License Light Lens Only  
A2061G 1960 License Light Lens Gasket



A2185 1961-64 License Light Lens  
A2185G 1961-64 License Light Lens Gasket



A2187 1965 License Light Lens




A2190 1966-70 License Light Lens  
A2190G 1966-70 License Light Lens Gasket


## MARKER LIGHT ASSEMBLIES



A3070 1968 Front Marker Assembly, Clear  
A3070G 1968 Front Marker Gasket  
A3071 1969 Front Marker Assembly, Amber  
A3070G 1969 Front Marker Gasket



A3071



2735 1968 Rear Marker Bezel with Fasteners  
2890 1969 Rear Marker Bezel with Fasteners



2890

## PARKING LIGHT LENSES



A2173 1960 Parking Lens, Clear  
A2173G 1960 Parking Lens Gasket



A2176 1961 Parking Lens, Clear  
A2176G 1961 Parking Lens Gasket



A2180 1962 Parking Lens, Clear  
A2180G 1962 Parking Lens Gasket

NOTE: Amber is correct for the 1963-67 Parking light lenses in the U.S., however, clear was used in Canada and Australia.



A2438 1963 Parking Lens, Amber  
A2438C 1963 Parking Lens, Clear  
A2438G 1963 Parking Lens Gasket



A2439 1964 Parking Lens, Amber  
A2439C 1964 Parking Lens, Clear  
A2439G 1964 Parking Lens Gasket



A2440 1965 Parking Lens, Amber  
A2440C 1965 Parking Lens, Clear  
A2440G 1965 Parking Lens Gasket



A2441 1966 Parking Lens, Amber  
A2441C 1966 Parking Lens, Clear  
A2441G 1966 Parking Lens Gasket



A2442 1967 Parking Lens, Amber  
A2442C 1967 Parking Lens, Clear  
A2442G 1967 Parking Lens Gasket

## TAIL LIGHT & BACK UP LIGHT LENSES



A5282 1958 Tail Light Lens  
A5283 1958 Back Up Light Lens  
A5282G 1958 Lens Gasket



A2059 1959-60 Back Up Light Lens, Acrylic (Exc 1960 Impala)..ea.



A2050 1960-61 Tail Light Lens  
A2050G 1960-61 Tail Light Lens Gasket  
A2060 1960 Impala Back Up Light Lens  
A2060A 1960 Tail Light/Turn Signal Lens, Amber  
(Correct for Australian Cars)  
A2070 1961 Back Up Lens  
A2050G 1961 Back Up Lens Gasket



A2150 1962 Tail Light Lens without Trim, Red  
A2150A 1962 Tail Light/Turn Signal Lens w/o Trim, Amber  
A2150C 1962 Tail Light/Turn Signal Lens w/o Trim, Clear  
A2150B 1962 Tail Light Lens, Red with Red Bowtie  
A2150D 1962 Tail Light Lens, Clear with Clear Bowtie  
A2150F 1962 Tail Light Lens, Red with Blue Bowtie  
A2150G 1962 Tail Light Gasket  
A2160 1962 Back Up Lens without Trim, Red  
A2160B 1962 Back Up Lens w/o Trim, Red w/Clear Bowtie  
A2160F 1962 Back Up Lens w/o Trim, Red w/Blue Bowtie  
A2150G 1962 Back Up Lens Gasket  
A2151 1962 Rear Lens Trim



A2260 1963 Impala Back Up Lens without Trim, Red  
A2260B 1963 Back Up Lens, Red with Clear Bowtie.  
A2260F 1963 Back Up Lens, Red with Blue Bowtie  
A2260T 1963 Back Up Lens, Red w/ Clear Bowtie with Trim  
A2260G 1963 Back Up Lens, Red w/ Blue Bowtie with Trim  
A2250H 1963 Back Up Lens Gasket  
A2265 1963 Impala Rear Lamp Lens Trim

## TAIL LIGHT & BACK UP LIGHT LENSES



A2250 1963 Impala Tail Light Lens without Trim, Red  
A2250A 1963 Impala Tail Light/Turn Signal, Amber  
(Correct for Australian cars)  
A2250C 1963 Impala Tail Light Lens without Trim, Clear  
A2250B 1963 Tail Light Lens, Red with Red Bowtie  
A2250F 1963 Tail Light Lens, Red with Blue Bowtie  
A2250T 1963 Tail Light Lens, Red w/Red Bowtie with Trim  
A2250G 1963 Tail Light Lens, Red w/Blue Bowtie with Trim  
A2250D 1963 Tail Light Lens, Clear with Clear Bowtie  
A2250M 1963 Tail Light Lens, Clear w/Clear Bowtie with Trim  
A2250H 1963 Tail Light Lens Gasket



A2251 1963 Bel Air/Biscayne Tail Light Lens, with Trim  
A2261 1963 Bel Air/Biscayne Back Up Light Lens, with Trim  
A2250H 1963 Bel Air/Biscayne Lens Gasket



A2350 1964 Impala Tail Light Lens without Trim, Red  
A2350C 1964 Impala Tail Light Lens without Trim, Clear  
A2350B 1964 Impala Tail Light Lens without Trim, Red  
with Red Bowtie  
A2350D 1964 Tail Light Lens, Clear with Clear Bowtie  
A2350F 1964 Tail Light Lens, Red with Blue Bowtie  
A2350G 1964 Tail Light Lens Gasket  
A2365 1964 Impala Rear Lamp Lens Trim



A2360 1964 Impala Back Up Lens without Trim, Red  
A2360B 1964 Impala Back Up Lens without Trim, Red  
with Clear Bowtie  
A2360F 1964 Impala Back Up Lens without Trim, Red  
with Blue Bowtie  
A2350G 1964 Impala Back Up Lens Gasket



2464 1965 Impala Rear Lamp Bezel with Fasteners, Pass  
2465 1965 Impala Rear Lamp Bezel with Fasteners, Driver



## TAIL LIGHT & BACK UP LIGHT LENSES



- A2551 1966 Caprice Rear Lamp Lens, Passenger  
A2551A 1966 Caprice Rear Lamp Lens, Drivers



- A2550 1966 Impala Rear Lamp Lens, Passenger  
A2550A 1966 Impala Rear Lamp Lens, Driver  
A2550G 1966 Impala Rear Lamp Lens Gasket



- A2450 A2460

- A2450 1965 Impala Tail Light Lens with Trim  
A2460 1965 Impala Back Up Light Lens with Trim  
A2470 1965 Bel Air Tail Light Lens w/Trim Ring, w/o Bullet  
A2472 1965 Bel Air Back Up Light Lens w/Trim Ring, w/o Bullet ea  
A2474 1965 Biscayne Tail Light Lens without Trim  
A2476 1965 Biscayne Back Up Light Lens without Trim  
A2450G 1965 Gasket for Lenses



- A2555 1966 Impala & 66-67 Caprice Back Up Light Lens



- A2650 1967 Impala & Bel Air Rear Lamp Lens (Except Station Wagon), Passenger  
A2650A 1967 Impala & Bel Air Rear Lamp Lens (Except Station Wagon), Drivers  
A2650G 1967 Impala & Bel Air Rear Lamp Lens Gasket



- A2651 1967 Caprice Rear Lamp Lens, Passenger  
A2651A 1967 Caprice Rear Lamp Lens, Drivers

## MAP LIGHT



- 5625 1969-70 Map Light Lens (Built-In on Rear View Mirror)

## UNDER HOOD COMPONENTS



- 1018 1955-67 Carburetor Linkage Bushing (10 piece)  
1018A 1955-67 Carburetor Linkage Bushing

## EXTERIOR DOOR HANDLES

Trim Parts' door handles have a show quality chrome finish and are manufactured to original GM specifications for a perfect, original fit, guaranteed! Correct curved back side to fit against the vehicle's door. Rods are cut to length.



OFFICIALLY  
LICENSED BY



- 2072 1958 Door Handle Assembly, Fits Impala, Bel Air Sports Sedan and 4-Door Wagon



- 2082 1960 2 Door Handle Assembly  
2083 1960 4-Door Front Handle Assembly  
2084 1960 4-Door Rear Handle Assembly  
2085 1960 2 Door Push Button Kit



- 2115 1961-62 2 & 4-Door Front Handle Assembly  
2116 1961-62 4-Door Rear Handle Assembly



- 2225 1963-64 2 & 4-Door Front Handle Assembly  
2226 1963-64 4-Door Front Handle Assembly



- 2415 1965-68 4-Door Front Handle Assembly, Front  
2416 1965-68 4-Dr Rear Handle Assmby (Exc Wagon)  
2417 1965-68 2-Door Handle Assembly  
2418 1965-68 4-Door Rear Wagon Handle Assembly



- 2900 1969-70 2-Door Handle Assembly  
2901 1969-70 4-Door Front Handle Assembly  
2902 1969-70 4-Door Rear Handle Assembly

## INSTRUMENT LENSES



- 2010 1958 Instrument Lenses (6 Piece Set) - Includes: Speedometer, Gasoline, Temperature, Clock, Transmission Indicator, and Odometer Lens
- 2011 1958 Speedometer Face
- 2012 1958 Gasoline Face.
- 2013 1958 Temperature Face
- 2014 1958 Clock Face
- 2015 1958 Transmission Indicator Illuminator
- 2016 1958 Odometer Lens



- 2017 1958 Transmission Indicator Powerglide
- 2018 1958 Transmission Indicator Turboglide



- 2067 1959-1960 Instrument Lenses (5 Piece Set) for "Westclox" Vehicles - Includes: Speedometer, Clock, Temperature, Generator/Oil and Gasoline
- 2067A (Same as Above), For "Borg" Vehicles
- 2062 1959-60 Speedometer Face
- 2063 1959-60 Clock Face "Westclox" (1/8" Slot at Top)
- 2063A 1959-60 Clock Face "Borg" (3/8" Slot at Top)
- 2064 1959-60 Temperature Face
- 2065 1959-60 Gen./Oil Face
- 2066 1959-60 Gasoline Face



- 2068 1959-60 Transmission Indicator Powerglide
- 2069 1959-60 Transmission Indicator Turboglide



- 2099 1961-62 Instrument Lenses (4 Piece Set) for "Westclox" Vehicles) Includes: Speedometer, Fuel, Temperature & Clock
- 2099A 1961-62 Instrument Lenses (4 Piece Set) for "Borg" Vehicles) Includes: Speedometer, Fuel, Temperature & Clock
- 2094 1961-62 Speedometer Face
- 2095 1961-62 Fuel Gauge Face
- 2096 1961-62 Temperature Gauge Face
- 2097 1961-62 Clock Face "Westclox"
- 2097A 1961-62 Clock Face "Borg"

## INSTRUMENT LENSES



- 2098 1961-1962 Transmission Indicator Powerglide
- 2098A 1961 Transmission Indicator Turboglide



- 2199 1962 Impala "SS" Console Lens
- 2294 1963 Impala "SS" Console Lens



- 2240 1963-1964 Tach Face
- 2394 1964-1967 Console Clock Lens



- 9581 1965-1966 Temperature Control Face with Air



- 2491 1965 Impala "SS" 4-Spd Console Lens
- 2492 1965 Impala "SS" Auto Console Lens
- 2594 1966-1969 Impala "SS" & Caprice Console Lens

## DASH BEZELS & BEZEL SETS



- 2008 1958 Radio Bezel Set, Includes: Volume/Tone Assembly, Selector Assembly, and Spacers



- 2009 1958 Speaker Bezel



- 2007 1958 Dash Bezel Set: Lighter, Lights, Wiper & Lock



- 2493 1965-1966 Ignition Bezel Impala & Caprice
- 2495 1965-1966 Ignition Bezel, Except Impala & Caprice

## RADIO LENSES



5515 1958 Radio Lens & Push Button Wonderbar



2103 1961-62 Radio Lens



2120 1969-70 Mono & AM/FM Stereo Radio Lens, White Letters, Medium Green Top Edge

2121 1969 AM/FM Stereo Radio Lens, Light Green Letters, Light Green Top Edge



4615 1971-72 AM/FM Mono Radio Lens White Letters, Medium Blue Top Edge

4616 1971-72 AM/FM Stereo Radio Lens White Letters, Medium Blue Top Edge

## DOME LIGHT LENSES



2006 1958-67 Interior Dome Light Assembly, Includes: Bezel, Lens, Bulb Socket, Bulb

2005 1958-67 Interior Dome Light Bezel Only

2005A 1958-67 Interior Dome Light Lens Only



2194A 1962-66 2-Door Hardtop Interior Rear Quarter Dome Lamp Assembly, Includes: Bezel, Lens, Socket, Bulb

2194AP 1962-66 2-Door Hardtop Interior Rear Quarter Dome Lamp Assemblies, Pair

2193 1962-66 2-Door Hardtop Interior Rear Quarter Dome Lamp Lens Only

2194 1962-66 2-Door Hardtop Interior Rear Quarter Dome Lamp Bezel Only



7300 1982-95 Dome Light Lens, Fits: 1982-84 Buick C-Body, 1982-84 Pontiac/Olds X-Body, 1982-85 Chevy & Buick X-Body & Monte Carlo, 1982-87 Chevy T-Body, Buick G-Body & Pontiac G/T-Bodies, 1982-88 Olds G-Body, 1982-89 Pontiac B-Body, 1982-90 Caprice, Impala & Olds B-Body, 1984 Buick D-Body, 1983-95 C/K Pickup, 1987-91 Full Size GM Truck

## HORN BUTTON ASSEMBLIES



2024 1958-60 Impala Horn Ring Plastic Emblem Only



2292

2293

2292 1962-63 Impala & 1962 "SS" Horn Ring Emblem Only

2293 1963 Impala "SS" Horn Ring Emblem Only



2396

2396A

2396 1964 Impala Horn Ring Plastic Emblem Only

2396A 1964 Impala Horn Ring Button Assembly



4000

4200

4300

4000 1964 "Wood Wheel" Horn Button Assembly

4200 1965 "Wood Wheel" Horn Button Assembly

4300 1966 "Wood Wheel" Horn Button Assembly



4450

4465

6720

4450 1967 Impala "SS" Horn Button Plastic Emblem Only

4465 1967 "Bowtie" Horn Button Emblem Only

6720 1967-69 "Wood Wheel" Horn Button Assbly w/Retainers



6780 1969 "SS" Horn Pad Emblem with Fasteners



6775 1968-1969 "SS" Impala/Caprice Deluxe Wheel Horn Button Emblem with Fasteners

## INTERIOR EMBLEMS



2197 1961-62 Impala "SS" Shift Plate Console X-Flag Emblem with Fasteners



2025 1958-60 Impala Rear Speaker Emblem



2295 1963 Impala "SS" Console Emblem with Fasteners



2395 2399

2395 1964 Impala "SS" Console Emblem with Fasteners  
2399 1964 Impala "SS" Door Panel Emblem with Fasteners



2490 1965 Impala "SS" Console Emblem



2590 1966 Impala "SS" Glove Box Door Emblem w/Fasteners

## DASH COMPONENTS



9579 Temperature Control Knobs, Chrome  
9579A Temperature Control Knobs, Black



4561 1963-78 Black Vent Pull Knobs (7/8" diameter)  
9580 1965-66 Impala Heat Control Levers with Air, (3-Pc).

## INTERIOR COMPONENTS

Correctly made, as original with a highly polished chrome finish. Not a dull, brushed finish.



2073 1959-67 Impala & Caprice 2/4-Door Front & Rear Inside Door Handles with Fasteners



2026 1958 Arm Rest Reflector



Fastens directly onto door panel as original!

2198 1962 Impala & 62 & 64 "SS" Door Panel Reflector



2104 1961-62 Heater Air Deflector



1004 1951-58 Traffic Light Viewer Assembly with Hardware



2330 1964-66 Remote Mirror Pivot Plate

## SEAT COMPONENTS



2030 1958-60 Seat Adjuster Knob  
2031 1961-64 Seat Adjuster Knob (Except "SS")  
2032 1962-64 Bucket Seat Adjuster Knob  
2033 1965-66 Seat Adjuster Knob, Bucket & Bench Seats

## CONSOLE COMPONENTS

- 2296 1963 Impala "SS" 4-Speed Shift Plate with Fasteners



2440



2441

- 2440 1965 Console Indicator Shift Plate (2-pc), Powerglide  
 2442 1965 "SS" Console Indicator Shift Plate (2 Piece), with Chrome on Inside of Shift Slot, Powerglide  
 2441 1965 Console Indicator Shift Plate (2-pc), Turbohydromatic  
 2443 1965 "SS" Console Indicator Shift Plate (2 Piece), with Chrome on Inside of Shift Slot, Turbohydromatic

- 2591 1966-67 Impala Console Trans Indicator Plate, Powerglide

- 2592 1966-67 Impala Console Trans Indicator Plate, Turbohydromatic



- 3019 1961-63 Shift Lever Knob, Black  
 2307 1966 Caprice Shift Lever Knob, Chrome Plated



- 4160 1964-67 Automatic Transmission Floor Shift Lever Release Button



- 4575 1968-69 Console Seat Belt Pocket with Stainless Steel Retainer, Black Only



## STEERING COMPONENTS

The following levers are available with black knobs and may be color matched to your interior with special interior paint.

- 5162 1961-62 Non-Tilt & 1963-66 Tilt Turn Signal Lever



- 3028 1963-66 Turn Signal Lever without Tilt Wheel



- 2299 1963-66 Tilt Wheel Release Lever



- 2298 1966 Impala & Caprice Tilt Wheel Release Lever



- 2305 1966 Impala & Bel Air Turn Signal Lever, w/o Tilt



- 2306 1966 Impala "SS" & Caprice Turn Signal Lever, with Tilt



- 4470 1967 Tilt Wheel Release Lever



- 5165 1967 Turn Signal Lever with Tilt Wheel



- 5168 1968-70 Tilt Wheel Release Lever



- 5174 1968-70 Turn Signal Lever with or without Tilt Wheel



- 5169 1971-74 Tilt Wheel Release Lever



- 5176 1971-74 Turn Signal Lever with or without Tilt Wheel



2234



2235



5149

- 2234 1959-66 Cancel Cam without Tilt Wheel  
 Pick Up Truck without Tilt Wheel  
 2235 1963-66 Cancel Cam with Tilt Wheel  
 5149 1967-68 Cancel Cam with Tilt Wheel

2105




2106



- 2105 1961-62 Lower Steering Column Seal, Standard  
 2105A 1961-62 Lower Steering Column Seal, Automatic  
 2106 1963-64 Lower Steering Column Seal, Standard  
 2106A 1963-64 Lower Steering Column Seal, Automatic

## VENT WINDOW REGULATORS

Cast with a quality zinc alloy from a GM-licensed mold. Individually hand assembled and guaranteed quality.



2022 1961-64 Vent Wing Regulator, Passenger Side  
2023 1961-64 Vent Wing Regulator, Driver Side



2020 1959-60 Vent Wing Regulator, Passenger Side  
2021 1959-60 Vent Wing Regulator, Driver Side

## 1959-64 B-BODY SILL PLATES

Trim Parts sill plates are the best on the market. We take pride in the quality of every sill plate we manufacture. The "Body by Fisher" tag is hand riveted to each sill plate.



2074 1959-60 2-Door B-Body Sill Plates with Fasteners



2149 1961-64 2-Door B-Body Sill Plates with Fasteners

OFFICIALLY LICENSED BY



## 1963-66 INTERIOR REAR WINDOW TRIM

Trim Parts' window trim is pre-bent and ready to install on your car. Window trim is available in black only, but is paintable to match your car's interior. Our window trim will not deteriorate from exposure to the sun's UV rays. It's easy to install as it snaps right into place, no fasteners required.

OFFICIALLY LICENSED BY



2397 1963-64 Bel Air & Biscayne Sedan Interior Rear Window Trim, Complete 3-Piece Set



2497 1965-66 Impala, Bel Air & Biscayne (Except Impala Sport Models) 2 & 4 Door Sedan Rear Window Trim(3 Piece Set)  
4343 1965-66 Rear Window Center Cap.



# CHEVROLET

## CAMARO

Camaros are among the most popular of all collector cars. Since the introduction in 1967, Camaros have been adorned with some of the coolest emblems, ornaments and trim items ever put on a car. Trim Parts manufactures top quality, GM-licensed authentic reproduction emblems, scripts, lenses and ornaments for Camaros and other collectible GM cars and trucks.



### INDEX

Hood / Grille Emblems & Trim .....64, 65  
 Exterior Door Handles ..... 64  
 Front Header Panel Emblems..... 65  
 Exterior Trim ..... 65  
 Headlight Doors.....65  
 Front Fender Emblems .....66  
 Trunk & Rear Panel Emblems .....66  
 Gas Lid & Fuel Door Emblems .....66  
 Parking Light Lenses.....67  
 Tail Light & Back Up Light Lenses ..... 67

License Lamp Lenses..... 67  
 Marker Light Assemblies..... 68  
 Interior Lenses & Bezels..... 68  
 Sill Plates ..... 68  
 Miscellaneous Interiors .....68, 69  
 Horn Button Assemblies ..... 69  
 Window Trim..... 69



### INDIVIDUAL NUMBER EMBLEMS

Show off the size of your engine. Combine individual numbers to identify other engine sizes such as "327", "355", "383" and more! Numbers are made of top-quality die-cast metal, chrome plated, and recess painted in black, white or red. Each number is approximately 1-3/8" long by 5/8" tall. Attaches with the strongest double sided tape available in the automotive industry.



Number	Black	White	Red
"0"	5185C	5186C	5188C
"2"	5185D	5186D	5188D
"3"	5185E	5186E	5188E
"4"	5185A	5186A	5188A
"5"	5185B	5186B	5188B
"6"	5185F	5186F	5188F
"7"	5185G	5186G	5188G
"8"	5185J	5186J	5188J
"9"	5185H	5186H	5188H

## HOOD / GRILLE EMBLEMS & TRIM



ORIGINAL  
GM TOOLING

3086 1967 Hood Grille with Fasteners

124.95

3080



3080 1967 Camaro "SS" 350/396 Grille Emblem with Retainer and Fasteners

6715 1967-68 Camaro "RS" Grille Emblem with Retainer and Fasteners



6715



All emblems below include fasteners and retainers.

6716 1967 Camaro Standard Grille and 1967-68 RS Grille Emblem "SS 396"

6742 1968 Camaro Standard Grille Emblem "SS 396"

6766 1969 Camaro Standard Grille Emblem "SS 396"

6768 1969 Camaro R/S Grille Emblem "SS 396"



6717 1967 Camaro Standard Grille and 1967-68 RS Grille Emblem "SS 427"

6743 1968 Camaro Standard Grille Emblem "SS 427"

6767 1969 Camaro Standard Grille Emblem "SS 427"

6769 1969 Camaro RS Grille Emblem "SS 427"



6740 1968 Camaro 350/396 Front "SS" Emblem with RS Grille with Retainer and Fasteners

## EXTERIOR DOOR HANDLES

Trim Parts' door handles have a show quality chrome finish and are manufactured to original GM specifications.



OFFICIALLY  
LICENSED BY

GM Restoration  
Parts

6735 1967-69 Camaro Outside Door Handle Assembly Set

5255 1967-69 Camaro Outside Door Handle Push Button Kit, Includes: 2 Push Buttons with Rods, 2 Springs, 2 "O" Rings, 2 Retainers

## HOOD / GRILLE EMBLEMS & TRIM



6741 1968 Camaro Standard Grille Emblem with Retainer and Fasteners



6765 1969 Camaro Front "Bowtie" Emblem Assembly with Retainer and Fasteners, Blue

6765B 1969 Camaro Front "Bowtie" Emblem Assembly with Retainer and Fasteners, Custom Black



6764 1969 Camaro "Z-28" Grille Emblem with Retainer



Emblem is same for 1970-71 & 1972-73, but the retainers are different. We supply the correct retainers for each.

6822 1970-71 Camaro "Z-28" Grille Emblem with Retainer

6823 1972-73 Camaro "Z-28" Grille Emblem, with Retainer

ORIGINAL  
GM TOOLING



6825 1970-71 Camaro "SS" Grille Emblem with Retainer and Fasteners

6820  
ORIGINAL  
GM TOOLING



6820 1970 Camaro Front Emblem with Fasteners

6840 1974 Camaro Front Grille Emblem



6992



ORIGINAL  
GM TOOLING

Trim Parts built tool. Correct 3-color.

6880 1980-81 Camaro "Z28" Grille Emblem, Silver

6881 1980-81 Camaro "Z28" Grille Emblem, Charcoal

6882 1980-81 Camaro "Z28" Grille Emblem, Blue

6883 1980-81 Camaro "Z28" Grille Emblem, Green.

6884 1980-81 Camaro "Z28" Grille Emblem, Gold

6885 1980-81 Camaro "Z28" Grille Emblem, Red

6886 1980-81 Camaro "Z28" Grille Emblem, Orange..



## HOOD / GRILLE EMBLEMS & TRIM



- 6870 1980-81 Camaro "RS" Grille Emblem with Retainer and Fasteners, Silver
- 6873 1980-81 Camaro "RS" Grille Emblem with Retainer and Fasteners, Gold




- 6875 1980-81 Camaro Grille Emblem w/Retainer& Fasteners
- 6980 1982-83 Camaro Z-28 Hood Ornament with Fasteners

## 1969 HEADLIGHT DOORS

The 1969 outer headlight doors come primed and ready to be painted to match your body color. We care about the quality of our products. When original GM tooling can be located, Trim Parts' skilled craftsman restore and rebuild the molds and dies to produce beautiful accurate parts.



- 6746 1969 Camaro RS Headlight Door, Outer



- 6747 1969 Camaro RS Headlight Door, Inner



- 6748 1969 Camaro RS Headlight Door Hinge Plate, Passenger
- 6749 1969 Camaro RS Headlight Door Hinge Plate, Drivers

## FRONT HEADER PANEL EMBLEMS



- 6821 1971-74 Camaro Front Header Panel Emblem



- 6843 1975-77 Front Header Panel Emblem, Red, White & Blue
- 6844 1975-77 Front Header Panel Emblem, Orange, Black & Red



6990



6991

- 6990 1982-85 Front Header Panel Emblem, Except Z-28
- 6991 1982-84 Berlinetta Front Header Panel Emblem



6992



6985

- 6992 1982-85 Camaro "Z-28" and IROC & 1982 Indy Pace Car Front Header Panel Emblem
- 6985 1985 Camaro Berlinetta Front Header Panel Emblem



6993



6994

- 6993 1986-87 Front Header Panel Emblem, Except Z-28
- 6994 1986-87 IROC / 1987 RS Front Header Panel Emblem

## EXTERIOR TRIM



- 6776 1969 Camaro Rear Fender Molding with Fasteners

## FRONT FENDER EMBLEMS



4220 1967 Camaro Front Fender "396 Turbo Jet" X-Flag Emblem with Fasteners



6750 1968 Camaro Front Fender Emblem, "SS" w/Fasteners



6759 1969 Camaro Front Fender Emblem, "Z-28" w/Fasteners



6760 1969 Camaro "396" Front Fender Emblem



**The ONLY correctly painted Rally Sport emblem available.**

6761 1969 Camaro Front Fender Emblem with Fasteners



6810 1969-72 Camaro "SS" Front Fender Emblem with Fasteners, White (2 Pair Required Per Car)

6810R 1969-72 "SS" Front Fender Emblem w/Fasteners, Red

6811 1969-72 "SS" Front Fender Emblem w/Fasteners, Black



6830 1970-72 Camaro "396" Front Fender Emblem



6762 1970-73 Camaro Front Fender Emblem with Fasteners



6831 1970-75 Camaro "350" Front Fender Emblem



6975 1985-86 Camaro Front End Panel Emblem

## TRUNK & REAR PANEL EMBLEMS



6725 1969 "SS 396" Rear Emblem with Retainer & Fasteners

6726 1969 "SS 427" Rear Emblem with Retainer & Fasteners



6772 1969 Camaro "SS" Rear Panel Emblem with Fasteners



6770 1969 Camaro Rear Panel "Bowtie" Assembly w/Fasteners



6836 1970 "Camaro By Chevrolet" Trunk Emblem w/Fasteners



6835 1971-72 "Camaro" Trunk Lid Emblem with Fasteners



6838 1975-77 Camaro Trunk Emblem Assembly with Fasteners, Red, White and Blue

6839 1975-77 Camaro Trunk Emblem Assembly with Fasteners, Orange, Black & Red



6997 1985-86 Rear Panel Emblem, "Berlinetta" w/Fasteners



6771 1969 Camaro "Z/28" Rear Emblem with Fasteners



6950 1980-81 Fuel Door Emblem with Fasteners, Silver

6951 1980-81 Fuel Door Emblem with Fasteners, Charcoal

6952 1980-81 Fuel Door Emblem with Fasteners, Blue

6953 1980-81 Fuel Door Emblem with Fasteners, Green

6954 1980-81 Fuel Door Emblem with Fasteners, Gold

6955 1980-81 Fuel Door Emblem with Fasteners, Red

6956 1980-81 Fuel Door Emblem with Fasteners, Orange

## TAIL LIGHT & BACK UP LIGHT LENSES



ORIGINAL  
GM TOOLING

- A6700 1969 Camaro Standard Tail Light Lens, Passenger  
A6700A 1969 Camaro Standard Tail Light Lens, Drivers



A6708

A6711

RS tail lights have stainless trim on the inner ring of the lens.

- A6708 1970-71 Early Camaro Back Up Lens with RS, Pass  
A6708A 1970-71 Early Camaro Back Up Lens with RS, Drivers  
A6711 1970-71 Early Camaro Back Up Lens without RS, Pass  
A6711A 1970-71 Early Camaro Back Up Lens without RS, Drivers

## LICENSE LAMP LENSES




A2190



6860

- A2190 1967-69 Camaro License Lamp Lens  
A2190G 1967-69 Camaro License Lamp Lens Gasket  
6860 1970-73 License Lamp Lens with Gasket, (2 Req'd)



ORIGINAL  
GM TOOLING

- A6768 1974-77 Camaro License Lamp Lens

## PARKING LIGHT LENSES



ORIGINAL  
GM TOOLING

- A6750 1970-73 RS Parking Light Lens with Trim, (2 Required)



ORIGINAL  
GM TOOLING

- A6751 1970-73 Camaro Parking Light Lens (Excluding RS)  
A6751G 1970-73 Camaro Parking Light Lens Gasket



A6752

ORIGINAL  
GM TOOLING



A6753

- A6752 1974-77 Camaro Parking Light Lens Assembly, Includes: Lens and Rear Housing, (2 Required Per Car)  
A6753 1974-77 Parking Light Lens Trim, Rear (2 Required)

## TAIL LIGHT & BACK UP LIGHT LENSES



- A6708S 1970-71 Camaro Early Tail/Back Up Light Lens Set with RS Trim

- A6711S 1970-71 Camaro Early Tail/Back Up Light Lens Set without RS Trim



A6705

A6707

- A6705 1970-73 Camaro Tail Light Lens with RS, Pass  
A6705A 1970-73 Camaro Tail Light Lens with RS, Drivers  
A6707 1970-73 Camaro Tail Light Lens without RS, Pass  
A6707A 1970-73 Camaro Tail Light Lens without RS, Drivers



A6709

A6712

- A6709 1971 Late-73 Camaro Back Up Lens with RS, Pass  
A6709A 1971 Late-73 Camaro Back Up Lens with RS, Drivers  
A6712 1971 Late-73 Camaro Back Up Lens without RS, Pass  
A6712A 1971 Late-73 Camaro Back Up Lens without RS, Drivers



- A6709S 1971 Late-73 Tail/Back Up Light Lens Set, RS Trim  
A6712S 1971 Late-73 Camaro Tail/Back Up Light Lens Set



ORIGINAL  
GM TOOLING

- A6710 1974-77 Camaro Rear Lamp Assembly, Passenger  
A6710A 1974-77 Camaro Rear Lamp Assembly, Drivers



- A6710F 1974-77 Camaro Close Out Filler, Passenger  
A6710G 1974-77 Camaro Close Out Filler, Drivers

## MARKER LIGHT ASSEMBLIES



A3070



A3071



A3072

- A3070 1968 Front Assembly, Clear - Correct for 1968
- A3071 1968 Camaro Front Assembly, Amber
- A3072 1968 Camaro Rear Assembly, Red
- A3070G 1968 Camaro Gasket for Above Lenses



A6760



A6730



- A6730 1970-73 Camaro Front Marker Light Assembly, No Gaskets or Brackets\*
- A6731 1970-73 Camaro Front Marker Light Assembly, with Gaskets & Brackets\*
- A6730G 1970-73 Camaro Front Marker Light Gasket
- A6735 1970-73 Camaro Rear Side Marker Light Assembly, No Gaskets or Brackets\*
- A6760 1970-73 Camaro Rear Side Marker Light Assembly, with Gaskets & Brackets\*
- A6730G 1970-73 Camaro Rear Side Marker Light Gasket
- A6760G 1970-73 Camaro Rear Side Marker Light Retainer
- A6732 1970-73 Camaro Front & Rear Marker Light Assemblies with Gaskets and Brackets\*



- A6740 1974-77 Camaro Front Marker Light Assembly, Drivers/Passenger, Light Amber (Most Common)
- A6742 1974-77 Camaro Front Marker Light Assembly, Drivers/Passenger, Dark Amber
- A6740G 1974-77 Camaro Front Marker Light Gasket




## DOMES LIGHTS



- 2194A 1967 Interior Rear Quarter Light Assembly, Includes: Bezel, Lens, Bulb Socket and Bulb (For Cars with Deluxe Interior) .. ea. 54.95
- 2194AP 1967 Interior Rear Quarter Light Assembly, Includes: Bezel, Lens, Bulb Socket and Bulb, Pair
- 2194 1967 Interior Rear Quarter Light Bezel Only
- 2193 1967 Interior Rear Quarter Light Lens Only

## RADIO LENSES




2120



2121

- 2120 1969-70 Camaro Mono & 1970 AM/FM Camaro Stereo Radio Lens, White Letters & Medium Green Top Edge
- 2121 1969-70 Camaro AM/FM Camaro Stereo Radio Lens, Light Green Letters & Light Green Top Edge



4615



4616

- 4615 1971-76 Camaro AM/FM Mono Radio Lens, White Letters, Medium Blue Top Edge
- 4616 1971-76 Camaro AM/FM Stereo Radio Lens, White Letters, Medium Blue Top Edge

## 1967-81 CAMARO SILL PLATES

Our sill plates are the best on the market. We take pride in the quality we put into every sill plate manufactured. The "Body by Fisher" tags are either hand riveted or stick-on, exactly like the originals were made.



- 6730 1967-69 Camaro Sill Plates, with Riveted Tag (Original) with Fasteners



- 6732 1970-72 Camaro Sill Plates with Riveted Tag (Original) with Fasteners
- 6732R 1970-72 Camaro Sill Plate with Tag - Pass Side
- 6732L 1970-72 Camaro Sill Plate with Tag - Drivers Side



- 6733 1973-81 Camaro Sill Plates with Stick-On Tag (Original) with Fasteners
- 6733R 1973-81 Camaro Sill Plate with Tag - Pass Side
- 6733L 1973-81 Camaro Sill Plate with Tag - Drivers Side

## UNDER HOOD COMPONENTS



- 1018 1967 Camaro Carburetor Linkage Bushing (10 piece)
- 1018A 1967 Camaro Carburetor Linkage Bushing (each)

## STEERING WHEEL

Black knobs can be color matched to your interior with special interior paints.

- 4470 1967 Camaro Tilt Wheel Release Lever 
- 5165 1967 Camaro Turn Signal Lever with Tilt Wheel 
- 5168 1968-70 Camaro Tilt Wheel Release Lever 
- 5174 1968-70 Camaro Turn Signal Lever, with or w/o Tilt 
- 5169 1971-74 Camaro Tilt Wheel Release Lever 
- 5176 1971-74 Camaro Turn Signal Lever, with or w/o Tilt 
- 4475  5149 
- 5149 1967-68 Camaro Cancel Cam with Tilt Wheel
- 4475 1968 "SS 396" Steering Wheel Emblem w/Fasteners

## HORN BUTTON ASSEMBLIES

- 4465 1967 Camaro "Bowtie" Horn Button Emblem 
- 6780 1969 Camaro "SS" Horn Pad Emblem with Fasteners 
- 6775 1968 Camaro "SS" Horn Button Emblem w/Fasteners 
- 6720 1967-69 Camaro "Wood Wheel" Horn Button Assembly 

The only wood wheel horn buttons with correct paint, edge finish and contour.

## CAMARO INTERIOR WINDSHIELD & REAR WINDOW TRIM

Trim Parts' window trim is pre-bent and ready to install. Available in black, but is paintable to match your interior. Will not deteriorate from exposure to the sun's UV rays. Easy to install, snaps right into place, no fasteners required.



- 6723 1967-68 Camaro Rear Window Trim, 3-Piece Set, Will Fit 1969 Camaro but is not Correct Finish
- 6722 1967-68 Camaro Rear Window Center Cap
- 6721 1967 Camaro Interior Upper Windshield Trim
- 6800 1968 Camaro Interior Upper Windshield Trim

## INTERIOR COMPONENTS

- 9579 Camaro Temperature Control Knobs, Chrome
- 9579A Camaro Temperature Control Knobs, Black
- 4561 1967-78 Camaro Black Vent Pull Knobs (7/8" diameter) 
- 6718 1967 Camaro Windlace Endcaps 
- 6724 1967 Camaro Auto Floor Shift Release Button 
- 4578 1967-69 Camaro Convertible Door Alignment Wedges Includes: Shims and Screws 
- 6755 1968 Camaro 4-Speed Console Shift Plate with Walnut Grain Trim 
- 6789 1970-71 Camaro Seat Belt Retainer 

# CHEVROLET

## NOVA / CHEVY II



Before the birth of the Camaro and Chevelle, Chevrolet relied upon the sturdy and popular little Chevy II / Nova platform for economical performance in a smaller, lighter car. The Nova SS models were popular in their day, but are even more sought-after by today's restorers. Here at Trim Parts, we know how important the "little" details are. Nova and Chevy II enthusiasts rely on Trim Parts' quality products for everything from daily drivers to platinum show cars.



### INDEX

Hood / Grille Emblems & Trim .....	70, 71
Wheel Cover & Spinner Emblems .....	71
Front Fender Emblems & Trim.....	71, 72
Exterior Door Handles .....	71, 72
Trunk & Rear Panel Emblems .....	71, 72
Rear Quarter Emblems & Scripts .....	72
Exterior Trim .....	72
Front Marker Light Bezels .....	73
Marker Light Assemblies.....	73
Tail Light & Back Up Light Lenses .....	73
Parking Light Lenses.....	74
License Lamp Lenses.....	74
Interior Lenses & Bezels.....	75
Interior Emblems .....	75
Miscellaneous Interior .....	74, 75, 76
Horn Button Emblems .....	76
Window Trim.....	76
Sill Plates .....	77

### HOOD / GRILLE EMBLEMS & TRIM



3042 1966 Nova "SS" Grille Emblem w/Retainer & Fasteners

Trim Parts' bezel fits and is the correct thickness, not a flimsy reproduction. (Retooled from scratch.)



3055 1966 Nova Headlight Bezel



3050 1967 "Nova SS" Grille Emblem with Retainer & Fasteners



3051 1967 Chevy II Grille Emblem with Special Mounting Clips

3051A 1967 Chevy II Grille Emblem Mounting Clips Only



ORIGINAL  
GM TOOLING

3086 1968-72 Nova Hood Grille with Fasteners



ORIGINAL  
GM TOOLING

3087 1968-72 Nova Hood Grille Bezel

### INDIVIDUAL NUMBERS

Show off the size of your engine. Combine individual numbers to identify other engine sizes such as "327", "355", "383" and more! Numbers are made of top-quality die-cast metal, chrome plated, and recess painted in black, white or red. Each number is approximately 1-3/8" long by 5/8" tall. Attaches with the strongest double sided tape available in the automotive industry.



Number	Black	White	Red
"0"	5185C	5186C	5188C
"2"	5185D	5186D	5188D
"3"	5185E	5186E	5188E
"4"	5185A	5186A	5188A
"5"	5185B	5186B	5188B
"6"	5185F	5186F	5188F
"7"	5185G	5186G	5188G
"8"	5185J	5186J	5188J
"9"	5185H	5186H	5188H

## HOOD / GRILLE EMBLEMS & TRIM



3060 1968-72 Nova Hood Lip Molding



3085 1969-72 Nova Hood Emblem with Fasteners



Correct for 1970-1972 models, but will fit 1968-1969.  
3080 1970-72 Nova "SS" Grille Emblem with Retainer & Fasteners

## FRONT FENDER EMBLEMS & TRIM



3016 1962-64 Nova 6-cyl Front Fender Shield w/Fasteners, Black  
3018 1962-64 Nova 6-cyl Front Fender Shield w/Fasteners, Red



3022 1964 Nova Front Fender & 1963 Rear Quarter Emblem "400 Series" with Fasteners



2161 1964 Nova "283" Front Fender "V" Emblem w/Fasteners



3056 1968-72 Nova Front Fender Molding, Drivers/Pass



3048 1969-72 Nova Front Fender Emblem



3100 1973-74 Nova "SS" Front Fender & Trunk Emblem with Fasteners

## WHEEL COVER & SPINNER EMBLEMS



2195A 1962-63 Nova Wire Wheel Cover Spinners



2290 1963-64 Nova "SS" Wheel Cover Emblem



2480 1965 & 1967 Nova "SS" Wheel Cover Emblem



2481 1967 Nova "SS" Wheel Cover Spinner Assembly,



5953 1971 Chevy II Finned Wheel Cover Emblem

## 1970-72 NOVA REAR PANELS

Correct zinc die cast material, beautifully chrome plated, and produced from the original GM tooling. Not aluminum or plastic plated like other's on the market.

**ORIGINAL**  
GM TOOLING



3091 1970-72 Nova "SS" Rear Panel w/Emblem & Fasteners



3092 1970-72 Nova Custom Rear Panel with Fasteners

## FRONT FENDER EMBLEMS &amp; TRIM



3015 1962 "Nova 400 Series" Rear Quarter Emblem w/Fasteners



3022 1963 Nova Rear Quarter & 1964 Front Fender Emblem, "400 Series" with Fasteners



3030 1965 Nova Rear Quarter Emblem with Fasteners



3031 1965 Nova "SS" Rear Quarter Emblem Fasteners



3040 1966-67 Nova Rear Quarter Emblem with Fasteners



3047 1966-67 Nova Rear Quarter "Super Sport" Emblem with Fasteners



3048 1968 "Nova" Rear Quarter Emblem

## EXTERIOR TRIM



2147 1962-63 Nova Convertible Top Latch with Fasteners, Passenger Side

2148 1962-63 Nova Convertible Top Latch with Fasteners, Drivers Side



2147A 1962-63 Convertible Top Latch Bushings, Drivers/Pass



3043 1966-67 Nova Rear Quarter Window Trim

## TRUNK &amp; REAR PANEL EMBLEMS



3020 1963-64 "Nova SS" Trunk Emblem with Fasteners



3032 1965 "Nova SS" Trunk Lid Emblem with Fasteners



3029 1965 Nova Rear Panel Emblem



3070 1968 "Chevy II" Trunk Emblem with Fasteners



3075 1968-69 Nova "SS" Rear Panel Emblem with Fasteners



3090 1970-72 Nova "SS" Rear Panel Emblem with Fasteners



3100 1973-74 Nova "SS" Trunk & Front Fender Emblem with Fasteners

## EXTERIOR DOOR HANDLES



Trim Parts Door Handles come pre-assembled & include the correct length push rods, paint gaskets & mounting hardware.

3013 1962-65 Nova 2/4-Door Handle Assembly, Front

3014 1962-65 Nova 4-Door, Rear

3062 1966-67 Nova 2/4-Door, Front

3063 1966-67 Nova 4-Door, Rear

3081 1968-75 Nova 2-Door

3082 1968-75 Nova 4-Door, Front

3083 1968-75 Nova 4-Door, Rear



5255 1962-72 Nova Door Handle Push Button Kit, Includes: Buttons, Rods, "O" Rings, Guides, Retainers and Springs



## TAIL LIGHT & BACK UP LIGHT LENSES



- A3040 1962-64 Nova Tail Light Lens Set, Includes: Tail Light Lens, Back Up Lens & Reflector Lens (2 Sets Required Per Car)  
 A3040C 1962-64 Nova Tail Light Lens, Clear  
 A3037 1962-64 Nova Tail Light Lenses Only  
 A3037G 1962-64 Nova Tail Light Lens Gaskets  
 A3038 1962-64 Nova Reflector Only  
 A3039 1962-64 Nova Back Up Lens Only  
 A3049 1962-64 Nova Wagon Lens Set, Includes: Tail Light Lens, Back Up Lens & Reflector Lens (2 Sets Required Per Car)



- A3041 1962-64 Nova Back Up Light Lens, Red.



- A3042 1962-64 Nova Tail Light Lens Set, Includes: Tail Light Lens, Reflector Lens and Back Up Lens, Red



- A3050 1965 Nova Tail Light Lens (Exc. Wagon)  
 A3051 1965 Nova Back Up Light Lenses (Exc. Wagon)  
 A3050G 1965 Nova Tail Light Lens Gaskets

## FRONT SIDE MARKER LIGHT BEZELS



- A4520 1968-69 Front Marker Light Bezel, "307" with Fasteners  
 A4521 1968-69 Front Marker Light Bezel, "327" with Fasteners



- A4522 1968-69 Front Marker Light Bezel, "350" with Fasteners  
 A4523 1968-69 Front Marker Light Bezel, "396" with Fasteners



- A4524 1968-69 Front Marker Light Bezel, "427" with Fasteners  
 A4524A 1968-69 Front Marker Light Bezel Red, "427" w/Fasteners

## TAIL LIGHT & BACK UP LIGHT LENSES



- A3052 1965 Nova Station Wagon Tail Light Lens



- A3058 1966-67 Nova Tail Lamp Assembly  
 A3047 1966-67 Nova Tail Lamp Tail Light Lens, Red  
 A3047C 1966-67 Nova Tail Lamp Tail Light Lens, Clear  
 A3047G 1966-67 Nova Tail Lamp Gasket  
 A3048 1966-67 Nova Tail Lamp Back Up Lens, Clear  
 A3048-RED 1966-67 Nova Tail Lamp, Special Red



- A3053 1968-69 Nova Tail Light Lens  
 A3053G 1968-69 Nova Tail Light Lens Gasket  
 A3054 1968-69 Nova Back Up Light Lens



- A3057 1970-1971-Early Nova Tail Light Lens, Passenger  
 A3057A 1970-1971-Early Nova Tail Light Lens, Drivers  
 A3057G 1970-1971-Early Nova Tail Light Lens Gasket



- A3063 1971-Late -1972 Nova Tail Light Lens, Passenger  
 A3063A 1971-Late -1972 Nova Tail Light Lens, Drivers  
 A3063G 1971-Late -1972 Nova Tail Light Lens Gasket

## SIDE MARKER LIGHT ASSEMBLIES



- A3070 1968 Nova Front Marker Light Assembly, Clear  
 A3070G 1968 Nova Front Marker Light Gasket



- A3071 1969 Nova Front Marker Light Assembly, Amber  
 A3070G 1969 Nova Front Marker Light Gasket  
 A3072 1968-69 Nova Rear Marker Light Assembly, Red  
 A3070G 1968-69 Nova Rear Marker Light Gasket

**PARKING LIGHT LENSES**

All Trim Parts' Lenses have correct Guide® or Guidex® markings.



A3043 1962 Nova Parking Light Lens, Clear  
A3043G 1962 Nova Parking Light Lens Gasket



A3044 1963-64 Nova Parking Light Lens, Amber  
A3043G 1963-64 Nova Parking Light Lens Gasket




A3045 1965 Nova Parking Light Lens, Amber  
A3045G 1965 Nova Parking Light Lens Gaskets



A3046 1966-67 Nova Parking Light Lens, Amber  
A3046C 1966-67 Nova Parking Light Lens, Clear  
(For Canadian Cars)  
A3045G 1966-67 Nova Parking Light Lens Gaskets



A3055 1968-69 Nova Parking Light Lens, Amber  
A3055G 1968-69 Nova Parking Light Lens Gaskets




**ORIGINAL  
GM TOOLING**

A3060 1970 Nova Parking Light Lens, Clear  
A3061 1971-72 Nova Parking Light Lens, Amber  
A3060G 1970-72 Nova Parking Light Lens Gaskets

**"WHEN QUALITY COUNTS!"**

Trim Parts' lenses are molded with UV stabilized acrylic to prevent color fade, and have correct Guide® or Guidex® markings. All of our GM parts are licensed by GM Restoration Parts, and look and fit like the original.

**ALL GM  
PARTS WE  
MANUFACTURE  
ARE LICENSED  
UNDER**

**LICENSE LIGHT LENSES**

A3027 1962-65 Nova License Lamp Lens  
A3027G 1962-65 Nova License Light Lens Gasket



A2190 1966-72 Nova License Light Lens  
A2190G 1966-72 Nova License Light Lens Gasket

**INTERIOR COMPONENTS**

2033 1965-66 Nova Sport Coupe/Convertible  
Seat Adjuster Knob



9579 Nova Temperature Control Knobs, Chrome  
9579A Nova Temperature Control Knobs, Black



5195 1963 Door Alignment Wedges, Includes: Passenger & Drivers  
Wedges & Die Cast Piece, (4) Shims and (8) Screws



4578 1966-67 Nova Hardtop Door Alignment Wedges  
Includes: Shims and Screws



4160 1964-67 Nova Automatic Floor Shift Release Button  
6724 1968-72 Nova Automatic Floor Shift Release Button



2330 1964-66 Nova Remote Mirror Pivot Plate



4561 1963-78 Nova Black Vent Pull Knobs (7/8" dia), Black

## INSTRUMENT LENSES



3044 1966-67 Nova Auto Console Indicator Lens, Powerglide

## RADIO LENSES



2120 1969-70 Nova Mono & AM/FM Nova Stereo Radio Lens, White Letters & Medium Green Top Edge

2121 1969 Nova AM/FM Nova Stereo Radio Lens, Light Green Letters & Light Green Top Edge



4615 1971-72 Nova AM/FM Mono Radio Lens, White Letters, Medium Blue Top Edge

4616 1971-72 Nova AM/FM Stereo Radio Lens, White Letters, Medium Blue Top Edge

## DASH BEZELS



3023 1962-64 Nova Ignition Bezel

2493 1966-67 Nova Ignition Bezel

## 1965 NOVA DASH TRIM SETS

These beautiful Nova dash trim sets are molded with our quality acrylic plastics, vacuum metalized, then individually hand painted and assembled to meet Trim Parts' standards. When quality counts, count on Trim Parts.

OFFICIALLY LICENSED BY



3052 1965 Nova "SS" Dash Trim Set, (5 Piece)



3053 1965 Nova Dash Trim Set, (5 Piece)

## INTERIOR EMBLEMS



3024 1963-64 Nova Glove Box Door Emblem with Fasteners



3025 1963-64 "Nova SS" Glove Box Door Emblem w/Fasteners



3039 1966 Nova Glove Box Door Emblem



3041 1966-67 Nova Door Panel Emblem



3049 1966-67 Nova "SS" Seat Back Emblem with Retainers (4 Piece Set)



3045 1967 Nova Lower Dash Emblem with Fasteners

## INTERIOR COMPONENTS



3019

2307

3019 1962-66 Nova Shift Lever Knob, Black

2307 1966 Nova Shift Lever Knob, Chrome Plated



3005

3006

3005 1962-65 Nova Parking Brake Handle

3006 1966-67 Nova Parking Brake Handle



3010 1962-67 Nova Windlace End Caps, Black

**STEERING COMPONENTS**

The following levers with black knobs can be color matched to your interior with special interior paints.

- 3028 1963-66 Nova Turn Signal Lever without Tilt Wheel
- 4470 1967 Nova Tilt Wheel Release Lever
- 5165 1967 Nova Turn Signal Lever with Tilt Wheel
- 5168 1968-70 Nova Tilt Wheel Release Lever
- 5174 1968-70 Nova Turn Signal Lever with or w/o Tilt Wheel
- 5169 1971-74 Nova Tilt Wheel Release Lever
- 5176 1971-74 Nova Turn Signal Lever with or w/o Tilt Wheel
- 3026 5149
- 3026 1962-1965 Nova Cancel Cam with Tilt  
5149 1967-1968 Nova Cancel Cam with Tilt Wheel

**HORN BUTTON EMBLEMS**

- 3021 4450
- 3021 1963-64 Nova "Super Sport" Horn Button Insert  
4450 1967 Nova "SS" Horn Button Emblem
- 6780 1969 Nova "SS" Horn Button Emblem with Fasteners

**UNDER HOOD COMPONENTS**

- 1018 1962-67 Carburetor Linkage Bushing (10 piece)  
1018A 1962-67 Carb Linkage Bushing

**INTERIOR REAR WINDOW & WINDSHIELD TRIM**

Trim Parts' window trim is pre-bent and ready to install on your car. Window trim is available in black, but is paintable to match your car's interior. Our window trim will not deteriorate from exposure to the sun's UV rays. It's easy to install as it snaps right into place, no fasteners required.

OFFICIALLY LICENSED BY



- 3009 1962-65 Nova Hardtop Rear Window Trim (5 Piece)
- 3012 1962-65 Nova Hardtop Rear Window Trim Upper Corner
- 3033 1962-67 Nova Upper Windshield Trim
- 3007 1962-64 Nova Sedan Rear Window Trim (3 Piece)
- 3011 1965 Nova Sedan Rear Window Trim (3 Piece)
- 3038 1966-67 Nova 2/4-Door Sedan Rear Window Trim (3 Piece Set)
- 3034 1966-67 Nova 2-Door Hardtop Interior Rear Window Trim (7 Piece Set)
- 5149 5149 5149
- 3037 1966-67 Nova Rear Window Trim Side & Upper Corner (3 Piece Set)  
3036 1966-67 Nova 2-Door Hardtop Upper Corner, Rear Window Trim  
3035 1966-67 Nova 2-Door Hardtop Lower Corner, Drivers & Passenger Rear Window Trim

## 1962-67 CHEVY II / NOVA BODY SILL PLATES

Hardtop, convertible, or station wagon; we have the sill plates for you. Trim Parts manufactures every sill plate to original GM specifications. This means when you install your new sill plates, they will fit and look as original...Guaranteed! Each sill plate has either a hand riveted "Body by Fisher" tag, or an adhesive tag, just as original.

OFFICIALLY LICENSED BY



3000 1962-1967 X-Body 2-Door Sill Plates with Riveted Tag with Fasteners



3001 1962-1967 X-Body Convertible Sill Plates with Riveted Tag with Fasteners



3003 1962-1967 X-Body 4-Door & Station Wagon Sill Plates with Riveted Tag with Fasteners



3004 1968-1970 Nova Sill Plates with Riveted Tag with Fasteners



3004A 1971-1979 Nova Sill Plates with Adhesive Tag with Fasteners



# CHEVROLET

## MONTE CARLO



In 1970 General Motors introduced the world to a brand new Chevrolet, built on the Chevelle A-Body platform. For many years, it has been difficult to find certain parts for restoration, but today the GM restoration parts experts at Trim Parts, are manufacturing a large selection for Monte Carlo.



### INDEX

Hood / Grille Emblems & Trim .....	78
Wheel Covers .....	78
Trunk & Rear Emblems.....	79
Exterior Door Handles .....	79
License Lamp Lenses.....	79
Marker Light Assemblies.....	79
Miscellaneous Exterior .....	79
Dome Light Assemblies.....	79
Back Up Light Lenses .....	79
Interior Lenses.....	80
Console Components .....	80
Miscellaneous Interior .....	80

### INDIVIDUAL NUMBERS

Show off the size of your engine. Combine individual numbers to identify other engine sizes such as "327", "355", "383" and more! Numbers are made of top-quality die-cast metal, chrome plated, and recess painted in black, white or red. Each number is approximately 1-3/8" long by 5/8" tall. Attaches with the strongest double sided tape available in the automotive industry.



Number	Black	White	Red
"0"	5185C	5186C	5188C
"2"	5185D	5186D	5188D
"3"	5185E	5186E	5188E
"4"	5185A	5186A	5188A
"5"	5185B	5186B	5188B
"6"	5185F	5186F	5188F
"7"	5185G	5186G	5188G
"8"	5185J	5186J	5188J
"9"	5185H	5186H	5188H

### HOOD / GRILLE EMBLEMS & TRIM



1605 1970 Monte Carlo Hood Spear with Fasteners



1600

1654

1600 1970 Monte Carlo Grille Emblem Assembly with Mounting Bracket & Hardware

1654 1971 Monte Carlo Grille Emblem Assembly with Mounting Bracket & Hardware



1620 1971 Monte Carlo Hood Emblem Assembly with Fasteners



1610

1655

1680

1610 1972 Monte Carlo Hood Spear Emblem

1655 1972 Monte Carlo Grille Emblem Assembly with Mounting Bracket & Hardware

1680 1973-75 Monte Carlo Grille Emblem Assembly with Mounting Bracket & Hardware



1685 1973 & 1975 Monte Carlo Front Header Panel Emblem with Fasteners



1695 1980-82 Monte Carlo Grille Emblem with Fasteners

### WHEEL COVERS



5953 1971-1972 Monte Carlo Finned Wheel Cover Emblem

## TRUNK & REAR EMBLEMS



1651 1971 Monte Carlo "SS" Trunk Emblem with Fasteners



1652

1660

1652 1971 Monte Carlo Trunk Lock Bezel with Fasteners  
1660 1972 Monte Carlo Trunk Lock Bezel with Fasteners



1635 1970 Monte Carlo "By Chevrolet" Rear Emblem



1649 1970-71 Monte Carlo Rear Emblem with Fasteners  
1662 1970-71 Monte Carlo Rear Emblem, No Studs -  
Double Back Tape Applied



1653 1971 Monte Carlo "By Chevrolet" Rear Emblem w/Fasteners



1675 1976-77 Monte Carlo Rear Panel Emblem w/Fasteners



1650 1970-71 Monte Carlo "SS" 454 Rocker Panel Emblem  
with Fasteners, Original White  
1650A 1970-71 Monte Carlo "SS" 454 Rocker Panel Emblem  
with Fasteners, Custom Red

## DOME LIGHT ASSEMBLIES



4552 1970 Monte Carlo Dome Light Assembly,  
Includes: Base, Lens, Bulb Clips, Wire Leads  
4550 1970 Monte Carlo Base Only, No Clips or Leads  
4551 1970 Monte Carlo Dome Light Lens Only


## MISCELLANEOUS EXTERIOR



1646 1970-71 Monte Carlo Lower Panel Molding Extension



1647 1970-72 Monte Carlo Upper Tail Light Bezel



The only GM Licensed, USA made grille.

4510 1970-72 Monte Carlo Cowl Grille, Non-Air (3 Piece Set)  
4511 1970-72 Monte Carlo Cowl Grille, With-Air (3 Piece Set) For cars  
with vacuum actuator on the right hand side

Each Trim Parts door  
handle comes completely  
assembled & includes the  
correct length push rods,  
paint gaskets & mounting  
hardware.



4155 1970-72 Monte Carlo Door Handle Assembly,  
Includes: Push Buttons, Push Rods (Correct Length),  
Retainers, Paint Gaskets and Mounting Hardware

## BACK UP LIGHT LENSES



A1601



A1602

A1601 1970 Monte Carlo Back Up Light Lens  
A1602 1971-73 Monte Carlo Back Up Light Lens

## LICENSE LAMP LENSES



A2190 1970-72 Monte Carlo License Light Lens  
A2190G 1970-72 Monte Carlo License Lens Gasket

## MARKER LIGHT ASSEMBLIES



A1678 1981-88 Monte Carlo Front Side Marker Light Assembly, Also Fits:  
1986 except LS and 1987-88 with Sport Packages

**INTERIOR COMPONENTS**



4579 1970-72 Monte Carlo Hardtop Roof Rail Window Guide



4585 1970-72 Monte Carlo Interior Rear Window Lower Molding Corners with Fasteners



9579 Monte Carlo Temperature Control Knobs, Chrome



9579A Monte Carlo Temperature Control Knobs, Black

**CONSOLE COMPONENTS**



4572 1970-72 Monte Carlo Center Console Cover, Black Complete with Chrome Trim

4573 1970-72 Monte Carlo Center Console Chrome Trim Only



4574



4576

4574 1970-72 Monte Carlo Center Console Rear Panel, Includes: Lens, Bulb Clips, Screws and Wiring Pigtails

4576 1970-72 Monte Carlo Lower Steering Column Cover (Correct for Round Gauge Dash)



4580



4575

4580 1970-72 Monte Carlo 4-Speed Console Shift Plate

4575 1970-72 Monte Carlo Console Seat Belt Pocket with Stainless Steel Retainer Black Only, Includes: Fasteners

**INTERIOR LENSES**



4581



4582



4583



4584

4581 1970 Monte Carlo Console Shift Indicator Dial, Powerglide, Green

4582 1970 Monte Carlo Console Shift Indicator Dial, Turbohydromatic, Green

4583 1971-72 Monte Carlo Console Shift Indicator Dial, Powerglide, Blue

4584 1971-72 Monte Carlo Console Shift Indicator Dial, Turbohydromatic, Blue

**WE RELY ON THREE WORDS TO KEEP OUR CUSTOMER HAPPY "WHEN QUALITY COUNTS!"**

**OUR EMBLEMS FEATURE: CORRECT COLOR PAINT, BEAUTIFUL CHROME FINISH & SHINE, NO FLASHING, AND A PERFECT FIT**

It's clear to see why so many people choose Trim Parts over the competition. All of our GM products are licensed by GM Restoration Parts, and are manufactured to look and fit like the original.

**ALL TRIM PARTS GM PARTS ARE LICENSED UNDER**



**OTHER GUYS**



# CHEVROLET & GMC

## PICKUP TRUCKS



Everybody loves a Chevy or GMC pickup, and today restorers and rodders alike are grabbing up vintage GM trucks for their project vehicles. Trucks however, by their nature, often lead a pretty rough life. Emblems, lenses and trim items often get beat up or damaged in daily routine. Trim Parts proudly makes top quality GM-licensed Chevy and GMC pickup trim items for your classic truck.



### INDEX

Hood / Grille Emblems & Trim .....	81
Under Hood .....	81
Front Fender Emblems & Trim.....	82, 83
Reflectors .....	83
Tail Light & Back Up Light Lenses .....	84
Parking Light Lenses.....	84
Tailgate Panel Assemblies.....	85
License Lamp & Cargo Lenses .....	85
Marker Light Assemblies.....	85
Rear Quarter Emblems .....	86
Tailgate Trim .....	86
Headliner Trim.....	86
Horn Button Assemblies .....	86
Interior Emblems .....	86
Interior Lenses & Bezels.....	87
Interior Components .....	85-87

### HOOD / GRILLE EMBLEMS AND TRIM

9500 1967-68 "Chevrolet" Truck Hood Letters w/Fasteners



9510 1967-68 Chevrolet Truck Grille Emblem with Fasteners, Red "Bowtie"

9820 1968-72 "GMC" Truck Hood Letters with Fasteners



9600 1969-70 Chevrolet Truck Hood Emblem with Fasteners, Blue "Bowtie"



Not original for trucks, but will fit.  
1620 1971 Chevrolet Truck Hood Emblem Assembly with Fasteners



9810 1971-72 Sprint Grille "350" Emblem with Fasteners



9811 1971-72 Sprint Grille "454" Emblem with Fasteners

### UNDER HOOD COMPONENTS



The only GM Licensed, USA made grille.  
4510 1971-72 Sprint Cowl Grille, Non-Air (3 Piece Set)  
4511 1971-72 Sprint Cowl Grille, With-Air (3 Piece Set) For cars with vacuum actuator on the right hand side

1018 1955-67 Truck Carburetor Linkage Bushing (10 piece)  
1018A 1955-67 Truck Carburetor Linkage Bushing (each)



## FRONT FENDER EMBLEMS & TRIM



9105 1960 Truck Front Fender Emblem "Chevrolet Apache 10" with Fasteners



9150 1961 Chevrolet Truck Hood Emblem "Apache 10" with Fasteners



9225 1962 Chevrolet Truck Front Fender Emblem "10" with Fasteners



9275 1963 Chevrolet Truck Front Fender Emblem "10" with Fasteners

9325 1964 Chevrolet Truck Front Fender Emblem "10" with Fasteners



9350

9375

9350 1965 Chevrolet Truck Front Fender Emblem "10" with Fasteners

9375 1966 Chevrolet Truck Front Fender Emblem "10" with Fasteners

### INDIVIDUAL NUMBERS

Show off the size of your engine. Combine individual numbers to identify other engine sizes such as "327", "355", "383" and more! Numbers are made of top-quality die-cast metal, chrome plated, and recess painted in black, white or red. Each number is approximately 1-3/8" long by 5/8" tall. Attaches with the strongest double sided tape available in the automotive industry.



Number	Black	White	Red
"0"	5185C	5186C	5188C
"2"	5185D	5186D	5188D
"3"	5185E	5186E	5188E
"4"	5185A	5186A	5188A
"5"	5185B	5186B	5188B
"6"	5185F	5186F	5188F
"7"	5185G	5186G	5188G
"8"	5185J	5186J	5188J
"9"	5185H	5186H	5188H

## FRONT FENDER EMBLEMS & TRIM



9525

9526

9525 1967-68 Chevrolet Truck Front Fender Emblem "10" with Fasteners, Also Fits 1969 Van

9526 1967-68 Chevrolet Truck Front Fender Emblem "20" with Fasteners, Also Fits 1969 Van



9840 1968-72 GMC Truck Front Fender "4 Wheel Drive" Emblem with Fasteners, Also Fits Blazer and Suburban



9610 1969-70 Chevrolet Truck Front Fender "CST/10" Emblem with Fasteners



9611 1969-70 Chevrolet Truck Front Fender "C/10" Emblem with Fasteners



9615 1969-72 Chevrolet Truck Front Fender Engine Size Cubic Inch "8 350" Emblem with Fasteners



9616 1969-72 Chevrolet Truck Front Fender Engine Size Cubic Inch "8 396" Emblem with Fasteners



9617 1969-72 Chevrolet Truck Front Fender Engine Size Cubic Inch "8 400" Emblem with Fasteners



9618 1969-72 Chevrolet Truck Front Fender Engine Size Cubic Inch "8 454" Emblem with Fasteners



9625 1969-72 Chevrolet Truck Front Fender "Custom/10" Emblem with Fasteners



9626 1969-72 Chevrolet Truck Front Fender "Custom/20" Emblem with Fasteners



9719 1971-72 Chevrolet Truck Front Fender "Deluxe" Emblem with Fasteners



9720 1971-72 Chevrolet Truck Front Fender "Super" Emblem with Fasteners

**FRONT FENDER EMBLEMS & TRIM**



9821 1968-72 GMC Truck Front Fender Emblem "1500 V-Eight"



9822 1971-72 GMC Truck & Suburban Front Fender "1500 Custom" Emblem



9823 1971-72 GMC Truck & Suburban Front Fender "1500 Super Custom" Emblem



9824 1971-72 GMC Truck Front Fender "1500 Sierra" Emblem



9825 1971-72 GMC Truck Front Fender "1500 Sierra Grande" Emblem



9841 1971-72 Truck Front Fender "GMC SPRINT" Emblem with Fasteners - Also Fits 1973-76 Rear Roof Panel



9775 1973-76 Chevy Truck "Cheyenne Super 10" Front Fender Emblem with Fasteners

**FRONT FENDER EMBLEMS & TRIM**



9830 1968-72 GMC Truck Front Fender "2500 V-Eight" Emblem



9831 1971-72 GMC Truck Front Fender "2500 Custom" Emblem



9832 1971-72 GMC Truck Front Fender "2500 Super Custom" Emblem



9833 1971-72 GMC Truck Front Fender "2500 Sierra" Emblem



9834 1971-72 GMC Truck Front Fender "2500 Sierra Grande" Emblem



9835 1971-72 GMC Truck Front Fender "Jimmy" Emblem



9721 1971-72 Chevrolet Truck Front Fender "Cheyenne 10" Emblem with Fasteners



9722 1971-72 Chevrolet Truck Front Fender "Cheyenne 20" Emblem with Fasteners



9723 1971-72 Chevrolet Truck Front Fender "Cheyenne 30" Emblem with Fasteners

CHEVY/GMC TRUCK

**1957 CHEVROLET PICKUP TRUCK FRONT FENDER EMBLEMS**

Trim Parts' 1957 Chevrolet 3100 Front Fender Emblems are GM-licensed and guaranteed to fit. Used exclusively on 1957 Chevrolet 3100 pickup trucks. Emblems are chromed and are accented in red, just as they were back in 1957 for an authentic appearance. Complete with mounting hardware.



9050 1957 Chevrolet Pickup Truck Front Fender "3100" Emblem

**REFLECTORS**



A4872 1971-72 Sprint Rear Bumper Reflector Lens  
A4869 1971-72 Sprint Rear Lamp Lens Reflector

## TAIL LIGHT & BACK UP LIGHT LENSES



A9050 1947-56 Panel Truck Tail Light Lens



A9065 1955-58 Cameo Tail Light Lens



A9150 1956-66 Chevy/GMC Stepside Tail Light Lens, Also Fits Commercial Vehicles



A9100 1960-66 Chevrolet Fleetside Tail Light Lens, Red  
A9100C 1960-66 Chevrolet Fleetside Tail Light Lens, Clear



A9582 1967-72 Suburban Tail Light Lens



A4870 1971-72 GMC Sprint Tail Light Lens, Passenger  
A4870 1971-72 GMC Sprint Tail Light Lens, Drivers.



A4874



A4875

A4874 1973-77 GMC Sprint Tail Light Lens, Passenger  
A4874A 1973-77 GMC Sprint Tail Light Lens, Drivers  
A4875 1973-77 GMC Sprint Back Up Light Lens, Passenger  
A4875A 1973-77 GMC Sprint Back Up Light Lens, Drivers

## PARKING LIGHT LENSES



A9810 1947-1950 GMC Truck Parking Light Lens (Glass)



A9125 1960-62 Chevrolet Truck Parking Light Lens, Clear



A9126 1963-66 Chevrolet Truck Parking Light Lens, Amber



A9832 1962-66 GMC Truck Parking Light Lens, Amber



A9834 1962-66 GMC Truck Parking Light Lens Clear, (Has Original Chrome Look Around Outside Edge)



A9835 1967-72 GMC Truck Parking Light Lens



A4825 1971 GMC Truck Sprint Parking Light Lens



A4850 1972 GMC Truck Sprint Parking Light Lens, Amber, 1st Design  
A4860 1972 GMC Truck Sprint Parking Light Lens, Clear, 2nd Design

# 1969-72 CHEVROLET & GMC TRUCK TAILGATE PANEL ASSEMBLIES

Exact duplications of the original. GM-licensed tailgate panels. Rest assured you are getting the highest quality reproduction part for your project.



OFFICIALLY LICENSED BY



9655 1969-72 Chevrolet Truck Tailgate Panel Assembly, Original Textured Wood Grain, Includes: Fasteners



9656 1969-72 Chevrolet Truck Tailgate Panel Assembly, Custom Black, Includes: Fasteners



9818 1969-72 GMC Truck Tailgate Panel Assembly, Custom Black, Includes: Fasteners



9819 1969-72 GMC Truck Tailgate Panel Assembly, Original Textured Wood Grain, Includes: Fasteners

CHEVY/GMC TRUCK

## MARKER LIGHT ASSEMBLIES



A4890 1973-77 GMC Sprint Front Assembly, Amber, Pass  
A4890A 1973-77 GMC Sprint Front Assembly, Amber, Drivers



A4895 1973-77 GMC Sprint Rear Assembly, Red, Pass  
A4895A 1973-77 GMC Sprint Rear Assembly, Red, Drivers  
A4895G 1973-77 GMC Sprint Rear Marker Light Gasket



4894 1973-77 GMC Sprint Rear Marker Light Bezels, Drivers & Passenger Sides



## LICENSE LAMP & CARGO LENSES



A9700 1982-88 Chevrolet S-10 & GMC S-15 Cargo Light Lens.



A2190 1971-72 GMC Sprint License Light Lens  
A2190G 1971-72 GMC Sprint License Light Lens Gasket

## INTERIOR TRAFFIC LIGHT VIEWER



1004 1947-56 Traffic Light Viewer Assembly with Hardware

ALL GM PRODUCTS WE MANUFACTURE ARE LICENSED GM RESTORATION PARTS



**TAILGATE TRIM**

**CHEVROLET**

9652 1969-72 Truck Tailgate Trim Panel Letters with Fasteners "Chevrolet"



9870 1969-72 Tailgate Panel Letters with Fasteners "GMC"



9879 1971-72 Tailgate Emblem with Fasteners "GMC SPRINT"



4817 1971-72 Sprint Tailgate Handle with Washers and Screws



4818 1964-67 GM Truck Tailgate Hinge Escutcheons

**BEDSIDE EMBLEMS**



9645 1969-72 Chevrolet Truck Bedside "Longhorn" Emblem with Fasteners



9760 1969-72 GMC Truck Bedside "Sierra Grande" Emblem with Fasteners



9865 1969-72 GMC Truck Bedside "Sierra" Emblem with Fasteners

**HEADLINER TRIM**



9650 1969-72 Truck Chrome Headliner Trim Set, Plastic Chrome Plated, Set of 4 with Fasteners

**INTERIOR EMBLEMS**



9550 1967-68 Chevrolet Truck Door "Custom" Emblem with Fasteners



9555 1968 Chevrolet Truck & 1969-72 Blazer Door "CST" Emblem with Fasteners



9340 1964-66 Truck Glove Box Door "Chevrolet" Emblem with Fasteners



9340A 1964-66 Truck Glove Box Door "Chevrolet" Emblem with Fasteners, Chrome Plated



Original Melt-Over Mounting Studs

9575 1967-1968 Glove Box Door "Chevrolet" Emblem



Original Melt-Over Mounting Studs

9675 1969-70 Truck & 1969-72 Blazer Glove Box Door "Chevrolet CST" Emblem



9670 1969-72 Truck Glove Box Door "Chevrolet Custom" Emblem



Original Melt-Over Mounting Studs

9875 1969-72 Truck Glove Box Door "GMC Custom" Emblem



9710 1971 Chevrolet Truck Glove Box Door "Cheyenne Super" Emblem with Fasteners

9740 1972 Chevrolet Truck Glove Box Door "Cheyenne Super" Emblem with Fasteners

**HORN BUTTON ASSEMBLIES**



6720 1971-72 GMC Sprint "Wood Wheel" Horn Button Assembly

## DASH LENSES & BEZELS



1250 1955-59 Chevrolet Truck Speedometer Face



9025 1955-59 Chevrolet Truck Heater Control Face



9581 1967-72 Chevrolet & GMC Truck Temperature Control Face with Air



1252 1955-59 Truck Ignition Bezel



9330 1963-66 Chevrolet & GMC Truck A/C Control Bezels



5295 1968-72 Chevrolet & GMC AM/FM Radio Selector Bar

## CONSOLE COMPONENTS



4572 1971-72 GMC Sprint Center Console Cover with Chrome Trim,

(Has fleecing on back and cut-out for lock cylinder.)

4573 1971-72 GMC Sprint Center Console Chrome Trim Only



4580 1971-72 GMC Sprint 4-Speed Console Shift Plate

## WINDOW COMPONENTS



9640 1969-72 Blazer Door Window End Cap

## INTERIOR COMPONENTS



9579 Camaro Temperature Control Knobs, Chrome

9579A Camaro Temperature Control Knobs, Black



1058 1955-56 Heater Level Control Knobs, Black

9805 1955-59 Deluxe Heater Control Knobs, Bone.



9580 1967-72 Chevrolet & GMC Truck Heater Control Levers with Air, (3 Piece Set)

The following levers with black knobs can be color matched to your interior with special interior paints.



5162 1961-1962 Chevrolet Truck Turn Signal Lever



3028 1963-72 Truck Turn Signal Lever without Tilt Wheel



2299 1967-72 Chevrolet & GMC Truck & Van Tilt Wheel Release Lever



9300 1969-72 Chevrolet & GMC Truck Turn Signal Lever with Tilt Wheel



5169 1971-74 Sprint Tilt Wheel Release Lever



5176 1971-74 Truck Turn Signal Lever with or w/o Tilt



2234

5149

2234 1960-66 Chevy/GMC Truck Cancel Cam with Tilt  
5149 1971-72 Truck/SUV Cancel Cam with Tilt Wheel



3019 1961-64 Truck Shift Lever Knob

ORIGINAL  
GM TOOLING



9660 1969-72 Chevy & GMC Truck Brake Pedal Trim

# CHEVROLET

## CORVAIR



The Chevrolet Corvair was a compact automobile produced from 1960–1969. At the time, it was the only American-designed passenger car to feature a rear-mounted, air-cooled engine. It used GM's Z-Body, with design and engineering which advanced the rear-engine, rear-wheel drive layout. Trim Parts manufactures interior and exterior parts for all years of the Corvair.



### HOOD / GRILLE EMBLEMS



1300 1960 Corvair Hood Emblem

### WHEEL COVER & SPINNER EMBLEMS



2195A 1962-1963 Corvair Wire Wheel Cover Spinner, Set of 4

### EXTERIOR DOOR HANDLES



1900 1965-69 Corvair Door Handle Assembly

### UNDER HOOD COMPONENTS

- 1018 1960-64 Carburetor Linkage Bushing (10 piece)
- 1018A 1960-64 Carb Linkage Bushing



### MISCELLANEOUS INTERIOR



5195 1964 Corvair Convertible Door Alignment Wedges, Includes: Pass & Drivers Wedges & Die Cast Piece, (4)Shims and (8) Screws



4578 1967 Corvair Convertible Door Alignment Wedges, Includes: Shims and Screws



1920 1965-1969 Corvair Windlace Endcaps

### HORN BUTTON ASSEMBLIES



4000 1964 Corvair "Wood Wheel" Horn Button Assembly .



4200



5059

4200 1965 Corvair "Wood Wheel" Horn Button Assembly  
5059 1965-1966 Corvair Telescopic Horn Button Assembly



5069



5063

5069 1965-1966 Corvair Telescopic Locking Ring  
5063 1965-1966 Corvair Horn Button Retainer  
5060 1965-1966 Corvair Horn Button Liner



4300



6720

4300 1966 Corvair "Wood Wheel" Horn Button Assembly  
6720 1967-1968 Corvair "Wood Wheel" Horn Button Assembly.



# PONTIAC

## FIREBIRD, FORMULA, T/A



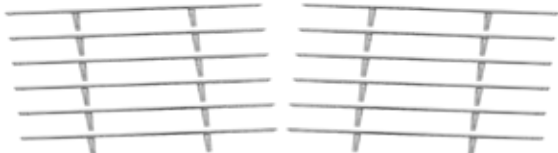
Pontiac Firebirds are definitely on the upswing with collectors, as prices continue to soar. Some Trans Am models are becoming very hard to find, so it's no wonder Firebird fans want the finest quality restoration products they can find. Trim Parts manufactures top quality restoration parts in our own facility, utilizing original GM tooling when available. Trim Parts...When Quality Counts!



### INDEX

Trunk & Rear Panels Emblems.....	89
Hood / Grille Emblems & Trim .....	89
Front Fender Emblems & Trim.....	89
Exterior Trim .....	89
Wheel Cover & Spinner Emblems .....	90
Gas Lid & Fuel Door Emblems .....	90
Exterior Door Handles .....	90
Parking Light Assemblies.....	90
License Lamp Lenses.....	90
Marker Light Assemblies.....	90
Miscellaneous Interior .....	91
Window Trim.....	91
Sill Plates .....	91

### EXTERIOR TRIM



8520 1967-68 Rear Quarter Louver Trim w/Fasteners..12-pc

### TRUNK & REAR PANEL EMBLEMS



8510 1967-69 Firebird "400" Trunk Emblem with Fasteners



8511 1967-69 Pontiac Trunk Lid Letters with Fasteners

### HOOD / GRILLE EMBLEMS & TRIM



8502 1967 Firebird "326" Hood Emblem with Fasteners



8501 1968-69 Firebird "350" Hood Emblem with Fasteners



8500 1967-69 Firebird "400" Hood Emblem with Fasteners



8509 1967-68 Firebird Between Headlight Grille Insert

### FRONT FENDER EMBLEMS & TRIM



8550



8550A

8550 1974-76 Firebird Front Emblem, Red & Black  
8550A 1974-76 "Special Edition" Emblem, Black & Gold



8505 1967-68 Firebird Front Fender Emblem with Fasteners  
8507 1969 Firebird Front Fender Emblem with Fasteners

### INDIVIDUAL NUMBERS

Show off the size of your engine. Combine individual numbers to identify other engine sizes such as "327", "355", "383" and more! Numbers are made of top-quality die-cast metal, chrome plated, and recess painted in black, white or red. Each number is approximately 1-3/8" long by 5/8" tall. Attaches with the strongest double sided tape available in the automotive industry.



Number	Black	White	Red
"0"	5185C	5186C	5188C
"2"	5185D	5186D	5188D
"3"	5185E	5186E	5188E
"4"	5185A	5186A	5188A
"5"	5185B	5186B	5188B
"6"	5185F	5186F	5188F
"7"	5185G	5186G	5188G
"8"	5185J	5186J	5188J
"9"	5185H	5186H	5188H

## WHEEL COVER & SPINNER EMBLEMS

Our research shows the 1967-69 wheel covers to have a black background, 1970 was a transitional year with either a black or red background and 1971-72 have a red background.



8200 2-7/16" Dia Wheel Cover Emblem, Black Background  
8201 2-7/16" Dia Wheel Cover Emblem, Red Background



8202 2-3/4" Dia Wheel Cover Emblem, Black Background  
8203 2-3/4" Dia Wheel Cover Emblem, Red Background



8204 2-7/16" Dia Wheel Cover Emblem, PMD Disc Brakes, Black Background  
8205 2-7/16" Dia Wheel Cover Emblem, PMD Disc Brakes, Red Background

## GAS LID & FUEL DOOR EMBLEMS



8515 1967 Firebird Fuel Door Emblem with Fasteners  
8516 1968 Firebird Fuel Door Emblem with Fasteners

## EXTERIOR DOOR HANDLES

Trim Parts' door handles have a show quality chrome finish and are manufactured to original GM specifications.



6735 1967-69 Firebird Outside Door Handle Assembly Set  
5255 1967-69 Firebird Outside Door Handle Push Button Kit, Includes: 2 Push Buttons with Rods, 2 Springs, 2 "O" Rings, 2 Retainers

## MARKER LIGHT ASSEMBLIES



8524 1968 Firebird Rear Lamp Lens Assembly Set, Includes 2 Lenses, 2 Bezels, 2 Gaskets and Palnuts  
8523 1968 Firebird Rear Lamp Lens Bezel Only w/Fasteners  
A8522 1968 Firebird Rear Lamp Lens Lens Only



8521 1969 Firebird Rear Quarter Lamp Bezel



8561 1970-81 Firebird Front Marker Light Assembly, Driver  
8562 1970-81 Firebird Front Marker Light Assembly, Pass  
8563 1970-81 Firebird Rear Marker Light Assembly, Driver  
8564 1970-81 Firebird Rear Marker Light Assembly, Pass  
8561G 1970-81 Firebird Marker Light Gaske



8560 1970-81 Firebird Front or Rear Marker Light Bezel, Right Hand and Left Hand with Fasteners

## PARKING LIGHT ASSEMBLIES



A8570 1977-78 Firebird Park Light Assembly, Drivers  
A8571 1977-78 Firebird Park Light Assembly, Passenger

## LICENSE LIGHT LENSES



A2190 1967-69 Firebird License Light Lens

## INTERIOR COMPONENTS



- 9579 Firebird Temperature Control Knobs, Chrome  
9579A Firebird Temperature Control Knobs, Black



- 6724 1967 Firebird Auto Floor Shift Release Button



- 6718 1967 Firebird Windlace Endcaps.



- 4578 1967-69 Firebird Convertible Door Alignment Wedges  
Includes: Shims and Screws

Used in Trunk for  
Fender & Rear Emblems.

- 8590 Plastic Hexnut Fastener with Metal  
Self-Threading Insert, Package of 10



- 5149 1967-68 Firebird Cancel Cam with Tilt  
Wheel.

## FIREBIRD INTERIOR WINDSHIELD & REAR WINDOW TRIM

Trim Parts' window trim is pre-bent and ready to install. Window trim is available in black only, but can be painted to match your car's interior. Our window trim will not deteriorate from exposure to the sun's UV rays. It's easy to install as it snaps right into place, no fasteners required.



- 6723 1967-68 Firebird Rear Window Trim, 3-Piece Set,  
Will Fit 1969 Firebird but is not Correct Finish  
6722 1967-68 Firebird Rear Window Center Cap

- 6721 1967 Firebird Interior Upper Windshield Trim  
6800 1968 Firebird Interior Upper Windshield Trim

## UNDER HOOD COMPONENTS

- 1018 1967 Firebird Carburetor  
Linkage Bushings (10 piece)  
1018A 1967 Firebird Carburetor  
Linkage Bushing (each)



## 1967-81 FIREBIRD SILL PLATES

Our sill plates are the best on the market. We take pride in the quality put into every sill plate we manufacture. The "Body by Fisher" tags are either hand riveted or stick-on, exactly like the originals.

OFFICIALLY  
LICENSED BY



- 6730 1967-69 Firebird Sill Plates, with Riveted Tag (Original) with Fasteners



- 6732 1970-72 Firebird Sill Plates with Riveted Tag (Original) with Fasteners  
6732R 1970-72 Firebird Sill Plate with Tag and Fasteners - Pass Side  
6732L 1970-72 Firebird Sill Plate with Tag and Fasteners - Drivers Side



- 6733 1973-81 Firebird Sill Plates with Stick-On Tag (Original) with Fasteners  
6733R 1973-81 Firebird Sill Plate with Tag and Fasteners - Pass Side  
6733L 1973-81 Camaro Sill Plate with Tag and Fasteners - Drivers Side



ALL GM PRODUCTS WE MANUFACTURE ARE LICENSED GM RESTORATION PARTS



FIREBIRD

# PONTIAC

## FULL SIZE & GTO



The 1964 Pontiac GTO is considered by many to be the first real "muscle car", since it represented the first time Detroit had ever placed a big block engine in a mid-sized car platform. With a heritage like that, it's no wonder Pontiac restorers are fanatics about the quality of restoration parts for their cars. Top Pontiac show judges and restorers will often insist on Trim Parts' products by name, as they know our quality is unmatched by anyone else.



### INDEX

- Hood / Grille Emblems..... 92
- Exterior Trim ..... 92
- Wheel Cover & Spinner Emblems ..... 93
- Tailgate Trim ..... 93
- Exterior Door Handles ..... 93
- Parking Light Lenses..... 94
- Tail Light & Back Up Light Lenses ..... 94
- License Lamp Lenses..... 94
- Interior Lenses & Bezels..... 94
- Miscellaneous Interior ..... 95
- Sill Plates ..... 95
- Window Trim..... 95

### HOOD / GRILLE EMBLEMS



- 8041 1965 GTO Front Emblem with Fasteners
- 8090 1966-1967 GTO Front Emblem with Fasteners
- 8160 1968 GTO Front Emblem with Fasteners

### EXTERIOR TRIM



- 2147 1961-64 B-Body Convertible Top Latch with Fasteners, Passenger Side
- 2148 1961-64 B-Body Convertible Top Latch with Fasteners, Drivers Side




- 2147A 1961-1964 B-Body Convertible Top Latch Bushings, Right and Left



- 4579 1969-72 GTO, Le Mans, Tempest and Gran Prix Roof Rail Window Guides, 2/4-Door Hardtop



- Used in Trunk for Fender & Rear Emblems.
- 8590 Plastic Hexnut Fastener with Metal Self-Threading Insert, Package of 10



The only GM Licensed grille that's made in the USA.

- 4510 1968-72 Pontiac GTO & Gran Prix Cowl Grille, Non-Air (3 Piece Set)
- 4511 1968-72 Pontiac GTO & Gran Prix Cowl Grille, with-Air (3-pc Set) For cars with vacuum actuator on the right hand side

### INDIVIDUAL NUMBERS

Show off the size of your engine. Combine individual numbers to identify other engine sizes such as "327", "355", "383" and more! Numbers are made of top-quality die-cast metal, chrome plated, and recess painted in black, white or red. Each number is approximately 1-3/8" long by 5/8" tall. Attaches with the strongest double sided tape available in the automotive industry.



Number	Black	White	Red
"0"	5185C	5186C	5188C
"2"	5185D	5186D	5188D
"3"	5185E	5186E	5188E
"4"	5185A	5186A	5188A
"5"	5185B	5186B	5188B
"6"	5185F	5186F	5188F
"7"	5185G	5186G	5188G
"8"	5185J	5186J	5188J
"9"	5185H	5186H	5188H

## WHEEL COVER AND SPINNER EMBLEMS

Our research shows the 1967-69 wheel covers to have a black background, the 1970 to be a transitional year with either a black or red background and 1971-72 have a red background.



- 8191 1967-70-Early Rally II GTO Wheel Emblem, Black
- 8190 1970-Late-72 Rally II GTO Wheel Emblem, Red



- 8200 2-7/16" Dia Wheel Cover Emblem, Black Background
- 8201 2-7/16" Dia Wheel Cover Emblem, Red Background



- 8202 2-3/4" Dia Wheel Cover Emblem, Black Background
- 8203 2-3/4" Dia Wheel Cover Emblem, Red Background




- 8204 2-7/16" Dia Wheel Cover Emblem, Power Disc Brakes, Black Background
- 8205 2-7/16" Dia Wheel Cover Emblem, Power Disc Brakes, Red Background

## 1955-57 PONTIAC SAFARI WAGON TAILGATE TRIM

Show off the unique tailgate on your 1955-57 Safari Wagon with these beautiful and correct reproduction chrome strips from the detail experts at Trim Parts. The 11-step plating process used on these strips assures you that they will keep looking beautiful much longer than used or NOS units.

**NOTE:** Trim Parts' center trim bar is the more desired 2nd design, not the "Knuckle Buster" 1st design.

OFFICIALLY LICENSED BY



1398

**SAVE WHEN BUYING THE KIT!**

- 1398 1955-1957 Safari Wagon Trim (8 piece) Includes: Handle, Center Trim & Side Trim (6 per car)
- 1395 1955-1957 Safari Wagon Tailgate Center Trim
- 1396 1955-1957 Safari Wagon Tailgate Side Trim (6 per car)
- 1397 1955-1957 Safari Wagon Tailgate Handle



## EXTERIOR DOOR HANDLES

Trim Parts door handles come completely assembled and include the correct length push rods, paint gaskets and mounting hardware. Everything you need to install them.



- 1200 1955-57 Hardtop & Convertible 2-Dr Handle Assembly
- 2072 1958 Chieftain & 1958 Catalina 2-Door Sedan and 4-Door Front & Rear; and 1958 Safari 4-Door Front & Rear
- 4157 1960 Full Size Pontiac Rear and 1963-66 2 & 4-Door Full Size Front & Rear
- 4783 1960-62 Full Size Pontiac 2 & 4-Door, Front & 1961-62 4-Door, Rear
- 2902 1964-65 Pontiac GTO, Le Mans and Tempest, Front
- 4155 1965 Catalina, 1966-67 GTO, Tempest and Le Mans, 2-Door, Front
- 8375 1968-72 GTO, Le Mans & Tempest
- 8380 1968 Bonneville Convertible Outside Door Handle



- 1201A 1955-57 Outside Door Handle Push Button Kit, Includes: Guides, Retainers and Springs
- 5255 1964-72 Pontiac GTO, Le Mans and Tempest, Outside Door Handle Push Button Kit, Includes: 2 Push Buttons with Rods, 2 Springs, 2 "O" Rings and 2 Retainers.

## UNDER HOOD COMPONENTS

- 1018 1957-67 Carburetor Linkage Bushing (10 piece)
- 1018A 1957-67 Carb Linkage Bushing



1397



1395



## TAIL LIGHT & BACK UP LIGHT LENSES



A8100 1959 Catalina Tail Light Lens



A8026

A8025

A8026 1960 Catalina, Ventura & Bonneville Wagon Tail Light Lens  
A8025 1960 Bonneville & Star Chief (Exc. Wagon) Tail Light Lens



A8110 1960 Back Up Lens, All Cars



A8120 1961 Catalina & Ventura Tail Light Lens



A8125 1961-62 Tempest Tail Light Lens



A8130 1962 Catalina Tail Light Lens



A8140 1963 Catalina, Star Chief, Bonneville Tail Light Lens



A8160 1964 Star Catalina & Chief Tail Light Lens



8524 1968 Firebird, Catalina, Executive and Bonneville Rear Lamp Lens Assembly Set, Includes: 2 Lenses, 2 Bezels and 2 Gaskets  
8523 1968 Rear Quarter Lamp, Bezels Only  
A8522 1968 Rear Quarter Lamp, Lenses Only

## PARKING LIGHT LENSES



A8090 1958 Parking Light Lens, All Cars



A8023 1960 Full Size Pontiac Parking Light Lens

## LICENSE LAMP LENSES



ORIGINAL  
GM TOOLING

A8010 1957 (Exc Wagon) License Lamp Lens, 2 Pair Required



A2185 1962-64 Ventura, Catalina, Bonneville and Grand Prix License Light Lens  
A2185G 1962-64 Ventura, Catalina, Bonneville and Grand Prix License Light Lens Gasket

## INSTRUMENT LENSES



8250

8252

8250 1964-67 GTO Clock Lens with Rally Clock  
8252 1965-67 GTO Temperature Gauge Lens



8254

8256

8254 1968-72 GTO, Le Mans & Gran Prix Tachometer Lens  
8256 1968-72 GTO, Le Mans & Grand Prix Clock Lens

## DOME LIGHT ASSEMBLIES



4552 1968 Pontiac GTO Dome Light Assembly, Includes: Base, Lens, Bulb Clips, Wire Leads  
4550 1968 Pontiac GTO Base Only, No Clips or Leads  
4551 1968 Pontiac GTO Dome Light Lens Only

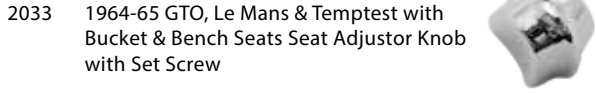
## INTERIOR COMPONENTS



- 9579 Pontiac Temperature Control Knobs, Chrome
- 9579A Pontiac Temperature Control Knobs, Black



- 2073 1964-67 Bonneville & Gran Prix Inside Door Handles with Fasteners



- 2033 1964-65 GTO, Le Mans & Temptest with Bucket & Bench Seats Seat Adjustor Knob with Set Screw



- 5195 1963 Tempest Convertible Door Alignment Wedges, Includes: Pass & Drivers Wedges & Die Cast Piece, (4) Shims & (8) Screws



- 4578 1965 Le Mans & 1965-66 GTO Convertible Door Alignment Wedges, Includes: Shims and Screws



- 4350 1966-67 GTO Sport Coupe Vent Wing Handle

## 1959-67 A & B-BODY SILL PLATES

Trim Parts sill plates are the best on the market. We take pride in the quality that we put into every sill plate we manufacture. The "Body by Fisher" tag is hand riveted to each sill plate.



OFFICIALLY LICENSED BY 



- 2074 1959-60 2-Door B-Body Sill Plates with Fasteners



- 2149 1961-64 2-Door B-Body Sill Plates with Fasteners



- 4150 1964-67 GTO A-Body Sill Plates with Fasteners



- 4152 1968-72 GTO A-Body Sill Plates with Fasteners

## INTERIOR COMPONENTS



- 5149 1967-68 Pontiac Cancel Cam with Tilt Wheel




- 4175 1964-65 Pontiac GTO Hardtop Windlace End Caps
- 4176 1964-65 Pontiac GTO Convertible Windlace End Caps

## INTERIOR REAR WINDOW & WINDSHIELD TRIM

Trim Part's window trim is pre-bent and ready to install on your car. Window trim is available in black only, but is paintable to match your car's interior. Our window trim will not deteriorate from exposure to the sun's UV rays. It's easy to install as it snaps right into place, no fasteners required.

OFFICIALLY LICENSED BY



### 1964-65 GTO 2-DOOR HARDTOP & SEDAN

- 8075 Interior Rear Window Trim (7 Piece)
- 8076 Upper & Side Pieces Only (3 Piece)
- 4174 Upper Rear Window Corners
- 8077 Lower Rear Window Corners
- 4170 Interior Upper Windshield Trim
- 8073 Rear Package Tray End Trim



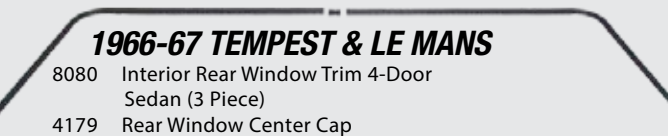
### 1966-67 GTO, LE MANS & TEMPEST 2-DOOR HARDTOP & SEDAN

- 4341 Rear Window Trim, (3 Piece)
- 4343 Rear Window Center Cap
- 4170 Interior Upper Windshield Trim



### 1965-66 FULL SIZE PONTIAC

- 2497 Interior Rear Window Trim Black, (3 Piece)
- 4343 Rear Window Center Cap
- 4170 Interior Upper Windshield Trim



### 1966-67 TEMPEST & LE MANS

- 8080 Interior Rear Window Trim 4-Door Sedan (3 Piece)
- 4179 Rear Window Center Cap

# BUICK & OLDSMOBILE

With Buick founded in 1899 and Oldsmobile founded in 1897, these lineups are known for being two of the oldest brands in American automotive history. Both GM brands are luxury at it's finest. Trim Parts manufactures interior and exterior parts for your Buick and Oldsmobile.



## INTERIOR COMPONENTS



- 2147 1961-64 B-Body Convertible Top Latch with Fasteners, Passenger Side
- 2148 1961-64 B-Body Convertible Top Latch with Fasteners, Drivers Side



- 2147A 1961-1964 B-Body Convertible Top Latch Bushings, Right and Left

## INDIVIDUAL NUMBERS

Show off the size of your engine. Combine individual numbers to identify other engine sizes such as "327", "355", "383" and more! Numbers are made of top-quality die-cast metal, chrome plated, and recess painted in black, white or red. Each number is approximately 1-3/8" long by 5/8" tall. Attaches with the strongest double sided tape available in the automotive industry.



Number	Black	White	Red
"0"	5185C	5186C	5188C
"2"	5185D	5186D	5188D
"3"	5185E	5186E	5188E
"4"	5185A	5186A	5188A
"5"	5185B	5186B	5188B
"6"	5185F	5186F	5188F
"7"	5185G	5186G	5188G
"8"	5185J	5186J	5188J
"9"	5185H	5186H	5188H


## EXTERIOR DOOR HANDLES

Trim Parts door handles come completely assembled and include the correct length push rods, paint gaskets, and mounting hardware. Everything you need to install them.




- 7620 1963-65 Buick Riviera
- 4782 1970-72 Buick Skylark
- 2225 1961-62 Olds 88 & 98 2Door
- 7600 1964-65 Olds Cutlass & 442 2Door
- 2226 1966-67 Olds Cutlass & 442 2Door
- 7610 1968-72 Olds Cutlass & 442 2Door

## MARKER LIGHT ASSEMBLIES



- A3070 All 1968 Buick, A, B, C, D & E-Body Olds Cutlass & 442, Front Marker Assembly Clear, Original for 1968 Model
- A3070G Gasket for Above Lens
- A3071 All 1968 Buick A, B, C, D & E-Body Front Marker Assembly, Amber (Not Original)
- A3070G Gasket for Above Lens



- A3072 1969 Buick Skylark Rear Side Assembly, Red
- A3070G 1969 Buick Skylark Rear Side Lens Gasket
- A7650 1986-88 Riviera Rear Side Marker Light Assembly

## LICENSE LAMP LENSES



- A2185 1961-64 Buick & Oldsmobile License Light Lens
- A2185G 1961-64 Buick & Oldsmobile License Lens Gasket

## UNDER HOOD COMPONENTS



- 1018 1955-67 Carburetor Linkage Bushings (10 piece)
- 1018A 1955-67 Carburetor Linkage Bushing (each)
- 5145 1961-62 Master Cylinder Plastic Cap



## INTERIOR COMPONENTS

Correctly made, as original with a highly polished chrome finish. Not a dull, brushed finish.



- 2073 1961-1967 Buick (with Deluxe Interior), 1963 Buick Skylark, 1963-1967 Oldsmobile 442, 1964-1967 2 & 4 Door 88, 1967 Delmont 88, 1965-1966 Delta 88, 1965-1967 2 & 4 Door 98, 1967 Starfire, 1964-1965 Super and 1966 Toronado Inside Door Handles with Fasteners



- 5195 1963 & 1966 Buick Skylark Convertible Door Alignment Wedges, Includes: Pass & Drivers Wedges & Die Cast Piece, (4) Shims and (8) Screws



- 4578 1966-67 Olds 442 & 1965 Buick Special & 66 Skylark Convertible Door Alignment Wedges, Includes: Shims & Screws



- 4579 1969-72 Olds Cutlass / 442 & Buick Special Roof Rail Window Guides, 2/4-Door Hardtop

## DOMELIGHT ASSEMBLIES

2194A



- 2194A 1962-66 Interior Dome Lamp Assembly, Includes: Bezel, Lens, Socket, Bulb

- 2194AP 1962-66 Interior Dome Lamp Assemblies, Pair

- 2193 1963-64 Buick Riviera, 1959-68 Cadillac (except 61), 1962-67 Olds Cutlass, 1966-68 Delta 88 Coupe & Sedan Lens Only

- 2194 1962-67 Olds Cutlass, 1966-68 Delta 88 Coupe and Sedan Bezel Only

- 4552 1968-70 Oldsmobile Cutlass Dome Light Assembly, Includes: Base, Lens, Bulb Clips, Wire Leads

- 4550 1968-70 Oldsmobile Cutlass Dome Light Base Only, (Does Not Include Bulb Clips and Wire Leads)

- 4551 1968-70 Oldsmobile Cutlass Dome Light Lens Only



4552

## HORN BUTTON ASSEMBLIES

7630



1970 has chrome highlights, 1971-76 has silver highlights.

- 7630 1970 Olds Cutlass Sport Wheel Horn Button Emblem


- 7640 1971-76 Olds Cutlass Sport Wheel Horn Button Emblem

- 7635 1970-76 Buick Horn Button Emblem



7635

## INTERIOR REAR WINDOW & WINDSHIELD TRIM



### 1964-65 Oldsmobile Cutlass, 442 & F-85 4-Door Sedan

- 4177 Rear Window Trim, (3 Piece Set)

- 4179 Rear Window Center Cap

- 4170 Interior Upper Windshield Trim

### 1964-65 Oldsmobile Cutlass, 442 & F-85 2-Door Hardtop

- 7210 Rear Window Trim, (7 Piece Set)

- 7211 Rear Window Trim, (3 Piece Set)

- 4174 Upper Rear Window Corners

- 4173 Lower Rear Window Corners

- 4170 Interior Upper Windshield Trim

### 1965 Buick Skylark 2-Door Hardtop

- 7200 Window Trim, (3 Piece Set)

### 1966-67 Oldsmobile Cutlass, 442 & F-85 2-Door Hardtop

- 4341 Rear Window Trim, (3 Piece Set)

- 4343 Rear Window Center Cap

- 4170 Interior Upper Windshield Trim

### 1966-67 Oldsmobile Cutlass, 442 & F-85 2 & 4-Door Sedan

- 4344 Rear Window Trim, (3 Piece Set)

- 4179 Rear Window Center Cap

- 4170 Interior Upper Windshield Trim

## 1959-67 A & B-BODY SILL PLATES

Trim Parts sill plates are the best on the market. We take pride in the quality put into every sill plate we manufacture.

The "Body by Fisher" tag is hand riveted to each sill plate.



OFFICIALLY LICENSED BY



- 2074 1959-60 2-Door B-Body Sill Plates with Fasteners



- 2149 1961-64 2-Door B-Body Sill Plates with Fasteners



- 4150 1964-67 A-Body Sill Plates with Fasteners



- 4152 1968-72 A-Body Sill Plates with Fasteners

**NEW!**

# CADILLAC

The Cadillac is among the oldest automotive brands in the world and was acquired by General Motors in 1909. It became their prestige division, devoted to the production of large luxury vehicles. Trim Parts manufactures interior and exterior parts for your Cadillac.



## INDIVIDUAL NUMBERS

Show off the size of your engine. Combine individual numbers to identify other engine sizes such as "327", "355", "383" and more! Numbers are made of top-quality die-cast metal, chrome plated, and recess painted in black, white or red. Each number is approximately 1-3/8" long by 5/8" tall. Attaches with the strongest double sided tape available in the automotive industry.



Number	Black	White	Red
"0"	5185C	5186C	5188C
"2"	5185D	5186D	5188D
"3"	5185E	5186E	5188E
"4"	5185A	5186A	5188A
"5"	5185B	5186B	5188B
"6"	5185F	5186F	5188F
"7"	5185G	5186G	5188G
"8"	5185J	5186J	5188J
"9"	5185H	5186H	5188H

## INTERIOR COMPONENTS



- 2147 1961-64 Cadillac Convertible Top Latch with Fasteners, Passenger Side
- 2148 1961-64 Cadillac Convertible Top Latch with Fasteners, Drivers Side



- 2147A 1961-1964 Cadillac Convertible Top Latch Bushings, Right and Left

## REAR QUARTER EMBLEMS & SCRIPTS



- 7100 1965-70 Cadillac Convertible Rear Quarter Emblem with Fasteners

## INTERIOR LENSES & BEZELS



- 2193 1959-68 (Except 1961) Cadillac Interior Rear Quarter Lamp Lens

## UNDER HOOD COMPONENTS



- 5145 1961-62 Master Cylinder Plastic Cap

## 1959-60 CADILLAC SILL PLATES WITH CADILLAC CREST

Our sill plates are the best on the market. We take pride in the quality that we put into every sill plate we manufacture. The embossed center of each plate is correct, they are exactly like the originals were made.



- 7000 1959-1960 Cadillac Sill Plates with Fasteners

OFFICIALLY LICENSED BY



# MOPAR

## CHRYSLER, DODGE, PLYMOUTH



Trim Parts manufactures Mopar-licensed, premium quality emblems, lenses, door handles, window trim and other trim items for Mopar collector vehicles. Our products are made by skilled technicians who have a deep appreciation and understanding for vintage cars and car collectors.



### INDEX

- Hood / Grille Emblems
- Front Fender Emblems & Trim
- Side Scoop Emblems
- Trunk Emblems
- Exterior Door Handles
- License Lamp Lenses
- Parking Light Lenses
- Back Up Light Lenses
- Marker Light Assemblies
- Miscellaneous Interior
- Sill Plates
- Window Trim

### FRONT FENDER EMBLEMS & TRIM



MP3160 1963 Plymouth Front Fender & Deck Lid, 1964 Rear Deck Lid, 1965 Front Fender, and 1966 Trunk Lid "Sport Fury" Emblem



MP6060 1970 Challenger Front Fender Emblem


### HOOD / GRILLE EMBLEMS

#### PLYMOUTH

MP3175 1963 Plymouth Hood Letter Set with Fasteners, Fits: Belvedere (Hood, Deck Lid/Tailgate), Savoy (Hood and 1964 Deck Lid/Tailgate), Fury & Sport Fury

#### PLYMOUTH

MP3180 1965 Plymouth Hood & Trunk Letter Set with Fasteners, Fits: Belvedere (I & II) & Satellite



MP6030 1967 Barracuda Fish Hood/Trunk Emblem (Also fits 68 Barracuda Hood)



MP6045 1970-71 Challenger Grille Emblem "R/T"



MP2101 1968 Roadrunner/GTX 383 Aluminum Hood Inserts  
MP2100 1968 Roadrunner/GTX 440 Aluminum Hood Inserts



MP5800 68-69 Coronet R/T Hood Bulge Inserts, Bright Chrome  
MP5801 68-69 Coronet R/T Hood Bulge Inserts, Satin Chrome

### SIDE SCOOP EMBLEMS



MP6050 1970 Charger Side Scoop "R/T" Emblem with Mounting Studs and Fasteners  
MP6055 1970 Charger Side Scoop "R/T" Emblem with Studs Removed and Double Sided Automotive Tape Applied

### TRUNK EMBLEMS



MP3190 1965 Dodge 2/4-Door "DODGE" Trunk Letters with Fasteners

## EXTERIOR DOOR HANDLES

Trim Parts door handles come completely assembled and include everything you need to install them on your car.



OFFICIALLY  
LICENSED BY  
 **AUTHENTIC  
RESTORATION  
PRODUCT**

- MP5200 1962-65 Mopar B-Body Door Handle Assembly with Fasteners
- MP5201 1962-65 Mopar B-Body Push Button Kit Only Includes Button, Rod and "O" Ring
- MP5202 1962-65 Mopar B-Body Gasket Kit Only (4-Piece)



- MP5205 1963-66 Mopar A-Body Door Handle Assembly with Fasteners



- MP5210 1966-67 Mopar B-Body Door Handle Assembly with Chrome Button and with Fasteners
- MP5212 1966-67 Mopar B-Body Push Button Kit Only Includes Button, Rod and "O" Ring
- MP5214 1966-67 Mopar B-Body Gasket Kit Only (4-Piece)



- MP5211 1966-1967 Mopar B-Body Door Handle Assembly with Black Button and with Fasteners
- MP5213 1966-1967 Mopar B-Body Push Button Kit Only Includes Button, Rod and "O" Ring
- MP5214 1966-67 Mopar B-Body Gasket Kit Only (4-Piece)

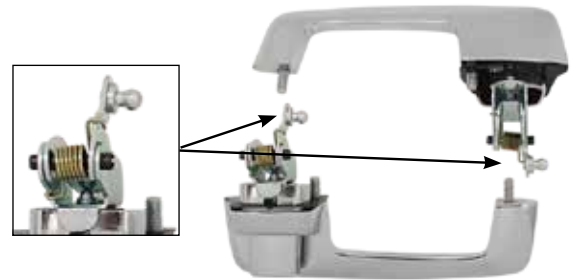
## EXTERIOR DOOR HANDLES



- MP5225 1967.5-71 Dodge Pickup Truck Door Handles with Fasteners




- MP5230 1967-70 Mopar A-Body & 1968-70 Mopar B-Body Door Handle Assembly with Fasteners - Fits: 1968-70 Coronet, Charger, Belvedere Satellite, GTX, Road Runner, 1967-70 Dart & Valiant, 1967-69 Barracuda & 1970 Duster



Left hand mechanism has clip/spring & ball assembled outward.

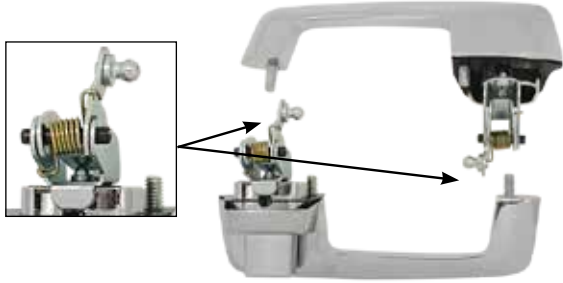
- MP5231 1968-70 Mopar B-Body Door Handle Assembly with Fasteners, Fits 1968-70 Coronet, Charger, Belvedere, Satellite, GTX & Road Runner



Right/left hand mechanism has clip/spring & ball assembled outward.

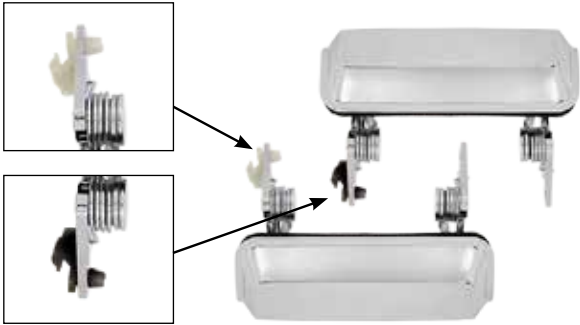
- MP5233 1968-70 Mopar B-Body Door Handle Assembly with Chrome Button & with Fasteners, Fits 1968-70 Coronet, Charger, Belvedere, Satellite, GTX & Road Runner
- MP5233B 1968-70 Mopar B-Body Door Handle Assembly with Black Button & with Fasteners, Fits 1968-70 Coronet, Charger, Belvedere, Satellite, GTX & Road Runner

## EXTERIOR DOOR HANDLES



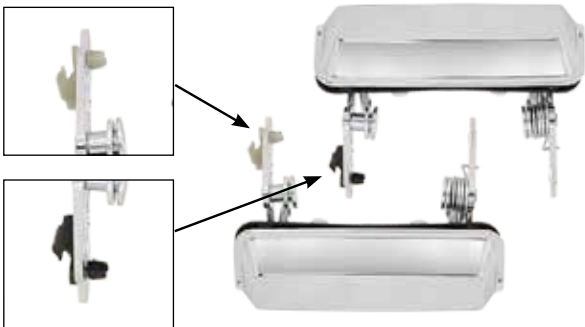
Right/left hand mechanism has clip/spring & ball assembled outward.

MP5234 1968-70 Mopar B-Body Door Handle Assembly with Fasteners, Fits: 1968-70 Coronet, Charger, Belvedere, Satellite, GTX & Road Runner



White clip on right hand and black clip on left hand.

MP5240 1971-72 Mopar B-Body Door Handle Assembly with Fasteners, Fits: Sattelite, GTX, Road Runner, Coronet, Charger, Super Bee



White clip on right hand and black clip on left hand.

MP5245 1973-74 Mopar B-Body Door Handle Assembly with Fasteners, Fits: Sattelite, Road Runner, Coronet, Charger

## LICENSE LAMP LENSES

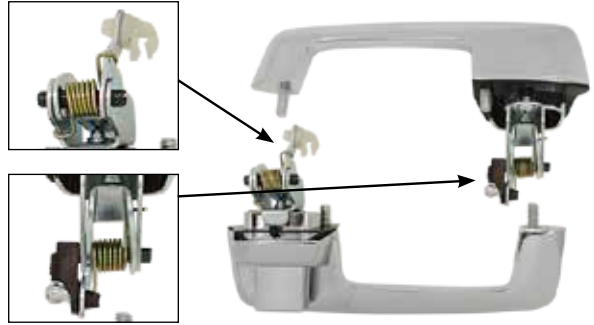


MP5010 1961 Dodge/Plymouth License Lamp Lens w/Gasket



MP5011 1963-65 Dodge License Lamp Lens with Gasket

## EXTERIOR DOOR HANDLES



Right/left hand uses special mechanisms that each have the correct color white and black clips.

MP5235 1971-76 Mopar A-Body Door Handle Assembly with Fasteners, Fits: 1971-76 Dart, Duster, Scamp, Valiant, 1971-72 Demon & 1972-93 Dodge Pickup Truck.

## "WHEN QUALITY COUNTS"

*We rely on these words to keep our customers happy*

Trim Parts manufactures Mopar-licensed parts for Dodge, Chrysler and Plymouth applications. We believe restoration parts should meet or exceed the quality of the originals. Our products are made from correct materials, paint colors, and have an exact fit. When you want quality, demand Trim Parts!

**ALL MOPAR PARTS WE MANUFACTURE ARE LICENSED UNDER**



**PARKING LIGHT LENSES**



MP5025 1963 Plymouth Parking Light Lens



MP5026 1964 Plymouth Savoy, Belvedere, Fury and Sport Parking Light Lens with Gaskets



MP5027 1964 Chrysler 300, New Yorker and Newport Parking Light Lens with Gaskets



MP4100 1966 Plymouth Belvedere & Satellite Parking Light Lens Assembly with Bulb Shield and Gasket

**MARKER LIGHT ASSEMBLIES**

1968 Front Side Marker Lights Fit: Valiant, Barracuda, Belvedere, Satellite, GTX, Fury (II & III), Coronet, Super Bee, Road Runner, Polara and Monaco.



MP4150 1968 Front Side Marker Light Assembly, Flat with Amber Insert

MP4151 1968 Front Side Marker Light Assembly, Curved with Amber Insert (Also Fits Dart & Charger)

1968 Rear Side Marker Lights Fit: Valiant, Barracuda, Belvedere, Satellite, GTX, Fury (II & III), Road Runner, Polara and Monaco.



MP4160 1968 Rear Side Marker Light Assembly, Flat with Red Insert

MP4161 1968 Rear Side Marker Light Assembly, Curved with Red Insert, (Also Fits Dart, Coronet (Except Wagon), Charger & Super Bee)

**BACK UP LIGHT LENSES**



MP5030 1963-65 Plymouth B-Body Back Up Light Lens



MP4125 1966-67 Charger & 69 Coronet Back Up Light Lens

**INTERIOR COMPONENTS**



MP5550 1968-69 GTX, Road Runner & Satellite Radio Bezel



MP5570 1970 Charger, GTX, Coronet, Road Runner and Satellite with Rally Dash Radio Bezel



MP5610

MP5610 1968-69 Red Charger Door Pad Emblem



MP5611

MP5611 1970 Black & Red Charger Door Pad Emblem



MP6010 1968 Plymouth "Road Runner" Dash, Door Panel, Front Fender & Trunk Emblem

MP5580



MP5580 1970-71 E-Body Sunvisor Bracket Cover, Black Only



MP3150

MP3150 1963-71 A, B, C & E-Body Convertible Door Alignment Wedges, Includes: 2 Wedges and 4 Screws

## MOPAR INTERIOR REAR WINDOW TRIM

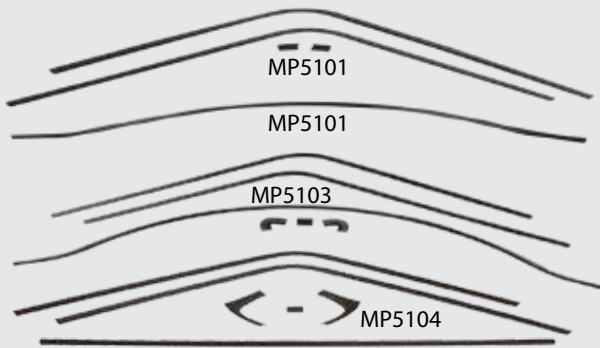
Trim Parts window trim is pre-bent and ready to install on your car. Window trim is available in black only, but is paintable to match your car's interior. Our window trim will not deteriorate from exposure to the sun's UV rays. It's easy to install as it snaps right into place, no fasteners required. Can withstand temperatures up to 220 degrees (F). Made from polyolefins, so it's paintable. Sun and heat will not distort in any way superior quality, exact fit.

OFFICIALLY LICENSED



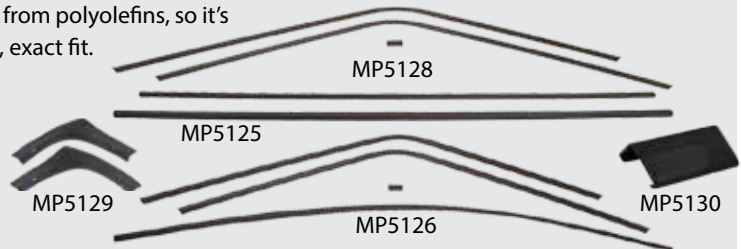
### 1964-65 Mopar B-Body Hardtop and 2/4-Door Sedan

- MP5050 Interior Rear Window Trim (3 Piece)
- MP5130 Mopar Window Trim Center Cap



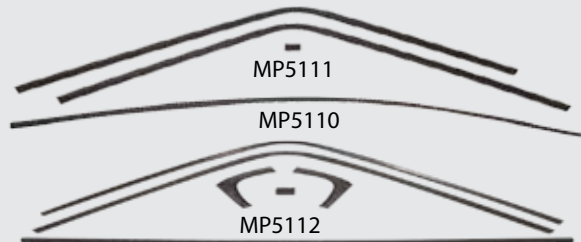
### 1968-70 Dodge Coronet R/T & 440

- MP5101 Interior Rear Window Trim (5 Piece) Includes Lower Corner
- MP5100 3 Piece Set Only (Does NOT Include Lower Corners or Lower Section)
- MP5102 Lower Rear Window Corners
- MP5103 Lower Rear Window Section
- MP5104 Coronet Interior Rear Window Trim 6 Piece Set
- MP5130 Mopar Window Trim Center Cap



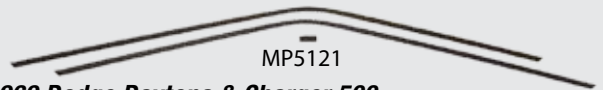
### 1968-70 Dodge Charger

- MP5128 Interior Rear Window Trim (6 Piece)
- MP5125 4-Piece Set (Does NOT Include Lower Corners)
- MP5129 Lower Rear Window Corners
- MP5126 Lower Rear Window Section
- MP5130 Mopar Window Trim Center Cap



### 1968-70 Plymouth Road Runner, Satellite & GTX

- MP5111 Interior Rear Window Trim (4 Pc) with Lower
- MP5110 3-Piece Set Only, Does NOT Include Lower Piece
- MP5112 Lower Rear Window Section
- MP5130 Mopar Window Trim Center Cap



### 1969 Dodge Daytona & Charger 500

- MP5121 Interior Rear Window Trim (6 Piece)
- MP5120 3-Piece Set Only (Does NOT Include Lower Corners or Lower Section.)
- MP5130 Mopar Window Trim Center Cap

## MOPAR A, B & E-BODY SILL PLATES

OFFICIALLY LICENSED



Our sill plates are the best on the market. We take pride in the quality that we put into every sill plate we manufacture. Finish your project off right with Trim Parts' Mopar-licensed sill plates!



- MP4000 1967-76 Mopar A-Body Dart, Demon, Valiant, Barracuda, Duster and Scamp Sill Plates



- MP5600 1970-74 Mopar E-Body Barracuda and Challenger Sill Plates



- MP5625 1971-74 B-Body Coronet, Charger, Satellite, GTX, Road Runner, Regent & Sebring Sill Plates



- Seats • Door Panels • Sunvisors
- Headliners • Package Trays
- Windowfelts • Arm Rests
- Trunk Dividers • Headrests

- MANUFACTURED TO OE SPECIFICATIONS WITH CORRECT GRAINS, COLORS & PATTERNS
- OVER 40 YEARS OF MANUFACTURING THE HIGHEST QUALITY RESTORATION INTERIORS
- PUI INTERIORS IS THE FIRST CHOICE OF TOP BUILDERS AND RESTORATION SHOPS
- THE PREMIERE MANUFACTURER OF INTERIORS - DOWN TO THE STITCH

**AVAILABLE AT ALL MAJOR RESTORATION RETAILERS, ASK FOR US BY NAME**

**THE FINEST IN  
ORIGINAL STYLE  
INTERIORS**







*The #1 Name in MOPAR for Spoilers, Hood Scoops & Cables*



**CLASSIC MOPAR FRONT SPOILERS**



**HOOD SCOOPS**



**VENT CABLES**



**CLASSIC MOPAR REAR SPOILERS**

- **MANUFACTURED TO ORIGINAL SPECIFICATIONS AND AVAILABLE WITH AUTHENTIC MARKINGS**
- **SPOILERS OFFERED WITH ORIGINAL STYLE ORGANOSOL PAINT IF DESIRED**



First Place Auto Parts offers the finest reproduction Spoilers for classic Mopar muscle cars. They also offer Hood Pins, Hood Scoops and Bezels for Mopar. Their Mopar Heater and Vent Cables and Weatherstripping are exact reproductions of the factory originals. All licensed Mopar Spoilers include original style fasteners.

THE  
**RIGHT**  
*Stuff*

# AMERICA'S BRAKES & MORE SUPERSTORE

BRAKE COMPONENTS • PRE-BENT LINES • CHASSIS & SUSPENSION • FUEL



FRONT • REAR • UPGRADES • 4-WHEEL

## DISC BRAKE CONVERSION KITS

### Brake System Components

Right Stuff offers a full line of brake system components, including calipers, wheel cylinders, brake spring kits, backing plates, brake hoses, hose brackets, brake lines, OE style and adjustable proportioning valves, fittings, brackets, drop spindles, (cross-drilled and slotted) brake rotors, pads, drums and shoes vacuum pumps and more!



### Suspension Components & Kits

Kits are available with OE standard rubber or polyurethane. Upper and lower ball joints, inner and outer tie rods, control arm bushings, sway bar bushings, idler arms, steering arms, pitman arms, sway bar links and more are available separately.



### Master Cylinders and Brake Boosters




Power and manual master cylinders, brake boosters and proportioning valves are available in standard finish or chrome finish for a variety of applications. Delco and Slimline models available.

### Brake, Fuel and Transmission Pre-Bent Lines

Right Stuff has the largest selection of pre-bent brake, fuel, transmission and power steering lines available anywhere! We even have industrial and commercial lines, and because we bend our own lines, we can custom bend any line that you need. All pre-bent lines are available in OE steel and stainless steel.

### Fuel Tanks & Sending Units

Galvanized fuel tanks are designed after the originals. Stainless steel sending units include gaskets, floats and snap rings. Also available are vapor return lines, fuel lines and fuel line clips.



### Emergency Brake Cables



E-brake cable kits, front brake cables, intermediate brake cables, rear brake cables & E-brake hardware are available.



THE INDUSTRIES  
BEST QUALITY  
RUBBER MATERIALS  
FOR A LIFETIME  
SATISFACTION  
GUARANTEE



COMPLETE KITS



PAINT GASKET KITS




GASKETS & MORE



SEALS



BUMPERS



FELTS



All SoffSeal products for GM applications are licensed by GM Restoration Parts

- **LIFETIME SATISFACTION GUARANTEE**
- **THE ONLY GM LICENSED MANUFACTURER OF REPRODUCTION WEATHERSTRIPPING**
- **ENGINEERED FROM ORIGINAL DESIGNS FOR PRECISE FIT, FUNCTION & EASY INSTALLATION**
- **AVAILABLE AS INDIVIDUAL COMPONENTS OR AS COMPLETE KITS FOR YOUR APPLICATION!**
- **HUNDREDS OF APPLICATIONS AVAILABLE FOR MUSCLE CARS, TRUCKS & HOT RODS**

# WE RELY ON THREE WORDS TO KEEP OUR CUSTOMERS HAPPY: "WHEN QUALITY COUNTS!"

Trim Parts Inc. is a proud company, steeped in the tradition of skilled craftsmanship, superior materials, and meticulous quality inspection of every part we make. You would be amazed at the beautiful quality of parts you would find in our scrap bin! Our quality control inspectors scrutinize every part under magnification, looking for even the tiniest flaws. They reject parts which would otherwise pass straight through to customers of other companies.

Why do we do it? Because we want to make a part we would be proud to showcase on our own cars. Go ahead, take a close look at our products. Examine the back side too. Notice how the plating is sharp and shiny, even in the tightest nooks and corners. This is due to our micro polishing process, which most manufacturers avoid to save costs. See how paint lines are crisp and accurate. Note how all locating pins are in exactly the right spot. Check out the factory-correct markings on every part, such as "guide" lettering on lenses, or the bowties on emblems.



## ALL GM PARTS WE MANUFACTURE ARE LICENSED UNDER:



*Trim Parts - When Quality Counts!*

# TRIM PARTS



Learn more about chrome trim and accessories we have.