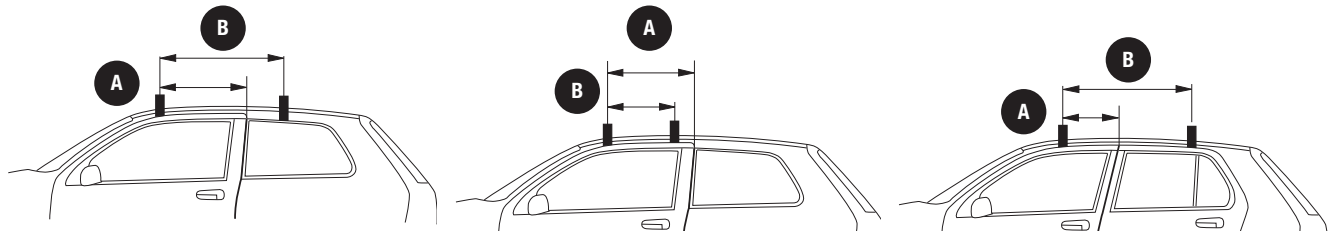
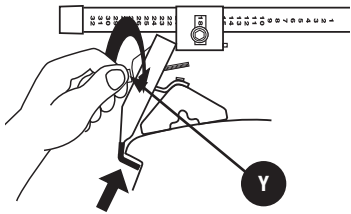


6



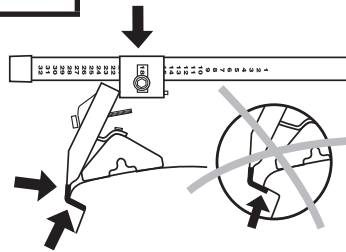
- Position the rack on your vehicle according to distance A and B indicated for your vehicle in the included fit chart..

7



- Locate clamp plate and pad as shown. Tighten bolts Y alternately.

8



- Check all fittings are secure and correctly positioned.

9

