

Spicer®
Steer Axles



**The Choice
is Clear**

**More time
on the road
vs.**

**More time
in the shop**

Dana Service and Support

For superior drivetrain solutions and technical support, you can depend on Dana. Through a unique combination of under-the-vehicle knowledge and advanced electronic tools, our experts can respond to customer sales and service requests quickly and help you make the most efficient use of your vehicles.

Find out about warranty coverage, parts and vehicle specifications, repair strategies, and more from an experienced team dedicated to keeping your business moving forward.



SPICER®
Drivetrain Products

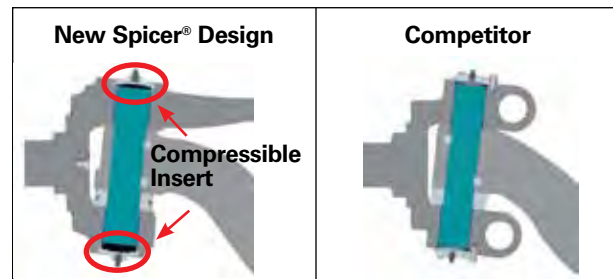
All applications must be approved by the Application Engineering Department. Specifications and/or design are subject to change without notice or obligation.

**Spicer® Medium- and Heavy-Duty
Steer Axles vs. Competitive Steer Axles**

Spicer® Steer Axles – There is no comparison.

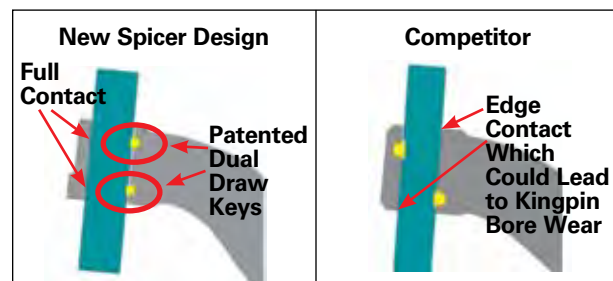
Spicer® medium- and heavy-duty steer axles host a number of patented design features to keep vehicles out of the shop and on the road.

Compressible Insert vs. Open Cavity




The Spicer steer axle design excludes contamination and retains grease far better than competitive designs. This is accomplished through a patented, compressible insert that prevents pressure and vacuum typically found in competitive steer axle kingpin joints. The result is better lubrication retention and reduced contamination of the kingpin joint for longer life and trouble-free performance.

Dual Draw Keys vs. Staggered Draw Keys




A patented dual draw key system helps to improve tire life by reducing tire wear more effectively than conventional draw key designs. The dual draw key system provides improved and more consistent alignment of the kingpin with the beam to eliminate unnecessary tire wear over the life of the vehicle.

Long-life Tie Rod Ends vs. Other Tie Rod Ends




Through patented purge valve technology, Dana's long-life tie rod end reduces contamination for greater ball joint life than conventional designs. The one-way design allows excess grease to purge, while preventing contaminant intrusion. Conventional designs include "holes" or "slots" in the boot to allow excess grease to escape, but can also permit entry of damaging contamination.

Patented "Power Rib" Beam Design vs. Other Beam Designs



Improved strength, torsional stiffness, and beam deflection are the key differentiators of Dana's "Power Rib" beam design. The patented beam design allows Dana to offer a lighter weight axle while maintaining superior strength. Greater torsional stiffness and reduced beam deflection aids in improving tire wear by maintaining better contact with the road under heavy load conditions and higher torque from hard braking.



The Right Steer Axle for Your Application.

Spicer® Steer Axles improve vehicle performance, whether it's on-highway, city delivery or bus chassis applications. The exclusive combination of larger kingpin bushings and a kingpin sealing system helps ensure long service life and reduced maintenance. In addition, the unique two-drawkey and spring washer kingpin retention system, along with a robust beam forging design, provides improved vehicle alignment capability and axle durability. A full lineup of steer axles is available in both traditional and wider tracks to improve steering under a variety of driving conditions.

Discover other performance driveline & axles on our website.