

2016 AGM TECHNOLOGY BATTERIES



POWER CELL



MARINE



POWER SPORTS



AGM RECHARGEABLE POWER CELLS


SHURIKEN[®]



RESERVE POWER CELL



MARINE+RV



POWER SPORTS



In addition to our popular Power Cell and Marine batteries, Shuriken now offers batteries for Power Sports applications. These new batteries are designed to fit all of the most popular applications based on today's BCI and JIS fitment standards. Perfect for replacing factory batteries in motorcycle, ATV, UTV, Cars, trucks and RV applications.

The Power Cells continue to be extremely resistant to excessive heat and strong vibration. With super-low ESR and closely packed pure lead plates, each power cell packs a punch. Shuriken Power Cells are designed to deliver the winning edge at SPL competitions while providing the consistent backup power needed for powerful car stereo systems, especially when parked for parties and shows.

Now, Shuriken batteries can be found powering anything from motorcycles and cabin cruisers to competition audio systems. Shuriken provides the constant voltage needed for optimum sound quality and other uses. These batteries all use absorbed glass mat (AGM) technology and are fully charged, ready to use direct from the factory. They are non-spillable and maintenance free. Because of the AGM design, they can be discharged and recharged hundreds of times with a one-year replacement warranty.

Shuriken continues to be a complete battery supplier and your one stop shop for your battery needs.

REFERENCE GUIDE

RESERVE POWER CELLS.....	4-8
MARINE BATTERIES.....	9
POWER SPORT BATTERIES	10-11
BATTERY ACCESSORIES.....	12-13
CHARGING SOLUTIONS	14-15
POWER SUPPLIES.....	16
MERCHANDISING.....	17
POWER SPORT FITMENT CHART	18-27



RESERVE POWER CELL



AGM TECHNOLOGY



DEEP CYCLE



LONG LIFE



VIBRATION RESISTANT



ALL CLIMATE



MAINTENANCE FREE



NON-SPILLABLE

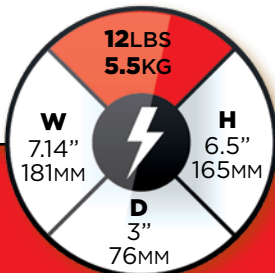


SK-BT18

- ▶ **500 WATTS**
- ▶ **18 AMP HOURS**

AGM (ABSORBED GLASS MAT) TECHNOLOGY
12V STARTING BATTERY

- + Compact size
- + Can be mounted in any position
- + Low internal resistance for better mobile electronics performance

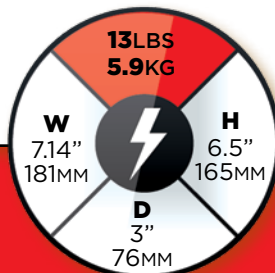


SK-BT20

- ▶ **600 WATTS**
- ▶ **20 AMP HOURS**

AGM (ABSORBED GLASS MAT) TECHNOLOGY
12V STARTING BATTERY

- + Compact size
- + Can be mounted in any position
- + Low internal resistance for better mobile electronics performance

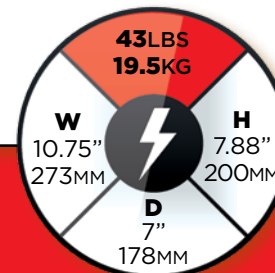


SK-BT8785DT

- ▶ **650 CRANK AMPS**
- ▶ **55 AMP HOURS**

AGM (ABSORBED GLASS MAT) TECHNOLOGY
12V STARTING BATTERY

- + Fits BCI group 34 and 78 with top and side posts
- + Will replace OE batteries in GM and others
- + Factory activated ready to use
- + Maintenance free





RESERVE POWER CELL



AGM TECHNOLOGY



DEEP CYCLE



LONG LIFE



VIBRATION RESISTANT



ALL CLIMATE



MAINTENANCE FREE



NON-SPILLABLE

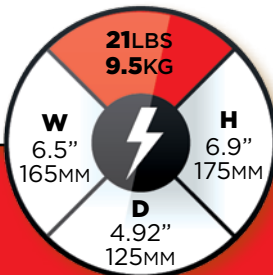


SK-BT28

- ▶ **700 WATTS**
- ▶ **28 AMP HOURS**

AGM (ABSORBED GLASS MAT) TECHNOLOGY
12V STARTING BATTERY

- + Compact size
- + Can be mounted in any position
- + Low internal resistance for better mobile electronics performance

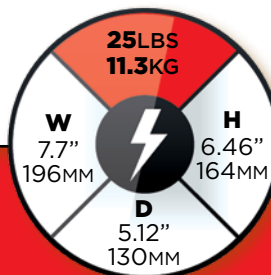


SK-BT35

- ▶ **800 WATTS**
- ▶ **35 AMP HOURS**

AGM (ABSORBED GLASS MAT) TECHNOLOGY
12V STARTING BATTERY

- + Small size
- + Can be mounted in any position
- + Low internal resistance, which provides for better mobile electronics performance

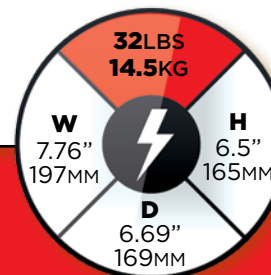


SK-BT45

- ▶ **1250 WATTS**
- ▶ **45 AMP HOURS**

AGM (ABSORBED GLASS MAT) TECHNOLOGY
12V STARTING BATTERY

- + Can be mounted in any position
- + Low internal resistance
- + Reserve power in a compact size





RESERVE POWER CELL



AGM TECHNOLOGY



DEEP CYCLE



LONG LIFE



VIBRATION RESISTANT



ALL CLIMATE



MAINTENANCE FREE



NON-SPILLABLE

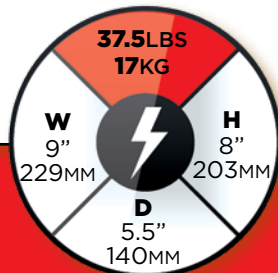


SK-BT60

- ▶ **1500 WATTS**
- ▶ **60 AMP HOURS**

AGM (ABSORBED GLASS MAT) TECHNOLOGY
12V STARTING BATTERY

- + Compact size
- + Can be mounted in any position
- + Can be discharged and re-charged 100's of times

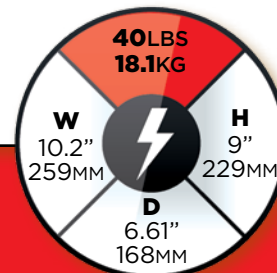


SK-BT70

- ▶ **1650 WATTS**
- ▶ **70 AMP HOURS**

AGM (ABSORBED GLASS MAT) TECHNOLOGY
12V STARTING BATTERY

- + Full size
- + Can be mounted in any position
- + Can be fully discharged and re-charged 100's of times





RESERVE POWER CELL



AGM TECHNOLOGY



DEEP CYCLE



LONG LIFE



VIBRATION RESISTANT



ALL CLIMATE



MAINTENANCE FREE



NON-SPILLABLE

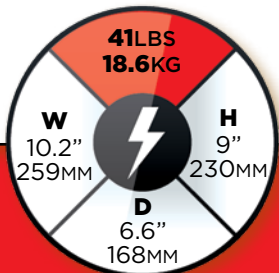


SK-BT75

- ▶ **1750 WATTS**
- ▶ **75 AMP HOURS**

AGM (ABSORBED GLASS MAT) TECHNOLOGY
12V STARTING BATTERY

- + Large size
- + Can be mounted in any position
- + Can be discharged and re-charged 100's of times

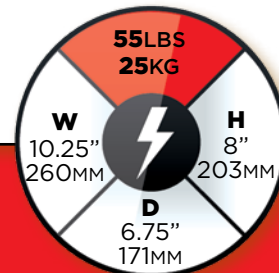


SK-BT80

- ▶ **1800 WATTS**
- ▶ **80 AMP HOURS**

AGM (ABSORBED GLASS MAT) TECHNOLOGY
12V STARTING BATTERY

- + Large size
- + Can be mounted in any position
- + Can be discharged and re-charged 100's of times





RESERVE POWER CELL



AGM TECHNOLOGY



DEEP CYCLE



LONG LIFE



VIBRATION RESISTANT



ALL CLIMATE



MAINTENANCE FREE



NON-SPILLABLE

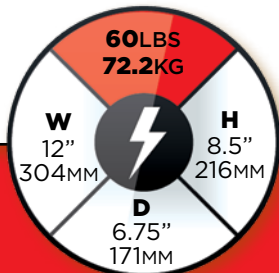


SK-BT100

- ▶ **2000 WATTS**
- ▶ **100 AMP HOURS**

AGM (ABSORBED GLASS MAT) TECHNOLOGY
12V STARTING BATTERY

- + Large size
- + Can be mounted in any position
- + Low internal resistance for better mobile electronics performance

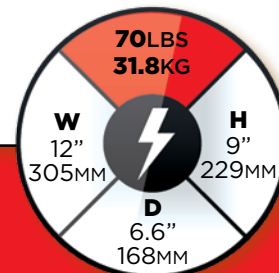


SK-BT110

- ▶ **2200 WATTS**
- ▶ **110 AMP HOURS**

AGM (ABSORBED GLASS MAT) TECHNOLOGY
12V STARTING BATTERY

- + Large size
- + Can be mounted in any position
- + Can be discharged and re-charged 100's of times





RESERVE POWER CELL



AGM TECHNOLOGY



DEEP CYCLE



LONG LIFE



VIBRATION RESISTANT



ALL CLIMATE



MAINTENANCE FREE



NON-SPILLABLE

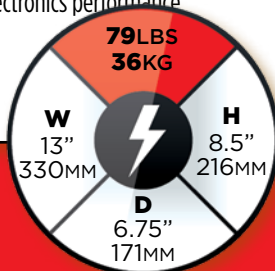


SK-BT120

- ▶ **2400 WATTS**
- ▶ **120 AMP HOURS**

AGM (ABSORBED GLASS MAT) TECHNOLOGY 12V STARTING BATTERY

- + Large size
- + Can be mounted in any position
- + Can be discharged and re-charged 100's of times
- + Low internal resistance for better mobile electronics performance

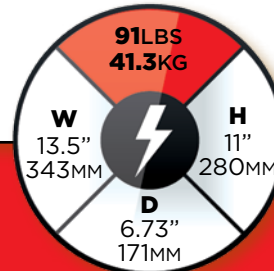


SK-BT140

- ▶ **4000 WATTS**
- ▶ **140 AMP HOURS**

AGM (ABSORBED GLASS MAT) TECHNOLOGY 12V STARTING BATTERY

- + Large size
- + Extreme power reserve
- + Ideal design for SPL systems
- + Can be mounted in any position





AGM TECHNOLOGY



DEEP CYCLE



LONG LIFE



VIBRATION RESISTANT



ALL CLIMATE



MAINTENANCE FREE



NON-SPILLABLE

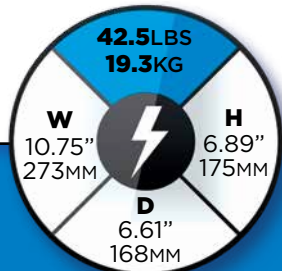


SK-MBT-55

- ▶ **785 CRANK AMPS**
- ▶ **120 MIN RESERVE**
- ▶ **55 AMP HOURS**

AGM (ABSORBED GLASS MAT) TECHNOLOGY
12V STARTING BATTERY

- + 12V Marine grade battery
- + Threaded & standard posts
- + Can be discharged and re-charged 100's of times

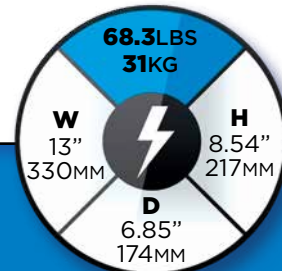


SK-MBT-100

- ▶ **800 CRANK AMPS**
- ▶ **190 MIN RESERVE**
- ▶ **100 AMP HOURS**

AGM (ABSORBED GLASS MAT) TECHNOLOGY
12V STARTING BATTERY

- + 12V Marine grade battery
- + Threaded posts
- + Can be discharged and re-charged 100's of times





POWER SPORTS



AGM TECHNOLOGY



NON-SPILLABLE



VIBRATION RESISTANT



ALL CLIMATE



MAINTENANCE FREE

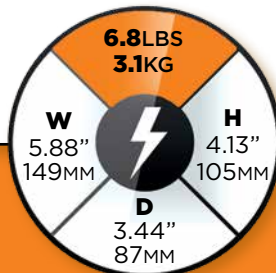


SK-BTX9-BS

- ▶ **125 CRANK AMPS**
- ▶ **8 AMP HOURS**

AGM (ABSORBED GLASS MAT) TECHNOLOGY 12V STARTING BATTERY

- + Fits JIS battery type BTX9-BS applications
- + Will replace OE battery in Kawasaki and Suzuki and others (see Fitment chart for more information)
- + Factory activated ready for use
- + Maintenance free

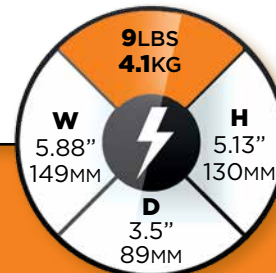


SK-BTX12-BS

- ▶ **180 CRANK AMPS**
- ▶ **10 AMP HOURS**

AGM (ABSORBED GLASS MAT) TECHNOLOGY 12V STARTING BATTERY

- + Fits JIS battery type BTX12-BS applications
- + Will replace OE battery in Honda, Suzuki, Aprilia and others (See fitment chart for more information)
- + Factory activated ready for use
- + Maintenance free





POWER SPORTS



AGM TECHNOLOGY



NON-SPILLABLE



VIBRATION RESISTANT



ALL CLIMATE



MAINTENANCE FREE

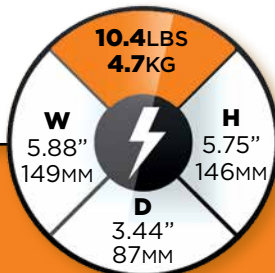


SK-BTX14-BS

- ▶ **230 CRANK AMPS**
- ▶ **12 AMP HOURS**

AGM (ABSORBED GLASS MAT) TECHNOLOGY 12V STARTING BATTERY

- + Fits JIS battery type BTX14-BS applications
- + Will replace OE battery in BMW, Honda, Kawasaki and others (see fitment chart for more information)
- + Factory activated ready for use
- + Maintenance free

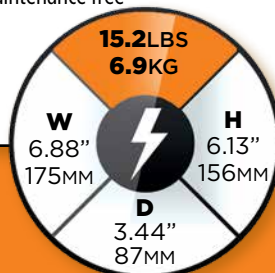


SK-BTX20L-BS

- ▶ **310 CRANK AMPS**
- ▶ **18 AMP HOURS**

AGM (ABSORBED GLASS MAT) TECHNOLOGY 12V STARTING BATTERY

- + Fits JIS battery type BTX20L-BS applications
- + Will replace OE battery in Buell, Harley, Honda, Triumph and others (see fitment chart for more information)
- + Factory activated ready for use
- + Maintenance free

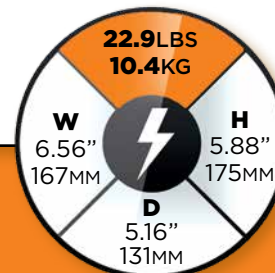


SK-BTX30L

- ▶ **420 CRANK AMPS**
- ▶ **30 AMP HOURS**

AGM (ABSORBED GLASS MAT) TECHNOLOGY 12V STARTING BATTERY

- + Fits JIS battery type BTX30L applications
- + Will replace OE battery in Harley, Artic Cat, and Polaris and others (see fitment chart for more information)
- + Factory activated ready for use
- + Maintenance free





BATTERY BOXES

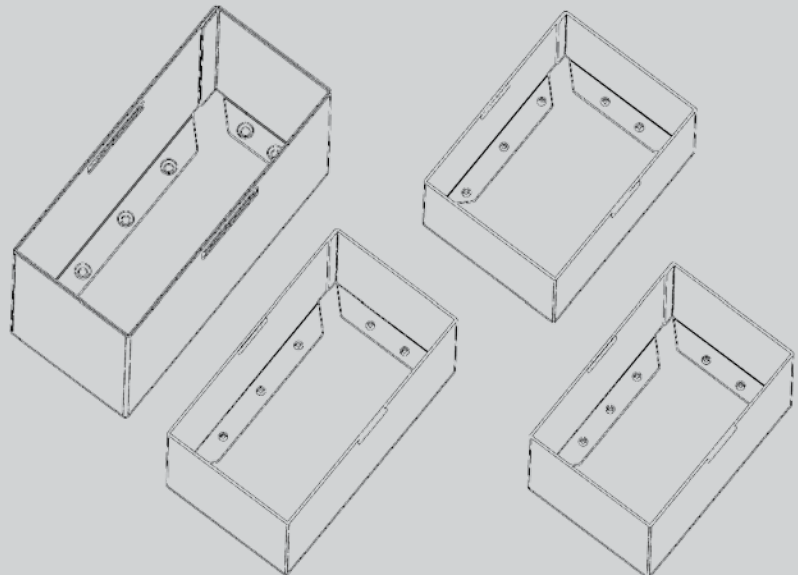
Shuriken Battery Boxes are constructed from heavy gauge steel powder coated for an indestructible finish. The design has holed flanges at the bottom for permanent mounting. The Shuriken Battery Boxes also have pre-cut slots that can be used for hold down straps.



BATTERY BOXES


BOX	FITS BATTERY
SK-BT20-BX	SK-BT18 & SK-BT20
SK-BT35-BX	SK-BT35
SK-BT45-BX	SK-BT45
SK-BT60-BX	SK-BT60
SK-BT80-BX	SK-BT80
SK-BT100-BX	SK-BT100
SK-BT120-BX	SK-BT120
SK-BT140-BX	SK-BT140
SK-BT8785DT-BX	SK-BT8785DT

PROTECT YOUR BATTERY FROM HEAT AND KEEP IT IN POSITION WITH SHURIKEN BATTERY BOXES





A



B

WING NUT SETS

3 WING NUT SETS (POSITIVE AND NEGATIVE). SHORT MOUNTING POSTS REPLACE THE SAE POSTS. MEDIUM MOUNTING POSTS ARE FOR THE BATTERY. LONG MOUNTING POSTS MOUNT THE ADAPTER TO THE BATTERY.

APPLICATIONS:

SK-WN20 (M5)

fits SK-BT18, SK-BT20, SK-BT28

SK-WN35-100 (M6)

fits SK-BT35, SK-BT45, SK-BT60, SK-BT70, SK-BT75, SK-BT80, SK-BT100, SK-BT110

SK-WN120 (M8)

fits SK-BT120, SK-BT140

SAE POST SETS

2 PAIR SAE POST (POSITIVE AND NEGATIVE). SHORTER MOUNTING POST IS FOR THE BATTERIES ALONE. THE LONG MOUNTING POST IS TO BE USED TO MOUNT THE ADAPTER TO THE BATTERY.

APPLICATIONS:

SK-SAE20 (M5)

fits SK-BT18, SK-BT20, SK-BT28

SK-SAE35-100 (M6)

fits SK-BT35, SK-BT45, SK-BT60, SK-BT70, SK-BT75, SK-BT80, SK-BT100, SK-BT110

SK-SAE120 (M8)

fits SK-BT120, SK-BT140



CHARGE SOLUTIONS

5 Year Warranty

CTEK chargers are designed to slowly charge your battery, to ensure your battery gets the deepest, strongest charge possible. But it does more than that; it's designed to be a maintenance charger for owners of vehicles that are stored or not used often. From a motorcycle to an RV, CTEK has a solution. Plus there are accessories that will make the CTEK chargers more convenient and easier to use.



56-353

UNIVERSAL CHARGER

- + Ideal for RV/boat/camper
- + Ideal for AGM batteries
- + Performs battery diagnostics
- + Indicates if battery can receive/retain charge
- + 8 step automatic charging/maintaining
- + No spark short circuit proof
- + Reverse polarity protection



56-864

8-STEP CHARGER

- + Performs battery diagnostics
- + Fully automatic charging and maintenance in 8 steps maximizes battery life and performance
- + Ideal for charging AGM batteries
- + Optimized charging for cold winter days.
- + No spark short circuit proof
- + Reverse polarity protection



56-865

SMALLEST 12 V CHARGER

TAILOR MADE FOR MOTORCYCLES

- + Fully automatic charging and maintenance in 6 steps maximizes battery life and performance
- + Perfect for charging smaller 12 volt batteries in motorcycles, jet skis, ATVs and lawn mowers
- + Ideal for AGM batteries
- + No spark short circuit proof
- + Reverse polarity protection



56-959

TEST & CHARGE

- + Micro processor controlled battery and alternator test function
- + Patented automatic desulphation program
- + Reconditioning function that will restore deeply discharged batteries
- + Patented float/pulse maintenance ideal for long-term maintenance
- + Ideal for AGM batteries
- + No spark short circuit proof
- + Reverse polarity protection

CHARGE SOLUTIONS



56-260 M6 1/4" ring for motorcycle/lawn mower
 56-261 M8 1/3" ring for top post battery
 56-329 M10 1/2" ring for side post battery

COMFORT CONNECT- EYELET

- + Quick connector for difficult access and built-in batteries
- + Eyelet terminals are connected to battery

A

56-382

COMFORT CONNECT- EYELET

- + Quick connector shows remaining power and when it needs a charge
- + M8 1/3" rings 22" long

B

56-380

COMFORT INDICATOR-PANEL

- + Panel mounted indicator which shows the batteries level of charge
- + Allows charging of the battery from panel
- + M8 1/3" rings 4.9ft.

C



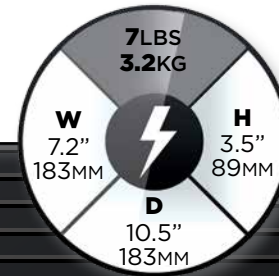
POWER SUPPLY



IBPS35

- ▶ **430 WATTS**
- ▶ **35 AMPS**

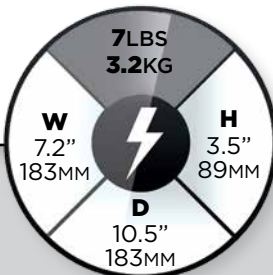
- + 35 Amp Power Supply
- + 430 Watts Max Output
- + DC Output Voltage 13.6V/14.4 (DC)
- + Output Voltage Tolerance + or - .7%
- + 5 AMPS Max AC Current @ 108VAC
- + Input Voltage Range 105-135 AC



IBPS55

- ▶ **850 WATTS**
- ▶ **55 AMPS**

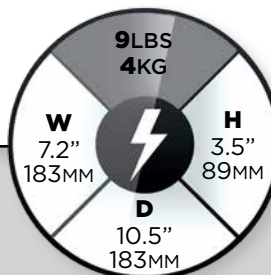
- + 55 Amp Power Supply
- + 850 Watts Max Output
- + DC Output Voltage 13.6V/14.4 (D C)
- + Output Voltage Tolerance + or - .7%
- + 7 AMPS Max AC Current @ 108VAC
- + Input Voltage Range 105-135 AC



IBPS75

- ▶ **1065 WATTS**
- ▶ **75 AMPS**

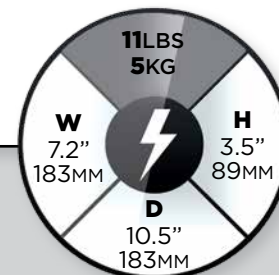
- + 75 Amp Power Supply
- + 1065 Watts Max Output
- + DC Output Voltage 13.6V/14.4 (D C)
- + Output Voltage Tolerance + or - .7%
- + 12 AMPS Max AC Current @ 108VAC
- + Input Voltage Range 105-135 AC



IBPS100

- ▶ **1440 WATTS**
- ▶ **100 AMPS**

- + 100 Amp Power Supply
- + 1440 Watts Max Output
- + DC Output Voltage 13.6V/14.4 (D C)
- + Output Voltage Tolerance + or - .7%
- + 13 AMPS Max AC Current @ 108VAC
- + Input Voltage Range 105-135 AC





MERCHANDISE



BANNERS

- + High quality printed banner
 - + Includes reinforced holes for hanging
 - + Dimensions: 48" x 24"
- SK-BANR15**



T-SHIRTS

- + Black shirt with white/red screenprint on front & back
- SK-SHRT15-L** LARGE
SK-SHRT15-XL X-LARGE
SK-SHRT15-XXL XX-LARGE

STICKERS

- + Black diecut vinyl, 5.75" x 1.5"
- SK-STKRB15**

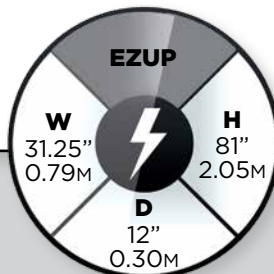


FLOOR DISPLAY

SK-RACK

AGM (ABSORBED GLASS MAT) TECHNOLOGY 12V BATTERY DISPLAY

- + Floor Standing Rack
- + 7 Heavy Duty Shelves
- + Strong Metal Frame
- + Includes Top Graphic and 2 Side Graphics



POWER SPORTS Fitment Chart

MAKE/MODEL	YEAR	ENGINE	BATTERY
MOTORCYCLE & SCOOTER			
AMERICAN IRONHORSE			
1820cc	2000	Bandit	SK-BTX20L-BS
	2002-00	Classic	SK-BTX20L-BS
	2007-01	Legend	SK-BTX20L-BS
	2007-05	LSC	SK-BTX20L-BS
	2007-00	Outlaw	SK-BTX20L-BS
	2002-01	Ranger	SK-BTX20L-BS
	2003	Ranger T	SK-BTX20L-BS
	2009-07	Slammer	SK-BTX20L-BS
	2005-00	Slammer	SK-BTX20L-BS
	2004-03	Stalker	SK-BTX20L-BS
	2000	Stalker	SK-BTX20L-BS
	2007-01	Tejas	SK-BTX20L-BS
	2009-03	Texas Chopper	SK-BTX20L-BS
	2002-00	Thunder	SK-BTX20L-BS
1640cc	2009-08	Bandera	SK-BTX20L-BS
	2008	Classic Chop	SK-BTX20L-BS
	2009	Judge	SK-BTX20L-BS
APRILIA			
1200cc	2012-11	Dorsoduro 1200	SK-BTX14-BS
1000cc	2007-01	ETV 1000 Caponord	SK-BTX14-BS
	2005-01	RST 1000 Futura	SK-BTX12-BS
	2009-05	RSV 1000 R	SK-BTX12-BS
	2009-04	RSV 1000 R Factory	SK-BTX12-BS
	2004-98	RSV Mille	SK-BTX12-BS
	2004-00	RSV Mille R	SK-BTX12-BS
	2003	RSV Mille R Haga	SK-BTX12-BS
	2004	RSV Mille R Nera	SK-BTX12-BS
	2000	RSV Mille SP	SK-BTX12-BS
	2004-00	SL 1000 Falco	SK-BTX14-BS
	2011-04	Tuono 1000 R	SK-BTX12-BS
	2010-07	Tuono 1000 R Factory	SK-BTX12-BS
	2005-04	Tuono 1000 R Factory	SK-BTX12-BS
	2003	Tuono Fighter 1000	SK-BTX12-BS
	2003	Tuono Racer 1000	SK-BTX12-BS
850cc	2012-08	Mana 850	SK-BTX14-BS
	2013-09	Mana 850 GT ABS	SK-BTX14-BS
750cc	2012-10	Dorsoduro 750	SK-BTX14-BS
	2013	Dorsoduro 750 ABS	SK-BTX14-BS
	2013-10	Shiver 750	SK-BTX12-BS
	2009-08	SL 750 Shiver	SK-BTX14-BS
	2009	SMV 750 Dorsoduro	SK-BTX14-BS
650cc	2007	Pegaso 650	SK-BTX12-BS
	2002-01	Pegaso 650 (Police Version)	SK-BTX9-BS
	2007	Pegaso 650 Factory	SK-BTX12-BS
	2007-06	Pegaso 650 Trail	SK-BTX12-BS
250cc	2011-07	Sportcity 250	SK-BTX12-BS
	2009	Sportcity Cube 250	SK-BTX12-BS
ATK			
605cc	1995	605 CC	SK-BTX9-BS
	1995	605 DS	SK-BTX9-BS
406cc	1995	406 CC	SK-BTX9-BS
350cc	1995	350 CC	SK-BTX9-BS
	1995	350 DS	SK-BTX9-BS

MAKE/MODEL	YEAR	ENGINE	BATTERY
ATK			
250cc	1995	250 CC	SK-BTX9-BS
	1995	250 LQ	SK-BTX9-BS
BIG DOG			
1920cc	2011-10	Bulldog	SK-BTX20L-BS
	2007	Bulldog	SK-BTX20L-BS
	2005	Bulldog	SK-BTX20L-BS
	2011-06	K-9	SK-BTX20L-BS
	2011	K-9 250	SK-BTX20L-BS
	2011-10	K-9 EFI	SK-BTX20L-BS
	2011-05	Mastiff	SK-BTX20L-BS
	2011-10	Mastiff EFI	SK-BTX20L-BS
	2008	Mutt	SK-BTX20L-BS
	2011-05	Pitbull	SK-BTX20L-BS
	2011-09	Wolf	SK-BTX20L-BS
1915cc	2011-08	Ridgeback	SK-BTX20L-BS
	2006-05	Ridgeback	SK-BTX20L-BS
1900cc	2007-06	Chopper	SK-BTX20L-BS
	2005	Chopper BDM	SK-BTX20L-BS
	2005	Chopper DT	SK-BTX20L-BS
	2005	Chopper RT	SK-BTX20L-BS
	2011-09	Coyote	SK-BTX20L-BS
1800cc	2011	Bulldog Sport	SK-BTX20L-BS
1750cc	2004-01	Boxer	SK-BTX20L-BS
	2004-01	Bulldog	SK-BTX20L-BS
	2004-03	Chopper	SK-BTX20L-BS
	2004-03	Chopper DT	SK-BTX20L-BS
	2003-01	Husky	SK-BTX20L-BS
	2004-01	Mastiff	SK-BTX20L-BS
	2004-01	Pitbull	SK-BTX20L-BS
	2002-01	Pro Sport	SK-BTX20L-BS
	2004	Ridgeback	SK-BTX20L-BS
	2001	Vintage Sport	SK-BTX20L-BS
	2002-01	Wolf	SK-BTX20L-BS
BIMOTA			
1000cc	2001-98	SBBR	SK-BTX12-BS
BMW			
1300cc	2011-09	K1300R	SK-BTX14-BS
	2014-09	K1300S	SK-BTX14-BS
	2013	K1300S 30 Jahre K-Modelle	SK-BTX14-BS
1200cc	2008-05	K1200R	SK-BTX14-BS
	2008-07	K1200R Sport	SK-BTX14-BS
	2008-05	K1200S	SK-BTX14-BS
	2014	R1200GS	SK-BTX14-BS
	2010-04	R1200GS	SK-BTX14-BS
	2013	R1200GS (From 06/2013)	SK-BTX14-BS
	2012-11	R1200GS (Prod. Code 0460)	SK-BTX14-BS
	2009-06	R1200GS Adventure	SK-BTX14-BS
	2007-06	R1200GS HP2	SK-BTX14-BS
	2014-06	R1200R	SK-BTX14-BS
	2011	R1200R Classic	SK-BTX14-BS
	2007-06	R1200S	SK-BTX14-BS
	2007-05	R1200ST	SK-BTX14-BS
	2006-04	RG1200GS	SK-BTX14-BS
800cc	2014-08	F800GS	SK-BTX14-BS

POWER SPORTS Fitment Chart

MAKE/MODEL	YEAR	ENGINE	BATTERY
BMW			
	2014	F80GS Adventure	SK-BTX14-BS
	2014-13	F80GT	SK-BTX14-BS
	2013-09	F80R	SK-BTX14-BS
	2008-06	F80S	SK-BTX14-BS
	2012-06	F80ST	SK-BTX14-BS
700cc	2014-13	F700GS	SK-BTX14-BS
650cc	2014-13	C650GT	SK-BTX14-BS
	2012-08	F650GS	SK-BTX14-BS
	2007	F650GS (9/2007 on)	SK-BTX14-BS
	2005	F650GS ABS	SK-BTX14-BS
	2003-01	F650GS ABS	SK-BTX14-BS
600cc	2014-13	C600 Sport	SK-BTX14-BS
BUELL			
1200cc	2002-97	M2 Cyclone	SK-BTX20L-BS
	2002	M2L Cyclone	SK-BTX20L-BS
	1998-96	S1 Lightning	SK-BTX14-BS
	1998	S1 White Lightning	SK-BTX14-BS
	2001-97	S3 Thunderbolt	SK-BTX20L-BS
	2002-97	S3T Thunderbolt	SK-BTX20L-BS
900cc	2002	XB9R (Firebolt) European	SK-BTX14-BS
490cc	2009-00	Blast	SK-BTX14-BS
DUCATI			
1098cc	2007	1098 (Early)	SK-BTX14-BS
	2007	1098 S (Early)	SK-BTX14-BS
	2007	1098 S Tricolore	SK-BTX14-BS
E-TON			
150cc	2009-07	Beamer R4 (150)	SK-BTX9-BS
	2010	Matrix 150	SK-BTX9-BS
	2009	Matrix R4-150	SK-BTX9-BS
EXCELSIOR-HENDERSON			
943cc	2000-99	Super X	SK-BTX20L-BS
HARLEY DAVIDSON			
1803cc	2011	FLHTCUSE6 CVO Ultra Classic Electra Glide	SK-BTX30L
	2010	FLHXSE CVO Street Glide	SK-BTX30L
	2011	FLHXSE2 CVO Street Glide	SK-BTX30L
	2012	FLHXSE3 CVO Street Glide	SK-BTX30L
	2011	FLTRUSE CVO Road Glide Custom	SK-BTX30L
	2012	FLTRXSE CVO Road Glide Custom	SK-BTX30L
	2013	FLTRXSE2 CVO Road Glide Custom	SK-BTX30L
1802cc	2013	FLHRSE5 CVO Road King	SK-BTX30L
	2014	FLHRSE6 CVO Road King	SK-BTX30L
1800cc	2007	FLHRSE3 Screamin Eagle Road King	SK-BTX30L
	2007	FLHTCUSE2 Scream Eagle Ultra Cl. Ele. Glide	SK-BTX30L
	2008	FLHTCUSE3 Scream Eagle Ultra Cl. Ele. Glide	SK-BTX30L
	2014	FLHTKSE CVO Limited	SK-BTX30L
1690cc	2014-12	FLD Switchback	SK-BTX30L
	2013-11	FLHR Road King	SK-BTX30L
	2013-12	FLHRC Road King Classic	SK-BTX30L
	2005	FLHTC Electra Glide Classic	SK-BTX30L
	2014-12	FLHTCU Electra Glide Ultra Classic	SK-BTX30L
	2006	FLHTCUSE Screamin Eagle Ultra Classic	SK-BTX30L
	2013-11	FLHTCUTG Tri Glide Ultra Classic	SK-BTX30L
	2014-10	FLHTK Electra Glide Ultra Limited	SK-BTX30L
	2014-12	FLHX Street Glide	SK-BTX30L

MAKE/MODEL	YEAR	ENGINE	BATTERY
HARLEY DAVIDSON			
	2014	FLHXS Street Glide Special	SK-BTX30L
	2011-10	FLHXXX Street Glide Trike	SK-BTX30L
	2013-11	FLTRU Road Glide Ultra	SK-BTX30L
	2013-12	FLTRX Road Glide Custom	SK-BTX30L
1638cc	1998	FLTR Road Glide	SK-BTX30L
1584cc	2011-07	FLHR Road King	SK-BTX30L
	2010-07	FLHRC Road King Classic	SK-BTX30L
	2007	FLHRS Road King Custom	SK-BTX30L
	2008	FLHRSE4 Screamin Eagle Road King	SK-BTX30L
	2008-07	FLHT Electra Glide Standard	SK-BTX30L
	2011-07	FLTC Electra Glide Classic	SK-BTX30L
	2011-07	FLHTCU Electra Glide Ultra Classic	SK-BTX30L
	2009	FLHTCUSE4 CVO Ultra Classic Electra Glide	SK-BTX30L
	2010	FLHTCUSE5 CVO Ultra Classic Electra Glide	SK-BTX30L
	2014	FLHTCUTG Tri Glide Ultra	SK-BTX30L
	2010-09	FLHTCUTG Tri Glide Ultra Classic	SK-BTX30L
	2011-07	FLHX Street Glide	SK-BTX30L
	2009	FLTRSE3 CVO Road Glide	SK-BTX30L
	2011-10	FLTRX Road Glide Custom	SK-BTX30L
1550cc	2002	FLHRSEI Screamin Eagle Road King	SK-BTX30L
	2000	FLTRSEI Screamin Eagle Road Glide	SK-BTX30L
	2001	FLTRSEI2 Screamin Eagle Road Glide 2	SK-BTX30L
1450cc	2006-99	FLHR Road King	SK-BTX30L
	2006-99	FLHRCI Road King	SK-BTX30L
	2006-00	FLHRI Road King	SK-BTX30L
	1997	FLHRI Road King	SK-BTX30L
	2006-04	FLHRS Road King Custom	SK-BTX30L
	2003	FLHRSEI2 Screamin Eagle Road King 2	SK-BTX30L
	2006-04	FLHRSI Road King Custom	SK-BTX30L
	2006-99	FLHT Electra Glide Standard	SK-BTX30L
	2005-99	FLHTC Electra Glide Classic	SK-BTX30L
	2006-97	FLHTCI Electra Glide Classic	SK-BTX30L
	2004	FLHTCSE Screamin Eagle Electra Glide	SK-BTX30L
	2006-97	FLHTCUI Electra Glide Ultra Classic	SK-BTX30L
	2006-03	FLHTI Electra Glide Standard	SK-BTX30L
	2006	FLHX Street Glide	SK-BTX30L
	2006	FLHXI Street Glide	SK-BTX30L
	2002-00	FLTR Road Glide	SK-BTX30L
	2006-99	FLTRI Road Glide	SK-BTX30L
	2000	FXR4	SK-BTX20L-BS
1340cc	1998-97	FLHR Road King	SK-BTX30L
	1998	FLHRCI Road King Classic	SK-BTX30L
	1998-97	FLHT Electra Glide Standard	SK-BTX30L
	1998-97	FLHTC Electra Glide Classic	SK-BTX30L
	1997	FLHTCU Electra Glide Ultra Classic	SK-BTX30L
	1995	FLSTC Heritage Softail Classic	SK-BTX20L-BS
	1996-95	FLSTF Fat Boy	SK-BTX20L-BS
	1996-95	FLSTN Heritage Softail Special	SK-BTX20L-BS
	1999	FLTR Road Glide	SK-BTX30L
	1998	FLTRI Road Glide	SK-BTX30L
	1996-95	FXD Dyna Super Glide	SK-BTX20L-BS
	1996-95	FXDL Dyna Low Rider	SK-BTX20L-BS
	1996-95	FXDS-Conv Dyna Convertible	SK-BTX20L-BS
	1996-95	FXDWG Dyna Wide Glide	SK-BTX20L-BS

POWER SPORTS Fitment Chart

MAKE/MODEL	YEAR	ENGINE	BATTERY
HARLEY DAVIDSON			
	1996-95	FXSTC Softail Custom	SK-BTX20L-BS
	1996-95	FXSTS Springer Softail	SK-BTX20L-BS
	1995-95	FXSTSB Bad Boy	SK-BTX20L-BS
1300cc	2006	VRXSE Screamin Eagle Destroyer	SK-BTX20L-BS
HONDA			
1800cc	2005-01	GL1800 Gold Wing	SK-BTX20L-BS
	2008-07	GL1800 Gold Wing Airbag	SK-BTX20L-BS
	2005-01	GL1800A Gold Wing ABS	SK-BTX20L-BS
	2006	GL1800HP Gold Wing Audio/Comfort	SK-BTX20L-BS
	2008-06	GL1800HPN Gold Wing Audio/Comfort/Nav	SK-BTX20L-BS
	2008-06	GL1800HPNA Gold Wing Audio/Comfort/Nav/ABS	SK-BTX20L-BS
	2008-06	GL1800P Gold Wing Premium Audio	SK-BTX20L-BS
	2005-04	NRX1800 Rune	SK-BTX20L-BS
	2008-02	VTX1800C	SK-BTX20L-BS
	2008-05	VTX1800F	SK-BTX20L-BS
	2009-04	VTX1800N	SK-BTX20L-BS
	2008-02	VTX1800R	SK-BTX20L-BS
	2006-02	VTX1800S	SK-BTX20L-BS
	2008-07	VTX1800T	SK-BTX20L-BS
1500cc	2003-97	GL1500C/CD Valkyrie	SK-BTX14-BS
	2001-99	G1500CF Valkyrie Interstate	SK-BTX14-BS
	2000-97	G1500CT Valkyrie Tour	SK-BTX14-BS
	2009-04	VTX1300C	SK-BTX14-BS
	2009-05	VTX1300R	SK-BTX14-BS
	2007-03	VTX1300S	SK-BTX14-BS
	2009-08	VTX1300T	SK-BTX14-BS
1100cc	2000-97	CBRT100XX Super Blackbird	SK-BTX12-BS
	2003-95	ST1100	SK-BTX14-BS
	2003-95	ST1100 ABS	SK-BTX14-BS
	2007-01	VT1100C Shadow Spirit	SK-BTX14-BS
	2007-00	VT1100C2 Shadow Sabre	SK-BTX14-BS
	2002-01	VT1100C3 Shadow Aero	SK-BTX14-BS
	2001	VT1100T Shadow ACE Tour	SK-BTX14-BS
1000cc	1995	CB1000	SK-BTX12-BS
	2000-98	VTR1000 Super Hawk	SK-BTX12-BS
900cc	1999-95	CBR900RR	SK-BTX9-BS
800cc	1998-95	PC800 Pacific Coast	SK-BTX12-BS
	2001-98	VFR800 Interceptor	SK-BTX12-BS
750cc	2003-95	VF750C Magna	SK-BTX12-BS
	1996-95	VF750CD Magna Deluxe	SK-BTX12-BS
	1997-95	VFR750F Interceptor	SK-BTX12-BS
	2003-98	VT750C/CD Shadow ACE	SK-BTX14-BS
650cc	2014-12	XR650L	SK-BTX9-BS
	2009-95	XR650L	SK-BTX9-BS
600cc	1998-95	CBR600F F3	SK-BTX9-BS
	2000-09	CBR600F F4	SK-BTX9-BS
	2003-95	VT600C Shadow VLX	SK-BTX9-BS
	2003-95	VT600CD Shadow VLX	SK-BTX9-BS
	2003-95	VT600CD Shadow VLX Deluxe	SK-BTX9-BS
250cc	2007-04	CN250 Helix	SK-BTX12-BS
	2001-95	CN250 Helix	SK-BTX12-BS
HUSABERG			
600cc	2000-98	FC600 (Electric Start)	SK-BTX9-BS
	1996-95	FE600	SK-BTX9-BS

MAKE/MODEL	YEAR	ENGINE	BATTERY
HUSABERG			
	2000	FE600 (Electric Start)	SK-BTX9-BS
	1996	FE600E	SK-BTX9-BS
	2000-97	FE600E (Electric Start)	SK-BTX9-BS
	1999-98	FS600E (Electric Start)	SK-BTX9-BS
	2000-97	FX600E (Electric Start)	SK-BTX9-BS
501cc	2000-97	FC501 (Electric Start)	SK-BTX9-BS
	2000-97	FE501 (Electric Start)	SK-BTX9-BS
	1996	FE501E	SK-BTX9-BS
	2000-97	FE501E (Electric Start)	SK-BTX9-BS
	1998-97	FE501E (Electric Start)	SK-BTX9-BS
400cc	1996	FC400	SK-BTX9-BS
	1999-97	FC400 (Electric Start)	SK-BTX9-BS
	1996	FE400	SK-BTX9-BS
	2000-97	FE400 (Electric Start)	SK-BTX9-BS
	1996	FE400E	SK-BTX9-BS
	2000-97	FE400E (Electric Start)	SK-BTX9-BS
HUSQVARNA			
630cc	2011-10	SM 630	SK-BTX14-BS
	2005	SMR 630	SK-BTX14-BS
	2011	SMS 630	SK-BTX14-BS
	2011-10	TE630	SK-BTX14-BS
610cc	2009	SM 610	SK-BTX14-BS
	2008-06	SMR 610	SK-BTX14-BS
	2009-98	TE610	SK-BTX14-BS
410cc	2001-00	TE410	SK-BTX14-BS
400cc	2001	TE400	SK-BTX14-BS
HYOSUNG			
650cc	2013-07	GT650	SK-BTX14-BS
	2013-05	GT650R	SK-BTX14-BS
	2008-05	GT650S	SK-BTX14-BS
	2008-06	GV650	SK-BTX14-BS
250cc	2013-07	GT250	SK-BTX14-BS
	2013-07	GT250R	SK-BTX14-BS
	2011-05	GV250	SK-BTX9-BS
	2013-12	GV250 Aquila	SK-BTX9-BS
	2009-08	MS3-250	SK-BTX9-BS
KAWASAKI			
1400cc	2010-08	ZG1400 Concours	SK-BTX14-BS
	2014-08	ZX1400 Concours ABS	SK-BTX14-BS
	2011-06	ZX1400 Ninja ZX-14	SK-BTX14-BS
	2014-12	ZX1400 Ninja ZX-14R	SK-BTX14-BS
	2014-13	ZX1400 Ninja ZX-14R ABS	SK-BTX14-BS
1200cc	2005-01	ZRX1200	SK-BTX14-BS
	2005-00	ZX1200 Ninja ZX-12R	SK-BTX14-BS
	2005-02	ZZR1200	SK-BTX14-BS
1100cc	2000-99	ZRX1100	SK-BTX14-BS
	1998-95	ZX1100 GPZ	SK-BTX14-BS
	2001-95	ZX1100 Ninja ZX-11	SK-BTX14-BS
1000cc	2005	KZ1000C/P Police	SK-BTX20L-BS
	2003-02	KZ1000C/P Police	SK-BTX20L-BS
	2013-10	Z1000	SK-BTX9-BS
	2008-03	Z1000	SK-BTX9-BS
	2013-11	ZX1000 Ninja 1000	SK-BTX9-BS
	2013-12	ZX1000 Ninja 1000 ABS	SK-BTX9-BS

POWER SPORTS Fitment Chart

MAKE/MODEL	YEAR	ENGINE	BATTERY
KAWASAKI			
900cc	2014-06	VN900B Vulcan 900 Classic	SK-BTX12-BS
	2014-07	VN900C Vulcan 900 Custom	SK-BTX12-BS
	2014-06	VN900D Vulcan 900 Classic LT	SK-BTX12-BS
	2003-98	ZX900 Ninja ZX-9R	SK-BTX9-BS
	1997-95	ZX900 Ninja ZX-9R	SK-BTX12-BS
800cc	2005-04	VN800A Vulcan 800	SK-BTX12-BS
	2003-95	VN800A Vulcan 800	SK-BTX14-BS
	2005-04	VN800B Vulcan 800 Classic	SK-BTX12-BS
	2003-96	VN800B Vulcan 800 Classic	SK-BTX14-BS
	2006-04	VN800E Vulcan 800 Drifter	SK-BTX12-BS
	2003-00	VN800E Vulcan 800 Drifter	SK-BTX14-BS
	2005-04	Z750	SK-BTX9-BS
750cc	2006-05	Z750S	SK-BTX9-BS
	1995	ZX750 Ninja ZX-7	SK-BTX12-BS
	2003-96	ZX750 Ninja ZX-7R	SK-BTX12-BS
	1995	ZX750 Ninja ZX-7R	SK-BTX9-BS
	1997-96	ZX750 Ninja ZX-7RR	SK-BTX9-BS
700cc	2000	ZR-7	SK-BTX12-BS
	2003-01	ZR-7S	SK-BTX12-BS
650cc	2010-09	ER-6N	SK-BTX12-BS
	2011-06	EX650 Ninja 650R	SK-BTX12-BS
	2013-08	KLE650 Versys	SK-BTX12-BS
	2014	KLE650 Versys ABS	SK-BTX12-BS
	1996-95	KLX650	SK-BTX9-BS
	1996-95	KLX650R	SK-BTX9-BS
	2001-00	W650	SK-BTX14-BS
	2001-00	W650	SK-BTX14-BS
636cc	2014-13	ZX636 Ninja ZX-6R	SK-BTX9-BS
	2006-03	ZX636 Ninja ZX-6R	SK-BTX9-BS
	2014-13	ZX636 Ninja ZX-6R ABS	SK-BTX9-BS
600cc	2002-95	ZX600 Ninja ZX-6	SK-BTX12-BS
	2012-07	ZX600 Ninja ZX-6R	SK-BTX9-BS
	2002-95	ZX600 Ninja ZX-6R	SK-BTX12-BS
	2006-03	ZX600 Ninja ZX-6R	SK-BTX9-BS
	2006-03	ZX600 Ninja ZX6-RR	SK-BTX9-BS
	2008-05	ZZR 600	SK-BTX9-BS
	2004-03	ZZR 600	SK-BTX12-BS
300cc	2014-13	EX300 Ninja 300	SK-BTX9-BS
	2014-13	EX300 Ninja 300 ABS	SK-BTX9-BS
	2014	EX300 Ninja 300 ABS SE	SK-BTX9-BS
	2014	EX300 Ninja 300 SE	SK-BTX9-BS
250cc	2012-09	EX250F Ninja 250R	SK-BTX9-BS
KTM			
690cc	2013	690 Duke	SK-BTX9-BS
640cc	2002-99	640 Suprmoto	SK-BTX9-BS
620cc	1997-96	620 Duke	SK-BTX9-BS
400cc	2001-98	400 LC4	SK-BTX9-BS
	1998-97	400 LSE	SK-BTX9-BS
	1998-96	400 RXC	SK-BTX9-BS
KYMCO			
500cc	2012-09	Xciting 500Ri	SK-BTX14-BS
	2014-09	Xciting 500Ri ABS	SK-BTX14-BS
250cc	2009	Venox 250	SK-BTX9-BS
	2011-10	Xciting 250	SK-BTX12-BS
MOTO GUZZI			
1065cc	2010	California Vintage	SK-BTX20L-BS

MAKE/MODEL	YEAR	ENGINE	BATTERY
PIAGGIO			
500cc	2010-07	BV Tourer 500	SK-BTX14-BS
	2013-08	MP3 500	SK-BTX14-BS
400cc	2013-08	MP3 400	SK-BTX14-BS
250cc	2010-08	BV Tourer 250	SK-BTX14-BS
	2013-07	MP3 250	SK-BTX14-BS
SUZUKI			
1300cc	2008	GSX1300BK B-King	SK-BTX12-BS
	2013-11	GSX1300R Hayabusa	SK-BTX12-BS
	2009-08	GSX1300R Hayabusa	SK-BTX12-BS
	2013-12	GSX1300R Hayabusa Limited Edition	SK-BTX12-BS
	2006-97	GSF 1200S Bandit	SK-BTX12-BS
1200cc	1998-95	GSX-R1100	SK-BTX12-BS
1000cc	2012	DL1000 V-Storm	SK-BTX14-BS
	2009-02	DL1000 V-Storm	SK-BTX14-BS
	2012	DL1000 V-Storm Adventure	SK-BTX14-BS
	2004-01	GSX-R1000	SK-BTX12-BS
	2007-03	SV1000/S	SK-BTX14-BS
900cc	2001-97	TL1000S	SK-BTX12-BS
	1997-95	RF900	SK-BTX9-BS
800cc	2013	C50 Boulevard	SK-BTX12-BS
	2009-08	C50 Boulevard	SK-BTX12-BS
	2014	C50 Boulevard B.O.S.S.	SK-BTX12-BS
	2013	C50 Boulevard SE	SK-BTX12-BS
	2009	C50 Boulevard SE	SK-BTX12-BS
	2008-05	C50B Boulevard	SK-BTX12-BS
	2008-06	C50C Boulevard	SK-BTX12-BS
	2013-11	C50T Boulevard	SK-BTX12-BS
	2009-05	C50T Boulevard	SK-BTX12-BS
	2012	C50T Boulevard Classic	SK-BTX12-BS
	2009-05	M50 Boulevard	SK-BTX12-BS
2007	M50 Boulevard Limited	SK-BTX12-BS	
2009	M50 Boulevard SE	SK-BTX12-BS	
2006-05	M50B Boulevard	SK-BTX12-BS	
2004-01	VL800 Intruder Volusia	SK-BTX12-BS	
2004-97	VZ800 Marauder	SK-BTX12-BS	
750cc	2006-98	GSX750F Katana	SK-BTX9-BS
	2006-96	GSX-R750	SK-BTX9-BS
	1995	GSX-R750 (MODEL P)	SK-BTX12-BS
	1995	GSX-R750 (MODEL R/S)	SK-BTX9-BS
650cc	2009-04	DL650 V-Storm	SK-BTX12-BS
	2013-11	DL650A V-Storm ABS	SK-BTX12-BS
	2009-07	DL650A V-Storm ABS	SK-BTX12-BS
	2013-12	DL650A V-Storm ABS Adventure	SK-BTX12-BS
	2013-11	DR650SE	SK-BTX9-BS
	2009-96	DR650SE	SK-BTX9-BS
	1995	DR650SES	SK-BTX12-BS
	2009-08	GSX650F	SK-BTX9-BS
	2013	SFV650	SK-BTX12-BS
	2008-03	SV650	SK-BTX12-BS
2008-07	SV650A ABS	SK-BTX12-BS	
2009-03	SV650S	SK-BTX12-BS	
2009-07	SV650SA ABS	SK-BTX12-BS	
600cc	2003-96	GSF600S Bandit	SK-BTX9-BS
	2006-98	GSX600F Katana	SK-BTX9-BS

POWER SPORTS Fitment Chart

MAKE/MODEL	YEAR	ENGINE	BATTERY
SUZUKI			
	2013-11	GSX-R600	SK-BTX9-BS
	2009-97	GSX-R600	SK-BTX9-BS
	1996-95	RF600	SK-BTX9-BS
400cc	2009-03	AN400 Burgman	SK-BTX9-BS
	2013-11	AN400 Burgman ABS	SK-BTX9-BS
	2009	AN400 Burgman ABS	SK-BTX9-BS
	2006-03	AN400 Burgman Type S	SK-BTX9-BS
TRIUMPH			
230cc	2010-04	Rocket III	SK-BTX20L-BS
	2009-06	Rocket III Classic	SK-BTX20L-BS
	2011-07	Rocket III Classic Tourer	SK-BTX20L-BS
	2013-11	Rocket III Roadstar	SK-BTX20L-BS
	2013-12	Rocket III Touring	SK-BTX20L-BS
1700cc	2011-10	Thunderbird 1700	SK-BTX20L-BS
	2013	Thunderbird Storm	SK-BTX20L-BS
	2013-12	Thunderbird Storm ABS	SK-BTX20L-BS
1600cc	2013	Thunderbird	SK-BTX20L-BS
	2011-10	Thunderbird	SK-BTX20L-BS
	2013-10	Thunderbird ABS	SK-BTX20L-BS
	2011	Thunderbird SE	SK-BTX20L-BS
	2011	Thunderbird Storm	SK-BTX20L-BS
1200cc	2003-00	Trophy 1200	SK-BTX14-BS
1050cc	2012-05	Speed Triple	SK-BTX12-BS
	2013-11	Speed Triple ABS	SK-BTX12-BS
	2013-12	Speed Triple R ABS	SK-BTX12-BS
	2013	Speed Triple SE	SK-BTX12-BS
	2010-05	Sprint ST	SK-BTX12-BS
1000cc	2013-11	Bonneville T100	SK-BTX12-BS
	2007-05	Bonneville T100	SK-BTX12-BS
	2012	Bonneville T100 110th Anniv. LE	SK-BTX12-BS
	2011	Bonneville T100 Jet Black	SK-BTX12-BS
955cc	2004-99	Daytona 955i	SK-BTX14-BS
	2004-99	Sprint ST	SK-BTX14-BS
	2010-09	Street Triple R	SK-BTX9-BS
865cc	2013-02	America	SK-BTX12-BS
	2011	America Classic	SK-BTX12-BS
	2013-11	Bonneville	SK-BTX12-BS
	2007-06	Bonneville	SK-BTX12-BS
	2013-11	Bonneville SE	SK-BTX12-BS
	2012	Bonneville Steve McQueen SE	SK-BTX12-BS
	2013-11	Scrambler	SK-BTX12-BS
	2007-06	Scrambler	SK-BTX12-BS
	2013-11	Speedmaster	SK-BTX12-BS
	2008-04	Thrupton	SK-BTX12-BS
800cc	2005-01	Bonneville	SK-BTX12-BS
	2011	Tiger 800	SK-BTX14-BS
	2013-11	Tiger 800 ABS	SK-BTX14-BS
	2011	Tiger 800 XC	SK-BTX14-BS
	2013-11	Tiger 800 XC ABS	SK-BTX14-BS
790cc	2010-03	Speedmaster	SK-BTX12-BS
675cc	2013-08	Daytona 675	SK-BTX9-BS
	2007-06	Daytona 675	SK-BTX9-BS
	2013-11	Daytona 675 R	SK-BTX9-BS
	2013-08	Street Triple 675	SK-BTX9-BS

MAKE/MODEL	YEAR	ENGINE	BATTERY
TRIUMPH			
	2013-11	Street Triple R	SK-BTX9-BS
650cc	2005	Daytona 650	SK-BTX9-BS
600cc	2004-03	Daytona 600	SK-BTX9-BS
	2006-02	Speed Four	SK-BTX9-BS
	2003-00	TT600	SK-BTX12-BS
VESPA			
300cc	2013-10	GTS 300	SK-BTX14-BS
	2013-09	GTS 300 Super	SK-BTX14-BS
	2013	GTS 300 Super Sport SE	SK-BTX14-BS
	2013-11	GTV 300	SK-BTX14-BS
250cc	2010	GTV 250	SK-BTX14-BS
VICTORY			
1635cc	2007	Kingpin	SK-BTX20L-BS
	2007-06	Vegas 8-Ball	SK-BTX20L-BS
	2007-06	Vegas Jackpot	SK-BTX20L-BS
1507cc	2003	Classic Cruiser	SK-BTX20L-BS
	2006-03	Touring Cruiser	SK-BTX20L-BS
	2002-98	V92C	SK-BTX20L-BS
	2002-01	V92C Deluxe	SK-BTX20L-BS
	2001-00	V92SC	SK-BTX20L-BS
	2002	V92TC	SK-BTX20L-BS
	2002	V92TC Deluxe	SK-BTX20L-BS
	2005-03	Vegas	SK-BTX20L-BS
1500cc	2005-04	Kingpin	SK-BTX20L-BS
	2005	Vegas 8-Ball	SK-BTX20L-BS
YAMAHA			
NUMBER			
1700cc	2007-04	XV1700A Road Star	SK-BTX20L-BS
	2007-04	XV1700 AM Road Star Midnight	SK-BTX20L-BS
	2007-04	XV1700AT Road Star Silverado	SK-BTX20L-BS
	2007-04	XV1700ATM Road Star Midnight Silverado	SK-BTX20L-BS
1600cc	2003-99	XV1600A Road Star	SK-BTX20L-BS
	2003-00	XV1600AS Road Star Midnight	SK-BTX20L-BS
	2003-99	XV1600AT Road Star Silverado	SK-BTX20L-BS
1300cc	2014-11	XV1300 Stryker	SK-BTX20L-BS
	2014-11	XV1300 V Star 1300	SK-BTX20L-BS
	2009-07	XV1300 V Star 1300	SK-BTX20L-BS
	2014-13	XV1300 V Star 1300 Deluxe	SK-BTX20L-BS
	2014-07	XV1300A V Star 1300 Tourer	SK-BTX20L-BS
	1998-96	XV1300A Royal Star	SK-BTX20L-BS
	2001-99	XV1300AL Royal Star Boulevard	SK-BTX20L-BS
	2000-96	XV1300AT Royal Star Tour Classic	SK-BTX20L-BS
	2009-05	XV1300CT Royal Star Tour Deluxe	SK-BTX20L-BS
	2001-97	XV1300CT Royal Star Tour Deluxe	SK-BTX20L-BS
	2007-06	XV1300CTM Royal Star Midnt Tour Deluxe	SK-BTX20L-BS
	2009-08	XV1300CTS Royal Star Tour Deluxe S	SK-BTX20L-BS
	2009-99	XV1300TF Royal Star Ventura	SK-BTX20L-BS
	2007-02	XV1300TFM Royal Star Midnight Venture	SK-BTX20L-BS
	2013-09	XV1300TFS Royal Star Venture S	SK-BTX20L-BS
1000cc	1995	FZR1000	SK-BTX14-BS
	1997	YZF1000	SK-BTX14-BS
750cc	1998-95	YZF750R	SK-BTX12-BS
600cc	1998-95	XJ600S Seca II	SK-BTX9-BS
	1995	XT600	SK-BTX9-BS
	2007-95	YZF600R	SK-BTX12-BS

POWER SPORTS Fitment Chart

MAKE/MODEL	YEAR	ENGINE	BATTERY	
UTILITY VEHICLES				
ARCTIC CAT				
1000cc	2014	Prowler XTZ 1000	SK-BTX30L	
	2013	Prowler XTZ 1000i	SK-BTX30L	
	2014-12	Wildcat 1000	SK-BTX30L	
	2014-13	Wildcat 1000 LTD	SK-BTX30L	
	2014-13	Wildcat 4 1000	SK-BTX30L	
	2014	Wildcat 4 Limited	SK-BTX30L	
	2014	Wildcat 4X	SK-BTX30L	
	2014-13	Wildcat x 1000	SK-BTX30L	
700cc	2014	Prowler HDX 700 Limited	SK-BTX30L	
	2013	Prowler HDX 700i	SK-BTX30L	
	2014	Prowler XTZ 700	SK-BTX30L	
	2013	Prowler XTZ 700i	SK-BTX30L	
550cc	2014	Prowler XT 550	SK-BTX30L	
	2013	Prowler XT 550i	SK-BTX30L	
500cc	2014	Prowler HDX500	SK-BTX30L	
	2014	Prowler HDX 500 Limited	SK-BTX30L	
	2014	Prowler HDX 500 XT	SK-BTX30L	
HONDA				
700cc	2013-09	MUV700 Big Red	SK-BTX14-BS	
	2014	SXS700M2 Pioneer 700	SK-BTX14-BS	
	2014	SXS700M4 Pioneer 700-4	SK-BTX14-BS	
KAWASAKI				
800cc	2014	KRT800 Teryx (Can.)	SK-BTX20L-BS	
	2014	KRT800 Teryx Camo (Can.)	SK-BTX20L-BS	
	2014	KRT800 Teryx LE (Can.)	SK-BTX20L-BS	
	2014	KRT800 Teryx4 (Can.)	SK-BTX20L-BS	
	2014	KRT800 Teryx4 Camo (Can.)	SK-BTX20L-BS	
	2014	KRT800 Teryx4 LE (Can.)	SK-BTX20L-BS	
	750cc	2009-08	KRF750 Teryx 4x4 (Can.)	SK-BTX14-BS
		2013-09	KRF750 Teryx FI 4x4 (Can.)	SK-BTX14-BS
		2013-08	KRF750 Teryx FI 4x4 LE (Can.)	SK-BTX14-BS
		2013	KRF750 Teryx FI 4x4 LE Camo (Can.)	SK-BTX14-BS
2012-11		KRF750 Teryx FI 4x4 LE SGE (Can.)	SK-BTX14-BS	
2009		KRF750 Teryx FI 4x4 LE Sport (Can.)	SK-BTX14-BS	
2013-09		KRF750 Teryx FI 4x4 Sport (Can.)	SK-BTX14-BS	
2009-08		KRF750 Teryx NRA Outdoors (Can.)	SK-BTX14-BS	
2012	KRT750 Teryx4 4x4 (Can.)	SK-BTX14-BS		
2013-12	KRT750 Teryx4 4x4 EPS (Can.)	SK-BTX14-BS		
2013	KRT750 Teryx4 4x4 EPS Camo (Can.)	SK-BTX14-BS		
2013-12	KRT750 Teryx4 4x4 EPS LE (Can.)	SK-BTX14-BS		
2012	KRT750 Teryx4 4x4 EPS LE Camo (Can.)	SK-BTX14-BS		
620cc	2008-01	KAF620 Mule 3000	SK-BTX20L-BS	
	2008-01	KAF620 Mule 3010 4x4	SK-BTX20L-BS	
	2008-05	KAF620 Mule 3010 Trans 4x4	SK-BTX20L-BS	
	2003-01	KAF620 Mule 3020	SK-BTX20L-BS	
	2014-09	KAF620 Mule 4010 4x4 (Can.)	SK-BTX20L-BS	
	2014-09	KAF620 Mule 4010 Trans 4x4 (Can.)	SK-BTX20L-BS	
KYMCO				
500cc	2014-09	UXV 500 4X4	SK-BTX20L-BS	
	2011-10	UXV 500 4X4 LE	SK-BTX20L-BS	
	2011	UXV 500 4X4 SE	SK-BTX20L-BS	
	2014-12	UXV 500i 4X4	SK-BTX20L-BS	
	2014	UXV 500i HE	SK-BTX20L-BS	

MAKE/MODEL	YEAR	ENGINE	BATTERY
KYMCO			
	2014-12	UXV 500i LE	SK-BTX20L-BS
	2013-12	UXV 500i SE	SK-BTX20L-BS
	2014-13	UXV 500i SP	SK-BTX20L-BS
	2014	UXV 500i TURF	SK-BTX20L-BS
POLARIS			
900cc	2013-12	Ranger RZR XP 4 900	SK-BTX30L
	2013-12	Ranger RZR XP 4 900 EPS LE	SK-BTX30L
	2013-11	Ranger RZR XP 900	SK-BTX30L
	2013	Ranger RZR XP 900 EPS LE	SK-BTX30L
	2013	Ranger RZR XP 900 EPS Walker Evans LE	SK-BTX30L
	2013	Ranger RZR XP 900 HO Jagged X Edition	SK-BTX30L
	2013-11	Ranger RZR XP 900 LE	SK-BTX30L
	2014	RZR 4 900 EPS LE	SK-BTX30L
	2014	RZR 900	SK-BTX30L
	2014	RZR 900 EPS LE	SK-BTX30L
800cc	2013-12	Ranger RZR 4 800	SK-BTX30L
	2013	Ranger RZR 4 800 EPS LE	SK-BTX30L
	2011	Ranger RZR 4 800 EPS Robby Gordon	SK-BTX30L
	2012	Ranger RZR 4 800 EPS Rob Gordon LE	SK-BTX30L
	2012-10	Ranger RZR 4 800 Gordon Edition	SK-BTX30L
	2013-09	Ranger RZR 800S	SK-BTX30L
	2013-12	Ranger RZR 800 S LE	SK-BTX30L
	2013	Ranger RZR S 800 EPS LE	SK-BTX30L
	2009	Ranger RZR S Military	SK-BTX30L
	2014	RZR 4 800 EPS LE	SK-BTX30L
700cc	2014	RZR S 800	SK-BTX30L
	2014	RZR S 800 EPS LE	SK-BTX30L
	2007	Ranger 4x4 700 EFI	SK-BTX30L
	2009-06	Ranger 6x6 700 EFI	SK-BTX30L
	2009-08	Ranger Crew 700	SK-BTX30L
	2009-05	Ranger XP 700	SK-BTX30L
500cc	2007-04	Ranger 4x4 500	SK-BTX30L
	2011-06	Ranger 4x4 500 EFI	SK-BTX30L
400cc	2010	Ranger 4x4 400	SK-BTX30L
170cc	2013-09	Ranger RZR 170	SK-BTX12-BS
	2014	RZR 170	SK-BTX12-BS
SUZUKI			
620cc	20050	QUV620F	SK-BTX20L-BS
ATV			
ARCTIC CAT			
450cc	2013	450 Core	SK-BTX20L-BS
	2014-11	XC 450i	SK-BTX20L-BS
425cc	2011	425	SK-BTX20L-BS
	2012	425i	SK-BTX20L-BS
400cc	2012	425i SE	SK-BTX20L-BS
	2008-04	DVX 400	SK-BTX9-BS
300cc	2007-06	DVX 400 TS	SK-BTX9-BS
	2014-10	300	SK-BTX12-BS
	2010	300 2x4 Auto	SK-BTX12-BS
	2014-09	DVX 300	SK-BTX12-BS
250cc	2009-06	250 2x4	SK-BTX12-BS
150cc	2008-06	DVX 250	SK-BTX12-BS
	2014-09	150 2x4	SK-BTX9-BS

POWER SPORTS Fitment Chart

MAKE/MODEL	YEAR	ENGINE	BATTERY	
BOMBARDIER				
800cc	2006	Outlander 800 HO EFI 4x4	SK-BTX20L-BS	
	2006	Outlander 800 HO EFI 4x4 XT	SK-BTX20L-BS	
	2006	Outlander Max 800 HO EFI 4x4	SK-BTX20L-BS	
	2006	Outlander Max 800 HO EFI 4x4 XT	SK-BTX20L-BS	
650cc	2006	Outlander 650 HO EFI 4x4	SK-BTX20L-BS	
	2006	Outlander 650 HO EFI 4x4 XT	SK-BTX20L-BS	
	2006	Outlander Max 650 HO EFI 4x4	SK-BTX20L-BS	
	2006	Outlander Max 650 HO EFI 4x4 XT	SK-BTX20L-BS	
400cc	2006-05	Outlander 400 HO 4x4	SK-BTX20L-BS	
	2006-03	Outlander 400 HO 4x4 XT	SK-BTX20L-BS	
	2006-04	Outlander Max 400 HO	SK-BTX20L-BS	
	2006-04	Outlander Max 400 HO XT	SK-BTX20L-BS	
250cc	2006	DS250	SK-BTX12-BS	
CAN-AM				
800cc	2010-07	Outlander 800 HO 4x4 EFI	SK-BTX20L-BS	
	2010-07	Outlander 800 HO 4x4 EFI XT	SK-BTX20L-BS	
	2014-11	Outlander 800R EFI	SK-BTX20L-BS	
	2014-13	Outlander 800R EFI DPS	SK-BTX20L-BS	
	2013-12	Outlander 800R EFI X mr	SK-BTX20L-BS	
	2011	Outlander 800R EFI X xc	SK-BTX20L-BS	
	2014-11	Outlander 800R EFI XT	SK-BTX20L-BS	
	2014-13	Outlander 800R EFI XT-P	SK-BTX20L-BS	
	2011-10	Outlander 800R EFI XT-P	SK-BTX20L-BS	
	2010-07	Outlander Max 800 HO EFI	SK-BTX20L-BS	
	2010-07	Outlander Max 800 HO EFI LTD	SK-BTX20L-BS	
	2010-07	Outlander Max 800 HO EFI XT	SK-BTX20L-BS	
	2012-11	Outlander Max 800R EFI	SK-BTX20L-BS	
	2014-13	Outlander Max 800R EFI DPS	SK-BTX20L-BS	
	2012-11	Outlander Max 800R EFI LTD	SK-BTX20L-BS	
	2014-11	Outlander Max 800R EFI XT	SK-BTX20L-BS	
	2014-10	Outlander Max 800R EFI XT-P	SK-BTX20L-BS	
	2010-07	Renegade 800	SK-BTX20L-BS	
	2010-08	Renegade 800 X	SK-BTX20L-BS	
	2011-10	Renegade 800 X xc	SK-BTX20L-BS	
	2014-11	Renegade 800R	SK-BTX20L-BS	
	2012	Renegade 800R EFI X xc	SK-BTX20L-BS	
	2014-13	Renegade 800R X xc	SK-BTX20L-BS	
650cc	2014-11	Outlander 650 EFI	SK-BTX20L-BS	
	2014-13	Outlander 650 EFI DPS	SK-BTX20L-BS	
	2014-11	Outlander 650 EFI XT	SK-BTX20L-BS	
	2011-10	Outlander 650 EFI XT-P	SK-BTX20L-BS	
	2010-07	Outlander 650 HO 4x4 EFI	SK-BTX20L-BS	
	2010-07	Outlander 650 HO 4x4 EFI XT	SK-BTX20L-BS	
	2014-13	Outlander 650 X mr	SK-BTX20L-BS	
	2014-11	Outlander Max 650 EFI	SK-BTX20L-BS	
	2014-13	Outlander Max 650 EFI DPS	SK-BTX20L-BS	
	2014-11	Outlander Max 650 EFI XT	SK-BTX20L-BS	
	202-10	Outlander Max 650 EFI XT-P	SK-BTX20L-BS	
	2010-07	Outlander Max 650 HO EFI	SK-BTX20L-BS	
	2010-07	Outlander Max 650 HO EFI XT	SK-BTX20L-BS	
	500cc	2014-11	Outlander 500 EFI	SK-BTX20L-BS
		2014-13	Outlander 500 EFI DPS	SK-BTX20L-BS
2014-11		Outlander 500 EFI XT	SK-BTX20L-BS	
2010-07		Outlander 500 HO 4x4 EFI	SK-BTX20L-BS	

MAKE/MODEL	YEAR	ENGINE	BATTERY
CAN-AM			
400cc	2010-07	Outlander 500 HO 4x4 EFI XT	SK-BTX20L-BS
	2010	Outlander 500 HO 4x4 EFI XT-P	SK-BTX20L-BS
	2014-13	Outlander Max 500 EFI	SK-BTX20L-BS
	2011	Outlander Max 500 EFI	SK-BTX20L-BS
	2014-13	Outlander Max 500 EFI DPS	SK-BTX20L-BS
	2014-11	Outlander Max 500 EFI XT	SK-BTX20L-BS
	2010-07	Outlander Max 500 HO EFI	SK-BTX20L-BS
	2010	Outlander Max 500 HO EFI LTD	SK-BTX20L-BS
	2010-07	Outlander Max 500 HO EFI XT	SK-BTX20L-BS
	2010	Outlander Max 500 HO EFI XT-P	SK-BTX20L-BS
	2014-08	Renegade 500	SK-BTX20L-BS
	2014-11	Outlander 400 EFI	SK-BTX20L-BS
	2014-11	Outlander 400 EFI XT	SK-BTX20L-BS
	2008-07	Outlander 400 HO	SK-BTX20L-BS
	2010-08	Outlander 400 HO EFI	SK-BTX20L-BS
250cc	2010-08	Outlander 400 HO EFI XT	SK-BTX20L-BS
	2008-07	Outlander 400 HO XT	SK-BTX20L-BS
	2014-11	Outlander Max 400 EFI	SK-BTX20L-BS
	2014-11	Outlander Max 400 EFI XT	SK-BTX20L-BS
	2008-07	Outlander Max 400 HO	SK-BTX20L-BS
	2010-08	Outlander Max 400 HO EFI	SK-BTX20L-BS
	2010-08	Outlander Max 400 HO EF XT	SK-BTX20L-BS
	2008-07	Outlander Max 400 HO XT	SK-BTX20L-BS
	2014-07	DS 250	SK-BTX12-BS
	CANNONDALE		
440cc	2003-02	Blaze 440	SK-BTX9-BS
	2003-02	Cannibal 440	SK-BTX9-BS
	2003	Glamis 440	SK-BTX9-BS
	2003-02	Moto 440	SK-BTX9-BS
	2003-02	Speed 440	SK-BTX9-BS
	2001	FX400	SK-BTX9-BS
E-TON			
250cc	2011-05	Vector 250R	SK-BTX12-BS
150cc	2011-05	Viper 150R	SK-BTX9-BS
400cc	2001-00	Yukon	SK-BTX9-BS
	2011	Yukon CXL 150	SK-BTX9-BS
	2010-02	Yukon II CXL 150	SK-BTX9-BS
2002-01	YXL 150	SK-BTX9-BS	
HONDA			
700cc	2009-08	TRX700XX	SK-BTX9-BS
680cc	2014-06	TRX680FA FourTrax Rincon	SK-BTX20L-BS
	2009-06	TRX680FGA FourTrax Rincon GPScape	SK-BTX20L-BS
650cc	2005-03	TRX650FA FourTrax Rincon	SK-BTX20L-BS
	2005-04	TRX650FGA FourTrax Rincon GPScape	SK-BTX20L-BS
500cc	2014-11	TRX500FA FourTrax Foreman Rubicon	SK-BTX14-BS
	2009-01	TRX500FA FourTrax Foreman Rubicon	SK-BTX14-BS
	2009-05	TRX500FE FourTrax Foreman 4x4 ES	SK-BTX14-BS
	2008-04	TRX500FGA FourTrax Foreman Rubicon GPScape	SK-BTX14-BS
	2009-05	TRX500FM FourTrax Foreman 4x4	SK-BTX14-BS
	2012-11	TRX500FPA FourTrax Foreman 4x4 AT w/PS	SK-BTX14-BS
	2009	TRX500FPA FourTrax Foreman 4x4 AT w/PS	SK-BTX14-BS
	2014-11	TRX500FPA FourTrax Foreman Rubicon w/PS	SK-BTX14-BS
	2009-07	TRX500FPE FourTrax Foreman 4x4 ES w/PS	SK-BTX14-BS
	2009-08	TRX500FPM FourTrax Foreman 4x4 w/PS	SK-BTX14-BS

POWER SPORTS Fitment Chart

MAKE/MODEL	YEAR	ENGINE	BATTERY
HONDA			
450cc	2006-05	TRX500TM FourTrax Foreman	SK-BTX14-BS
	2004-98	TRX450FE FourTrax Foreman ES	SK-BTX14-BS
420cc	2004-98	TRX450FM FourTrax foreman S	SK-BTX14-BS
	2014-09	TRX420FA Rancher AT	SK-BTX14-BS
	2013-07	TRX420FE FourTrax Rancher 4x4 ES	SK-BTX14-BS
	2014	TRX420FE FourTrax Rancher 4x4 ES	SK-BTX14-BS
	2013-07	TRX420FM FourTrax Rancher 4x4	SK-BTX14-BS
	2014	TRX420FM1 FourTrax Rancher 4x4	SK-BTX14-BS
	2014	TRX420FM2 FourTrax Rancher 4x4 w/ EPS	SK-BTX14-BS
	2014-09	TRX420FPA Rancher AT 4x4 w/PS	SK-BTX14-BS
	2013-09	TRX420FPE Rancher ES 4x4 w/PS	SK-BTX14-BS
	2013-09	TRX420FPM Rancher 4x4 w/PS	SK-BTX14-BS
400cc	2013-07	TRX420TE FourTrax Rancher ES	SK-BTX14-BS
	2014	TRX420TE1 FourTrax Rancher ES	SK-BTX14-BS
	2013-07	TRX420TM FourTrax Rancher	SK-BTX14-BS
	2014	TRX420TMI FourTrax Rancher	SK-BTX14-BS
	2008-09	TRX400EX Sportrax	SK-BTX9-BS
	2007-04	TRX400FA FourTrax Rancher AT	SK-BTX14-BS
	2007-04	TRX400FGA FourTrax Rancher AT GPScape	SK-BTX14-BS
	2003-95	TRX400FW Foreman 4x4	SK-BTX14-BS
	2014-12	TRX400X	SK-BTX9-BS
	2009	TRX400X	SK-BTX9-BS
350cc	2006-00	TRX350FE FourTrax	SK-BTX14-BS
	2006-00	TRX350FM FourTrax Rancher 4x4	SK-BTX14-BS
	2006-00	TRX350TE FourTrax Rancher ES	SK-BTX14-BS
	2006-00	TRX350TM FourTrax Rancher	SK-BTX14-BS
300cc	2000-95	TRX300 FourTrax	SK-BTX14-BS
	2008-95	TRX300EX Sportrax	SK-BTX9-BS
250cc	2000-95	TRX300FW FourTrax 4x4	SK-BTX14-BS
	2008-01	TRX250EX Sportrax	SK-BTX9-BS
	2014-11	TRX250TE FourTrax Recon ES	SK-BTX12-BS
	2009-02	TRX250TE FourTrax Recon ES	SK-BTX12-BS
	2014-11	TRX250TM FourTrax Recon	SK-BTX12-BS
	2009-97	TRX250TM FourTrax Recon	SK-BTX12-BS
200cc	2014-11	TRX250X	SK-BTX9-BS
	2009	TRX250X	SK-BTX9-BS
200cc	1997-95	TRX200D FourTrax Type II	SK-BTX12-BS
HYOSUNG			
450cc	2010-08	TE450S	SK-BTX9-BS
KAWASAKI			
750cc	2014-05	KVF750 Brute Force 4x4i	SK-BTX14-BS
	2014-12	KVF750 Brute Force 4x4i EPS	SK-BTX14-BS
700cc	2006-04	KVF700 Prairie 4x4	SK-BTX14-BS
650cc	2013	KVF650 Brute Force 4x4	SK-BTX14-BS
	2011-05	KVF650 Brute Force 4x4	SK-BTX14-BS
	2013-11	KVF650 Brute Force 4x4i	SK-BTX14-BS
	2009-06	KVF650 Brute Force 4x4i	SK-BTX14-BS
	2003-02	KVF650 Prairie 4x4	SK-BTX14-BS
400cc	2006-03	KFX400	SK-BTX9-BS
300cc	2014-12	KVF300 Brute Force	SK-BTX12-BS
KYMCO			
700cc	2014-13	MXU700i 4x4 IRS	SK-BTX20L-BS
	2014-13	MXU700i 4x4 IRS LE	SK-BTX20L-BS
500cc	2009-06	MXU500	SK-BTX20L-BS

MAKE/MODEL	YEAR	ENGINE	BATTERY	
KYMCO				
450cc	2014-12	MXU500 4x4 IRS	SK-BTX20L-BS	
	2011-10	MXU500 IRS	SK-BTX20L-BS	
	2014-12	MXU500i 4x4 IRS	SK-BTX20L-BS	
	2014-12	MXU500i 4x4 IRS LE	SK-BTX20L-BS	
	2014-12	Maxxer 450i 4x4	SK-BTX20L-BS	
	2008	Maxxer 300	SK-BTX12-BS	
300cc	2014-06	Mongoose 300	SK-BTX12-BS	
	2014-05	MXU300	SK-BTX12-BS	
250cc	2008	Maxxer 250	SK-BTX12-BS	
	2009-04	Mongoose 250	SK-BTX12-BS	
150cc	2009-04	MXU250	SK-BTX12-BS	
	2014-05	MXU150	SK-BTX9-BS	
POLARIS				
800cc	2014-12	Sportsman 800 6x6 Big Boss	SK-BTX30L	
	2013-05	Sportsman 800 EFI	SK-BTX30L	
	2011-09	Sportsman 800 EFI 6x6 Big Boss	SK-BTX30L	
	2007	Sportsman 800 EFI Deluxe	SK-BTX30L	
	2010-08	Sportsman 800 EFI HO	SK-BTX30L	
	2009-08	Sportsman 800 EFI Touring	SK-BTX30L	
	2009-07	Sportsman 800 EFI X2	SK-BTX30L	
	2007	Sportsman 800 EFI X2 Deluxe	SK-BTX30L	
	2008	Sportsman 800 HO EFI Military	SK-BTX30L	
	525cc	2011-07	Outlaw 525 IRS	SK-BTX9-BS
2010-08		Outlaw 525 S	SK-BTX9-BS	
500cc	2007-06	Outlaw 500	SK-BTX9-BS	
	2007-03	Predator 500	SK-BTX9-BS	
	2009-06	Sportsman 500 EFI	SK-BTX30L	
	2007	Sportsman 500 EFI Deluxe	SK-BTX30L	
	2010-08	Sportsman 500 EFI Touring	SK-BTX30L	
	2009-06	Sportsman 500 EFI X2	SK-BTX30L	
450cc	2007	Sportsman 500 EFI X2	SK-BTX30L	
	2010-08	Outlaw 450 MXR	SK-BTX9-BS	
200cc	2014-05	Phoenix 200	SK-BTX12-BS	
	2007-06	Sawtooth	SK-BTX12-BS	
SUZUKI				
450cc	2010-07	LT-A450X KingQuad Axi 4x4	SK-BTX14-BS	
400cc	2007-02	LT-A400 Eiger 2x4 Auto	SK-BTX14-BS	
	2007-02	LT-A400F Eiger 4x4 Auto	SK-BTX14-BS	
	2010-08	LT-A400F KingQuad AS	SK-BTX14-BS	
	2014-11	LT-A400F KingQuad Asi	SK-BTX14-BS	
	2007-02	LT-F400 Eiger 2x4	SK-BTX14-BS	
	2007-02	LT-F400F Eiger 4x4	SK-BTX14-BS	
	2010-08	LT-F400F KingQuad FS	SK-BTX14-BS	
	2014-11	LT-F400F KingQuad Fsi	SK-BTX14-BS	
	2013-12	LT-Z400 QuadSport Z	SK-BTX9-BS	
	2009-03	LT-Z400 QuadSport Z LE	SK-BTX9-BS	
	2012	LT-Z400 QuadSport Z LE	SK-BTX9-BS	
	250cc	2014-12	LT-F250 Ozark	SK-BTX12-BS
		2009-02	LT-F250 Ozark	SK-BTX12-BS
		2009-04	LT-Z250 QuadSport Z	SK-BTX9-BS
YAMAHA				
700cc	2014-07	YFM700 Grizzly FI 4x4 Auto	SK-BTX20L-BS	
	2014-07	YFM700 Grizzly FI 4x4 Auto EPS	SK-BTX20L-BS	
	2014-09	YFM700 Grizzly FI 4x4 Auto EPS SE	SK-BTX20L-BS	

POWER SPORTS Fitment Chart

MAKE/MODEL	YEAR	ENGINE	BATTERY
YAMAHA			
660cc	2008-02	YFM660F Grizzly 4x4	SK-BTX20L-BS
	2005-01	YFM660R Raptor	SK-BTX14-BS
600cc	2001-98	YFM600FW Grizzly 4x4	SK-BTX20L-BS
550cc	2014-09	YFM550 Grizzly FI 4x4 Auto	SK-BTX20L-BS
	2014-09	YFM550 Grizzly FI 4x4 Auto EPS	SK-BTX20L-BS
450cc	2014-11	YFM450 Grizzly 4x4 Auto	SK-BTX20L-BS
	2008-07	YFM450 Grizzly 4x4 Auto	SK-BTX20L-BS
	2014-11	YFM450 Grizzly 4x4 Auto EPS	SK-BTX20L-BS
	2010-09	YFM450 Grizzly 4x4 Auto IRS	SK-BTX20L-BS
	2006-03	YFM450F Kodiak Auto 4x4	SK-BTX20L-BS
400cc	2010-06	YFM450FX Wolverine 4x4	SK-BTX20L-BS
	2004-00	YFM400 Big Bear 2x4	SK-BTX20L-BS
	2006-00	YFM400 Big Bear 4x4	SK-BTX20L-BS
	2012-07	YFM400 Big Bear IRS 4x4	SK-BTX20L-BS
	2002-00	YFM400A Kodiak	SK-BTX20L-BS
300cc	2002-96	YFM400F Kodiak 4x4	SK-BTX20L-BS
	2014-12	YFM300 Grizzly Automatic	SK-BTX12-BS

PERSONAL WATERCRAFT

HONDA

1500cc	2009	AquaTrax F-15	SK-BTX20L-BS
	2009-08	AquaTrax F-15	SK-BTX20L-BS
	2008	AquaTrax F15X GPScape	SK-BTX20L-BS
1200cc	2007-02	AquaTrax F-12	SK-BTX20L-BS
	2007-02	AquaTrax F-12X	SK-BTX20L-BS
	2007-05	AquaTrax F-12X GPScape	SK-BTX20L-BS
	2006-04	AquaTrax R-12	SK-BTX20L-BS
	2007-03	AquaTrax R-12X	SK-BTX20L-BS

KAWASAKI

1500cc	2010-09	JT1500 STX	SK-BTX20L-BS
	2014-04	JT1500 STX-15F	SK-BTX20L-BS
	2008-07	JT1500 Ultra 250X	SK-BTX20L-BS
	2010-09	JT1500 Ultra 260LX	SK-BTX20L-BS
	2010-09	JT1500 Ultra 260X	SK-BTX20L-BS
	2013-11	JT1500 Ultra 300 LX	SK-BTX20L-BS
	2013-11	JT1500 Ultra 300 X	SK-BTX20L-BS
	2014	JT1500 Ultra 310LX	SK-BTX20L-BS
	2014	JT1500 Ultra 310R	SK-BTX20L-BS
	2014	JT1500 Ultra 310X	SK-BTX20L-BS
1200cc	2014	JT1500 Ultra 310X SE	SK-BTX20L-BS
	2014-07	JT1500 Ultra LX	SK-BTX20L-BS
	2005-99	JH200 Ultra 150	SK-BTX20L-BS
	2005-02	JT1200 1200STX-R	SK-BTX20L-BS
	2007-03	JT1200 STX-12F	SK-BTX20L-BS
1100cc	2003-96	JH1100 1100ZXi	SK-BTX20L-BS
	2004-01	JH1100 Ultra 130	SK-BTX20L-BS
	1999-97	JT1100 1100STX	SK-BTX20L-BS
	2003-00	JT1100 1100STX D.I.	SK-BTX20L-BS
900cc	1997-95	JH900 900ZXi	SK-BTX20L-BS
	2002-01	JT900 900STS	SK-BTX20L-BS
	2006-97	JT900 900STX	SK-BTX20L-BS
800cc	2011-03	JS800 800 SX-R	SK-BTX20L-BS
750cc	1997-95	JH750 750ZXi	SK-BTX20L-BS
	1996-95	JS750 750SXi	SK-BTX20L-BS
	2002-98	JS750 SXI Pro	SK-BTX20L-BS

MAKE/MODEL	YEAR	ENGINE	BATTERY
KAWASAKI			
	1998	JT750 750STX	SK-BTX20L-BS
	1997-96	JT750 STS	SK-BTX20L-BS

SNOWMOBILE

POLARIS

750cc	2006	FS Classic	SK-BTX20L-BS
	2009-07	FS IQ Touring	SK-BTX20L-BS
	2006	FS Touring	SK-BTX20L-BS
	2006	FST Classic	SK-BTX20L-BS
	2007	FST IQ	SK-BTX20L-BS
	2008-07	FST IQ Cruiser	SK-BTX20L-BS
	2007	FST IQ LX	SK-BTX20L-BS
	2007-06	FST SwitchBack	SK-BTX20L-BS
	2006	FST Touring	SK-BTX20L-BS
	2008	IQ Turbo LX	SK-BTX20L-BS
	2008	Turbo Dragon	SK-BTX20L-BS
	2011	Turbo IQ	SK-BTX20L-BS
	2011	Turbo IQ LX	SK-BTX20L-BS
	2010	Turbo LX	SK-BTX20L-BS

SKI-DOO

1500cc	2004	Elite	SK-BTX30L
--------	------	-------	-----------

YAMAHA

1050cc	2014-13	RS10 RS Venture TF	SK-BTX20L-BS
1000cc	2014-08	FX10 FX Nytro	SK-BTX20L-BS
	2014-12	FX10M FX Nytro MTX 153	SK-BTX20L-BS
	2014-12	FX10M FX Nytro MTX 162	SK-BTX20L-BS
	2011-10	FX10M FX Nytro MTX SE 153	SK-BTX20L-BS
	2010-08	FX10MT FX Nytro MTX	SK-BTX20L-BS
	2008	FX10MTR FX Nytro MX	SK-BTX20L-BS
	2008	FX10MTRA FX Nytro MTX 40th Anniv	SK-BTX20L-BS
	2011-10	FX10MTS FX Nytro MTX SE 162	SK-BTX20L-BS
	2008	FX10RT FX Nytro RTX Non-Reverse	SK-BTX20L-BS
	2013-08	FX10RTR FX Nytro RTX	SK-BTX20L-BS
	2008	FX10RTRA FX Nytro RTX 40th Anniv	SK-BTX20L-BS
	2010-09	FX10RTRS FX Nytro RTX SE	SK-BTX20L-BS
	2012-09	FX10XT FX Nytro XTX	SK-BTX20L-BS
	2014-13	FX10XT FX Nytro XTX 1.75	SK-BTX20L-BS
	2005	RX10 RX-1	SK-BTX14-BS
	2004-03	RX10 RX-1	SK-BTX20L-BS
	2010-06	RX10GT Apex GT	SK-BTX14-BS
	2008	RX10GTA Apex GT 40th Anniv	SK-BTX14-BS
	2010-08	RX10LT Apex LTX	SK-BTX14-BS
	2008-08	RX10LTGT Apex LTX GT	SK-BTX14-BS
2008	RX10LTGTA Apex LTX GT 40th Anniv	SK-BTX14-BS	
2007-06	RX10M Apex Mountain	SK-BTX14-BS	
2005	RX10M RX-1 Mountain	SK-BTX14-BS	
2004-03	RX10M RX-1 Mountain	SK-BTX20L-BS	
2007	RX10MS Apex Mountain SE	SK-BTX14-BS	
2005	RX10MS RX-1 Mountain LE	SK-BTX14-BS	
2004-03	RX10MNS RX-1 Mountain LE	SK-BTX20L-BS	
2010-08	RX10MT Apex MTX	SK-BTX14-BS	
2008	RX10MTA Apex MTX SE 40th Anniv	SK-BTX14-BS	
2014-11	RX10PS Apex SE	SK-BTX14-BS	
2014-11	RX10PX Apex XTX	SK-BTX14-BS	
2014-08	RX10R Apex	SK-BTX14-BS	

POWER SPORTS Fitment Chart

MAKE/MODEL	YEAR	ENGINE	BATTERY
YAMAHA			
	2007-06	RX10R Apex ER	SK-BTX14-BS
	2005-03	RX10R RX-1 ER	SK-BTX20L-BS
	2005-03	RX10RS RX-1 ER LE	SK-BTX20L-BS
	2009	RX10RT Apex RTX	SK-BTX14-BS
	2007-06	RX10RT Apex RTX	SK-BTX14-BS
	2008-07	RX10RTR Apex RTX ER	SK-BTX14-BS
	2004-03	RX10S RX-1 LE	SK-BTX20L-BS
	2007-06	RXW10 Attack	SK-BTX14-BS
	2005-04	RXW10 RX Warrior	SK-BTX20L-BS
	2007	RXW10GT Attack GT	SK-BTX14-BS
	2005-04	RXW10S RX Warrior LE	SK-BTX20L-BS
	2014-06	VK10 Viking Professional	SK-BTX20L-BS
900cc	2007	RS Venture GT	SK-BTX20L-BS
	2006-05	RS90 RS Vector	SK-BTX20L-BS
	2011-06	RS90GT Vector GT	SK-BTX20L-BS
	2008	RS90GTA RS Vector 40th Anniv	SK-BTX20L-BS
	2014-12	RS90LT RS Vector LTX	SK-BTX20L-BS
	2009-08	RS90LT RS Vector LTX	SK-BTX20L-BS
	2009	RS90LTGT RS Vector LT GT	SK-BTX20L-BS
	2011-08	RS90LTGT RS Vector LTX GT	SK-BTX20L-BS
	2007-05	RS90M RS Vector Mountain	SK-BTX20L-BS
	2007-06	RS90MS RS Vector Mountain SE	SK-BTX20L-BS
	2007-06	RS90N Nytro	SK-BTX20L-BS
	2007-06	RS90NR Nytro ER	SK-BTX20L-BS
	2014-12	RS90R RS Vector	SK-BTX20L-BS
	2009-08	RS90R RS Vector	SK-BTX20L-BS
	2007-05	RS90R RS Vector ER	SK-BTX20L-BS
	2007-05	RSG90 RS Range	SK-BTX20L-BS
	2007	RSG90GT RS Rage GT	SK-BTX20L-BS
	2014-05	RST90 RS Venture	SK-BTX20L-BS
	2014-07	RST90GT RS Venture GT	SK-BTX20L-BS
500cc	2007	PZ50FX Phazer FX	SK-BTX14-BS
	2013-07	PZ50GT Phazer GT	SK-BTX14-BS
	2008-07	PZ50MT Phazer Mountain Lite	SK-BTX14-BS
	2014-09	PZ50MT Phazer MTX	SK-BTX14-BS
	2014-08	PZ50RTX Phazer RTX	SK-BTX14-BS
	2013-07	PZ50VT Venture Lite	SK-BTX14-BS
	2014	PZ50XT Phazer XTX	SK-BTX14-BS
	2014-13	RPZ50 Venture MP	SK-BTX14-BS

MAKE/MODEL	YEAR	ENGINE	BATTERY
------------	------	--------	---------