



Time Tested • Time Proven



## PRODUCT CATALOG

Towing and  
Suspension Solutions

## Contents

Tow bars .....	2-6
Nighthawk® .....	2
Sterling® All-Terrain .....	3
All-Terrain™ tow bars .....	4
Falcon 2® .....	5
StowMaster® .....	6
Combo Kits .....	7
Baseplates .....	8-9
Supplemental braking .....	10-18
InvisiBrake® .....	12-13
Even Brake® .....	14
BrakeMaster® .....	15
Second Vehicle Kits .....	16
Second Motorhome Kits .....	16
Accessories .....	17-18
Safety cables .....	19
Electrical .....	20-22
Covers .....	23
Protection and storage .....	24-25
Tow bar adapters .....	26
Towing accessories .....	27
Pins and clips .....	28
Hitch accessories .....	29-30
Spare tire carriers .....	30
Tow dolly .....	31
Fifth wheel hitches .....	32
Trailer/fifth wheel ride control .....	33
Suspension systems .....	34-36
Anti-sway bars .....	35
Steering stabilizers .....	36
TruTrac bars .....	36
Care and cleaning .....	37
Wheelmasters .....	38-41

# MADE IN THE USA

Roadmaster takes great pride in designing, engineering, and manufacturing our core products — right here in the USA. Some build overseas; some 'assemble in America.' But very few companies in our industry actually handcraft products from raw steel to finished goods like Roadmaster.

## There IS a difference.



Tow Bars



Braking Systems



Suspension Solutions

## Our Promise to You

- Superior customer service. Superior products.
- Unsurpassed strength through computerized and physical testing.
- Easiest-to-use, longest-lasting, and most trouble-free.
- The leader in tow bar innovation
- A true American manufacturer

Time Tested



Time Proven

The basics of towing...

# What to know before you tow

There are four major components to any towing system — the tow bar, the baseplate, supplemental brakes and towing accessories.

ROADMASTER offers a wide range of product choices within each category. Each designed, tested and manufactured to make every aspect of your towing experience safe and pleasurable.

**Important** — Before towing any vehicle, consult your owner's manual to be sure your vehicle can be towed with all four wheels on the ground without damage to the transmission. Some vehicles can be towed as is, but others may require a transmission lube pump system or driveshaft disconnect.

## Step 1

### Select a tow bar

If you select the tow bar method of towing, you must choose either a motorhome-mounted tow bar or a car-mounted tow bar.

#### Motorhome-mounted...

This type of tow bar inserts into the two-inch receiver and is stored on the back of the motorhome.



Motorhome-mounted bars are preferred because they never have to be lifted off the front of the towed vehicle and you always have a built-in spot for storage on your motorhome.

#### ...or car-mounted?

This type of tow bar is stored on the front of your towed vehicle.



Designed for simplicity and ease of use, they can be detached and lifted off the vehicle for storage in a trunk or cargo bin.

## Step 2

### Baseplate

Regardless of the type of tow bar you choose, a tow bar baseplate will be required. It's custom-designed to fit your specific tow vehicle.

Most baseplates have arms that can be removed in seconds. No ugly steel hanging off the front of the vehicle.



### Tow bar...

A tow bar is by far the most common method of towing. It allows for the quickest connection to the motorhome; plus, it's lightweight, easy to handle and simple to store.



### ...or tow dolly?

A tow dolly is ideal for those who want to tow multiple vehicles without installing a tow bar or baseplate on each one.



## Step 3

### Supplemental brakes

Supplemental brakes are required in most states, and for an excellent reason — the laws of physics. At highway speeds or during a panic stop, the inertia of a towed vehicle's weight significantly increases stopping distance.

Often, the difference between a severe accident and a close call is just a few feet. Supplemental braking systems are designed to stop the towed vehicle-motorhome combination in about the same distance as the motorhome alone.

There are several ROADMASTER systems to choose from, offering you the widest choice of any manufacturer.



## Step 4

### Safety equipment and accessories

Required by law in almost every state, safety cables (A) attach to both your towed vehicle and your motorhome as a secondary security device. Your towed vehicle must also be wired for functioning turn signals and taillights while in tow. A wiring kit with diodes (B) or bulbs and sockets (C) safely connects the two vehicles' electronics.

A power cord (D) is necessary to conduct the lighting signals from the motorhome to the towed vehicle.

These items can be purchased separately or you can purchase a Combo Kit similar to the one shown here, which also includes a tow bar cover (E) and other common accessories, matched to your tow bar (kit contents vary).

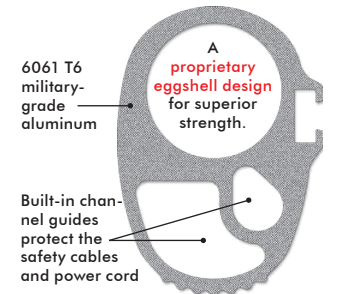




# The world's strongest



non-binding tow bar



**T**he Nighthawk® is a non-binding, aluminum alloy tow bar designed exclusively for ROADMASTER's Direct-Connect baseplates (see page 9), with the longest tow bar arms ever produced, for maximum stability and better towing characteristics.

The Nighthawk is a clean, sleek looking tow bar. Unique to the Nighthawk is a dazzling row of amber LEDs along each tow bar arm that illuminate with the motorhome's lights. The 300-lumen LEDs add safety and convenience to nighttime towing — what was the darkest portion of the towing system is now easily visible to other drivers. The LEDs provide ample lighting for hooking up in the dark.

- Non-binding Freedom Latch™ (see page 4) — disconnects first time, every time.
- Includes the safety cables and power cord. Both are coiled at the motorhome end to extend their reach and keep them off the pavement.
- Solid stainless steel inner arms and self-lubricating nylatron bushings — for smooth, trouble-free operation
- Built-in channel guides — protect the safety cables and the power cord
- Pinless storage latch — easily folds and stores. No pin to lose or holes to line up. Fold the tow bar and it automatically locks in place.
- Black powder coat finish — attractive, durable and textured for easy grip

## Nighthawk

*For those who want the very best.*

**676 Nighthawk tow bar** — weighs 35 pounds. 8,000-pound weight capacity. Includes safety cables and a six-wire power cord with a 6-wire plug and a 7-wire plug

**677 Nighthawk tow bar** (fits Blue Ox baseplates)

**9284-2 Nighthawk Combo Kit** (the accessories you need, matched to your Nighthawk tow bar — see page 7)

*Note: The Nighthawk is designed for Direct-Connect baseplates. Part number 910021-00 is required to adapt the Nighthawk to Crossbar-Style baseplates.*



A row of embedded LEDs along each tow bar arm provides a blanket of illumination around the tow bar, increasing safety and making it easier to connect/disconnect in the dark.


# aluminum tow bars!



Made in the U.S.A.

## LENGTH, STRENGTH, STABILITY

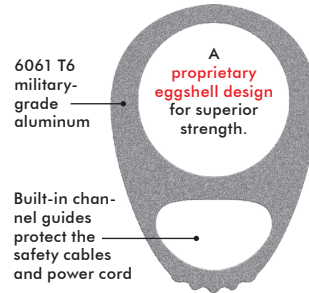
Since day one,  
the longest arms  
in the industry for  
superior stability



shown:  
Nighthawk

For decades, Roadmaster has made tow bars that are the easiest to use and release in the industry. We also have been making tow bars with the longest arms on the market, giving you the most stability available and the most space between your car and RV for tighter turns.

For the tow bars with the longest list of features and the highest level of craftsmanship and quality, look no further than Roadmaster, the industry leader in tow bar technology.



6061 T6  
military-  
grade  
aluminum

A  
proprietary  
eggshell  
design  
for superior  
strength.

Built-in chan-  
nel guides  
protect the  
safety cables  
and power cord



ROADMASTER  
**Sterling**  
**ALL-TERRAIN**  
NON-BINDING TOW BAR

The **Sterling All-Terrain** was designed, tested and manufactured to the highest standards —

- Weighs just 35 pounds, yet pulls up to four tons. Steel and stainless steel at every critical point ensure superior strength and structural integrity.
  - An eggshell design, unique to the Sterling All-Terrain and the Nighthawk distributes pressure throughout the tow bar, making them the world's strongest aluminum tow bars.
  - The Sterling All-Terrain is easy to connect, and its solid stainless steel inner arms telescope, center and automatically lock as you pull away. Once you've reached your destination, a unique storage lock secures the tow bar in its stored position.
  - The Sterling All-Terrain comes complete with safety cables and power cord. Both are routed through a channel for added safety, convenience and a clean, uncluttered appearance.
  - Beyond its many performance features, the Sterling All-Terrain is aesthetically pleasing — its stainless steel, metal-flake, powder-coated finish and sleek design complement your motorhome and your towed vehicle.
- Other performance and convenience features include:
- Freedom Latch™ (see page 4) — disconnects first time, every time
  - Nylatron bushings eliminate metal-on-metal friction for longevity and a smoother ride
  - Solid stainless steel inner arms — for smooth, trouble-free operation
  - Channel guides — support and protect the included safety cables and power cord
  - Pinless storage latch — easily folds and stores. No pin to lose or holes to line up. Fold the tow bar and it automatically locks in place.

## Sterling All-Terrain

For those who like all the bells and whistles.

- 576 Sterling All-Terrain tow bar**  
8,000-pound weight capacity motorhome-mounted tow bar — weighs 35 pounds. Includes safety cables and a 6-wire power cord with one 6-wire plug and one 7-wire plug
- 586 Sterling All-Terrain tow bar** (fits Blue Ox baseplates)
- 9284-2 Sterling All-Terrain Combo Kit** (the accessories you need, matched to your Sterling All-Terrain tow bar — see page 7)

# ALL-TERRAIN™

Non-binding tow bars  
with the patented Freedom Latch,  
storage latch and built-in channel guides

## Falcon® All-Terrain

Our best-selling tow bar. Simple. Durable. Time-tested. Proven.

- 522 Falcon All-Terrain tow bar** — 6,000-pound weight capacity  
Motorhome-mounted tow bar — weighs 38 pounds
- 527 Falcon All-Terrain tow bar** (fits Blue Ox baseplates)
- 9243-1 Falcon All-Terrain Combo Kit\***

## BlackHawk® 2 All-Terrain

For heavy-duty, hard-core, serious towers.

- 422 BlackHawk 2 All-Terrain tow bar** — 10,000-pound weight capacity  
Motorhome-mounted tow bar — weighs 42 pounds
- 427 BlackHawk 2 All-Terrain tow bar** (fits Blue Ox baseplates)
- 9243-3 BlackHawk 2 All-Terrain Combo Kit\***

\* Contains the accessories you need, matched to your All-Terrain tow bar — see page 7.



- ### Exclusive features
- **Patented one-step storage latch**  
Fold the tow bar toward the motorhome and it will "click," automatically locking in place.
  - **Built-in channel guides**  
The safety cables and power cord can be routed through built-in channel guides for protection against damage or dragging and for a clean, uncluttered look.
  - **Solid stainless steel inner arms**  
For smooth, trouble-free operation and easy maintenance. Stainless steel looks better, lasts longer and prevents corrosion that binds — Roadmaster tow bars are the most rust-free in the industry.
  - **Longest tow bar arms available**  
Each telescoping inner arm measures over 50 inches in length and can be extended or retracted independently, as well as rotated 45° horizontally. That range of motion means there's no wasted time lining up your towed vehicle to connect it — just extend, retract or rotate each tow bar arm as necessary. You can't say this about many things in life but connecting Roadmaster tow bars is just like horseshoes — "close" is good enough. Longer arms also extend the turning radius, making maneuvering in and out of gas stations and campgrounds easier.
  - **Metal-flake powder-coat finish**  
This finish exceeds all 500-hour salt spray, extreme weather and high-impact standards.
  - **Self-aligning design**  
Just hook up and drive away — the tow bar arms automatically extend, self-center and lock into position.

## Freedom Latch™ non-binding technology

No more binding!

A patented cam design inside the Freedom Latch transforms linear motion into rotary motion at a 400-to-1 ratio — five pounds of force against the latch equals 2,000 pounds of force against the lock. So you'll never have to straighten and align your towed vehicle to release the tow bar — Freedom Latches release at any angle or bind. First time, every time. After all, who's on vacation here — you, or your tow bar?





**ROADMASTER**  
**Falcon 2**<sup>®</sup>  
*Time-Tested, Proven, Reliable!*

**6,000 pound weight capacity motorhome-mounted tow bar**

- The use of stainless steel in virtually every moving component allows for smooth, trouble-free operation and prevents corrosion that binds.
- Autowlok locking mechanism — allows both tow bar arms to extend or retract for a quick connection. Then, as you drive away, the arms self-center and automatically lock.
- A patented latching mechanism ensures secure, easy storage on your RV.
- One-person quick connect and disconnect in seconds
- Solid stainless steel inner arms for smooth, trouble-free operation.
- A lustrous, high-tech powder coat finish for maximum durability



**Falcon 2**

*Feature-rich but budget-minded.*

- 520** Falcon 2 tow bar — weighs 37 pounds
- 525** Falcon 2 tow bar (fits Blue Ox baseplates)
- 9243-1** Falcon 2 Combo Kit\*
- 055-3** Falcon 2 tow bar cover
- 066** Release tool — aids in unlocking tow bar arms when bound — not necessary with any All-Terrain tow bar, or the Nighthawk tow bar

\* Contains the accessories you need, matched to your tow bar — see page 7.



Time Tested • Time Proven



**Easy-to-use!**

One person can easily connect or disconnect the Falcon 2 in seconds.



**Patented Storage Latch**

The patented Storage Latch makes storing the Falcon 2 tow bar a snap! Simply fold the tow bar toward the motorhome and it will “click,” automatically locking in place.



**Autowlok® System**

Stainless steel arms and Autowlok System for smoother and easier hookups and disconnects.

# STOWMASTER®

America's Best-Selling Car-Mounted Tow Bar



## 6,000-pound weight capacity car-mounted tow bar

- Stainless steel in virtually every moving component for smooth, trouble-free operation.
- Autowlok locking mechanism — allows both tow bar arms to extend or retract for a quick connection. Then, as you drive away, the arms self-center and automatically lock.
- Full-length safety crossbar — a full-length angle iron brace is integrated into the rear of the bar for maximum strength.
- Self-lubricating nylon bushings eliminate friction between the inner and outer arms. Other tow bars use steel on steel.
- Plug-welded arms — steel plugs seal both ends of the tow bar, preventing corrosion from moisture and debris.
- A lustrous, powder-coated finish for maximum durability.



- 501** StowMaster tow bar with 2" coupler — weighs 48 pounds
- 504** StowMaster tow bar with 2-5/16" coupler
- 581** StowMaster tow bar with 2½" pintle ring — weighs 48 pounds
- 583** StowMaster tow bar with 3" pintle ring
- 9252** StowMaster Combo Kit\*
- 066** Release tool — aids in unlocking tow bar arms when bound — not necessary with any All-Terrain tow bar, or the Nighthawk tow bar



581 shown

StowMaster mounts on the towed vehicle and can be easily removed in seconds!

*Note: StowMaster will not fit 'direct-connect' style baseplates.*



### Autowlok® System

The Autowlok System makes StowMaster an easy, one-person hookup and disconnect!

### Full-length safety strap

Although you may never need it, ROADMASTER has built a safety strap into the StowMaster that will prevent the separation of the tow bar in the unlikely event the primary lock should not function. Peace of mind built right in.

## TRACKER®

The safest, strongest, easiest, most durable, trouble-free, 5,000-pound rated, A-frame tow bar manufactured...

**BAR NONE!**



### 020 Tracker tow bar —

weighs 20 pounds and fits standard 2" ball

*Note: an optional set of quick-disconnects (part number 201) is necessary to remove the front extensions. Tracker will not fit 'direct-connect' style baseplates.*

\* Contains the accessories you need, matched to your StowMaster tow bar — see page 7.

## At-a-glance tow bar features

Tow Bar	Feature											Type of Mount		Capacity
	Freedom Latch™	Autowlok™ Latch	Collapses for Storage	Pinless Storage Latch	Built-in Cable Guide	Multi-Axis Swivel Control	Stainless Steel Inner Arms	Made from	Powder-Coated Finish	Computer-Designed and -Tested	Made in the U.S.A.	Motorhome-Mounted	Vehicle-Mounted	
Nighthawk	X		X	X	X	X	X	aluminum	X	X	X	X		8,000
Sterling All-Terrain	X		X	X	X	X	X	aluminum	X	X	X	X		8,000
Falcon All-Terrain	X		X	X	X	X	X	steel	X	X	X	X		6,000
BlackHawk 2 All-Terrain	X		X	X	X	X	X	steel	X	X	X	X		10,000
Falcon 2		X	X	X		X	X	steel	X	X	X	X		6,000
StowMaster 501 (with coupler)		X	X				X	steel	X	X	X		X	6,000
StowMaster 581 (with pintle ring)		X	X				X	steel	X	X	X		X	6,000
Tracker			X					steel	X	X	X		X	5,000



# Combo Kits

## Tow bars, you've met your match.

Combo Kits contain the accessories you need, matched to your ROADMASTER tow bar.



shown: 9243-1

## NOW INCLUDES BULBS AND SOCKETS!

### Wire the car to your preference!

Your Combo Kit includes a seven-wire plug. Why? Because most motorhomes are now equipped with seven-wire sockets.

The plug is already attached to one end of the power cord, which will simplify the installation for the majority of our customers.

(Since the Sterling All-Terrain and Nighthawk tow bars come with power cords, their Combo Kit does not include one).



Each Combo Kit contains:

#### Electrical components —

- A wiring kit with four Hy-Power diodes and bulbs and sockets
- A power cord to connect electricity between the vehicles, with a 7-wire plug for the motorhome (attached) and a plug and socket for the towed vehicle (Since the Sterling All-Terrain and Nighthawk tow bars come with power cords, their Combo Kit does not include one.)
- A bracket to mount the power cord socket
- A pair of safety cables rated at 6,000-, 8,000- or 10,000-pound capacity, depending on the model you choose — see below (Sterling and Nighthawk tow bars include safety cables, so their Combo Kit does not include them).
- Two or three (9252) case-hardened padlocks (keyed alike) for added security
- A marine-grade vinyl cover (see page 23) to protect your tow bar
- A marine-grade vinyl storage bag (see below) — for all your towing accessories

#### 9284-2 Combo Kit for Sterling All-Terrain and Nighthawk

Does not include safety cables or power cord; does include a receiver hitch lock and LubeMaster silicone spray

#### 9252 Combo Kit for StowMaster —

With 6k-rated coiled safety cables and coiled power cord

#### 9243-1 Combo Kit for Falcon 2 and Falcon All-Terrain —

With 8k-rated coiled-to-straight safety cables and coiled-to-straight power cord

#### 9243-3 Combo Kit for BlackHawk 2 All-Terrain —

With 10k-rated straight safety cables and straight power cord

#### ROADMASTER tow bag

Keep your towing accessories in one place and keep dirt and grime out of your car or motorhome. A great way to store safety cables, the power cord and other small accessories. Made from marine-grade vinyl, with a hook and loop closure.

#### 056 Tow bag

(approximate size: 10" w x 14" h)



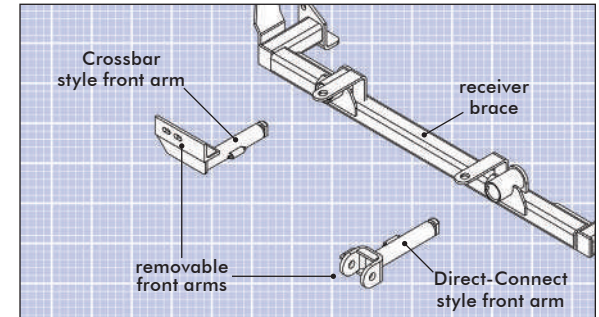
# Baseplates

## Roadmaster baseplates are the strongest, safest and easiest to install.

- **A better design** — our baseplates are integrated into the frame and undercarriage of the vehicle, connecting to existing holes and fasteners wherever possible, for a quick, easy installation by your local professional.
- **Easier installation** — our baseplates are 30 percent quicker to install, on average, than other brands — there are fewer components to unbolt or remove and fewer holes to drill.
- **Computer-tested** — every baseplate design is subjected to computer-simulated “Finite Element Analysis” (see below) to ensure structural integrity and maximum strength.
- **Custom fit** — every baseplate is custom-made to fit a specific vehicle or range of vehicles.
- **We have the baseplate for your car** — we have more than

1,500 different baseplates available (far more than any other company) — which fit nearly every towable vehicle made during the last 25 years.

- **Baked-on finish** — every baseplate is powder coated. In this process, charged particles of pigment are baked into the surface of the baseplate. They fuse to the metal to form a lustrous, uniform and extremely durable finish.



An engineering drawing shows the ‘hidden’ front arms (see page 9) and a portion of the receiver brace, which is attached behind the fascia. Every ROADMASTER baseplate is a custom design.

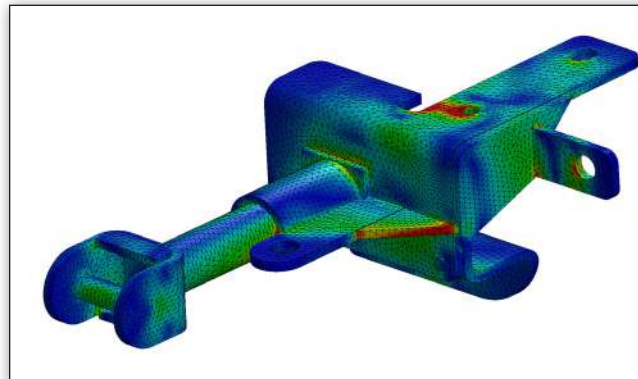


## What is ‘FEA?’

ROADMASTER’s computerized testing method is called “FEA,” which stands for “Finite Element Analysis.”

If that sounds complicated, that’s because it is — FEA is the same method NASA engineers use to test their new designs. The automotive and biomedical industries, among others, also use finite element analysis.

Every FEA design is displayed as a full-scale, three-dimensional object, which engineers can rotate and study on the screen as they apply extreme forces across the load-bearing components.



Color-coded stress point visualizations are just one facet of FEA stress testing we use to ensure safety of our baseplates.

Stress in the steel is pinpointed and the design is manipulated to remove it.

The result is an optimized design, in both materials and components, which has been tested and verified at maximum linear strain — the strongest, safest and easiest-to-use baseplates and tow bars in the industry.

ROADMASTER was the first towing products manufacturer to use computerized stress testing — as well as “real world” physical testing — on our tow bars and baseplates to ensure structural integrity, longevity and the safety of your family.

# 'Hidden' Baseplates



Now you see 'em...



...Now you don't!

**R**OADMASTER baseplates have been manufactured with front arms that are easily removed when the vehicle isn't being towed — Now you see 'em...now you don't!

## MADE IN THE USA. THERE IS A DIFFERENCE.

Each of our baseplates is created from raw steel at our manufacturing facility in Vancouver, WA.

### Why does this matter?

Roadmaster takes great pride in designing, testing and manufacturing our products in America. Some build overseas, some 'Assemble in America.' But few take their products from raw steel and craft them into finished products like we do.

Quality craftsmanship ensures a beautiful, long-lasting, safe and easy-to-use product.

## Which baseplate style is right for you?


### Direct-Connect

This style allows you to connect your tow bar directly to the baseplate, eliminating the need for a crossbar. This is our easiest system to connect and disconnect. If you're using a motorhome-mounted tow bar (except Sterling), this is the baseplate you should choose. For a Sterling, StowMaster, Tracker, Guardian rock shield or Tow Defender part number 4700, use the Crossbar-Style instead.



### Crossbar-Style

This style accommodates ROADMASTER tow bars and accessories by using the crossbar and/or quick-disconnect system as a mounting platform. If you're using a Sterling or a car-mounted tow bar, you need this style of baseplate.



# Supplemental Braking Systems



## 5 Reasons why you need a supplemental braking system

### 1. Safety first! Supplemental brakes...

- ...take the load off the motorhome. When the motorhome and towed vehicle brake in tandem, it takes significantly less time and distance to come to a controlled stop.
- ...relieve stress on the tow bar and the baseplate — a panic stop without supplemental brakes is a leading cause of tow system failure.
- ...reduce the chance of a catastrophic brake failure at the motorhome as a result of sustained braking.

**2. It's required** — According to the American Automobile Association, most states — plus many Canadian provinces — now require supplemental brakes if the towed weight exceeds 3,000 pounds (see page 11).

**3. Chassis warranty** — Workhorse/Chevrolet will void your chassis warranty if you tow more than 1,000 pounds without supplemental brakes; Ford stipulates 1,500 pounds.

**4. Wear and tear** — Because they aren't braking for two vehicles, your motorhome brakes last longer.

**5. It just makes good sense** — Every other trailer on the road today — fifth wheels, travel trailers, boat trailers or semi-trailers — has its own braking system. When you're towing two or three extra tons, shouldn't you have a supplemental braking system to stop it?

## Which system is right for me?

A 'set-it-and-forget-it' braking system like **InvisiBrake** is recommended if you appreciate convenience above all else and plan on keeping your towed vehicle for the foreseeable future. InvisiBrake is not a portable system but the major components can be easily removed and installed in a new towed vehicle.



**InvisiBrake®**  
*'Set-it-and-forget-it' braking system*

A 'direct' braking system like **BrakeMaster** is recommended if your RV has air brakes. Because it connects directly to the motorhome's braking system, the initial installation is longer than a portable system. Once installed, it's a truly trouble-free and easy-to-use braking system.



**BrakeMaster™**  
*Proportional braking system*

A portable braking system like **Even Brake** is recommended if you change towed vehicles or motorhomes often. It's a sophisticated system with proportional braking. There are no installed components in the motorhome except for a dashboard monitor. Initial installation time is approximately one hour, depending upon the motorhome and towed vehicle.



**Even Brake®**  
*Portable proportional braking system*

### All systems...

- ...will bring your towed vehicle into compliance with U.S. and Canadian requirements.
- ...include an emergency break away system, to stop your towed vehicle should it ever separate from the motorhome.
- ...work in virtually any towed vehicle with power brakes.
- ...work in virtually any motorhome.
- ...greatly decrease your stopping distance, helping you avoid the danger and hassle of accidents.



Time Tested • Time Proven

# Weight limits for towing without supplemental brakes

## It's required!

The states in **red** require supplemental brakes if the towed weight exceeds 3,000 pounds. The color key for the other states, as well as state-by-state weight limits, is listed below.

Source:  
American Automobile Association Digest of Motor Laws  
(January 2021)

### SPECIFIC WEIGHT LIMITS — UNITED STATES

If the towed weight exceeds the following, a supplemental braking device is required.

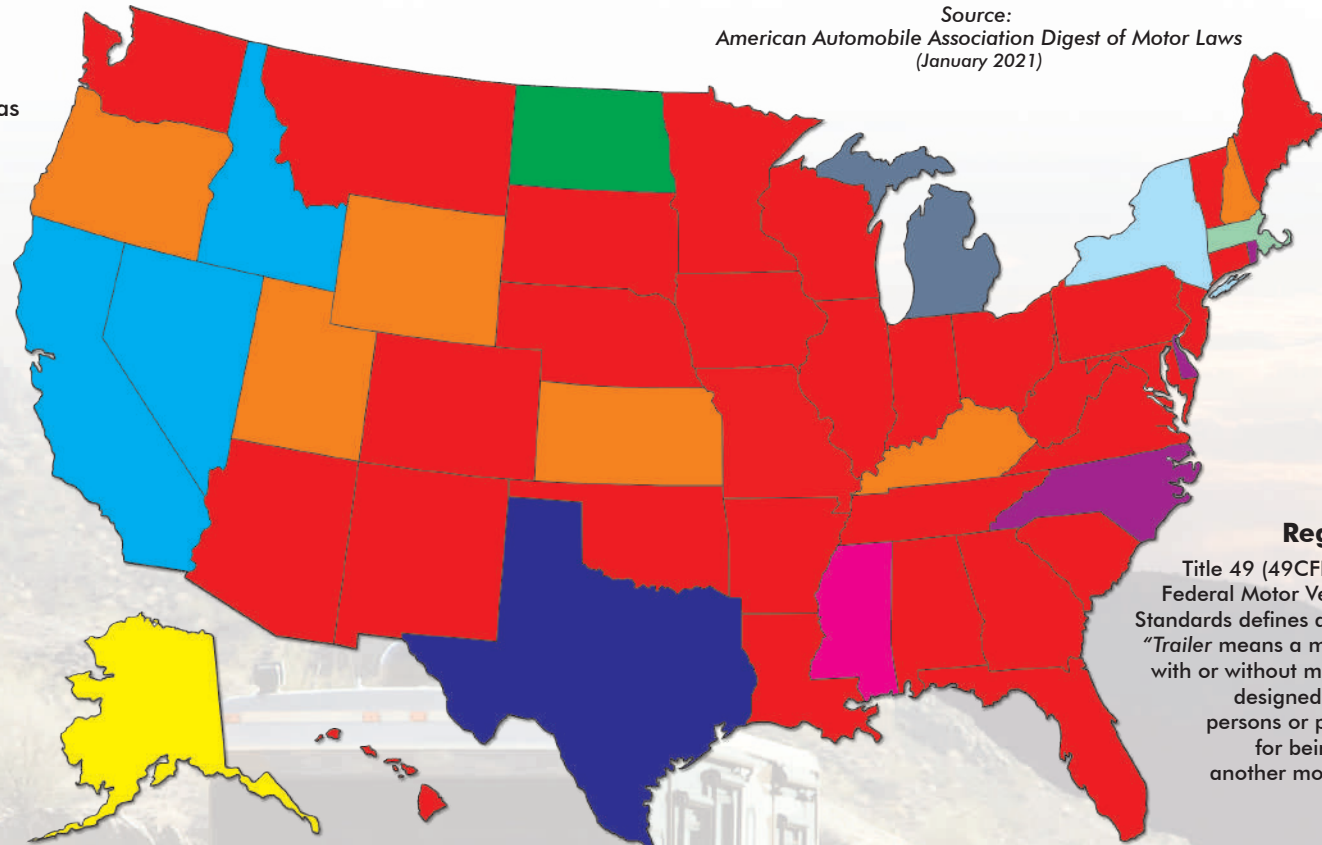


### OTHER CATEGORIES

### KEY

- 'A' Must stop within a specified distance
- 'C' Supplemental brakes always required

*Important! Every reasonable effort was made to verify the accuracy of this information; however, ROADMASTER, Inc. does not warrant its accuracy and disclaims all liability for any claims or damages which may result from errors or omissions.*



### Federal Regulations

Title 49 (49CFR571) of the Federal Motor Vehicle Safety Standards defines a 'trailer' as: "Trailer means a motor vehicle with or without motive power, designed for carrying persons or property and for being drawn by another motor vehicle."

### United States

State	WEIGHT LIMIT IN POUNDS OR OTHER RESTRICTION (SEE 'KEY')
Alabama	3,000
Alaska	5,000
Arizona	3,000
Arkansas	3,000
California	1,500
Colorado	3,000
Connecticut	3,000
Delaware	4,000
District of Columbia	3,000
Florida	3,000
Georgia	3,000
Hawaii	3,000
Idaho	1,500
Illinois	3,000
Indiana	3,000
Iowa	3,000
Kansas	'A'

State	WEIGHT LIMIT IN POUNDS OR OTHER RESTRICTION (SEE 'KEY')
Kentucky	'A'
Louisiana	3,000
Maine	3,000
Maryland	3,000
Massachusetts	10,000
Michigan	15,000
Minnesota	3,000
Mississippi	2,000
Missouri	3,000
Montana	3,000
Nebraska	3,000
Nevada	1,500
New Hampshire	'A'
New Jersey	'C'
New Mexico	3,000
New York	1,000
North Carolina	4,000

State	WEIGHT LIMIT IN POUNDS OR OTHER RESTRICTION (SEE 'KEY')
North Dakota	'C'
Ohio	3,000
Oklahoma	3,000
Oregon	'A'
Pennsylvania	'C'
Rhode Island	4,000
South Carolina	3,000
South Dakota	3,000
Tennessee	3,000
Texas	4,500
Utah	'A'
Vermont	3,000
Virginia	3,000
Washington	3,000
West Virginia	3,000
Wisconsin	3,000
Wyoming	'A'

### Canada

Province/Territory	WEIGHT LIMIT IN POUNDS OR OTHER RESTRICTION (SEE 'KEY')
Alberta	2,000
British Columbia	4,400
Manitoba	'A'
New Brunswick	3,000
Newfoundland	'A'
Northwest Territories	'C'
Nova Scotia	4,000
Nunavut	'A'
Ontario	3,000
Prince Edward Island	3,300
Quebec	2,860
Saskatchewan	3,000
Yukon Territory	2,000

# A revolutionary innovation in supplemental braking — **nothing.**

**Z**ip. Zero. Zilch. Nothing. Nada. Nil. That's what you have to do to connect and disconnect InvisiBrake. There's nothing to take in and out of your towed vehicle and there's nothing to push, pull, set, adjust, activate or deactivate.

What could be easier than nothing at all?



# INVISIBRAKE®

## What is InvisiBrake®?


InvisiBrake is a fully-automatic supplemental braking system that uses the electrical connections already in place on your towed vehicle (the towed vehicle's electrical harness) to brake when you brake the motorhome — the same electrical signal that activates the towed vehicle's brake lights also activates InvisiBrake.

## Features

- **Out of sight**  
InvisiBrake is so small (8¾" x 8¾" x 2¾") it can usually be mounted under the driver's seat, under the rear seat, behind interior panels or in the trunk, without sacrificing any of the vehicle's usable space.
- **Set-it-and-forget-it braking**  
Once it's installed, InvisiBrake just works. There's nothing for you to remember — not even an 'on' switch — just plug in the umbilical cord like you always do and you're ready to go!
- **Charges your battery while towing**  
InvisiBrake connects directly to the towed vehicle's battery and trickle-charges the battery during towing — InvisiBrake will never drain the battery.
- **Two-stage motorhome monitor**  
InvisiBrake includes an LED monitor for a visual reference of braking activity; an audible alert at the motorhome will warn you if the brakes have been on for too long.
- **Activates only when the motorhome's brake lights illuminate** — no false braking!
- **Energizes your power brakes** — most braking systems work on a 'dead' brake pedal. InvisiBrake energizes your power brakes so that you have the same power braking system while towing as you do while driving.
- **Works in virtually any towed vehicle with vacuum-powered brakes** — including hybrids and those with full-time ('active') power braking systems.
- **Includes an emergency break away system**
- **Easily adjusts to individual braking preferences** — braking pressure is adjustable from five to 100 psi.
- **Meets U.S. and Canadian braking requirements**

**8700** InvisiBrake supplemental braking system

# 'Set-It-and-Forget-It' Braking



## Why is InvisiBrake better?

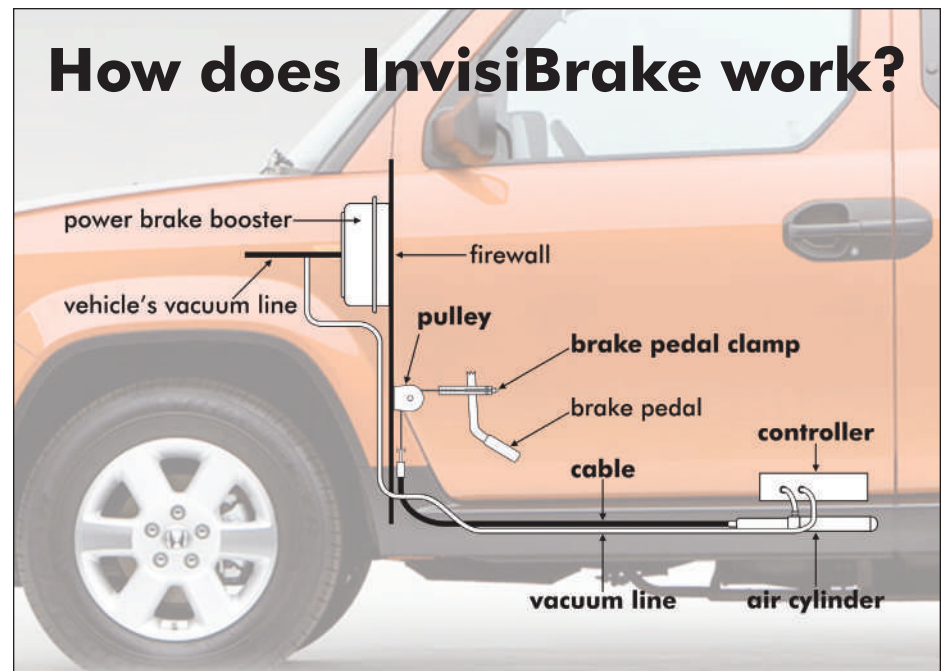
- **Nothing** to put in or take out to tow or drive.
- **Hidden from view** — As the name implies, InvisiBrake is hidden once installed. There's no unsightly equipment to see in your car.
- **Simple operation** — works intuitively. No fuss, no hassle.
- **Charges your battery** — trickle-charges the battery while towing. Never drains your towed vehicle's battery.
- **Power brakes** — InvisiBrake engages the power braking system, giving you the same power brakes whether towing or driving.
- **Safety is standard** — includes a break away system and a monitor alarm.



**SIMPLE. RELIABLE. MADE TO LAST.**



## How does InvisiBrake work?



1. The controller receives a braking signal from the motorhome.
2. The vacuum created by the controller activates the power brakes.
3. The air cylinder pulls a cable that applies the brakes.

# Portable Proportional Braking

# EVEN BRAKE®

## Even Brake...Even Safer.

Even Brake is the ultimate portable, proportional towed vehicle braking system. It automatically increases or decreases braking pressure in direct proportion to the motorhome. In other words, it brakes evenly — at the same time, and at the same intensity, as you brake the motorhome.

Proportional braking is a distinct advantage over 'on-or-off' systems, which brake at one preset level, no matter how hard the motorhome stops. Even Brake delivers full emergency braking when you need it, and won't cause excessive brake wear when you don't.

Nobody brakes the same way every time — and neither does Even Brake.

## Even Brake's monitor gives you complete, continuous braking information — at a glance.

Even Brake stays in constant communication with the motorhome, and with you. It reports any braking activity or a change in system status to a wireless monitor in the motorhome.



The monitor **shows** you —

- An LED display across the top of the monitor illuminates when Even Brake is applying the brakes or if there is any change in the braking system. The LED display is a quick, visual reference — a green, yellow or red light.
- Simultaneously, an LCD text message directly below the LED explains the current braking condition, in complete detail.

The monitor **tells** you —

- In addition to the LED display and the LCD text message, an audio tone will alert you to an emergency braking condition.



### Exclusive Features

- **Full-time proportional braking** — proportional braking is even braking — your towed vehicle's brakes respond to your motorhome's brakes, at the same time and intensity.
- **Constant self-diagnostic testing** — Even Brake monitors its own performance constantly, and any change in system status is transmitted to the motorhome monitor. Even Brake is the only supplemental braking system that checks itself, so you don't have to — a glance at the monitor assures you that Even Brake is fully operational.
- **'Power Save' low battery protection** — Even Brake warns you of a low battery in the towed vehicle with LED and LCD alerts at the motorhome monitor, giving you time to recharge the battery. If the battery voltage drops too low, Even Brake goes into sleep mode, while retaining emergency braking power.
- **'Terrain-Sensing Logic'** — Even Brake adjusts to uphill or downhill grades and to rough terrain by automatically leveling itself. Because it's always level, Even Brake always brakes with maximum efficiency.

### Additional Features

- **Automatic brake protection** — the monitor alerts you after an extended period of continuous braking, then Even Brake releases braking pressure, avoiding excessive wear on the towed vehicle's brakes.
- **Easily adjusts to individual braking preferences** — adjust braking force and sensitivity at the touch of a button.

**9400 Even Brake portable proportional braking system**



# 'Direct' Proportional Braking

# **BRAKEMASTER**<sup>®</sup>

by ROADMASTER

PROPORTIONATE TOWED CAR BRAKING SYSTEM

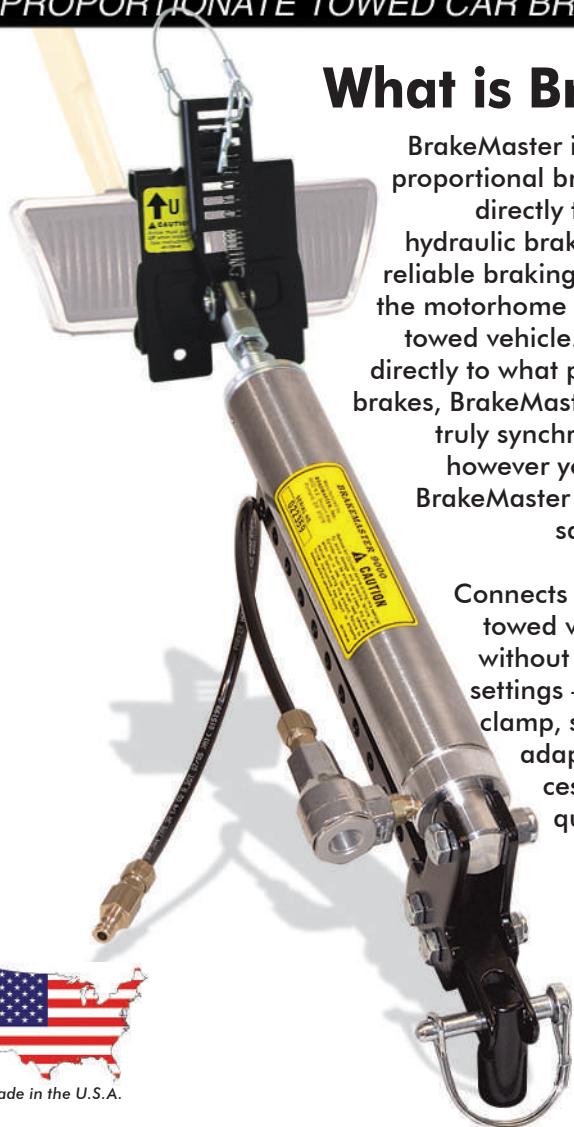
## What is BrakeMaster?

BrakeMaster is ROADMASTER's 'direct' proportional braking system. It connects directly to the motorhome's air or hydraulic braking system for rock-solid, reliable braking — brake line pressure in the motorhome controls the brakes in the towed vehicle. And because it connects directly to what powers your motorhome's brakes, BrakeMaster is a truly proportional, truly synchronized braking system — however you brake the motorhome, BrakeMaster automatically applies the same pressure. Every time.

Connects and disconnects from the towed vehicle in under a minute, without any tools, adjustments or settings — attach the brake pedal clamp, secure to the floor or seat adapter (see BrakeMaster Accessories on the next page), quick-connect the air hose, and you're ready to tow. Weighs just 3<sup>3</sup>/<sub>4</sub> pounds and measures 17 inches in length — stores almost anywhere.



Made in the U.S.A.



## BrakeMaster...

- ...works in virtually any motorhome.
- ...works in virtually any towed vehicle with power brakes.
- ...easily disconnects from the brake pedal — from towed car to road car in seconds!
- ...includes a break away emergency braking system.
- ...meets U.S. and Canadian braking requirements.

There's a BrakeMaster for all three types of motorhome brakes...

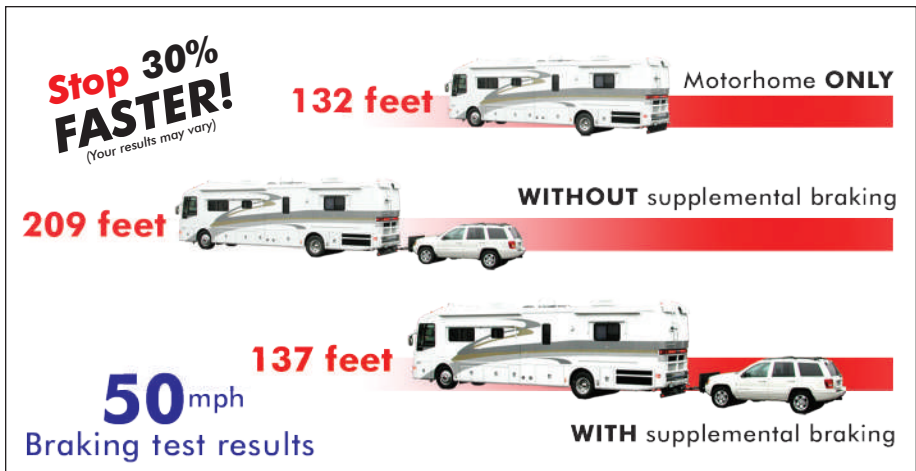
- 9060** BrakeMaster with BrakeAway for motorhomes with hydraulic brakes
- 9100** BrakeMaster for motorhomes with air or air over hydraulic brakes
- 9160** BrakeMaster with BrakeAway for motorhomes with air or air over hydraulic brakes
- 104** Air cylinder storage bag (for all three BrakeMasters)
- 8600** BrakeAway emergency braking system (included with 9060 and 9160)

Included with BrakeMaster models 9060 and 9160, the BrakeAway towed vehicle emergency braking system works in conjunction with your BrakeMaster to bring your towed vehicle to a controlled stop should it ever separate from your motorhome.

The BrakeAway is available separately but you must have an installed BrakeMaster system for it to function.

## **BRAKEAWAY**<sup>®</sup>

TOWED VEHICLE  
EMERGENCY BRAKING SYSTEM





## Supplemental Brake Second Vehicle Kits

If you already have a supplemental braking system and want to put it in a new towed vehicle, these kits allow you that freedom, without the expense of purchasing a replacement system. Just transfer the main components of your existing supplemental braking system.



98160 shown

### 98100/98160 For BrakeMaster

If you switch BrakeMaster between two vehicles, install the 98100 or the 98160 in the second vehicle. The 98160 includes a BrakeAway.



98700 shown

**98400/98450 For Even Brake** If you switch Even Brake between two vehicles, install this break away system, ICX transmitter and Brake-Lite Relay in the second vehicle. 98400 is for Even Brakes with serial numbers up to 27,496; 98450 is for Even Brakes with serial numbers above 27,496).

### 98700 For Invisibrake reinstallation

(Note: InvisiBrake is not designed to be switched between two vehicles)

## Supplemental Brake Second Motorhome Kits

These kits provide replacement wiring for your current supplemental braking system in case you change motorhomes.

**98200/98300 For BrakeMaster** If you change motorhomes, install these components in the motorhome. The 98200 is for motorhomes with air or air over hydraulic brakes; the 98300 is for motorhomes with hydraulic brakes.

### 9410 For Even Brake

If you switch Even Brake between two vehicles, install this motorhome monitor.

### 98850 For Invisibrake reinstallation

(Note: InvisiBrake is not designed to be switched between vehicles but if you change motorhomes, install these components in the motorhome.




98200 shown



98850 shown



# BrakeMaster Accessories



## Seat adapters — 88XXX

Provide a vehicle-specific mounting location for the BrakeMaster air cylinder. They're designed to contour to the floor of the vehicle by using existing mounting points on the seat tracks, which streamlines installation and allows them to remain out of sight when BrakeMaster is not in use.

Available for most vehicles; may be required for some vehicles.

## 90002 Brake Pressure Reducer

This product allows you to install BrakeMaster in a hybrid, a Hummer H3 or in any vehicle with a full-time ('active') power braking system — reduced air pressure eliminates over-braking issues. Works in any supplemental braking system that utilizes a "dead" brake pedal and which uses pressurized air to brake the towed vehicle.



90002 shown

## 104 Air cylinder storage bag

Protect your air cylinder when you're not towing. The storage bag is made of marine-grade vinyl with a hook and loop closure, and has two carrying straps.



921004-88 shown

## 921004-88 88-inch patch cord

If you're using a drop hitch, receiver extension or any accessory which extends the length of the towing system, use this patch cord. It's 12 inches longer than the standard BrakeMaster patch cord (part number 921004).

## Metric-to-Standard Brake Line Tees

Use these tees to install the BrakeMaster 9060 proportioning valve in motorhomes with metric brake lines.

**7923** for 10 millimeter brake lines. Fits virtually all metric brake lines for this application.

**7921** for 12 millimeter brake lines



7923 shown



## Spartan tow brake adapter

**921004-20** — Connects a standard 1/4" air brake line to a Spartan tow brake quick coupler.

# InvisiBrake and Even Brake Accessories



**9331**  
12-volt extension cord  
six-foot cord



**9332**  
12-volt outlet kit  
four-foot cord

## Air cylinder shaft and foot extensions For Even Brake



9336 shown

**9336/9336-3 Air cylinder shaft extensions**  
Extends the reach of the air cylinder shaft by either 1 1/2 inches (part number 9336) or by 3 1/2 inches (part number 9336-3).



9337 shown

**9337/9337-4 Foot extensions**  
Allows Even Brake to sit up to one inch higher in the vehicle. Available singly (part number 9337) or in a four-pack (part number 9337-4).

## InvisiBrake pulley mounting bracket

If there is no flat surface to mount the InvisiBrake pulley due to curves, recesses or obstructions in the firewall, use this optional bracket to create a flat surface for mounting the pulley.

**8700-PBC** Invisibrake pulley kit



# Accessories for All Roadmaster Braking Systems

## Brake light switches

Why do you need a brake light switch? Brake light switches are necessary only if you're installing a supplemental braking system monitor, and the vehicle's OEM brake light switch doesn't work when the vehicle is in 'tow' mode.


Both the new universal switch and our vehicle-specific switches are only activated when the brake pedal is depressed. No other manufacturer provides brake light switches with this level of specificity. Why? When you know when the towed vehicle's brake pedal is depressed and released, you know if the supplemental braking system is positioned properly and working as it should.

### Universal brake light switch

This switch sends a beam of infrared light to detect brake pedal movement. When the pedal moves down, it sends a signal to the monitor that the brakes have been applied.

- Works on any vehicle with a brake pedal.
- Works with any supplemental braking system that moves the brake pedal.
- Works with any motorhome monitor

751000  
shown



**751000 Universal brake light switch**

## Why do I need a Brake-Lite Relay?

It stops the brake lights from functioning until the vehicle is started. This prevents the towed vehicle's brake signal from overriding the motorhome's turn signal.

When you tow without the Brake-Lite Relay, your towed vehicle's brake lights **alone** will work fine. Your turn signals **alone** will work fine. But if you're braking **and** turning, the brake light from the towed vehicle will override the turn signal from the motorhome and drivers behind you will be unaware you're about to turn.

You only need a Brake-Lite Relay if you're installing a supplemental towed vehicle braking system that pushes or pulls the brake pedal. Exceptions –

- With the engine off, step on your brakes. If the brake lights do not illuminate, you do **not** need a Brake-Lite Relay.
- If you're using magnetic tow lights or a bulb and socket wiring kit, you do **not** need a Brake-Lite Relay.
- If the motorhome and towed vehicle are wired for separate brake and turn signals, you do **not** need a Brake-Lite Relay.

**88400 Brake-Lite Relay** (comes standard with Even Brake®)



88400  
shown



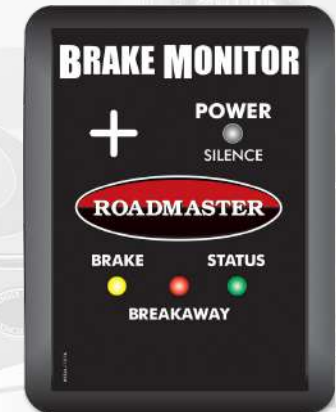
## Wireless universal supplemental braking system monitor

The best upgrade or replacement monitor available —

- Truly universal — works with all braking systems that depress the brake pedal.
- Exceptional range and reliability — line-of-sight transmission confirmed to 1,000 feet; proprietary send/repeat circuitry confirms each signal at 100 percent reception.
- Protects the towed vehicle's brakes — reports any braking activity to the motorhome monitor; includes a low-battery alert, extended braking and breakaway alarms, and five other audio and/or visual alarms and system status notifications.
- 30-minute installation, all at the towed vehicle; simply plug the motorhome monitor into any 12-volt outlet.
- Automatic operation — activates only when the vehicles are connected for towing.

Specifications — frequency: 923 MHz; voltage: 12V; sleep current: 30mA

**9530 Universal supplemental braking system monitor**



650898  
shown

**650898 Break away switch and pin**  
**200200-20 Break away pin and ring**

Our replacement break away switch has a sealed, corrosion-resistant ABS housing and metal contact points.

**8603 Break away cable**

A self-supporting, coiled design provides lift off the road surface while still allowing plenty of slack for cornering. Extends to eight feet and conveniently retracts for storage. Ideal for virtually any break away system.



8603  
shown

# Safety Cables

## Hybrid safety cables

These coiled-to-straight, double-hook safety cables expand to 80 inches to fit most towing combinations, then contract for storage. They're coiled at one end to extend their reach and keep them off the pavement; they expand to accommodate drop hitches, extensions or other accessories which lengthen the towing system — no extensions required. Each kit contains two cables, four snap hooks and two quick links.



hybrid cables  
(674)

- 674** 8,000-pound capacity double hook hybrid — 1 pair
- 910676** 1 replacement hybrid safety cable

## Standard safety cables

Our aircraft-type, galvanized steel cables are continuously tested to ROADMASTER's exacting standards. Each comes fitted with heavy-duty, drop-forged steel hooks with spring-loaded latches. Vinyl coating prevents the safety cables from scratching or chipping the tow bar.

An additional benefit of coiled cables is that they conveniently contract for storage.

Each kit contains two cables, snap hooks and two quick links. Rated at either 6,000-, 8,000- or 10,000-pound capacity per pair, depending on the model you choose.




coiled cables  
(643)

straight cables  
(645)

- 643** 68" 6,000-pound capacity single hook coiled — 1 pair  
The 68-inch length fits most towing combinations.
- 643-2** 68" 6,000-pound capacity double hook coiled — 1 pair
- 645-76** 76" 8,000-pound capacity single hook straight — 1 pair  
The 76-inch length is for towing combinations with accessories that extend the distance between the motorhome and the towed vehicle.
- 645** 64" 8,000-pound capacity single hook straight — 1 pair
- 649** 64" 10,000-pound capacity single hook straight — 1 pair
- 653** 80" 10,000-pound capacity double hook coiled — 1 pair  
The 80-inch length fits most towing combinations, including those with accessories that extend the length of the towing system.

## EZ Hook® safety cables



shown: 655  
EZ Hook cables

anchor plate

EZ Hook safety cables are faster to connect than other cables. They have all the features of our standard cables with the addition of a unique attachment system — a stainless steel ball at the end of the cable latches into a slotted anchor plate. **Only for ROADMASTER baseplates with quick-disconnect systems.**



- 655** 8,000-pound capacity per pair  
1 pair EZ Hook 68" safety cables with anchor plates —  
The 68" length fits most towing combinations.
- 655-68** 1 pair EZ Hook 68" safety cables (without anchor plates)
- 655-64** 1 pair EZ Hook 64" safety cables (without anchor plates) —  
The 64" length is for towing combinations with a shorter distance between the motorhome and the towed vehicle.
- 910650** 1 replacement EZ Hook 64" safety cable (cable only)
- 655-76** 1 pair EZ Hook 76" safety cables (without anchor plates) —  
The 76" length is for towing combinations with accessories that extend the distance between the motorhome and the towed vehicle.
- 910653** 1 pair EZ Hook safety cable anchor plates

## Safety cable extensions

Extensions (or longer safety cables, see above) may be necessary for use with accessories which extend the length of the towing system. These extensions are also used as baseplate safety cables. Each pair includes a pair of quick links.

- 8,000-pound capacity per pair
- 910648-8** ..... 8"      **910648-16**..... 16"
- 910648-10** ... 10"      **910648-17**..... 17"
- 910648-12** ... 12"      **910648-18**..... 18"
- 910648-13** ... 13"      **910648-19**..... 19"
- 910648-14** ... 14"      **910648-20** ..... 20"
- 910648-15** ... 15"      **910648-22** ..... 22"



Shown: 8"

# Towed Vehicle Wiring Kits

**B**y law, a towed vehicle's turn signals, running lights and brake lights must mimic the motorhome's. There are a few ways to accomplish that:

- 1) diodes;
- 2) bulbs and sockets; or
- 3) magnetic tow lights (pg 21).

Whichever one you choose, we have a kit with the necessary components.

## Universal wiring kits



These kits use a system of diodes to connect your towed vehicle's turn signals, running lights and brake signals to your motorhome's. Diodes prevent electrical feedback and protect both vehicles' electrical systems.

The Universal wiring kit includes:

- Four Hy-Power® diodes
- A 27-foot length of 4-wire electrical cord with 4-wire flat connectors
- Three feet of split wire loom
- A six-foot power cord with 4-wire flat connectors (connects electricity between the two vehicles)
- A ring terminal
- Cable ties
- Wire connectors
- Step-by-step instructions

### 154 Universal wiring kit

### 152RP Economy wiring kit

Similar to the 154 Universal wiring kit but without the 4-wire plugs or six-foot power cord



## 'All-in-one' towed vehicle wiring kits



Complete diode wiring kits for the two most popular towing combinations. They have everything in the Economy wiring kit (described to the left), plus a Flexo-Coil® power cord (described on the next page).

**15247** For 4- to 7-wire towing combinations

**15267** For 6- to 7-wire towing combinations



## Smart Diode kits for variable voltage vehicles

Diodes are frequently used to prevent the backflow of current to the electrical system of the towed vehicle or motorhome; however, many newer vehicles now use a multiplex wiring system, whereby multiple electrical signals may be sent down a single wire (brake and taillights, for example). This is called variable voltage.

If an ordinary diode is used in these applications, then the bulb will illuminate as though the vehicle is braking. That is, you can't tell the difference between the brake lights and running lights.

Smart Diodes correctly modulate the voltage to activate only the intended circuit. The result is vehicle lighting that looks and functions as intended. Whereas four regular diodes are required per vehicle, Smart Diodes only require two.

### 153782 Towed car wiring kit with Smart Diodes for vehicles with incandescent bulbs

### 153789 Towed car wiring kit with Smart Diodes for vehicles with LED bulbs

## Bulb and socket kits

A major advantage of a bulb and socket kit is that it bypasses the towed vehicle's electrical system, which eliminates the concern of interacting with any vehicle electronics.

*Note: The towed vehicle's taillights must have room for an extra socket and bulb inside the lens housing.*

## LED bulb and socket kit



LEDs have significant safety and appearance advantages over incandescent bulbs — they're brighter, they activate faster and they last longer. They also draw significantly less amperage and are therefore less of a strain on the electrical system.

This complete kit contains a 27-foot wiring harness, butt connectors, two LED bulbs, two sockets, zip ties, ring terminals, split loom and installation instructions.

### 152-LEDRP Bulb & socket kit w/LED bulbs

### 155 Bulb and socket kit w/incandescent bulbs

# Electrical

## Hy-Power® diodes


Diodes are used to tie into the towed vehicle's brake light, running light and turn signal wiring, and connect it to the motorhome.

Diodes permit electrical current to flow in only one direction — from the motorhome to the towed vehicle's taillights — preventing electrical feedback and the damage it can cause to both vehicles' electronics.

If you're using a diode, why not use the best? Hy-Power diodes have a heavy-duty aluminum heat sink, and each diode is protected against the elements — all components are housed inside an epoxy-sealed aluminum case.

Four-pack required for most vehicles. Includes detailed wiring instructions.

- 790** one Hy-Power diode     **792** two Hy-Power diodes
- 793** three Hy-Power diodes     **794** four Hy-Power diodes
- 790-25** 25-pack Hy-Power diodes (bulk pack)



789 shown

## Smart Diodes

Smart Diodes correctly modulate the voltage to activate only the intended circuit. The result is vehicle lighting that looks and functions as intended. Whereas four regular diodes are required per vehicle, Smart Diodes only require two.

- 782** 2-pack Smart Diodes for vehicles with incandescent bulbs
- 789** 2-pack Smart Diodes for vehicles with LED bulbs
- 780-12** 12-pack Smart Diodes for vehicles with incandescent bulbs
- 787-12** 12-pack Smart Diodes for vehicles with LED bulbs

## Flexo-Coil® and straight power cords

Whatever electrical system you choose, you'll need a cord to connect electricity between the towed vehicle and the motorhome.

ROADMASTER's power cords are the best — the wires are water-, oil- and chemical-resistant, and the plugs are injected with silicone to prevent corrosion. Flexo-Coil cords expand to more than eight feet and conveniently contract for storage.



1466

## Flexo-Coil power cord kits

- 1644** 4-wire Flexo-Coil cord kit with plugs, sockets and socket bracket
- 1466** 6-wire Flexo-Coil cord kit with plugs, sockets and socket bracket
- 164-7** 7- to 4-wire Flexo-Coil cord kit with plugs, sockets and socket bracket
- 146-7** 7- to 6-wire Flexo-Coil cord kit with plugs, sockets and socket bracket

## Park Light diode

Use a Park Light diode to stop any interaction between the two park light systems, preventing electrical feedback and electrical damage.


- 690** Park Light diode



## Brite-Lite® 3-to-2 converter

**If you have this** — the motorhome has separate brake and turn signal lights; the towed vehicle has combined brake and turn signal lights.

**You need this** — the Brite-Lite converter connects a vehicle with a separate brake and turn signal system to a vehicle with a combined brake and turn system, while delivering more current to the towed vehicle's brake and turn signal lights for brighter illumination.



- 732** Brite-Lite 3-to-2 wiring converter



98146-7

## Straight cord power cord kits

For tow bars with cable channel guides (All-Terrain)

- 98164** 4-wire straight cord kit w/plugs and sockets
- 98146** 6-wire straight cord kit w/plugs and sockets
- 98164-7** 7-to 4-wire straight cord kit w/plugs, socket and socket bracket
- 98146-7** 7- to 6-wire straight cord kit w/plugs, socket and socket bracket

## Bulk power cord components

- 910030-1** 4-wire socket     **910030-2** 4-wire plug only
- 910030-7** 6-wire socket     **910030-8** 6-wire plug only
- 9338-70** 7-wire socket     **9338-77** 7-wire plug only

## Magnetic tow lights

Magnetic tow lights are the quick and easy way to connect your towed vehicle's electrical system to your motorhome's.

- 2120** Magnetic tow lights with 4-wire flat plugs and harness



## Heavy-duty socket brackets

Built from thick steel, these brackets hold the towed vehicle's electrical socket firmly in place, making it easy to plug and unplug the power cord. Both brackets fit most electrical sockets, and can be either welded or bolted in place.

- 910030** straight bracket
- 910030-5** bracket with 90° bend

# Electrical Solutions

## Battery Disconnect

Eliminate the inconvenience and danger of pulling your battery cable with a Battery Disconnect. Just connect it and forget it — after the initial installation, your vehicle can be towed and then driven without any further adjustment to the battery — ever! The Battery Disconnect is ideal for anyone towing a vehicle which must be towed with the battery cable disconnected.

### Benefits of the Battery Disconnect

- Provides a positive current source for break away systems or other accessories which must be connected to the battery.
- Marine-grade solenoid with 200-amp constant duty and 600-amp surge
- Works on 12-volt batteries
- Pre-assembled for easy installation



**766 Battery Disconnect**

## Charge line kits

These simple, easy-to-install kits help maintain the vehicle's battery charge while in tow, supplying up to 15 amps of current. They also extend battery life by providing a constant maintenance charge during towing.

Installation hardware is included.

- Heavy-duty 14-gauge wire
- Includes a thermal circuit breaker — no need to hunt down a blown fuse

**156-25 Towed vehicle charge line kit**

**156-75 Motorhome charge line kit**



156-25

## Don't do the Fuse Limbo...



**...Just flip a switch!**

# FUSEMASTER

How about if you never had to spend another minute with your face on the floor mat, gazing up into a black void, hunting for a miniscule piece of plastic playing hide and seek?

You don't have to.

FuseMaster eliminates the necessity of having to remove a fuse for towing, then having to reinsert it for driving. After it's installed, you simply flip a switch to accomplish the same task.

**76511 15-amp fuseholder**

**76514 Two 15-amp fuseholders**

**76517 50-amp fuseholder**

**76512 Two 7.5-amp fuseholders**

**76515 30-amp fuseholder**

### Pulling a Honda CR-V fuse is "...a real PITA."

"Honda did not give much thought to the location of this fuse. I could not pull it with their fuse puller, ended up using a long needle nose pliers. To re-install the fuse is a real feat — you can't see what you're doing because your hand blocks your view. The hassle of pulling and re-installing the fuse is a real PITA."

— Joe Shigouri, West Jordan, Utah



# Covers

These tow bar and quick-disconnect crossbar covers are made of heavy-duty marine-grade black vinyl, hand-crafted at the ROADMASTER plant for a custom fit.

The quick-disconnect ('QD') crossbar cover is designed to cover the car-side QDs and crossbar when the tow bar is disconnected.

Proudly displaying the ROADMASTER logo, each



105 crossbar cover



055-3 motorhome-mounted tow bar cover



052-3 StowMaster tow bar cover

- 105** quick-disconnect crossbar cover
- 055-3** for ROADMASTER motorhome-mounted tow bars
- 052-3** for the StowMaster tow bar

of these 'car wash safe' covers will help keep your tow bar, QDs and QD crossbar free of dirt and road grime when not in use, ensuring smooth and easy tow bar operation.

## Tow Bar Cleaner

A fast-acting, environmentally-friendly solution that makes cleaning your tow bar a breeze. Removes dirt and build-up, penetrating into blind holes and between adjacent surfaces. Melts away road film, diesel exhaust, bugs, tar, grease and grime, dirt and debris.

Biodegradable, non-toxic, contains no petroleum distillates or phosphates.

Designed for tow bars but works wonders on any surface that's hard to clean.



**9932** Tow Bar Cleaner 22 oz. spray

## LubeMaster® silicone spray

LubeMaster is the ideal lubricant for tow bars, awning arms, window tracks, folding steps or for hundreds of other applications around the home and RV.

It's a dry silicone, which does not attract dirt or road grime that can cause binding.

Meets Volatile Organic Compound (VOC) standards.

**747** LubeMaster



## Baseplate plugs

These heavy-duty plugs help keep out dirt, gravel and grime when your baseplate extensions (the 'front arms') are removed.

Each plug is stamped with the ROADMASTER name and will give your towed vehicle that finished look.

- 210** For 1½" inner diameter round tubes, 1 pair, heavy-duty rubber
- 212** For 1¼" inner diameter round tubes, 1 pair, heavy-duty rubber
- 200-5** For 1½" inner diameter square tubes, 1 pair, heavy-gauge steel



# Protection and Storage



**Protects your towed vehicle and RV against dings and rock chips.**



Made in the U.S.A.

**T**he Guardian is crafted from rotationally-molded, high-impact polyethylene to absorb the impact of rocks, gravel and road debris — instead of ricocheting it back at the motorhome.

The Guardian can be attached and removed in seconds, and fits all ROADMASTER tow bars equipped with quick-disconnects (Note: 'Direct-connect' style baseplates will not accommodate the Guardian). Can also be used with a tow dolly to help protect your towed vehicle by using Guardian bracket part number 2000-8 (see page 31).

If you tow more than one vehicle, the second vehicle kit has all the mounting hardware necessary to swap the Guardian from one vehicle to another.

- 4000 Guardian rock shield**
- 2000-8 Guardian adapter for tow dollies**
- 4000-1 Second vehicle kit**

**For maximum protection, use a Guardian and a Tow Defender** (see page 25).

Motorhomes kick up rocks, gravel and road debris, but so does oncoming traffic. A Tow Defender/Guardian combination protects your towed vehicle's finish, headlights and windshield against damage from both lanes.

## Guardian storage system

The 4000-10 Stowaway slides over your tow bar's stinger or ball mount to convert the rear of your motorhome into a storage area for your Guardian rock shield. A center cut-out affords quick and easy access to most motorhome electrical components.

In addition to these features, the 4000-40 Stowaway has a drop-down collar with a pull-pin design that allows you to easily remove the Stowaway for access to the rear diesel compartment.

With a set of optional quick-disconnects (part number 222, page 27), both Stowaways will also store either a StowMaster tow bar or a ROADMASTER quick-disconnect crossbar.

- 4000-10 Stowaway**
- 4000-40 Stowaway with rear RV access**



shown: Stowaway 4000-40

## RoadWing™ removable mud flap system

RoadWing's 'anti-sail' design keeps the mud flaps down, where they can stay on the job — double-bolt attachment points hold the system in place and grooved interior channels deflect rocks, gravel and road debris down and away from your towed vehicle or trailer.

The RoadWing fits most 2" hitch receivers. It slides over your ball mount or tow bar stinger and is easily attached with set bolts, or just as easily detached. The 24" x 24" flaps can be trimmed to fit nearly any vehicle.

**4400**      **77-inch** – fits full-size trucks  
**200345-00** **one replacement mud flap**  
 (24" x 24") for the 4400



for 2" hitch receivers



Hitch or ball mount not included



Gas struts automatically compress for cornering.

## A bumper-to-bumper blanket of protection!

The Tow Defender's all-weather, heavy-duty screen deflects rocks, gravel and road debris down and away, protecting your towed vehicle's finish, headlights and windshield against chips and dings. The vinyl-coated mesh lets air through, keeping it low and over the road.

Fully extended, both Tow Defenders offer 20 square feet of protection, and are held in place with shock-absorbing gas struts.

Once you've reached your destination, roll up the Tow Defender, snap the elastic straps around each end and store it against the motorhome.

- Quick installation and release
- Lightweight and compact — weighs just 14½ pounds, and rolls up to four inches in diameter
- Powder-coated steel supports and heavy-duty gas struts for maximum durability, support and cornering flexibility
- Reinforced seams and gussets for added longevity

**4700 Tow Defender** — fits all ROADMASTER tow bars with quick-disconnects (does not fit 'direct-connect' style baseplates)

**4750 Tow Defender** — fits all ROADMASTER motorhome-mounted tow bars, Blue Ox tow bars, and Demco tow bars.

# Tow Bar Adapters

**A**lready have existing equipment and want to use one of our tow bars to pull your vehicle behind your motorhome? We make adapters for that exact purpose. In some cases, connecting directly to offroad bumper mounts allows the quickest and easiest connection.

**035** and **035-1** — connect motorhome-mounted tow bars to the bumper mounts. The bumper mounts can have either a 7/8" or a 1" diameter hole.

**035** — for bumper mounts 3/4" thick

**035-1** — for bumper mounts 1" thick

**035-G2** — for 1" thick mounts that need extended reach (such as Smittybilt Gen2 bumpers)

**910048** — 2-pack replacement hitch pins and clips for 035 series



*Note: Before using these adapters, confirm that the bumper manufacturer has approved the bumper for flat towing.*

## To adapt ROADMASTER tow bars to other manufacturers' baseplates...

**031** — Adapts these tow bars to Blue Ox baseplates: Falcon; Falcon All-Terrain; BlackHawk; BlackHawk All-Terrain (with serial numbers up to 16,500); Sterling (with serial numbers up to 14,500).

**031-5** — Adapts these tow bars to Blue Ox baseplates: BlackHawk All-Terrain (with serial numbers above 16,500), Sterling (with serial numbers above 14,500) and Nighthawk. Includes collar.

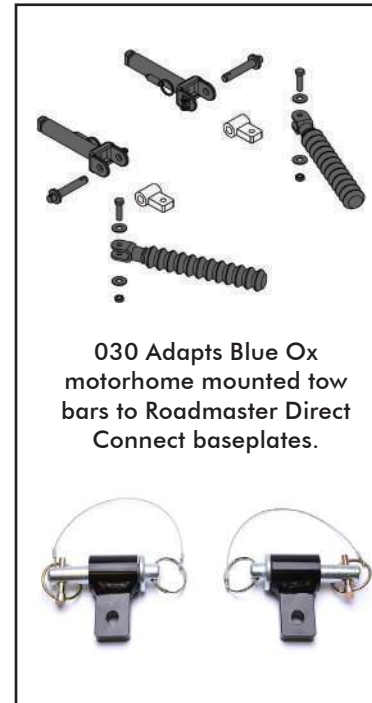


**034** — Adapts these tow bars to Demco baseplates: Falcon; Falcon All-Terrain; BlackHawk; BlackHawk All-Terrain (with serial numbers up to 16,500); Sterling (with serial numbers up to 14,500).

**034-5** — Adapts these tow bars to Demco baseplates: BlackHawk All-Terrain (with serial numbers above 16,500), Sterling (with serial numbers above 14,500) and Nighthawk. Includes collar.



## To adapt other manufacturers' tow bars to ROADMASTER baseplates...



030 Adapts Blue Ox motorhome mounted tow bars to Roadmaster Direct Connect baseplates.

**025** Adapts Reese, Valley, Eaz-Lift, Draw-Tite and Husky car-mounted tow bars to our baseplates (Does NOT work with Direct Connect baseplates).

**030** — Adapts Blue Ox motorhome mounted tow bars to Roadmaster Direct Connect baseplates.

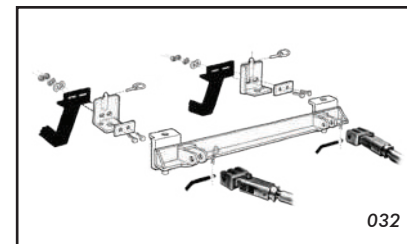
**032** and **033** adapt motorhome-mounted Blue Ox tow bars (Acclaim, Adventurer, Aladdin, Alexxa, Alpha, Allure, Ambassador, Ascent, Avail, Aventa, Aventa II, Aventa LX, Kar Bar), as well as Blue Ox "A frame" tow bars to our baseplates. They also adapt Demco Commander, Dominator, Aluminator, Excalibar, Excalibar II and Kwik-Tow tow bars to our baseplates.

**032** — Allows you to disconnect the adapter bar and the removable front baseplate arms. The Guardian rock guard (see page 24) will work with this adapter.

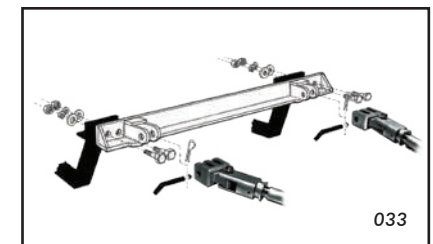
**033** — The adapter is permanently bolted to the baseplate (Does NOT work with Direct Connect baseplates). Adapts Blue Ox motorhome mounted tow bars to Roadmaster Direct Connect baseplates.

**037** — Adapts Blue Ox Rangefinder II or Rangefinder III to ROADMASTER baseplates. The Guardian rock guard (see page 24) will work with this adapter.

**038** — Adapts Duncan Towmatic II, Karbar and EazAligner 2000 car-mounted tow bars to ROADMASTER baseplates.



032



033

# Towing Accessories



## Quick-disconnects

The connection points in ROADMASTER's exclusive quick-disconnect ('QD') system, available in full and half sets.

- 201** 1 full set quick-disconnects  
a pair of tow bar side QDs and  
a pair of car side QDs
- 221** tow bar side QDs only
- 222** car side QDs only




221 tow bar side quick-disconnects

## Quick-disconnect base assembly

The 910021-00 base assembly components are shown above; the 067 crossbar is also available separately.

- 910021-00** Complete assembly —  
067 crossbar  
222 car side quick-disconnects  
910029 base pins
- 067** Quick-disconnect crossbar only
- 910029** 2-pack base pins and clips



910029 base pins with cable and linch pins

## Quick-disconnect covers


Give your towed vehicle that finished look, and protect your knees. These covers fit over all car-side quick-disconnects when not towing. Made of high-impact, rotationally-molded plastic that is fade- and crack-resistant.

- 202** 1 pair quick-disconnect covers



Don't spend your time worrying about a stranger or kids unlatching or removing your safety pins. Replace them with padlocks and peace of mind. Padlocks discourage theft and tampering and protect against accidental release.

Hardened steel shackle, double ball locking mechanism, and solid brass tumblers and components.



- 301** Quick-disconnect padlock
- 302** 2-pack quick-disconnect padlocks (keyed alike)
- 303** 2-pack quick-disconnect padlocks and 1 coupler padlock (keyed alike)
- 308** 4-pack quick-disconnect padlocks (keyed alike)
- 304** 1 receiver hitch lock and 2-pack quick-disconnect locks
- 305** Coupler padlock
- 315** Receiver hitch lock



## "Car-in-tow" signs

Printed in black on yellow plastic. Required by law in many states. Rear window suction cups included. Will not fade or warp.

- 440** "This is a towed car"
- 660** "Car in tow and ready to go!"
- 770-2** two-sided — "Vehicle in tow" and "I go where I'm towed to"



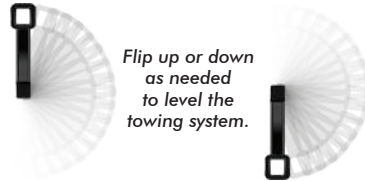
# Hitch Accessories

The leading cause of tow system failure is an "out of level" tow bar — when the tow bar is at an upward or downward slope. Many of the accessories in this section will allow you to connect your tow bar at a safe, level height.

Note: Longer safety cables or safety cable extensions may be necessary for any accessory which extends the length of the towing system (see page 19).

## High-Low Hitch Receiver Adapters

Level the RV hitch to the tow bar with one of these adapters. The shanks can be turned up or down to level the towing system.



### For 2-inch receiver hitches

The 07 series adapters have a 6,000-pound capacity and a 200-pound maximum tongue weight. The 048 series adapters have a solid-steel shank, allowing a 10,000-pound capacity and 400-pound maximum tongue weight.

Fit nearly all two-inch receiver hitches. In two-, four-, six-, eight- and 10-inch sizes.

model	size	weight capacity in pounds
<b>048-2</b>	2"	10,000
<b>072</b>	2"	6,000
<b>048-4</b>	4"	10,000
<b>070</b>	4"	6,000
<b>048-6</b>	6"	10,000
<b>076</b>	6"	6,000
<b>048-8</b>	8"	10,000
<b>048-10</b>	10"	10,000



### 2½-inch to 2-inch high-low adapters

It's an adapter and a drop hitch! These adapters attach to 2½-inch receivers and accept a 2-inch insert. Great for tow bars, bike carriers, cargo trays and any other hitch-mounted accessory.

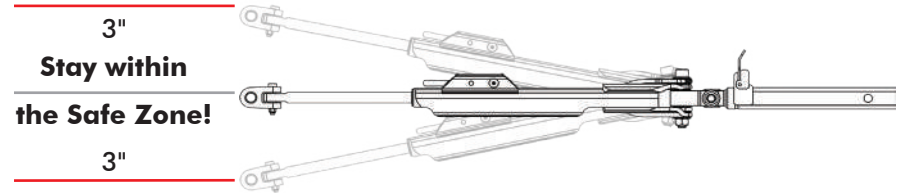
10,000-pound capacity; 400-pound maximum tongue weight; fit nearly all 2½" receiver hitches.

model	size	weight capacity in pounds
<b>058-4</b>	4"	10,000
<b>058-6</b>	6"	10,000



## Is your towing system within the Safe Zone?

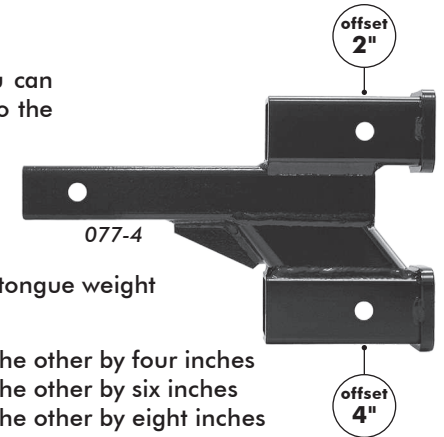
It's easy to bring an out-of-level tow bar into the 'Safe Zone.' Use one of ROADMASTER's hitch accessories to raise or lower the height.



## Dual Hitch Receiver

With this dual-purpose hitch receiver, you can add a bike carrier or other hitch accessory to the rear of your motorhome.

- Fits most 2" hitch receivers
- Solid steel construction
- Computer-designed and -tested
- Powder coated for maximum durability
- 10,000-pound capacity; 400-pound max tongue weight



- 077-2** Both receivers offset by two inches
- 077-4** One receiver offset by two inches, the other by four inches
- 077-6** One receiver offset by two inches, the other by six inches
- 077-8** One receiver offset by two inches, the other by eight inches

## Hitch Receiver Extensions — 6,000-pound capacity

The hitch receiver extensions provide 7½ and 12 inches, for those towing systems which need a little more reach. Rated at 6,000 pounds capacity and 200-pound maximum tongue weight.


- 071-75** 7½" hitch receiver extension
- 071** 12" hitch receiver extension



## Hitch Receiver Extension — 10,000-pound capacity

This 7½" hitch extension has a solid steel shank, allowing a 10,000-pound capacity and a 400-pound tongue weight.

A threaded hitch pin hole and bolt eliminate the rattle, wander and sway associated with other hitch extensions.



- 071-1075** 7½" hitch receiver extension

## Spare Tire Carrier for Motorhomes



- ROADMASTER's spare tire carrier is the proactive approach to a flat tire —
- With a ready-to-go spare, Roadside Assistance can get you back on the road quickly.
  - Carrying your own spare allows you to control the cost.
  - You have a place to put your spare, without taking up any valuable cargo space.
  - Comes with a two-inch receiver hitch for a tow bar, hitch rack or other hitch-mounted accessory.
  - The carrier can be lowered to either side for engine access or ladder clearance.
  - Powder-coated for durability and longevity
  - Bolts into the receiver to help prevent rattle

### Specifications

- For 16", 16.5", 19.5", 22.5", 24" and 24.5" wheels
- 10,000-pound capacity
- 400-pound tongue weight
- Mounts in a standard 2-inch receiver hitch

**195225-5 Spare Tire Carrier for motorhomes**  
(Spare tire covers are available through special order)



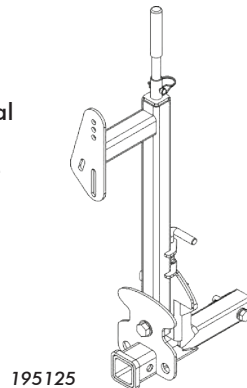
A patented hinge mechanism makes raising or lowering the spare easy.

## Spare Tire Carrier for Vans, Trucks, and SUVs!

All the convenience and performance features of the original spare tire carrier — automatic locking, the patented hinge mechanism for raising or lowering the spare, and an anti-rattle attachment bolt — for smaller vehicles.

- Fits virtually all wheels with lug nut circles up to 8"
- 200-pound tongue weight
- Mounts in a standard 2-inch receiver hitch
- 6,000-pound capacity

**195125 Spare Tire Carrier for vans, trucks and SUVs**



195125


# Hitch Accessories

## Quiet Hitch®

Quiet Hitch stops sway and wander before it begins by eliminating any free play between the receiver and the tow bar (or bike rack, ball mount or whatever you insert) for a solid, seamless connection. Consistent pressure keeps your towing combination tracking straight through curves, crosswinds and sudden maneuvers — all with considerably less effort on your part.

Especially effective on towing combinations with multiple hitch extensions; also reduces free play and noisy rattle caused by bike racks or hitch accessories.

All three Quiet Hitches bolt on in seconds.



**061 Quiet Hitch for 2" hitch receivers**

**062 Quiet Hitch for 2½" hitch receivers**

**061-125 Quiet Hitch for 1¼" hitch receivers**

(The receiver must have a ring or collar around it for Quiet Hitch to attach).



061 shown

## Quick Foot Tongue Jack Extension

If your tongue jack takes forever to raise and lower, you need Quick Foot. Just drop it and pin it to gain up to six inches of trailer tongue height in ten seconds or less! Quick Foot is...

- ...always right where you need it — Quick Foot slides up the tongue jack for easy storage.
- ...adjustable — extends two, four or six inches.
- ...tough — Quick Foot is constructed entirely of steel, with corrosion-resistant zinc plating.
- ...stable — a 7-inch diameter footplate provides maximum stability and resists "sinking in."
- ...a 'no-brainer' improvement over wooden blocks — wooden blocks are an accident waiting to happen, and the insects hiding in them can be an ecological disaster.

**725014 Quick Foot tongue jack extension**

Fits virtually all standard tongue jacks (both manual and electric) with two-inch diameter inner tubes. 5k-pound tongue weight rating

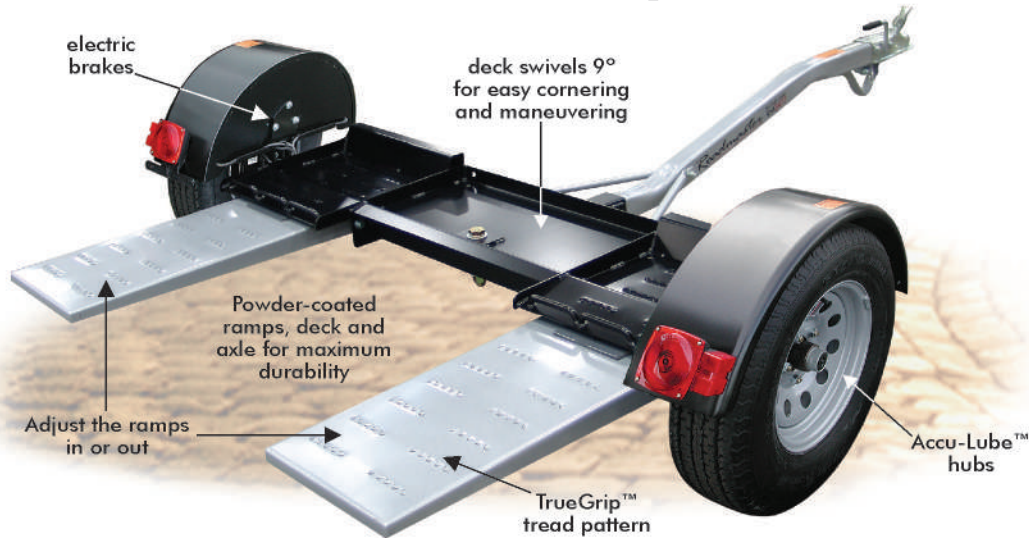




# Roadmaster

Tow Dolly model  
**RM3477**  
part number 2050-1

## The economical adjustable!



### Features

- Slideable 'Easy-load' ramps —
  - Slideable ramps quickly adjust your dolly to tow virtually any car weighing up to 4,250 pounds.
  - Unique TrueGrip laser-cut tread pattern provides positive traction in both directions for safe loading and unloading
- Accu-Lube™ hubs — easily repack the wheel bearings with a grease gun
- Built-in electric brakes for safer stops
- Deck swivels 9° for easy cornering and maneuvering
- Ramps, axle and deck are powder coated for maximum durability
- Complete with adjustable TieDown straps (fit tires with diameters of 30" or less, with 11" or less in tread width) and ratchets
- Easy assembly (average assembly time: one to two hours)

### Specifications

Minimum tire width: 34" inside to inside  
Maximum tire width: 77" outside to outside  
Overall length: 121"  
Overall width: 102"  
Height at fenders: 29"  
Weight — empty: 545 pounds  
Tires: ST205-75 R14 radials  
Maximum weight of towed vehicle: 4,250 pounds  
Trailer ball size: 2"

**2050-1 Tow dolly model RM3477**

## Tow Dolly

### Accessories

**200330-80 Spare tire and wheel**  
For ST205-75 R14 radials

**2120 Magnetic tow lights**

**2110 Tie down ratchet**

### TieDown™ straps

**2150 Adjustable TieDown strap** fits tires with diameters of 30" or less, with 11" or less in tread width



**Add functionality and protection with a spare tire carrier and a Guardian carrier.**

**2000-7 Spare tire carrier for tow dolly** (spare tire not included)

Mount your spare tire and wheel on your tow dolly using this heavy-duty steel, powder-coated mounting bracket. Bolts on and off in seconds.



**2000-8 Guardian carrier for tow dolly**  
(Guardian not included)

Add the protection of our Guardian with this mounting bracket. Helps protect your towed vehicle against damage from rocks and road debris. The all-steel, powder-coated bracket bolts on and off in seconds.

# Fifth Wheel Hitches

The next time you hit the road, why not do it in comfort? With a Comfort Ride™ hitch by ROADMASTER, fifth wheels track as smooth as a Zamboni. A proprietary closed-cell suspension system works to absorb energy at the microscopic level, virtually eliminating towing vibrations before they're transferred to the truck — and then to your back.

Since the suspension system absorbs energy instead of displacing it, chucking is reduced by 90 percent over other systems, including air bags. And unlike air bags, Comfort Ride's suspension is maintenance-free, requires no air compressor and can never leak or blow out.

A four-way articulating coupler with a proprietary latching/engagement system is standard on all models; all models accommodate virtually all long-bed or short-bed trucks (no slider necessary) and mount to the standard four-pin, OEM mounting rail systems available on most late-model GM, Ford and Ram trucks. Or, they can be mounted to a B & W turnover ball system.

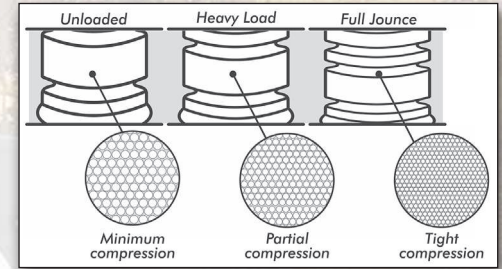
An extra-long handle engages the one-inch jaws that wrap the kingpin at a one-sixteenth-of-an-inch tolerance. The handle makes it easy to reach the hitch from the side of the truck, even if it's a dually. After the kingpin is driven into the saddle, the handle can be locked in place to secure the hitch.

Which is all it takes to hit the road — in comfort.

- **Closed-cell suspension system** reduces chucking by 90 percent
- **Adjustable saddle height** from 12 to 20 inches, in 1½-inch increments
- **Made of high-strength A36 steel**
- **Self-lubricating anti-friction pad**
- **Baked on powder coat finish**



## Proprietary closed-cell suspension absorbs road vibrations



A proprietary system of urethane springs compress to absorb towing vibrations at the microscopic level.

## Comfort Ride Hitches

### CR184 18,000-pound capacity

- Tunable for any trailer weighing up to 18,000 pounds
- 4,000-pound pin capacity
- Weight: 148 pounds

### CR245 24,000-pound capacity

- Tunable for any trailer weighing up to 24,000 pounds
- 5,000-pound pin capacity
- Weight: 180 pounds

### CR308 30,000-pound capacity

- Tunable for any trailer weighing up to 30,000 pounds
- 8,000-pound pin capacity

## Puck Adapters

Roadmaster offers vehicle-specific puck mount adapters for Ford, Chevy/GM and Ram heavy-duty trucks application:

- 23100** Chevy/GM adapters up to '19
- 23120** Chevy/GM adapters '20 and later
- 23200** Ram adapters
- 23400** Ford adapters

Note: If your truck is already equipped with an integrated gooseneck hitch system (B&W or similar), use adapter part 23850.

An extra-long handle makes it easy to lock and unlock the hitch from the side of the bed.



Shown: CR308



## An 80 percent reduction in road-induced vibration

Independent tests\* show Comfort Ride shock absorber and leaf spring systems reduce energy transmission to otherwise-conventional trailers/fifth wheels by more than 80 percent, over a variety of surfaces. Four major design innovations are behind those results:

- **The axles are isolated** — the slipper leaf springs attach to a central hanger that isolates each axle, so the two springs are no longer connected. Each spring is free to absorb and dissipate energy.
- **The shock absorbers are mounted vertically** — patented mounting brackets allow the shocks to be mounted vertically, where they have the leverage to limit up-and-down motion on both compression and rebound.
- **The shock absorbers are angled to provide sway control** — because the shocks are angled to the outside, the trailer's weight stays centered over the tires, which helps control sway by limiting lateral suspension travel and side-to-side rocking.
- **Fewer moving parts** — 10 of the 14 moving parts in a conventional trailer suspension have been eliminated; the remaining four are lubricated with long-life bushings.

Note: Comfort Ride shock absorbers and slipper leaf springs can be installed separately, but when they're installed together, the two components provide the maximum benefit in ride quality.

### Tandem axle shock absorber kits

- 2450 Shock absorber system for 2-3/8" axle diameters**  
2450-50 Third axle kit (components for one additional axle)
- 2460 Shock absorber system for 3" axle diameters**  
2460-50 Third axle kit (components for one additional axle)
- 2470 Shock absorber system for 3 1/2" axle diameters**  
2470-50 Third axle kit (components for one additional axle)

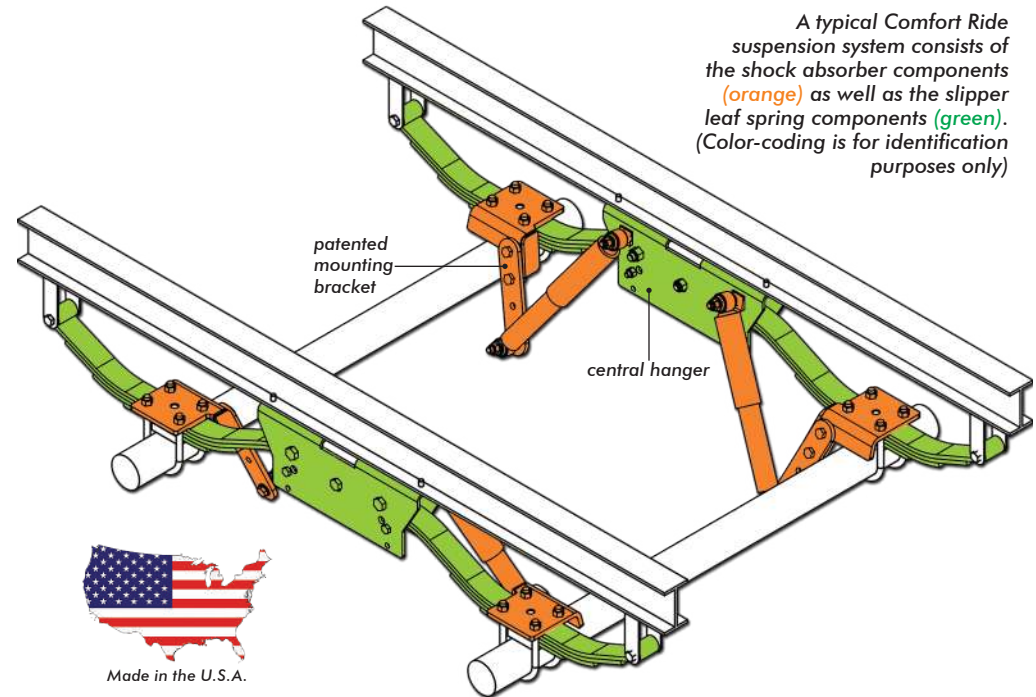
### Tandem axle slipper leaf spring kits

- 2560 Slipper spring system for axles rated up to 5,000 pounds**  
2560-50 Third axle kit (components for one additional axle)
- 2570 Slipper spring system for axles rated up to 7,000 pounds**  
2570-50 Third axle kit (components for one additional axle)
- 2580 Slipper spring system for axles rated up to 8,000 pounds**  
2580-50 Third axle kit (components for one additional axle)

\* At the Navistar Proving Grounds in New Carlisle, IN

# Trailer and Fifth Wheel Ride Control

A typical Comfort Ride suspension system consists of the shock absorber components (orange) as well as the slipper leaf spring components (green). (Color-coding is for identification purposes only)



### A smoother, more comfortable ride

Comfort Ride shock absorber and slipper leaf spring systems will significantly reduce the cause of these common suspension-related symptoms:

- **Chucking** — The truck is rocked forward and aft when the trailer goes over uneven pavement (dips, frost heaves and the infamous bridge expansion joints).
- **Axle roll-up** — During braking, the trailer's rear tires are lifted enough to cause a loss in traction (and a rise in the driver's blood pressure).
- **Suspension rebound** — When a tire goes over an obstacle, the trailer tips sideways. After clearing the obstacle, the leaf springs (and the trailer with them) rebound like a pogo stick.



The complete Comfort Ride system (above) includes shock absorbers and slipper leaf springs.

# Suspension Solutions

We're the suspension experts.

Motorhome manufacturers make your RV "livable."  
We help make your motorhome "drivable."



## What do our customers say?

### Do you need a custom suspension component?

Every "yes" to the following questions is a "yes" for an anti-sway bar, a steering stabilizer and/or a trac bar...

- Does the vehicle "roll" when cornering?
- Does driving for an extended period of time leave you physically exhausted?
- Do passing trucks and crosswinds rock your vehicle back and forth?
- Is your rig all over the road — can't keep it between the lines?
- Would you lose control if one of the front tires blew out?
- Does the steering wheel have a mind of its own?
- Is driving a 'white knuckle' experience?



Made in the U.S.A.

### Which component is right for you?

ROADMASTER designs, engineers and manufactures anti-sway bars, steering stabilizers and trac bars. They work in concert with the other components of your suspension system to add stability and control.

The chart on this page identifies the primary benefits of aftermarket suspension products. Each one has value — for a specific application. Use the chart to make an informed, educated decision about what aftermarket suspension product(s) will enhance your vehicle's stability, handling and maneuverability.

"After installing the (anti-sway) bar, the truck handles like a Ferrari! Unbelievable how this has changed the unfavorable handling characteristics into a finely-tuned, very user-friendly vehicle with exceptional road manners. After the installation, I test-drove doing hard swerves... like being on rails! I highly recommend adding these to your chassis."  
— C. Sommer, Fort Wayne, IN

"I recently purchased a Roadmaster Reflex steering stabilizer for my F350, and was amazed at the difference. I'm now able to be proactive behind the steering wheel, rather than having to react to it. The Reflex steering stabilizer also made an amazing difference when towing a trailer."  
— R. Paul, Pilot Hill, CA

"...These products WORK and are worth every penny. To have peace of mind and feel in control of your coach is a fantastic feeling."  
— D. Guida, Loxley, AL


Problem	Shock Absorbers	Air Bags	RSS Anti-Sway Bar	Bell Crank	TruTrac™ Bar	Generic Steering Dampener	Reflex Steering Stabilizer
<b>Bouncing</b>	X						
<b>'Porpoising'</b> (up and down movement)	X						
<b>Rough Ride</b>	X	X					
<b>Sway</b> ('body roll')			X				
<b>Soft Steering</b>			X	X	X	X	X
<b>Wind Buffeting</b> (crosswinds, wind gusts and passing 18-wheelers)			X		X		X
<b>Wander</b>				X	X		X
<b>Rut Tracking</b>					X		X
<b>Blow Out Protection</b>						X	X
<b>Load Leveling</b>		X					

# Anti-Sway Bars

## Why fight it?

Does your suspension have the best of you?...beat you down?...control you?

Driving your RV should be an enjoyable experience. And it can be. Adding a set of RSS anti-sway bars to your suspension has an immediate effect on stability and cornering control.



Does your motorhome (or SUV, pickup truck or van) handle like the Queen Mary? Does it pitch and roll with every gust of wind or passing semi, or list to port or starboard on the curves, or waddle over speed bumps, railroad tracks and driveways?

Well, it shouldn't. As a matter of fact, motorhomes can be made to handle just like what they are — motor vehicles — with two aftermarket upgrades.

Upgrading your shock absorbers will control up and down motion. But the best shocks in the world won't affect side to side motion (the "Queen Mary effect," commonly called "body roll" or "sway") by one iota.

### The solution to sway is in the suspension.

Adding a set of custom anti-sway bars to your suspension system will have the same effect on sway as a good set of shocks has on up and down motion — there's an immediate improvement in stability and tracking, especially on the curves.

For many motorhome owners, this is an empowering experience. What was beyond their control, just yesterday, is suddenly within it — cornering with confidence, quicker maneuvering and a remarkably level ride over uneven terrain — all without launching the dishes out of the cupboard.


And even after eight or 10 hours at the wheel they arrive fresh, instead of fatigued, which means they can start enjoying the Grand Canyon, the Grand Tetons or the grandkids right away.




typical anti-sway bar kit  
(components vary)



Ours



Theirs



## A better anti-sway bar.

RSS anti-sway bars are built to offer significantly more resistance to sway than stock bars...

- **Bigger is better** — RSS anti-sway bars have a thicker diameter than stock bars (often, a quarter to three-eighths of an inch more). Each incremental increase in diameter has an exponential effect on performance — on average, torsional roll stiffness is increased by 30 percent with every 1/8" increase in diameter. In plain English — RSS anti-sway bars offer up to 90 percent more resistance to sway.
- **A high-grade alloy** — RSS anti-sway bars are made of 4140 "chromoly" steel (a chrome and molybdenum alloy) which is considerably stronger and more durable than the standard spring steel (a 1020 grade) used in many stock anti-sway bars.
- **A better pivot point** — RSS anti-sway bars have polyurethane bushings, which, unlike the rubber used in stock bushings, is impervious to gas, oil and ozone corrosion, is more resistant to abrasion, and doesn't buckle under heavier load weights.



**R**eflex steering stabilizers are a safety feature for Class A and C motorhomes, SUVs, vans and emergency vehicles. Tempered steel springs, which are attached to the tie rods and undercarriage, automatically compensate for oversteer caused by pot holes, rut tracks and other unfavorable road conditions, as well as crosswinds and passing 18-wheelers.

The springs react instantaneously to bring the vehicle back to center.



### Reflex helps you handle...

- **Front tire blow out** — when you blow out a front tire, your vehicle will make an abrupt turn toward that tire, causing you to veer into oncoming traffic or off the road. The stabilizer reacts instantaneously to bring the vehicle back to center.
- **Crosswinds and passing traffic** — works to keep your steering centered and prevents oversteering to help control your vehicle more effectively.
- **Road fatigue** — helps you stop fighting the steering wheel for control. The stabilizer keeps the steering wheel centered — not you.
- **Rut tracking** — ruts cause you to oversteer. With the Reflex steering stabilizer on board, your reactions become easier, eliminating overcompensation when steering out of a rut.
- **Rut edging** — when your tire drops off the edge of the pavement, it can startle even the most careful driver. The Reflex steering stabilizer keeps you going straight — helping you control the vehicle until you're back on the road.
- **Pot holes and debris** — with a Reflex steering stabilizer in place, the motorhome stays straight and goes where you want, even when you bounce through a pot hole or other dangerous road condition.



**When control is an issue** — adding a Reflex steering stabilizer has an immediate effect on maneuvering control.

## Stabilizers and Trac Bars

RSS suspension products are vehicle-specific.

### TruTrac®

Does your motorhome vibrate from side to side?

Are 'wandering,' 'rut tracking' and 'lazy steering' a problem?

Tired and fatigued trying to keep in line going down the road?



TruTrac bars link the chassis to the front axle, eliminating excessive axle side play, without affecting normal up-and-down suspension travel. The result is precise, predictable handling. The benefits are an immediate improvement in both vehicle performance and safety, as well as increased driver comfort — more positive control means less driver fatigue.

Each TruTrac bar comes complete with all mounting hardware, and installs using pre-drilled factory holes — no drilling or welding required. They will not interfere with original equipment or affect any factory warranty.

TruTrac bars are available for Ford F53 chassis (V8 and V10), all Workhorse motorhome chassis (W16, W18, W20, W22 and W24) and Kodiak 45/5500 chassis. They use polyurethane bushings for maximum stability and longevity.

#### What do our customers say?

"My F53 chassis would vibrate so bad that it shook the whole motorhome. The only way to stop the vibration was to slow down to 20 mph — which almost got me rear-ended twice. Finally my wife told me, 'I'm not riding in that motorhome any more.'"

A mechanic told me about TruTrac bars. I had one installed and the vibrations stopped immediately. I drove that motorhome for another 150,000 miles (with my wife back on board) and it was solid as a rock.

Buying that TruTrac bar was the best move I ever made."  
— John Kielty, Reno, Nevada

# Care and Cleaning



## LubeMaster® silicone spray

LubeMaster is the ideal lubricant for tow bars, awning arms, window tracks, folding steps or for hundreds of other applications around the home and RV.

It's a dry silicone, which doesn't attract dirt or road grime that can cause binding.

Meets Volatile Organic Compound (VOC) standards.

**747 LubeMaster**

## Tow Bar Cleaner

A fast-acting, environmentally-friendly solution that makes cleaning your tow bar a breeze. Removes dirt and grime build-up, penetrating into blind holes and between adjacent surfaces. Melts away road film, diesel exhaust, bugs, tar, grease and grime, dirt and debris.

Biodegradable, non-toxic, contains no phosphates or petroleum distillates.

Designed for tow bars but works wonders on any surface that's hard to clean.

**9932 Tow Bar Cleaner**  
22 oz. spray



## Voom™ RV

The newest cleaning technology in Voom RV allows you to use only one cleaner for all of your RV's cleaning and maintenance. From top to bottom, front to rear, inside and out, Voom RV is the only cleaner you will ever need.

Voom RV is an all-purpose cleaner that's safe for all surfaces not harmed by water. And it's safe for the planet — Voom RV is biodegradable and contains no petroleum distillates. Great for around the home, too!

**Exterior uses:** aluminum; awnings; black streaks; chrome; bug stains; painted surfaces; rubber; rubber roofs; screens; tar; wheels and more! **Interior uses:** appliances; carpets; counter tops; fiberglass; grease; hard water stains; mold and mildew; pet stains; spot cleaning; tubs; toilets; upholstery.

**9911 Voom RV** 32 oz. spray  
**9910 Voom RV** 1 gallon  
**9955 Voom RV** 55-gallon drum



## A beautiful shine and great UV protection

## Voom™ Gold

Effortless showroom shine and UV protection in seconds — uniquely formulated Voom Gold produces a microfine UV- and chemical-resistant film, creating a deep, rich luster that will deepen with each application, protecting surfaces from further oxidation or deterioration. Spray on, wipe off — it's that simple!

Perfect for both smooth and textured surfaces, vinyl, rubber, plastic and fiberglass. Renews and protects all exterior surfaces from further oxidation and deterioration. Contains no acrylic polymers that yellow and crack. Shine lasts for months and deepens with every application.

**9941 Voom Gold** 22 oz. spray  
**9940 Voom Gold** 1 gallon



Made in the U.S.A.



**WHEEL MASTERS™**

*Innovative solutions for performance, safety and beauty*

## Vision Plus™ portable side view mirrors

Mount these portable mirrors quickly and easily on the door or fender of your tow vehicle. Each mirror extends up to 17" so you can see to back up and monitor how your trailer is tracking.

Adjustable-length nylon strap and non-scratch hooks at the top and bottom of the door or fender hold the 9½" long x 6¾" wide x 2½" deep stainless steel mirror heads securely in place.

The mirrors are powder coated for durability and good looks; rubber padding helps control vibration and prevent scratching.

- 6500** Vision Plus mirror (shown), two-pack
- 6510** Vision Plus 5" round convex wide-angle mirror
- 6600** Eagle Vision 7" square mirror assembly
- 6800** Wide angle spot mirror, 3¼" x 3¼"



# Mirrors and trailer levels

## Level Master™ trailer levels

These giant all-in-one RV levels provide visual side-to-side and front-to-rear leveling assistance for trailers, fifth wheels and motorhomes.

Both can be viewed from the driver's seat to help locate the best level location for parking your RV. Each mark on the side-to-side scale indicates one inch of blocking.

The front-to-rear scale is adjustable and can be easily viewed while operating your tongue jack.


The leveling bars are encased in UV-resistant plastic — no leaking or rusting sometimes associated with other levels.

Both levels come with instructions to easily install them on your trailer or motorhome. The Level Master bracket (part number 6700BK; see below) can be used with either level.

- 6700** Level Master — 11" x 2¾" all-in-one level — metal housing
- 6780** Level Master with 6700BK bracket
- 67200** Level Master 2 — 10¾" x 2-7/8" all-in-one level — UV-resistant plastic housing



*Level Master 2 without bracket*



*Level Master with bracket*

### Level Master bracket

Adds flexibility to the installation of the Level Master 6700 or 67200 (above) on pin box surfaces that are 25° to 90°.

- Heavy-duty plastic
- Mounting hardware included
- Easy to mount
- Adjustable to fit your needs
- Fits most fifth wheel pin boxes

**6700BK** Level Master bracket



**Fits most fifth wheel pin boxes  
For both Level Masters (above)**



# Dual Tire Inflators

Dual tires out of sight? Out of reach? Out of air?

**Safe travel begins with safe tires.**

- On average, one out of every four vehicles on the road today is being driven with under-inflated tires.
- A tire can lose up to half its pressure without appearing to be under-inflated.
- Tires can lose one to two psi per month in normal conditions.
- Driving with under-inflated tires is the number one cause of tire wear and catastrophic blowouts.




The tire on the left is dangerously low, yet to the naked eye, looks the same as the full tire on the right.

Easy to install, the inflation hoses attach to your existing valve stem (no need to remove your valve core) allowing you to inflate and equalize your tires in seconds!

A typical dual tire inflator kit includes:

- four stainless steel hoses with quadruple-crimped plated brass fittings
- mounting brackets
- retaining nuts
- valve caps
- all attachment hardware



## Wheel cover-mount dual inflators



- 8208 Wheel cover-mount stainless steel 4-hose kit** for 16" to 19½" dual wheels, with 45° extenders for front tires
- 8008 Wheel cover-mount two-ply rubber 4-hose kit** for 16" to 19½" dual wheels, with 45° extenders for front tires

## Hand hole-mount dual inflators



- 8009 Hand hole-mount stainless steel 2-hose kit** for 16" to 19½" inner dual wheels
- 8007 Hand hole-mount two-ply rubber 2-hose kit** for 16" to 19½" inner dual wheels




**WHEEL MASTERS™**

**Checking and inflating tires is as easy as 1, 2, 3!**

- 1) Determine your mounting system: hub-mount; hand-hole mount; or wheel cover mount.
- 2) Determine which style fits your budget: two-ply rubber or stainless steel.
- 3) Determine how many hoses you need: two-hose kit (inner dual wheels only); or four-hose kit (both inner and outer wheels).



## Hub-mount dual inflators



### Hub-mount stainless steel

- 8001 4-hose kit** for 16" to 19½" wheels
- 8002 2-hose kit** for 16" to 22½" inner dual wheels
- 8004 4-hose kit** for 22½" wheels
- 8005 2-hose kit** for 22½" inner dual wheels
- 8110A 4-hose kit** for 22½" aluminum wheels

### Hub-mount two-ply rubber

- 8003 4-hose kit** for 16" to 19½" wheels
- 8006 2-hose kit** for 16" to 19½" inner dual wheels

# Stainless steel wheel covers, tire pressure gauges

## Stainless steel wheel covers

These low-profile, aerodynamically-designed covers will look great for years thanks to their stainless steel construction. The 16" and 16½" models have an easy-to-install, snap-in retention system; the 19½" models include a hardware retention system. Both retention systems hold tight, keeping your cover centered on the wheel and preventing wobble.



### Wheel Masters wheel covers with one-year limited warranty

PART NUMBER	SIZE	APPLICATION
3160B0.....	16"	all (no Budd or split rim 8-lug)
3165B0.....	16½"	all (no Budd or split rim 8-lug)
319580.....	19½"	Ford 8-lug (no split rims)/hardware included
3195B0.....	19½"	all (no 8-lug or split rim)/hardware included, 10-lug

Note: Wheel Masters kits have four wheel covers each.

### Namsco wheel covers

PART NUMBER	SIZE	APPLICATION	QTY
7160B0.....	16"	all (no Budd or split rims)/hardware not required, 8-lug	4
7160B1.....	16"	all (no Budd or split rims)/hardware not required, 8-lug	1
7165B0.....	16½"	all (no Budd or split rims)/hardware not required, 8-lug	4
7165B1.....	16½"	all (no Budd or split rims)/hardware not required, 8-lug	1
719580.....	19½"	Ford 8-lug (no split rims)/hardware included	4
719581.....	19½"	One single front — Ford 8-lug front (no split rims)/hardware included	1
719583.....	19½"	One single rear — Ford 8-lug rear (no split rims)/hardware included	1
7195B0.....	19½"	all (no 8-lug or split rims)/hardware included, 10-lug	4
7195B1.....	19½"	One single front — all — front (no 8-lug or split rims)/hardware included, 10-lug	1
7195B3.....	19½"	One single rear — all — rear (no 8-lug or split rims)/hardware included, 10-lug	1
7140.....		hardware kit for 7165BB0 and 7195B0	1
7142.....		hardware kit for 7165SPO	1
7140F.....		hardware kit for 719580	1
9130.....		3-prong center cap for all Namsco wheel covers	1
9003-4.....		4-prong snap-in lug nut cover for wheel covers	4

**Free!**  
A dual tire inflation hose kit (part number 8008, see page 34) is included with all **Wheel Masters** wheel cover kits.  
(Offer does not apply to Namsco wheel covers.)

## Tire pressure gauges

Proper air pressure is an integral part of a safe road adventure and boosts your gas mileage. These professional-quality, easy-to-read gauges are designed to help you get to your next stop safe and sound while saving you money.

### Deluxe tire pressure gauge

- For trucks and RVs
- High ANSI grade B accuracy
- Shock resistant
- Convenient pressure release button
- Measures from 10 to 160 psi
- Easy-to-read dial
- Protective case

**8216 Deluxe tire pressure gauge**



8216



8200-00

### Universal tire pressure gauge

- Measures from 10 to 120 psi
- Holds pressure after you disconnect it so you can bring the gauge up to read it
- Tread depth indicator
- No-slip rubber grip
- Convenient 'quick release' pressure release button
- Easy-to-read dial
- Protective case
- Swivel head

**8200-00 Universal tire pressure gauge**

### Dual air chuck tire pressure gauge

- Either push or pull onto the valve stem
- For trucks and RVs
- Measures from 10 to 150 psi
- For all valve stem applications

**8216-4 Long dual foot tire pressure gauge**



8216-4  
length: 11½"

### 90° tire pressure gauge

Can't reach your valve stem because of those small hand holes? This 90° bend gauge allows you access to those hard-to-reach areas to properly check tire pressure.

- Durable stainless steel construction
- Easy-to-read indicator
- Measures in two-pound increments from 10 to 160 psi.

**8216-5 90° tire pressure gauge**




8216-5  
length: 11½"

### Short dual foot tire pressure gauge

- Measures from 10 to 120 psi
- For all valve stem applications
- Spring pocket clip

**8216-6 Short dual foot tire pressure gauge**



8216-6  
length: 6"

# Valve stem support, valve extenders and lug nut covers

## Rubber valve stem support

Does your 16" wheel have a rubber valve stem? Rubber may be insufficient to support an aftermarket air extension hose or extender. Easy to install, the valve stem support clips to the wheel and attaches to the factory valve stem — no tools required.

The bracket supports and strengthens the valve stem against the extra weight and rotation force while in motion.

For all 16" wheels with rubber valve stems.

**8029VS Rubber valve stem support**



## Custom lug nut covers

Dress up your plain wheels or replace lost lug nut covers with stainless steel lug nut covers. Designed to stay rust- and corrosion-free for years.

Each cover fits snugly over your existing lug nuts and stays in place even in the toughest conditions.



**8010 GM/Chevrolet 1" lug nut covers** — stainless steel, eight-pack

**8011 Ford 1-1/16" lug nut covers** — stainless steel, eight-pack

**8012 1 1/2" truck lug nut covers** — stainless steel, six-pack

**8019 Ford 7/8" lug nut covers** — stainless steel, eight-pack

**9003-4 Snap-in four-prong lug nut covers for wheel covers** — four-pack

**9003-5 Snap-in four-prong lug nut covers for wheel covers** — five-pack

**9005-6 Lug nut covers for 22 1/2" hub piloted wheels (33mm)** — stainless steel, six pack

## Dual tire valve extenders

Enjoy easy access to your hard-to-reach valve stems with these durable, nickel-plated brass valve extenders. They make checking and inflating your dual tires easy. Available in straight, 45°, 90°, 135° and 180° sets.

### Straight valve extenders

Sets include two straight extenders and two caps.

**80292 2" straight valve extender**

**80293 3" straight valve extender**

**80294 4" straight valve extender**



### 45° valve extender

Angled for easy access.

Set includes two 45° extenders and two caps.

**8029 45° valve extender**



### 90° valve extender

Angled for easy access.

Set includes two 90° extenders and two caps.

**802990 90° valve extender**



### 135° valve extender

Angled for easy access.

Set includes two 135° extenders and two caps.

**8029135 135° valve extender**



### 180° valve extender

Angled for easy access.

Set includes two 180° extenders and two caps.

**8029180 180° valve extender**



# GOT AIR?

## Universal lug nut cover pliers

Remove and install your lug nut covers quickly with these universal lug nut cover pliers. The rubber-coated handles provide a non-slip grip and their 9" length makes it easy to reach down into deep dish wheels. Made of heavy gauge steel for durability and strength.

**8211 Universal lug nut cover pliers**



## Valve stem end caps

These sturdy valve stem caps look great, plus they don't rust, providing you with years of detailed beauty. They also assist in maintaining proper tire air pressure.

**8030 Valve stem end caps** — six-pack



"Our tow car was struck on the driver's side by another car while we were parked. The collision was pretty violent — the other car was traveling about 40 mph (when it) struck the driver's door of our Honda CRV. The damage to our vehicle; his Honda Accord was totaled. The impact moved our CRV about three feet sideways. (Our) Falcon 2 tow bar was not damaged at all."

— D. Phillips, Hermosa, SD

"I was parked in a truck stop with my car attached to my RV by your Sterling tow bar. A semi-trailer backed up and pushed my car onto the back bumper of my RV. When I walked back to my car, the front wheels were three feet off the ground and the tow bar was holding it up! The police officer who took my statement couldn't believe the strength of your system."

— J. Miller, Cedarville, NJ



Time Tested • Time Proven

All illustrations and specifications contained in this catalog are based on the latest information available at the time of publication. Roadmaster, Inc. reserves the right to make changes at any time, without notice, in material, specifications and models, or to discontinue models.

Learn more about trailer hitches and towing we have.