



TABLE OF CONTENTS

Air Cleaners /Air Scoops & Accessories	02 - 18
Oval and Round Air Cleaners and Elements	
Dress-up Kits	19 - 21
Valve Covers & Accessories	21 - 54
Valve Covers, Breathers, Gaskets, Hold Downs, and Wire Looms	
Oil Pans & Accessories	55 - 69
Oil Pans, Oil Pump Pickups, and Dipsticks	
<u>Transmission Pans</u>	70 - 73
Transmission Pans and Dipsticks	
Differential Covers and Gaskets	74 - 79
Timing Chain Covers & Tabs	80 - 83
Cooling Parts & Accessories	84 - 101
Water Pumps, Water necks, Hose Kits, Fans, Overflow Tanks, and Trans Coolers, Radiators	
Internal & External Engine Parts	102 - 111
Balancers, Rocker Arms, Manifolds, Connecting Rods and Cylinder Heads	
Pulleys	112 - 120
Water Pump, Crankshaft, Alternator, and Power Steering Pulleys	
Brackets	121 - 124
Alternator and Air Conditioning Brackets and Power Steering Brackets	
Gauges & Accessories	125 - 129
Fuel System Parts	130 - 142
Fuel Lines, Filters, Block-off Plates, and Carburetor Adaptors	
Exhaust Headers	143 - 145
Ignition Parts	146 - 155
Exterior Parts	156 - 163
Interior Parts	164 - 173
Gaskets	174 - 175
Brake Parts	176 - 190
Suspension Parts	191 - 199
Power Steering Parts & Accessories	200 - 205
AN Fittings	206 - 208
Miscellaneous	209 - 212
Index	212 - 217

Air Cleaners/Air Scoops & Accessories

“Hilborn” Style Aluminum Hood Scoop

Dual Quad (20" long x 5" tall)
Adjustable centerline on dual quad (7 3/4" to 9 1/4")
Fits carburetors with 5 1/8" neck


	Style	Paper Element	Washable Element
Polished w/ Fins	Single Quad	R5235	R5235X
	Dual Quad	R5233	R5233X



R5233

Replacement Hardware and Base Plates

Description	Package #
Hardware	R5223
Screen Bezel	R5226
Screen (2 pieces)	R5227
Foam Element	R5228
6" Air Cleaner Top	R5229
Square Shape Base Plate	R5230
Oval Shape Base Plate	R5231
Paper Element	R2116



(sold as individual pieces)

Polished Aluminum “Shot Gun” Style Hood Scoops

Designed to fit 5-1/8" neck carbs only. Single or dual 4-barrel carb setup (or 4-barrel throttle bodies), sideways or inline. Measures 20-1/2" long, 11-1/4" wide and 6" tall. The opening at the base of the scoop is 7-3/8" x 18-1/8"

		Washable Element	Paper Element
Finned	Polished	R5234X	R5234B
Plain	Polished	R5236X	R5236B
Finned	Black	N/A	R5234BK
Plain	Black	N/A	R5236BK



R5234B



R5236B

“Hilborn” Style Aluminum Mini Hood Scoops

For Single Quad - 13 1/2" long x 4 1/2" tall with inlet screen and bezel. Fits carburetors with 5 1/8" neck. 6 3/8" x 2 1/2" element & mounting hardware included.

	Style	Paper Element	Washable Element
Plain	Polished	R5245	R5245X
Plain	Black	R5245BK	N/A
5 - Fins	Polished	R5246	R5246X
5 - Fins	Black	R5246BK	N/A
Full Finned	Polished	R5247	R5247X
Full Finned	Black	R5247BK	N/A



R5245



R5246



R5247



R5246BK

Aluminum Street Hood Scoop

Comes with three "round" inlet butterflies (20" long)
 Fits carburetors with 5 1/8" neck. Adjustable centerline
 on dual quad (7 3/4" to 9 1/4"). Includes 6 3/8" x 2 1/2" paper
 element & mounting hardware. Flaps reversible. Available
 in Red or Black. Adapter plates included for either dual or
 single application.

	Style	Paper Element	Washable Element
Plain	Polished	R5339	N/A
Plain	Black	R5339BK	N/A
Finned	Polished	R5239	R5239X
Finned	Black	R5239BK	N/A



R5239



R5339

Hardware for R5239 - Butterfly/Shaft/Z Bar/Hardware

Package #
R5241



Mini Aluminum Hood Scoop

For Single Quad - 10" tall x 4-1/2" long with inlet screen
 and bezel. Fits carburetors with 5 1/8" neck.
 6 3/8" x 2 1/2" element & mounting hardware included.

Finish	Style	Package #
Polished	Plain	R5250
Polished	Finned	R5251
Polished	Flame	R5252



R5250



R5251

Plain Aluminum Fabricated Hood Scoop

For Single Quad - open screen sheet metal design (15 1/2" long)
 Fits carburetors with 5 1/8" neck.
 6 3/8" x 2 1/2" paper element & mounting hardware included.

Screen	Finish	Package #
With	Polished	R5360
Without	Polished	R5361
Without	Black	R5361BK



R5360



R5361

12" and 15" Oval Filter Top Air Cleaner Kits

Polished Aluminum construction with Pre-Oiled, Washable element.
 Fits single quad carburetors with 5-1/8" neck. Includes mounting
 stud, element and base.

Size	Package #
12" x 2" Washable Element	R5020
12" x 2" Top Only	R5020T
12" x 2" Top Only - Flame	R5020XT
12" x 2" Washable Element - Flame	R5021
15" x 2" Washable Element	R5022
15" x 2" Washable Element	R5023
15" x 2" Top Only	R5023T
15" x 2" Top Only - Flame	R5023XT



R5020



R5020XT



R5021

DES. PAT D 535, 373

12" Stamped Steel Oval Air Cleaner Kits

Chromed Steel construction with Paper or Washable element.
Fits single quad carburetors with 5-1/8" neck. Includes polished steel mounting stud, element and base.

Size
12" x 2" Paper ELEMENT
12" x 2" Washable ELEMENT
12" x 2" Air Cleaner Top
12" x 2" Air Cleaner Base

Package #
R2220
R2220X
R2220T (Top Only)
R2220B (Base Only)



Half Finned Air Cleaner - Fully Polished

Package#	Description
R6300	12" x 2" Polished Alum Half Finned A/C Set Paper Element
R6300T	12" Polished Alum Oval Half Finned A/C Top
R6301	12" x 2" Polished Alum Half Finned A/C Set Washable Element
R6305	Alum Oval A/C Set 15" x 2" Half Finned W/ Paper Element
R6305T	15" Polished Alum Oval A/C Top - Half Finned
R6306	Alum Oval A/C Set 15" x 2" Half Finned Washable Element



R6300T



R6301



R6305T

Polished Aluminum Finned Oval Air Cleaner Kits

Nostalgic Polished Aluminum Top and Base with Paper or Washable element.
Fits single quad carburetors with 5-1/8" neck.
Includes a polished steel mounting stud.

Half Finned

Size	Style	Package
12"x 2"	Paper Element	R6320
12"x 2"	Washable Element	R6321
12"x 2"	Air Cleaner Top Only	R6320T
15" x 2"	Paper Element	R6310
15" x 2"	Washable Element	R6311
15" x 2"	Air Cleaner Top Only	R6310T

Full Finned

Size	Style	Package
12" x 2"	Paper Element	R6313
12" x 2"	Washable Element	R6314
12" x 2"	Air Cleaner Top Only	R6312
15" x 2"	Paper Element	R6318
15" x 2"	Washable Element	R6319
15" x 2"	Air Cleaner Top Only	R6318T



R6320 - Half Finned Style



R6314 - Full Finned



R6313 - Full Finned



R6318 - Full Finned

12" Oval Air Cleaner Set

Aluminum top with polished aluminum base
Fits single quad carburetors with 5 1/8" neck
Polished steel mounting stud included

	Style	2" Paper Element	2" Washable Element
	Plain Polished	R6020-1	R6112
	Plain Chrome	R6020-1C	R6113
	Black Painted	R6020-1BK	N/A
	Ball-milled Polished	R6020	R6110
	Black Painted	R6020BK	N/A
	Ball-milled Chrome	R6020C	R6111
	Flame Polished	R6020X	R6114
	Flame Chrome	R6020XC	R6115
	Raised Flame Polished	R5120	R5121
	Raised Red Flame Polished	R5123	R5124

AIR CLEANERS /AIR SCOOPS
& ACCESSORIES

15" Oval Air Cleaner Set

Aluminum top with polished aluminum base. Fits single quad carburetors with 5 1/8" neck
Polished steel mounting stud included

	Style	2" Paper Element	2" Washable Element
	Plain Polished	R6021-1	R6122
	Plain Chrome	R6021-1C	R6123
	Black Painted	R6021-1BK	N/A
	Ball-milled Polished	R6021	R6120
	Black Painted	R6021BK	N/A
	Ball-milled Chrome	R6021C	R6121
	Flame Polished	R6021X	R6124
	Flame Chrome	R6021XC	R6125
	Flame Polished	R6317	R6316

Aluminum Oval Air Cleaner Tops and Base Only

Size	Style		Package#
12"	Polished	Base	R6020B
15"	Polished	Base	R6021B
12"	Plain Polished	Top	R6020-1T
12"	Ball-milled Polished	Top	R6020T
15"	Ball-milled Polished	Top	R6021T
15"	Plain Polished	Top	R6021-1T
12"	Raised Flame Polished	Top	R5120T
12"	Raised Red Flame Polished	Top	R5123T

*All Tops Include Stud



R6020B



R6021B



R6020T



R6021T



R6020-1T






R5120T

19" Dual Quad Oval Air Cleaner

Adjustable for Custom Setups!

Aluminum top with polished aluminum base. Fits carburetors with 5 1/8" neck. Includes all hardware and 2 sets of baseplates for custom dual carburetor. Adjustable centerlines from 6-7/16" to 10".

Patent Pending	Style	2" Paper Element
	Plain Polished	R6220
	Ball-milled Polished	R6221
	Flame Polished	R6222


Replacement Filters

Element
Paper Element
Washable Element

Package #
R6218
R6219



R6218



14" Half - Finned Round Air Cleaner Set

Nostalgic Polished Aluminum top with chrome steel base. Fits single quad carburetors with 5 1/8" neck. Polished steel mounting stud included

		Style	Flat Base	Recessed Base	Hi-Lip Base	Off-Set Base	Dominator Base
3" Element	Paper Element	R6722	R6720	R6724	R6726	R6728	
	Washable Element	R6723	R6721	R6725	R6727	R6729	
4" Element	Paper Element	R6732	R6730	R6734	R6736	R6738	
	Washable Element	R6733	R6731	R6735	R6737	R6739	



Polished 14" Plain Round Air Cleaner Set

Polished Aluminum top with chrome steel base. Fits single quad carburetors with 5 1/8" neck. Polished steel mounting stud included

		Style	Flat Base	Recessed Base	Hi-Lip Base	Off-Set Base	Dominator Base
3" Element	Paper Element	R6902	R6901	R6903	R6904	R6918	
	Washable Element	R6912	R6911	R6905	R6906	R6919	
4" Element	Paper Element	R6930	R6932	R6934	R6936	R6938	
	Washable Element	R6931	R6933	R6935	R6937	R6939	



Polished 14" Ball-Milled Round Air Cleaner Set

Polished Aluminum top with chrome steel base. Fits single quad carburetors with 5 1/8" neck. Polished steel mounting stud included

		Style				
		Flat Base	Recessed Base	Hi-Lip Base	Off-Set Base	Dominator Base
3" Element	Paper Element	R6802	R6801	R6803	R6804	R6808
	Washable Element	R6813	R6811	R6815	R6816	R6809
4" Element	Paper Element	R6817	R6819	R6821	R6823	R6825
	Washable Element	R6818	R6820	R6822	R6824	R6826



Chrome 14" Ball-Milled Round Air Cleaner Set

Chrome Aluminum top with chrome steel base. Fits single quad carburetors with 5 1/8" neck. Polished steel mounting stud included

		Style				
		Flat Base	Recessed Base	Hi-Lip Base	Off-Set Base	Dominator Base
3" Element	Paper Element	R6802C	R6801C	R6803C	R6804C	R6808C
	Washable Element	R6813C	R6811C	R6815C	R6816C	R6809C
4" Element	Paper Element	R6817C	R6819C	R6821C	R6823C	R6825C
	Washable Element	R6818C	R6820C	R6822C	R6824C	R6826C

14 X 3" Full Finned Air Cleaner Set

Fits carburetors with 5 1/8" neck. Aluminum finned top with chrome steel recessed base.


Element *Package #*
 Washable **R6707**
 Paper **R6708**
 Air Cleaner Top Only **R6708T**



R6708

Polished Aluminum Air Cleaner Tops

Size	Style	Package#
14"	Finned Polished	R6709
14"	Smooth Polished	R6900
14"	Flame Polished	R6900X
14"	Ball-milled Polished	R6800



R6709



R6900



R6900X



R6800

14" x 3" Polished Raised Flames Round Air Cleaner Set

Complete kits come with steel recessed base.
Fits 5 1/8" Carburetor Necks

Style *Package #*
Top Only **R6907**
Paper Element **R6908**
Washable **R6909**



R6908

R6909

Nostalgic Chromed Aluminum top with recessed base.
Polished steel mounting stud included

Style *Package #*
Paper Element **R6861X**



R6861X



Polished 14" Flame Air Cleaner Set

Polished Aluminum top with chrome steel base. Fits single quad carburetors with 5 1/8" neck. Polished steel mounting stud included

Style



		Flat Base	Recessed Base	Hi-Lip Base	Off-Set Base	Dominator Base
3" Element	Paper Element	R6902X	R6901X	R6903X	R6904X	R6918X
	Washable Element	R6915	R6913	R6905X	R6906X	R6919X
4" Element	Paper Element	R6930X	R6932X	R6934X	R6936X	R6938X
	Washable Element	R6931X	R6933X	R6935X	R6937X	R6939X



14" Super Flow Filter Top Air Cleaner Set

Chrome or Black trimmed top with Chrome Steel base. Fits single quad carburetors with 5 1/8" neck. Polished steel mounting stud included

Style



		Flat Base	Recessed Base	Hi-Lip Base	Off-Set Base	Dominator Base
3" Washable Element	Chrome Trim	R2028X	R2029X	R2026X	R2027X	R2441X
	Black Trim	R2404X	R2405X	R2406X	R2407X	R2446X
4" Washable Element	Chrome Trim	R2428X	R2429X	R2426X	R2427X	R2442X
	Black Trim	R2408X	R2409X	R2410X	R2411X	R2447X



14" Louvered Style Air Cleaner Set






Chrome Steel top with Chrome Steel base. Fits single quad carburetors with 5 1/8" neck. Polished steel mounting stud included

Style					
	Flat Base	Recessed Base	Hi-Lip Base	Off-Set Base	Dominator Base
3" Tall Paper Element	R4196	R4195	R8011	R8012	R8013



14" Muscle Car Style Air Cleaner Set

Chrome or Stainless Steel top with chrome steel base. Fits single quad carburetors with 5 1/8" neck. Steel stud with wing nut included.






Style						
	Flat Base	Recessed Base	Hi-Lip Base	Off-Set Base	Dominator Base	
3" Element (Chrome Top)	Paper Element	R8000	R2195	R7195	R5195	R2395
	Washable Element	R8022	R8021	R8024	R8023	R2395X
4" Element (Chrome Top)	Paper Element	R8001	R8002	R8003	R8004	R2396
	Washable Element	R8001X	R8002X	R8003X	R8004X	R2396X

3" Element (Stainless Top)	Paper Element	R3196	R3195	R8005	R8006	R8015
	Washable Element	R3196X	R3195X	R8005X	R8006X	R8015X
4" Element (Stainless Top)	Paper Element	R8007	R8008	R8009	R8010	R8016
	Washable Element	R8007X	R8008X	R8009X	R8010X	R8016X



14" Flame Muscle Car Style Round Air Cleaner Set

Chrome Steel top with steel base. Fits single quad carburetors with 5 1/8" neck. Steel stud with wing nut included.

Style						
	Flat Base	Recessed Base	Hi-Lip Base	Off-Set Base	Dominator Base	
3" Element (Flame Top)	Paper Element	R8196	R8195	R8197	R8198	R8199
	Washable Element	R8196X	R8195X	R8197X	R8198X	R8199X
4" Element (Flame Top)	Paper Element	R8191	R8190	R8192	R8193	R8194
	Washable Element	R8191X	R8190X	R8192X	R8193X	R8194X



14" Performance Style Round Air Cleaner Set

Chrome Steel Top with Steel base. Fits single quad carburetors with 5 1/8" neck. Steel mounting stud with wingnut included

Style



3" Element (Chrome Steel) Top	Paper Element	R2148	R8025	R8026	R8027	R2387
	Washable Element	R2148X	R8025X	R8026X	R8027X	R2387X
4" Element (Chrome Steel) Top	Paper Element	R8028	R8029	R8030	R8031	R2388
	Washable Element	R8028X	R8029X	R8030X	R8031X	R2388X



14" Race Car Style Air Cleaner Set

Chrome Steel Top with Steel base. Fits single quad carburetors with 5 1/8" neck. Steel mounting stud with wingnut included

Style



3" Element (Chrome Steel) Top	Paper Element	R8032	R2284	R8033	R8034	R2382
	Washable Element	R8032X	R2284X	R8033X	R8034X	R2382X
4" Element (Chrome Steel) Top	Paper Element	R8035	R8036	R8037	R8038	R2383
	Washable Element	R8035X	R8036X	R8037X	R8038X	R2383X

Chrome Steel Air Cleaner Tops & Bases

Size	Style		Package #
14"	Pro Style	Top	R2148T
14"	Flat Base	Base	R2148B
14"	Muscle Car Style	Top	R2195T
14"	Recessed Base	Base	R2195B
14"	Dominator Base	Base	R2395B
14"	Louvered	Top	R4195T
14"	Off-Set Base	Base	R5195B
14"	Hi-Lip Base	Base	R7195B
14"	Flame	Top	R8195T
14"	Race Car	Top	R2284T



Black Powder Coated Air Cleaners

Stamped Steel Tops & Bases
Black Coated Finish



R2195BK-BOX

Complete Sets

Package #	Description	Base	Filter	Finish
R2148BK-BOX	14" "Performance" Style Air Cleaner Set	Flat	Paper	Black
R2195BK-BOX	14" "Muscle Car" Style Air Cleaner Set	Recessed	Paper	Black

Tops Only

Package #	Description	Finish
R2148TBK	14" "Performance" Style Air Cleaner Top	Black
R2195TBK	14" "Muscle Car" Style Air Cleaner Top	Black



R2195TBK



R2195BBK

Bases Only

Package #	Description	Base	Finish
R2148BBK	14" "Performance" Style Air Cleaner Set	Flat	Black
R2195BBK	14" "Muscle Car" Style Air Cleaner Set	Recessed	Black
R7195BBK	14" "Muscle Car" Style Air Cleaner Set	Hi-Lip Recessed	Black

14" x 3" Triangular Air Cleaner Set

Chrome steel with paper element & flat base
Fits single quad carburetors with 5 1/8" neck
5" steel stud with wing nut included
Style
Air Cleaner Set (w/ Paper Element)
Top Only
Base Only
Element Only

Package #
R7148
R7148T
R7148B
R7148-2



R7148



R7148B

Air Cleaner Velocity Stack

Chrome steel with washable foam element
Fits single quad carburetors with 5 1/8" neck
Height - 4 1/4" and Width - 8 3/4"
Mounting hardware included

Package #
R2104



Super Flow "Open Screen" Air Cleaner

Chrome steel with washable foam element
Fits single quad carburetors with 5 1/8" neck
Mounting hardware included

Package #
R2196



4" x 2 7/8" Air Cleaner Set

Chrome steel with paper element & raised base
Fits 1-bbl or 2-bbl with 2 5/8" neck

Style
Plain R2338
Louvered R2339



R2338



R2339

Smooth Spun Carburetor Cover

Fits all 5 1/8" necks carburetors, 2 1/2" Tall

Finish
Aluminum R6012
Blue Plastic R2012



R6012



R2012

6 3/8" x 2 1/2" Muscle Car Style Air Cleaner Set

Chrome steel with paper element & raised base
Fits single quad carburetors with 5 1/8" neck
5" steel stud with wing nut included

Package # Style
R2292BOX Set w/ Paper Element
R2292X Set w/ Washable Element

R2292T Top Only
R2292B Base Only



R2292BOX



R2292T

10" x 2" Muscle Car Style Air Cleaner Set

Chrome steel with paper element & raised base
Fits single quad carburetors with 5 1/8" neck
5" steel stud with wing nut included

Package # Style
R2282BOX Set w/ Paper Element
R2282X Set w/ Washable Element

R2282T Top Only
R2282B Base Only



R2282BOX



R2282B

14" x 2" Mustang Air Cleaner Set

Fits 5 1/8" carburetor neck. Including the factory type 289 C.I.D. sticker.
Comes with "Ford Blue" flat base.

Package #
R2285



Anodized Aluminum 14" Air Cleaner Set

Stamped Aluminum top and base. Fits single quad carburetors with 5 1/8" neck. Steel stud with small deluxe wing nut included.

Size	<i>Package #</i>
14" x 3"	R5284
14" x 3"	R5284T(Top Only)
14" x 3"	R5284B(Base Only)
14" x 4"	R5285
14" x 4"	R5285T(Top Only)
14" x 4"	R5285B(Base Only)



Spun Aluminum Air Cleaner Sets

Kits comes with washable elements & spun aluminum bases.

Size	Style	<i>Package #</i>
14" x 3"	Off-set Base	R2293
14" x 5"	Off-set Base	R2294
14" x 5"	Top Only	R2294T
14" x 3"	Recessed Base	R2295
14" x 5"	Recessed Base	R2296
14" x 4"	Off-set Base	R2298
14" x 4"	Recessed Base	R2299



R2295

Race Spun Aluminum Air Cleaner Set - Heavy Duty

Size	Style	<i>Package #</i>
14" x 3"	Set w/ Paper Element	R2270
14" x 3"	Base Only	R2270B
14" x 3"	Top Only	R2270T
14" x 3"	Set w/ Washable Element	R2271
14" x 5"	Set w/ Paper Element	R2272
14" x 5"	Set w/ Washable Element	R2273



R2272

14 X 3" Deep Dish Style Air Cleaner Set

Fits carburetors with 5 1/8" neck. Chrome steel top with chrome steel recessed base.

Style	<i>Package #</i>
Paper Element	R2163BOX
Washable Element	R2163W
Top Only	R2163T



10" x 2" Chrome Dish style Air Cleaner Set - Paper Element

Style	<i>Package #</i>
Paper Element	R2289BOX
Washable	R2290BOX
Top Only	R2289T



R2289BOX

14" x 3" Chrome Muscle Style Air Cleaner Set with K&N Filter - Comes with K&N Element Part#E1650

Package #
R8100BOX



Chrome "Mustang" Style Air Cleaner Set

It comes with a 14" x 2" washable element & chrome flat base.

Package
R8103



10" Aluminum Air Cleaner Sets

Style	2" Element	<i>Package #</i>
Plain	Paper	R6700
Plain	N/A	R6700B (Base Only)
Plain	N/A	R6700T (Top Only)
Plain	Washable	R6700W
Ball-milled	Paper	R6701
Ball-milled	N/A	R6701T (Top Only)
Ball-milled	Washable	R6701W



R6700



R6700B



R6700T

Reproduction "Cobra" Style Air Cleaner Kit

Oval style Air Cleaner, 21" in length, 10" wide and 2-1/4" tall. Fits 1965-1973 Mustang with a two or four barrel carburetors. Featuring a cast aluminum top, black powder coated with brushed fins or an all chrome steel top.

Finish	Style	<i>Package</i>
Steel Chrome	Single	R8104
Steel Chrome	Dual	R8105
Alum Black	Single	R8106
Alum Black	Dual	R8107



R8104



R8105




R8106



R8107

14" x 3" Top Flow Air Cleaner Kit - Washable Element

Finish	Base	<i>Package #</i>
Black	Flat Base	R2137
Chrome	Flat Base	R2138
Chrome	Recessed Base	R2139
Chrome		R2139Top (Top Only)
Black	Recessed Base	R2140
Black		R2140Top (Top Only)



14" x 3" Chrome "Muscle Car" Style Air Cleaner with C.I.D Logo

Fits single quad carburetors with 5 1/8" neck. Chrome steel lid & base. Steel stud & wing nut included.

C.I.D LOGO	ELEMENT	 Recessed Base	 Flat Base	Top Only
 327	Paper	R2164	R2264	R2164T
	Washable	R2164W	R2264W	
 350	Paper	R2165	R2265	R2165T
	Washable	R2165W	R2265W	
 383	Paper	R2166	R2266	R2166T
	Washable	R2166W	R2266W	
 454	Paper	R2167	R2267	R2167T
	Washable	R2167W	R2267W	
 440	Paper	R2168	R2268	R2168T
	Washable	R2168W	R2268W	

Alum 14" x 3" Round Air Cleaner set

Finned with Recessed Base

Element	Finish	Package #
Paper	Black	R6710
Paper	Satin	R6710X
Washable	Black	R6711
Washable	Satin	R6711X
Top Only	Polish/Black	R6714T
Top Only	Polish/Satin	R6714TX



Alum Oval Air Cleaner set

Finned with Recessed Base

Element	Finish	Size	Package #
Paper	Black	12" x 2"	R6712
Paper	Satin	12" x 2"	R6712X
Top Only	Polished/Black	12" x 2"	R6712T
Top Only	Polished/Satin	12" x 2"	R6712TX
Washable	Black	12" x 2"	R6713
Washable	Satin	12" x 2"	R6713X
Paper	Black	15" x 2"	R6715
Top Only	Polished/Black	15" x 2"	R6715T
Top Only	Polished/Satin	15" x 2"	R6715TX
Washable	Black	15" x 2"	R6716
Washable	Satin	15" x 2"	R6716X



Round Air Cleaner Set

2 3/16" Neck

Style	Size	Package #
Smooth Top	7 1/2 x 2 1/2	R2210
Super FlowTop	7 1/2 x 2 1/2	R2211



R2210



R2211



Bottom View

6 3/4" x 4 1/2" Rectangle Air Cleaner Set

Chrome air filter with a washable gauze filter
2 1/2" Tall. Fits 32/36 DFAV, DFV, DEFV, Weber Carbs.

Package #
R2212



Bottom View

Chrome Steel Round Smooth Top Air Cleaner Set

Style	Size	Package #
Smooth Top	8 1/2 x 2 1/4	R2213



12" Top Flow Air Cleaner - Chrome

Package #
R7021



Polished Aluminum Air Cleaner Sets

Paper Element w/ Stud & 5 1/8" Neck Base

Size	Shape	Style	Package #
12" X 2"	Oval	Deuces Wild	R8220
12" X 2"	Oval	Deuces Wild	R8220T(Top Only)
12" X 2"	Oval	Pro Street	R8221
12" X 2"	Oval	Pro Street	R8221T(Top Only)
15" X 2"	Oval	Deuces Wild	R8222
15" X 2"	Oval	Deuces Wild	R8222T(Top Only)
15" X 2"	Oval	Pro Street	R8223
15" X 2"	Oval	Pro Street	R8223T(Top Only)
14" X 3"	Round	Deuces Wild	R8230
14" X 3"	Round	Deuces Wild	R8230T(Top Only)
14" X 3"	Round	Pro Street	R8231
14" X 3"	Round	Pro Street	R8231T(Top Only)



R8220



R8221



R8222



R8223



R8230



R8231

Air Cleaner Tops - Stamped Steel



Chevy V8 1988-92 - Chrome

15-3/8 Diameter - Single Wing nut

Package # **R2146**



Chevy V8 1993-up - Chrome

15-3/8 Diameter - Dual Wing nut

Package # **R2147**

AIR CLEANERS /AIR SCOOPS & ACCESSORIES



**14" Super Flow Filter Top
Chrome Trim**

Package # R2030



**SB Chevy Truck Super Flow Filter
Top with Chrome Ring**
15-3/8 Diameter - Single Wing nut

Package # R2146X



**14" Super Flow Filter Top
Black Trim**

Package # R2031



R2127



R2130

Air Cleaner Element - Washable

Constructed of stainless wire mesh over four layers of cotton gauze and "pre-oiled".

Size <u>Oval Element</u>	Package #	Size <u>Round Element:</u>	Package #
12" Long x 2" Tall	R2124	6 3/8" Dia. x 2 1/2" Tall	R2132
12" Long x 4" Tall	R2126	10" Diameter x 2" Tall	R2125
15" Long x 2" Tall	R2128	14" Diameter x 2" Tall	R2121
15" Long x 4" Tall	R2130	14" Diameter x 3" Tall	R2120
19" Long x 2" Tall	R6219	14" Diameter x 4" Tall	R2122
		14" Diameter x 5" Tall	R2123
		14" Diameter x 6" Tall	R2127

Washable Air Filters
Cotton Gauze Pre-Oiled Material
Stainless Steel Wire Mesh

Package #	Size	Color
R2120BLU	14" x 3"	Blue
R2121BLU	14" x 2"	Blue
R2122BLU	14" x 4"	Blue
R2123BLU	14" x 5"	Blue



R2120BLU

Stainless Steel Mesh Air Filters
Heavy Duty Filters for Track Use Only

Package #	Size	Color
R2450	14" x 2"	Natural
R2451	14" x 3"	Natural
R2452	14" x 4"	Natural
R2453	14" x 5"	Natural



R2451



R6020-2



R2116



R2113



R7148-2

Air Cleaner Elements - Paper

Size <u>Oval Element:</u>	Package #
12" Long x 2" Tall	R6020-2
15" Long x 2" Tall	R6021-2
19" Long x 2" Tall	R6218
Size <u>Round Element:</u>	Package #
6 3/8" Dia. x 2 1/2" Tall	R2116
10" Diameter x 2" Tall	R2113
14" Diameter x 2" Tall	R2111
14" Diameter x 3" Tall	R2110
14" Diameter x 4" Tall	R2119
14" Diameter x 5" Tall	R2287
Size <u>Triangular Element:</u>	Package #
14" Diameter x 3" Tall	R7148-2

K&N 15" x 2" Oval Element
K&N Part#E3515

Package#
R6027



K&N 14" x 3" Round Washable Element

Package#
E1650



K&N 14" x 2 5/16" Round Element

Package#
E3740



K&N Recharger Filter Care Service Kit
 (one kit only, not case of 12)

Package#
E99-5000




Air Cleaner Studs and Bolts

Package #	Size and Description
R2173	1/4-20 x 5" long stud with 5/16" Adapter
R2175	1/4-20 x 5" long stud with wing nut
R2178X	1/4-20 x 6" long stud with wing nut
R2178Y	1/4-20 x 9" long stud with wing nut
R5195X	1/4-20 x 6" offset stud w/ wing nut
R5196	1/4-20 x 8" offset stud w/ wing nut
R6810	1/4-20 x 5" long bolt



R2175



R5195X



R2173



R6810

Air Cleaner Wing Nuts

Package #

R2181	Small 1/4-20 Zinc Steel
R2179	Tri-Bar 1/4-20 Chrome Steel
R2179X	Small Deluxe 5/16-18 with Black Top and Chrome Steel
R2180	Large Deluxe 5/16-18 with Black Top and Chrome Steel
R2183	Knurled 1/4-20 Chrome Steel
R2184	Knock-off 1/4-20 Chrome Steel



R2179X



R2180



R2179



R2181



R2183



R2184

Universal Smog PVC Fitting

Finish	Package #
Alum Zinc	R7290
Black Plastic	R2192



R7290



R2192

Air Cleaner Adapter

Black plastic

Size

5 1/8" neck to 2 5/8" neck
5 1/8" neck to 3 1/16" neck

Package #

R2176
R2177



R2176



R2177

Air Cleaner Risers

Black plastic and fits 5 1/8" neck

Size

1/2" tall
1" tall
1 1/2" tall
2" tall

Package #

R2378
R2379
R2326
R2380



R2378



R2379



R2326



R2380

3" Air Cleaner Shroud

Chrome steel

Package #

R2337



"Sure Seal" Aluminum Air Cleaner Riser with O-Ring

Fits 5 1/8" carburetor neck, will only fit Dropped/Resessed Base

Height

1"
1 1/2"
2 1/2"

Package #

R2013
R2014
R2015



R2013



R2015

Aluminum Air Cleaner Riser with O-Ring

Fits any other style of base Scoops & Carburetors with 5 1/8" neck.

Size

1/4"
1/2"
1"
2"

Package #

R2013XB
R2013X
R2014X
R2017



R2016

O-Ring Replacement

For "Sure Seal" Aluminum Riser

Package #


R2016

Air Cleaner Gasket (Set of 2)

Fits all 5 1/8" neck carburetors

Package #

R2376



Dress-Up Kits

SB Chevy Engine Dress-up Kit

Fits 1958-86 SB Chevy 283-350 V8

Each kit contains:

- 1 pair chrome steel valve covers (baffled)
- 1 chrome steel timing chain cover
- 1 chrome steel timing tab
- 1 chrome steel engine dipstick with tube
- 1 chrome steel push-in breather cap
- 1 rubber push-in breather & PCV grommet

Finish	Height	Package #
Chrome	Short	R3023
Black	Short	R3023BK
Chrome	Tall	R3024
Black	Tall	R3024BK



R3024

Flame SB Chevy Engine Dress-up Kit

Fits 1958-86 SB Chevy 283-350 V8

Each kit contains:

- 1 pair chrome steel "Flame" valve covers (baffled)
- 1 chrome steel timing chain cover
- 1 chrome steel timing tab
- 1 chrome steel engine dipstick with tube
- 1 chrome steel "Flame" push-in breather cap
- 1 rubber push-in breather & PCV grommet

Height	Package #
Short	R3033
Tall	R3034



R3033

SB Chevy Truck Engine Dress-up Kit

Fits 1987-95 SB Chevy 5.0 - 5.7L V8

Each kit contains:

- 1 pair chrome steel short valve cover "caps" ("caps" fit over existing OEM valve covers)
- 1 chrome steel air cleaner top
- 1 chrome plastic brake cylinder top cover
- 1 chrome plastic power steering cap cover
- 1 chrome plastic screw-in oil cap
- 8 chrome bolts

Top	Package #
Single wing nut	R3125
Dual wing nut	R3126



R3125

BB Chevy Engine Dress-up Kit

Fits 1965-95 BB Chevy 396-502 V8

Each kit contains:

- 1 pair chrome steel valve covers (baffled)
- 1 chrome steel timing chain cover
- 1 chrome steel timing tab
- 1 chrome steel engine dipstick with tube
- 1 chrome steel push-in breather cap
- 1 rubber push-in breather & PCV grommet

Height	Package #
Short	R3027
Tall	R3026



R3027

Flame BB Chevy Engine Dress-Up Kit

Fits 1965-95 BB Chevy 396-502 V8

Each kit contains:

- 1 pair chrome steel "Flame" valve covers (baffled)
- 1 chrome steel timing chain cover
- 1 chrome steel timing tab
- 1 chrome steel engine dipstick with tube
- 1 chrome steel "Flame" push-in breather grommet
- 1 rubber push-in breather & PCV grommet

Height *Package #*
 Short **R3037**
 Tall **R3036**



SB Ford Engine Dress-up Kit

Fits 1962-85 SB Ford 260-289-302-351W & 5.0L

Each kit contains:

- 1 pair chrome steel valve covers (baffled)
- 12 chrome steel valve cover wing nuts
- 12 chrome steel valve cover mini tabs
- 2 chrome steel push-in breather caps
- 2 rubber push-in breather grommets

Height *Package #*
 Standard **R3025**



Flame SB Ford Engine Dress-up Kit

Fits 1962-85 SB Ford 260-289-302-351W & 5.0L

Each kit contains:

- 1 pair chrome steel "Flame" valve covers (baffled)
- 12 chrome steel valve cover wing nuts
- 12 chrome steel valve cover mini tabs
- 2 chrome steel "Flame" push-in breather caps
- 2 rubber push-in breather grommets

Height *Package #*
 Standard **R3035**



SB Chrysler Engine Dress-up Kit

Fits 1964-73 SB Chrysler 318-360

Each kit contains:

- 1 pair chrome steel valve covers (baffled)
- 10 chrome steel valve cover wing nuts
- 10 chrome steel valve cover mini tabs
- 2 chrome steel push-in breather caps
- 2 rubber push-in breather grommets

Height *Package #*
 Short **R3029**



Pontiac Engine Dress-up Kit

Fits 1959-77 Pontiac 301-455

Each kit contains:

- 1 pair chrome steel valve covers (baffled)
- 8 chrome steel valve cover wing nuts
- 8 chrome steel valve cover spreader bars
- 1 chrome steel push-in breather cap
- 1 rubber push-in breather grommet
- 1 rubber PCV grommet

Height *Package #*
 Tall **R3030**



Engine Dress-Up Kits

Model	<i>Package #</i>
SB Chevy 1978-86 305-350	R3022
BB Chrysler 1958-88 383-440	R3028
Pontiac Dress-up Kit - Chrome	R3030
SB Pontiac 301-455	R3031
SB Oldsmobile 1959-79 330-455	R3038
SB Ford 1971-UP 351C, M & 400M	R3039
BB Ford 1958-76 360-428	R3040
BB Ford 1968-UP 429-460	R3041



R3022



R3028



R3031



R3038



R3039



R3040



R3041

Valve Covers & Accessories

Chevrolet Valve Covers

Aluminum Valve Covers (Baffled)

Fits 1958-86 SB Chevy 283, 305, 327, 350 and
1987-95 Pontiac/Camaro/Firebird 350
Use S4996, S4998X, S9358X or S9359X grommets

Finish	Height	Package #
<i>Plain (without hole):</i>		
Polished	Short (2 9/16")	R6031-1
Polished	Tall (3 11/16")	R6030-1
<i>Plain (with hole):</i>		
Polished	Short (2 9/16")	R6131-2
Chrome	Short (2 9/16")	R6131-2C
Polished	Tall (3 11/16")	R6130-2
Chrome	Tall (3 11/16")	R6130-2C
<i>Ball-milled (with hole):</i>		
Polished	Short (2 9/16")	R6131
Chrome	Short (2 9/16")	R6131C
Black	Short (2 9/16")	R6131BK
Polished	Tall (3 11/16")	R6130
Chrome	Tall (3 11/16")	R6130C
Black	Tall (3 11/16")	R6130BK
<i>Flamed (with hole):</i>		
Polished	Short (2 9/16")	R6131X
Chrome	Short (2 9/16")	R6131XC
Polished	Tall (3 11/16")	R6130X
Chrome	Tall (3 11/16")	R6130XC

Note: RPC package includes 1 breather grommet and 1 PCV grommet



R6131-2



R6131



R6131X 

Aluminum Recessed Valve Covers (Baffled)

Fits 1958-86 SB Chevy 283, 305, 327, 350 and
1987-95 Pontiac/Camaro/Firebird 350
Use R4878, R4880, R4997, R4998, R9358 or R9359 grommets

Finish	Height	Package #
<i>Plain (with hole):</i>		
Polished	Tall (3 11/16")	R6152
Chrome	Tall (3 11/16")	R6153
<i>Ball-milled (with hole):</i>		
Polished	Tall (3 11/16")	R6154
Chrome	Tall (3 11/16")	R6155
<i>Flamed (with hole):</i>		
Polished	Tall (3 11/16")	R6156
Chrome	Tall (3 11/16")	R6157

Note: RPC package includes 1 breather grommet and 1 PCV grommet



R6152



R6154



R6156

Chevrolet Valve Covers

Aluminum Center Bolt Valve Covers (Baffled)

Fits 1987-97 SB Chevy 305, 350. Bolt kit included.
Use R4996, R4998X, R9358X or R9359X grommets



R6146-1



R6047



R6046X



Finish	Height	Package #
<i>Plain (without hole):</i>		
Polished	Short (2 9/16")	R6036
Polished	Tall (3 11/16")	R6046

<i>Plain (with hole):</i>		
Polished	Short (2 9/16")	R6136-1
Polished	Tall (3 11/16")	R6146-1

<i>Ball-milled (with hole):</i>		
Polished	Short (2 9/16")	R6037
Black	Short (2 9/16")	R6037BK
Black Chrome	Short (2 9/16")	R6037BC
Chrome	Short (2 9/16")	R6037C
Polished	Tall (3 11/16")	R6047
Black Chrome	Tall (3 11/16")	R6047BC
Chrome	Tall (3 11/16")	R6047C

<i>Flamed (with hole):</i>		
Polished	Short (2 9/16")	R6036X
Chrome	Short (2 9/16")	R6036XC
Polished	Tall (3 11/16")	R6046X
Chrome	Tall (3 11/16")	R6046XC

Note: RPC package includes 1 breather grommet and 1 PCV grommet

Aluminum Chevy LT1 Valve Covers (Baffled)

Fits 1993-97 Camaro and Impala. Bolt kit included.
Use R4996, R4998X, R9358X or R9359X grommets

Finish	Height	Package #
Polished	Short (2 9/16")	R6045



*With Clearence Notch

Aluminum BB Valve Covers (Baffled)

Fits 1965-95 BB Chevy 396, 427, 454, 502. Bolt kit included.
Use R4996, R4998X, R9358X or R9359X grommets

Finish	Height	Package #
<i>Plain (without hole):</i>		
Polished	Short (2 7/8")	R6231-1
Polished	Tall (3 11/16")	R6230-1

<i>Plain (with hole):</i>		
Polished	Short (2 7/8")	R6231-2
Chrome	Short (2 7/8")	R6231-2C
Polished	Tall (3 11/16")	R6330-2
Chrome	Tall (3 11/16")	R6330-2C

<i>Ball-milled (with hole):</i>		
Polished	Short (2 7/8")	R6231
Chrome	Short (2 7/8")	R6231C
Polished	Tall (3 11/16")	R6330
Chrome	Tall (3 11/16")	R6330C

<i>Flamed (with hole):</i>		
Polished	Short (2 7/8")	R6231X
Chrome	Short (2 7/8")	R6231XC
Polished	Tall (3 11/16")	R6330X
Chrome	Tall (3 11/16")	R6330XC

Note: RPC package includes 1 breather grommet and 1 PCV grommet



R6330



R6330X



Chevrolet Valve Covers - Finned

Nostalgic Aluminum Finned Valve Covers (Baffled)

Fits 1958-86 SB Chevy 283, 305, 327, 350 and 1987-95 Pontiac/Camaro/Firebird 350
Use R4996, R4998X, R9358X or R9359X grommets
Hardware Kit included

Finish	Height	Package #
<i>Finned</i> (with breather hole):		
Polished	Short (3 1/2")	R6186
Black	Short (3 1/2")	R6186BK
Polished	Tall (4")	R6181
Black	Tall (4")	R6181BK
Polished	Short (3 1/2")	R6185 (No Hole)
Polished	Tall (4")	R6180 (No Hole)

Note: RPC package includes 1 breather grommet and 1 PCV grommet



Nostalgic Aluminum Finned Valve Covers (Baffled)

Fits 1987-up SB Chevy 305, 350 Center Bolt.
Use R4996, R4998X, R9358X or R9359X grommets.
Includes installation studs, washers, and nuts.

Finish	Height	Package #
<i>Finned</i> (with breather hole):		
Polished	Short (3 1/4")	R6196
Polished	Tall (4 1/4")	R6191
Black	Tall (4 1/4")	R6191BK
Polished	Short (3 1/4")	R6195 (No Hole)
Polished	Tall (4 1/4")	R6190 (No Hole)

Note: RPC package includes 1 breather grommet and 1 PCV grommet



R6191

Nostalgic Aluminum Finned Valve Covers (Baffled)

Fits 1965-95 Big Block Chevy 396, 427, 454, 502
Use R4996, R4998X, R9358X or R9359X grommets
Hardware Kit included

Finish	Height	Package #
<i>Finned</i> (with breather hole):		
Polished	Tall (4")	R6280
Polished	Tall (4")	R6280B
Black	Tall (4")	R6280BK
Polished	Tall (4")	R6281 (No Hole)
Polished	Tall (4")	R6281B (No Hole)

Note: RPC package includes 1 breather grommet and 1 PCV grommet



R6280

R6280B

Steel Circle Track Valve Covers

Fits 1958-86 SB Chevy 283, 305, 327, 350
Driver side cover has 1 1/2" O.D. tubes with baffles inside and welded to prevent oil leaking. Passenger side cover is *plain* with no tubes or holes.

Finish	Height	Package #
Black	Tall (3 5/8")	R7215P
Unplated	Tall (3 5/8")	R7215RAW
Zinc	Tall (3 5/8")	R7215Z



New welded tubes

Aluminum Circle Track Valve Covers

Fits 1958-86 SB Chevy 283, 305, 327, 350
Driver side cover has 1 3/8" O.D. tubes with baffles inside
Passenger side cover is *plain* with no tubes or holes

Finish	Height	Package #
Raw	Tall (3 11/16")	R6140RAW
Black	Tall (3 11/16")	R6140BK
Polished	Tall (3 11/16")	R6140



Aluminum SB Chevy Center Bolt Tall Circle Track Valve Covers - Smooth with Tubes

Finish	Package #
Polished	R6150
	R6150RAW



Aluminum Fabricated Circle Track Valve Cover

Fits 1958-86 SB Chevy 283, 305, 327, 350
Driver side cover has 1 3/8" O.D. tubes with baffles inside
Passenger side cover is *plain* with no tubes or holes

Finish	Height	Package #
Anodized	Tall (3 3/4")	R6240
Chrome	Tall (3 3/4")	R6240C
Polished	Tall (3 3/4")	R6240POL
Black Wrinkle	Tall (3 3/4")	R6240BK



Aluminum Fabricated Valve Cover Without Hole

Fits 1958-86 SB Chevy 283-350.
Constructed with 1/4" thick billet rail.
Hardware kit included


Finish	Height	Package #
Anodized	Tall (3 3/4")	R6144
Chrome	Tall (3 3/4")	R6144C
Polished	Tall (3 3/4")	R6144POL
Black Wrinkle	Tall (3 3/4")	R6144BK



Aluminum Fabricated Valve Cover "Without Hole"

Fits 1987-up Center Bolt SB Chevy 305-350
Constructed with 1/4" thick billet rail.
Hardware kit included

	Height	Package #
Anodized	Tall (3 3/4")	R6234
Chrome	Tall (3 3/4")	R6234C
Polished	Tall (3 3/4")	R6234POL



Aluminum Fabricated Valve Covers

Fits 1965-95 BB Chevy 396-502.
Constructed with 1/4" thick billet rail. Hardware kit included

Finish	Height	Package #
Anodized	Tall (3 1/2")	R6243 (with hole)
Chrome	Tall (3 1/2")	R6243C (with hole)
Polished	Tall (3 1/2")	R6243POL (with hole)
	Tall (3 1/2")	R6244
Chrome	Tall (3 1/2")	R6244C
Polished	Tall (3 1/2")	R6244POL
Black Wrinkle	Tall (3 1/2")	R6244BK



Aluminum BB Chevy Tall Fabricated Valve Cover with Hole - Smooth / Short Bolt

Fits 1965-95, 396, 427, 454, 502 engines.

Finish	Height	Package #
Anodized	3 1/2 "	R6248
Chrome	3 1/2 "	R6248C
Polished	3 1/2 "	R6248POL
Black Wrinkle	3 1/2 "	R6248BK
Anodized	3 1/2 "	R6249 (no hole)
Chrome	3 1/2 "	R6249C (no hole)
Polished	3 1/2 "	R6249POL (no hole)



LS1 Fabricated Valve Cover Without Mounting Brackets

One-piece Billet Rail, 2.5" tall to clear aftermarket valve train, Oil Cap, O-ring gasket and bolts included.

Finish	Height	<i>Package #</i>
Anodized	Tall (2.5")	R6141
Chrome	Tall (2.5")	R6141C
Polished	Tall (2.5")	R6141POL



LS1 Fabricated Valve Cover with Coil Mount Studs

One-piece Billet Rail, 2.5" tall to clear aftermarket valve train, Oil Cap, O-ring gasket and bolts included.

Finish	Height	<i>Package #</i>
Anodized	Tall (2.5")	R6142
Chrome	Tall (2.5")	R6142C
Polished	Tall (2.5")	R6142POL



O-Ring Type Gaskets for LS1 (R6142/R6142POL) Valve Covers - Pair

Package #
R6142G



Bolt Kit for LS1 (R6142/R6142POL) Valve Covers

Package #
R6142Bolt



Steel LS1 Coil Mounting Bracket - Black Painted

Package #
R6143



Cast Aluminum LS1 Valve Covers Without Mounting Brackets

One-piece Billet Rail, 2.5" tall to clear aftermarket valve train, Oil Cap and bolts are included.

Finish	Height	<i>Package #</i>
Polished	Tall (2.5")	R6369
Chrome	Tall (2.5")	R6369C



Replacements For R6369 Valve Covers

Item	Package#
Bolt Kit	R6369BOLT
Gasket	R6369G



R6369BOLT



R6369G

Chevy SB Fabricated Flat Top Valve Cover

Fits 1958-86 SB Chevy 283-350.

Constructed with 1/4" thick billet rail. Hardware kit included.



R6145POL

Height	Finish	Package #
Tall (3 1/2")	Anodized	R6145
Tall (3 1/2")	Polished	R6145POL
Tall (3 1/2")	Chrome	R6145C
Tall (3 1/2")	Black Wrinkle	R6145BK
Tall (3 1/2")	Anodized	R6147 (no hole)
Tall (3 1/2")	Polished	R6147POL (no hole)
Tall (3 1/2")	Chrome	R6147C (no hole)



R6145BK



R6147POL

1958-86 Chevy SB Fabricated Flat Top Valve Cover without Hole - Long Bolt

Finish	Package #
Anodized	R6350 (no hole)
Chrome	R6350C (no hole)
Polished	R6350POL (no hole)
Anodized	R6351
Chrome	R6351C
Polished	R6351POL



R6350



R6351

Orange 1958-86 SB Chevy Valve Cover

Fits 1958-86 SB Chevy 283-350.

Use R4878, R4880, R4997, R4998, R9358 or R9359 grommets

Height	Package #
Tall (3 5/8")	R9505
Short (2 5/8")	R9506



Chrome Steel Valve Covers

Fits 1958-86 SB Chevy 283, 305, 327, 350

Use R4878, R4880, R4997, R4998, R9358 or R9359 grommets

Finish	Height	Baffled	Package #
Chrome	Short (2 5/8")	No	R4963
Chrome	Short (2 5/8")	Yes	R9216
Black	Short (2 5/8")	Yes	R9216BK
Chrome	Tall (3 5/8")	No	R4962
Chrome	Tall (3 5/8")	Yes	R9215
Black	Tall (3 5/8")	Yes	R9215BK



R9216

Note: RPC package includes 1 breather grommet and 1 PCV grommet

Chrome Steel Flamed Valve Covers

Fits 1958-86 SB Chevy 283, 305, 327, 350

Use R4878, R4880, R4997, R4998, R9358 or R9359 grommets

Design	Height	Package #
Chrome Flames	Short (2 5/8")	R8216
Red Flames	Short (2 5/8")	R8216X
Chrome Flames	Tall (3 5/8")	R8215
Red Flames	Tall (3 5/8")	R8215X



R8215



R8216X

Note: RPC package includes 1 breather grommet and 1 PCV grommet

Steel OEM Style Valve Covers (Baffled)

Fits 1978-86 SB Chevy 305-350

Use R4878, R4880, R4997, R4998, R9358 or R9359 grommets

Finish	Height	<i>Package #</i>
Chrome	Short (2 5/8")	R9518
Unplated	Short (2 5/8")	R9518RAW

Note: RPC package includes 1 breather grommet and 1 PCV grommet



R9518

Chrome Steel "C.I.D." Logo Valve Covers (Baffled)

Fits 1958-86 SB Chevy 283, 305, 327, 350

Use R4878, R4880, R4997, R4998, R9358 or R9359 grommets

C.I.D.	Height	<i>Package #</i>
"327"	Short (2 5/8")	R9854
"327"	Tall (3 5/8")	R9853
"350"	Short (2 5/8")	R9842
"350"	Tall (3 5/8")	R9841
"383"	Short (2 5/8")	R9857
"383"	Tall (3 5/8")	R9858

Note: RPC package includes 1 breather grommet and 1 PCV grommet



R9854



R9841



R9857

Steel Center Bolt Valve Covers

Fits 1987-up Chevy V8 5.0-5.7L , 305, 350

Use R4878, R4880, R4997, R4998, R9358 or R9359 grommets

Finish	Height	Baffled	<i>Package #</i>
Chrome	Short (2 3/8")	Yes	R9702
Unplated	Short (2 3/8")	Yes	R9702RAW
Black	Short (2 3/8")	Yes	R9702BK

Note: RPC package includes 1 breather grommet and 1 PCV grommet

Chrome Short (2 3/8") Without **R9460**

Note: "Caps" that fit over existing OEM stock covers - Trucks only



OEM Center Bolt Valve Covers (Baffled)

Fits 1987-up Chevy Truck 5.07-5.7L V8

Use R4878, R4880, R4997, R4998, R9358 or R9359 grommets

Finish	Height	<i>Package #</i>
Unplated	Short (2 3/8")	R9701RAW



Steel Center Bolt Valve Covers (Baffled)

Fits 1985-93 Chevy V6 4.3L

Use R4878, R4880, R4997, R4998, R9358 or R9359 grommets

Finish	Height	<i>Package #</i>
Chrome	Short (2 1/2")	R7458

Note: RPC package includes 1 breather grommet and 1 PCV grommet

Chrome Short (2 1/2") **R9458**

Note: "Caps" that fit over existing OEM stock covers - Trucks only



Chrome Steel Valve Cover "Straight" (6) Cyl.

Fits 1937-53 Chevy 216 "6" cylinder

Baffled	Height	<i>Package #</i>
No	Tall (4 1/4")	R9110



Chrome Steel Valve Cover "Straight" (6) Cyl.

Fits 1966-79 Chevy 194-230-250-292 "6" cylinder

Not for heads with integral intake manifold

Use R4878, R4880, R4997, R4998, R9358 or R9359 grommets

Baffled	Height	<i>Package #</i>
Yes	Tall (3 1/2")	R9233



Note: RPC package includes 1 breather grommet and 1 PCV grommet

Chrome Steel Side Plate

Fits Chevy 194-230-250 "6" cylinder (Not for 292 engine)

Package #
R9341 (2 pcs)

Note: RPC package is set of 2



Chrome Steel Side Plate

Fits 1950-62 Chevy 235 "6" cylinder

Package #
R9108



Chevrolet Valve Covers - Stamped Steel

Chrome Steel Valve Cover

Fits 1950-62 Chevy 235 "Straight" (6) cyl.

Baffled	Height	<i>Package #</i>
No	Tall (3 7/8")	R9107



Steel Valve Covers

Fits 1965-95 BB Chevy 396, 427, 454, 502

Use R4878, R4880, R4997, R4998, R9358 or R9359 grommets

Finish	Baffled	Height	<i>Package #</i>
Chrome	Yes	Short (2 5/8")	R9236
Unplated	Yes	Short (2 5/8")	R9236RAW
Black	Yes	Short (2 5/8")	R9236BK
Chrome	Yes	Tall (3 5/8")	R9235
Black	Yes	Tall (3 5/8")	R9235BK



R9236

Note: RPC package includes 1 breather grommet and 1 PCV grommet

Chrome Steel OEM Style Valve Covers

Fits 1965-72 BB Chevy 396, 427, 454
 Valve covers do not have "drifter rails"
 Use R4878, R4880, R4997, R4998, R9358 or R9359 grommets

Finish	Baffled	Height	<i>Package #</i>
Chrome	Yes	Short (2 5/8")	R9503
Orange	Yes	Short (2 5/8")	R9503ORG

Not for Corvette or cars with power brakes

Chrome	Yes	Short (2 5/8")	R9504
Orange	Yes	Short (2 5/8")	R9504ORG

Has recessed corner for Corvette or cars with power brakes

Note: RPC package includes 1 breather grommet and 1 PCV grommet



R9504

Chrome Steel "454" Logo Valve Covers (Baffled)

Fits 1965-95 BB Chevy 396, 427, 454,502
 Use R4878, R4880, R4997, R4998, R9358 or R9359 grommets

C.I.D.	Height	<i>Package #</i>
"454"	Short (2 5/8")	R9844
"454"	Tall (3 5/8")	R9843

Note: RPC package includes 1 breather grommet and 1 PCV grommet



R9844

Chrome Steel Valve Covers with "396" Logo(Baffled)

Fits 1965-95 BB Chevy 396-502

<i>Logo</i>	Height	<i>Package #</i>
"396"	Short (2 5/8")	R9856
"396"	Tall (3 5/8")	R9855

Note: RPC package includes 1 breather grommet and 1 PCV grommet



R9855

Chrome Steel Valve Covers (Baffled)

Fits 1965-95 BB Chevy 396-502

<i>Style</i>	Height	<i>Package #</i>
Chrome Flames	Short (2 5/8")	R8236
Red Flames	Short (2 5/8")	R8236X
Chrome Flames	Tall (3 5/8")	R8235
Red Flames	Tall (3 5/8")	R8235X

Note: RPC package includes 1 breather grommet and 1 PCV grommet



R8236



R8236X

Chrome "Tri-Five" Chevy Valve Covers

Fits 1955-1957 SB Chevy 265 & 283 V8's with "Staggered Bolt Holes"

Package #
R9214



Chrome SB Chevy Two-Piece Valve Covers

Fits 1958-86 SB Chevy 283-350 Engines

- * Chrome Stamped Steel with Removable Top
- *This Design Allows Adjustment to the Valves While Engine is Running, Keeping Oil Inside
- *Oversize Allen Head Bolts for Easy Removal
- *Will Clear Most Roller Rockers and Stud Girdles
- *Gasket for Removable Top Included

Package #
R9769



General Motors Valve Covers - Stamped Steel

Chrome Steel Valve Covers

Fits 1980-89 Chevy V6 2.8L - for Trucks only
Use R4878, R4880, R4997, R4998, R9358 or R9359 grommets

Baffled	Height	<i>Package #</i>
No	Short (2 3/4")	R9390

Note: RPC package includes 1 breather grommet and 1 PCV grommet



Chrome Steel Valve Covers

Fits 1968-81 Buick V8 350
Use R4878, R4880, R4997, R4998, R9358 or R9359 grommets

Baffled	Height	<i>Package #</i>
No	Short (2 13/16")	R7554

Note: RPC package includes 1 breather grommet and 1 PCV grommet



Chrome Steel Valve Covers

Fits 1968-76 Cadillac V8 472-500 and 1977-79 V8 425 & 1980-84 V8 368
Use R4878, R4880, R4997, R4998, R9358 or R9359 grommets

Baffled	Height	<i>Package #</i>
No	Short (2 13/16")	R9521

Note: RPC package includes 1 breather grommet and 1 PCV grommet



Chrome Steel Valve Covers

Fits 1965-1990 Oldsmobile V8 260-455
Use R4878, R4880, R4997, R4998, R9358 or R9359 grommets

Baffled	Height	<i>Package #</i>
No	Short (2 13/16")	R9185
Yes	Short (2 13/16")	R9391
Yes	Tall (3 3/8")	R9395

Note: RPC package includes 1 breather grommet and 1 PCV grommet



Nostalgic Aluminum Finned Valve Cover

Fits 1959-79 Pontiac V8 326-455
Use R4996, R4998X, R9358X or R9359X grommets

Finish	Style	<i>Package #</i>
Polished	with hole	R6285
Polished	without hole	R6286



Chrome Steel Valve Covers

Fits 1959-79 Pontiac V8 326-455
Use R4878, R4880, R4997, R4998, R9358 or R9359 grommets

Baffled	Height	<i>Package #</i>
No	Short (2 5/8")	R9461

Note: RPC package includes 1 breather grommet and 1 PCV grommet



Chrome Steel Valve Covers

Fits 1959-79 Pontiac 326-455 V8 Short Valve Cover
Use R4878, R4880, R4997, R4998, R9358 or R9359 grommets

Baffled	Height	<i>Package #</i>
Yes	Tall (3 1/2")	R9300
No	Short (2 5/8")	R9303



Note: RPC package includes 1 breather grommet and 1 PCV grommet

1959-77 Pontiac Fabricated V8,326-455 Valve Covers

<i>Style</i>	<i>Package #</i>
Anodized	R6370
Chrome Finished	R6370C
Polished	R6370POL



AMC/ Chrysler Valve Covers

Chrome Steel Valve Covers

Fits 1964-80 AMC/Jeep 199-232-258 "Straight" (6) cylinder
Will not work as replacement for plastic model valve cover
Use R4878, R4880, R4997, R4998, R9358 or R9359 grommets

Baffled	Height	<i>Package #</i>
Yes	Short (3 1/2")	R9339



Note: RPC package includes 1 breather grommet and 1 PCV grommet

Chrome Steel Valve Covers

Fits 1967-87 AMC/Jeep V8 304-360-390-401
Use R4878, R4880, R4997, R4998, R9358 or R9359 grommets

Baffled	Height	<i>Package #</i>
n/a	Short (3 1/8")	R9174



Aluminum SB Chrysler Fabricated Valve Cover

Fits 1968-89 SB Chrysler V8. 1967-91 318, 1968-73 340, and 1971-91 360 engines. Hardware included.

<i>Finish</i>	<i>Height</i>	<i>Package #</i>
Anodized	3 7/16"	R6246
Chrome	3 7/16"	R6246C
Polished	3 7/16"	R6246POL



R6246POL

Aluminum BB Chrysler Fabricated Valve Cover

Fits 1958-88 BB Chrysler V8 383-426-440 wedge. Hardware included.

<i>Finish</i>	<i>Height</i>	<i>Package #</i>
Anodized	3 1/4"	R6247
Chrome	3 1/4"	R6247C
Polished	3 1/4"	R6247POL
Anodized	3 1/4"	R6354 (no hole)
Chrome	3 1/4"	R6354C (no hole)
Polished	3 1/4"	R6354POL (no hole)



R6247POL

R6354POL

Chrome Steel Valve Covers

Fits 1959-80 Chrysler 170 (1960-71) - 198 (1970-74) - 225 (1960-80) Slant "6"
Use R4878, R4880, R4997, R4998, R9358 or R9359 grommets

Baffled	Height	<i>Package #</i>
No	Short (4 1/2")	R9520

Note: RPC package includes 1 breather grommet and 1 PCV grommet



Chrome Steel Valve Covers

Fits 1968-89 SB Chrysler V8 318 (1967-91) - 340 (1968-73) - 360 (1971-91)
Use R4878, R4880, R4997, R4998, R9358 or R9359 grommets

Baffled	Height	<i>Package #</i>
Yes	Short (3 1/4")	R9298

Note: RPC package includes 1 breather grommet and 1 PCV grommet



Chrome Steel Valve Covers

Fits 1958-88 BB Chrysler V8 383-426-440 Wedge
Use R4878, R4880, R4997, R4998, R9358 or R9359 grommets

Baffled	Height	<i>Package #</i>
Yes	Short (3 3/4")	R9299

Note: RPC package includes 1 breather grommet and 1 PCV grommet



Aluminum Fabricated HEMI Valve Covers

Fits 1966-71" 426 Hemi Engines

Finish	<i>Package #</i>
Anodized	R6346
Chrome	R6346C
Polished	R6346POL



R6346C

Small Block Ford Valve Covers

Aluminum "Tall" Valve Covers (Baffled)

Fits 1962-85 SB Ford 289, 302, 351W & 5.0L
Use R4878, R4880, R4997, R4998, R9358 or R9359 grommets

Finish	Height	<i>Package #</i>
<i>Plain</i> (without hole):	Tall (3 13/16")	R6170
Polished		
<i>Plain</i> (with hole):	Tall (3 13/16")	R6171
Chrome	Tall (3 13/16")	R6171C
<i>Ball-milled</i> (with hole):	Tall (3 13/16")	R6172
Chrome	Tall (3 13/16")	R6172C
<i>Flamed</i> (with hole):	Tall (3 13/16")	R6173



R6172



R6173



Polished Alum SB Ford Tall Valve Cover - Finned

Fits 1962-85 SB Ford 289, 302, 351W & 5.0L
 Use R4878, R4880, R4997, R4998, R9358 or R9359 grommets

Style	<i>Package #</i>
Without Hole & Baffled	R6174
With Hole & Baffled	R6175



Polished Alum SB Ford "Short" Valve Covers (Baffled)

Fits 1962-85 SB Ford 289, 302, 351W & 5.0L
 Use R4878, R4880, R4997, R4998, R9358 or R9359 grommets

Style	Height	<i>Package #</i>
Smooth Finish W/Holes	3 1/2"	R6176
Ballmilled	3 1/2"	R6177



R6177

Steel Valve Covers

Fits 1962-85 SB Ford V8 260-289-302-351W & 5.0L
 Use R4878, R4880, R4997, R4998, R9358 or R9359 grommets

Finish	Baffled	Height	<i>Part #</i>
Chrome	Yes	Tall (3 1/2")	R9237
Black	Yes	Tall (3 1/2")	R9237BK
Unplated	Yes	Tall (3 1/2")	R9237RAW

Note: RPC package includes 1 breather grommet and 1 PCV grommet



Chrome Steel Flamed Valve Covers (Baffled)

Fits 1962-85 SB Ford V8 260-289-302-351W & 5.0L
 Use R4878, R4880, R4997, R4998, R9358 or R9359 grommets

Style	Height	<i>Package #</i>
Chrome Flames	Tall (3 1/2")	R8237
Red Flames	Tall (3 1/2")	R8237X

Note: RPC package includes 1 breather grommet and 1 PCV grommet



R8237

R8237X

Chrome Steel OEM Valve Covers

Fits 1986-95 SB Ford Mustang V8 5.0L
 Passenger side has 1 hole & driver side without hole
 Use R4878, R4880, R4997, R4998, R9358 or R9359 grommets

Baffled	Height	<i>Package #</i>
No	Tall (3 11/16")	R9239

Note: RPC package includes 1 breather grommet and 1 PCV grommet



Chrome Steel Valve Covers

Fits 1970-up SB Ford V8 351C-351M-400M
 Use R4878, R4880, R4997, R4998, R9358 or R9359 grommets

Baffled	Height	<i>Package #</i>
Yes	Tall (3 5/8")	R9295

Note: RPC package includes 1 breather grommet and 1 PCV grommet



Chrome Steel Valve Covers

Fits 1954-64 Ford V8 292-312 Y Block

Baffled	Height	<i>Package #</i>
No	Tall (3 1/2")	R7541



Chrome Steel Valve Covers

Fits 1958-76 Ford V8 352-360-390-406-410-427-428
Use R4878, R4880, R4997, R4998, R9358 or R9359 grommets

Baffled	Height	<i>Package #</i>
Yes	Tall (3 7/8")	R9296



Note: RPC package includes 1 breather grommet and 1 PCV grommet

Chrome Steel Valve Covers

Fits 1968-up BB Ford V8 429-460
Use R4878, R4880, R4997, R4998, R9358 or R9359 grommets

Baffled	Height	<i>Package #</i>
Yes	Tall (3 1/2")	R9297



Note: RPC package includes 1 breather grommet and 1 PCV grommet

Chrome Steel Valve Covers

Fits 1965-87 Ford 240-300 "6" cylinder
Use R4878, R4880, R4997, R4998, R9358 or R9359 grommets

Baffled	Height	<i>Package #</i>
Yes	Tall (3 1/4")	R9357



Note: RPC package includes 1 breather grommet and 1 PCV grommet

Chrome Steel Valve Covers

Fits 1960-80 Ford 144-170-200-250 "6" cylinder
Use R4878, R4880, R4997, R4998, R9358 or R9359 grommets

Baffled	Height	<i>Package #</i>
Yes	Tall (4 1/4")	R9338



Note: RPC package includes 1 breather grommet and 1 PCV grommet

SB Ford Tall Fabricated Valve Cover with Hole

Fits 1962-85 SB Ford 289-302-351W

Finish	Height	<i>Package #</i>
Anodized	3 3/4"	R6241
Chrome	3 3/4"	R6241C
Polished	3 3/4"	R6241POL
Anodized	3 3/4"	R6352 (no hole)
Chrome	3 3/4"	R6352C (no hole)
Polished	3 3/4"	R6352POL (no hole)



R6241



R6352

Ford Fabricated Valve Cover without Hole

Fits 1958-1976 Ford V8 351C-400M-351M engines.

Finish	Height	<i>Package #</i>
Anodized	3 3/4"	R6242
Chrome	3 3/4"	R6242C
Polished	3 3/4"	R6242POL



Nostalgic Aluminum Finned Valve Covers

Fits 1964 - 73 and up Ford V8 260, 289, 302 and 351W
Use R4996, R4998X, R9358X or R9359X grommets

Finish	Style	<i>Package #</i>
Polished	without hole	R6290
Polished	with hole	R6291



Aluminum Ford Valve Covers

Fits 1986-93 Mustang 260, 289, 302 & 351W EFI
Features oil filler tube & OEM type Cap.

Finish	Style	<i>Package #</i>
Chrome	Plain	R6178C
Polished	Plain	R6178POL
Chrome	Ballmilled	R6179C
Polished	Ballmilled	R6179POL



R6179

Aluminum Ford 289 "FE" Valve Covers-Finned

Fits 1962-85 SB Ford 289, 302, 351W & 5.0L
Features an "FE" Look.

* Made from high-grade die cast aluminum in USA

Finish	Baffled	<i>Package #</i>
Black	Yes	R6284BK
Blue	Yes	R6284BLU
Polished	Yes	R6284POL



R6284POL

Aluminum Coyote 5.0L Coil Covers

Fits 2011-12 Ford 5.0L Mustang GT

*Made from High-Grade Die Cast Aluminum in USA

*Chrome Finish

*Direct Fit Replacements for Plastic OEM Coil Covers

Package #
R6299C



Ford Falcon Crossflow 3.3L-4.1L - Chrome

Style	<i>Package #</i>
No Baffle	R7010
Baffle	R7011



Chrome Mustang Valve Cover with Breather Tube

Fits SB Ford 289-302, short with baffle.

Package

R9240

Aluminum Fabricated Valve Cover

Fits 1962-85 SB Ford V8 260-289-302-351W

Constructed with 1/4" thick billet rail.

Hardware kit included

Finish

Anodized
Chrome
Polished
Black Wrinkle
Anodized
Chrome
Polished
Black Wrinkle

Height

Tall (3 1/2")
Tall (3 1/2")
Tall (3 1/2")
Tall (3 1/2")
Tall (3 1/2")
Tall (3 1/2")
Tall (3 1/2")
Tall (3 1/2")

Package

R6343 (with hole)
R6343C (with hole)
R6343POL (with hole)
R6343BK (with hole)
R6344
R6344C
R6344POL
R6344BK



R6343



R6344

Holden Valve Covers - Chrome

Style

6 Cylinder
8 Cylinder

Package

R7000
R7001



R7000



R7001

Holden Valve Covers - Chrome

Style


6 Cylinder with Baffle
8 Cylinder without Baffle

Package

R7003
R7006



R7003



R7006

Holden 253-308 V8 Low Profile Baffled

Finish

Chrome
Raw

Package

R7007
R7007RAW



Holden 149-202 6 Cylinder Valve Cover - Chrome

Style

No Baffle
Baffle

Package

R7008
R7009



Aluminum Fabricated "Finned" Valve Covers

Features:


- * Crafted of high grade 6061-T5 Billet Aluminum.
- * CNC Machined 1-PC Billet Aluminum Rail.
- * High Quality Polished Finish.

- * Cool Extruded Top Patented Design.
- * State of The Art TIG Welding.
- * Will Clear Most Roller Rockers and Stud Girdles.

Package#	Application	Finish	W/ Breather Hole
R6362	1959-77 Pontiac V8 326-455 Engines	Polished	Yes
R6362-1	1959-77 Pontiac V8 326-455 Engines	Polished	No
R6362-BK	1959-77 Pontiac V8 326-455 Engines	Black	Yes
R6363	1987-97 SB Chevy "Center Bolt" V8 305, 350 Engines	Polished	Yes
R6363-1	1987-97 SB Chevy "Center Bolt" V8 305, 350 Engines	Polished	No
R6363-BK	1987-97 SB Chevy "Center Bolt" V8 305, 350 Engines	Black	Yes
R6364	1958-86 SB Chevy V8 283-350 Engines	Polished	Yes
R6364-1	1958-86 SB Chevy V8 283-350 Engines	Polished	No
R6364-BK	1958-86 SB Chevy V8 283-350 Engines	Black	Yes
R6365	1962-82 SB Ford V8 289-302-351W Engines	Polished	No
R6365-1	1962-82 SB Ford V8 289-302-351W Engines	Polished	Yes
R6365-BK	1962-82 SB Ford V8 289-302-351W Engines	Black	No
R6366	1958-88 BB Mopar V8 383-426-440 Engines	Polished	Yes
R6366-1	1958-88 BB Mopar V8 383-426-440 Engines	Polished	No
R6366-BK	1958-88 BB Mopar V8 383-426-440 Engines	Black	Yes
R6367	1976-87 Amc/Jeep V8 304-360-390-401 Engines	Polished	No
R6367-1	1976-87 Amc/Jeep V8 304-360-390-401 Engines	Polished	Yes
R6367-BK	1976-87 Amc/Jeep V8 304-360-390-401 Engines	Black	No
R6368	1958-76 Ford Fe V8 352-360-390-406-410-427-428 Engines	Polished	Yes
R6368-1	1958-76 Ford Fe V8 352-360-390-406-410-427-428 Engines	Polished	No
R6368-BK	1958-76 Ford Fe V8 352-360-390-406-410-427-428 Engines	Black	Yes



R6362



R6363



R6364



R6365



R6366



R6367



R6368



R6362BK



R6363BK



R6364BK



R6365BK



R6366BK



R6367BK



R6368BK

Cast Aluminum BB Ford Valve Covers

Fits 1968-up BB Ford V8 429-460

Use R4878, R4880, R4997, R4998, R9358 or R9359 grommets

Finish
 Chrome
 Polished
 Polished

Style
 with hole
 with hole
 w/o hole

Package #
R6288C
R6288POL
R6288



Aluminum 351C/40M Plain Tall Valve Cover with Hole

Finish *Package #*
 Polished **R6188**



Alum Fabricated BBFord Valve Covers-No Hole

Fits 1968-up BB Ford V8 429-460
 Use R4878, R4880, R4997, R4998, R9358 or R9359 grommets

Finish *Package #*
 Anodized **R6355**
 Chrome **R6355C**
 Polished **R6355POL**



Die Cast Big Block Chevy Valve Covers

- * Covers feature installed oil baffles
- * Height of Valve Covers: 3.0 Inches
- * Made from high-grade die cast aluminum in USA

Logo	Finish	<i>Package #</i>			
396	Polished	R7603			
396	Black	R7604			
396	Orange	R7605			
			R7604	R7605	R7606
427	Polished	R7606			
427	Black	R7607			
427	Orange	R7608			
			R7607	R7609	R7611
454	Polished	R7609			
454	Black	R7610			
454	Orange	R7611			
SS	Black	R7613			
SS	Orange	R7614			
SS	Polished	R7615			
SS	Black	R7613			
SS	Orange	R7614			
Bowtie	Black	R7616			
			R7613	R7614	R7616

****Official GM Licensed Product**

Small Block Chevy Tall w/Chevrolet Logo

- * High Quality Small Block Chevy Tall Valve covers
- * These valve covers will clear most roller rockers and stud girdles. Covers feature installed oil baffles
- * Height of Valve Covers: 3.875 Inches
- * Made from high-grade die cast aluminum in USA

Finish *Package #*
 Black **R6336**
 Orange **R7618**
 Polished **R6341POL (Inverted Logo)**



R6336

R7618



R6341POL

****Official GM Licensed Product**

Small Block Chevy Tall 383 Stroker

- * High Quality Unique Small Block Chevy Tall Valve covers
- * These valve covers will clear most roller rockers and stud girdles.
- * Covers feature installed oil baffles
- * Height of Valve Covers: 3.875 Inches
- * Made from high-grade die cast aluminum in USA



R7617

R7619

Finish	<i>Package #</i>
Black	R7617
Orange	R7619
Polished	R6342POL (Inverted Logo)

Die Cast Small Block Chevy Valve Covers

- * These covers feature installed oil baffles.
- * Height of Valve Covers: 3.0 Inches
- * Made from high-grade die cast aluminum in USA

Note: To clear high lift roller rockers and stud girdles, a 1 inch valve cover spacer is available.
 Spacer Part#R7664 Polished/ R7665 Black/ R7666 Orange

Logo	Finish	<i>Package #</i>
327	Polished	R7620
327	Black	R7621
327	Orange	R7622
350	Polished	R7623
350	Black	R7624
350	Orange	R7625
Bowtie	Polished	R7626
Bowtie	Black	R6334
SS	Black	R7628
SS	Polished	R7629
SS	Orange	R7630



R7620

R7621

R7624

R7625

R7626

R7628

R7630

****Official GM Licensed Product**

Ford 289 All Fins

- * High Quality Ford289/302/351W "All Fins" valve covers.
- * These valve covers will clear most roller rockers and feature installed oil baffles.
- * High grade die cast aluminum made in USA.

Note: To clear high lift roller rockers and stud girdles, a 1 3/8 inch valve cover spacer is available.
 Spacer Part#R7667 Polished/ R7668 Black



R7632

Finish	<i>Package #</i>
Black	R7632

Ford 289 Shelby

- * High-Quality Ford 289/302/351W Shelby Valve Covers.
- * These valve covers will clear most roller rockers and feature installed oil baffles.

Note: These covers are not suitable for EFI applications.



R7634

Finish	<i>Package #</i>
Black	R7634

Ford 289 All Fins Tall

- * High Quality Ford 289/302/351W Tall "All Fins" Valve Covers.
- * These valve covers will clear most roller rockers and feature installed oil baffles.
- * Made from high-grade die cast aluminum in USA

Note: These covers are not suitable for EFI applications

Finish	<i>Package #</i>
Black	R6283
Polished	R6282



Ford 347 C.I. Stroker

- * High Quality Ford "347 C.I. Stroker" (289/302/351W) Valve covers.
- * These valve covers will clear most roller rockers and feature installed oil baffles.
- * Made from high-grade die cast aluminum in USA

Note: These covers are not suitable for EFI applications

Finish	<i>Package #</i>
Polished	R7635
Black	R7636
Blue	R7637



Ford 351 Cleveland All Fins

- * High Quality Ford 351 Cleveland "All Fins" valve covers.
- * These valve covers will clear most roller rockers and feature installed oil baffles.
- * Made from high-grade die cast aluminum in USA

Finish	<i>Package #</i>
Polished	R7638
Black	R7639



Ford FE (390-428 CI) Valve Covers

- * These valve covers will clear most roller rockers and feature installed oil baffles.
- * Made from high-grade die cast aluminum in USA


Style/Logo	Finish	<i>Package #</i>
All Fins	Polished	R7641
All Fins	Black	R7642
427	Polished	R7643
427	Black	R7644
428	Polished	R7645
428	Black	R7646
Shelby	Polished	R7647
Shelby	Black	R7648



High Quality BB Ford 429-460 Valve Covers

- * These valve covers will clear most roller rockers and feature installed oil baffles.
- * Made from high-grade die cast aluminum in USA

Finish	<i>Package #</i>
Black	R7710BK
Blue	R7710BLU
Polished	R7710POL



Reproduction Official Baldwin Motion Aluminum Valve Cover Emblem

- * Exact reproduction official Baldwin Motion valve cover Emblem.
- * Comes powder-coated in black with a polished top.
- * These decals measure 3 7/8" x 7/8".
- * Price is PER emblem.



R7649

Finish *Package #*
 Polished letters **R7649**

Baldwin Motion - Limited Edition Officially Licensed - BBC - Racing

- * The all new Motion Racing style BBC cover.
- * Named so for its race inspired design, RPC is well aware of the need for taller, more lift- accommodating valve covers and these covers have options not found on most others.
- * Height of Valve Covers: 4.625 Inches
- * High grade die cast aluminum made in USA



R7651



R7653

Finish *Package #*
 Polished **R7650**
 Orange **R7652**
 Chrome **R7653**

Baldwin Motion - Limited Edition Officially Licensed - BBC - Classic

The classic finned Big Block Chevrolet valve covers with the MOTION logo were a staple of the past like Fly-Eye Air Cleaners and Side-Pipes. Long since been discontinued and repeatedly imitated, these covers were seen under the hood of many of "Mr. Motion's" cars of the era. Now, once again, the Motion name thrives on by endorsing a new version of the old school muscle classic. RPC is proud to introduce the new MOTION Classic BBC Valve Cover. These have the style and look of the original Cal Custom covers but have the MOTION logo cast into the Cover.

- * Height of Valve Covers: 3.0 Inches
- * High grade die cast aluminum made in USA



R7656



R7657

Finish *Package #*
 Black **R7655**
 Orange **R7656**
 Chrome **R7657**

The breathers are not included

Baldwin Motion - Limited Edition Officially Licensed Small Block Chevy Tall Valve Cover

- * High Quality Small Block Chevy Tall Official Baldwin Motion Licensed Valve covers with raised 'MOTION' logo cast.
- * These valve covers will clear most roller rockers and stud girdles.
- * Height of Valve Covers: 3.875 Inches
- * High grade die cast aluminum made in USA



R7658

Finish *Package #*
 Black **R7658**

The breathers are not included

Pontiac (325-455 CI) with Logo

- * High quality Pontiac (325-455 CI) valve covers with "Pontiac" logo.
- * Made from high-grade die cast aluminum in USA

Note: These covers are the stock height. To clear high lift roller rockers and stud girdles, a 1 inch valve cover spacer is available.
Spacer Part#R7669 Polished/ R7670 Black

Finish	Package #
Polished	R7659
Black	R6520

****Official GM Licensed Product**



R7659

R6520

Pontiac (325-455 CI) - Finned

- * High quality Pontiac (325-455 CI) valve covers.
- * Made from high-grade die cast aluminum in USA

Note: These covers are the stock height. To clear high lift roller rockers and stud girdles, a 1 inch valve cover spacer is available.
Spacer Part#R7669 Polished/ R7670 Black

Finish	Package #
Polished	R7660



Hemi 426 Aluminum Valve Covers

- Fits 1966-71 426 Hemi Engines
- * Made from high-grade die cast aluminum in USA

Finish	Package #
Black	R6296

Sold Separately



R6296

Polished Alum Hemi Oil Cap

Package # **R6292**

Cast Aluminum 392 HEMI All Fins Valve Covers

- * Made from high-grade die cast aluminum in USA

Finish	Package #
Satin	R6297
Black	R6297BK
Polished	R6297POL



R6297

Aluminum BB Chevy Tall Valve Covers - Smooth

- * High Quality Competition.
- * These valve covers will clear most roller rockers and stud girdles.
- * Covers feature installed oil baffles
- * Height of Valve Covers: 4.625 Inches
- * Made from high-grade die cast aluminum in USA

Finish	Package #
Raw	R7673
Black	R7673BK
Chrome	R7673C
Polished	R7673POL
Orange	R7673RGE



R7673BK

Aluminum SB Chrysler Valve Covers
 Fits 1968-89 SB Chrysler V8, 1967-91 318, 1968-73 340,
 and 1971-91 360 engines.

* Made from high-grade die cast aluminum in USA

Finish	<i>Package #</i>
Polished	R7671
Black	R7672



R7671



R7672

Big Block Chevy Spacers - 1 inch

Finish	<i>Package #</i>
Polished	R7661
Black	R7662
Orange	R7663



R7662

Small Block Chevy Spacers - 1 inch

Finish	<i>Package #</i>
Polished	R7664
Black	R7665
Orange	R7666



R7664

Ford 289 Spacers - 1 3/8 inch
 Fits 289/302/351W engines

Finish	<i>Package #</i>
Polished	R7667
Black	R7668



R7656

Pontiac Spacers - 1 inch
 Fits 325-455 CI

Finish	<i>Package #</i>
Polished	R7669
Black	R7670



R7669

Valve Cover Accessories

Replacement Baffles for Aluminum Valve Cover

Application	<i>Package #</i>
SB Chevy Tall	R6033
SB Chevy Short ; Center bolts & BB Chevy Tall	R6034



Aluminum Valve Cover Bung

Universal bolt-on or weld-on mounting.
 Includes oil cap

<i>Package #</i>
R9969



Valve Cover Hardware Kits

Replacement kits for various applications of valve covers

Application

SB Chevy "finned" short & tall
SB Chevy "fabricated"

Package

R6180Bolt
R6145Bolt

SB Chevy "Steel" short center bolt
SB Chevy "aluminum" short center bolt
SB Chevy "aluminum" tall center bolt
SB Chevy "finned" short center bolt
SB Chevy "finned" tall center bolt
Replacement washers for "finned" center bolt
SB Chevy "fabricated" center bolt

R9812
R6036Bolt
R6046Bolt
R6195Bolt
R6190Bolt
R6190W
R6234Bolt

BB Chevy "aluminum" short
BB Chevy "aluminum" tall
BB Chevy "finned" tall
BB Chevy "fabricated"

R6231Bolt
R6230Bolt
R6280Bolt
R6245Bolt

BB Ford "fabricated"

R6345Bolt



Chrome Steel Twist-in Oil Filler Cap

Fits most GM OEM valve covers
Use on R9518, R9503 and R9504 valve covers

Package

R4804



APPLICATION CHART

Buick	1967-76	Chevy	1968-86	Firebird	1968-75
Cadillac	1968-77	(except 454 & diesel)		Jeep "6"	1965-79
Camaro	1968-86	Chevy Truck	1975-86	(with twist-in breather)	
Challenger	1970-77	(except 454 & diesel)		Oldsmobile	1968-88
Chevy	1949-54	Chrysler	1970-84	Pontiac V8	1968-75
Chevy Truck	1949-54	Dodge	1970-84	Plymouth	1970-84

Push-in Oil Plug / Cap

Fits most Chevy/GM car and truck applications
Fits valve covers with 1.25" holes - no grommet required

Style

"OIL" logo on top:

Solid Rubber **R9373**
Chrome Top & Rubber Base **R9787**

Package

"Plain" top (no logo):

Chrome Top & Rubber Base **R9170**



R9373



R9787

Aluminum Push-in Oil Cap with 1" Neck

Fits valve covers with 1.25" holes when using grommet
Use R4996 or R9358X grommets

Finish	Style	Package #
Black	Plain	R6050BK
Polished	Plain	R6050
Polished	Flame	R6050X
Polished	Finned	R6250



R6050



R6050X



R6250

Billet Aluminum Valve Cover Breather Baffle Kit

Designed for use on valve covers that do not have breather holes or when an extra one is needed in a different location.

- * Requires a 1 3/8 in. (1.375 in.) hole drilled into the cover.
- * Kit includes a lock nut, sealing washer, O-ring, and threaded baffle.



Package #
R6090

**Breather cap is not included, sold separately.

Valve Cover Rubber Grommet

Groove in *aluminum* valve cover grommet is 1/8" wide
Groove in *steel* valve cover grommet is 1/4" wide
Fits valve covers with 1.25" holes

O.D.	I.D.	Application	Package #
<i>PCV type:</i>			
1 1/4"	3/4"	Aluminum V/C	R4998X (2pcs)
1 1/4"	3/4"	Steel V/C	R4998 (2pcs)
1 1/4"	3/4"	Steel V/C	R4997 (2pcs)
(must cut bottom of grommet off to work)			
1"	3/4"	Steel V/C	R9760 (2pcs)
(Ford applications - fits 1" diameter holes)			

<i>Breather type:</i>			
1 1/4"	1"	Aluminum V/C	R4996 (2pcs)
1 1/4"	1"	Steel	R4880 (2pcs)
1 1/4"	1"	Steel	R4878 (2pcs)
(must cut bottom of grommet off to work)			

Note: RPC package is set of 2



Valve Cover Rubber Grommet Sets

Has (1) PCV grommet and (1) breather grommet
Fits valve covers with 1.25" holes

O.D.	I.D.	Application	Package #
<i>PCV type:</i>			
1 1/4"	3/4"	Aluminum V/C	R4886 (2pcs)
1 1/4"	3/4"	Steel V/C	R4887 (2pcs)



Valve Cover Rubber Oil Baffle

Groove in *aluminum* valve cover grommet is 1/8" wide
Groove in *steel* valve cover grommet is 1/4" wide
Fits valve covers with 1.25" holes
Foam insert and angled slots on bottom help stop oil seepage

O.D.	I.D.	Application	Package #
<i>PCV type:</i>			
1 1/4"	3/4"	Aluminum V/C	R9359X (2pcs)
1 1/4"	3/4"	Steel V/C	R9359 (2pcs)
<i>Breather type:</i>			
1 1/4"	1"	Aluminum V/C	R9358X (2pcs)
1 1/4"	1"	Steel	R9358 (2pcs)

Note: RPC package is set of 2



Universal Crankcase Evacuation System

For Racing applications. Breathers install into 1.25" valve cover holes. Drill and weld the one-way valves into the headers to remove excess gasses from the engine. *Hose not included.*

Finish	<i>Package #</i>
Chrome	R2050
Zinc	R2050Z

Check Valve Only (EA)	R2053
Weld-In Nipple Fitting (EA)	R2054



Positive Locking Breather Kits

Fits any valve cover with 1.22" hole
Kit Includes: Breather Cap, Threaded Collar, Jam Nuts & Gasket. Zinc Plated Finish

Style	<i>Package #</i>
With 5/8" Dia tube	R2051 (Fit 5/8" Hose)
Without tube	R2052



Billet Aluminum PCV Valve with 3/4" Neck

Fits valve covers with 1.25" holes when using grommet
Use R4998X or R9359X grommets

Finish	Style	<i>Package #</i>
Polished	Plain	R6008



Aluminum PCV Push-in Breather with 1" Neck

Fits valve covers with 1.25" holes when using grommet
Use R4996 or R9358X grommets

Finish	Style	<i>Package #</i>
Polished	Plain	R6000
Chrome	Plain	R6000C
Black	Plain	R6000BK
Polished	Ball-milled	R6100
Chrome	Ball-milled	R6100C
Black	Ball-milled	R6100BK
Polished	Flamed	R6000X
Satin/Polished	Finned	R6108
Polished	Finned	R6108POL



Aluminum Push-in Breather with 1" Neck

Fits valve covers with 1.25" holes when using grommet
Use R4996 or R9358X grommets

Finish	Style	<i>Package #</i>
Polished	Plain	R6001
Chrome	Plain	R6001C
Black	Plain	R6001BK
Polished	Ball-milled	R6101
Chrome	Ball-milled	R6101C
Black	Ball-milled	R6101BK
Polished	Flamed	R6001X
Satin/Polished	Finned	R6107
Polished	Finned	R6107POL



Push-In Breathers & PCV

Features a laser etched Logo
Fits Valve Covers with 1.25" Hole When Using Grommet

Style	Package #
Deuces Wild (w/ PCV Tube)	R8200
Pro Street	R8203
Deuces Wild	R8204
Pro Street (w/ PCV Tube)	R8205



Nostalgic Billet Aluminum Breather

Fits valve covers with 1.25" holes.
Use R4996 or R9358X grommets

Finish	Style	PCV	Package #
Black	Finned	without	R6505BK
Polished	Finned	without	R6505
Black	Finned	with	R6500BK
Polished	Finned	with	R6500
Polished/Satin	Finned	with	R6504
Polished/Satin	Finned	without	R6509



Chrome Steel "Maximum Flow" Filter Breather

Rubber Base with steel top

Style	Height	Package #
Push - in	Tall (3")	R9301
Clamp - on	Tall (3")	R9302



Chrome Steel Push-in Open Filter Breather

Rubber base with steel top
Fits valve covers with 1.25" holes - no grommet required

Style	Height	Package #
without Shield	Tall (2")	R7192
without Shield	Tall (3")	R9308
with Shield	Tall (3")	R9516



Chrome Steel Clamp-on Open Filter Breather

Rubber base with steel top - 3" tall
Fits 1 1/2" or 1 3/8" diameter tubes - no grommet required

Style	Tube Size	Package #
without Shield	1 1/2"	R9309
without Shield	1 3/8"	R9309X
with Shield	1 1/2"	R9517
with Shield	1 3/8"	R9517X



Chrome "WEB" Clamp-on Foam Breather

Rubber base with steel web and foam filter
Fits 1 1/2" diameter tubes - no grommet required

Package #
R9307



Steel Push-in Breather

2 3/4" diameter with 1" neck (Replaces GM #6421868)
Fits valve covers with 1.25" holes when using grommet
Use R4878, R4880 or R9358 grommets

Finish	<i>Package#</i>
Chrome	R4870
Black	R4870BK
Orange	R4870ORG



R4870

R4870BK

Chrome Steel Push-in Breather

2 3/4" diameter with 3/4" neck
Fits valve covers with 1.25" holes when using grommet
Use R4997, R4998 or R9359 grommets

Package #
R9171



Chrome Steel Push-in Breather with Tube

2 3/4" diameter with 1" neck (tube is 3/8" diameter)
Fits valve covers with 1.25" holes when using grommet
Use R4878, R4880 or R9358 grommets

Package #
R9241



Flame Chrome Steel Push-in Breather

2 3/4" diameter with 1" neck (Replaces GM #6421868)
Fits valve covers with 1.25" holes when using grommet
Use with R4878, R4880 or R9358 grommets

Type	<i>Package #</i>
Chrome Flame	R8870
Red Flame	R8870X



R8870X

R8870

Chrome Steel Push-in Breather with Tube

Mopar style with 1" neck (tube is 5/8" diameter) OEM replacement on Mopar A, B, RB and Slant 6 engines. Fits valve covers with 1.25" holes when using grommet. Use R4878, R4880 or R9358 grommets

Package #
R9169



Chrome Steel Push-in Oil Filler Cap

2 3/8" diameter and fits in oil filler tube
Can be used with R4955 oil filler tube

Package #
R4802

AMC All (without dipstick in cap)	1956-64
AMC V8	1965-67
Buick	1953-55
Cadillac	1941-66

APPLICATION CHART

Chrysler	1937-69	Lincoln	1949-67
Dodge	1937-69	Mercury	1949-64
Ford V8	1949-64	Mustang V8	1965-66
Ford 260-289	1965-67	Oldsmobile	1949-67
GMC	1955-70	Plymouth	1939-69



Chrome Steel Twist-in Oil Filler Cap

2 3/8" diameter

Package #
R4803

APPLICATION CHART

Buick	1955-66	Ford V8	1965-66	Pontiac	1959-67
Camaro V8	1967	(except 260-289)		Pontiac	1964-67
Chevy "6"	1956-67	GM 4 cylinder	1961-66	Oldsmobile	1964-67
Ford V8	1967	Pontiac	1955-57	Thunderbird	1965-66



Chrome Steel Twist-in Oil Filler Cap with Tube

2 3/8" diameter (tube is 5/8" diameter)

Package #
R4806

APPLICATION CHART

AMC "6" 1965-72 (with PCV valve)	AMC V8	1968-79	Jeep 327 V8	1965-67
	Jeep V8	1968-83		

Chrome Steel Twist-in Oil Filler Cap

2 3/4" diameter

Package #
R9617



Chrome Steel Tri-Step Oil Filler Tube

Fits Chevy V8 engines (both OEM & aftermarket manifolds)

Package #
R4955



Anodized Aluminum T-Bar Wing Nut

4 5/8" tall with 1/4-20 x 1 1/4" threads

Color	Package #
Red	R6010
Blue	R6011
Gold	R6017
Silver	R6018
Black	R6019



R6010



R6018



R6011



R6019



R6017

Note: RPC package is set of 4

Chrome Steel Hex Head Mini Bolt

Length	Threads	Package #
1 3/8"	1/4-20	R7283
1 3/8"	5/16-18	R7284
1 3/8"	4 1/4"-18	R7285

Note: RPC package is set of 4



R7283

Chrome Steel 2-Piece Wing Nut

Length	Threads	Package #
3 1/2"	1/4-20 x 1"	R4137
3 1/2"	5/16-18 x 1"	R4138

Note: RPC package is set of 4



Chrome Steel Deluxe Wing Nut

Length	Threads	Package #
4"	1/4-20 x 1 3/8"	R1006
4"	5/16-18 x 1 1/2"	R1036

Note: RPC package is set of 4



Chrome Steel T-Bar Wing Nut

Length	Threads	Package #
4 1/4"	1/4-20 x 1 3/8"	R9120
5 3/8"	1/4-20 x 1 3/8"	R4936
5 3/8"	5/16-18 x 1 1/2"	R9672

Note: RPC package is set of 4



Swing Hub Spinner

Description	Package #
3 Bar Right Swing Hub Cap Spinner Only Chrome Die-Cast Plated Spinner	R2169
3 Bar Left Swing Hub Cap Spinner Only	R2171
	R2172



Spinners

Wing nut 8-32 threads, stud 5/16-8 threads

Description	Package #
2 Bar Hub Cap Spinner Only	R2185
2 Bar Hub Cap Spinner Only	R2186
3 Bar Straight Hub Cap Spinner Only	R2189



Black Steel Replacement Stud for Wing Nuts

Threads	Package #
1/4-20 x 1 3/8"	R4936X
5/16-18 x 1 1/2"	R9672X

Note: RPC package is set of 4



1/4-20 Threads Application Chart

Chevy V8	1955-86
Chrysler V8 (except Hemi)	1959-90
Ford V8 260-351W	1964-90
Ford V8 429-460	1958-up
Oldsmobile V8	1958-79

5/16-18 Threads Application Chart

Ford V8 332-352-390	1958-up
Ford V8 406-427	1958-up
Ford V8 429-460	1958-up
Pontiac V8	1955-77

Chrome Steel Mini Tab

1 1/2" wide

Package #
R9067



Note: RPC package is set of 8

Chrome Steel Spreader Bar

Fits SB Chevy - 4 3/4" wide

Length *Package #*
4 3/4" **R4993**
3" **R7407**



Note: RPC package is set of 4

Chrome Steel Spreader Bar

Fits BB Chevy 396-454

Set of 7: 3 bars 4" long & 4 bars 3" long

Package #
R9640



Chrome Steel Spreader Bar

Fits SB Ford 260-351W

Set of 6: 1 bar 4" long, 3 bars 3" long & 2 tabs 1 1/2" wide

Package #
R9642



Chrome Steel Standard Wire Loom

Universal application for stock height valve covers
3 3/4" tall - rubber grommets included

Style *Package #*
2-hole loom **R4452**
4-hole loom **R4009**



R4452



R4009

Note: RPC package is set of 2

Chrome Steel High-Lift Wire Loom

Universal application for tall valve covers
5 1/4" tall - rubber grommets included

Style *Package #*
4-hole loom **R9097**



Note: RPC package is set of 2

Aluminum Linear Wire Loom Set

Universal applications (Use part number R6039Y-1 below for 87-up SB Chevy applications.)
Fits Spark plug wire diameters up to 9.5mm. Mounting hardware included - sold in pairs

Finish	Style	Maximum Wire Size	Package #
Polished	<i>Plain</i>	9.5mm	R6039
Chrome	<i>Plain</i>	9.5mm	R6039C
Black Chrome	<i>Plain</i>	9.5mm	R6039BC
Polished	<i>Ball-milled</i>	9.5mm	R6038
Chrome	<i>Ball-milled</i>	9.5mm	R6038C
Black Chrome	<i>Ball-milled</i>	9.5mm	R6038BC
Black	<i>Ball-milled</i>	9.5mm	R6038BK
Polished	<i>Flamed</i>	9.5mm	R6038X
Chrome	<i>Flamed</i>	9.5mm	R6038XC
Polished	<i>Finned</i>	9.5mm	R6238
Black	<i>Finned</i>	9.5mm	R6238BK




Valve Cover & Accessories

Aluminum Wire Loom Replacement Hardware

Replacement kit for universal aluminum wire looms listed above.

Style	Package #
Perimeter Bolt Valve Covers	R6039Y
Center Bolt Valve Covers	R6039Y-1




Chrome Steel Deluxe Linear Wire Loom Set

Universal application with sliding adjustment tabs
For 7mm to 9mm wire - sold in pairs

Set includes:

2 chrome brackets	4 sliding adjustment tabs
2 black 1-hole looms	2 black 2-hole looms
2 black 3-hole looms	2 black 4-hole looms

Package #
R7251



Chrome Slider Style Wire Looms

Will fit 7mm, 8mm, 8.8mm ignition wire sizes.
Adjusts to any size from 11 to 15 inches.

Package#
R7253



Deluxe Wire Loom Set

Universal application - for 7mm to 9mm wire

Set includes:

4 chrome steel brackets	2 plastic 3-hole wire dividers
4 plastic 2-hole wire dividers	

Loom Color **Blue**
Package #
R9368



Race Car Wire Loom Set

Fits SB Chevy and other application - for 7mm to 9mm wire

Set includes:

4 chrome steel brackets

8 plastic 2-hole wire dividers 2 plastic 4-hole wire dividers

Loom Color

Package #

Blue

R9370



Deluxe Wire Divider Set

For 7mm to 9mm wire

Set includes:

2 plastic 2-hole wire dividers

2 plastic 3-hole wire dividers


2 plastic 4-hole wire dividers

Loom Color

Package #

Blue

R9372



Pro Style Wire Separator Set

For 8mm to 9mm wire

Set includes:

2 plastic 2-hole separators

2 plastic 3-hole separators

2 plastic 4-hole separators

Loom Color

Package #

Chrome

R9576

Black

R9577



R9577

Billet Aluminum Pro Style Wire Separators

Fits Any 8mm/9mm/10mm Wires (Set of 6pcs)

Finish

Package #

Natural

R9570

Black

R9570BK

Blue

R9570BLU

Red

R9570RED



R9570



R9570BK



R9570BLU



R9570RED

* Includes Allen Wrench*

Pro Style Brake Hose or Wire Clamps

1-hole clamps hold various hose/wire sizes - set of 4

Size

Package #

3/16" (4.5mm)

R6085

1/4" (6.0mm)

R6086

5/16" (7.7mm)

R6087

3/8" (9.5mm)

R6088



R6085

Oil Pans and Accessories

Oil Pans - Chevy

Polished Aluminum Stock Oil Pan - Finned

Fits SB Chevy V8 283, 305, 327, 350, (4 qts capacity)
Drain plug and mounting bolts included

Application	Package #
1955-79 (driver dipstick)	R8442
1980-85 (passenger dipstick)	R8443
1986-up (passenger dipstick)	R8444




R8442


Steel Stock Oil Pan

Fits SB Chevy V8 283, 305, 327, 350, 400 (4 qts capacity)
New extra "step" in front sump for crankshaft clearance on certain applications.

Application	Finish	Package #
<i>Dipstick on driver side:</i>		
1955-79	Chrome	R9005
1955-79	Chrome	R9005BK
1955-79	Orange	R9005P
1955-79	Unplated	R9005RAW
1955-79	Zinc	R9005Z



R9005



R9005P

Steel Stock Oil Pan

Fits SB Chevy V8 283, 305, 327, 350, 400 (4 qts capacity)
Does not fit 62-67 Chevy II, Chevelle's with steering behind crossmember, Vega/Monza V8, or 302 high performance engines

Application	Finish	Package #
<i>Dipstick on passenger side:</i>		
1980-85	Chrome	R9092
1980-85	Orange	R9092ORG
1980-85	Black	R9092P
1980-85	Unplated	R9092RAW
1980-85	Zinc	R9092Z

<i>Dipstick on passenger side:</i>		
1986-up	Chrome	R9414
1986-up	Black	R9414P
1986-up	Unplated	R9414RAW
1986-up	Zinc	R9414Z
(one piece rear main seal)		



R9092P



R9414

Steel Stock Oil Pan

Fits BB Chevy 1965-90 V8 396-454 (4 qts capacity)
Does not fit Gen. V motor with one piece rear main seal

Finish	Package #
<i>Dipstick on passenger side</i>	
Chrome	R9294
Orange	R9294ORG
Black	R9294P
Unplated	R9294RAW
Zinc	R9294Z



R9294



R9294P

Steel Claimer Style Oil Pan

Fits SB Chevy Pre-1980 V8 283-350 (4 qts capacity)
 Made with thicker material, 2 trap doors, crank scraper with windage tray, and reinforced rails
 Dipstick on driverside - use with R7110 pickup

Finish	<i>Package #</i>
<i>Dipstick on driver side</i>	
Black	R7108P
Unplated	R7108RAW
Zinc	R7108Z




R7108P

Steel Circle Track Oil Pan

Fits SB Chevy V8 283-350 (6 qts capacity)
 7 1/4" deep with 2 trap doors - stock starter will fit
 Use with R7106 or R7107 pickup


Application	Finish	<i>Package #</i>
<i>Dipstick on driver side:</i>		
1955-79	Black	R7104P
1955-79	Unplated	R7104RAW
1955-79	Zinc	R7104Z



R7105Z

Dipstick on passenger side:

1980-85	Black	R7105P
1980-85	Unplated	R7105RAW
1980-85	Zinc	R7105Z



Inside view

1986-up	Black	R7204P
1986-up	Unplated	R7204RAW
1986-up	Zinc	R7204Z

Steel Champion Style Oil Pan

Fits SB Chevy V8 283-350 (7 qts capacity)
 7" deep, 6 trap doors, 2 runners, and 3 crank scrapers
 Use with R7102 or R7103 pickup


Application	Finish	<i>Package #</i>
<i>Dipstick on driver side:</i>		
1955-79	Black	R7101P
1955-79	Unplated	R7101RAW
1955-79	Zinc	R7101Z



R7101P

Dipstick on passenger side:

1986-up	Black	R7201P
1986-up	Unplated	R7201RAW
1986-up	Zinc	R7201Z



R7201Z
 Inside view

Steel Drag Race Oil Pan

Fits SB Chevy 1955-79 V8 283-350 (7 qts capacity)
 Does not fit 62-67 Chevy II, Chevelle's with steering behind crossmember, Vega/Monza V8
 8 1/4" deep with 1 trap door - use with R9727 or R9727HV pickup

Application	Finish	<i>Package #</i>
<i>Dipstick on driver side:</i>		
1955-79	Chrome	R9725
1955-79	Zinc	R9725X
1955-79	Orange	R9726

<i>Dipstick on passenger side:</i>		
1980-85	Orange	R9731
1980-85	Chrome	R9731C
1980-85	Raw	R9731RAW
1980-85	Zinc	R9731Z

1986-up	Chrome	R9715
1986-up	Black	R9716



Steel Drag Race Oil Pan

Fits SB Chevy 1962-67 V8 283-350 Chevy II & Nova
 Does not fit applications with power steering (6 qts capacity)
 It is 8 1/4" deep. Use with R9727 or R9727HV pickup.


Finish	<i>Package #</i>
<i>Dipstick on driver side</i>	
Black	R7480P
Unplated	R7480RAW
Zinc	R7480Z



Steel Drag Race Oil Pan

Fits BB Chevy 1965-86 396-454 (6 qts capacity)
 8 1/4" deep with 1 trap door Use with R9730 pickup
 Does not fit with Stroker Motor

Finish	<i>Package #</i>
<i>Dipstick on passenger side</i>	
Chrome	R9728
Black	R9728BK
Zinc	R9728X
Orange	R9729



SB Chevy Oil Pan Claimer Style

Fits 58-86 SBC driver side dipstick. 7 1/4" deep with 8 qts capacity.
 Two trap doors.

Finish	<i>Package #</i>
Black	R7113P
Raw	R7113RAW
Zinc	R7113Z



SBC 7" Oil Pan with Windage Tray

7 qts capacity - use with R7102 oil pickup

Finish	<i>Package #</i>
Painted	R9717P
Raw	R9717RAW
Zinc	R9717Z



Oil Pans - Ford

Polished Aluminum Stock Oil Pan

Fits 1964-73 SB Ford 260-289-302

Style *Package #*
Finned **R8446**




Steel Stock Oil Pan

Fits SB Ford 1965-87 260-289-302 (stock capacity)
Front sump pan for passenger cars - not for trucks or vans

Finish *Package #*
Chrome **R9078**
Black **R9078BK**
Blue **R9078P**
Zinc **R9078Z**
Raw **R9078RAW**

R9078R



R9078P

Steel Stock Oil Pan

Fits Ford 1969-91 V8 351W (stock capacity)
Front sump pan for passenger cars - not for trucks or vans

Finish *Package #*
Chrome **R9532**
Black **R9532BK**
Unplated **R9532RAW**
Zinc **R9532Z**

R9532



Steel Stock Oil Pan

Fits Ford 1970-80 V8 351C-351M-400 (stock capacity)
Front sump pan for passenger cars - not for trucks or vans

Finish *Package #*
Chrome **R9310**
Unplated **R9310RAW**
Zinc **R9310Z**

R9310



Steel Stock Oil Pan

Fits Ford 1983-93 Mustang 302 5.0L (stock capacity)
Dual sump pan for passenger cars - not for trucks or vans
Use with R9755 pickup

Finish *Package #*
Chrome **R9754**
Black **R9754P**
Unplated **R9754RAW**
Zinc **R9754Z**

R9754



R9754P

Steel Stock Oil Pan

Fits Ford 1958-76 V8 352-390-406-427-428 (stock capacity)
Front sump pan for passenger cars - not for trucks or vans
Does not fit 428 CJ

Finish *Package #*
Chrome **R9330**
Blue **R9330P**
Unplated **R9330RAW**
Zinc **R9330Z**

R9330



R9330P

Steel Stock Oil Pan

Fits Ford 1968-78 V8 429-460 (stock capacity)
Front sump pan for passenger cars - not for trucks or vans

Finish	Package #
Chrome	R9343
Unplated	R9343RAW
Zinc	R9343Z



Steel Drag Race Oil Pan

Fits SB Ford 1965-87 260-289-302 (7qts capacity)
Use with R9738 pick up

Finish	Package #
Chrome	R9737
Black	R9737P
Zinc	R9737Z



Mustang Drag Race Oil Pan

Fits 1979-93 Mustang 302 5.0L engines (7 qts capacity). Dual sump pan for passenger cars only. Rear sump depth 9", front sump depth - 6.25" (Pick Up Use S3353)

Finish	Package #
Black	R9753P
Raw	R9753RAW
Zinc	R9753Z



Cast Aluminum Finned "T-style" Racing Oil Pan

Fits 1969-1970 Ford Mustang 351W

Features:

- * Made of high grade cast aluminum for the best cooling possible.
- * Trap doors & baffle.
- * Machined rail surface for a perfect fit.
- * Extra oil capacity, 7 1/2" quarts.
- * **Does not** include pick up tube.

Finish	Package #
Satin	R8447



Oil Pans - Chrysler

Steel Stock Oil Pan

Fits Chrysler Mopar 1964-87 V8 273-318-340
Stock capacity - Front Sump

Finish	Package #
Chrome	R9311
Black	R9311P
Unplated	R9311RAW
Zinc	R9311Z



Steel Stock Oil Pan

Fits Chrysler Mopar 361-383-400-413-440 B & RB and Hemi 426
Stock capacity

Finish	Package #
Chrome	R9496
Unplated	R9496RAW
Zinc	R9496Z



Steel Oil Pan

Fits Mopar 1971-80 360. Center sump pan for Cars only

<i>Finish</i>	<i>Package #</i>
Chrome	R9344
Black	R9344P
Raw	R9344RAW
Zinc	R9344Z



Modified Stock Steel Oil Pan

Fits BB Chrysler Mopar 1966-up 361-440 B & RB and Hemi 426
7" deep for extra capacity (7 qts) - use with R7118 & R7119 pickup

<i>Finish</i>	<i>Package #</i>
Black	R7117P
Unplated	R7117RAW
Zinc	R7117Z



Steel Stock Oil Pan

Fits Oldsmobile 330-455 (will not fit 1975 400)
Stock capacity

<i>Finish</i>	<i>Package #</i>
Chrome	R9397
Unplated	R9397RAW
Zinc	R9397Z



Steel Stock Oil Pan

Fits Pontiac 1959-81 301-455
Stock capacity

<i>Finish</i>	<i>Part #</i>
Chrome	R9337
Raw	R9337RAW
Zinc	R9337Z



R9337Z

Steel Stock Oil Pan

Fits Chrysler Mopar 331-392 1955-58 Early Hemi
Stock capacity

<i>Finish</i>	<i>Package #</i>
Chrome	R9497
Unplated	R9497RAW
Zinc	R9497Z



Holden 8 Cylinder Oil Pan

<i>Finish</i>	<i>Package</i>
Chrome	R7002
Painted(Red/Black)	R7002P
Raw	R7002RAW
Zinc	R7002Z



R7002

Fabricated Aluminum Oil Pans

- * Made From Strong & Light Weight T6 Aluminum
- * 100% TIG Welded Seams
- * Engineered Baffles For Excellent Oil Control and Pump Feed
- * Thick Aluminum Pan Rails and Seal Areas for a Leak Free Seal and to Prevent Warping
- * Drain Plug Included

Small Block Chevy

Package #	Application	Capacity	Depth	Max Stroke	Style
R4007	1955 - 1986 Small Block Chevrolet	5 Quarts	8.0	3.875	Driverside Dipstick
R4014	2 Piece Rear Main Seal	5 Quarts	8.0	3.875	Passenger Side Dipstick




LS1 Aluminum Oil Pan

Package #	Finish	Application	Capacity	Depth	Max Stroke
R4010	Clear Anodized	Small Block Chevrolet LS1 (GEN III/IV) Designed for installing LS1/LS6 engine into earlier chassis. Fits A, F, Y, and 1970s X-body	5.5 Quarts	6.5	4.125


LS1 Steel Oil Pan

R4016Z	Zinc	Small Block Chevrolet LS1 (GEN III/IV) Designed for installing LS1/LS6 engine into earlier chassis. Fits A, F, Y, and 1970s X-body	5.5 Quarts	6.5	4.125
R4017	CNC	Aluminum LS1 Remote Oil Filter Adapter	R3316	LS Series Chevy Engine Pick Up	



Small Block Ford

Package #	Application	Capacity	Depth	Max Stroke
R4011	1979 - 1995 Small Block Ford 302 Fox Body Fits 289, 302, and 351W. Fits 4 Bolt Main Caps	7 Quarts	9.0	4.000



Big Block Chevy

Package #	Application	Capacity	Depth	Max Stroke
R4013	1966 - 1990 Big Block Chevrolet GEN IV Fits 396, 402, 427, 454	6 Quarts	8.0	4.250



Billet Oil Pump

- * Billet 6061 Aluminum Housing
- * High Volume Output
- * Enlarged Inlet To Prevent Oil Starvation
- * Clears 4 1/4" Stroke With Steel Rods
- * Designed for 8 1/4" Deep Oil Pans
- * Uses Stock Mounting and Oil Pump Shaft

Package #
R4015



Fabricated Aluminum Catch Tanks

Style	Info	<i>Package #</i>
Round Oil Catch Tank	2.1PINTS/34OZ	R2503
Round Oil Catch Tank	3.2PINTS/51OZ	R2504
Round Oil Catch Tank	1.0PINTS/17OZ	R2505
Oil Catch Tank	4.2PINTS/68OZ	R2513
Oil Catch Tank	2.1PINTS/34OZ	R2514



Billet Alum Oil Catch Tanks

Style	Size	<i>Package #</i>
Square	1.6Pints/26oz	R2521
Round	2.1Pints/34oz	R2522
Square	2.1Pints/34oz	R2523



Fabricated Alum Oil Tanks

Size	<i>Package #</i>
5 3/16" x 5 3/16" x 3 7/8"	R2548
5 3/16" x 5 3/16" x 5 7/8"	R2549
5 3/16" x 5 3/16" x 8 3/16"	R2250
5 3/16" x 5 3/16" x 10 1/4"	R2551



Oil Coolers

Style	Size	<i>Package #</i>
7 Row	13"x2.0"x2.0"	R2701
10 Row	13"x2.75"x2.0"	R2703
16 Row	13"x4.5"x2.0"	R2705
25 Row	13"x6.75"x2.0"	R2707
30 Row	13"x8.25"x2.0"	R2709



Chrome Steel Magnetic Drain Plug

1/2"-20 standard threads - plastic washer included

Package #
R9062



Oil Cooler Adapter GM v8 LS Series Gen III & Gen IV

Package #
R5301



Alum Oil Filter Bypass Adapter

Fits SB & BB Chevy

Package #
R2000



Billet Alum Oil Filter Relocation Adapter

3/4 - 16 Thread Size -10 Fittings with Temp & Pressure Sensor Ports.

Package #
R1410



Billet Alum Oil Filter Relocation Adapter

3/4 - 16 Thread Size -10 Fittings

Package #
R1415



Billet Alum Sandwich Adaptor with Remote Outlets

3/4 - 16 Thread Size -10 Fittings with Temp & Pressure Sensor Ports.

Package #
R1416



Billet Alum Sandwich Adaptor with Remote Outlets

3/4 - 16 Threads/Straight or Angled remote ports with Temp & Pressure Ports.

Package #
R1417



Sensor Adapter for Oil Pressure/Oil Temp Gauge Sensor

Universal application, including three adapters
Adapter sizes include M-20x1.5, 3/4"-16 and 13/16"x16

Package #
R5725



Chrome Steel Oil Filter Covers Only

Slides over existing oil filter.

Size *Package #*
4 9/32" tall x 3 11/16" diameter **R1070**
5 3/16" tall x 3 11/16" diameter **R1067**



R1067

Oil Filter Extension - Chrome

Style *Package #*
Push-In **R9259**
Twist-in **R9260**



R9259

Oil Control Take Off Plate GM GEN-III & GEN-IV

Package #
R5300



Chrome Steel Oil Filters

Chrome plated steel housing, resin-impregnated element that exceeds OEM specifications for filtration efficiency. Max pressure is 87 to 198 PSI. Max liquid flow 16 - 50GPM

Size	Style	<i>Package #</i>
4-9/32" tall 13/16" - 16 - Thread	Short	R7387
5-1/4" tall 13/16" - 16 - Thread	Long	R7388
5-1/4" tall 3/4" - 16 - Thread	Long	R7389



Billet Alum Oil Filters

Size	<i>Package #</i>
Fram PH3614 2.9"Diameter x 3.28" Tall 3/4-16	R7390
Fram PH7317 2.7"Diameter x 3.11" Tall M20-1.5	R7391
Fram PH4386 2.7"Diameter x 3.11" Tall 3/4-16	R7392
Fram HP6A 3.7"Diameter x 4.37" Tall 1-1/2-12	R7393



Replacement Stainless Steel Oil Filter Element

Size	<i>Package #</i>
2.51"Diameter x 2.05" Tall	R7394
2.31"Diameter x 1.89" Tall	R7395



Oil Pan Hardware Kits

Application	<i>Package #</i>
SB Chevy	R0006
BB Chevy	R0007
SB Ford	R0008
Ford/Chrysler	R0009



R0006

Stainless Steel Oil Pan Bolt Kit

SB Chevy

Package #
R0943



Ford Drag Racing Oil Pickup

Fits R9753Z and R9753P Oil Pans

Finish	<i>Package #</i>
Zinc	R3353



Zinc Steel Oil Pump Pickup

Fits SB Chevy pre-1980 Claimer Style pans
Use with R7108P, R7108R or R7108Z oil pans

Description *Package #*
Hi Volume pump **R7110**



Zinc Steel Oil Pump Pickup

Fits SB Chevy 1955-85 Circle Track Style pans
Use with R7104P, R7104R or R7104Z oil pans and
with R7105P, R7105R or R7105Z oil pans

Description *Package #*
Standard pump **R7106**
Hi Volume pump **R7107**



R7106

Zinc Steel Oil Pump Pickup

Fits SB Chevy Champion Style pans
Use with R7101P, R7101R or R7101Z oil pans

Description *Package #*
4-Bolt pump **R7102**
5-Bolt pump **R7103**



R7102

R7103

Zinc Steel Oil Pump Pickup

Fits SB Chevy 1955-85 Drag Racing pans
Use with R7480P, R7480R, R9725, R9725X, R9726
or R9731 oil pans

Description *Package #*
Standard pump **R9727**
High volume pump **R9727HV**



Zinc Steel Oil Pump Pickup

Fits BB Chevy 1965-95 Drag Racing pans
Use with R9728, R9728X or R9729 oil pans

Description *Package #*
Standard pump **R9730**



Zinc Steel Oil Pump Pickup

Fits SB Ford 1965-87 260-289-302 Drag Racing pans
Use with R9737 or R9737P oil pans

Description *Package #*
Standard pump **R9738**



Black Steel Oil Pump Pickup

Fits BB Chrysler 1966-up & Hemi oil pans
Use with R7117P or R7117R or R7117Z oil pans

Description *Package #*
3/8"-18 threads **R7118**
(for "B" and "RB")

1/2"-14 threads **R7119**
(for stock 426 "Hemi")



Zinc Steel Oil Pump Pickup

Fits Ford 1979-93 Mustang 302 5.0L pans
Use with R9754, R9754P or R9754R oil pans

Description *Package #*
Standard Pump **R9755**



SB Chevy Oil Pickup

Fits 1955-86 stock pans.

Finish *Package #*
Yellow Zinc **R3305**



Standard Oil Pickup SB Chevy FIT R4007,R4014

Fits R4007 R4014

Finish *Package #*
Raw **R3307**



Ford Oil Pickup

Fits 351C stock pans.

Finish *Package #*
Yellow Zinc **R3310**



BB Ford Oil Pump Pickup

Fits 1971 and earlier 390-428 Front Sump, stock pans.

Finish *Package #*
Yellow Zinc **R3330**



Ford Oil Pump Pickup

Fits 1973 and earlier 351W front sump, stock pans.

Finish *Package #*
Yellow Zinc **R3332**



Pontiac Oil Pickup

Fits 326-455, stock pans. 5/8" inlet pickup.

Finish *Package #*
Yellow Zinc **R3337**



Ford BB Oil Pickup

Fits 429/460

Finish
Yellow Zinc

Package #
R3343



Chrysler Oil Pickup

Fits 318-340-360 up to 1986, stock pans.

Finish
Yellow Zinc

Package #
R3344



SB Ford Oil Pickup

Fits 289-302 Front Sump, stock pans.

Finish
Yellow Zinc

Package #
R3378



Big Block Chevy Oil High Volume Pickup

Fits "1965-95" 396-427-454-502, stock pans

Finish
Yellow Zinc

Package #
R3394



Oldsmobile Oil Pickup Tube

Fits 330-455, stock pans. 5/8" inlet pickup.

Finish
Yellow Zinc

Package #
R3397



High Volume Oil Pickup

Fits R7113 SB Chevy oil pickup

Finish
Zinc

Package #
R7114



Dipsticks

Billet Aluminum Engine Dipstick

Fits SB Chevy 1955-79 283-350
 Billet aluminum handle with steel dipstick - no tube included
 Dipstick is 11 1/2" long

Package #
R6060



Flexible Engine Dipstick

Fits SB Chevy 283-350
 Designed to bolt to block from the inside of headers
 Aluminum handle, braided housing and stainless steel dipstick
 Anodized Finish

Description	Finish	<i>Package #</i>
Pre-1979	Stainless Steel	R5002
Pre-1979	Black	R5002BK
1980-up	Stainless Steel	R5001
1980-up	Black	R5001BK



R5002



R5002BK

Flexible Engine Dipstick

Fits BB Chevy 1965-90 396,427, 454
 Designed to bolt to block from the inside of headers.
 Aluminum handle, braided housing and stainless steel dipstick
 Anodized Finish

Finish	<i>Package #</i>
Natural	R5003
Black	R5003BK



R5003



R5003BK

Engine Dipstick

Fits SB Chevy 1955-79 283-350. Dipstick is 19" long
 Driverside

Finish	<i>Package #</i>
Chrome Steel	R4957
Billet Aluminum	R4957BA
Black	R4957BK

(aluminum handle with chrome steel dipstick & tube)



R4957



R4957BA



R4957BA

Engine Dipstick

Fits SB Chevy 1980-85 305-350. Dipstick is 23" long.

Finish	<i>Package #</i>
Chrome Steel	R9420
Billet Aluminum	R9420BA

(aluminum handle with chrome steel dipstick & tube)



R9420



R9420BA

Engine Dipstick

Fits SB Chevy Camaro/Firebird 1982-85 305-350
 Dipstick is 24 1/2" long

Finish	<i>Package #</i>
Chrome Steel	R9231
Billet Aluminum	R9231BA

(aluminum handle with chrome steel dipstick & tube)



R9231

R9231BA


Engine Dipstick

Fits BB Chevy 1965-90 396, 427, 454. Dipstick is 21" long.

Finish	<i>Package #</i>
Chrome Steel	R4958
Black	R4958BK

Billet Aluminum	R4958BA
-----------------	----------------

(aluminum handle with chrome steel dipstick & tube)



R4958

R4958BA

Engine Dipstick

Fits Chrysler 383-426-440. Dipstick is 23" long

Finish *Package #*
 Chrome Steel **R9225**
 Billet Aluminum **R9225BA**
 (aluminum handle with chrome steel dipstick & tube)



Engine Dipstick

Fits Chrysler 318-340-360. Dipstick is 21" long

Finish *Package #*
 Chrome Steel **R9224**
 Billet Aluminum **R9224BA**
 (aluminum handle with chrome steel dipstick & tube)



Engine Dipstick

Fits SB Ford 260-289-302. Dipstick is 20 1/4" long

Finish *Package #*
 Chrome Steel **R9221**
 Billet Aluminum **R9221BA**
 (aluminum handle with chrome steel dipstick & tube)



Engine Dipstick

Fits Ford 351 Windsor. Dipstick is 20" long

Finish *Package #*
 Chrome Steel **R9222**



Engine Dipstick

Fits Ford 351 Cleveland. Dipstick is 20 1/2" long

Finish *Package #*
 Chrome Steel **R9223**



Engine Dipstick

Fits Oldsmobile 350-455 and Pontiac 403 Trans Am & 6.6L Firebird. Dipstick is 20" long.

Finish *Package #*
 Chrome Steel **R9404**



Engine Dipstick

Fits Pontiac 1965-79 V8 (except 389 & 403)
 Dipstick is 17 1/2" long

Finish *Package #*
 Chrome Steel **R9405**
 Billet Aluminum **R9405BA**
 (aluminum handle with chrome steel dipstick & tube)



Transmission Pans and Accessories & Trans Dipsticks

Transmission Dipstick

Fits Chevy Turbo 350
Dipstick is 27" long (bracket modification may be required)

Finish	<i>Package #</i>
Chrome Steel	R9421
Billet Aluminum	R9421BA
Black	R9421BK
(aluminum handle with chrome steel dipstick & tube)	



Chrome Transmission Dipsticks
Steel OEM Replacement
Dipstick & Tube

Model	Package #
Ford C-4	R9423
Ford C-6	R9424



Flexible Transmission Dipstick - Bell housing mount

Aluminum handle, steel-braided housing and dipstick
Fits "push-in" style transmissions, and O-rings seal the dipstick.
Bracket on handle mounts to the bell housing
Anodized Finish


Finish	Description	<i>Package #</i>
Natural	GM Turbo 350	R5004
Black	GM Turbo 350	R5004BK
Natural	GM Turbo 400	R5005
Black	GM Turbo 400	R5005BK
Natural	Chevy 700 R4	R5006
Black	Chevy 700 R4	R5006BK



Flexible Transmission Dipstick - Firewall Mount - 29"

Aluminum handle, steel-braided housing and dipstick
Fits "push-in" style transmissions, and O-rings seal the dipstick
Bracket on handle mounts to the firewall
Anodized Finish

Finish	Description	<i>Package #</i>
Natural	GM Turbo 350 / 400	R5104
Black	GM Turbo 350 / 400	R5104BK
Natural	Chevy 700 R4	R5106
Black	Chevy 700 R4	R5106BK
Natural	Ford C-6	R5101
Black	Ford C-6	R5101BK
Natural	Powerglide	R5107
Black	Powerglide	R5107BK
Natural	904 Firewall Mount	R5108
Black	904 Firewall Mount	R5108BK



Transmission Dipstick

Fits GM Turbo 350
Dipstick is 34" long (bracket modification may be required)

Finish	<i>Package #</i>
Chrome Steel	R4994
Billet Aluminum	R4994BA
(aluminum handle with chrome steel dipstick & tube)	



Transmission Dipstick

Fits GM Turbo 400
Dipstick is 24" long (bracket modification may be required)

Finish	<i>Package #</i>
Chrome Steel	R4995
Billet Aluminum	R4995BA
Black	R4995BK
(aluminum handle with chrome steel dipstick & tube)	



Transmission Dipstick

Fits Chevy Powerglide (aluminum case)
Dipstick is 23" long (bracket modification may be required)

Finish	<i>Package #</i>
Chrome Steel	R9422



Transmission Pan

Fits GM Turbo 350
Drain plug included.

Finish	Style	<i>Package #</i>
Pol Aluminum	Finned	R8491 (Stock Depth)
(rubber gasket & installation bolts included)		
Chrome Steel	Plain	R9074 (Stock Depth)
Chrome Steel	Finned	R9122 (Stock Depth)
Black Paint	Finned	R9122BK (Stock Depth)
Zinc	Finned	R9122Z (Stock Depth)
Chrome Steel	Finned	R9198
Zinc	Finned	R9198Z
(extra capacity - 3 1/2" deep - adds 2 qts)		



Transmission Pan

Fits GM Turbo 400
Drain plug included.

Finish	Style	<i>Package #</i>
Pol Aluminum	Finned	R8492 (Stock Depth)
(rubber gasket & installation bolts included)		
Chrome Steel	Finned	R9121 (Stock Depth)
Black Paint	Finned	R9121BK (Stock Depth)
Zinc	Finned	R9121Z (Stock Depth)
Chrome Steel	Finned	R9197
Zinc	Finned	R9197Z
(extra capacity - 3" deep - adds 1 1/2 qts)		
Chrome Steel	Finned	R9196
(extra capacity - 4" deep - adds 2 1/2 qts)		



Transmission Pan

Fits GM Turbo 700R4 & 4L60
Drain plug included.

Finish	Style	Package #
Pol Aluminum	Finned	R8493 (Stock Depth)
Pol Aluminum	Finned	R8494 (Extra Capacity - 2 7/8" Deep)

(rubber gasket & installation bolts included)

Chrome Steel	Finned	R7599 (Stock Depth)
Black Paint	Finned	R7599BK (Stock Depth)
Zinc	Finned	R7599Z (Stock Depth)

Chrome Steel	Finned	R9712
(extra capacity - deep style)		



R8493



R9712

Transmission Pan

Fits Chevy Powerglide
Drain plug included and stock depth

Finish	Style	Package #
Chrome Steel	Finned	R9124



Transmission Pan

Fits Chrysler 727. Drain plug included

Finish	Style	Package #
Chrome Steel	Finned	R7598X (Stock Depth)

Chrome Steel	Finned	R7597
(Extra capacity. 1-3/4" deeper than stock)		



Transmission Pan

Fits 1980-91 Ford AOD transmission

Finish	Style	Package #
Chrome Steel	Finned	R9129



Transmission Pan

Fits Ford C-4. Drain plug included.

Finish	Style	Package #
Chrome Steel	Finned	R9531 (Stock Depth)
Chrome Steel	Finned	R9530
(Extra capacity. 3 1/2" deeper than stock)		



Transmission Pan

Fits Ford C-6. Drain plug included.
(except R9127).

Finish	Style	<i>Package #</i>
Chrome Steel	Finned	R9125
Chrome Steel	Finned	R9127
(Extra capacity. 1-3/4" deeper than stock)		



Transmission Pan Hardware Kit

Size	<i>Package #</i>
5/16"-18 x 5/8"	R0031



Transmission Cooler Fitting Kit

Includes
Two 7ft stainless steel braided hose
Two -6 to 3/8" NPT Fittings
Four -6 to 1/4" NPR Fittings
Four 90 Degree Female to Male Swivel Elbow -6 to -6 Fittings

Package #
R5047



Finned Satin Aluminum Transmission Coolers

Single pass design. Includes two 5/8" npt fittings.

<i>Size</i>	<i>Quarts</i>	<i>Package #</i>
12"	0.6	R5050
15"	0.8	R5051
18"	0.9	R5052
24"	1.3	R5053



Anodized Aluminum Transmission Coolers

Dual pass design. Includes two 1/4" NPT fittings.

<i>Size</i>	<i>Color</i>	<i>Quarts</i>	<i>Package #</i>
12"	Blue	0.6	R5050BLU
12"	Red	0.6	R5050RED
12"	Natural	0.6	R5050X
15"	Blue	0.8	R5051BLU
15"	Red	0.8	R5051RED
15"	Natural	0.8	R5051X
18"	Blue	0.9	R5052BLU
18"	Red	0.9	R5052RED
18"	Natural	0.9	R5052X
24"	Blue	1.3	R5053BLU
24"	Red	1.3	R5053RED
24"	Natural	1.3	R5053X
30"	Blue	1.6	R5054BLU
30"	Red	1.6	R5054RED
30"	Natural	1.6	R5054X



Differential Covers

				
R4135 - GM 1/2 ton	R4786 - GM 10 Bolt	R4787 - GM 12 Bolt	R4815 - Dana 44	R4816 - Dana 60
				
R4817 - Ram 9.25"	R5070 - Dana 30	R5071 - Dana 35	R5072 - Dana 44	R5073 - GM 12 Bolt
				
R5074 - Dana 60	R5075 - GM 14 Bolt	R5076 - Dana 60	R5077 - GM 10 Bolt	R5078 - GM 10 Bolt
				
R5079 - Ford 12 Bolt	R5080 - Dana 80	R5081 - Jeep Corp	R5082 GM 12 Bolt	R9069 - GM 10 Bolt
				
R9070 - GM 12 Bolt	R9071 - GM 14 Bolt	R9072 - Camaro	R9119 - Jeep Corp	R9190 - GM 10 Bolt
				
R9238 - Dana 30	R9292 - GM 9.5"	R9293 - Ford 7.5"	R9465 - Ford 8.8"	R9466 - Ford 12 Bolt
				
R9467 - Ford 9.5"	R9583 - GM 10 Bolt	R9584 - GM 12 Bolt	R9589 - Chr 10 Bolt	R9710 -Dana 30 Thick
				
	R9711 - Dana 35	R9713 - Dana 80		

<i>Steel</i>	<i>Aluminum</i>	Optional Gasket	Optional Bolt Kit	Cover Bolt	
<i>Pack #</i>	<i>Pack #</i>	Number	Number	Pattern	Chevrolet & GM Car Applications
R4135	R5078	R0013	R0001	10 Bolt	Buick 1984-87 Grand National with 8.5" Ring Gear
R9190		R0013	R0001	10 Bolt	Chevy/GM 1964-72 Intermediates
R4135	R5078	R0013	R0001	10 Bolt	Chevy/GM 1964-72 Intermediates
R4787	R5082	R0014	R0002X	12 Bolt	Chevy/GM 1964-72 Intermediates
R9584		R0014	R0002X	12 Bolt	Chevy/GM 1964-72 Intermediates
R4786		R0013	R0001	10 Bolt	Chevy/GM 1964-95 Intermediates (all A-B-C-G-K-O axles)
R9583	R5078	R0013	R0001	10 Bolt	Chevy/GM 1964-95 Intermediates (all A-B-C-G-K-O axles)
R9072		R0010	R0001	10 Bolt	Chevy/GM 1976-88 Intermediates
R4786		R0013	R0001	10 Bolt	Camaro 1965-71
R9583	R5078	R0013	R0001	10 Bolt	Camaro 1965-71
R4787	R5082	R0014	R0002X	12 Bolt	Camaro 1967-72
R9584		R0014	R0002X	12 Bolt	Camaro 1967-72
R9190		R0013	R0001	10 Bolt	Camaro 1973-77 (will not fit 8.5" ring gear)
R4135	R5078	R0013	R0001	10 Bolt	Camaro 1982-92 Z28 & Iroc with 8.5" R.G.
R9072		R0010	R0001	10 Bolt	Camaro 1982-up with 8.5" or 8.6" Ring Gear
R9072		R0010	R0001	10 Bolt	Camaro 1993-02 V6
R4135	R5078	R0013	R0001	10 Bolt	Camaro 1993-02 V8 (will not fit heavy duty)
R4787	R5082	R0014	R0002X	12 Bolt	Chevelle 1964-72
R4786		R0013	R0001	10 Bolt	Chevelle 1965-75
R9583	R5078	R0013	R0001	10 Bolt	Chevelle 1965-75
R4787	R5082	R0014	R0002X	12 Bolt	El Camino 1964-72
R4135	R5078	R0013	R0001	10 Bolt	Firebird Trans AM 1982-92 with 8.5" R.G
R9072		R0010	R0001	10 Bolt	Firebird 1982-up with 8.5" or 8.6" Ring Gear
R9072		R0010	R0001	10 Bolt	Firebird 1993-02 V6
R4135	R5078	R0013	R0001	10 Bolt	Firebird 1993-02 V8 (will not fit heavy duty)
R4135	R5078	R0013	R0001	10 Bolt	Monte Carlo SS 1983-87 with 8.5" Ring Gear
R4787	R5082	R0014	R0002X	12 Bolt	Nova 1965-67 with 8.8" Ring Gear
R4135	R5078	R0013	R0001	10 Bolt	Oldsmobile 442 1983-87 with 8.5" Ring Gear

Chevrolet & GM Truck Applications

R4786		R0013	R0001	10 Bolt	Chevy/GMC 1964-87 1/2 ton 2WD/4WD REAR (will not fit 64-70 trucks with leaf springs)
R9583	R5078	R0013	R0001	10 Bolt	Chevy/GMC 1964-87 1/2 ton 2WD/4WD REAR (will not fit 64-70 trucks with leaf springs)
R4815	R5072	R0016	R0001	10 Bolt	Chevy/GMC 1966-80 1/2 & 3/4 ton 4WD Dana 44 FRONT
R9070	R5073	R0012	R0002X	12 Bolt	Chevy/GMC 1967-81 1/2 & 3/4 ton 2WD/4WD REAR with 8.75" Ring Gear
	R5074	R0017	R0001	10 Bolt	Chevy/GMC 1969-99 3/4 & 1 ton 2WD/4WD Dana 60 REAR
R9071	R5075	R0019	R0003	14 Bolt	Chevy/GMC 1973-95 3/4 & 1 ton 2WD/4WD REAR
R9292		R0022	R0033	14 Bolt	Chevy/GMC 1973-95 3/4 & 1 ton 2WD/4WD REAR with 9.5" Ring Gear
R9069	R5077	R0011	R0001	10 Bolt	Chevy/GMC 1977-90 1/2 & 3/4 ton FRONT
R9292		R0022	R0003	14 Bolt	Chevy/GMC 1981-up with 9.5" Ring Gear REAR
R4135	R5078	R0013	R0001	10 Bolt	Chevy/GMC 1988-02 1/2 ton 2WD/4WD REAR
R4815	R5072	R0016	R0001	10 Bolt	Chevy/GMC 1988-03 3/4 & 1 ton 2WD/4WD Dana 44 REAR
R9713	R5080	R0025	R0001	10 Bolt	Chevy/GMC 1995-up 3500 Dana 80 REAR with 13" Ring Gear
R9072		R0010	R0001	10 Bolt	Astro Van 1985-98 2WD/4WD REAR
R4815	R5072	R0016	R0001	10 Bolt	Blazer 1966-80 Full Size Dana 44 FRONT
R9070	R5073	R0012	R0002X	12 Bolt	Blazer 1967-81 Full Size 2WD/4WD with 8.75" R.G. REAR
R4135	R5078	R0013	R0001	10 Bolt	Blazer 1988-92 Full Size 2WD/4WD with 8.5" R.G. REAR
R9071	R5075	R0019	R0032	14 Bolt	Dualie 1975-00 2WD/4WD REAR
R9072		R0010	R0001	10 Bolt	Envoy 1982-03 2WD/4WD REAR
R9070	R5073	R0012	R0002X	12 Bolt	Jimmy 1967-81 Full Size 2WD/4WD with 8.75" R.G. REAR
R4135	R5078	R0013	R0001	10 Bolt	Jimmy 1988-92 Full Size 2WD/4WD with 8.5" R.G. REAR
R9072		R0010	R0001	10 Bolt	Oldsmobile 1982-03 Bravada 2WD/4WD REAR

Note: RPC Package includes gasket & bolt kit with both "Chrome" & "Aluminum".

<i>Steel</i>	<i>Aluminum</i>	Optional Gasket	Optional Bolt Kit	Cover Bolt	
<i>Pack #</i>	<i>Pack #</i>	Number	Number	Pattern	Chevrolet & GM Truck Applications
R9072		R0010	R0001	10 Bolt	S-10 1982-03 2WD/4WD REAR
R9072		R0010	R0001	10 Bolt	S-15 1982-03 2WD/4WD REAR
R9072		R0010	R0001	10 Bolt	Safari Van 1985-98 2WD/4WD REAR
R4135	R5078	R0010	R0001	10 Bolt	Sierra 1999 1500 1/2 ton 2WD/4WD with 8.5" R.G. REAR
R9292		R0022	R0003	14 Bolt	Sierra 1999 2500 3/4 ton 2WD/4WD with 9.5" R.G. REAR
R4135	R5078	R0013	R0001	10 Bolt	Silverado 1999 1500 1/2 ton 2WD/4WD with 8.5" R.G. REAR
R9292		R0022	R0003	14 Bolt	Silverado 1999 2500 3/4 ton 2WD/4WD with 9.5" R.G. REAR
R4815	R5072	R0016	R0001	10 Bolt	Suburban 1966-80 Dana 44 FRONT
R9069	R5077	R0011	R0001	10 Bolt	Suburban 1977-91 4WD FRONT
R4135	R5078	R0013	R0001	10 Bolt	Suburban 1988-99 1500 1/2 ton 2WD/4WD REAR with 8.5" Ring Gear
R9071	R5075	R0019	R0032	14 Bolt	Suburban 1988-99 2500 3/4 ton 2WD/4WD REAR
R4135	R5078	R0013	R0001	10 Bolt	Tahoe 1994-99 2WD/4WD with 8.5" Ring Gear REAR
R4135	R5078	R0013	R0001	10 Bolt	Yukon 1994-99 2WD/4WD with 8.5" Ring Gear REAR

Ford Truck Applications

R9293		R0020	R0001	10 Bolt	Aerostar 1984-98 Van with 7.5" Ring Gear REAR
R9465		R0015	R0001	10 Bolt	Aerostar 1990-97 Van 4.0L V6 8.8" Ring Gear REAR
R4816	R5076	R0017	R0004	10 Bolt	Bronco 1957-95 2WD/4WD Dana 60 REAR
R4815	R5072	R0016	R0001	10 Bolt	Bronco 1959-95 Dana 44 FRONT
R9238	R5070	R0024	R0001	10 Bolt	Bronco 1966-71 Dana 30 FRONT
R9465		R0015	R0001	10 Bolt	Bronco 1983-03 2WD/4WD with 8.8" Ring Gear REAR
R9293		R0020	R0001	10 Bolt	Bronco II 1982-92 with 7.5" Ring Gear REAR
R9465	R5074	R0015	R0001	10 Bolt	E-150 1983-98 Full Size Van with 8.8" Ring Gear REAR
		R0017	R0001	10 Bolt	E-250 1975-85 Van Dana 60 REAR
R9465		R0015	R0001	10 Bolt	E-250 1983-98 Full Size Van with 8.8" Ring Gear REAR
R9466	R5079	R0021	R0002X	12 Bolt	E-250 1985-03 Full Size Van with heavy duty Sterling REAR
	R5074	R0017	R0001	10 Bolt	E-350 1975-85 Van Dana 60 REAR
R9466	R5079	R0021	R0002X	12 Bolt	E-350 1985-03 Full Size Van with heavy duty Sterling REAR
R9466	R5079	R0021	R0002X	12 Bolt	Excursion 1986-03 2WD/4WD with heavy duty Sterling REAR
R4816	R5076	R0017	R0004	10 Bolt	Excursion 1999-up 4WD Dana 60 FRONT
R9466	R5079	R0021	R0002X	12 Bolt	Expedition 1986-03 2WD/4WD with heavy duty Sterling REAR

R9465		R0015	R0001	10 Bolt	Explorer 1991-03 2WD/4WD with 8.8" Ring Gear REAR
R4816	R5076	R0017	R0004	10 Bolt	F-100 1957-95 2WD/4WD Dana 60 REAR
R4815	R5072	R0016	R0001	10 Bolt	F-100 1966-79 Dana 44 FRONT
R4816	R5076	R0017	R0004	10 Bolt	F-150 1957-95 2WD/4WD Dana 60 REAR
R4815	R5072	R0016	R0001	10 Bolt	F-150 1966-79 Dana 44 FRONT
R9465		R0015	R0001	10 Bolt	F-150 1983-03 2WD/4WD with 8.8" Ring Gear REAR
R9466	R5079	R0021	R0002X	12 Bolt	F-150 1986-03 2WD/4WD with heavy duty Sterling REAR
R9467		R0027	R0002X	12 Bolt	F-150 2WD/4WD 9.75" Ring Gear REAR
R4816	R5076	R0017	R0004	10 Bolt	F-250 1957-95 2WD/4WD Dana 60 REAR
R4815	R5072	R0016	R0001	10 Bolt	F-250 1966-79 Dana 44 FRONT
R9466	R5079	R0021	R0002X	12 Bolt	F-250 1986-03 2WD/4WD with heavy duty Sterling REAR
R4816	R5076	R0017	R0004	10 Bolt	F-250 1999-up Dana 60 FRONT
R9467		R0027	R0002X	12 Bolt	F-250 2WD/4WD 9.75" Ring Gear REAR
R4816	R5076	R0017	R0004	10 Bolt	F-350 1957-95 2WD/4WD Dana 60 REAR
R4815	R5072	R0016	R0001	10 Bolt	F-350 1966-79 Dana 44 FRONT
R9466	R5079	R0021	R0002X	12 Bolt	F-350 1986-03 2WD/4WD with heavy duty Sterling REAR
R9713	R5080	R0025	R0001	10 Bolt	F-350 1995-up 2WD/4WD Dana 80 REAR
R4816	R5076	R0017	R0004	10 Bolt	F-350 1999-up Dana 60 FRONT
R9713	R5080	R0025	R0001	10 Bolt	F-450 1995-up 2WD/4WD Dana 80 REAR
R9713	R5080	R0025	R0001	10 Bolt	F-550 1995-up 2WD/4WD Dana 80 REAR
R9465		R0015	R0001	10 Bolt	Mountaineer 1991-03 2WD/4WD with 8.8" Ring Gear REAR
R9293		R0020	R0001	10 Bolt	Ranger 1082-03 Pickup with 7.5" Ring Gear REAR

Note: RPC Package includes gasket & bolt kit with both "Chrome" & "Aluminum".

Steel Pack #	Aluminum Pack #	Optional Gasket Number	Optional Bolt Kit Number	Cover Bolt Pattern	Ford Car Applications
R9293		R0020	R0001	10 Bolt	Capri 1979-03 V8 with 7.5" Ring Gear
R9465		R0015	R0001	10 Bolt	Capri 1986-03 V8 with 8.8" Ring Gear
R9293		R0020	R0001	10 Bolt	Fairmont 1978-82 with 7.5" Ring Gear
R9293		R0020	R0001	10 Bolt	Mustang 1979-03 V8 with 7.5" Ring Gear
R9465		R0015	R0001	10 Bolt	Mustang 1986-03 V8 with 8.8" Ring Gear (will not fit 1999-03 Cobra)
Chrysler / Dodge Truck Applications					
R9589		R0028	R0001	10 Bolt	Chrysler 1961-89 Cars with 8-1/4" Ring Gears
R4817		R0018	R0002X	12 Bolt	Dakota 1994-99 V8 2WD/4WD with 9.25" Ring Gear REAR
R9238	R5070	R0024	R0001	10 Bolt	Dakota 1999-03 4WD Dana 25-27-30 FRONT
R4816	R5076	R0017	R0004	10 Bolt	Dualie 1990-99 Pickup 2WD/4WD Dana 60 REAR
R4817		R0018	R0002X	12 Bolt	Durango 1994-99 V8 2WD/4WD with 9.25" Ring Gear REAR
R9238	R5070	R0024	R0001	10 Bolt	Durango 1999-03 4WD Dana 25-27-30 FRONT
R4815	R5072	R0016	R0001	10 Bolt	Ram 1972-03 Pickup 4WD Dana 44 FRONT
R4816	R5076	R0017	R0004	10 Bolt	Ram 1972-03 Pickup Dana 60 REAR
R4817		R0018	R0002X	12 Bolt	Ram 1974-93 W100 Pickup with 9.25" R.G. REAR
R4817		R0018	R0002X	12 Bolt	Ram 1974-93 150 Pickup with 9.25" R.G. REAR
R4817		R0018	R0002X	12 Bolt	Ram 1974-93 200 Pickup with 9.25" R.G. REAR
R4817		R0018	R0002X	12 Bolt	Ram 1990-99 1500 Pickup 2WD/4WD with 9.25" R.G. REAR
R4816	R5076	R0017	R0004	10 Bolt	Ram 1990-99 2500 Pickup 2WD/4WD Dana 60 REAR
R4816	R5076	R0017	R0004	10 Bolt	Ram 1990-99 3500 Pickup 2WD/4WD Dana 60 REAR
R9713	R5080	R0025	R0001	10 Bolt	Ram 1995-up 3500 Pickup Dana 80 REAR
R4817		R0018	R0002X	12 Bolt	Ram 1974-02 Van with 9.25" Ring Gear REAR
R4817		R0018	R0002X	12 Bolt	Ram 1980-99 Van 1500 1/2 ton with 9.25" Ring Gear REAR
R4816	R5076	R0017	R0004	10 Bolt	Ram 1972-99 Van 2500 3/4 ton Dana 60 REAR

Jeep & International Scout Applications

R4815	R5072	R0016	R0001	10 Bolt	Cherokee 1974-86 Dana 44 FRONT
R9119	R5081	R0026	R0002X	12 Bolt	Cherokee 1981-84 with Spicer 20 Corp REAR
R9710		R0024	R0001	10 Bolt	Cherokee 1986-97 Dana 30 Thick FRONT
R4817		R0018	R0002X	12 Bolt	Cherokee 1992-99 4.0L 6 with 9.25" Ring Gear REAR
R4817		R0018	R0002X	12 Bolt	Grand Cherokee 1994-99 4.0L 6 with 9.25" Ring Gear REAR
R9238	R5070	R0024	R0001	10 Bolt	CJ Series 1941-03 Dana 30 Front
R4815	R5072	R0016	R0001	10 Bolt	CJ Series 1941-80 Dana 44 REAR
R9119	R5081	R0026	R0002X	12 Bolt	CJ Series 1976-85 with Spicer 20 Corp REAR
R9710		R0024	R0001	10 Bolt	Comanche 1986-97 Dana 30 Thick FRONT
R4815	R5072	R0016	R0001	10 Bolt	IH Scout 1941-80 Dana 44 REAR
R9238	R5070	R0024	R0001	10 Bolt	IH Scout 1960-67 Dana 30 REAR
R9238	R5070	R0024	R0001	10 Bolt	IH Scout 1960-74 Dana 25-27-30 FRONT
R4815	R5072	R0016	R0001	10 Bolt	IH Scout 1967-80 Dana 44 FRONT
R4815	R5072	R0016	R0001	10 Bolt	IH Scout 1967-80 Dana 44 REAR
R4815	R5072	R0016	R0001	10 Bolt	J Series 1941-80 Dana 44 REAR
R4815	R5072	R0016	R0001	10 Bolt	J Series 1974-86 Trucks Dana 44 FRONT
R4815	R5072	R0016	R0001	10 Bolt	J Series 1974-80 Trucks Dana 44 REAR
R9119	R5081	R0026	R0002X	12 Bolt	J Series 1981-84 Trucks Corp REAR
R4815	R5072	R0016	R0001	10 Bolt	Wagoneer 1974-86 Dana 44 FRONT
R9119	R5081	R0026	R0002X	12 Bolt	Wagoneer 1981-84 with Spicer 20 Corp REAR
R9710		R0024	R0001	10 Bolt	Wagoneer 1986-97 Dana 30 Thick FRONT
R4817		R0018	R0002X	12 Bolt	Wrangler 1992-99 4.0L 6 with 9.25" Ring Gear REAR
R9710		R0024	R0001	10 Bolt	XJ Midsize 1986-97 Dana 30 Thick FRONT
R9711	R5071	R0023	R0001	10 Bolt	XJ Midsize 1986-90 Dana 35 REAR
R9710		R0024	R0001	10 Bolt	YJ Wrangler 1986-97 Dana 30 Thick FRONT
R9711	R5071	R0023	R0001	10 Bolt	YJ Wrangler Series 1986-90 Dana 35 REAR

Import Truck Applications

R9072		R0010	R0001	10 Bolt	Isuzu 1998-03 REAR
R9293		R0020	R0001	10 Bolt	Mazda 1994-03 2300 REAR
R9293		R0020	R0001	10 Bolt	Mazda 1994-03 3000 REAR
R9465		R0015	R0001	10 Bolt	Mazda 1994-03 4000 REAR

Note: RPC Package includes gasket & bolt kit with both "Chrome" & "Aluminum".

Aluminum Differential Covers

Package #	Model	Finish	Bolts
R5070	Dana 25-27-30	Polished	10 Bolts
R5070BK	Dana 25-27-30	Black	10 Bolts
R5070X	Dana 25-27-30	Satin	10 Bolts
R5072	Dana 44	Polished	10 Bolts
R5072BK	Dana 44	Black	10 Bolts
R5072X	Dana 44	Satin	10 Bolts
R5073	GM	Polished	12 Bolts
R5073BK	GM	Black	12 Bolts
R5073X	GM	Satin	12 Bolts
R5074	Dana 60-70	Polished	10 Bolts
R5074BK	Dana 60-70	Black	10 Bolts
R5074X	Dana 60-70	Satin	10 Bolts
R5075	GM 10.5" RG	Polished	14 Bolts
R5075BK	GM 10.5" RG	Black	14 Bolts
R5075X	GM 10.5" RG	Satin	14 Bolts
R5076	Dana 60	Polished	10 Bolts
R5076BK	Dana 60	Black	10 Bolts
R5076X	Dana 60	Satin	10 Bolts
R5077	GM	Polished	10 Bolts
R5077BK	GM	Black	10 Bolts
R5077X	GM	Satin	10 Bolts
R5078	GM 8.5" R.G.	Polished	10 Bolts
R5078BK	GM 8.5" R.G.	Black	10 Bolts
R5078X	GM 8.5" R.G.	Satin	10 Bolts
R5079	Ford	Polished	12 Bolts
R5079BK	Ford	Black	12 Bolts
R5079X	Ford	Satin	12 Bolts
R5080	13" RG DANA 80	Polished	10 Bolts
R5080BK	13" RG DANA 80	Black	10 Bolts
R5080X	13" RG DANA 80	Satin	10 Bolts
R5081	Jeep	Polished	12 Bolts
R5081BK	Jeep	Black	12 Bolts
R5081X	Jeep	Satin	12 Bolts
R5082	GM 8.8" RG	Polished	12 Bolts
R5082BK	GM 8.8" RG	Black	12 Bolts
R5082X	GM 8.8" RG	Satin	12 Bolts



R5070



R5071



R5072



R5072BK



R5073



R5074



R5075



R5076



R5077



R5078



R5079



R5080



R5081

Aluminum Camaro Differential Cover - 10 Bolt

Finish	<i>Package #</i>
Polished	R5083
Black/Polished	R5083BK
Satin	R5083X



R5083X

Aluminum Ford 8.8 Ring Gear Differential Cover - 10 Bolt

Finish	<i>Package #</i>
Polished	R5084
Black/Polished	R5084BK
Satin	R5084X




R5084X

Differential Cover Hardware Kit

Hex head bolts - zinc plated

Description	Size	Package #
10-Bolt package	5/16"-18 x 3/4"	R0001
12-Bolt package	5/16"-18 x 3/4"	R0002X
14-Bolt package	5/16"-18 x 3/4"	R0003
10-Bolt package	3/8"-16 x 3/4"	R0004
14-Bolt package	3/8"-16 x 3/4"	R0032
14-Bolt package	Metric M8-1.25x20	R0033



Description	Use with Cover # :	Package #
Chevy Gasket Applications		
Intermediate - 10 Bolt	R4135, R4786, R5078, R9190 & R9583	R0013
Intermediate - 12 Bolt	R4787, R5082 & R9584	R0014
Camaro & S10 - 10 Bolt	R9072	R0010
GM Truck - 10 Bolt	R5077 & R9069	R0011
GM Truck - 12 Bolt	R5073 & R9070	R0012
GM Truck - 14 Bolt	R5075 & R9071	R0019
9.5" R.G. - 14 Bolt	R9292	R0022
Ford Gasket Applications		
7.5" R.G. - 10 Bolt	R9293	R0020
8.8" R.G. - 10 Bolt	R9465	R0015
Ford 9.5" R.G. - 12 Bolt	R9467	R0027
Ford Truck - 12 Bolt	R5079 & R9466	R0021
Dana Gasket Applications		
Dana 30 - 10 Bolt	R5070, R9238 & R9710	R0024
Dana 35 - 10 Bolt	R5071 & R9711	R0023
Dana 44 - 10 Bolt	R4815 & R5072	R0016
Dana 60 - 10 Bolt	R4816, R5074 & R5076	R0017
Dana 80 11.5" R.G. - 10 Bolt	R5080 & R9713	R0025
Dodge/ Jeep Gasket Applications		
8-1/4" R.G. - 10 Bolt	R9589	R0028
Dodge 9.25" R.G. - 12 Bolt	R4817 & R9466	R0018
Jeep - 12 Bolt	R5081 & R9119	R0026

Timing Chain Covers & Accessories

Aluminum Timing Chain Cover

Fits SB Chevy V8 283-350

Finish	<i>Package #</i>
Polished	R6040
Chrome	R6040C
Unplated	R6040RAW
RPC Package includes cover, seal, gaskets and bolts	



R6040

Steel Timing Chain Cover

Fits SB Chevy V8 283-350

Finish	<i>Package #</i>
Stamped Alum	R5282

Chrome	R4932
Unplated	R4932RAW



R4932



R4934



R4934X

Chrome	R4934
Unplated	R4934RAW
Black	R4934BK
Unplated	R4934X
(small tab welded on front center of cover)	



R4934BK



R7220X

Unplated	R7220X
(large tab welded on front edge of cover)	

RPC Package includes cover, seal, gaskets and bolts

Orange SB Chevy Timing Chain Cover

Fits SB Chevy V8 283-350

<i>Package #</i>
R7934

RPC Package includes cover, seal, gaskets and bolts



Chrome Steel 2-Piece Timing Chain Cover

Fits SB Chevy V8 283-350

Finish	<i>Package #</i>
Polished	R6043
Chrome	R7122

RPC Package includes cover, seal, gaskets and bolts



R6043



R7122

Short Block Chevy Gear Drive

Description	<i>Package #</i>
SB Chevy Dual Idler Gear Drive	R8411



SB Chevy Double Roller Timing Chain

Timing Chain and Gear Set
Fits SB Chevy V6/V8 Engines
Non Roller Cams Only



Package #
R8437

Steel Timing Chain Cover

Fits BB Chevy 396-454
Will not clear double roller timing chains

Finish	<i>Package #</i>
Chrome	R4935
Unplated	R4935RAW
Black	R4935BK
Orange	R4935-OR



Aluminum Timing Chain Cover

Fits BB Chevy 396-454
Some machining required to clear double roller timing chains

Finish	<i>Package #</i>
Polished	R8422
Chrome	R8422C

RPC Package includes cover, seal, gaskets and bolts



R8422

Aluminum Timing Chain Cover

Fits BB Chevy 396-454
Some machining required to clear double roller timing chains

Finish	<i>Package #</i>
Polished	R8436
Chrome	R8436C

RPC Package includes cover, seal, gaskets and bolts



R8436

Aluminum Timing Chain Cover

Fits BB Chevy 1991-95 454-502 "Generation 5" (Gasket Style)
Replaces 12551544
Some machining required to clear double roller timing chains

Finish	<i>Package #</i>
Polished	R8425



Aluminum Timing Chain Cover

Fits BB Chevy 1996-up 454-502 "Generation 6" (O-Ring Style)
Replaces 12561062
Some machining required to clear double roller timing chains

Finish	<i>Package #</i>
Polished	R8430



Steel Timing Chain Cover

Fits Chrysler 383-440

Cover only

Finish *Package #*
 Chrome **R9392**
 Unplated **R9392RAW**



Chevy 409 Timing Chain Cover

Finish *Package #*
 Chrome **R7123**
 Raw **R7123RAW**
 Zinc **R7123Z**



R7123Z

GM OEM Plastic Timing Chain Covers

- * Built-In Seals
- * Available with and without Sensor Hole
- * OEM Black Finish



R6630

R6631

R6632

R6633

Package#:	OEM#:	Description:	Fits:
R6630	12558343 & 93800970	1996 - Up GM Truck 305/350 with Sensor Hole	C/K 1 & 2 5.0M (L30) 1996 - 1999
			C/K 1,2,3 5.7R (L31) 1996 - Up
R6631	12554555 & 93445880	1996 - Up GM 4.3L V6 (262) without Sensor Hole	C/K/G 4.3L V6 1996 - Up
			Chevrolet S10 & GMC Sonoma
R6632	12562818	1995 - Up ZZ4 305/350 Engines without Sensor Hole	ZZ4 and 1995 - Up Small Block Chevy Engines except LT1, LT4, and LS1.
R6633	12554557	1996 - Up GM 4.3L V6 (262) without Sensor Hole	C/K/G 4.3L V6 1996 - Up
			Chevrolet S10 & GMC Sonoma

GM 2.5L Timing Cover


- * Includes Seal
- * OEM Style



Package#	OEM#:	Description:	Fits:
R6634	10044605	1977 - 1981 GM 2.5L 'Iron Duke'	All GM Iron Duke Engines (L68)
		Stamped Steel	AMC/Buick/Chevy/Jeep/Oldsobile/Pontiac

Aluminum Ford Timing Covers

- * Includes Seal
- * High Quality Cast Aluminum



R6640

R6641

R6642

R6643

R6644

R6645

R6646

Package#	OEM#:	Application
R6640		1967-1992 SB Ford 289/302/351W w/ V-Belt Drive, Includes Dipstick Plug
R6641	F67E6P041AA	1996-2001 SB Ford 5.0L Explorer & Mountaineer
R6642	E8AE-6019A	1981-1995 SB Ford 302 w/ Electric Fuel Pump
R6643	E3AE-6059 BB	1969-1984 SB Ford 302/351 4.2L, 4.7L, 5.0L, 5.7L
R6644	E6TE-6059	1965-Up Ford Cologne 4.0L V6
R6645		1987-1997 SB Ford 302/351 (5.0L) w/ Reverse Flow, Serpentine Belt Drive
R6646		1965-1997 Ford 460 w/ V Belt Drive

Aluminum Timing Tabs

Fits SB Chevy 283-350 with 6" or 7" Balancer

Style	Finish	<i>Package #</i>
Plain	Polished	R6041
Plain	Chrome	R6041C
Ballmill	Polished	R6042
Ballmill	Chrome	R6042C



Steel Timing Tabs

Fits SB Chevy 283-350

Finish	Balancer	<i>Package #</i>
Chrome	6" - 7" - 8"	R4960
Unplated	6" - 7" - 8"	R4960RAW
Chrome	7" (with pointer)	R9178
Chrome	8" (with pointer)	R9179



Chrome Steel Timing Tabs

Fits BB Chevy 396-454

Balancer	<i>Package #</i>
8"	R4961
8" (with pointer)	R9180



Aluminum Timing Tab

Fits BB Chevy 396-454 with 8" Pointer

Finish	<i>Package #</i>
Polished	R8427
Chrome	R8427C



Steel Timing Tab

Fits Chrysler 383-440

Finish	Balancer	<i>Package #</i>
Chrome	All	R9393
Unplated	All	R9393RAW



Timing Cover Hardware Kits

Fits SB or BB Chevy
Package of 10

Head	Size	<i>Package #</i>
Hex	1/4"- 20 x 7/16"	R0030
Allen	1/4"- 20 x 3/4"	R6040B



Timing Cover Seals

Fits *aluminum* or *steel* covers

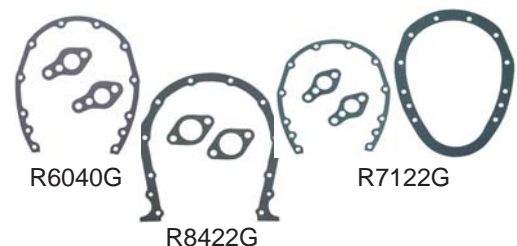
Description	<i>Package #</i>
SB Chevy	R6040S
BB Chevy	R8423



Timing Cover Gaskets

Fits *aluminum* or *steel* covers

Description	<i>Package #</i>
SB Chevy (3-pc set)	R6040G
SB Chevy (4-pc set) (for 2-piece cover)	R7122G
BB Chevy (3-pc set)	R8422G



Cooling Parts & Accessories

Water Neck

Chrome Steel Straight-up Water Neck

Fits SB/BB Chevy V8

Style
O-ring

Package #
R9647



Chrome Steel Water Neck

Fits SB/BB Chevy 1955-64 V8

Style
Gasket
O-ring

Package #
R4788
R9228



Chrome Steel Water Neck

Fits SB/BB Chevy 1966-75 V8

Style
Gasket
O-ring

Package #
R4789
R9229



Chrome Steel Water Neck - 1/2" NPT port

Fits SB/BB Chevy/GM 1966-75 V8

Style
O-ring

Package #
R9468



Aluminum Straight-up Water Neck

Fits SB/BB Chevy 1955-64 V8 283-350

Finish
Polished
Chrome

Style
O-ring
O-ring

Package #
R6002
R6002C



Aluminum 45 Degree Swivel Water Neck

Fits SB/BB Chevy 1966-75 V8 283-350

Finish
Polished
Chrome

Style
O-ring
O-ring

Package #
R6003
R6003C



Aluminum 15 Degree Swivel Water Neck

Fits SB/BB Chevy 1966-75 V8 283-350

Finish
Polished
Chrome

Style
O-ring
O-ring

Package #
R6015
R6015C



Aluminum 90 Degree Swivel Water Neck

Fits SB/BB Chevy 1966-75 V8 283-350

Finish
Polished
Chrome

Style
O-ring
O-ring

Package #
R6009
R6009C



Chrome Steel Water Neck

Fits Oldsmobile 330-350-425-455

Style
Gasket*Package #*
R9403**Chrysler Intake Hose Fittings - Zinc***Style**Package #***Long 3/8" x 3"****R9500****Short 3/8" x 2"****R9501**

S9500



S9501

Chrome Steel Water Neck

Fits Chrysler 1964-up V8

Style
Gasket*Package #*
R4987**Chrome Steel Water Neck**

Fits Ford 390-427-428

Package #
R9524**Chrome Steel Water Neck**Fits SB Ford 1965-75 260-289-302-351W,
It has Bypass provisionStyle
Gasket
O-ring*Package #*
R4790
R9440**Replacement O-Ring for R9440 Water Neck**

Fits SB Ford 289 - 351W Water Neck

Package #
R9440G**Chrome Steel Water Neck with O-Ring**

Fits SB Ford V8 351-C

Package #
R9331**Chrome Steel Water Neck**

Fits Ford 429-460

Style
O-ring*Package #*
R9415**Chrome Steel Water Neck**

Fits Pontiac 1964-79 V8 - not for 389 engines

Style
O-ring*Package #*
R9230

Polished Aluminum Pontiac Swivel Water Neck

Fits Pontiac 1964-79 V8 - not for 389 engines

Style *Package #*
 O-ring **R6014**



Water Pump Hose Fitting

Fits SB and BB Chevy with 3/4" hose

Finish *Package #*
Steel **R9514**
Chrome Alum **R9514X**



Intake Manifold Hose Fitting

Fits SB and BB Chevy with 5/8" hose

Finish *Package #*
Steel **R9515**
Chrome Alum **R9515X**



'79-up Mustang V8 Water Neck

Style *Package #*
 O-Ring **R9523 (Chrome Steel)**
 O-Ring **R6227 (Polished Aluminum)**

* Includes Bolts & O-Ring*



Replacement O-ring for Aluminum Water Necks

Use with R6002, R6003, R6009 & R6015 water necks

Package #
R6004 (2 pcs)

Note: RPC package is set of 2



Replacement O-ring for Steel Water Necks

Use with R9228C, R9229C, R9230, R9468 & R9647 water necks

Package #
R9243 (2 pcs)

Note: RPC package is set of 2



Aluminum SB/BB Chevy Water Neck Block - Off Plate

Fits SB/BB Chevy V8 Engines. Ideal to block off water neck outlet, drill & weld a fitting in plate.

Package #
R4986



Radiator Cap

Finish	Style	Pressure	<i>Package #</i>
Polished Alum	Plain	16 Lbs	R5010
Chrome Alum	Plain	16 Lbs	R5011
Chrome Alum	Flame	16 Lbs	R5009
Polished Alum	Plain	16 Lbs	R5012



Stainless Steel Radiator Hose Kit

Each kit contains:

- 1 stainless steel hose - 1 3/4" O.D. (length varies)
- 2 aluminum end cap covers - "chrome" or "polished" (optional)
- 2 rubber hose sleeve adapters - 1 3/4" I.D.
- 4 rubber reducers - (2) 1 1/4" I.D. & (2) 1 1/2" I.D.
- 4 hose clamps

Hose Length	End Caps	Package #
12"	None	R7300
12"	Polished	R7301
12"	Blue	R7301BLU
12"	Red	R7301RED
12"	Chrome	R7302
24"	None	R7303
24"	Polished	R7304
24"	Blue	R7304BLU
24"	Red	R7304RED
24"	Chrome	R7305
36"	None	R7306
36"	Polished	R7307
36"	Blue	R7307BLU
36"	Red	R7307RED
36"	Chrome	R7308
48"	None	R7309
48"	Polished	R7310
48"	Blue	R7310BLU
48"	Red	R7310RED
48"	Chrome	R7311



R7301BLU



R7301RED



R7303



R7305

(48" kit has double quantity of end caps, sleeve adapters, reducers & clamps)

Stainless Steel Heater Hose Kit w/End Caps

Each kit contains:

- 2 (44") stainless steel hoses - 3/4" O.D.
- 4 aluminum end cap covers - "chrome" or "polished" (optional)
- 4 rubber hose sleeve adapters - 3/4" I.D.
- 4 rubber reducers - 5/8" I.D.
- 8 hose clamps

End Caps	Package #
None	R7312
Polished	R7313
Blue	R7313BLU
Red	R7313RED
Chrome	R7314




R7313



R7313BLU



R7313RED



R7312

Aluminum Hose End Caps

Description

Description	Package #
Polished Raditor Hose Cap	R7318 (2 pcs)
Blue Raditor Hose Cap	R7318BLU (2 pcs)
Red Raditor Hose Cap	R7318RED (2 pcs)
Chrome Radiator Hose Cap (fits over 1 3/4" hose sleeve adapter)	R7319 (2 pcs)

Note: RPC package is set of 2



R7319



R7319BLU



R7319RED

Polished Aluminum Heater Hose Caps

RPC package is set of 2

Package #
R7320



Aluminum Hose End Caps for 2" Outlets

Fits over 2" Hose Sleeve Adapter

Finish
Polished
Chrome

Package #
R7324
R7325

Note: RPC package is set of 2



Rubber Hose Sleeve Adapters & Reducers

Description

Package #

Heater Hose Adapter Kit
(includes 3/4" sleeve adapter, 5/8" reducer & 2 clamps)

R7323 (2 sets)

Radiator Hose Adapter Kit
(includes 1 3/4" sleeve adapter, 1 1/4" & 1 1/2" reducers and 2 clamps)

R7317 (2 sets)

Radiator Hose Adapter Kit
(includes 2" sleeve adapter, 1 1/2" reducer and 2 clamps)

R7315 (2 sets)

Radiator Hose 1 1/4" Reducer R7316 (2 sets)

Note: RPC package is set of 2



Stainless Steel Grille Insert

Fits 1932 Ford

Style
without crank hole
with crank hole

Package #
R1132
R1133



R1132

R1133

Steel Grille Shell

Fits 1932 Ford

Style
Without hole
With crank hole

Package #
R1131
R1134



R1131

R1134

Electric Fans

Universal Radiator Cooling Fans with Curved Blades

Reversible - 12V

Size	CFM	Finish	Package #
10"	1150	Plastic	R1009
10"	1150	Chrome	R1201
12"	1450	Plastic	R1012
12"	1550	Chrome	R1203
14"	2525	Plastic	R1014
14"	1750	Chrome	R1205
16"	2500	Plastic	R1016
16"	2300	Chrome	R1207



R1009



R1201

Fan Tie Rod Mounting Kit With Springs R1017
 Fan Relay without Thermostat R1018
 Mounting Kit R1019



R1017



R1018



R1019

Universal Radiator Cooling Fans with Straight Blades

Reversible - 12V


Size	CFM	Finish	Package #
10"	1024	Black	R1200
10"	1024	Chrome	R1200C
12"	1300	Black	R1202
12"	1300	Chrome	R1202C
14"	1750	Black	R1204
14"	1750	Chrome	R1204C
16"	2300	Black	R1206
16"	2300	Chrome	R1206C



Universal Dual High Flow 11" Fan - 12Volt with 2800CFM

Finish
 Black
 Chrome

Package
 R1208
 R1209



Universal Radiator Cooling Fans with 5 Straight Blades

Reversible - 12V

Size	CFM	Package #
12"	1365	R1211



Fan Relay Wiring Harness

These fan relay wiring harness come with heavy duty relays for long life durability. Temperature controlled units powers the fan when the coolant reaches a certain temperature and shuts down automatically. Kit includes relay, auto reset circuit breaker, brass adaptors, temperature sending unit, and hardware for temperature controlled units.

Package#	Temperature Controlled:	Fuse Rating:	ON/OFF (F)
R1018	No	N/A	N/A
R3101	Yes	50	200/185
R3102	Yes	30	185/170



R1018

R3101

R3102

Electric Water Pump Relay Kit

30 Amps - 12V
Single Pole

Package #
R3104



Adjustable Electric Fan Controller Kit

20 Amps
Stainless Steel Probe Sensor
Adjustable 160° to 240° F

Package #
R3106



1" Fan Spacer - Satin

Package #
R1210



Alum Fan Spacer Kit

Size	Package #
1"	R1215
1 1/2"	R1216
2"	R1217
2 1/2"	R1218
3"	R1219



Chrome Steel Fan Shroud

Bolt kit included

Description	Package #
3" wide x 20" diameter	R9453
5" wide x 20" diameter	R9454



R9453

Black Plastic Tie Rod Kit

Replacement bolt kit for R9453 & R9454 fan shrouds

Package #
R9453X



Steel Radiator Support Panel

Fits Camaro 1970-81 (hardware included)

Style	Finish	<i>Package #</i>
Standard: 23 7/8" x 5 1/4"	Chrome	R9425
Standard: 23 7/8" x 5 1/4"	Black	R9425BK
(3 bolt holes - GM #360637)		
Heavy Duty: 28 11/16" x 5 1/2"	Chrome	R9426
Heavy Duty: 28 11/16" x 5 1/2"	Black	R9426BK
(3 bolt holes - GM #14015198)		



R9425



R9426

Steel Radiator Support Panel

Fits Chevelle 1968-73 & Nova 1968-79 (hardware included)

Style	Finish	<i>Package #</i>
Standard: 24" x 5 1/4"	Chrome	R9427
Standard: 24" x 5 1/4"	Black	R9427BK
(3 bolt holes - GM #360633)		



Steel Radiator Support Panel

Fits Chevelle 1968-77 (hardware included)

Style	Finish	<i>Package #</i>
Heavy Duty: 31 1/8" x 5 3/4"	Chrome	R9428
Heavy Duty: 31 1/8" x 5 3/4"	Black	R9428BK
(4 bolt holes - GM #354021)		



Chrome Steel Radiator Support Panel

Fits Chevy 1973-80 Pickup with Automatic Trans (hardware included)

Style	<i>Package #</i>
Standard: 30" x 6 1/2"	R9673
(4 bolt holes)	



Radiator Overflow Tanks

New improved "Twist-in" cap design
Mounting bracket and hardware included

Size	Capacity	Stainless Steel	Alum
2" x 10"	1 pint (15 oz)	R6081X	
2" x 13"	1.25 pint (18 oz)	R6072X	R6072
2" x 15"	1.50 pint (22 oz)	R6073X	R6073
2" x 17"	1.75 pint (26 oz)	R6074X	R6074
2" x 19"	2 pint (30 oz)	R6075X	R6075
3" x 9"	2.125 pint (34 oz)	R6577X	N/A
3" x 10"	2.25 pint (34 oz)	R6076X	R6076
3" x 16"	3.50 pint (52 oz)	R6078X	R6078



Replacement Cap *Package* **R6079**

Stainless Steel Radiator Overflow Tank

Size	Capacity	<i>Package #</i>
3" x 8"	1.2 pint (22 oz)	R6571



Radiator Fluid Reservoir Tank

Chrome Aluminum - 3" x 8"

Capacity *Package #*
 1.5 pint (24 oz) **R6570**



Alum Hexagon Overflow Tank w/Mount

Finish	Size	<i>Package</i>
Polished	3"x8"	R6572
Chrome	3"x8"	R6572C
Clear Anodized	3"x8"	R6572X

Polished	3"x9"	R6574
Chrome	3"x9"	R6574C
Clear Anodized	3"x9"	R6574X

Polished	3"x10"	R6575
Chrome	3"x10"	R6575C
Clear Anodized	3"x10"	R6575X

Polished	3"x16"	R6576
Chrome	3"x16"	R6576C
Clear Anodized	3"x16"	R6576X



Alum 3" x 5" Overflow Tank w/Bracket and Two Tubes

Finish	<i>Package</i>
Polished	R6573
Stainless Steel	R6573X



Chrome Steel Radiator Support Bars

Sold as pair - hardware included

Model	Finish	<i>Package #</i>
Camaro/Firebird 1967-69	Chrome	R9175
Camaro/Firebird 1967-69	Black	R9175BK
Camaro 1970-81	Chrome	R9176
Camaro 1970-81	Black	R9176BK



R9175

Aluminum Radiator Support Bar

100% CNC Machined

Sold as pair - hardware included

Model	Finish	<i>Package #</i>
Camero/Firebird 1967-69	Satin	R6475
Camero/Firebird 1967-69	Chrome	R6475C
Camero 1970-81	Satin	R6476
Camero 1970-81	Chrome	R6476C



High Performance Aluminum Water Pumps

Introducing our Ultra Light, Satin Aluminum water pumps. Features include high quality roller bearings, custom machined impellers for maximum water flow and reduced cavitation at high RPM's

Aluminum Short Water Pump

This water pump has aluminum housing and a heavy duty ball/roller bearing assembly, which flows 35% more coolant than your standard pump. Fits SB Chevy 1955-68

Style	<i>Package #</i>
Polished	R6916
Chrome	R6916C
Satin	R6916X



Aluminum Short Water Pump - Finned

Fits SB Chevy 1955-68
Has "Koyo" bearing and 5/8" shaft

Finish	<i>Package #</i>
Polished	R6917
Chrome	R6917C
Satin	R6917X



Chevrolet Small Block Water Pump (SWP)

Chevy 1955-68 Small Block Passenger cars, 1969-1970 350 Corvettes, 1955-1972 Light Duty Trucks, Short Style. Block to Hub 5 5/8".

Finish	<i>Package</i>
Satin	R3950
Chrome	R3950C
Polished	R3950POL



Chevrolet Small Block Water Pump (LWP) - Chrome

Chevy Small Block and 90 Degree 1969-1987, Light Duty Trucks 1973-1986, Long Style Block to Hub 6-15/16".

Finish	<i>Package</i>
Satin	R3951
Chrome	R3951C
Polished	R3951POL



Chevrolet Small Block Water Pump (SWP) - Chrome

Chevy Small Block Corvettes, 1971-1991, Block to Hub 5 13/16" SBC Late Reverse Rotation H1 Volume Alum Water Pump

Finish	<i>Package</i>
Satin	R3952
Chrome	R3952C
Polished	R3952POL



Chevrolet Big Block Water Pump - Chrome (LWP)

Chevy Big Block 1969-87 and Some 1988-1991 Heavy Duty Trucks with Mark IV Engines. Does not fit Corvettes or Trucks Over 1 Ton. Long Style Block to Hub 7 5/16".

Finish	<i>Package</i>
Satin	R3953
Chrome	R3953C
Polished	R3953POL



SB Ford 302 Water Pump

1970-78, 351W 1970-1987 Left Inlet, Block to Hub 5.700"

Finish	<i>Package</i>
Satin	R3954
Chrome	R3954C
Polished	R3954POL

**SB Mopar Water Pump**

1965-85 318-360 V8

Finish	<i>Package</i>
Satin	R3955
Chrome	R3955C
Polished	R3955POL

**Aluminum SB Ford HV Water Pump**

Fits SB Ford Cleveland 351C

Finish	<i>Package #</i>
Satin	R3956
Polished	R3956POL

**BB Chevy Alum Water Pump (SWP)**

Finish	<i>Package</i>
Satin	R3957
Chrome	R3957C
Polished	R3957POL

**Alum 1955-68 SB Chevy Short Water Pump - HQ**

Finish	<i>Package</i>
Satin	R6926
Chrome	R6926C
Polished	R6926POL

**Early Holden 253-308 Alum Water Pump**

<i>Style</i>	<i>Finish</i>	<i>Package #</i>
Short	Chrome	R3463C
Short	Polished	R3463POL
Short	Satin	R3463X
Long	Chrome	R3464C
Long	Polished	R3464POL
Long	Satin	R3464X



High Volume Aluminum Mechanical Water Pumps

Made of High Grade Cast Aluminum, CNC Machined Finish
 CNC Machined Aluminum Impeller
 Heavy Duty Shaft with 5/8" Pilot
 Heavy Duty Pulley Hub, 1/2" Thick, Zinc Plated



	Pump Style	Satin	Chrome	Polished
SB Chevy	Short	R6960	R6960C	R6960POL
	Long	R6962	R6962C	R6962POL
BB Chevy	Short	R6961	R6961C	R6961POL
	Long	R6963	R6963C	R6963POL

Alum Water Pump with Pulley LS Gen III & IV

Fit 1997-06 GM with 8 Holes

Finish *Package #*
 Satin **R3460**
 Polished **R3460POL**



R3460POL

LS1 Aluminum Water Pumps

Finish *Package #*
 Satin **R3462**
 Polished **R3462POL**



R3462



R3462POL

Alum Ford 460 High Volume Water Pump

Finish *Package #*
 Satin **R3959**
 Chrome **R3959C**
 Polished **R3959POL**



R3959

Fabricated Aluminum Water Tanks

Info *Package #*
 3.2PINTS/51OZ **R2506**
 4.2PINTS/68OZ **R2510**
 2.1PINTS/34OZ **R2511**
 2.1PINTS/34OZ **R2516**



R2506



R2510



R2511



R2516

Fabricated Aluminum Water Tanks

5.3 Pints/85oz

Package #
R2531



Fabricated Aluminum Water Tank with Drain

Size	Package #
3 3/16" x 3 3/16" x 6 3/8"	R2540
4 3/8" x 4 3/8" x 6 3/8"	R2541
4 3/4" x 4 3/4" x 8 1/4"	R2542

**Catch Tank Breather**

Package #
R2543

**Fabricated Alum Catch Tanks**

Size	Package #
2.1 Pints/34oz	R2544
4.2 Pints/68oz	R2545
7.4 Pints/118oz	R2546

**Polished Stainless Steel Water Pump Bolt Kit**

Fits SBC Water Pumps

Style	Package #
Short	R0941
Long	R0942

**45 Degree Fitting**

Finish	Size	Package #
Alum Chrome	5/8" x 1/2"	R4528
Steel White Zinc	5/8" x 1/2"	R4528Z



R4528Z

90 Degree Fitting

Finish	Size	Package #
Alum Chrome	3/4" x 1/2"	R4529
Alum Chrome	5/8" x 1/2"	R4530
Steel White Zinc	5/8" x 1/2"	R4530Z



R4529

T Steel Fitting - 1/2"

Finish	Package
Alum Chrome	R4531
Steel White Zinc	R4531Z



R4531

90 Degree Fitting - 3/8"

Finish	Package
Alum Chrome	R4532
Steel White Zinc	R4532Z



CNC Aluminum Electric Water Pumps

Made of High Grade Billet Aluminum, CNC Machined
 Hi-Flow Pumps, High Volume up to 50GPM
 All Stainless Steel Hardware

	Finish	Package #
SB Chevy	Natural	R5910
	Black	R5910BK
BB Chevy	Natural	R5911
	Black	R5911BK
SB Ford	Natural	R5912
	Black	R5912BK
BB Ford	Natural	R5913
	Black	R5913BK



R5910

Aluminum Electric Water Pumps

*Made of High Grade Cast Aluminum
 *Available in 6 Diferent Finishes, Satin, Polished, Chrome or Powder Coated
 *Hi-Flow, Pumps Push up to 35 GPM
 *All Stainless Steel Harware

Package #	Application	Finish/Color
R5926	SB Chevy V8	Polished
R5926BLU	SB Chevy V8	Blue
R5926BK	SB Chevy V8	Black
R5926RED	SB Chevy V8	Red
R5926C	SB Chevy V8	Chrome
R5926X	SB Chevy V8	Natural
R5927	BB Chevy V8	Polished
R5927BLU	BB Chevy V8	Blue
R5927BK	BB Chevy V8	Black
R5927RED	BB Chevy V8	Red
R5927C	BB Chevy V8	Chrome
R5927X	BB Chevy V8	Natural
R5928	SB Ford 289/302/351W*	Polished
R5928BLU	SB Ford 289/302/351W*	Blue
R5928BK	SB Ford 289/302/351W*	Black
R5928C	SB Ford 289/302/351W*	Chrome
R5928X	SB Ford 289/302/351W*	Natural
R5929	SB Ford 351C*	Polished
R5929BLU	SB Ford 351C*	Blue
R5929BK	SB Ford 351C*	Black
R5929C	SB Ford 351C*	Chrome
R5929X	SB Ford 351C*	Natural
R5930	BB Ford 429/460*	Polished
R5930BLU	BB Ford 429/460*	Blue
R5930BK	BB Ford 429/460*	Black
R5930C	BB Ford 429/460*	Chrome
R5930X	BB Ford 429/460*	Natural

**Backing Plate Not Included, Sold Separately*



R5926



R5926BK



R5928



R5928BLU

Backing Plates for Ford Electric Water Pumps

*Billet CNC Machined Plates
 *Available in Natural or Black Anodized Finish

Package #	Application	Finish/Color
R5931	SB Ford 289/302/351W	Natural
R5931BK	SB Ford 289/302/351W	Black
R5932	SB Ford 351C	Natural
R5932BK	SB Ford 351C	Black
R5933	BB Ford 429/460	Natural
R5933BK	BB Ford 429/460	Black



R5931BK



R5932BK



R5933

Inlet Fitting Adapter for Electric Water Pumps

*These Adapters are to used to solve clearance problems, it will position the inlet neck at a 45 degree angle, away from anything in the way.

*Billet CNC Machined.

*Available in Natural, Blue, Black & Red Anodized Colors.

Package #	Application	Finish/Color
R5935	All Electric Water Pumps	Natural
R5935BK	All Electric Water Pumps	Black
R5935BLU	All Electric Water Pumps	Blue
R5935RED	All Electric Water Pumps	Red

* Note: Will not fit CNC Billet Pumps



R5935BK



R5935RED



R5935BLU

SANDEN #508 12V Compressor

* 100% New Units

* Serpentine & V Belt Pulleys

* Chrome & Polished Finishes

Package#	Belt Type:	Finish:
R8751	Serpentine	Polished
R8752	Serpentine	Chrome
R8753	V Belt	Polished
R8754	V Belt	Chrome



R8751



R8754

SANDEN #7176(SD7) 12V Compressor

* 100% New Units

* Serpentine Pulley

Package#	Belt Type:	Finish:
R8755	Serpentine	Satin
R8755POL	Serpentine	Polished
R8755C	Serpentine	Chrome



R8755POL

Aluminum Radiator Fan Shrouds

Package#	Size
R1050-20	Fit 14" Fans 17.75" X 19"
R1050-21	Fit 14" Fans 19.75" X 19"
R1050-22	Fit 14" Fans 21.75" X 19"
R1050-23	Fit 14" Fans 23.75" X 19"
R1050-24	Fit 14" Fans 25.75" X 19"

R1051-20	Fit 16" Fans 17.75" X 19"
R1051-21	Fit 16" Fans 19.75" X 19"
R1051-22	Fit 16" Fans 21.75" X 19"
R1051-23	Fit 16" Fans 23.75" X 19"
R1051-24	Fit 16" Fans 25.75" X 19"

R1053-24	Fit Two 12" Fans 25.75" X 19"
----------	-------------------------------




Universal Fit Radiators

RPC Universal Fit Radiators Are Designed To Replace Inefficient Factory Radiators. RPC Radiators Are Furnace Brazed And Constructed Entirely Out Of Aluminum, Giving You A Weight Saving Advantage And Increase Heat Capacity.

- * Tig Welded Aluminum Construction
- * Furnace Brazed (No Epoxy)
- * Billet Water Neck
- * Available In Chevy And Ford Style Inlets And Outlets
- * Extremely Efficient Core Design For High Performance Cooling



R1020



R1025

Package #	Overall Width	End Tank Thickness	Core Width	Core Height	Core Thickness	Core Style	Inlet Size & Location	Outlet Size & Location	Water Neck Location	Mounting Holes	Application
R1020	23	3	17.75	19.0	2.25	Single Pass	1.5 Upper Left	1.75 Lower Right	Right	Yes	Chevy
R1020-D	23	3	17.75	19.0	2.25	Dual Pass	1.5 Upper Left	1.75 Lower Right	Right	Yes	Chevy
R1020-T	23	3	17.75	19.0	2.25	Triple Pass	1.5 Upper Left	1.75 Lower Right	Right	Yes	Chevy
R1020X	25.25	3	20.75	19.0	2.25	Single Pass	1.5 Upper Left	1.75 Lower Right	Right	No	Chevy
R1021	25	3	19.75	19.0	2.25	Single Pass	1.5 Upper Left	1.75 Lower Right	Right	Yes	Chevy
R1021-D	25	3	19.75	19.0	2.25	Dual Pass	1.5 Upper Left	1.75 Lower Right	Right	Yes	Chevy
R1021-T	25	3	19.75	19.0	2.25	Triple Pass	1.5 Upper Left	1.75 Lower Right	Right	Yes	Chevy
R1022	27	3	21.75	19.0	2.25	Single Pass	1.5 Upper Left	1.75 Lower Right	Right	Yes	Chevy
R1022-D	27	3	21.75	19.0	2.25	Dual Pass	1.5 Upper Left	1.75 Lower Right	Right	Yes	Chevy
R1022-T	27	3	21.75	19.0	2.25	Triple Pass	1.5 Upper Left	1.75 Lower Right	Right	Yes	Chevy
R1023	29	3	23.75	19.0	2.25	Single Pass	1.5 Upper Left	1.75 Lower Right	Right	Yes	Chevy
R1023-D	29	3	23.75	19.0	2.25	Dual Pass	1.5 Upper Left	1.75 Lower Right	Right	Yes	Chevy
R1023-T	29	3	23.75	19.0	2.25	Triple Pass	1.5 Upper Left	1.75 Lower Right	Right	Yes	Chevy
R1024	31	3	25.75	19.0	2.25	Single Pass	1.5 Upper Left	1.75 Lower Right	Right	Yes	Chevy
R1024-D	31	3	25.75	19.0	2.25	Dual Pass	1.5 Upper Left	1.75 Lower Right	Right	Yes	Chevy
R1024-T	31	3	25.75	19.0	2.25	Triple Pass	1.5 Upper Left	1.75 Lower Right	Right	Yes	Chevy
R1025	24	3	18.75	19.0	2.25	Single Pass	1.5 Upper Left	1.75 Lower Right	Left	Yes	Ford
R1025-D	24	3	18.75	19.0	2.25	Dual Pass	1.5 Upper Left	1.75 Lower Right	Left	Yes	Ford
R1025-T	24	3	18.75	19.0	2.25	Triple Pass	1.5 Upper Left	1.75 Lower Right	Left	Yes	Ford
R1026	26	3	20.75	19.0	2.25	Single Pass	1.5 Upper Left	1.75 Lower Right	Left	Yes	Ford
R1026-D	26	3	20.75	19.0	2.25	Dual Pass	1.5 Upper Left	1.75 Lower Right	Left	Yes	Ford
R1026-T	26	3	20.75	19.0	2.25	Triple Pass	1.5 Upper Left	1.75 Lower Right	Left	Yes	Ford
R1027	29	3	22.75	19.0	2.25	Single Pass	1.5 Upper Left	1.75 Lower Right	Left	Yes	Ford
R1027-D	29	3	22.75	19.0	2.25	Dual Pass	1.5 Upper Left	1.75 Lower Right	Left	Yes	Ford
R1027-T	29	3	22.75	19.0	2.25	Triple Pass	1.5 Upper Left	1.75 Lower Right	Left	Yes	Ford
R1028	31	3	25.25	19.0	2.25	Single Pass	1.5 Upper Left	1.75 Lower Right	Left	Yes	Ford
R1028-D	31	3	25.25	19.0	2.25	Dual Pass	1.5 Upper Left	1.75 Lower Right	Left	Yes	Ford
R1028-T	31	3	25.25	19.0	2.25	Triple Pass	1.5 Upper Left	1.75 Lower Right	Left	Yes	Ford

* All measurements are in Inches

1964-66 Ford Mustang Aluminum Radiator

Style	Size	Package #
Auto Transmission	31" x 18 1/4" x 3"	R1029
Manual Transmission	31" x 18 1/4" x 3"	R1029X



1967 - 70 Retro Fit Radiator

Size	Package #
16.5"x19.6"x2.25"	R1030
15.0"x23.5"x2.25"	R1031



1932 Ford "Hi-Boy" Aluminum Radiator

Size	Package #
22"x16.5"x2.25"	R1032



Chevy 1965-79 Radiator

27"x20"x2"

Package #
R1033



1932 Ford "Lo-Boy" Aluminum Radiator

Size	Package #
17.75"x16.5"x2.25"	R1034



"Tri-Five" Chevy Alum Radiator

Fits 1955-57 Chevy w/V8 Engines

Package #
R1035



Universal OEM Style Ford Radiator

CORE: 20.25" X 17.0" X 2.0"

Package

R1037



Universal Chevy Vertical Flow Radiator for Automatic Transmission

Core: 15.5" X 23.5" X 2.5"

Package

R1038



Universal Chevy Vertical Flow Radiator for Automatic Transmission

Core: 19.75" X 18.25" X 1.6"

Package

R1039



Universal Ford Vertical Flow Radiator For Automatic Transmission

Core Size

21.1" X 18.8" X 2.5"

18.25" X 19.25" X 2.5"

Package

R1040

R1041



R1040

R1041

Aluminum Radiator 1924-27 Ford Model T Bucket

Package

R1042



Universal Aluminum Transmission Coolers 1600 Series

Universal Tube & Fin Design

Pressure Tested at 150 psi

3/8" Push On Fittings

Size	Package #
5" x 12"	R1601
7.5" x 9.75"	R1602
7.5" x 12"	R1603
10" x 12"	R1604
12.5" x 12"	R1605



R1601

Internal & External Engine Parts

High Performance Harmonic Balancers

RPC introduces the perfect complement to your chromed and polished engine
Built to exceed OEM specifications, these are a very affordable quality solution.

Chevrolet Small Block

Fits 1955-87 V8 262-350. Polished OEM dampers durable nodular construction with bonded elastomer between the inner and outer rings. Engraved timing marks. Not recommended for applications over 6,000 RPM

Package #	Width	Style	Size
R3843		Polished	6 3/4"
R3844		Polished	8"
R3845	1 3/4"	Black	6 3/4"
R3846		Black	8"
R3947		Raw Casting	6 3/4"
R3948	1 5/16"	Raw Casting	8"



Raw Casting

Standard Steel Harmonic Balancer

Chevy Small Block Engine

Size	Width	Engine Model	Package #
6 3/4"	1 1/8"	283/327/350	R3848
6 3/4"	1 1/8"	400 V8	R3849
8"	1 5/16"	350 V8	R3850
8"	1 1/4"	400 V8	R3851




R3848



R3849



R3850



R3851



R3852



R3853

Chevy Big Block Engine


Size	Width	Engine Model	Package #
8"	1 11/16"	396/427	R3852
8"	1 11/16"	454/502	R3853



R3854



R3855



R3856

Chrysler Small Block Engine


Size	Width	Style	Package #
7 1/4"	1	SB	R3854
7 1/4"	7/8	SB	R3855



R3853



R3854



R3855

Camaro/Firdbird Engine

Size	Engine Model	Package #
7.50"	1993-97 LT1	R3856



R3856

Polished Stainless Steel Balancer

Chevy Small Block Engine

Size	Width	Engine Model	Package #
6 3/4"	1 1/8"	350	R3860
6 3/4"	1 1/8"	400	R3861



R3860



R3861

Ford Small Block V8 Engine

Size	Width	Engine Model	Package #
6.40"		Early Model	R3862
6 3/8"	1 9/16"	Late Model	R3863



R3862



R3863

Performance Harmonic Balancer

Chevy Small Block Engine (SFI Specification)

Size	Width	Engine Model	Package #
6 5/8"	1 1/2"	283/327/350	R3868
6.3/4"	1 3/8"	400 V8	R3869
6 5/8"	1 1/2"	350 V8	R3870
8"	1 3/8"	400 V8	R3871



Chevy Big Block Engine

Size	Width	Engine Model	Package #
7"	1 3/4"	396/427	R3872
7"	1 3/4"	454/502	R3873



Chrysler Engine

Size	Width	Engine Model	Package #
7"		Small Block	R3874
7"	1 3/4"	Big Block	R3875

Camaro/Firdbird Engine

Size	Engine Model	Package #
7.50"	1993-97 LT1	R3876

Stainless Steel Roller Rocker Arms

Model	Size	Package #
SB Chevy	1.52 3/8	R3001
SB Chevy	1.52 7/16	R3002
SB Chevy	1.60 3/8	R3003
SB Chevy	1.60 7/16	R3004
BB Chevy	1.72 7/16	R3005
SB Ford	1.60 3/8	R3006



Stainless Steel Roller Tips

Model	Size	Q'ty	Package #
SB Chevy 262 - 400	1.52 3/8	1	R3008
SB Chevy 262 - 400	1.52 3/8	16	R3008-1
BB Chevy 396 - 454	1.72 7/16	1	R3009
BB Chevy 396 - 454	1.72 7/16	16	R3009-1
SB Ford 289 - 351	1.60 3/8	1	R3010
SB Ford 289 - 351	1.60 3/8	16	R3010-1



Alum Roller Rocker Arms - Red Anodized

(Non self aligning)

Model	Size	Package #
SB Chevy	1.52 3/8	R3011
SB Chevy	1.52 7/16	R3012
SB Chevy	1.60 3/8	R3013
SB Chevy	1.60 7/16	R3014
BB Chevy	1.72 7/16	R3015
SB Ford	1.60 3/8	R3018



Red Anodized Chevy Stud Girdle

Model	Fit	<i>Package #</i>
SB Chevy	3/8" Stud	R3016
SB Chevy	7/16" Stud	R3017



Stud Girdle Kit with 7/16" stud

<i>Model</i>	<i>Color</i>	<i>Package #</i>
BB Chevy	Red	R3019
Ford 289-302 351W	Blue	R3020



R3019



R3020

New Damper Installation Kit


High quality kit fits most domestic applications. Comes complete in a hard shell vinyl case.

Package #
R3940



Timing Tapes

Model	Size	<i>Package #</i>
SB Chevy	6.000in	R1300 (5-Pack)
SB Ford	6.375in	R1301 (5-Pack)
Chevy	6.250in	R1302 (5-Pack)
Ford/Chevy	6.500in	R1303 (5-Pack)
Ford/Oldsmobile/Pontiac	6.250in	R1304 (5-Pack)
SB Chevy	6.750in	R1305 (5-Pack)
BB Chrysler	7.250in	R1306 (5-Pack)
Big/Small Bolck Chevy	8.000in	R1307 (5-Pack)



Aluminum Dual Plane Manifold (non-EGR)

Fits 1957-86 SB Chevy 302-327-350 and 1987-95 SB Chevy 302-327-350 using the "angled plugs" included in hardware kit.

Finish	<i>Package #</i>
Satin	R1101
Polished	R1101POL



Alumium SB Chevy Spread-Bore Manifold

Fit Chevy 1955-86 302/307/350 V8

<i>Finish</i>	<i>Package #</i>
Satin	R1102
Polished	R1102POL
Black	R1102BK



R1102POL

SB Chevy V8 Square-Bore Intake Manifold

Fits 1955-86 SB Chevy 262-400.

Finish	<i>Package #</i>
Satin	R1106
Polished	R1106POL
Black	R1106BK



R1106



R1106BK

SB Chevy & VORTEC Aluminum Manifold - Dual Plane

Fits 1996 and later cast iron & aftermarket aluminum cylinder heads.

Finish	<i>Package #</i>
Satin	R1107
Polished	R1107POL
Black	R1107BK



R1107



R1107BK

Alum BB Chevy Oval Port Intake Manifold

Fits BB Chevy 396-502 CI

Finish	<i>Package #</i>
Satin	R1108
Polished	R1108POL
Black	R1108BK



Alum SB Ford Intake Manifold

Fits Ford 289 / 302 V8 (Except Boss)

Finish	<i>Package #</i>
Satin	R1109
Polished	R1109POL
Black	R1109BK



R1109



R1109BK

SB Chevy V8 Aluminum Manifold

Application	Finish	Style	<i>Package #</i>
1955-95	Satin	1500 to 6500 RPM	R1110
1955-95	Polished	1500 to 6500 RPM	R1110POL
1957-95	Satin	EGR	R1111
1957-95	Polished	EGR	R1111POL
1957-95	Satin	1500 to 6500 RPM	R1112
1957-95	Polished	1500 to 6500 RPM	R1112POL



R1110



R1111



R1112

Cast Iron "RAM Horn" Exhaust Manifold

Fits 1955-up SB Chevy 283-350 V8
Ideal for Racing Applications
Heavy Duty Cast Iron

Finish	<i>Package #</i>
Raw	R900
Chrome	R901



Chrome Steel Exhaust Manifold Covers

Fits SB Chevy with stock exhaust manifolds (hardware included)

Package #
R9066



10 Row Oil Cooler Kit

Package #
R2712 (with braided hose)
R2713



15 Row Oil Cooler Kit AN-10 Fittings - Black

Package #
R2714



Oil Filter Adapter Female Ports

Size
 1/2 bspp Center Filter Threads 3/4X16 UNF
 1/2 bspp Center M20X1.5
 1/2 bspp Center Threads 13/16 Alum
 1/2 bspp Center Threads 3/4X16 UNF
 1/2 bspp Center Threads 3/4X16 UNF
 1/2 bspp Center Threads 3/4X16 UNF
 1/2 bspp Center Threads M20x1.5 UNF

Package #
R5302
R5303
R5304
R5305
R5306
R5307
R5308



Small Block Chevrolet Cylinder Heads

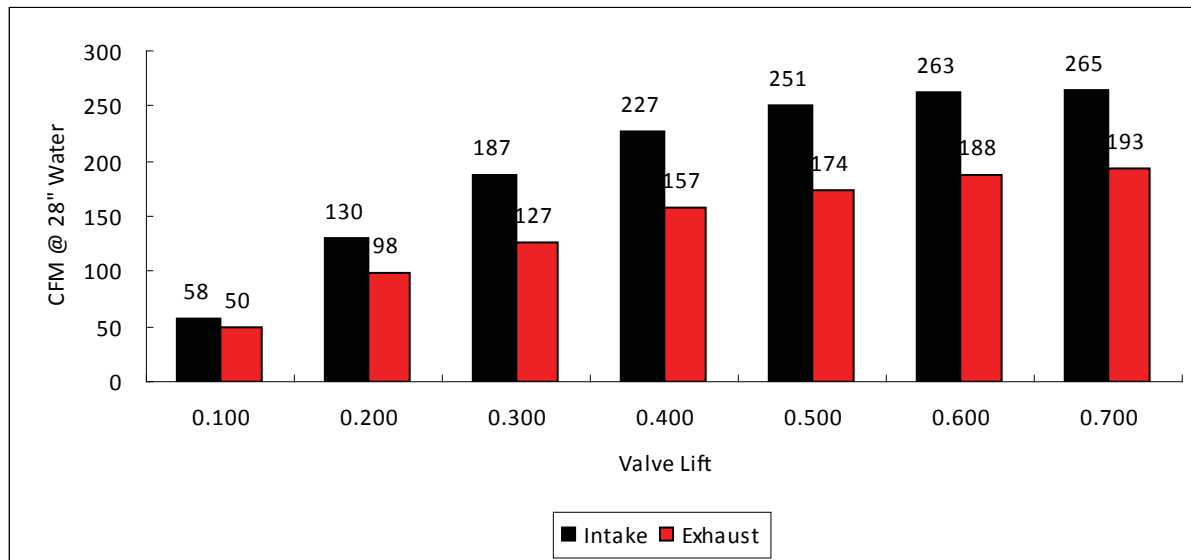
These cast aluminum cylinder heads were designed to make significantly more horsepower and torque without sacrificing any drivability. Featuring 205cc intake runner volume, 64cc combustion chamber volume, and extra thick deck provides an excellent choice for both street and race applications. Ideal operation range of 2000 RPM to 6500RPM with peak torque around 5000 RPM. Available in both angle and straight plug with provisions for center bolt and perimeter bolt valve covers. Provisions are also made for Vortec and early Chevy manifolds as well as drilled steam ports for 400 CID engines. Cylinder head comes with multi angle valve job, bronze valve guides, hardened valve seats, and fits standard sized valves.

Features

- * Intake Valve: Can go up to 2.050" O.D.
- * Exhaust Valve: Can go up to 1.625" O.D.
- * Spring Cup: Max O.D./Min I.D.: 1.560/.560
- * Max Spring Diameter: 1.550



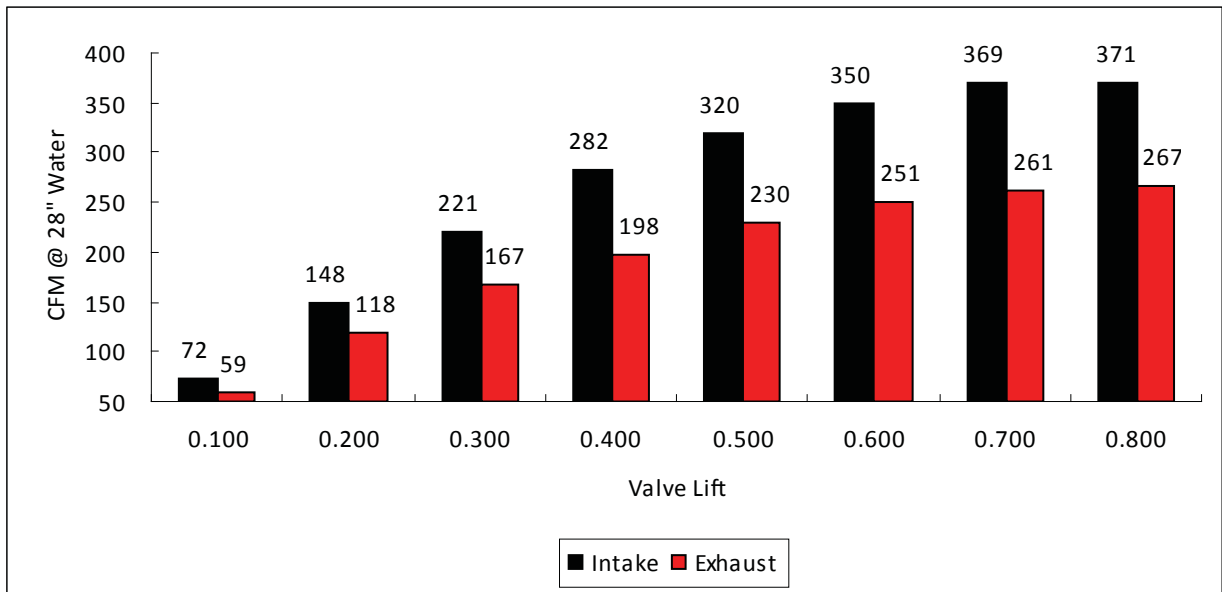
Package#	Plug	Combustion Chamber	Intake Volume	Intake Valve	Exhaust Valve	Valve Length	Rocker Studs
R4400	Straight	64CC	205CC	2.020	1.600	+0.100	7/16"
R4401	Angled	64CC	205CC	2.020	1.600	+0.100	7/16"



Big Block Chevrolet Cylinder Heads

These cast aluminum cylinder heads were designed to make significantly more horsepower and torque, throughout the power band, without sacrificing drivability. Featuring 336cc intake runner volume, 147cc exhaust runner volume, and 123cc combustion chamber volume provides an excellent choice for both street and race applications. A high efficient shallow 'D' exhaust port design helps flow at high RPM, while maintaining low RPM stability. Cylinder head comes with multi angle valve job, bronze valve guides, hardened valve seats, and fits standard sized valves.

Package#	Combusion Chamber	Intake Volume	Exhaust Volume	Intake Valve	Exhaust Valve	Valve Length	Rocker Studs
R4403	123CC	336CC	147CC	2.250	1.880	Standard	7/16



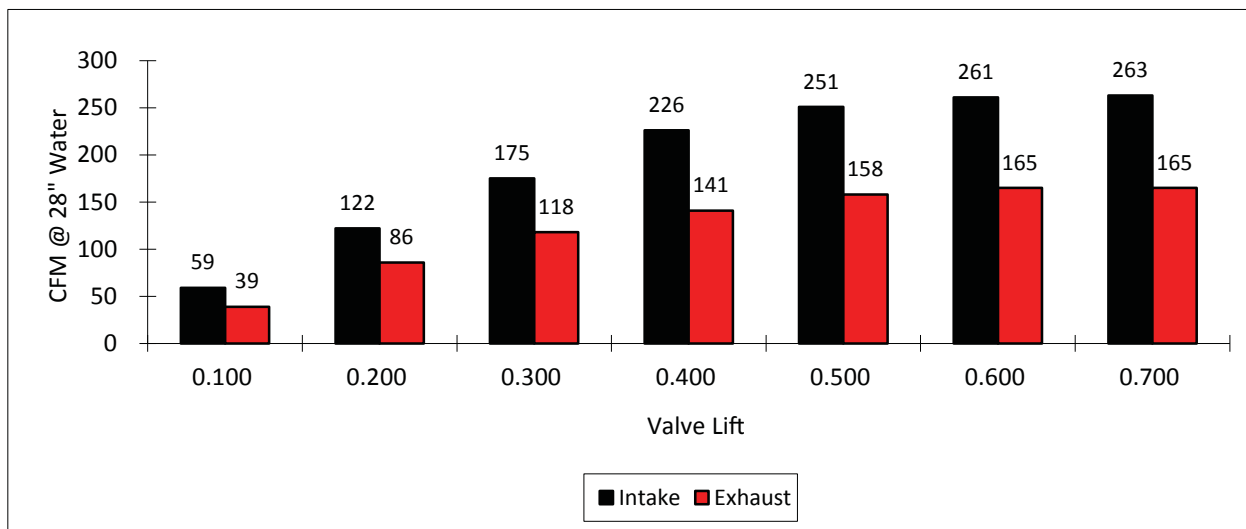
Small Block Ford Cylinder Heads

These cast aluminum cylinder heads were designed to make significantly more horsepower and torque without sacrificing any drivability. Featuring 185cc intake runner volume, 64cc combustion chamber volume, and extra thick deck provides an excellent choice for both street and race applications. Ideal operation range from idle to 6500RPM with peak torque around 5000 RPM. Cylinder head comes with multi angle valve job, bronze valve guides, hardened valve seats, and fits standard sized valve diameters.

Features

- * Intake Valve: 2.020 - 2.050 O.D.
- * Exhaust Valve: 1.600 - 1.625 O.D.
- * Spring Cup: Max O.D. / Min I.D.: 1.550 / .687 for 1.437 Spring
- * Max Spring Diameter: 1.550 using I.D. Spring Locator

Package#	Plug	Combustion Chamber	Intake Volume	Intake Valve	Exhaust Valve	Valve Length	Rocker Studs
R4404	STRAIGHT	64CC	185cc	2.020	1.600	.100 Long	7/16



Aluminum LS1 Cylinder Heads

Package #
R4406



* Call for Details *

Bare Aluminum LS3 Cylinder Head

Package #
R4407



* Call for Details *

Complete Aluminum Cylinder Heads

These cast aluminum cylinder heads were designed to make significantly more horse power and Torque without sacrificing any drivability. Featuring extra thick deck, excellent for both street and race applications.

Features

- *10 Degree Locks & Retainers
- *PTFE Valve Stem Seals
- *Rocker Arm Studs (3/8" SBC/Ford & 7/16" BBC)
- *Guideplates (5/16" SBC/Ford & 3/8" BBC)
- *Steel Spring Seats
- *Spring Height Adjusted & Set Professionally

SB Chevy

Package#	Plug	Cam Spec	Chamber/Run	Springs	Max Lift	Valve Size
R4400-A	Straight	Hydraulic	64CC/205CC	1.437 DIA	.550"	1.60 / 2.02
R4400-AS	Straight	Hyd Roller / Solid	64CC/205CC	1.437 DIA	.600"	1.60 / 2.02
R4401-A	Angle	Hydraulic	64CC/205CC	1.437 DIA	.550"	1.60 / 2.02
R4401-AS	Angle	Hyd Roller / Solid	64CC/205CC	1.437 DIA	.600"	1.60 / 2.02

BB Chevy

Package#	Plug	Cam Spec	Chamber/Run	Springs	Max Lift	Valve Size
R4403-A	Standard	Hyd Roller / Solid	123CC/336CC	1.500 DIA	.700"	1.88 / 2.25

SF Ford

Package#	Plug	Cam Spec	Chamber/Run	Springs	Max Lift	Valve Size
R4404-A	Standard	Hydraulic	64CC/190CC	1.437 DIA	.550"	1.60 / 2.02
R4404-AS	Standard	Hyd Roller / Solid	64CC/190CC	1.437 DIA	.600"	1.60 / 2.02



R4400-A

R4403-A

Pulleys & Accessories

Crankshaft Lower Pulleys

Fits SB Chevy 283-350

Short Water Pump(SWP) fits 1955-68

Long Water Pump(LWP) fits 1969-85

Finish	Dia.	Package #
<i>Single Groove - SWP:</i>		
Satin Alum	6.60"	R9480
Black	6.60"	R9480BK
Chrome	6.60"	R9480C
Chrome Steel	6.80"	R9602
Black	6.80"	R9602BK
Chrome Steel	6.80"	R9817
(add-on pulley - use with R9603 for air conditioning)		



<i>Double Groove - SWP:</i>		
Satin Alum	6.60"	R9481
Black	6.60"	R9481BK
Chrome	6.60"	R9481C
Polished Alum	6.60"	R9481POL
Chrome Steel	7.30"	R9603
Black	7.30"	R9603BK



<i>Triple Groove - SWP:</i>		
Satin Alum	6.60"	R8858
Black	6.60"	R8858BK
Polished Alum	6.60"	R8858POL
Chrome Steel	7.30"	R8963



<i>Single Groove - LWP:</i>		
Satin Alum	6.60"	R9484
Black	6.60"	R9484BK
Chrome	6.60"	R9484C
Polished Alum	6.60"	R9484POL
Chrome Steel	6.90"	R9606
Black	6.90"	R9606BK



<i>Double Groove - LWP:</i>		
Satin Alum	6.60"	R9485
Black	6.60"	R9485BK
Chrome	6.60"	R9485C
Polished Alum	6.60"	R9485POL
Chrome Steel	6.90"	R9607
Black	6.90"	R9607BK



<i>Triple Groove - LWP:</i>		
Satin Alum	6.60"	R9486
Black	6.60"	R9486BK
Chrome	6.60"	R9486C
Polished Alum	6.60"	R9486POL
Chrome Steel	7.80"	R9608
Black	7.80"	R9608BK



Crankshaft Lower Pulleys

Fits BB Chevy 396-454

Short Water Pump(SWP) fits 1965-68

Long Water Pump(LWP) fits 1969-up

Finish	Dia.	Package #
<i>Single Groove - SWP:</i>		
Satin Alum	6.60"	R8841
Black	6.60"	R8841BK
Chrome	6.60"	R8841C
Polished Alum	6.60"	R8841POL
Chrome Steel	6.80"	R9817
Black	6.80"	R9817BK

(add-on pulley - use with R9816 for air conditioning)

<i>Double Groove - SWP:</i>		
Satin Alum	6.60"	R8843
Black	6.60"	R8843BK
Chrome	6.60"	R8843C
Polished Alum	6.60"	R8843POL
Chrome Steel	7.30"	R9816
Black	7.30"	R9816BK

<i>Triple Groove - SWP:</i>		
Satin Alum	6.60"	R8849
Black	6.60"	R8849BK
Polished Alum	6.60"	R8849POL

<i>Triple Groove - LWP:</i>		
Satin Alum	7.80"	R8845
Black	7.80"	R8845BK
Polished Alum	7.80"	R8845POL
Chrome Steel	7.80"	R9724
Black	7.80"	R9724BK



Water Pump Upper Pulleys

Fits SB Chevy 283-350

Short water pump (SWP) fits 1955-68

Long water pump (LWP) fits 1969-85

Finish	Dia.	Bolt Circle	Package #
<i>Single Groove - SWP:</i>			
Satin Alum	6.60"	1.75"	R9478
Chrome	6.60"	1.75"	R9478C
Polished Alum	6.60"	1.75"	R9478POL
Chrome Steel	7.10"	1.75"	R9600
<i>Double Groove - SWP:</i>			
Satin Alum	6.60"	1.75"	R9479
Chrome	6.60"	1.75"	R9479C
Polished Alum	6.60"	1.75"	R9479POL
Chrome Steel	6.40"	1.75"	R9601
<i>Single Groove - LWP:</i>			
Satin Alum	6.60"	2.30"	R9482
Chrome	6.60"	2.30"	R9482C
Polished Alum	6.60"	2.30"	R9482POL
Chrome Steel	6.30"	2.30"	R9604
<i>Double Groove - LWP:</i>			
Satin Alum	6.60"	2.30"	R9483
Chrome	6.60"	2.30"	R9483C
Polished Alum	6.60"	2.30"	R9483POL
Chrome Steel	6.30"	2.30"	R9605



Water Pump Upper Pulleys

Fits BB Chevy 396-454

Short water pump (SWP) fits 1965-68

Long water pump (LWP) fits 1969-up

Finish	Dia.	Bolt Circle	Package #
<i>Single Groove - SWP:</i>			
Satin Alum	6.60"		R8840
Black	6.60"		R8840BK
Chrome	6.60"		R8840C
Polished Alum	6.60"		R8840POL
<i>Double Groove - SWP:</i>			
Satin Alum	6.60"	1.75"	R8842
Black	6.60"	1.75"	R8842BK
Chrome	6.60"	1.75"	R8842C
Polished Alum	6.60"	1.75"	R8842POL
Chrome Steel	6.30"	1.75"	R9815
Black	6.30"	1.75"	R9815BK
<i>Double Groove - LWP:</i>			
Satin Alum	6.30"	2.30"	R8844



Water Pump Upper Pulleys

Ford 289

Application	Dia.	Finish	Package #
1965-66 Single Groove	6" - 2 1/4" Deep	Chrome	R8970
1965-66 Single Groove	6" - 2 1/4" Deep	Black	R8970B
1965-66 Double Groove	5 7/8" - 2 1/4" Deep	Chrome	R8975
1965-66 Double Groove	5 7/8" - 2 1/4" Deep	Black	R8975B
1964-73 Triple Groove	5 7/8" - 2 1/4" Deep	Chrome	R8973
(for California Smog Pump)	5 7/8" - 2 1/4" Deep	Black	R8973B



Steel Crankshaft Lower Pulley

Ford 289

Application	Dia.	Finish	Package #
1965-66 Single Groove	6 5/8" - 2" Deep	Chrome	R8971
1965-66 Single Groove	6 5/8" - 2" Deep	Black	R8971B
1964-67 Double Groove	6 5/8" - 2 3/4" Deep	Chrome	R8974
1964-67 Double Groove	6 5/8" - 2 3/4" Deep	Black	R8974B
1965-66 Triple Groove	6 3/4" - 3 1/2" Deep	Chrome	R8972
1965-66 Triple Groove	6 3/4" - 3 1/2" Deep	Black	R8972B



Chevy SB Water Pump Serpentine Pulley

Small Block Chevy, kit includes Crank, Alternator, Water Pump and Power Steering (keyway) pulleys.

Only fit reverse rotation pumps.

Finish	Style	Package #
Satin	Short	R8700
Polished	Short	R8700POL
Satin	Long	R8701
Polished	Long	R8701POL



GM Polished Billet Alum Alternator Pulley Fan/Serpentine Style

Package #
R8712



Serpentine Pulleys

Fits	Year	Finish	Package #
5.0 Ford Mustang GT, LX	1979-93	Machined	R4358 (Kit)
5.0 Ford Mustang GT, LX	1979-93	Polished	R4359 (Kit)
GM Truck 454 V8	1988-93	Polished	R4360
GM Truck 454 V8	1988-93	Satin	R4361
GM Truck V6 & V8	1988-94	Polished	R4366
GM Truck V6 & V8	1988-94	Satin	R4367
Camaro (305-350) V8	1988-92	Polished	R4460
Camaro (305-350) V8	1988-92	Satin	R4461



R4358



R4360

R4460

Ford Mustang Pulleys

Fits	Year	Finish	Package #
4.6 Ford Mustang GT & Cobra	2001-04	Polished	R4462
4.6 Ford Mustang GT & Cobra	2001-04	Satin	R4463
4.6 Ford Mustang GT	1999-2000	Polished	R4464
4.6 Ford Mustang GT	1999-2000	Satin	R4465
4.6 Ford Mustang GT & Cobra	1996-98	Polished	R4466
4.6 Ford Mustang GT & Cobra	1996-98	Satin	R4467
5.0 Ford Mustang GT, LX	1994-95	Polished	R4468
5.0 Ford Mustang GT, LX	1994-95	Satin	R4469
5.0 Ford Mustang GT, LX	1979-93	Polished	R4470
5.0 Ford Mustang GT, LX	1979-93	Satin	R4471



R4462

R4464



R4466

R4468

Power Steering Pulleys

Fits	Year	Finish	Package #
Ford Mustang 5.0L	1979-93	Polished	R4472
Ford Mustang 5.0L	1979-93	Satin	R4473



R4470

R4472

SB Chevy Water Pump Pulley Kits

Package # Kits Includes
R8702
 Small Block Chevy, Short Water Pump (Single Groove)
R9478POL
R9480POL
R9487POL
R8867
R8848POL
R6405



R6402



R6405



R6411

R8703
 Small Block Chevy, Long Water Pump (Single Groove)
R9482POL
R9484POL
R9487POL
R8867
R8848POL
R6402



R8840POL



R8841POL



R8842POL



R8843POL



R8847POL



R8848POL

R8704
 Small Block Chevy, Short Water Pump (Double Groove)
R9479POL
R9481POL
R9447
R8867
R6405
R8848POL



R8867



R9447



R9478POL

R8705
 Small Block Chevy, Long Water Pump (Double Groove)
R9483POL
R9485POL
R9447
R8848POL
R8867
R6402



R9479POL



R9480POL



R9481POL

R8706
 Big Block Chevy, Short Water Pump (Single Groove)
R8840POL
R8841POL
R8867
R8848POL
R6411



R9482POL



R9483POL



R9484POL

R8707
 Big Block Chevy, Short Water Pump (Double Groove)
R8842POL
R8843POL
R8867
R8847POL
R6411



R9485POL



R9487POL

Aluminum Water Pump Pulley Nose

Fits SB Chevy 283-350
 Short water pump (SWP) fits 1955-68
 Long water pump (LWP) fits 1969-85

Finish	Pump	Package #
Satin	SWP	R9488
Chrome	SWP	R9488C
Polished	SWP	R9488POL
Satin	LWP	R9489
Chrome	LWP	R9489C
Polished	LWP	R9489POL



R9488



R9489

Aluminum Alternator Pulley

Fits SB Chevy 283-350
Single Groove - 2.8" diameter

Finish	<i>Package #</i>
Satin	R9487
Chrome	R9487C
Polished	R9487POL



Chrome Steel Alternator Pulley

Fits SB Chevy 283-350
Double Groove - 2.8" diameter

Finish	<i>Package #</i>
Chrome Steel	R9447



Aluminum BB Chrysler Water Pump Pulleys

CNC machined
V-Belt Type

Application	<i>Package #</i>
Single Groove	R8800
Double Groove	R8801



R8800



R8801

Aluminum BB Chrysler Crank Pulleys

CNC machined
V-Belt Type

Application	Dia.	<i>Package #</i>
Single Groove	5.25"	R8802
Double Groove	5.25"	R8803



R8802



R8803

Billet Alum Serpentine Conversion Pulleys Kits

Machined from 6061-T6 Billet Aluminum

Chevy Small Block, Long Water Pump

Includes Crank Pulley/Water Pump Pulley/Alt. Pulley with Cover

Finish	<i>Package #</i>
Natural	R8805
Polished	R8805POL



R8805

Chevy Big Block, Long Water Pump

Includes Crank Pulley/Water Pump Pulley/Alt. Pulley with Cover

Finish	<i>Package #</i>
Natural	R8806
Polished	R8806POL



R8806

GM Late Model Billet Alum Serpentine Conversion Pulley Kits

Machined from 6061-T6 Billet Aluminum

Fits GM 85-87, 305, 350, Camaro, Firebird, Monte Carlo, GM Truck SB,

Includes Crank Pulley/Water Pump Pulley/Alt. Pulley with Cover

Finish	<i>Package #</i>
Natural	R8809
Polished	R8809POL



Fits GM 88-92, 305, 350, Camaro, Firebird, Caprice
Includes Crank Pulley/Water Pump Pulley/Alt. Pulley with Cover

Finish	Package #
Natural	R8810
Polished	R8810POL



Fits GM 93-97, Camaro, Firebird, Impala SS
Includes Crank Pulley/Alt. Pulley with Cover

Finish	Package #
Natural	R8811
Polished	R8811POL



Fits GM 88-95, GM Truck with External Alternator Fan, 4.3, 305, 350
Includes Crank Pulley/Water Pump Pulley/Alt. Pulley with Cover

Finish	Package #
Natural	R8812
Polished	R8812POL



Fits GM 96-97, GM Truck with External Alternator Fan, 4.3, 305, 350
Includes Crank Pulley/Water Pump Pulley/Alter Pulley with Cover

Finish	Package #
Natural	R8813
Polished	R8813POL



Fits GM 88-03, GM Truck with External Alternator Fan, 4.3, 305, 350
Includes Crank Pulley/Alt. Pulley with Cover

Finish	Package #
Natural	R8814
Polished	R8814POL



Fits GM 94-03, GM Truck with Internal Alternator Fan, 4.3, 305, 350
Includes Crank Pulley/Alt. Pulley with Cover

Finish	Package #
Natural	R8815
Polished	R8815POL



Fits GM 1995, GM Truck with Internal Alternator Fan, 4.3, 305, 350
Includes Crank Pulley/Water Pump Pulley/Alt. Pulley with Cover

Finish	Package #
Natural	R8816
Polished	R8816POL



Fits GM 96-97, , GM Truck with Internal Alternator Fan, 4.3, 305, 350
Includes Crank Pulley/Water Pump Pulley/Alt. Pulley with Cover

Finish	Package #
Natural	R8817
Polished	R8817POL



Fits GM 88-02, GM Truck 454 C.1
Includes Crank Pulley/Alt. Pulley with Cover

Finish	Package #
Natural	R8818
Polished	R8818POL



Fits GM 88-97, GM Truck 454 C.1
Includes Crank Pulley/Water Pump Pulley/Alt. Pulley with Cover

Finish	Package #
Natural	R8819
Polished	R8819POL



Alternator Pulley Fan

Fits GM and Ford (will not fit trucks)

Finish	Package #
Polished Aluminum	R8867
Chrome	R8867C
Chrome Steel	R9446
(includes single groove pulley)	



R8867



R9446

Steel Bolt for Water Pump Pulleys

Tapered head to fit SB & BB Chevy aluminum pulleys (LWP)

Finish	Size	Package #
Zinc	5/16"-24 x 5/8"	R0005



Power Steering Pump Pulley

Fits early GM thru 1984 with keyway and 5/8" shaft

Finish	Package #	Finish	Package #
Single Groove		Double Groove	
Satin Aluminum	R8848	Satin Aluminum	R8847
Black Aluminum	R8848B	Black Aluminum	R8847B
Chrome Steel	R8848C	Polished Aluminum	R8847POL
Polished Aluminum	R8848POL	Chrome Steel	R8947
Chrome Steel	R8948	Black Steel	R8947B
Black Steel	R8948B		



R8848 R8948 R8847
R8947 R8847B R8947B R8948B

Steel GM SB Power Steering Pulley

Fits 283/327 (GM#3834720). Single groove w/keyway

Finish	Package #
Chrome	R8946
Black	R8946B



R8946

Billet Aluminum Pulley

Fits Oldsmobile 1976-86 350-455

Description	Package #
Water Pump Double Groove	R8855
Crankshaft Double Groove	R8856
Alternator Single Groove	R8857



R8855 R8856 R8857

Aluminum Air Condition Clutch Cover

Fits Sanden #508 Compressor

Finish	Package #
Satin	R8850
Polished	R8850POL



Universal Water Pump Pulley Spacer

Package #
R7259



Gilmer Drive Crank Pulley Spacer

5/8" CNC Billet Aluminum.

Package#
R8718



Direct Drive Water Pump Pulley Kit

CNC Machined Aluminum Pulley Kit.
1:1 Water Pump/Crank Shaft Speed Ratio.
Fits Short Water Adjustable Race Pump Only (R6926).
Double Goove 5.50" Overall Diameter in Both Pulleys.



Style
Satin
Chrome
Polished

Package #
R8830
R8830C
R8830POL

Kit Includes:
Water Pump Pulley, Crank Shaft Pulley, 2 Belts & Bushing to Mount on 5/8" or 3/4" Pump Shaft.

Type II Power Steering Bracket Kit Without Pulley

Small Block Chevy SWP

Finish
Chrome
Black

Package #
R3727C
R3727BK



R3727C



R3727BK

Type II Power Steering Pump Pulley and Bracket Set

Finish
Chrome
Black

Package #
R3721C
R3721BK



R3721C

Type II Power Steering Pump Pulley Only

Finish
Black
Chrome
Polished
Natural

Package #
R3722BK
R3722C
R3722POL
R3722X



R3722C

High Performance Gilmer Drive Kits

Billet Aluminum CNC Machined
Includes A 1.5" Wide Belt

Package#	Description
R8710	SB Chevy Gilmer Drive Kit Short Water Pump
R8711	SB Chevy Gilmer Drive Kit Long Water Pump
R8713	BB Chevy Gilmer Drive Kit Short & Long Pump
R8714	SB Ford V8 Gilmer Drive Kit
R8715	SB Ford 351c V8 Gilmer Drive Kit
R8716	BB Ford 460 Gilmer Drive Kit
R8717	Chrysler V8 Gilmer Drive Kit



R8710

Brackets

Aluminum "Outward Mount" Alternator Brackets

Mounting hardware included

Finish Water Pump Package

SB Chevy:

Chrome	Short	R6405
Chrome	Long	R6402

BB Chevy:

Chrome	Short	R6411
Chrome	Long	R6408

Ford 289-302:

Chrome		R6414
--------	--	--------------

Ford 351 Windsor:

Chrome		R6417
--------	--	--------------



R6402



R6405



R6408



R6411



R6414



R6417

Chrome Steel Air Conditioning Brackets

Fits SB Chevy thru 1977 283-350 V8

For long axial style compressor

Package

R9513



Chrome Steel Low Mount Alternator Brackets

Fits SB Chevy 1955-69 283-350

Mounts alternator on lower left (driver) side

Bracket Style Water Pump Package

1 piece	Short	R9758
---------	-------	--------------

2 piece (hardware included)	Short	R7758
--------------------------------	-------	--------------



R9758



R7758

Chrome Steel Alternator / Generator Bracket Arm

Universal Application - 1" wide x 14" long with 4" slot

Package

R9079



Chrome Steel Header Brackets

Fits SB Chevy pre-1969 283-350

Bracket Style Water Pump Package

Left/Right side	Short	R9008
(use with R9254 bracket)		

Left side	Short	R9254
(use with R9008 bracket)		



R9008



R9254

Chrome Steel Alternator Brackets

Bracket Style Water Pump Package #

SB Chevy 1965-68 283-350:
 Top - OEM Short **R9315**
 Top - Custom Short **R9319**

SB Chevy 1969-75 283-350:
 OEM Long **R9316**
 Black Long **R9316BK**
 (top bracket bolts to water neck)

Top - Custom Long **R9320**

SB Chevy 1969-86 305-350:
 Bottom - OEM Long **R9637**

SB Chevy 1976-86 305-350:
 OEM Long **R9317**
 Black Long **R9317BK**
 (top bracket bolts to intake manifold)

Top - Custom Long **R9321**

Hi-Tech Long **R1637**
 (top bracket bolts to intake manifold)

BB Chevy 1965-68 396-454:
 Bottom - OEM Short **R9502**
 Top - OEM Short **R9581**

BB Chevy 1969-up 396-454:
 Top - OEM Long **R9318**
 Top - Custom Long **R9320**
 (Bolts to manifold or head, not water neck)
 Bottom - OEM Long **R9638**
 Top - Hi Tech Long **R1647**

SB Chrysler 318-340-360:
 Top & Bottom **R9456**

SB Chrysler 383-440:
 Top & Bottom **R9457**

Ford 1965-73 289-302:
 Top & Bottom - OEM **R9455**

Black Painted Alternator Brackets

Bracket Style Water Pump Package #

SB Chevy 1969-75 283-350:
 OEM Long **R9316BK**
 (top bracket bolts to water neck)

SB Chevy 1976-86 305-350:
 OEM Long **R9317BK**
 (top bracket bolts to intake manifold)



R1637



R1647



R9315



R9316



R9317



R9318



R9319



R9320



R9321



R9455



R9456



R9457



R9502



R9581



R9638



R9637

GM Alternator & Air Conditioning "Upward Mounting" Bracket Kits

Fits SB Chevy 283-350 Short Water Pump.

Laser Cut Steel, Black Power Coated & Chrome Finish Available.

No Holes on Head Required

Bracket	Finish	Package #
ALT Bracket (Driver Side)	Chrome	R3834
	Black	R3834BK
AC Bracket (Passenger Side)	Chrome	R3835
	Black	R3835BK



R3834



R3835

Saginaw Power Steering Pump Bracket Kits

Direct fit Power Steering Pump Brackets, Laser Cut Steel Kits,

Black Powder Coated & Chrome Finish Available.

Easy to Install. All Hardware Included.

Engine	Water Pump	Chrome	Black
Small Block	Short	R3814	R3815
	Long	R3830	R3831
Big Block	Short	R3816	R3817
	Long	R3832	R3833



R3815



R3817



R3831



R3833

Billet Alum Power Steering Bracket Kit

Fits SB Chevy 283-350 with long water pump only.

*It will not fit short water pump set ups.

Finish *Package #*
Chrome R4368



Cast Aluminum Power Steering Bracket Kit

Fits SB Chevy 283-350 with long water pump only.

*It will not fit short water pump set ups.

Finish *Package #*
Polished R4302



Cast Aluminum Alternator and Power Steering Bracket Kit
 Fits 1979-93 Ford Mustang 5.0

Finish *Package #*
 Polished **R4306**



Billet Aluminum Power Steering Bracket Kit
 Fits 1979-93 Ford Mustang 5.0

Finish *Package #*
 Polished **R4370**



Aluminum Chevy Air Conditioning Bracket SWP

Finish	Style	<i>Package #</i>
Polished	SB	R6419
Chrome	SB	R6420
Polished	BB	R6422
Chrome	BB	R6423



R6419

R6420



R6422

R6423

Saginaw Adjustable Power Steering Bracket
 Fits Long & Short Water Pumps

Finish *Package #*
 Chrome **R3838C**
 Black **R3838BK**



R3838C

Gauges & Accessories

Steel Triple Gauge Kit - Mechanical

Includes Oil Pressure, Voltage & Water Temperature
Gauges are 2 5/8" diameter

Frame	Face Plate	<i>Package #</i>
Chrome	White	R5753
Black	Black	R5753BK



Steel Triple Gauge Kit - Mechanical

Includes Oil Pressure, Ammeter & Water Temperature
Gauges are 2 5/8" diameter

Frame	Face Plate	<i>Package #</i>
Chrome	White	R5756
Black	Black	R5756BK



Gauges

Gauges come complete with mounting hardware sensors and bezel.

<i>Package #</i>	<i>Description</i>
R5716	MECHANICAL 2" VACUUM GAUGE
R5717	ELECTRIC 2" OIL PRESSUER GAUGE
R5718	ELECTRIC 2" WATER TEMP GAUGE
R5719	ELECTRIC 2" OIL TEMP GAUGE
R5720	ELECTRIC 2" VOLT GAUGE
R5721	2" TACHOMETER 0~8.000 R.P.M
R5722	2" AIR FUEL/RATIO GAUGE



3 3/4" Tachometer (with/Shift-Light)

3 3/4 tachometer 0-11000R.P.M. smoke lens gauges/super white led/black face & chrome rim

Package #
R5723



3 1/8" Electrical Speedometer 140 MPH

Package #
R5724



Chromed Fuel Level Gauge with Chrome Bezel

Package #
R5712



Chrome Steel Fuel Pressure Gauge

Mechanical - 1 1/2" diameter

PSI	Style	Face	Package #
0 - 15	Oil Filled	White	R5709
0 - 15	Dry	White	R5711
0 - 15	Oil Filled	Black	R5710
0 - 15	Dry	Black	R5715



R5709



R5711



R5715

One Piece Gauge Display Box (Size A23 Battery)

Used for promotional display (Red Plastic Case)

Package #
R5713



Six Piece Gauge Display Box (3 Prong Wall Plug)

Used for promotional display (Red Plastic Case)

Package #
R5714



Classic series Gauges

Model

3 3/8" Mechanical Classic Speedometer 0-140MPH	R5730
3 3/8" Electrical Classic Speedometer 0-140MPH	R5731
3 3/8" Electrical Classic Tachometer 0-80RPM	R5732
2 1/16" Mechanical Classic Volt Meter 8-16V	R5733
2 1/16" Mechanical Classic Water Temp Gauge 100-250F	R5734
2 1/16" Mechanical Classic Oil Pressure Gauge 0-100PSI	R5735
2 1/16" Mechanical Classic Fuel Level Gauge 0-90 OHMS	R5736
6 pc Gauge Set (Mechanical Speedometer) (R5730/R5732/R5733/R5734/R5735/R5736)	R5737
6 pc Gauge Set (Electrical Speedometer) (R5731/R5732/R5733/R5734/R5735/R5736)	R5738



R5737



R5738

Aluminum Fuel Pressure Regulator With Gauge

AL6061 HOUSING

PSI	Color	Package #
15-75 PSI	Silver	R6452
15-75 PSI	Black	R6452BK
15-75 PSI	Blue	R6452BLU
15-75 PSI	Red	R6452RED
15-75 PSI	Silver	R6453
15-75 PSI	Black	R6453BK
15-75 PSI	Blue	R6453BLU
15-75 PSI	Red	R6453RED
15-100 PSI	Silver	R6454
15-100 PSI	Black	R6454BK
15-100 PSI	Blue	R6454BLU
15-100 PSI	Red	R6454RED



R6452



R6453



R6454

Aluminum Fuel Pressure Regulator

AL6061 HOUSING

DIA.

7.0mm Low pressure
4.3mm High pressure
7.0mm Low pressure
4.3mm High pressure
7.0mm Low pressure
4.3mm High pressure
7.0mm Low pressure

Package #

R6455
R6456
R6457
R6458
R6459
R6460
R6461



R6455



R6456/6457



R6458/6459



R6460/6461

Aluminum Finned Gauge Panel

Style

Six Hole
Five Holes

Size

Two 3-3/8" and Four 2-1/16" Holes-CNC
One 3-1/8" and Four 2-1/16" Holes-CNC

Package #

R5760
R5761



R5760



R5761

Aluminum Finned Gauge Panel

Style

5 Hole One 3-1/8" and Four 2-1/16" Holes
5 Holes One 3-1/8" and Four 2-1/16" Holes
4 Holes One 3-1/8" and Four 2-1/16" Holes
4 Holes One 3-1/8" and Four 2-1/16" Holes
3 Holes One 3-1/8" and Four 2-1/16" Holes
3 Holes One 3-1/8" and Four 2-1/16" Holes

Size

Finish

Chrome
Polished
Chrome
Polished
Chrome
Polished

Package #

R5762C
R5762POL
R5763C
R5763POL
R5764C
R5764POL



R5762



R5763



R5764

CNC Alum Gauge Panel

Years

1932 Ford
1940 Ford

Package #

R5765
R5766



R5765



R5766

CNC Alum Chevy Gauge Panel

Years

1937-38 5 Gauge Holes
1937-38 Glove Box Cover
1939 5 Gauge Holes
1955-59 PickUp 5 Gauge Holes
1964-66 PickUp 5 Gauge Holes
1964-66 PickUp 6 Gauge Holes

Package #

R5770
R5771
R5772
R5773
R5774
R5775



R5770



R5771



R5772



R5773



R5774



R5775

CNC Alum Ford Truck Gauge Panel

Years
1948-50
1951-52

Package #
R5777
R5778



R5777



R5778

CNC Alum 1967-72 Chevy Truck 3-Gauge Panel

Package #
R5780



CNC Alum 1967-72 Chevy Truck Glove Box Cover

Package #
R5781



CNC Alum 1941-48 Chevy Street Rod Gauge Panel- Ball Milled

Package #
R5782



CNC Alum 1953-55 Ford Truck Gauge Panel

Fit
3 3/8" Speedo 2 1/8" Gauge

Package #
R5783



CNC 1937 Dodge Gauge Panel-Polished

Package #
R5784POL



CNC Alum Gauge Panel

Years
1939 Chevy
1940-41 Willys

Fit
3 1/8" Speedo 2 1/8" Gauge
3 1/8" Speedo 2 1/16" Gauge

Package #
R5785
R5788



R5785



R5788

CNC Alum Chevy Gauge Panel

Years

1956-59 Chevy Truck
1933-35 Chevy Gauge

Package #

R5786
R5787



R5786



R5787

CNC Alum Chevy Gauge Panel

Years

1955-56
1941-48
1947-53

Fit

3 3/8"
2 1/16"
Polished

Package #

R5789
R5790
R5791



R5789



R5790



R5791

Water Temp Gauge Adapter

1/8" NPT hole for sensor

Size

1"
1 1/4"
1 1/2"

Package #

R5726
R5727
R5728



R5726



R5727



R5728

Fuel System Parts

Chrome Fuel Filter with 3/8" Inlet/Outlet

Large hexes machined into top and bottom for easy disassembly 3/8" NPT Ports. Uses standard high flow replacement filter (NAPA Gold Part #PN4950 or FRAM Part#CH6069), and can be used for fuel injection systems.

Package #
R6252



Chrome Steel Fuel Pressure Regulator

Universal application - 1 to 6 PSI
Includes fittings for 5/16" & 3/8" fuel lines, tubes and clamps

Package #
R5857



Chrome Steel Fuel Filter with Bronze Element

Do not use with fuel injection systems

Description *Package #*
3/8" inlet/outlet **R9407**



Chrome Steel Fuel Filter with Paper Element

Do not use with fuel injection systems

Description *Package #*
5/16" inlet/outlet **R9212**
3/8" inlet/outlet **R9177**



R9177

Large Chrome Red Top Single Port Fuel Filter

Large Capacity Chrome Bracket (Serviceable)

Package #
R4295

**Service Kit R4296



R4295



R4296

Small Chrome Red Top Single Port Fuel Filter

Small Capacity Chrome Bracket (Serviceable)

Package #
R4297

**Service Kit R4298



R4297



R4298

Electric Fuel Pump

Fits most street & strip applications. Not for use with fuel injection.
3/8" NPT inlet & outlet with a externally accessible pressure relief valve.

GPH	PSI	Finish	<i>Package #</i>
100	7PSI	Anodized	R6253
100	7PSI	Chrome	R6253C
120	14PSI	Anodized	R6254
120	14PSI	Chrome	R6254C
140	9PSI	Anodized	R6256
140	9PSI	Chrome	R6256C



R6254

Electric Fuel Pump Relay Kit

30 Amps Relay, 12V
All Wiring & Terminals Included



Package #
R3105

Chrome/Glass Fuel Filter with Replaceable Element

(Do not use with fuel injection systems)

Description	<i>Package #</i>
3/8" inlet/outlet	R9245
5/16" inlet/outlet	R9247
Replacement Element	R9248



R9245



R9248

Chrome Steel Fuel Lines

3/8" Diameter Tube

Description	<i>Package #</i>
Holley Quad - 9 5/16" centers	R2197
Holley Dual Metering Blocks - 9 5/16"	R2197X
Holley Model 3310 - 8 21/32" centers	R2198
Holley Model 3310-2 - 8 21/32" centers	R2198X
Edelbrock and Carter carburetors	R2199



R2197



R2199



R2198X

Braided Fuel Line

Style	<i>Package #</i>
Holley Carburetors	R2155
Barry Grant Carburetors	R2156



R2155

Billet Aluminum Fuel Logs

Fit	Style	<i>Package #</i>
Holley	Clear Anodized	R2157
Holley	Red & Blue Anodized	R2158
Barry Grant	Red & Blue Anodized	R2159



R2157



R2159



R2158

Mechanical Fuel Pumps

80 GPH with 8PSI Shut Off

Model	Finish	<i>Package #</i>
SB Chevy 265-400	Satin	R2302
SB Chevy 265-400	Chrome	R2302C
SB Chevy 265-400	Natural	R2302X
BB Chevy 396-454	Satin	R2303
BB Chevy 396-454	Chrome	R2303C
SB Ford 221-351W	Satin	R2304
SB Ford 221-351W	Chrome	R2304C
Ford FE352-428	Satin	R2305
Ford FE352-428	Chrome	R2305C
Ford 351C/M 400	Satin	R2306
Ford 351C/M 400	Chrome	R2306C
Ford 429/460	Satin	R2307
Ford 429/460	Chrome	R2307C
Oldsmobile 260/455	Satin	R2308
Oldsmobile 260/455	Chrome	R2308C
Pontiac 301/455	Satin	R2309 (High Performance)
Pontiac 301/455	Chrome	R2309C (High Performance)
Chrysler V8 273-360	Satin	R2311
Chrysler V8 273-360	Chrome	R2311C
Pontiac V8 301/455	Satin	R2312 (Standard)
Pontiac V8 301/455	Chrome	R2312C (Standard)



R2302C



R2303C



R2304C



R2305C



R2306C



R2307C



R2308C



R2309C

Light Duty Round Electric Fuel Pump

Finish
Chrome
Zinc

Package #
R2317C
R2317Z



Light Duty Square Electric Fuel Pump

Finish
Chrome
Zinc

Package #
R2318C
R2318Z



Fabricated Aluminum Breather

Style	Info	<i>Package #</i>
Round Breather Tank	4.2PINTS/68OZ	R2500
Radiator Overflow Tank	1.0PINTS/17OZ	R2501
Fuel Surge Tank	4.2PINTS/68OZ	R2502
Surge Tank	5.3PINTS/84OZ	R2507
Surge Tank	5.3PINTS/84OZ	R2508
Surge Tank	5.3PINTS/84OZ	R2509
Surge Tank(Polished)	5.3PINTS/84OZ	R2512



Aluminum Fuel Cells

2.5mm aluminum tank, TIG Welded
Available With or Without Sending Unit

Gallons	Sending Unit	Size (Inch)	<i>Package#</i>
5	NO	11.80*10*10.25	R2515
5	0-90 Ohm	11.80*10*10.25	R2515X
10	NO	16.14*14.96*10.25	R2517
10	0-90 Ohm	16.14*14.96*10.25	R2517X
15	NO	20*17.87*10.25	R2532
15	0-90 Ohm	20*17.87*10.25	R2532X
20	NO	24.40*19.84*10.25	R2533
20	0-90 Ohm	24.40*19.84*10.25	R2533X



Fuel Cell Accessories

Style	<i>Package#</i>
Rubber Fuel Cell Cap	R2534
Stainless Fuel Cell Sending Unit Only	R2535



Aluminum Fuel Cells - Premium

High grade 3.0mm aluminum tank, TIG Welded

Available With or Without Sending Unit

Gallons	Sending Unit	Size (Inch)	Package#
5	NO	11.80*10*10.25	R2580
5	0-90 Ohm	11.80*10*10.25	R2580X
10	NO	16.14*14.96*10.25	R2581
10	0-90 Ohm	16.14*14.96*10.25	R2581X
15	NO	20*17.87*10.25	R2582
15	0-90 Ohm	20*17.87*10.25	R2582X
20	NO	24.40*19.84*10.25	R2583
20	0-90 Ohm	24.40*19.84*10.25	R2583X



Fuel Cell Accessories

Style	Package#
Alum Fuel Cell Sending Unit Only	R2584
Billet Alum Fuel Cell Cap	R2585

Fabricated Alum Fuel Cell

2.6 Gallons

Package #
R2519



Fabricated Alum Fuel Surge Tank

4.2Pints/68oz

Package #
R2518



Aluminum Fuel Caps

Year/Modle

1994-99 Chevy/GMC Fize Pick up
1999-09 Chevy/GMC Fize Pick up
1951-01 Dodge Ram
2002-Up Dodge Ram
2007-Up GM Full Size Pickup
Chevy/GMC Hummer

Package #

R2525
R2526
R2527
R2528
R2529
R2530



Alum Fuel Tanks

Style

17 GALLONS
15 GALLONS
17 GALLONS
16 GALLONS

Fit

1947-56 CHEVY PICKUP
1955-59 PICKUP
1948-60 FORD PICKUP

Package #

R2560
R2561
R2562
R2563




Alum Fuel Tank Kit

Gallons	Year	Model	Package #
19 Gallons	1969-72	Chevy/Gmc Truck	R2567
19 Gallons	1973-87	Chevy/Gmc C10/C20 Truck Bed Fill	R2568
19 Gallons	1955-57	Chevy Belair	R2569
16 Gallons	1962-67	Chevy II Nova-Clear Anodized	R2570
19 Gallons	1962-67	Ford F100-Clear Anodized	R2571



R2568



R2569



R2570



R2567



R2571

Fuel Fill Door

Finish	Style	Package #
Billet	Oval	R2564
Billet	Rectangular	R2565
Stainless Steel	Round	R2566



R2564



R2565



R2566

Fuel Pressure Regulator Kit - Dual Outlet

Style	Package #
Standard Flange	R5030
Standard Flange	R5030B (Bracket Only)
Standard Flange w/ GM Throttle	R5031
Standard Flange w/ GM Throttle	R5031B (Bracket Only)
Holley 4500 Series Flange	R5032
Holley 4500 Series Flange	R5032B (Bracket Only)



R5030



R5031



R5032



R5030B



R5031B



R5032B

Aluminum Inline Fuel Filter - Red - 3/8 Pipe Thread with Reusable Filter

Package #
R5430



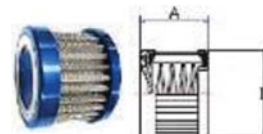
Aluminum Fuel Filter

Size	Package #
2.75" Long x 2.13" Diameter 3/4-16 Threads	R5470
4.29" Long x 2.13" Diameter 3/4-16 Threads	R5471
6.22" Long x 2.13" Diameter 3/4-16 Threads	R5472



Replacement Stainless Steel Fuel Filter Element

Package #
R5473 for R5470
R5474 for R5471
R5475 for R5472



Aluminum Inline Fuel Filter

Size

3.65" Long x 1.16" Diameter x AN-6 30 Microns
 3.65" Long x 1.16" Diameter x AN-6 150 Microns
 3.89" Long x 1.16" Diameter x AN-12 30 Microns
 3.89" Long x 1.16" Diameter x AN-12 150 Microns

Package #

R5476
R5477
R5478
R5479



Aluminum Inline Fuel Filter

Size

4.07" Long x 1.16" Diameter x 7/8" Barb 30 Microns
 4.36" Long x 1.16" Diameter x 3/8" Barb 30 Microns
 4.50" Long x 1.16" Diameter x 1/2" Barb 30 Microns
 4.65" Long x 1.16" Diameter x 5/8" Barb 30 Microns

Package #

R5480
R5481
R5482
R5483



Aluminum Inline Fuel Filter

Size

2.5" Long x 1.23" Diameter x AN-6
 2.5" Long x 1.23" Diameter x AN-8
 2.5" Long x 1.23" Diameter x 1/2" Barb
 2.5" Long x 1.23" Diameter x 5/8" Barb

Package #

R5484
R5485
R5486
R5487



Replacement Bronze Fuel Filter Element

Size

For R5476~R5483 1.0" Long x 0.8" Diameter 30 Microns
 For R5476~R5483 1.0" Long x 0.8" Diameter 150 Microns
 For R5476~R5483 1.1" Long x 0.9" Diameter 30 Microns

Package #

R5488
R5489
R5490



Replacement Stainless Steel Fuel Filter Element - 60 Microns

Package #

R5427 for R5430
R5428 for R5431
R5429 for R5432



Inline Fuel Filter Billet

Model

Alum An10 O-RING
 Alum An12 W/ORING

Package #

R5431
R5432



Billet High Output 400 GPH Fuel Pump

This pump can move more than 400GPH at a free flow state and was designed to feed high output engines. The body is constructed of billet aluminum to reduce weight, dissipate heat, provide better flow consistency, and increase motor reliability. Pump is compatible with alcohol and high octane racing fuel. A removable panel for easy access to rotor and blades.



R5961

Package #	GPH @ 12.0 Volts	GPH @ 14.4 Volts	Pressure	AMP Draw	Inlet Size	Outlet Size	Bypass Size
R5960	370	420	25 - 36 PSI	14	AN-12	AN-12	AN-8

* To operate correctly a bypass style regulator must be used like R5961.

4-9 PSI Fuel Pressure Regulator

Finish	<i>Package #</i>
Satin	R6451
Black	R6451BK
Blue	R6451BLU
Chrome	R6451C
Red	R6451RED




R6451C

Square-Bore to Spread-Bore Adapter Plate

Thickness - 1/16"

Finish	<i>Package #</i>
Zinc	R1100Z (Plate Only)
Zinc	R1100 (Plate & Gasket)



Chrome Steel EGR Block-off Plate

Small Block Chevy. Includes gasket and bolts.

Finish	<i>Package #</i>
Chrome	R2300



Fuel Pump Block-off Plate

Fits SB Chevy 283-400

Finish	Design	<i>Package #</i>
Polished Alum	Ball-milled	R6257
Chrome Steel	Plain	R2057
(gasket included)		
Die-Cast Steel	Finned	R2057X
(gasket included)		



R2057



R6257



R2057X

Fuel Pump Block-off Plate

Fits BB Chevy V8, V6 & others with 1 3/4" centers

Finish	Design	<i>Package #</i>
Polished Alum	Ball-milled	R6258
Chrome Steel	Plain	R2058
(gasket included)		
Die-Cast Steel	Finned	R2058X
(gasket included)		



R2058



R6258



R2058X

Fuel Pump Mounting Plate

Fits SB Chevy 283-400

Finish	Design	<i>Package #</i>
Chrome Steel	Plain	R2310
(gasket included)		



Aluminum SB/BB Chevy Water Neck Block - Off Plate

Fits SB/BB Chevy V8 Engines. Ideal to block off water neck outlet, drill & weld a fitting in plate.

Package #
R4986



2" Carburetor Adapter Installation Kit

For use with all universal carb adapters

Contains: (4) studs, (4) slotted screws, (4) shoulder nuts, (4) nuts and (4) washers

Package #
R0999



3 5/16" Carburetor Stud Kit

Contains: (4) studs, (4) nuts and (4) washers
5/16" Course/Fine threads on studs

Package #
R0977



2" Carburetor Stud Kit

Contains: (4) studs, (4) nuts and (4) washers
5/16" Course/Fine threads on studs

Package #
R2047



1-3/8" Carburetor Stud Kit

Contains: (4) studs, (4) nuts and (4) washers
5/16" Course/Fine threads on studs

Package #
R2046



Phenolic Plastic Carburetor Spacers

Fits Holley/AFB Four Barrel Carburetors

1/2" spacers have 2" stud kit included

1" spacers have 2 1/2" stud kit included

2" spacers have 3" stud kit included

Includes Gaskets

Description	<i>Package #</i>
Open Center - 1/2" spacer	R9139
Open Center - 1" spacer	R9136
Open Center - 2" spacer	R9137

1 11/16" Ported - 1/2" spacer	R9138
1 11/16" Ported - 1" spacer	R9134
1 11/16" Ported - 2" spacer	R9135



R9136



R9135

Aluminum Carburetor Adapter

Adapts Holley carburetor to QuadraJet manifold base

Description	<i>Package #</i>
Complete Kit (2" stud kit & gaskets included)	R2066



1" Aluminum Carburetor Spacers

Fits Holley and AFB 4bbl carburetors
(open center with 3/8" vacuum tube)

Description *Package #*
Complete Kit **R2103**
(3" stud kit & gaskets included)



2" Aluminum Carburetor Spacers

Fits Holley and AFB 4bbl carburetors
(ported center)

Description *Package #*
Complete Kit **R2048**
(2" stud kit & gaskets included)



2" Aluminum Carburetor Spacers

Fits Holley and AFB 4bbl carburetors
(open center)

Description *Package #*
Complete Kit **R2081**
(2" stud kit & gaskets included)



Aluminum Carburetor Adapter (Tapered Port)

Adapts Holley/AFB 4bbl carb to Q-jet Base

Description *Package #*
Complete kit **R2067**
(2" stud kit & gaskets included)




Carburetor Base Gaskets

1/16" thick

Description *Package #*
Holley & AFB 4bbl - Open **R2069** (2 pcs)
Holley & AFB 4bbl - Ported **R2033** (2 pcs)
(1 3/4" bores)
Holly & AFB 4bbl - Open **R2066G** (2 pcs)
Holly & AFB 4bbl - Ported **R2070** (2 pcs)
Holley 4500 Dominator - Open **R2034** (2 pcs)
Holley 4500 Dominator - Ported **R2035** (2 pcs)
(1 11/16" bores)

Note: RPC package is set of 2




R2070

2 Barrel Carb to 1 Barrel Manifold Adapter

Hardware included.

Package #
R2025



Holley 1" Ported Carburetor Spacer

Gasket and hardware included.


Package #
R2063



Large 4 BBL to Small 4 BBL Port Adapter

Hardware included.


Package #
R2064



2 Barrel Carb to 4 Barrel Manifold Adapter


Hardware included.

Package #
R2065




Holley 2 Barrel Carb Adapter

Package #
R2086



4 Barrel Carb Universal Adapter

Package #
R2090



CNC Aluminum Carburetor Spacers

4 Ports Style
For 4150 Carburetors

Size	Style	Package#
1"	Kit	R9140
1"	Spacer Only	R9140B
1.5"	Kit	R9141
1.5"	Spacer Only	R9141B
2"	Kit	R9142
2"	Spacer Only	R9142B



R9140

Carburetor Covers

Fit carburetors with 5 1/8" neck

Size	Package #
Blue Plastic	R2012
Spun Aluminum	R6012



R2012

R6012

6' Choke Cable Kit - Steel Sleeve Housing

Requires 3/8" diameter mounting hole

Package #
R2331 (Billet Knob)
R2332



Stainless Steel Braided Kick Down Assembly Cable Kit

Transmission	Package #
Ford C-6	R6048
700 R4	R6051
TH 350	R6053
Chrysler 727	R6056
Ford C-4	R5100
Chrysler 904	R5103



Throttle Cable Assembly Kit

Fits carbureted vehicles and 1986-93 Ford EFI

Length	Housing Type	Package #
24"	Braided	R6054
36"	Braided	R6054X
24"	Black	R2334
36"	Black	R2336



R6054

R2334

One Piece Billet Aluminum - Throttle Brackets

Model	Finish	Package #
For 4500 Dominator Carburetor	Silver	R5451
For 4500 Dominator Carburetor	Black	R5451BK
For 4500 Dominator Carburetor	Blue	R5451BLU
For 4500 Dominator Carburetor	Red	R5451RED
Fits 4150 Carburetors	Silver	R5455
Fits 4150 Carburetors	Black	R5455BK
Fits 4150 Carburetors	Blue	R5455BLU
Fits 4150 Carburetors	Red	R5455RED



R5455



R5455BLU



R5455RED

Chrome Steel Carb Mount Throttle Return Kit

Fits Holley 2300/2305 2bbl carbs & 4150/4160 4bbl carbs
Includes both heavy and light spring sets

Package #
R2083



Chrome Steel Carb Mounted Linkage Bracket

Description
Manual Transmission
(accepts GM throttle cable)

Package #
R9619

Automatic Transmission
(fits most Holley/AFB carbs)

R9620



R9619

R9620

Chrome Carb Linkage Bracket for Morse Cable

Package#
R2330



Chrome Steel Carburetor Linkage Plate

Fits Holley and AFB 4bbl carbs

Package #
R2333



Dual Throttle Return Spring Kit

Universal applications

Finish
Chrome Steel
Stainless Steel

Package #
R6052
R6052X



Stainless Steel Throttle Cable Bracket & Sprint Set

Dual Springs

Package #
R6055

New Style



Chrome Steel Throttle Return Spring Bracket

Description
Universal

Package #
R2291

SB Ford V8 & others

R2297



R2291

R2297

Chrome Steel Throttle Cable Bracket Kit

Fits SB Chevy
Use with R9757 on TH350 & TH400 transmissions

Package #
R9756



Chrome Steel Transmission Kick Down Bracket

Use with R9756 on TH350 & TH400 transmissions

Package #
R9757



GM LS1, LS2, LS3, LS6, LS7 Throttle Body

Made of Billet Aluminum.

Size *Package #*
92mm **R5459**
102mm **R5460**



Dual Carb Linkage with Hardware - Zinc

This kit is to connect inline dual carbs on a tunnel RAM

Package #
R1408



***Compatible with Holley, Demon, Edelbrock, Carter & Barry Grant Carbs.*

Exhaust Headers

Steel "Shorty" Header

Fits

"1967-81" Camaro 283-400 (will not fit 67-90 with A/C)

"1968-87" Chevelle 283-400

"1968-79" Chevy II & Nova

"1970-87" Monte Carlo 283-400

Flange thickness - 3/8".

Tube diameter - 1 5/8" with a 5/16" collector.

Includes collector reducers, gaskets & header bolts.

Finish	Package #
Black	R9999
Chrome	R9998
Raw	R9998R
Ceramic	R9972



Heavy-Duty Steel "Block Hugger" Street Headers


Fits SB Chevy 1942-up Frames 265-400.

Replaces all with center dump stock manifolds.

Fits regular or slant plug heads. (8mm flange & reducer)

Includes collector reducers, gaskets & header bolts.

Finish	Package #
Raw	R9961
Stainless Steel	R9961S
Black	R9963
Chrome	R9962
Ceramic	R9964



Camaro Headers

Fits 1967-81 SBC. 283-350 engines.

Finished	Package #
Stainless Steel	R9952
Black	R9953
Chrome	R9954

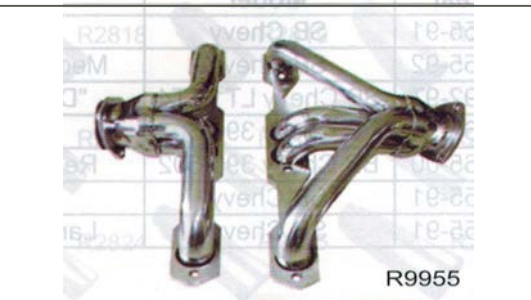


****Not for Use on Pollution Controlled Vehicles**

55-57 Tri Shorty Header

Fits SBC

Finished	Package #
Stainless Steel	R9955
Black	R9956
Ceramic	R9956X
Chrome	R9957



Stainless Steel Street Hugger Header

Fits 1955-up SB Chevy, Frames 265-400 engines.

Finished	Package #
Stainless Steel	R9958
Raw	R9965
Chrome	R9966
Black	R9967
Ceramic	R9968



****Not for Use on Pollution Controlled Vehicles**

3" Zinc Headers Reducer with Loose Ring

Package #
R9527



Stainless Steel Header Bolt Kit

3/8"-16 x 1"

Package #
R0940



Zinc Steel Header Reducer with Welded Ring

Size Package #
2 1/2" R9382 (2 pcs)
3" R9374 (2 pcs)
3 1/2" R9383 (2 pcs)



R9374

Note: RPC package is set of 2

Copper Collector Gaskets

Made Of Solid Thick Copper
0.0400" Thickness

Size	Bolt Kit	Package#
2.5"	Yes	R7501
2.5"	No	R7501X
3"	Yes	R7502
3"	No	R7502X
3.5"	Yes	R7503
3.5"	No	R7503X



R7501



R7502



R7503

Chevy Copper Exhaust Gaskets

Made Of Solid Thick Copper
0.0400" Thickness

Year	Model	Port	Package#
1955-91	SB Chevy	Round/1.5"	R7504
1955-92	SB Chevy	Medium Race/1.45" x 1.48"	R7505
1992-97	SB Chevy LT1 LT4	"D" Shape/1.52" x 1.51"	R7506
1965-90	BB Chevy 396-502	Round/1.92"	R7507
1965-00	BB Chevy 396-502	Rectangular/1.85" x 1.90"	R7508
1955-91	SB Chevy	Round/1.63"	R7510
1955-91	SB Chevy	Large Race/1.45" X 1.55"	R7511



R7504



R7505



R7506



R7507



R7508



R7510



R7511

Ford Copper Exhaust Gaskets

Made Of Solid Thick Copper

0.0400" Thickness

Year	Model	Port	Package#
1962-97	SB Ford 260,289,302(EXC.BOSS),351W	Small/1.12" x 1.48"	R7520
1962-97	SB Ford 260,289,302(EXC.BOSS),351W	Oval/1.25" x 1.75"	R7521
1958-65	BB Ford 352-390	Rectangular/1.56" x 2.32"	R7522
1968-87	BB Ford 429, 460	Rectangular/1.25" x 2.08"	R7523



R7520



R7521



R7522



R7523

Exhaust Tips

Polished Stainless Steel with Rolled Edge

Package#	Cut	Inlet (I.D.)	Outlet (O.D.)	Total Length	Wall
R2800	Straight	2.25"	3"	8"	Single
R2801	Angled	2.25"	3"	8"	Single
R2802	Straight	2.50"	3"	8"	Single
R2803	Angled	2.50"	3"	8"	Single
R2804	Straight	2.25"	3"	10"	Single
R2805	Straight	2.25"	3"	10"	Double
R2806	Straight	2.25"	3.5"	10"	Single
R2807	Straight	2.25"	4"	9.5"	Single
R2808	Straight	2.50"	4"	10"	Single
R2809	Straight	2.50"	4"	10"	Double
R2810	Straight	2.50"	4.5"	10"	Single
R2811	Straight	3"	5"	10"	Single
R2812	Straight	3"	5"	10"	Double
R2813	Straight	2.5"	3.5"	12"	Single
R2814	Angled	2.5"	3.5"	12"	Single
R2815	Angled	2.75"	3.5"	12"	Single
R2816	Straight	3"	3.5"	12"	Single
R2817	Angled	3"	3.5"	12"	Single
R2818	Angled	3.5"	4.5"	12"	Single
R2819	Straight	4"	5"	12"	Single
R2820	Angled	4"	5"	12"	Single
R2821	Straight	2.25"	3.5"	17.5"	Single
R2822	Angled	2.50"	3.5"	17.5"	Single
R2823	Straight	3"	3.5"	17.5"	Single
R2824	Angled	3"	3.5"	17.5"	Single
R2825	Angled	3.5"	5"	17.5"	Single
R2826	Angled	4"	5"	17.5"	Single



Ignition Parts

Polished Aluminum Optima™ Battery Tray

Fits all Group 34/78 size Optima™ batteries. "Blue", "Yellow" and "Red" tops. Battery not included.

Style	<i>Package #</i>
Ball-milled	R6323
Chrome Ball-milled	R6323C
Polished Smooth	R6326
Chrome Smooth	R6326C



Polished Aluminum Optima™ Battery Tray

Fits Group 35 Optima™ batteries - "Red" top. This is (2) Post. Battery not included.

Style	<i>Package #</i>
Ball-milled	R6324
Chrome Ball-milled	R6324C
Polished Smooth	R6327
Chrome Smooth	R6327C



Polished Aluminum Optima™ Battery Tray

Fits all Groups 75/35 size Optima™ batteries - "Blue", "Yellow" and "Red" tops. This is (4) Post. Battery not included.

Style	<i>Package #</i>
Ball-milled	R6325
Chrome Ball-milled	R6325C
Polished Smooth	R6328
Chrome Smooth	R6328C




Alum Optima Battery Tray Group 34/78

CNC Aluminum - Complete Set

Finish	Package#
Polished	R6329
Chrome	R6329C
Polished	R6331
Chrome	R6331C



R6329



R6331

Drop-Down Battery Box

Fits Batteries up to 10 1/2" Long, 7" Wide, 8" Tall

Finish	<i>Package #</i>
Stainless	R9324
Steel (Black)	R9325



Bolt on Battery Box

Style	Finish	<i>Package #</i>
Small	Black	R9326
Small	Zinc	R9326Z
Large	Black	R9327
Large	Zinc	R9327Z



Stainless Steel Battery Tray Kit

7 1/2" x 13 1/4" - Includes tray and hold-downs

Package #
R9323

Replacement Holdowns R9258



R9323



R9258

Alum Battery Box with Accessories

Fits most battery sizes

Package #

R9329



High Performance HEI Distributors

Designed for Pre-1987 and Non-Computer Controlled Late Model Applications.

*50,000 Volt Coil Built In.

*Made 100% of Brand New Components

*CNC Machined Aluminum Housing

*Designed to Run Through 8,000 RPM's

*Adjustable Vacuum Advance

*Large Cap, 5.5" Dia. with Brass Terminals

*1-Wire Hookup

*Steel Gear Included

Package #	Description	Cap Color
R3915	SB & BB Chevy V8	Red* (Flat Top)
R3915C	SB & BB Chevy V8	Clear (Flat Top)
R3921	SB & BB Chevy V8 W/ Mechanical Tach Drive	Red
R3922	Pontiac 326-455 V8	Red
R3922BK	Pontiac 326-455 V8	Black
R3923	SB Ford 351W	Red
R3925	SB & BB Chevy V8	Red
R3925BK	SB & BB Chevy V8	Black
R3925X	SB & BB Chevy V8	Red & Black**
R3926	SB Ford 289/302 V8	Red
R3926BLU	SB Ford 289/302 V8	Blue
R3926C	SB Ford 289/302 V8	Clear
R3926H	SB Ford 351W V8 "Heavy Duty"	Red
R3926X	SB Ford 289/302 V8	Red & Black**
R3927	SB Ford 351C/351M/400 & BB Ford 429/460	Red
R3927C	SB Ford 351C/351M/400 & BB Ford 429/460	Clear
R3938	Chevy Inline 6-CYL 230/250/292	Black
R3963	AMC 290-401 V8	Red
R3963BK	AMC 290-401 V8	Black
R3964	AMC 6-CYL 232-258	Blue & Black***
R3964BK	AMC 6-CYL 232-259	Black
R3965	Oldsmobile V8	Red
R3965BK	Oldsmobile V8	Black
R3968	Chrysler 318/340/360	Red
R3969	Chrysler 440	Red



R3915



R3915C




R3921



R3926C



R3938



R3963



R3965



R3965BK

*Wire Retention Type Coil Cover

**Red Cap with Black Coil Cover

***Blue Cap with Black Coil Cover

Replacement Parts for HEI Distributors

Package #	Description
R3820	Replacement Cap for HEI Distributors - Red
R3821	Replacement Cap for HEI Distributors - Black
R3823	Replacement Adjustable Vacuum Advance Canister
R3826	Replacement Coil Cover - Red
R3827	Replacement Coil Cover - Black
R3929	Replacement HEI Pro Module
R2049	Replacement HEI 50,000 Volts Coil
R2049X	Replacement HEI 30,000 Volts Coil
R3828	Module for HEI Distributor



R3820



R3823



R3821



R3826



R3827



R3828

HEI Distributor Bronze Gears

Protect Your High Performance Cam With Precision Machined Bronze Gears

Package#	Description	Shaft Dia
R3930	SB & BB Chevy V8	0.491"
R3931	SB & BB Chevy V8	0.500"
R3932	SB Ford V8	0.467"
R3933	SB Ford V8	0.531"



R3930



R3932

High Performance "Ready to Run" Distributors

- *Small Cap Design, "Space Saver".
- *Requires an External Coil
- *Made 100% of Brand New Components
- *Designed to Run Through 8,000 RPM's
- *2-Wires Hookup
- *Steel Gear Included

Package #	Description	Cap Color
R3924	SB & BB Chevy V8	Red
R3935	SB Ford 289/302 V8	Red
R3935BLU	SB Ford 289/302 V8	Blue
R3936	SB Ford 351W V8	Red
R3937	SB Ford 351C/351M/400 & BB Ford 429/460	Red
R3966	Chrysler 440	Blue
R3966RED	Chrysler 440	Red
R3966BK	Chrysler 440	Black
R3967	Chrysler 318 Ready to Run	Blue
R3967RED	Chrysler 318 Ready to Run	Red
R3967BK	Chrysler 318 Ready to Run	Black
R3980	Chrysler 245/265	Blue
R3981	Chevy 348/409	Red
R3996	Holden 253/308	Blue
R3997	Holden 253/308	Red
R3998	Holden 186/202	Blue



R3924



R3935



R3935BLU



R3966



R3967



R3980



R3981



R3997

High Performance "Pro Billet Ready to Run" Racing Distributors

*CNC Machined Aluminum Body

*Made 100% of Brand New Components

*Steel Gear Included

Package #	Description	Cap Color
R3966XBK	Chrysler Pro Billet 440	Black
R3966XBLU	Chrysler Pro Billet 440	Blue
R3966XRED	Chrysler Pro Billet 440	Red
R3967XBK	Chrysler 318 Pro Billet	Black
R3967XBLU	Chrysler 318 Pro Billet	Blue
R3967XRED	Chrysler 318 Pro Billet	Red



R3966XBK

Replacement Parts for "Ready to Run" Distributors

Package #	Description
R3824	Replacement Cap for "Ready to Run" Distributors - Red
R3824BK	Replacement Cap for "Ready to Run" Distributors - Black
R3825	Replacement Rotor for "Ready to Run" Distributors
R3822	Module for Space Saver Distributor



R3822

R3824

R3825

High Performance "Pro Billet" Racing Distributors Requires an Ignition Box to Run

*CNC Machined Aluminum Body

*Made 100% of Brand New Components

*Steel Gear Included

Package#	Description	Cap Color
R3924X	SB & BB Chevy V8	Red
R3982	SB Ford 289/302 V8	Red
R3990	SB Ford 351W V8	Red
R3991	SB Ford 351C/351M/400 & BB Ford 429/460	Red



R3924X



R3990

High Performance "Pro Billet Ready to Run" Racing Distributors

*CNC Machined Aluminum Body

*Made 100% of Brand New Components

*Steel Gear Included

Package#	Description	Cap Color
R3988	Chevy V8 Distributor W/Internal Module	Red
R3989	Chevy Pro-Billet Ready to Run	Red
R3992	SB & BB Chevy V8	Red
R3993	SB Ford 289/302 V8	Red
R3994	SB Ford 351W V8	Red
R3995	SB Ford 351C/351M/400 & BB Ford 429/460	Red
R3999	Holden 253/308	Red



R3993

R3988



R3999

R3989

OEM Replacement "Pro Billet" Distributors

- *CNC Machined Aluminum Body
- *Made 100% of Brand New Components
- *Steel Gear Included



R3928



R3939



R3934

Package#	Description	Cap Color
R3928	Chevy Late Model (Computer Controlled)	Red
R3934	Chevy LT1 Stock Replacement	Black
R3939	GM Vortec SB & BB V8 1996-2003	Black

Billet Ford FE 390/427 Distributor with Red Cap

Package #
R3829



R3829

Spark Plug Wire Sets

Our spark plug wire sets are constructed with a ferrite spiral-wound core with two layers of 100% silicon jacket that is rated at 600F. They are RFI/EMI compatible for all ignition systems, which means zero electronic noise will be produced. The 8.5mm wires are for most American made vehicles with Male HEI or Female socket distributors.

- * Ferrite Spiral-Wound Core
- * 100% Silicone Jacket rated at 600F
- * RFI and EMI Suppression
- * Universal Fit for most American Vehicles
- * HEI and Socket Style Connectors Included

Package#	Plug Boot	Cylinders	Wire Color	Boot Color
R4603	90	V8	Black	Black
R4604	135	V8	Black	Black
R4605	180	V8	Black	Black



R4603



R4604



R4605

Spark Plug Wire and Crimping Multi Tool

Package #
R1500



Universal 20 Circuit Wire Harness Kit

Racing Power Company's universal GM wiring harness' use high quality copper wires that are individually color coded and labeled the entire length of the wire. Fuse block holds standard push-in fuses with flashers and relays wired independently of the fuse block. Wiring harness includes connectors that plug directly to a GM style in-dash column ignition switch for quick installation to the column.

Package#	# of Circuits:
R1002	20
R1002X	12



Fan Relay Wiring Harness

These fan relay wiring harness come with heavy duty relays for long life durability. Temperature controlled units powers the fan when the coolant reaches a certain temperature and shuts down automatically. Kit includes relay, auto reset circuit breaker, brass adaptors, temperature sending unit, and hardware for temperature controlled units.

Package#	Temperature Controlled:	Fuse Rating:	ON/OFF (F)
R1018	No	N/A	N/A
R3101	Yes	50	200/185
R3102	Yes	30	185/170



R1018



R3101



R3102


High Output "E-Core" Ignition Coils

- *E-Core Technology, 12V Wall Mount Coil.
- *Produces up to 70% More Spark Energy Than Stock Coils.
- *Anodized Extruded Aluminum Cover/Housing, Great for Heat Dissipation.
- *Compatible With Most Aftermarket and OEM Ignition Systems.

Package #	Color
R2041	Red
R2041BK	Black
R2041BLU	Blue



R2041



R2041BK

Epoxy Filled Transformer Ignition Coils

Universal Application.
Mounting Brackets Included.

Package #	Style
R2043	Male Connector
R2043X	Female Connector



Chrome 40,000 Volt Coil without Resistor

For 1975-up and use only on HEI applications
Mounting bracket included

Package #
R9187



Chrome 60,000 Volt Coil with 1.4 ohm Ballast Resistor

For pre-1974 applications and breaker point ignition
Mounting bracket included

Package #
R9203



Ballast Resistor 1.6 OHM

Package #
R9203X



Chrome Coil Brackets

Fits most cylinder shaped coils

Description	<i>Package #</i>
Bracket & Cover	R9006
Bracket only	R9648
GM Stand-up style	R9366
Ford Bracket	R9650



High Performance Starters

- * 100% New
- * High Cranking Output
- * Permanent Magnets for High Efficiency
- * Adjustable Billet Aluminum Mounting Block to Reduce Heat Soak

Chevrolet Starters

Package #	Description	Horsepower	Flywheel	Finish
R3880BK	Chevy LS1 High Torque	3.0	153/168	Black
R3880C	Chevy LS1 High Torque	3.0	153/168	Chrome
R3880RED	Chevy LS1 High Torque	3.0	153/168	Red
R3910	SB/BB Chevy Hitachi Style	2.4	153/168	Satin
R3910C	SB/BB Chevy Hitachi Style	2.4	153/168	Chrome
R3911	SB/BB Chevy Delco Style	2.4	168	Satin
R3911C	SB/BB Chevy Delco Style	2.4	168	Chrome
R3960	SB/BB Chevy Hitachi Style Adjustable 360°	2.4	153/168	Chrome
R3961	SB/BB Chevy Hitachi Style Adjustable 360°	2.4	153/168	Satin
R3973	SB/BB Chevy Nippondenso Style	2.0	153/168	Satin
R3975	SB/BB Chevy Tilton Style	2.0	153/168	Satin
R3978	SB/BB Chevy Tilton Style	3.0	153/168	Red
R3978C	SB/BB Chevy Tilton Style	3.0	153/168	Chrome
R3978X	SB/BB Chevy Tilton Style	3.0	153/168	Black



Parts for Chevy Starters

Package#	Description
R3979	SB/BB Chevy Starter Repair Kit (Includes Bendix, Solenoid, Gear, & Mounting Block)
R3987	SB/BB Chevy Hardware & Shim Kit
R6077	SB/BB Chevy & 90° V6 Aluminum Heat Shield (Bolts To Starter)



Ford Starters

Package #	Description	Horsepower	Finish
R3912	SB Ford 289, 302, 351W	2.4	Satin
R3912C	SB Ford 289, 302, 351W	2.4	Chrome
R3972	SB Ford 289, 302, 351W Gear Reduction	2.0	Satin
R3977	Ford Gear Reduction (Spacer Needed for Auto)	3.0	Blue
R3881BK	Ford V8 High Torque Starter w/ Adjustable Flange	3.0	Black
R3881C	Ford V8 High Torque Starter w/ Adjustable Flange	3.0	Chrome
R3881RED	Ford V8 High Torque Starter w/ Adjustable Flange	3.0	Red



R3912



R3972



R3977



R3881BK

Chrysler, Dodge, Mopar & Plymouth Starters

Package#	Description	Horsepower	Finish
R3970	1965 - 1987 Gear Reduction (Spacers maybe Required)	2.0	Satin



Holden Starter

Package#	Description	Horsepower	Finish
R3974	253, 304, 308 Gear Reduction	2.0	Satin



1955-up GM Alternator - Chrome

100 Amps, 1 wire
Chrome Housing with Billet Fan & Serpentine Pulley

Package #
R3879



Chevy / GMC LT TK Series Alternator

Steel Fan & Serpentine Pulley

Finish
Satin *Package#*
Chrome R3882
R3882C



Alternator Housing Universal Ford & Chevy

Package #
R3900



High performance Alternators

- * 100% New, never rebuilt
- * High Amperage Output During Idle Operation
- * Fully Sealed Bearings for Reliable Operation
- * Heavy Duty Internals and Regulators for Stable Output
- * Charging Wire Size Must be 8AWG or Higher



R3902



R6679

GM Alternators

Package #	Description	Output	Belt Type	Finish
R3883	GM 1955 - UP - One Wire	100	V - Belt	Satin
R3902	GM 1955 - UP - One Wire	100	V - Belt	Chrome
R6679	GM 1973 - 1985 Alternator Housing Kit	N/A	V - Belt	Chrome

Ford Alternators

- * Internally Regulated

Package#	Description	Output	Belt Type	Finish
R3887	Ford 3G 1992 - 2000 Full Size Cars & Trucks	150	Serpentine 6 Groove	Chrome
R3888	Ford 3G 1992 - 2000 Full Size Cars & Trucks	150	Serpentine 6 Groove	Satin
R3889	Ford 6G 1999 - 2007 Full Size Cars & Trucks	150	Serpentine 6 Groove	Chrome
R3890	Ford 6G 1999 - 2007 Full Size Cars & Trucks	150	Serpentine 6 Groove	Satin
R3891	Ford 6G1999 - 2007 Full Size Cars & Trucks	110	Serpentine 8 Groove	Chrome
R3892	Ford 6G 1999 - 2007 Full Size Cars & Trucks	110	Serpentine 8 Groove	Satin
R3893	Ford 6G 1999 - 2007 Full Size Cars & Trucks	110	Serpentine 6 Groove	Chrome
R3894	Ford 6G 1999 - 2007 Full Size Cars & Trucks	110	Serpentine 6 Groove	Satin
R3895	Delco 21SI Style Industrial & Truck	165	V - Belt	Chrome
R3896	Delco 21SI Style Industrial & Truck	165	V - Belt	Satin
R3897	Ford 3G With 2.6" OD Pulley	150	Serpentine 6 Groove	Chrome
R3898	Ford 3G With 2.6" OD Pulley	150	Serpentine 6 Groove	Satin
R3899	Ford 1G 1965 - 1989 - 3 Wires	100	Serpentine 6 Groove	Chrome
R3903	Ford 1G 1965 - 1989 - 3 Wires	100	V- Belt - Single Groove	Chrome
R3884	Ford 1G 1965 - 1989 - 3 Wires	100	V- Belt - Double Groove	Satin



R3887

R3889

R3891

R3893

R3895

R3898

R3899

R3903

Chrome Steel Distributor Clamps

Includes hold down stud

Description	<i>Package #</i>			
Chevy 1963-up V8 (Competition style)	R4116			
Pontiac Dist Hold Down	R4117			
Chevy 1963-up V8 (Billet Aluminum)	R5116			
Chevy 1963-up V8 (OEM style)	R9126			
Ford - all (OEM style)	R4455			
Ford "FE" (Competition style)	R4629			

R4116

R4117

R5116

R9126

R4455

R4629

Billet Aluminum Distributor Clamps

Fits SB Chevy 1963-up V8
Includes hold down stud

Finish	Package #
Steel	R5116
Blue	R5116BLU
Chrome	R5116C
Red	R5116RED



R5116C

Vacuum Advance Cover

Mounts over existing factory unit with double sided adhesive

Description	Package #
Chrome Steel	R4973
Polished Aluminum	R5973



Chrome Plastic GM HEI Ignition Cap Cover

Snaps over stock wire retainer

Package #
R0002



Chrome Steel HEI Advance Curve Kit

Fits Chevy & GM V8
Copper spring = Light, Silver spring = Medium, Brown spring = Heavy

Package #
R4933



Vacuum Line Plastic Cap Kit

Contains: (2) 1/8" yellow, (6) 3/16" blue, (6) 1/4" red,black
(2) 5/16" white & (4) 3/8"

Package #
R9009



Exterior Parts

Chrome Steel Hood Pin Set

Description	<i>Package #</i>
3/16" Hair Pin/ 1/2" Hood Pin	R4051
3/16" Hair Pin/ with lanyards/ 1/2" Hood Pin	R4094
3/16" Flip-Over Pin/ 1/2" Hood Pin	R4056
3/16" Flip-Over/ with lanyards/ 1/2" Hood Pin	R4095
1/4" Flip-Over Pin/ 1/2" Hood Pin	R9669
3/16" Flip-Over Pin/ with lanyards/ 1/2" Hood Pin	R7701



R4051



R4095

Stainless Steel Hood Pin Set

Description	<i>Package #</i>
3/16" Hair Pin/ 1/2" Hood Pin	R4051S



R4051S

Aluminum Universal Hood Pin Kits - Anodized

3/16" Hair Pin/ 1/2" Hood Pin

Color	<i>Package #</i>
Gold	R4050
Silver	R4046
Red	R4047
Blue	R4048
Black	R4049



Hood Pin Replacement Parts

Description	<i>Package #</i>
3/16" Hair Pin (W/O Point)	R4052
3/16" Hair Pin (W/ Point)	R4053



R4052



R4053

Note: RPC package includes both "left" and "right" sides

Stainless Steel Universal Hood Lock Set

3/8" Hood Pin Diameter. Does not replace the stock hood latch mechanism

Package #
R4062



Chrome Steel Hood Latch Kit

Fits Camaro 1967-81

Finish	<i>Package #</i>
Chrome	R9473
Black	R9473BK



R9473



R9473BK

Windshield Wiper Kit - Universal Application

12V motor with 110 degree arm swing, auto park & metal drive gearing
Kit contains motor, 11" wiper arm & 10" blade (middle insert type)

	<i>Package #</i>
Full Assembly (Stainless)	R6558
Full Assembly (Black)	R6558BK
Replacement 10" blade	R6057
Replacement 11" arm	R6058



R6558



R6558BK

Chrome Steel Cab Handles

Fits Full and Midsize Trucks
1" x 12" with hardware & gaskets included

Package #
R9700



Zinc Plated Universal Drive Shaft Loop

Hardware included. 0.210" Thick - Steel

Package #
R7120



Steel Tow Hook - 10,000 Lbs Capacity

Finish	<i>Package #</i>
Black	R0100
Chrome	R0101

R0100

R0101



Flywheel Dust Cover

2 3/8" - 2 7/8" starter slot

Finish	Application	<i>Package #</i>
Polished Aluminum	Turbo 350/400	R8607

Package #
R8607



R8607



Chrome Steel	Turbo 350/400	R9588
Black Coated	Turbo 350/400	R9588BK

R9588
R9588BK

Chrome Steel	700R4	R9587
Black Coated	700R4	R9587BK

R9587
R9587BK



R9588

Chrome Steel	1962-up Powerguide	R9417
Black Coated	1962-up Powerguide	R9417BK

R9417
R9417BK



R9417

Chrome Small Turn Signal Light with Amber Lens

Single Filament Bulb (1 3/4" wide x 1 1/8" high x 1 5/8" deep)

Package #
R31-581



Chrome Large Turn Signal Light with Amber Lens

Dual Filament Bulb (2 3/8" wide x 1 3/4" high x 2" deep)

Package #
R31-582



Large Signal Bulb

Replacement bulb for Large Turn Signal Light

Package #
R31-582X



Chrome Extra Large Signal Light with Amber Lens

Universal Mount Amber Lens Chrome Housing - 12 Volt
(2 1/2" wide x 1 7/8" high x 2 1/2" deep)

Package #
R31-583



Super Bright LED Third Brake Light

9 5/8" x 5/8"

Package #
R9975



LED Third Brake Light

Universal Brake Light. Super Bright LED.

Package #
R1600



Tail Light with Red Lens

Fits Ford 1938-39 (2 3/4" x 5 1/2")

Description	<i>Package #</i>
LED with Blue Dot Insert	R9959
LED Kit	R9960
LED Bulb Only (replacement bulb for R9960)	R9960X



R9959



R9960X

Tail Light with Red Lens

Fits Ford 1938-39 (2 3/4" x 5 1/2")

Description	<i>Package #</i>
Plain Lens	R9978
Blue Dot Insert	R9977
LED Kit	R9960
LED Bulb Only (replacement bulb for R9960)	R9960X



R9978



R9977



R9960X

Blue Dot Tail Light Insert

Requires 15/16" hole for installation

Description	<i>Package #</i>
Plastic with Chrome Bezel	R9472 (2 pcs)

Note: RPC package is set of 2



1950 Pontiac Tail Light

Style	<i>Package #</i>
Blue Dot Insert	R8557 (1pc)
Plain Lens	R8558 (1pc)



R8557



R8558

Head lights

- * Uses A Replaceable H4 Bulb (High And Low Beam)
- * High Impact Plastic Housing
- * Crystal Clear Heavy Duty Glass Lens
- * Chrome Plated Reflector
- * 12 Volt Uses Only

5 3/4" Headlight with H4 Bulb Turn Signal

Package#	Tri Bar	Dot Color
R7402	No	N/A
R7403	Yes	Blue



R7402




R7403

5 3/4" Headlight with H4 Bulb Turn Signal

Package#	Tri Bar	Dot Color	Turn Signal Color
R7400	No	N/A	Amber
R7401	Yes	Blue	Amber
R7417	No	N/A	Blue
R7418	No	N/A	Blue



R7400



R7417



R7418

Square Head Light with 20 LEDs - White H4 Bulb

Blue Dot	Package#
Yes	R7424
No	R7425



R7424



R7425

7" Headlight without Turn Signal

Package#	Tri Bar	Dot Color
R7404	No	N/A
R7405	Yes	Blue
R7405BLK	Yes	Black
R7405C	Yes	Clear



R7404




R7405

7" Headlight with Turn Signal Bulb

Package#	Tri Bar	Dot Color	Turn Signal Color
R7406	No	N/A	Amber
R7408	Yes	Blue	Amber



R7406



R7408

7" Headlight with LED Turn Signal

Package#	Tri Bar	Dot Color	Turn Signal Color	Number Of LED
R7416	No	N/A	White	36
R7420	No	N/A	Amber	9
R7421	Yes	Blue	Amber	9



R7416



R7421

7" Round Head light with 36 LEDs - White H4 Bulb

Package #
R7422



Universal Chrome Bullet Style Mirror

Package #
R6601
R6602
R6603



Bullet Mirror with Red Turn Signal

Package #
R6600



6" Off Road Light With Chrome Rim

Style	<i>Package #</i>
Super 4"x4"	R7430
Clear 4"x4"	R7431
Squared Fog 6"x3.50"	R7432
Clear with LED Bulbs	R7433



Chrome License Plate Frame

Description	<i>Package #</i>
Aluminum without Light	R6070
Aluminum with Light	R6071
Chrome Alum - LED 3rd Brake Light	R6270
Chrome Alum - LED 3rd Brake Light	R6271



R6070



R6270



R6071



R6271

Zinc Skulls License Plate Frame

Package #
R6264



Chrome Maltese Cross License Plate Frame

Package #
R6269



Chrome Frame License Plate Replacement Light Only

Package #
R9980X



Stainless Steel 4" Retro Street Rod Mirrors

Sold as set (1 mirror fits driver & 1 mirror fits passenger)

Description	<i>Package #</i>
2 stud mount	R6615



Chrome Steel Peep Mirror with Short Arm

Fits both Driver and Passenger side

Size *Package #*
 3" R6608
 4" R6610



R6610

Chrome Steel 4.5" Mirror with Straight Arm

Fits both Driver and Passenger side

Package #
 R6611



Chrome Steel 4" Peep Mirror with Long Arm

Fits both Driver and Passenger side

Package #
 R6609



Oval Head Stainless Steel Rear View Mirror

Package#	Description
R6622	Oval Head Street Rod Mirror 1933-36 Open Car Style
R6623	1941-52 Pass & Pickup Rear View Mirror S.S.
R6624	1937-48 Convertible Station Wagon Rear View Mirror S.S.
R6625	1940-48 Car Rear View Mirror S.S.
R6626	Oval Street Rod Mirror 1935-36 Cabriolet Style
R6627	Oval Street Rod Mirror 1932-36 Cars & Pickup Style
R6628	Oval Street Rod Mirror 1932 Open Car Style



R6622



R6623



R6624



R6625



R6626



R6627



R6628

"California Classic" Door Mirrors

Hardware and various "wedges" included

Package #
 R6607



"California Classic" Mirrors with "LED Turn Signal"

Package #
 R6606



Chrome Horns

Universal replacements for all classic cars.

Style
 Classic "OOGA" Sound
 Hi-Lo Sound

Package #
 R1010
 R1011



R1010



R1011

Chrome Hi-Lo Dual Car Horn Kit

Package #
R1008



Vacuum Horn Wolf Whistle

Universal Application - 1" wide x 14" long with 4" slot


Package #
R1015



Universal Wide Angle Rear View Mirrors

Panoramic View and Universal fit

Style	Dimensions	<i>Package #</i>
3-Panel	2.5" x 21"	R706
4-Panel	2.75" x 27.38"	R806
5-Panel	2.5" x 35"	R705



Chrome Aluminum Wide Angle Rear View Mirrors

3 & 4 panel panoramic view universal fit.

Style	Dimension	<i>Package #</i>
3-Panel		R703
4-Panel	23.62" x 2"	R704



Receiver Mount Hitch Step - 2"

Package #
R7518



Universal Truck Step

Package #
R7519



Electric Truck Lift Kit

- *12V Universal Application
- *Kit includes the motor, gear box, mounting kit, switch and instructions. .
- *Primary arm is 8-1/2" long
- *Secondary arm is 6" long center to center of pivot point
- *The main body without flange for mounting is 8-1/2" x 9-1/16" x 1-3/4" thick.
- *Overall dimensions with flange, but not including arm, are 10-1/2" x 9-1/16" x 1-3/4" thick.
- *Max working capacity is approximately 61 pounds.
- *Note: Must be used with existing trunk hinges.

Package #
R8740



Chrome Trim Emblems

Style	Package #
"Supercharged"	R6272
"Streetrod"	R6273
"Hotrod"	R6274
"Blown"	R6276
"Cruisin"	R6277
"Turbocharged"	R6278
"Streetmachine"	R6279



Billet Alum Firewall Bulkhead


Color	Port	Shape	Package #
Polished	2 port (1L/1S)		R1003
Blue	2 port (1L/1S)		R1003BLU
Black	2 port (1L/1S)		R1003BK
Red	2 port (1L/1S)		R1003RED
Polished	2 port (1L/1L)		R1004
Blue	2 port (1L/1L)		R1004BLU
Black	2 port (1L/1L)		R1004BK
Red	2 port (1L/1L)		R1004RED
Polished	4 port (3L/1S)	Square	R1005
Blue	4 port (3L/1S)	Square	R1005BLU
Black	4 port (3L/1S)	Square	R1005BK
Red	4 port (3L/1S)	Square	R1005RED
Polished	4 port (3L/1S)	Rectangle	R1007
Blue	4 port (3L/1S)	Rectangle	R1007BLU
Black	4 port (3L/1S)	Rectangle	R1007BK
Red	4 port (3L/1S)	Rectangle	R1007RED



Aluminum Bulk Head Fittings

Allows for custom hose installation through firewall
 Internal O-rings stops leaking problems
 For hose sizes #6, #10 and 5/8" heater

Finish	Package #
Satin	R1001
Polished	R1001POL



Interior Parts

Chrome "Flames" Steel Universal Interior Mirror

Included Day/Night Switch

<i>Style</i>	<i>Package #</i>
Red Flames	R6160
Blue Flames	R6161
Silver Flames	R6162
Black Flames	R6163



Polished Aluminum Universal Interior Mirror

<i>Style</i>	<i>Package #</i>
Flame Design	R6166



Polished Aluminum Universal Interior Mirror - 8 1/4" wide

<i>Finish</i>	<i>Design</i>	<i>Package #</i>
Polished	Ball-milled	R6065
Polished	Maltese Cross	R6164



Chrome Steel Universal Interior Mirror

Includes Day/Night Switch

Package #
R6065X



Aluminum Universal Interior Mirrors

<i>Style</i>	<i>Package #</i>
Flames	R6604
Skulls	R6605
Skulls Flame	R6605X



Chrome Alum Rear View Mirror - Glue-on Style.

<i>Style</i>	<i>Package #</i>
Rectangular 5 1/8" W x 2 1/2"	R6612
Oval 5 1/8" W x 2 1/2"	R6613



Chrome Aluminum 5" Oval Interior Mirror

Screw-on style - 1-3/8" center mounted items

Package #
R6616



Rear View Mirror with Bracket - Screw-in Type

<i>Style</i>	<i>Package #</i>
Rectangular 5" x 2 1/2"	R6617
Oval 5" x 2 1/2"	R6618



Aluminum Rear View Mirrors

Finish	Style	<i>Package #</i>
Chrome	Eagle	R6619
Polished	Eagle	R6619POL
Chrome	Poker Suit	R6620
Polished	Poker Suit	R6620POL
Chrome	Spade	R6621
Polished	Spade	R6621POL



R6619



R6620



R6621

Aluminum Door Lock Knobs

Package #
R6259



Chrome Skull Shift Knob

Style	<i>Package #</i>
	R9313
With LED	R9313X



S9313



S9313X

Skull Door Lock Knobs

Package #
R6275



Dagger Dipstick Handle

Package #
R9314



Headless Door Lock Knobs

Package #
R6265
R6266



R6265



R6266

Plastic Chrome Door Lock Knobs

Package #
R6267
R6268



R6267



R6268

Polished Alum Shift Knobs

Style	<i>Package #</i>
Large Oval Gear Shift	R8414
Dash Knob	R8415
Oval Gear Shift	R8416



R8415



R8414

Chrome Shift Knobs

Package #
R8333
R8334 (Competition style)



R8333



R8334

Billet Aluminum Steering Wheels

*Billet Aluminum CNC Machined.

*14" Diameter, 2" Dish Depth.

*Leather Half Wrap Design, Black Color Included.

*Available in Chrome or Polished.

Style	Finish	Wheel Only	Complete Kit*
Wings	Chrome	R5605	R5605A
	Polished	R5605POL	N/A
T	Chrome	R5606	R5606A
	Polished	R5606POL	N/A
Classic	Chrome	R5607	R5607A
	Polished	R5607POL	N/A
4-Slot	Chrome	R5608	R5608A
	Polished	R5608POL	N/A
3-Slot Classic	Chrome	R5609	R5609A
	Polished	R5609POL	N/A
3-Slot	Chrome	R5610	R5610A
	Polished	R5610POL	N/A
Slash	Chrome	R5611	R5611A
	Polished	R5611POL	N/A
Vintage	Chrome	R5612	R5612A
	Polished	R5612POL	N/A
Revolution	Chrome	R5613	R5613A
	Polished	R5613POL	N/A
Boomerang	Chrome	R5614	R5614A
	Polished	R5614POL	N/A
Orbitor	Chrome	R5615	R5615A
	Polished	R5615POL	N/A
Trinity	Chrome	R5616	R5616A
	Polished	R5616POL	N/A
Carousel	Chrome	R5617	R5617
	Polished	R5617POL	N/A
Flames (Down)	Chrome	R5618	R5618A
	Polished	R5618POL	N/A
Flames (Up)	Chrome	R5619	R5619A
	Polished	R5619POL	N/A
Banjo	Chrome	R5620	R5620A
	Polished	R5620POL	N/A
Angel Wings	Chrome	R5800	N/A
	Polished	Coming Soon	N/A
Ninja	Chrome	R5801	N/A
	Polished	Coming Soon	N/A
Solar	Chrome	R5802	N/A
	Polished	Coming Soon	N/A



R5605A/Wings

R5606A/T



R5607A/Classic

R5608A/4-Slot



R5609A/3-Slot Classic

R5610A/3-Slot



R5611A/Slash

R5612A/Vintage



R5613A/Revo

R5614A/Boomerang



R5615A/Orbitor

R5616A/Trinity



R5617A/Carousel

R5618A/Flames



R5619A/Flames Up

R5620A/Banjo



R5800



R5801



R5802

**R5810~5825-Steering wheel only, Adapter and Horn button sale separately.*

**Complete Kit Includes Column Adapter & Horn Button*

Stainless Steel Banded "Banjo" Steering Wheel Kit

*15" Diameter.

*Full Wrap Style, Black Leather.

*Built-in GM Adapter.

*Aluminum CNC Machined Horn Button with "V8" Logo.

*Application - 1967-94 GM Columns

Package#	Finish	Hand Wrap
R5625	Clear Anodized	Black
R5625GY	Clear Anodized	Grey



1940 Ford Steering Wheel Replica

*15" Diameter.

*Designed to Bolt on to GM Columns

Package#	Application	Style
R5628	1967-94 GM Columns	Plain/No Logo
R5629	1967-94 GM Columns	V8 Logo



Billet Aluminum Steering Wheel 9-hole Adapter

Fits 1967-94 GM Columns & 9-Hole Steering Wheels.

CNC Machined

Package#	Style	Finish
R5602C	Plain	Chrome
R5702	Flames	Chrome



R5602C



R5702

Billet Aluminum Steering Wheel Horn Button

*Fits 1967-94 GM Columns with 9-Hole Adapters

*CNC Machined

*4-5/8" Outside Diameter

Package #	Style	Finish
R5600C	Plain	Chrome
R5601C	Flames	Chrome



R5600C



R5601C

Replacement Steering Wheel Wraps

14" Half Wrap, leather. Available in 6 Different Finishes

Package#	Color
R5621	Beige
R5622	Gray
R5623	Red
R5624	Yellow
R5626	Wood
R5627	Black



R5626



Steering Columns

- *Tilt GM Style Universal Steering Columns.
- *2" Diameter with a 1" DD Shaft.
- *Includes GM 9-Hole Adapter ('69-'94 OEM Style)
- *Billet Aluminum Levers & Accessories.
- *All Pre-Wired with a GM OEM Type Plug.
- *Available in Stainless Steel Chrome or Raw.
- *Available With Key Switch or Without Key Switch.





Columns Without Key Switch

Length	Finish	Column Shift	Floor Shift
28"	Chrome	R5654	R5656
	Black	R5654BK	R5656BK
	Raw	R5655	R5657
30"	Chrome	R5664	R5666
	Black	R5664BK	R5666BK
	Raw	R5665	R5667
32"	Chrome	R5630	R5631
	Black	R5630BK	R5631BK
	Raw	R5634	R5635

Columns With Key Switch

Length	Finish	Column Shift	Floor Shift
28"	Chrome	R5650	R5652
	Black	R5650BK	R5652BK
	Raw	R5651	R5653
30"	Chrome	R5660	R5662
	Black	R5660BK	R5662BK
	Raw	R5661	R5663
32"	Chrome	R5644	R5646
	Black	R5644BK	R5646BK
	Raw	R5645	R5647



Steering Columns Accessories

Billet Aluminum Swivel Floor Mounts

Package #	Size	Finish
R5648	2"	Polished
R5648C	2"	Chrome
R5649	1 3/4"	Polished
R5649C	1 3/4"	Chrome



R5648C

Replacement Steering Column Parts

Package #	Description	Style	Housing
R5669	4-Speed Indicator Lens (Acrylic)	With Key	R5672
R5669X	Acrylic 3 Speed Shift fit R5672	With Key	R5672
R5670	3-Speed Indicator Lens (Acrylic)	Without Key	R5673
R5670X	Acrylic 4 Speed Shift fit R5673	Without Key	R5673



R5669



R5670

R5671	Shifting Arm
R5672	Chrome Indicator Lens Housing Only
R5673	Chrome Indicator Lens Housing Only



R5671



R5672

3/4" Stainless Double D Column Shaft

Size	Package #
36"	R5688
18"	R5689



R5689

Forged Steering U Joints

- *Full Compliment Bearings
- *Forged Vanadium Steel Yokes And U-Joint
- *Needle Bearing U-Joints
- *Lasts Ten Times Longer Than Stock
- *Available In A Chrome & Oxidized Black For Corrosion Resistance

Size	Finish	Single Joint	Double Joint
1" DD x 3/4" Round	Black	R5636	R5637
	Chrome	R5638	R5639
1" DD x 3/4" DD	Black	R5680	R5684
	Chrome	R5680C	R5684C
1"DD X 1" DD	Black	R5681	N/A
	Chrome	R5681C	N/A
3/4" DD x 5/8"-36 Spline	Black	R5682	N/A
	Chrome	R5682C	N/A
3/4" DD x 9/16-26 Round	Black	R5580	R5581
	Chrome	R5580C	R5581C
3/4" DD x 3/4-36 Round	Black	R5582	R5583
	Chrome	R5582C	R5583C
3/4" DD x 3/4-30 Round	Black	R5584	R5585
	Chrome	R5584C	R5585C
3/4" DD x 13/16-36 Round	Black	R5586	R5587
	Chrome	R5586C	R5587C
1" DD x 5/8"-36 Spline	Black	R5683	N/A
	Chrome	R5683C	N/A
3/4" Round x 3/4" Round-No Spline	Black	R5703BK	N/A
	Chrome	R5703	N/A



R5636



R5637



R5638



R5639



R5703BK

Stainless Steel U Joints

- *Full Compliment Bearings
- *Needle Bearing U-Joints
- *Lasts Ten Times Longer Than Stock
- *Available In Polished Finish

Size	Style	Package#
1" DD x 3/4" Round	Single Joint	R5690
	Double Joint	R5697
1" DD x 3/4" DD	Single Joint	R5693
	Double Joint	R5698
1"DD X 1" DD	Single Joint	R5694
	Double Joint	N/A
3/4" DD x 5/8"-36 Spline	Single Joint	R5695
	Double Joint	N/A
1" DD x 5/8"-36 Spline	Single Joint	R5696
	Double Joint	N/A



R5690



R5697

Chrome Billet Aluminum Column Drops

Package #	Size
R5632	2" Hole x 2.5" Drop
R5633X	2" Hole x 3.5" Drop
R5633	2" Hole x 4.5" Drop



R5633X



R5633

Chrome Aluminum Column Drops

For Columns with Key

Package #	Size
R5685	2" Hole x 2.5" Drop
R5686	2" Hole x 4.5" Drop
R5687	2" Hole x 3.5" Drop



R5685



R5686

Replacement - Turn Signal Switch

Fits RPC Steering Columns

Fit	Package#
Auto	R5676
Manual	R5677



R5676



R5677

Ignition Tumbler

Fits RPC Steering Columns

Package#
R5678



Column Switches

Fits RPC Steering Columns

Style	Package #
Neutral Safety Switch	R5679
Auto Ignition Switch	R5691



R5679

Chrome Steel GM Shifter Lever

Fits RPC Steering Columns

Package #
R6061



Chrome Billet Aluminum Chevy/Gm Column Dress-up Kit

Fits RPC Steering Columns

Package #
R6062C



Billet Aluminum Column Dress-up Kit

Includes turn signal, tilt wheel lever and emergency flasher knob

Description	Package #
GM Trucks & Cars	R6062
Early Chevy	R6049



R6062

R6049

Alum Chevy/GM Column Dress-up Kit - Smooth

Style	Package #
Late	R6066
Early	R6067



R6066

R6067

Billet Aluminum Column Shifter Lever

Description	Package #
GM Cars 1967-94	R6063
GM Cars 1995- up	R6063X



R6063

R6063X

Rubber Shifter Boot with Chrome Plate

Style	Size	Package #
Small	5 5/8" x 6 3/4"	R9630
Large	7 3/4" x 8 3/4"	R9631



R9630



R9631

Polished Aluminum Dash Knobs

Length	Hole Size	Package #
1 3/16"	3/16"	R8400POL
1 3/16"	1/4"	R8401POL
1 3/16"	3/16"	R8404
1 9/16"	3/16"	R8402
1 9/16"	1/4"	R8403



R8400POL



R8402

Chrome Steel Piston Style Shift Knob

Includes set screw & allen wrench

Package #
R9312



Brake Pad with Rubber Inserts


Finish	Design	Package #
Polished Alum	Rectangular (for automatic transmission)	R8500POL
Polished Alum	Rectangular (for manual transmission)	R8501POL
Polished Alum	Round	R8507
Chrome Steel	Round	R8502



R8500POL



R8501POL



R8502

Gas Pedal with Rubber Inserts

Finish	Package #
Polished Alum Pad / Steel Arm (for automatic transmission)	R8600POL
Polished Alum Pad / Steel Arm Polished Alum Pad & Arm (for manual transmission)	R8601POL R8601X
Polished Aluminum	R8506
Polished Aluminum Chrome Aluminum (floor mount style)	R8503 R8504
Chrome Steel - Barefoot	R8520



R8506



R8504

Billet Aluminum Dimmer Pads

Finish	Design	Package #
Polished Alum	Rubber Inserts	R8514
Natural	Rubber Inserts	R8515
Black	Rubber Inserts	R8515BK
Chrome	Rubber Inserts	R8515C
Chrome Steel	Barefoot	R8521



R8514



R8515



R8521

Brake Pad Pedal - Aluminum

Size *Package#*
 4" x 2 1/2" **R8524**



Billet Aluminum Brake Pad w/ Rubber Insert

Size	Finish	<i>Package #</i>
3.50" X 1.75"	Natural	R8525
3.50" X 1.75"	Black	R8525BK
3.50" X 1.75"	Chrome	R8525C
3.75" X 2.75"	Natural	R8526
3.75" X 2.75"	Black	R8526BK
3.75" X 2.75"	Chrome	R8526C



R8525

R8526

Billet Aluminum Gas Pedal with Rubber Inserts

Finish	<i>Package #</i>
Natural	R8508
Natural	R8509
Black	R8509BK



R8508



R8509

Billet Aluminum Throttle Pedal Pad with Rubber Inserts

Finish	<i>Package #</i>
Natural	R8604
Black	R8604BK
Chrome	R8604C



R8604

Gas Pedals

Style	<i>Package#</i>
Chrome Alum Pad	R8522C
Polished Alum Pad	R8522POL
Chrome Alum Pad	R8523C
Polished Alum Pad	R8523POL



R8522C



R8523C

Firewall Mount Throttle Pedal

Finish	<i>Package #</i>
Chrome Steel	R9507
Polished Aluminum	R9507X



R9507



R9507X

Chrome Aluminum Door Handles

Size	Finish	<i>Package #</i>
3"	Chrome	R8407
3"	Black	R8407BK
4 1/4"	Chrome	R8406
4 1/4"	Black	R8406BK



R8406



R8407

Chrome Aluminum Window Handles

Size	Finish	Package #
3"	Chrome	R8409
3"	Black	R8409BK
4 1/4"	Chrome	R8408
4 1/4"	Black	R8408BK



Aluminum Window Handles

Style	Package #
Black	R8413
Anodized	R8417
Anodized	R8418
Anodized	R8419
Anodized	R8420



Power Window Kit

- * 2 Door Kit
- * Works for all flat glass windows
- * Straight up and down travel only
- * 6"-24" Glass height

Package#
R8399



Shaved Door Kit

- * 2 Door Kit
- * 40 lbs Selenoid Rating
- * Complete kit with remote transmitters, wiring and most hardware.
- * Note: Some extra hardware may be required to install, depending on configuration.

Package #
R8742



R8742

CNC Alum Chevy Truck Glove Box Cover

Year	Package #
1964-66	R5776
1967-72	R5781



R5776



R5781

Gaskets

Gasket Set for R2025

Fits 2 BBL carb to 1BBL manifold

Package #
R2025G



Holley 2 BBL Open Center Gasket

Fits

Package #
R2032



Trans Pan Gaskets

Fits
Chrysler 727 Mopar
Chevy 700R-4

Package #
R7598G
R7599G

400 Turbo
350 Turbo

R9121G
R9122G

Chevy Power Glide
Ford C-6
Ford C-4

R9124G
R9125G
R9531G



Heavy Duty Engine Rebuild Gasket Kit


Model
SB Chevy Early 350
Chevy 400 Engine 1970-79
BB Chevy 454 Engine
SB Ford 289 Engine
SB Chevy Late 350 Engine

Package #
R2600
R2602
R2662
R2663
R2664




Chevy 400 1970-79 Engine Gasket Kit Set

Package #
R2602



Ford 302 1983-91 Engine Gasket Kit Set

Package #
R2665



SB Chevy Alum Oil Pan Gasket

Finish	Model	Package
Blue	75-79 Chevy	R7489
Black	75-79 Chevy	R7489BK
Blue	80-84 Passenger Side	R7496
Black	80-84 Passenger Side	R7496BK
Blue	85-UP Late Model	R7497
Black	85-UP Late Model	R7497BK
Blue	64-73 SB Ford	R7498
Black	64-73 SB Ford	R7498BK
Blue	55-74 Chevy	R7499
Black	55-74 Chevy	R7499BK




R7489BK

Valve Cover Gaskets

Fits 1955-86 SB Chevy V8, 283, 305, 327, 350
Sold in pairs

Style	Thickness	Package #
Cork with Steel Core	5/16" Thick	R7483
Cork without Steel Core	5/16" Thick	R7483X
Black NBR Rubber with Steel Core	3/16" Thick	R7484
Blue NBR Rubber with Steel Core	3/16" Thick	R7484X




R7484X

R7483X

Valve Cover Gaskets

Fits 1987-up SB Chevy 5.0-5.7L 305, 350
Sold in pairs

Style	Thickness	Package #
Cork without Steel Core	3/16" Thick	R7487
Black Rubber w/o Steel Core	3/16" Thick	R7488




R7488

Valve Cover Gaskets

Fits 1965-85 BB Chevy V8 396, 427, 454, 502
Sold in pairs

Style	Thickness	Package #
Black NBR Rubber with Steel Core	3/16" Thick	R7485
Cork	3/16" Thick	R7485C
Blue NBR Rubber with Steel Core	3/16" Thick	R7485X




R7485X

Valve Cover Gaskets

Fits SB Ford V8 260-289-302-351W
Sold in pairs

Style	Thickness	Package #
Black Rubber with Steel Core	3/16" Thick	R7486
Cork	3/16" Thick	R7486C



Valve Cover Gaskets

Fits Pontiac 1959-79 326-455 Valve Cover Gasket - Cork
(Package of 2)

Style	Thickness	Package #
Cork without Steel Core	1/8" Thick	R7482
Rubber Steel	3/16" Thick	R7482X



Brake Parts & Accessories

GM Master Cylinders

Features

*Available: Smooth Top;Ball Milled Top;Finned Top;Raised Top;Dual Bail Cap, Double Barrel

*Disc/Drum Or Drum/Drum Applications

*Available With 4 Port Or 2 Port

*Port Sizes: 9/16", 1/2" & 3/8"

*Bore Size: 1-1/8" & 1"

*Available With Bleeder Valves

*Dual Reservoir *Shallow Pocket *Slimline Design

*Offered In Cast Iron, And Aluminum

*Can Be Used For Both Power & Manual Brakes

*If Running Drum/Drum You Will Need A Metering Valve (PVM)

Application:

1967-76 Corvette W/O Power Brakes 1" Bore

1967-76 Corvette W/ Power Brakes 1 1/8" Bore

1969 Camaro 4 Wheel Disc Brakes W/Power Brakes 1 1/8" Bore

1968-72 Chevelle W/Front Disc W/Power Brakes

Package#	Finish	Bore Size	Style	Port Size	Bleeder Valve
R3500	Chrome Aluminum	1"	Smooth Top	4 Port- 9/16"& 1/2"	No
R3501	Chrome Aluminum	1 1/8"	Smooth Top	4 Port- 9/16"& 1/2"	No
R3502	Raw Aluminum	1"	Smooth Top	4 Port- 9/16"& 1/2"	No
R3503	Raw Aluminum	1 1/8"	Smooth Top	4 Port- 9/16"& 1/2"	No
R3504	Chrome Aluminum	1"	Smooth Top	4 Port - 3/8"	No
R3505	Chrome Aluminum	1 1/8"	Smooth Top	4 Port - 3/8"	No
R3507	Chrome Aluminum	1"	Ball Milled Top	4 Port - 3/8"	No
R3508	Chrome Aluminum	1 1/8"	Ball Milled Top	4 Port - 3/8"	No
R3509	Chrome Aluminum	1 1/8"	Finned Top	4 Port - 9/16" & 1/2"	No
R3510	Chrome Aluminum	1"	Finned Top	4 Port - 9/16" & 1/2"	No
R3516	Chrome Aluminum	1"	Raised Top	4 Port - 9/16" & 1/2"	No
R3905	Chrome Aluminum	1 1/8"	Dual Bail Cap	4 Port - 9/16" & 1/2"	No
R3511	Chrome Aluminum	1"	Dual Bail Cap	4 Port - 9/16" & 1/2"	No
R3515	Chrome Aluminum	1"	Double Barrel Top	4 Port - 9/16" & 1/2"	No
R3804	Chrome Cast	1 1/8"	Dual Bail Cap	4 Port - 9/16" & 1/2"	No
R3805	Chrome Cast	1"	Dual Bail Cap	4 Port - 9/16" & 1/2"	No
R3806	Natural Cast	1"	Dual Bail Cap	4Port - 9/16" & 1/2"	No
R3807	Natural Cast	1 1/8"	Dual Bail Cap	4 Port - 9/16" & 1/2"	No
R3808	Natural Cast	1"	Dual Bail Cap	4 Port- 9/16" & 1/2"	No
R3809	Natural Cast	1 1/8"	Dual Bail Cap	4 Port- 9/16" & 1/2"	Yes
R3810	Natural Cast	1"	Dual Bail Cap	2 Port - 9/16" & 1/2"	Yes
R3811	Natural Cast	1 1/8"	Dual Bail Cap	2 Port - 9/16" & 1/2"	Yes
R3517	Natural Cast	1 1/8"	Dual Bail Cap	4 Port - 3/8"	No
R3518	Natural Cast	1"	Dual Bail Cap	4 Port - 3/8"	No



R3500



R3502



R3504



R3905



R3509



R3804



R3810



R3808



R3517



R3515

Ford Mustang Master Cylinders

Year	Style	Package #
1967-72	1" Bore 3/8" Ports - 2 ports with Disc	R3528
1967-72	1" Bore 1/2" & 3/8" Ports - 2 ports with Disc	R3530
1967-70	1" Bore 9/16" & 1/2" Ports - 2 ports with Drum	R3531



Alum Corvette OEM Style Master Cylinders

1" Bore 3/8" Ports - Two ports only

Finish	Package #
Natural	R3533
Chrome	R3533C



Brake Master Cylinders

Fits 1978-1989 Chrysler
1 1/16" Bore 9/16" and 1/2" Outlets

Finish	Package #
Aluminum	R3789
Cast Iron	R3790



Master Cylinders

Package#	Description
R3519	1950-60 Mopar Single Well Master Cylinder
R3520	Cast Iron GM 1955-64 Master Cylinder 1" Bore 7/16-24 Port Drum/Drum
R3521	1970-80 GM Cast Iron Master Cylinder 1 1/4" Bore 9 1/16-24 & 1/2-18 Port On Left Side
R3523	1976-79 Ford Cast Iron Master Cylinder 1" Bore 9 1/16-24 & 1/2-18 Ports On Right Side
R3525	1973-78 Ford Cast Iron Master Cylinder 1 1/8" Bore 9 1/16-24 & 1/2-18 Ports On Left Side 4-Bolt



Chromed Aluminum Double Circle Master Cylinder Cap Only

Fits most GM applications.

Package #
R3800



Chromed Aluminum Raised Top Master Cylinder Cap Only

Fits most GM applications.

Package #
R3801



Aluminum Smooth Top Master Cylinder Cap Only

Fits most GM applications.

Package #
R3802




High Volume Master Cylinders

Features:

- *Available in plain steel and aluminum
- *Designed to have a high fluid capacity
- *Total capacity of 8.2 ounces
- *Has a 1 7/16 of piston travel.
- *Steel lids
- *NPT outlet 1/8-27
- *Single outlet
- *Available bore sizes 3/4", 7/8", 1"

Package#	Bore Size	Finish
R3791	3/4"	Steel
R3792	1"	Steel
R3793	7/8"	Steel
R3797	1"	Aluminum
R3798	3/4"	Aluminum
R3799	7/8"	Aluminum



High Volume Master Cylinders

Features:

- *Lightweight compact design
- *Plastic screw on filter cap.
- *1.4 ounce reservoir
- *Available bore sizes 5/8", 7/8", 3/4"
- *5/16-24 thread
- *3/8-24 thread

Package#	Bore Size	Finish
R3794	7/8"	Aluminum
R3795	3/4"	Aluminum
R3796	5/8"	Aluminum



Brake Boosters

Feature:

- * Compact Brake Boosters Mount Under Floor Or On Firewall Of Almost Any Vehicle.
- * Available In 8" Or 7" O.D
- * Available In Zinc, Chrome, Stainless Steel
- * 8" & 7" Dual Brake Booster Is 5 1/8" Main Body Length
- * 8" & 7" Single Diaphragm Booster
- * Rod Length: 4"
- * Firewall Mounting Studs Are 3/4" Long Coarse Thread
- * Master Cylinder Studs: 1 1/8" Long
- * Center To Center Is 3 3/8"
- * Bolt Hole Pattern 3.375" X 3.375"

Package#	Style	Finish	Material
R3700	7" Single	Chrome	Steel
R3701	7" Single	Zinc	Steel
R3702	8" Single	Chrome	Steel
R3703	8" Single	Zinc	Steel
R3710	7" Dual	Chrome	Stainless Steel
R3711	8" Dual	Chrome	Stainless Steel
R3907	7" Dual	Chrome	Steel
R3907X	7" Dual	Zinc	Steel
R3908	8" Dual	Chrome	Steel
R3908X	8" Dual	Zinc	Steel



1967-70 Ford Mustang Boosters

Feature:

- * 9" Single Diaphragm
- * New Boosters
- * Available In Chrome, Black, & Zinc
- * Boosters Have Correct Pedal Rod Set Up
- * No Modification To The Firewall Or Brake Pedal Is Necessary

Package#	Finish
R3704	Chrome
R3704P	Black
R3704Z	Zinc



Delco Brake Boosters

Feature:

- * Available 9" Or 11" Single Diaphragm
- * Available In Zinc & Chrome
- * 9" Booster Exact Copy Except No Delco Moraine Stamp
- * 11" Booster Fits 1967-72 Gm A-Body, F-Body
- * 9" Booster Fits 1964-67 Chevy Nova
- * Boosters Can Be Used For 4 Wheel Drum Or 4 Wheel Disc Applications

Package#	Finish	Size
R3706	Chrome	9"
R3707	Zinc	9"
R3708	Chrome	11"
R3709	Zinc	11"



R3707



R3709

Bracket for Power Brake Booster

Fits 7" and 8" chrome brake booster

Finish	Style	Package #
Chrome	Horizontal	R3918
Zinc	Horizontal	R3918Z



Billet Aluminum Brake Booster Vacuum Valve

Finish	Package #
Satin	R6106
Polished	R6106POL



Vacuum System Reservoir Tank

with Check Valve/Hardware (Hardware Included)

Finish	Package #
Steel Black	R9970
Steel Chrome	R9971
Alum Chrome	R9772
Alum Polished	R9773
Alum Black	R9772BK



R9970



R9971



R9772

7" Single Diaphragm Booster & Master Cylinder Kit

Features

- *Universal 1955-70 Chevy Car
- *Disc/Drum or Drum/drum Applications
- *GM Master Cylinder
- *4-port 9/16" & 1/2" *Bore Size: Optional 1" or 1 1/8"
- *Dual Reservoir *Deep Pocket
- *Can be Used for Both Power & Manual Brakes
- *If Running Drum/Drum You Will Need a Metering Valve (PVM)



Package#	Booster	Booster Finish	M. Cyl. Style	M. Cyl. Bore Size	M. Cyl. Port Size	M. Cyl. Finish	Prop. Valve
R3540-1C	7" Dual	Chrome	Dual Bail Cap	1 1/8"	4 Port - 9/16" & 1/2"	Aluminum	Disc/Drum
R3540-2C	7" Dual	Chrome	Smooth Top	1"	4 Port - 9/16" & 1/2"	Aluminum	Disc/Drum
R3540-3C	7" Dual	Chrome	Finned Top	1"	4 Port - 9/16" & 1/2"	Aluminum	Disc/Drum
R3540-4C	7" Dual	Chrome	Dual Bail Cap	1 1/8"	4 Port - 9/16" & 1/2"	Chrome Cast	Disc/Drum
R3540-5C	7" Dual	Chrome	Double Barrel Top	1"	4 Port - 9/16" & 1/2"	Aluminum	Disc/Drum
R3540-6C	7" Dual	Chrome	Raised Top	1"	4 Port - 9/16" & 1/2"	Aluminum	Disc/Drum
R3548-1C	7" Dual	Chrome	Dual Bail Cap	1 1/8"	4 Port - 9/16" & 1/2"	Aluminum	Disc/Disc
R3548-2C	7" Dual	Chrome	Smooth Top	1"	4 Port - 9/16" & 1/2"	Aluminum	Disc/Disc
R3548-3C	7" Dual	Chrome	Finned Top	1"	4 Port - 9/16" & 1/2"	Aluminum	Disc/Disc
R3548-4C	7" Dual	Chrome	Dual Bail Cap	1 1/8"	4 Port - 9/16" & 1/2"	Chrome Cast	Disc/Disc
R3548-5C	7" Dual	Chrome	Double Barrel Top	1"	4 Port - 9/16" & 1/2"	Aluminum	Disc/Disc
R3548-6C	7" Dual	Chrome	Raised Top	1"	4 Port - 9/16" & 1/2"	Aluminum	Disc/Disc

Package#	Booster	Booster Finish	M. Cyl. Style	M. Cyl. Bore Size	M. Cyl. Port Size	M. Cyl. Finish	Prop. Valve
R3541-1C	8" Dual	Chrome	Dual Bail Cap	1 1/8"	4 Port - 9/16" & 1/2"	Aluminum	Disc/Drum
R3541-2C	8" Dual	Chrome	Smooth Top	1"	4 Port - 9/16" & 1/2"	Aluminum	Disc/Drum
R3541-3C	8" Dual	Chrome	Finned Top	1"	4 Port - 9/16" & 1/2"	Aluminum	Disc/Drum
R3541-4C	8" Dual	Chrome	Dual Bail Cap	1 1/8"	4 Port - 9/16" & 1/2"	Chrome Cast	Disc/Drum
R3541-5C	8" Dual	Chrome	Double Barrel Top	1"	4 Port - 9/16" & 1/2"	Aluminum	Disc/Drum
R3541-6C	8" Dual	Chrome	Raised Top	1"	4 Port - 9/16" & 1/2"	Aluminum	Disc/Drum
R3549-1C	8" Dual	Chrome	Dual Bail Cap	1 1/8"	4 Port - 9/16" & 1/2"	Aluminum	Disc/Disc
R3549-2C	8" Dual	Chrome	Smooth Top	1"	4 Port - 9/16" & 1/2"	Aluminum	Disc/Disc
R3549-3C	8" Dual	Chrome	Finned Top	1"	4 Port - 9/16" & 1/2"	Aluminum	Disc/Disc
R3549-4C	8" Dual	Chrome	Dual Bail Cap	1 1/8"	4 Port - 9/16" & 1/2"	Chrome Cast	Disc/Disc
R3549-5C	8" Dual	Chrome	Double Barrel Top	1"	4 Port - 9/16" & 1/2"	Aluminum	Disc/Disc
R3549-6C	8" Dual	Chrome	Raised Top	1"	4 Port - 9/16" & 1/2"	Aluminum	Disc/Disc

Package#	Booster	Booster Finish	M. Cyl. Style	M. Cyl. Bore Size	M. Cyl. Port Size	M. Cyl. Finish	Prop. Valve
R3542-1C	7" Single	Chrome	Dual Bail Cap	1 1/8"	4 Port - 9/16" & 1/2"	Aluminum	Disc/Drum
R3542-2C	7" Single	Chrome	Smooth Top	1"	4 Port - 9/16" & 1/2"	Aluminum	Disc/Drum
R3542-3C	7" Single	Chrome	Finned Top	1"	4 Port - 9/16" & 1/2"	Aluminum	Disc/Drum
R3542-4C	7" Single	Chrome	Dual Bail Cap	1 1/8"	4 Port - 9/16" & 1/2"	Chrome Cast	Disc/Drum
R3542-5C	7" Single	Chrome	Double Barrel Top	1"	4 Port - 9/16" & 1/2"	Aluminum	Disc/Drum
R3542-6C	7" Single	Chrome	Raised Top	1"	4 Port - 9/16" & 1/2"	Aluminum	Disc/Drum
R3550-1C	7" Single	Chrome	Dual Bail Cap	1 1/8"	4 Port - 9/16" & 1/2"	Aluminum	Disc/Disc
R3550-2C	7" Single	Chrome	Smooth Top	1"	4 Port - 9/16" & 1/2"	Aluminum	Disc/Disc
R3550-3C	7" Single	Chrome	Finned Top	1"	4 Port - 9/16" & 1/2"	Aluminum	Disc/Disc
R3550-4C	7" Single	Chrome	Dual Bail Cap	1 1/8"	4 Port - 9/16" & 1/2"	Chrome Cast	Disc/Disc
R3550-5C	7" Single	Chrome	Double Barrel Top	1"	4 Port - 9/16" & 1/2"	Aluminum	Disc/Disc
R3550-6C	7" Single	Chrome	Raised Top	1"	4 Port - 9/16" & 1/2"	Aluminum	Disc/Disc

Package#	Booster	Booster Finish	M. Cyl. Style	M. Cyl. Bore Size	M. Cyl. Port Size	M. Cyl. Finish	Prop. Valve
R3543-1C	8" Single	Chrome	Dual Bail Cap	1 1/8"	4 Port - 9/16" & 1/2"	Aluminum	Disc/Drum
R3543-2C	8" Single	Chrome	Smooth Top	1"	4 Port - 9/16" & 1/2"	Aluminum	Disc/Drum
R3543-3C	8" Single	Chrome	Finned Top	1"	4 Port - 9/16" & 1/2"	Aluminum	Disc/Drum
R3543-4C	8" Single	Chrome	Dual Bail Cap	1 1/8"	4 Port - 9/16" & 1/2"	Chrome Cast	Disc/Drum
R3543-5C	8" Single	Chrome	Double Barrel Top	1"	4 Port - 9/16" & 1/2"	Aluminum	Disc/Drum
R3543-6C	8" Single	Chrome	Raised Top	1"	4 Port - 9/16" & 1/2"	Aluminum	Disc/Drum
R3551-1C	8" Single	Chrome	Dual Bail Cap	1 1/8"	4 Port - 9/16" & 1/2"	Aluminum	Disc/Disc
R3551-2C	8" Single	Chrome	Smooth Top	1"	4 Port - 9/16" & 1/2"	Aluminum	Disc/Disc
R3551-3C	8" Single	Chrome	Finned Top	1"	4 Port - 9/16" & 1/2"	Aluminum	Disc/Disc
R3551-4C	8" Single	Chrome	Dual Bail Cap	1 1/8"	4 Port - 9/16" & 1/2"	Chrome Cast	Disc/Disc
R3551-5C	8" Single	Chrome	Double Barrel Top	1"	4 Port - 9/16" & 1/2"	Aluminum	Disc/Disc
R3551-6C	8" Single	Chrome	Raised Top	1"	4 Port - 9/16" & 1/2"	Aluminum	Disc/Disc



R3544-1C



R3545-3C



R3546-1Z



R3547-0Z

Package#	Booster	Booster Finish	M. Cyl. Style	M. Cyl. Bore Size	M. Cyl. Port Size	M. Cyl. Finish	Prop. Valve
R3544-1C	9" Single	Chrome	Dual Bail Cap	1 1/8"	4 Port - 9/16" & 1/2"	Aluminum	Disc/Drum
R3544-2C	9" Single	Chrome	Smooth Top	1"	4 Port - 9/16" & 1/2"	Aluminum	Disc/Drum
R3544-3C	9" Single	Chrome	Finned Top	1"	4 Port - 9/16" & 1/2"	Aluminum	Disc/Drum
R3544-4C	9" Single	Chrome	Dual Bail Cap	1 1/8"	4 Port - 9/16" & 1/2"	Chrome Cast	Disc/Drum
R3544-5C	9" Single	Chrome	Double Barrel Top	1"	4 Port - 9/16" & 1/2"	Aluminum	Disc/Drum
R3544-6C	9" Single	Chrome	Raised Top	1"	4 Port - 9/16" & 1/2"	Aluminum	Disc/Drum
R3552-1C	9" Single	Chrome	Dual Bail Cap	1 1/8"	4 Port - 9/16" & 1/2"	Aluminum	Disc/Disc
R3552-2C	9" Single	Chrome	Smooth Top	1"	4 Port - 9/16" & 1/2"	Aluminum	Disc/Disc
R3552-3C	9" Single	Chrome	Finned Top	1"	4 Port - 9/16" & 1/2"	Aluminum	Disc/Disc
R3552-4C	9" Single	Chrome	Dual Bail Cap	1 1/8"	4 Port - 9/16" & 1/2"	Chrome Cast	Disc/Disc
R3552-5C	9" Single	Chrome	Double Barrel Top	1"	4 Port - 9/16" & 1/2"	Aluminum	Disc/Disc
R3552-6C	9" Single	Chrome	Raised Top	1"	4 Port - 9/16" & 1/2"	Aluminum	Disc/Disc

Package#	Booster	Booster Finish	M. Cyl. Style	M. Cyl. Bore Size	M. Cyl. Port Size	M. Cyl. Finish	Prop. Valve
R3545-1C	11" Single	Chrome	Dual Bail Cap	1 1/8"	4 Port - 9/16" & 1/2"	Aluminum	Disc/Drum
R3545-2C	11" Single	Chrome	Smooth Top	1"	4 Port - 9/16" & 1/2"	Aluminum	Disc/Drum
R3545-3C	11" Single	Chrome	Finned Top	1"	4 Port - 9/16" & 1/2"	Aluminum	Disc/Drum
R3545-4C	11" Single	Chrome	Dual Bail Cap	1 1/8"	4 Port - 9/16" & 1/2"	Chrome Cast	Disc/Drum
R3545-5C	11" Single	Chrome	Double Barrel Top	1"	4 Port - 9/16" & 1/2"	Aluminum	Disc/Drum
R3545-6C	11" Single	Chrome	Raised Top	1"	4 Port - 9/16" & 1/2"	Aluminum	Disc/Drum
R3553-1C	11" Single	Chrome	Dual Bail Cap	1 1/8"	4 Port - 9/16" & 1/2"	Aluminum	Disc/Disc
R3553-2C	11" Single	Chrome	Smooth Top	1"	4 Port - 9/16" & 1/2"	Aluminum	Disc/Disc
R3553-3C	11" Single	Chrome	Finned Top	1"	4 Port - 9/16" & 1/2"	Aluminum	Disc/Disc
R3553-4C	11" Single	Chrome	Dual Bail Cap	1 1/8"	4 Port - 9/16" & 1/2"	Chrome Cast	Disc/Disc
R3553-5C	11" Single	Chrome	Double Barrel Top	1"	4 Port - 9/16" & 1/2"	Aluminum	Disc/Disc
R3553-6C	11" Single	Chrome	Raised Top	1"	4 Port - 9/16" & 1/2"	Aluminum	Disc/Disc

Package#	Booster	Booster Finish	M. Cyl. Style	M. Cyl. Bore Size	M. Cyl. Port Size	M. Cyl. Finish	Prop. Valve
R3546-1Z	7" Dual	Zinc	Smooth Top	1"	4 Port - 9/16" & 1/2"	Aluminum	Disc/Disc
R3546-2Z	7" Dual	Zinc	Dual Bail Cap	1"	4 Port - 9/16" & 1/2"	Natural Cast	Disc/Disc
R3546-3Z	7" Dual	Zinc	Dual Bail Cap	1"	4 Port - 9/16" & 1/2"	Natural Cast	Disc/Disc
R3546-4Z	7" Dual	Zinc	Dual Bail Cap	1"	4 Port - 9/16" & 1/2"	Natural Cast	Disc/Disc
R3554-1Z	7" Dual	Zinc	Smooth Top	1"	4 Port - 9/16" & 1/2"	Aluminum	Disc/Drum
R3554-2Z	7" Dual	Zinc	Dual Bail Cap	1"	4 Port - 9/16" & 1/2"	Natural Cast	Disc/Drum
R3554-3Z	7" Dual	Zinc	Dual Bail Cap	1"	4 Port - 9/16" & 1/2"	Natural Cast	Disc/Drum
R3554-4Z	7" Dual	Zinc	Dual Bail Cap	1"	4 Port - 9/16" & 1/2"	Natural Cast	Disc/Drum

Package#	Booster	Booster Finish	M. Cyl. Style	M. Cyl. Bore Size	M. Cyl. Port Size	M. Cyl. Finish	Prop. Valve
R3547-1Z	8" Dual	Zinc	Smooth Top	1"	4 Port - 9/16" & 1/2"	Aluminum	Disc/Disc
R3547-2Z	8" Dual	Zinc	Dual Bail Cap	1"	4 Port - 9/16" & 1/2"	Natural Cast	Disc/Disc
R3547-3Z	8" Dual	Zinc	Dual Bail Cap	1"	4 Port - 9/16" & 1/2"	Natural Cast	Disc/Disc
R3547-4Z	8" Dual	Zinc	Dual Bail Cap	1"	4 Port - 9/16" & 1/2"	Natural Cast	Disc/Disc
R3555-1Z	8" Dual	Zinc	Smooth Top	1"	4 Port - 9/16" & 1/2"	Aluminum	Disc/Drum
R3555-2Z	8" Dual	Zinc	Dual Bail Cap	1"	4 Port - 9/16" & 1/2"	Natural Cast	Disc/Drum
R3555-3Z	8" Dual	Zinc	Dual Bail Cap	1"	4 Port - 9/16" & 1/2"	Natural Cast	Disc/Drum
R3555-4Z	8" Dual	Zinc	Dual Bail Cap	1"	4 Port - 9/16" & 1/2"	Natural Cast	Disc/Drum

GM Metric Calipers

Feature:

- *Mounting Pin To Mounting Pin Is 5.5"
- *Sold As Pairs *Completely Loaded
- *Uses A Fmsi Brake Pad Number 154
- *Banjo And Bleeder Are 10Mm -1.50
- *Caliper Bore Size Is 2.38"
- *Lighter Than Stock
- *Can Be Used With Brake Hoses From Pre-1978 Gm Intermediate Cars
- *Equipped With Hardware, Clips, Slid Pins, Banjo Bolts, Washers And Bleeder Screws
- *Application: 1978-Up Gm Mid-Size Cars



Package
R9880

Rear Emergency GM Metric Calipers

Feature:

- *Accepts Either GM Or Aftermarket Type Brake Cables.
- *Inlets Are Tapped To Accept 10Mm - 1.5 Banjo Fittings
- *Bleeder Hole Is 10Mm X 1.5
- *Mount Bolt Spacing Is 5.45"
- *Application: 1979-85 Cadillac Seville
- *Equipped With Hardware, Clips, Slid Pins, Banjo Bolts, Washers And Bleeder Screws



Package
R9881

GM Metric Calipers Oem Style

Feature:

- *Available With A 7/16" & 10Mm Oil Hole
- *Piston Bore Size 75mm
- *Fmsi Brake Pad Number 52
- *7/16-20 Caliper: 3/8-24 Bleeder
- *10X1.50Mm Caliper: 10X1.50Mm Bleeder
- *Front Mounting Location



R9882

R9883

Package
R9883

7/16-20 Caliper:

Chevy: 1973-76 El Camino, Chevelle, Concourse, Laguna, Malibu, Monte Carlo; 1970-76 Camaro, 1975-76 Nova.

Olds: 1973-76 Cutlass, 1975-76 Omega.

Pontiac: 1970-76 Firebird, Formula, Trans Am, 1973-76 Grand Prix, Lemans, 1973-75 Grand Am.

Cadillac: 1976 Seville.

Package
R9882

10X1.50Mm Caliper:

Chevy: 1978-81 Camaro, 1977-79 Nova.

Cadillac: 1978-79 Seville, 1978-89 Fleetwood (Rwd), 1978-84 Deville, Deville D'Elegance, Deville Concourse.

Olds: 1978-79 Omega, 1978-90 Delta 88, Custom Cruiser, Lss, Regency, Royale.

Pontiac: 1978-81 Firebird, Trans Am, 1977-81 Bonneville, Catalina.

Aluminum Brake Caliper With Brake Pads

Finish	<i>Package #</i>
Polished	R9884
Chrome	R9885
Polished	R9886
Chrome	R9887



R9884

R9886

GM Aluminum Calipers

Feature:

- *Available In Single Or Dual Piston **Application:**1964-95 Mid & Full Size / 1971-87 Gm Trucks
- *Upgrade From Stock Gm Calipers Found On 1969-95 Gm Cars & Trucks
- *Bleeder Hole: 3/8"- 24
- *Port: 7/16-20
- *Fmsi Brake Pad Number 52

Package#	Style	Finish	Style
R9888	Dual	Polished	Smooth
R9889	Dual	Chrome	Smooth
R9890	Single	Polished	Smooth
R9891	Single	Satin	Smooth
R9892	Dual	Polished	Finned
R9893	Dual	Chrome	Finned



Alum Rear Two Piece Caliper with E-Brake

Package #
R9894



Chevy/GMC Pick Up Caliper

Features

- *New Calipers
- *Fully Loaded With Hardware, Guide Pins, & Brake Pads
- *Caliper Bore Size: 75Mm *Bleeder Size: 3/8-24 *Port Size: 7/16-20
- *Uses A Fmsi Brake Pad Number 52
- *Sold As Pairs
- *Fits 1971-1978 Chevrolet Pick Series C-1500 (C-10) , C-2500 (C-20) , C-3500 (C-30)

Package #
R9895



Big Bore Metric Caliper GM Caliper Universal Mounting

Features

- *Mounting Pin To Mounting Pin Is 5.5"
- *Completely Loaded
- *Uses A Fmsi Brake Pad Number 154
- *Banjo And Bleeder Are 10Mm -1.50
- *Caliper Bore Size Is 2 3/4" *Lighter Than Stock
- *20% Increase Stopping Power Over Stock Application
- *Bleed Screw And Banjo Fitting Can Be Installed Into Either Position.
- *Calipers Are Considered An Upgrade From The Standard 1978-88 Chevy S-10 Pick Up Application
- *Equipped With Hardware, Clips, Slid Pins, Banjo Bolts, Washers And Bleeder Screws

Package #
R9896




GM Caliper FitS 1962-67 Nova

Package #
R9897



GM Caliper
Fits 1971-78 Chevy C-1500



Package #
R9898

Tri 5" Drum Brake Bracket - Left/Right



Package #
R9870

Chevy/GMC Pick Up Caliper

Features

- *Works Well With Bolt-On Steering Arms.
- *Easily Installs 11" Rotors And The 1978-Up Gm Metric Calipers
- *Kit Includes 1978-Up Hardware, Bearing, Seal Adapters, Inner Bearing Cups, Cones
- *Kit Also Includes Spacers



Package #
R9871

Mustang II Caliper Brackets

Features

- *Sold In Pairs *Can Use An 11" Rotor
- *Can Use 1978-Up Gm Caliper Brackets
- *Will Fit 1974-80 Pinto / 1974-78 Mustang II Spindles
- *Ford Bolt Pattern 5X4.50 Use 1975-80 Ford Granada 11" Rotors
- *Chevy Bolt Pattern 5X4.75 Use 1970-78 Chevy Camaro 11" Rotors



All Necessary Hardware Is Included

Package #
R9872

GM Spindle Caliper Bracket -Zinc

Fits GM 1964 - 74 A, F, X Body



Package#
R9873

Tri-5 Caliper Bracket Kit

Fits R9802 Spindle



Package #
R9874Z

1949 - 54 Chevy Car Caliper Bracket Kit

Fits R9804 Spindle



Package #
R9875Z

GM 2" Drop Spindle Dust Shield - Zinc



Package#
R1735

Brake Caliper Hose Kits

Material	Length	Features	Package#
Rubber	16"	10mm Banjo 3/8"-24	R1730
Stainless	16"	10mm Banjo 3/8"-24	R1731



R1730



R1731

Drilled & Slotted Rotors

Features

- *Fits & Installs Like Original
- *Designed For Excellent Braking & Maximize Performance
- *Designed To Also Increase Durability
- *Features Advanced Metallurgy
- *Provides Superior Vehicle Stability
- *Corrosion Resistant
- *Rotors Sold As Pairs
- *Rotors Are Directional



R1701



R1706



R1714

Brake Rotors Drilled & Slotted w/ White Zinc Finish (Pair)

Application	Description	Package#
1982-92 Camaro	10.5" Drilled & Slotted 12mm X 1.50 Stud Size 5X4.75 Bolt Pattern	R1701
1967-72 Chevelle	11" Drilled & Slotted 7/16"-20 Stud Size 5X4.75 Bolt Pattern	R1702
1985-92 Camaro	12" Drilled & Slotted 12mm X 1.50 Stud Size 5 X 4.75 Bolt Pattern	R1705
1975-80 Granada	11" Drilled & Slotted 1/2" X 20 Stud Size 5 X 4.50 Bolt Pattern	R1706
1975-80 Granada	11" Drilled & Slotted 1" X 7/16" Stud Size 5 X 4.75 Bolt Pattern	R1707

Brake Rotors Drilled & Slotted w/ White Zinc Finish (Right/Left)

Application	Description	Right/Left
1982-92 Camaro	10.5" Drilled & Slotted 12mm X 1.50 Stud Size 5X4.75 Bolt Pattern	R1701R/R1701L
1967-72 Chevelle	11" Drilled & Slotted 7/16"-20 Stud Size 5X4.75 Bolt Pattern	R1702R/R1702L
1985-92 Camaro	12" Drilled & Slotted 12mm X 1.50 Stud Size 5 X 4.75 Bolt Pattern	R1705R/R1705L
1975-80 Granada	11" Drilled & Slotted 1/2" X 20 Stud Size 5 X 4.50 Bolt Pattern	R1706R/R1706L
1975-80 Granada	11" Drilled & Slotted 1" X 7/16" Stud Size 5 X 4.75 Bolt Pattern	R1707R/R1707L

Brake Rotors Plain Finish (Pair)

Application	Description	Package#
1970-78 Camaro	11" Plain Brake Rotor 7/16" X 20 5 X 4.75 Bolt Pattern	R1708
1977-81 Le Baron	11" Plain Brake Rotor 1/2" X 20 5 X 4.50 Bolt Pattern	R1709
1979-81 Camaro	11" Plain Brake Rotor 7/16" X 20 5 X 4.75 Bolt Pattern	R1710
1974-78 Mustang	9.50" Plain Rotor 1.50" X 20 Bolt Size 4X4.25" Bolt Pattern	R1711
1982-92 Camaro	10.5" Plain Brake Rotor 12mm X 1.50 Stud Size 5X4.75 Bolt Pattern	R1712
1975-80 Granada	11" Plain Brake Rotor 1/2" X 20 5 X 4.50 Bolt Pattern	R1713
1975-80 Granada	11" Plain Brake Rotor 1" X 7/16" Stud Size 5 X 4.75 Bolt Pattern	R1714
1985-92 Camaro	12" Plain Brake Rotor 12mm X 1.50 Stud Size 5 X 4.75 Bolt Pattern	R1715
1979-81 Malibu	10.5" Plain Brake Rotor 12mm X 1.50 Stud Size 5X4.75 Bolt Pattern	R1716
1967-72 Chevelle	11" Plain Brake Rotor 7/16" X 20 5 X 4.75 Bolt Pattern	R1717

Mustang II Brake Kits - White Zinc Finish

Spindles	Description	Package#
Stock Height	11" Drilled & Slotted Brake Rotors w/ Big Bore Cal. & 4.50 Bolt Pattern	R1706-1
2" Drop	11" Drilled & Slotted Brake Rotors w/ Big Bore Cal. & 4.50 Bolt Pattern	R1706-2
Stock Height	11" Drilled & Slotted Brake Rotors w/ Big Bore Cal. & 4.75 Bolt Pattern	R1707-1
2" Drop	11" Drilled & Slotted Brake Rotors w/ Big Bore Cal. & 4.75 Bolt Pattern	R1707-2



R1706-1KIT
(Photo shows Half Kit Only)

Gm Bodies - White Zinc Finish

10.5" Drilled & Slotted Brake Rotors w/Large Bore Cal. Stock Height Spindles w/ 4.75 Bolt Pattern

Spindles
1964-72 A-Body 1967-72F

Package #
R1701-1KIT



R1701-1KIT
(Photo shows Half Kit Only)

Gm Bodies - White Zinc Finish

10.5" Drilled & Slotted Brake Rotors w/Large Bore

Spindles
1962-67 Nova

Package #
R1701-2KIT



R1701-2KIT
(Photo shows Half Kit Only)

Disc Rotor Kit

Application
1962-67 Nova

Package #
R1701-3KIT



R1701-3KIT
(Photo shows Half Kit Only)

Disc Rotor Kit

Application
GM Stock Height Spindle

Package #
R1701-4KIT



R1701-4KIT
(Photo shows Half Kit Only)

Ford 9" Rear-End High Performance Universal Brake Kits

Style
Slotted and Drilled Style Rotors
Smooth Rotors

Package #
R1720KIT
R1720XKIT



R1720XKIT
(Photo shows Half Kit Only)

GM 11" Rear Disc Brake Conversion Kit

For 64-72 A Body, 67-69 F Body, 68-74 X Body

Style
Slotted and Drilled Style Rotors
Smooth Rotors

Package #
R1721KIT
R1721XKIT



R1721XKIT
(Photo shows Half Kit Only)

Brake Rotor Bearings

Bearings Specifications:


Bore Size	Outer Diameter	BCA National #	Package#
0.75"	1.78"	A2	R1800-1
0.843"	1.95"	A3	R1800-2
1.25"	2.32"	A6	R1800-3
0.861"	1.78"	A12	R1800-4
1.37"	2.32"	A13	R1800-5
1.37"	2.36"	A17	R1800-6
0.843"	1.78"	A34	R1800-7



Brake Rotor Seals

Seals Specifications

Bore Size	Shaft Size	BCA National #	Package#
2.40"	1.875"	7934S	R1801-1
2.622"	1.94"	5121	R1801-2
2.562"	2"	8871	R1801-3
2.50"	1.94"	6815	R1801-4
2.40"	1.734"	8705S	R1801-5



Brake Rotor Hardware Kits


Fits	Finishes	Description	Package#
72-77 Granada Rotor	Zinc	Dust Cap, Spindle Nut, Washer, Cotter Pin	R1805
72-77 Granada Rotor	Chrome	Dust Cap, Spindle Nut, Washer, Cotter Pin	R1806
82-88 Camaro Rotor	Zinc	Dust Cap, Spindle Nut, Washer, Cotter Pin	R1807
82-88 Camaro Rotor	Chrome	Dust Cap, Spindle Nut, Washer, Cotter Pin	R1808



Proportion Valves

Features

- *Designed For Rear Disc Brake Conversions
- *Universal Style Valve Based Off Of 1971-77 Gm Design
- *Contains A Residual Pressure Valve For Proper Braking Feel
- *Available In Adjustable & Non-Adjustable
- *Lets You Adjust The Front- To Rear Braking Balance.
- *Can Be Used To Adjust Individual Front Wheel Braking.
- *Provides The Proper Fluid Transfer
- *Universal Design Works On All Applications
- *Compensates For Weight Transfer To The Front Of The Wheels During Braking.



R4500

Package #	Finish	Style	Adjustable
R4510	Brass	DISC/DISC	No
R4511	Chrome	DISC/DISC	No
R4511B	Satin Alum	DISC/DISC	No
R4500	Brass	DISC/DRUM	No
R4501	Chrome	DISC/DRUM	No
R4501B	Satin Alum	DISC/DRUM	No
R4502	Chrome	DISC/DISC	Yes
R4502X	Black	DISC/DISC	Yes



Alum Brake Proportional Valve Knob

Adj.dual inlets/outlets - Chrome

Finish *Package #*
 Chrome R4515
 Black R4515X



Proportioning Valve Sensor Wire

Fits R4500/R4501/R4510/R4511

Package #
R4508



Residual Check Valve

Features

- *Designed to Hold Pressure in the Line from the Master Cylinder.
- *2lbs Check Valve are Designed to Work with Any Disc Brake Application.
- *10lbs Check Valve are Designed to Work with Any Drum Application.
- *Designed to Work Best with Master Cylinders Mounted Underneath the Floor Board
- *Act as a One Way Check Valve, Preventing Bleed Back.

Package#	Color	Weight	Style
R4513W	Blue	2lbs	Hex
R4514W	Red	10lbs	Hex
R4513	Blue	2lbs	Round
R4514	Red	10lbs	Round



R4513W

R4514W



R4513

R4514

Proportion Valve Bottom Bracket (Left Mount)

Finish *Package #*
 Zinc R4503
 Chrome R4503C



Proportion Valve Bottom Mount Bracket

Finish *Package #*
 Zinc R4504
 Chrome R4504C



Brake Line

Finish Size *Package #*
 Zinc 1/2" to 1/2" & 7/16" to 9/16" R4505
 Chrome 1/2" to 1/2" & 7/16" to 9/16" R4505C
 Zinc 1/2" to 3/8" & 7/16" to 3/8" R4506
 Chrome 1/2" to 3/8" & 7/16" to 3/8" R4506C



R4505

R4506

Light Weight Aluminum Brake Shut Off Valve

Package #
R6462



Brake Booster Mounting Brackets

Fits most GM cars and trucks

Style Finish *Package #*
 Horizontal Chrome R3906
 Horizontal Zinc R3906Z
 Angled Chrome R3909
 Angled Zinc R3909Z



R3906

R3909

Chrome Bracket for Brake Booster

Fits 7" and 8" of chrome brake booster

Style *Package #*
 Horizontal R3918



Chrome Steel Brake Master Cylinder Covers

Size	Retainer	Package #
<i>GM 1967-80:</i>		
2 3/8" x 5"	Single Bail	R9100
<i>GM 1967-80:</i>		
3" x 5 5/8"	Single Bail	R9101
<i>GM 1970-80:</i>		
3" x 5 3/4"	Dual Bail	R9102
<i>Ford 1973-83:</i>		
2 3/4" x 5 3/4"	Single Bail	R9217
<i>Mopar 1971-79: (Power Brakes ONLY)</i>		
3 1/4" x 5 5/8"	Single Bail	R9218



Chrome Plastic Master Cylinder Covers

Snaps over existing OEM cover

Size	Package #
<i>GM late model cars:</i>	
4 1/2" x 6 7/8"	R9255
<i>Chevy/GMC 1988-up cars & trucks:</i>	
3 1/2" x 6"	R9635



Aluminum Master Cylinder Cover - Ballmilled

Fits over existing OEM cover

Size	Package #
<i>GM late model cars:</i>	
3 1/2" x 6"	R6235
<i>Chevy/GMC 1988-up cars & trucks:</i>	
4 1/2" x 6 7/8"	R6255



5-Hole Disc Brake Spacer (3/8" thick)

Universal Application - 4 1/2", 4 3/4" & 5" bolt circles

Finish	Package #
Raw	R4081 - 8 Holes
Aluminum	R4082 - 5 Holes
Raw	R4083 - 6 Holes

Note: RPC package is set of 2



Inverted Flare Nut

Size	Package #
3/8-24 for 3/16 Brake Line	R3589
7/16-24 for 3/16 Brake Line	R3590
1/2-20 for 3/16 Brake Line	R3591
9/16-18 for 3/16 Brake Line	R3592
7/16-24 for 1/4 Brake Line	R3593
1/2-20 for 1/4 Brake Line	R3594
9/16-18 for 1/4 Brake Line	R3595



Inverted Flare Plug

Size	Package #
3/8-24	R3596
7/16-24	R3597
1/2-20	R3598
9/16-18	R3599



Racing Pedal Assemblies / Complete Kits

Feature:

- *Integrated Balance Bars Are Designed Specifically For Racing Applications.
- *Will Allow For Precise Adjustment Of Front To Rear Brake Bias Adjustment.
- *Our Pedal Assemblies Combines The Brake & Clutch Pedals Together In One Unit.
- *Light Weight Aluminum Construction
- *Longer Balance Bar Allows For Greater Adjustability.
- *Forward Swing Assemblies Mount The Master Cylinders In Front Of The Pedal Assembly And The Pedal Arm Swings Toward The Master Cylinder.
- *Forward Design Could Be Used To Mount The Master Cylinders Through A Fire Wall.
- *Reverse Swing Assemblies Mount The Master Cylinders Behind The Pedal Assembly And The Pedal Arm Swings Away From The Master Cylinders.
- *Reverse Design Is Used Where Space Is A Concern, Keeping A Smooth Firewall And Hiding The Master Cylinders.
- *This Is A Great Option For Anyone Looking To Save Space And Time.

Package#	Mount Location	Mount Facing	Pedal Ratio	Master Cylinder	Brake & Clutch	Description
R3201-41	Swing	Forward	6.25 TO 1	Dual	Combination	ALUM BRAKE MC 3/4 ALUM CLUTCH MC 5/8
R3201-51	Swing	Forward	6.25 TO 1	Dual	Combination	ALUM BRAKE MC 7/8 ALUM CLUTCH MC 5/8
R3201-61	Swing	Forward	6.25 TO 1	Dual	Combination	ALUM BRAKE MC 1 ALUM CLUTCH MC 5/8
R3201-42	Swing	Forward	6.25 TO 1	Dual	Combination	ALUM BRAKE MC 3/4 ALUM CLUTCH MC 3/4
R3201-52	Swing	Forward	6.25 TO 1	Dual	Combination	ALUM BRAKE MC 7/8 ALUM CLUTCH MC 3/4
R3201-62	Swing	Forward	6.25 TO 1	Dual	Combination	ALUM BRAKE MC 1 ALUM CLUTCH MC 3/4
R3201-43	Swing	Forward	6.25 TO 1	Dual	Combination	ALUM BRAKE MC 3/4 ALUM CLUTCH MC 7/8
R3201-53	Swing	Forward	6.25 TO 1	Dual	Combination	ALUM BRAKE MC 7/8 ALUM CLUTCH MC 7/8
R3201-63	Swing	Forward	6.25 TO 1	Dual	Combination	ALUM BRAKE MC 1 ALUM CLUTCH MC 7/8
R3207-40	Floor	Forward	6.0 TO 1	Dual	Combination	ALUM BRAKE MASTER CYLINDER 3/4 BORE
R3207-50	Floor	Forward	6.0 TO 1	Dual	Combination	ALUM BRAKE MASTER CYLINDER 7/8 BORE
R3207-60	Floor	Forward	6.0 TO 1	Dual	Combination	ALUM BRAKE MASTER CYLINDER 1 BORE
R3209-40	Swing	Forward	7.0 TO 1	Dual	Combination	ALUM BRAKE MASTER CYLINDER 3/4 BORE
R3209-50	Swing	Forward	7.0 TO 1	Dual	Combination	ALUM BRAKE MASTER CYLINDER 7/8 BORE
R3209-60	Swing	Forward	7.0 TO 1	Dual	Combination	ALUM BRAKE MASTER CYLINDER 1 BORE
R3211-40	Swing	Reverse	5.1 TO 1	Dual	Combination	ALUM BRAKE MASTER CYLINDER 3/4 BORE
R3211-50	Swing	Reverse	5.1 TO 1	Dual	Combination	ALUM BRAKE MASTER CYLINDER 7/8 BORE
R3211-60	Swing	Reverse	5.1 TO 1	Dual	Combination	ALUM BRAKE MASTER CYLINDER 1 BORE
R3213-40	Swing	Reverse	6.25 TO 1	Dual	Combination	ALUM BRAKE MASTER CYLINDER 3/4 BORE
R3213-50	Swing	Reverse	6.25 TO 1	Dual	Combination	ALUM BRAKE MASTER CYLINDER 7/8 BORE
R3213-60	Swing	Reverse	6.25 TO 1	Dual	Combination	ALUM BRAKE MASTER CYLINDER 1 BORE
R3203-01	Floor	Forward	6.0 TO 1	Single	Clutch	CLUTCH MASTER CYLINDER 5/8 BORE
R3203-02	Floor	Forward	6.0 TO 1	Single	Clutch	CLUTCH MASTER CYLINDER 3/4 BORE
R3203-03	Floor	Forward	6.0 TO 1	Single	Clutch	CLUTCH MASTER CYLINDER 7/8 BORE
R3205-01	Floor	Forward	7.0 TO 1	Single	Clutch	CLUTCH MASTER CYLINDER 5/8 BORE
R3205-02	Floor	Forward	7.0 TO 1	Single	Clutch	CLUTCH MASTER CYLINDER 3/4 BORE
R3205-03	Floor	Forward	7.0 TO 1	Single	Clutch	CLUTCH MASTER CYLINDER 7/8 BORE
R3215-41	Swing	Reverse	5.1 TO 1	Triple	Combination	ALUM BRAKE MC 3/4 ALUM CLUTCH MC 5/8
R3215-51	Swing	Reverse	5.1 TO 1	Triple	Combination	ALUM BRAKE MC 7/8 ALUM CLUTCH MC 5/8
R3215-61	Swing	Reverse	5.1 TO 1	Triple	Combination	ALUM BRAKE MC 1 ALUM CLUTCH MC 5/8
R3215-42	Swing	Reverse	5.1 TO 1	Triple	Combination	ALUM BRAKE MC 3/4 ALUM CLUTCH MC 3/4
R3215-52	Swing	Reverse	5.1 TO 1	Triple	Combination	ALUM BRAKE MC 7/8 ALUM CLUTCH MC 3/4
R3215-62	Swing	Reverse	5.1 TO 1	Triple	Combination	ALUM BRAKE MC 1 ALUM CLUTCH MC 3/4
R3215-43	Swing	Reverse	5.1 TO 1	Triple	Combination	ALUM BRAKE MC 3/4 ALUM CLUTCH MC 7/8
R3215-53	Swing	Reverse	5.1 TO 1	Triple	Combination	ALUM BRAKE MC 7/8 ALUM CLUTCH MC 7/8
R3215-63	Swing	Reverse	5.1 TO 1	Triple	Combination	ALUM BRAKE MC 1 ALUM CLUTCH MC 7/8
R3217-41	Swing	Reverse	6.25 TO 1	Triple	Combination	ALUM BRAKE MC 3/4 ALUM CLUTCH MC 5/8
R3217-51	Swing	Reverse	6.25 TO 1	Triple	Combination	ALUM BRAKE MC 7/8 ALUM CLUTCH MC 5/8
R3217-61	Swing	Reverse	6.25 TO 1	Triple	Combination	ALUM BRAKE MC 1 ALUM CLUTCH MC 5/8
R3217-42	Swing	Reverse	6.25 TO 1	Triple	Combination	ALUM BRAKE MC 3/4 ALUM CLUTCH MC 3/4
R3217-52	Swing	Reverse	6.25 TO 1	Triple	Combination	ALUM BRAKE MC 7/8 ALUM CLUTCH MC 3/4
R3217-62	Swing	Reverse	6.25 TO 1	Triple	Combination	ALUM BRAKE MC 1 ALUM CLUTCH MC 3/4
R3217-43	Swing	Reverse	6.25 TO 1	Triple	Combination	ALUM BRAKE MC 3/4 ALUM CLUTCH MC 7/8
R3217-53	Swing	Reverse	6.25 TO 1	Triple	Combination	ALUM BRAKE MC 7/8 ALUM CLUTCH MC 7/8
R3217-63	Swing	Reverse	6.25 TO 1	Triple	Combination	ALUM BRAKE MC 1 ALUM CLUTCH MC 7/8



Racing Brake Pedals Only

Package#	Mount Location	Mount Facing	Pedal Ratio	Master Cylinder	Brake & Clutch	Kit
R3200	Swing	Forward	6.25 To 1	Dual	Combination	Pedals Only
R3206	Floor	Forward	6.0 To 1	Dual	Combination	Pedals Only
R3208	Swing	Forward	7.0 To 1	Dual	Combination	Pedals Only
R3210	Swing	Reverse	5.1 To 1	Dual	Combination	Pedal Only
R3212	Swing	Reverse	6.25 To 1	Dual	Combination	Pedals Only
R3202	Swing	Forward	6.0 To 1	Single	Clutch	Pedals Only
R3204	Swing	Forward	7.0 To 1	Single	Clutch	Pedals Only
R3214	Swing	Reverse	5.1 To 1	Triple	Combination	Pedals Only
R3216	Swing	Reverse	6.25 To 1	Triple	Combination	Pedals Only



R3214



R3216



R3200



R3202



R3206



R3208



R3210



R3204



R3212

Suspension Parts

Replaces OEM Center Link

Fits El Camino, Malibu, & Monte Carlo and some Oldsmobiles.

Fit

1964-67 Chevelle

1964-67 Chevelle

Package #

R9265

R9266 (First Design)



1958-62 Impala Steering Linkage Kit

Package #

R3160



Mustang II Forged Spindles

Features

*Sold in Pairs

*Or Individually

*Overall Height 7 5/8" - Stock Height

*Heated Treated Steel Spindle That Retains Stock Factory Geometry.

*Direct Replacement for 1974-80 Ford Pinto/ 1974-78 Ford Mustang.

*Uses All Stock Rotors, Bearings, Calipers.

*Brake Kits Using 9 1/2", 10", 10 1/2" & 11" Rotors can Use This Spindle for Their Street Rod Application

*Caliper Choices are Full Size GM, GM Metric or Original Ford

Package#	Type	Style
R9861	Pair	2" Drop
R9860	Pair	Stock Height



R9860



R9861

1928-48 Ford Spindle

Feature:

- *This Spindle Is A Reproduction Version Of The 1937-41 Ford Spindle
- *Molded After The 1937-41 Round-Back Design
- *Best Choice When Using An Original Ford Axle Or An Aftermarket I-Beam Axle
- *This Spindle Uses The Same King Pin Dimensions and Geometry on The 1928-48 Ford Axles.
- *Ford Axles From 1928-48 Will Not Work With Hubs From 1928-36
- *One Piece Spindles, Drop Forged Design Constructed Of High Strength Steel
- *Can Use Stock Bearings And Seals *Stronger Than Stock.
- *King Pins Feature Modern Needle Bearing Inserts. *Stock Height
- *Can Use 1978-88 Gm Metric Calipers *Use Gm To Ford Brake Brackets
- *Can Use 11" Rotors W/ 5X4.75 Bolt Pattern Off 1970-78 Camaro; 1973-77 Chevelle, Monte Carlo, Malibu, Pontiac Grand Prix & 1969-74 Chevy Nova
- *Can Use 11" Rotors W/ 5X4.50 Bolt Pattern Off 1973-76 Plymouth Duster, Dodger Coronet, Charger, Plymouth Valiant; 1976-80 Plymouth Volare, Dodger Aspen



R9803

Package #	Finish	Type
R9803	Natural	Spindles Only
R9803C	Chrome	Spindles Only
R9803KIT	Natural	Spindles/Brackets/King Pins
R9803CKIT	Chrome	Spindles/Brackets/King Pins



R9803KIT

1962-67 Chevy Nova

Feature:

- *Designed To Accept Stock Ball Joints
- *Exact Copy Of Original
- *One Piece Spindles, Drop Forged Design Constructed Of High Strength Steel
- *Can Use Stock Bearings And Seals
- *Stronger Than Stock. *Stock Height
- *Can Use 1978-88 Gm Metric Calipers
- *Can Use 11" Rotors W/ 5X4.75 Bolt Pattern Off 1970-78 Camaro; 1973-77 Chevelle, Monte Carlo, Malibu, Pontiac Grand Prix & 1969-74 Chevy Nova



Package#	Finish
R9864	Natural

GM A, X & F Body 2" Drop Spindles for OEM Brakes

Feature:

- *Will Fit All 1964-72 A-Body, 1968-74 X-Body, 1967-69 F-Body
- *2" Drop Spindle
- *These Dropped Spindles Maintain Factory Steering & Suspension Geometry
- *Stock Steering Arms Bolt To The Same Location As On The Stock Spindle
- *Designed To Accept Stock Ball Joints
- *Exact Copy Of Original *One Piece Spindles Forged Spindle *Stronger Than Stock.
- *Spindles Make It Easy To Retrofit Cars Already Equipped With Oem Single Piston Disc Brakes
- *Can Use 1978-88 Gm Metric Calipers
- *Can Use 10.5" Rotors W/ 5X4.75 Bolt Pattern Off 1979-81 Malibu, Monte Carlo, Olds Cutlas, Buick Regal



Package#	Style
R9800	Stock Rotors

GM A-Body Front Steer Spindles

Feature:

- *Will Fit 1964-1972 Chevelle, Lemans, Oldsmobile Cutlass, Buick Skylark
- *2" Drop Spindles *Designed To Accept Stock Ball Joints
- *These Dropped Spindles Maintain Factory Steering & Suspension Geometry
- *Exact Copy Of Original *One Piece Spindles Forged Spindle
- *Stronger Than Stock. *Can Use 1978-88 Gm Metric Calipers
- *Can Use 10.5" Rotors W/ 5X4.75 Bolt Pattern Off Gm A-Bodies 1964-72 Chevelle, Malibu, Gto, Lemans, 442, Cutlass & Gm F-Body 1967-1969 Camaro



Package#	Style
R9867	Stock Rotors

GM F&XZ Body Rear Steer Spindles

Feature:

- *Will Fit 1967-74 Fm F & X Body, 1968-74 Nova, 1967-72 Camaro
- *2" Drop Spindles *Designed To Accept Stock Ball Joints
- *These Dropped Spindles Maintain Factory Steering & Suspension Geometry
- *Exact Copy Of Original *One Piece Spindles Forged Spindle
- *Stronger Than Stock. *Can Use 1978-88 Gm Metric Calipers
- *Can Use 10.5" Rotors W/ 5X4.75 Bolt Pattern Off Gm A-Bodies 1964-72 Chevelle, Malibu, Gto, Lemans, 442, Cutlass & Gm F-Body 1967-1969 Camaro
- *Can Use 12" Rotor W/ 5X4.75 Bolt Pattern 12Mm X1.50 Off 1985-92 Camaro Le Package W/Rear Disc Brakes



Package#	Style
R9865	Stock Rotors
R9866	12" Rotors

1955-57 Chevy Car "Tri-5" Spindles

Feature:

- *Fits 1955-57 Chevy Bel Air, 210 And 150
- *2" Dropped Spindles
- *Improved Handling Due To The Lower Roll Center
- *Available With An Incorporated Caliper Bracket And Without
- *Designed After The Stock Spindles
- *These Dropped Spindles Will Maintain Factory Steering & Suspension Geometry
- *Will Accept Original Steering *Will Accept Original Ball Joints
- *These Spindles Cannot Be Used With Stock Drums Or Brake Conversions For Stock Spindles
- *Track Width Is Increased Over Stock By 3/4" Overall Or 3/8" Per Side.
- *Can Use 1978-88 Gm Metric Calipers
- *Can Use 10.5" Rotors W/ 5X4.75 Bolt Pattern Off 1979-81 Malibu, Monte Carlo, Olds Cutlas, Buick Regal
- *Can Use 12" Rotor W/ 5X4.75 Bolt Pattern 12Mm X1.50 Off 1985-92 Camaro Le Package W/Rear Disc Brakes



R9802

Package#	Size	Style
R9868	Stock Rotors	W/Caliper Brackets
R9869	12" Rotors	W/Caliper Brackets
R9802	Stock Rotors	W/O Caliper Brackets



R9869



R9868

1949-54 Chevy Car Original "OEM" Spindle

Feature:

- *Sold In Pairs *Forged Steel
- *Designed To Mount Directly Onto Mustang II Hubs And Rotors
- *Specifically Designed For Use On Tube Axles.
- *Using A Shorter Thicker Axle Stub Makes This A Slightly Stronger Spindle
- *When Using Shorter Axle, Spindle Is Ideal For Heavier Street Rods
- *Spindles Require No Machine Work
- *Steering Arms May Be Mounted To The Top Or Bottom Of The Spindle, Making This Spindle Ideal For Gasser - Style Straight Axle Set Ups. *Spindle Nut Kit Should Be 3/4"-20 *Overall Height 0.505"
- *Height Up To The Bottom Of The Castellated Notch: 02.76"
- *Wrench Size For Nut: 1.00"



Package #
R9804

1958-1964 Chevy Car Spindles

Feature:

- *Sold In Pairs *One Piece Design
- *Allows You To Lower The Vehicle 2" Without Affecting Steering Geometry Or Suspension Travel
- *No Need For Bolt-On Caliper Brackets Or Steering Arm
- *Accepts Factory Ball Joints & Tie Rods
- *No Need For Any Type Of Upper Ball Joint Spacer
- *Works With Most 15" Wheels
- *Can Use 11" Rotors W/ 5X4.75 Bolt Pattern Off 1979-81 Camaro
- *Can Use 1970-77 Camaro Calipers



Package #
R9805

GM Stock Height Spindles

Feature:

- *Will Fit All 1964-72 A-Body, 1967-72 F-Body, 1968-74 X-Body
- *Designed To Accept Stock Ball Joints
- *Exact Copy Of Original
- *One Piece Spindles Forged Spindle
- *Can Use Stock Bearings And Seals *Stronger Than Stock.
- *Difference Between Disc Brake Spindle And Drum Brake Spindles Is The Thickness Of Upper Mount Boss.
- *Upper Boss Is 5/8" Thicker On Drum Brakes *Can Use 1978-88 Gm Metric Calipers
- *Can Use 11" Rotors W/ 5X4.75 Bolt Pattern Off 1970-78 Camaro;
1973-77 Chevelle, Monte Carlo, Malibu, Pontiac Grand Prix & 1969-74 Chevy Nova



Package #
R9862

GM Steering Arms

Application

A, F, X Body
(Fits R9862)

1955-57 Chevy
(Fits R9802 / R9868)

Package #

R9876

R9877



R9876



R9877

GM A, F, X Body Basic Spindle Kit

Include Spindles, Dust Shield & Caliper Bracket

Style

GM 2" Drop Spindle Mini Kit

GM Stock Height Spindle Mini Kit

GM Nova Stock Height Spindle Mini Kit

Package #

R1740

R1741

R1742



R1740



R1741

Mustang II Coil-Spring Tubular Control Arms

Features

- *Engineered, Machined and T.I.G. Welded for Strength, Durability.
- *Designed to Bolt on to Your Front End
- *Screw in Replaceable Ball Joints
- *Available in Pairs and Sets
- *Bushings Included
- *Removable Cross Shafts for Ease of Powder Coating
- *120 Wall, 1" Diameter Tubing
- * Center To Center 8.25 - "Upper" - Stock Width
- *Center To Center 7.63 - "Upper" - Narrowed Width (5/8")
- *Centerline Of Holes 5" - "Upper"
- *Threaded Ball Joints Cups Have Been Wluded At A 7 Degree Angle For More Travel. - "Upper"
- *Threaded Ball Joints Cups Have Been Wluded At A 11 Degree Angle For More Travel. - "Lower"
- *13 9/16" From Pivot Point On Cross Shaft To Center Of Ball Joint - "Lower"



R9823



R9824



R9830



R9832

Package #	Type	Width	Style	Finish
R9823	Upper	Stock Width	Coil Spring	Black
R9824	Lower	Stock Width	Coil Spring	Black
R9834	Upper	Narrowed	Coil Spring	Black
R9830	Set of 4	Stock Width	Coil Spring	Black
R9832	Set of 4	Narrowed	Coil Spring	Black
R9829	Set of 4	Stock Width	Air Bag	Black
R9831	Set of 4	Narrowed	Air Bag	Black

Package

R9823-1

R9823-1KIT

Style

Shaft only

Assembly Kit



R9823-1



R9823-1KIT

67-69 F Body & 68-74 X Body Tubular Control Arms

Features

- *Engineered, Machined and T.I.G. Welded for Strength, Durability.
- *Stronger Than the Factory Control Arm.
- *No Modifications Required to Install the Control Arms, Ready to Bolt on.
- *No Squeak Bushing and are High Wearing.
- *Control Arms Powder Coated Black and Come with New Hardware
- *A Complete Factory Replacement
- *Alignment Specifications: 5 Degree Positive Caster; 0-1/2" Degree Negative Camber; Toe-in 3/32 Total
- *Bump Stops to Provide Ball Joint Protection at Full Drop.
- *Provides 4 Degrees Additional Built in Positive Caster Which Improves Your Handling.

Style

Upper

Lower

Package

R9825

R9826



R9825



R9826

64-72 GM A Body Tubular Control Arms

Features

- *Engineered, Machined and T.I.G. Welded for Strength, Durability.
- *Stronger Than the Factory Control Arm.
- *Bump Stops to Provide Ball Joint Protection at Full Drop.
- *Provides 4 Degrees Additional Built in Positive Caster Which Improves Your Handling.
- *No Modifications Required to Install the Control Arms, Ready to Bolt on.
- *No Squeak Bushing and are High Wearing.
- *Control Arms Powder Coated Black and Come with New Hardware
- *A Complete Factory Replacement
- *Lower Control Arms Come Fully Assembled and Include Sway Bar End Links.
- *Provides 4 Degrees Additional Built In Positive Caster Which Improves Your Handling
- *Alignment Specifications: 5 Degree Positive Caster; 0-1 Degree Positive Camber; Toe-In 1/4 Total

Style *Package #*
 Upper **R9827**
 Lower **R9828**



R9827



R9828

1955-70 Chevy Car Tubular Control Arms

Features

- *Engineered, Machined and T.I.G. Welded for Strength, Durability.
- *Stronger Than the Factory Control Arm.
- *Bump Stops to Provide Ball Joint Protection at Full Drop.
- *Provides 4 Degrees Additional Built in Positive Caster Which Improves Your Handling.
- *No Modifications Required to Install the Control Arms, Ready to Bolt on.
- *No Squeak Bushing and are High Wearing.
- *Control Arms Powder Coated Black and Come with New Hardware
- *A Complete Factory Replacement
- *Lower Control Arms Come Fully Assembled and Include Sway Bar End Links.
- *Provides 4 Degrees Additional Built In Positive Caster Which Improves Your Handling
- *Alignment Specifications: 5 Degree Positive Caster; 0-1 Degree Positive Camber; Toe-In 1/4 Total

Package#	Style	Application
R9806	Upper	1955-57
R9807	Lower	1955-57
R9808	Upper	1958-64
R9809	Lower	1958-64
R9810	Upper	1965-70
R9811	Lower	1965-70



R9810

R9811



R9806

R9807



R9808

R9809

Mustang II Crossmember Kit - Weld-on

Features

- *Based On Proven Mustang II Geometry
- *Complete With Boxing Plates To Reinforce The Frame
- *Engineered For Strength And Durability
- *One Piece Shock Cups Are T.I.G Welded In.
- *Built-In Anti-Dive
- *Vertical Inner Uprights, Strongest Design In The Market Keeping Your Frame From Twisting.
- *Cross Member And Spring Towers Are Precut And Pre-Welded To Fit Frame
- *Final Ride Height Is 2" Lower Than Stock
- *Main Crossmember Made From Only 2 Formed Pieces For Maximum Strength.

Year *Package #*
 1935-40 **R9813**
 1942-48 **R9814**



R9813

Ball Joint

Feature:

- *Available in Screw-in, press-in and bolt-on options.
- *Works on almost every racing & stock applications.
- *High quality performance ball joints for your upper and lower control arms.
- *Meets or exceeds standard ball joint strength.
- *Provides consistent resistance throughout the travel of the ball joint.
- *Removes suspension rigidity and allows shock and spring to have more precise wheel control.
- *Improves weight transfer.
- *Machined to high tolerances.

Application	Package#	Style
Chevy -1955-57 150,210; 1955-1970 Bel Air, 1958-70 Biscayne, 1966-70 Caprice, 1955-82 Corvette, 1959-64 El Camino, 1959-70 Impala, 1961-65 Corvair Trucks.	R3601	Upper
Chevy - 1958-70 Bel Air, 1958-71 Biscayne, 1966-70 Caprice, 1963-82 Corvette, 1959-64 El Camino, 1959-70 Impala, 1961-65 Corvair Trucks	R3602	Lower
Edsel - 1958 Bermuda, Pacer, Roundup; 1958-59 Corsair, 1958-60 Ranger, 1958-60 Villager. Ford - 1962-64 AC Cobra, 1957-58 Country Squire, 1965-78 Custom, Elite 1974-76, Galaxie 1959-74, LTD 1965-78, 1977-79 LTD II, 1974-78 Mustang, 1971-80 Pinto, 1960-64 & 1972-79 Ranchero, 1957-79 Thunderbird, 1972-76 Torino. Mercury - 1965-78 Colony Park, 1974-79 Cougar, 1967-78 Marquis, 1972-76 Montego, 1965-74 Monterey; Lincoln - 1968-79 Continental, 1968-69 Mark III, 1972-79 Mark VI	R3603	Upper
Chrysler - 300 1962-79, Cordoba 1975-83, 1983-89 Fifth Ave, 1981-83 Imperial, 1977-81 LeBaron, 1963-82 New Yorker, 1961-85 New Port; Desoto - 1960 Adventurer, Fireflite, 1957-59 Firesweep; Dodge - 1962-64 880, A-Body, 1976-80 Aspen, 1970-74 Challenger, 1965-72 Charger, Coronet, 1973-76 Dart, Demon, 1977-89 Diplomat, 1978-79 Magnum, 1980-83 Mirada, 1965-78 Monaco, 1960-73 Polara, 1979-81 St. Regis; Ford - 2003 Mustang; Plymouth - 1970-74 Barracuda, 1957-70 Belvedere, 1980-89 Caravelle, Gran Fury, 1973-80 Duster, 1957-78 Fury, 1965-72 GTX, 1965-75 Roadrunner, 1965-74 Satellite, 1973-76 Valiant, 1976-80 Volare	R3604	Upper
Buick - 1975 Apollo, 1973-84 Century, 1977-84 Electra, Skyhawk, 1977-79 Estate Wagon, Opel, Special, 1977-85 LeSabre, LeSabre Wagon, 1987-90, 1988-91 Reatta, 1973-87 Regal, 1991-96 Roadmaster. Cadillac - 1977-84 Deville, 1985-96 Fleetwood (RWD), 1977-96 Brougham, 1977-79 Seville. Chevrolet - 1982-03 S-10 Blazer & Pickup, 1970-02 Camaro, 1977-96 Caprice, 1973-75 Chevelle, 1975-79 Chevy II & Nova, 1973-87 El Camino, 1977-85 Impala, 1973-83 Malibu, 1973-88 Monte Carlo. GMC - Caballero 1978-87, 1983-01 Jimmy, 1982-90 S15 Pickup, 1991-03 Sonoma, 1973-77 Sprint. Oldsmobile - 1977-1992 Custom Cruiser, 1973-88 Cutlass, 1977-85 Delta 88, 1975-79 Omega, Phoenix, Ventura, 1970-02 Firebird	R3605	Lower
Ford - 1974-78 Mustang, 1974-80 Pinto. Mercury - 1980-74 Bobcat	R3606	Lower
Ford -1986-97 Aerostar, 1983-91 Squire, Crown Victoria, 1992-94 Crown Victoria, 1978-83 fairmont, 1981-82 Granada, 1979-86 LTD, 1979-93 Mustang, 1980-88 Thunderbird. Lincoln - 1982-83 Mark VI, 1981-94 Town Car, 1980 Versailles. Mercury - 1979-86 Capri, 1979-91 Colony Park, 1980-88 Cougar, 1983-94 Grand Marquis, 1979-85 Marquis, 1978-83 Zepher.	R3607	Lower
Buick - 1973-75 Apollo, 1971-73 Centurion, 1971-84 Century, Electra, 1971-79 Estate Wagon, Special, 1971-85 LeSabre, 1987-90 LeSabre Wagon, Park Avenue, 1976-79 Opel, 1973-87 Regal, 1979-85 Riviera, 1991-96 Roadmaster, 1975-84 Skyhawk, 1973-79 Skylark Cadillac -1977-84 Deville, 1979-85 El Dorado, 1985-96 Fleetwood (RWD), 1985-1996 Brougham, Seville 1977-85. Chevy - 1982-04 Blazer & S-10 Pick Up (2wd), 1983 Blazer & S-10 Pick Up (4wd), 1985-04 Astro, 1971-75 Bel Air, 1971-73 Biscayne, 1970-81 Camaro, 1971-96 Caprice, 1973-75 Chevelle, 1975-79 Chevy II, Nova, 1973-87 El Camino, 1971-85 Impala, 1994-96 Impala SS, 1973-83 Malibu, 1973-88 Monte Carlo.	R3608	Upper

Application	Package#	Style
Chrysler -1962-64 300, 1975-83 Cordoba, 1983-89 Fifth Ave, 1981-83 Imperial, 1977-81 LeBaron, 1962-82 NewYorker, 1961-81Newport, 1963-64 Town Country, 1958-61 Windsor. Dodge -1963-64 880, 1976-80 Aspen, 1973-78 Charger, 1957-76 Coronet, 1957-59 Custom, 1960-61 Dart, Polara, 1977-89 Diplomat, 1978-79 Magnum, 1960 Matador, 1977-78 Monaco, 1979-81 St. Regis Ford - 1963-64 Club Plymouth - 1957-61 Belvedere, Savoy, Suburban, 1978-89 Caravelle, 1957-78 Fury, 1980-89 Gran Fury, 1957-58 Plaza, 1973-75 Roadrunner, 1973-74 Satellite, 1960-61 Sport Wagon, 1976-80 Volare.	R3609	Upper
Ford - 1965-72 Country Squire, Galaxie, Custom, LTD, 1967-72 Thunderbird Lincoln - 1968-69 Continental, Mark III, 1972 Mark IV, V Mercury - 1965-72 Colony Park, Monterey, 1967-72 Marquis, 1972 Montego.	R3610	Lower



Frame Mount Assembly (Second Series)

Fits Chevy Truck 1955-59.

Weight *Package #*
 8 lbs **R3770**



Frame Mount Assembly (First Series)

Fits Chevy Truck 1947-54. Frame mount assembly. Includes mounting bracket.

Weight *Package #*
 8 lbs **R3771**



Firewall Brake Booster Bracket

Fits Ford 1957-72.

Weight *Package #*
 3 lbs **R3773**



Booster Bracket

Fits Ford Truck 1953-56. Bracket may be rotated 180°
with re-drilled holes and used with right-hand drive vehicles..

Weight *Package #*
4 lbs **R3774**

Picture Coming Soon.....

Mustang II Coil Springs

Rating *Package #*
350 lbs **R2901**
450 lbs **R2902**



Mustang II Shock Struts

Finish *Package #*
Black **R2905**
Chrome **R2905C**



R2905



R2905C

Front / Rear Coilover Shocks

Finish Spring *Package #*
Black 250lbs **R2910**
Chrome 250lbs **R2910C**



R2910



R2910C

Coil-Over Shock Bolt Kits

Model *Package #*
1932-40 Chevy **R2911**
1955-59 Chevy Truck **R2912**



R2911



R2912

27" Hairpin Radius Rod

Finish *Package #*
Chrome **R9910**
Stainless Steel **R9910S**



R9910

Mustang II Upper Control Arm Bolts

Package #
R3400



Saginaw Power Steering Pumps

First Generation Pumps

Feature:

- *Gm Has Produced The Saginaw Power Steering Pump For The Last 40+ Years.
- *There Are Many Versions Of Complete Saginaw Pump Assemblies That Have Been Used On Several Applications Including Imports
- *Complete Pump Assemblies Look Different By Outward Appearance Due To Hose Connections and Engine Mounting
- *Internal Rotary-Vane Type Pump Has Remained Unchanged Since It'S Introduction
- *Units Before 1975 Had A 5/8" Inside Diameter Slide -On Pulley Assembly That Was Held Stationary By A Keyway and Shaft Nut
- *1961- 78 Units Had A 3/8" Hose Barb For Return Line
- *All Pumps Used From 1963-1979 Used A 5/8 - 18 Inverted Flare Fitting For The High Pressure Outlet
- *Metric 1980 And Up Units Used A 16Mmx1.5 O-Ring Thread On The Pressure Hose.
- *Pulley Not Included *Dipstick Included *Female Threads
- *All Pumps Used From 1980-1996 Looked Identical In Appearance To Earlier Units, The Difference Were The Mounting Holes For The Brackets Were Metric

Applications:

- 1955-1972 Gm Cars/Trucks W/ Sbc & Swp
- 1975-1995 Gmc/Chevy C-10,C-20
- 1970-1974 Camaro,Firebird,Nova,Chevelle,Malibu,Monte Carlo
- 1984-1990 Ford Ranger 4Cyl.
- 1985-1987 Buick Skyhawk, Chevy Cavalier, Oldsmobile Cutlass, Pontiac Sunfire, Cadillac Cimmaron
- *These Are Just To Name A Few, Fits Many Applications.

Power Steering Pumps		
Package#	Pump Style	Finish
R3913	Tear Drop	Chrome
R3913X	Tear Drop	Zinc
R3913BK	Tear Drop	Black
R3728	Tear Drop	Chrome
R3725BK	Tear Drop	Black
R3725C	Tear Drop	Chrome
R3726BK	Tear Drop	Black
R3726C	Tear Drop	Chrome
R3730BK	Tear Drop	Black
R3730C	Tear Drop	Chrome
R3731BK	Half Moon	Black
R3731C	Half Moon	Chrome
R3732BK	Half Moon	Black
R3732C	Half Moon	Chrome
R3733BK	Cylindrical	Black
R3733C	Cylindrical	Chrome
R3734BK	Cylindrical	Black
R3734C	Cylindrical	Chrome
R3735BK	Cylindrical	Black
R3735C	Cylindrical	Chrome
R3736BK	Square	Black
R3736C	Square	Chrome
R3737BK	Square	Black
R3737C	Square	Chrome
R3738BK	Round	Black
R3738C	Round	Chrome

Reservoirs Only		
Package #	Reservoir Style	Finish
R3812	Tear Drop	Chrome
R3813	Tear Drop	Black
R3740BK	Tear Drop	Black
R3740C	Tear Drop	Chrome
R3741BK	Half Moon	Black
R3741C	Half Moon	Chrome
R3742BK	Half Moon	Black
R3742C	Half Moon	Chrome
R3743BK	Cylindrical	Black
R3743C	Cylindrical	Chrome
R3744BK	Cylindrical	Black
R3744C	Cylindrical	Chrome
R3745BK	Cylindrical	Black
R3746BK	Square	Black
R3746C	Square	Chrome
R3747BK	Square	Black
R3747C	Square	Chrome
R3748BK	Round	Black
R3748C	Round	Chrome
Aluminum Reservoirs with Pulleys		
Package #	Reservoir Style	Finish
R3713	Cylindrical	Polished
R3714	Cylindrical	Chrome
Aluminum Reservoirs without Pulleys		
Package #	Reservoir Style	Finish
R3715	Cylindrical	Polished
R3716	Cylindrical	Chrome



R3812



R3813



R3743C

R3744C



R3746C

R3748C



R3713



R3715



R3913



R3725BK



R3725C



R3726BK



R3726C



R3745BK



R3730C



R3731C



R3732C



R3747C

Alum Power Steering Dipstick

Finish *Package #*
Polished **R3717**



R3717



R3916

Power Steering Dipstick

Finish *Package #*
Black **R3916**
Chrome **R3917**



R3917

Power Steering Hose Kit

Package #
R3914



R3914

Power Steering Hose Kit - Braided

Application *Package #*
Early GM **R3155**
Late GM **R3156**



R3155



R3156

GM Power Steering Pump Nut & Key Way Set

With Standard Ams 404 Key Way

Package #
R3913H



Chrome Plastic Power Steering Cap Cover

Fits most Chevy, GM, Ford & Chrysler applications and Chevy/GMC 1988-up Full Size Trucks
Snaps over exiting OEM filler cap on Saginaw power steering pumps

Package #
R9257



Alum Universal Power Steering Tank

Style	Tall	OZ	<i>Package #</i>
3/8"NPT Side Port, 1/2"NPT BTM Port	7 3/8"	23	R7720
-6AN Side Port & -10AN BTM Port	7 3/8"	23	R7722
-6AN Side Port & -10AN BTM Port	9 3/4"	31	R7723



R7722



R7723

Remote Reservoir Power Steering Pump GM Saginaw Type II/Second Generation

Feature:

- *High Flow Power Steering Pump
- *Compact Size
- *Same As Gm Type Ii Tc Pumps
- *For Use With Remote Reservoir
- *Overall Length 3.79" *Overall Width 4.15" *Overall Height 5.14" *Flow Rating
- *5/8" Hose Inlet Works With An 10 Push On With Clamp
- *Outlet Accepts A 16Mm O-Ring Fitting Or A Banjo Fitting For An "An-6" Pressure Line.
- *Shaft Has 0.663" O.D. And Uses A Press-On Pulley
- *Pump To Be Used With A Plastic Attached Reservoir.
- *Flow Control Valve Is Recommended For Applications Using Mustang Ii Steering
- *Can Produce Between 1,250 -1,450 Psi
- *Type Ii Pumps Are Less Sensitive To Radial Belt Loading, Making Them Ideal For Hard-Core Abuse.
- *Pulley Not Included

Application:

1980- Up GM Passenger Car

Package#	Finish
R3720C	Chrome
R3720BK	Black
R3720POL	Polished
R3720X	Satin



R3720C



R3720BK

GM Saginaw(Vega) Manual Steering Box

Feature:

- *Cast Iron
- *Input Shaft Diameter 5/8" *Input Shaft Spline: 36 *Output Shaft Diameter: 1.00"
- *Output Shaft Spline: 32 And 4 Master *Lock To Lock Is 5 Turns
- *20:1 Steering Ratio - Vega Cross Steer *22:1 Steering Ratio - Saginaw -140
- *Bolts Up To All Vega Type Brackets
- *Accepts Vega Spline U-Joints, Pitman Arms, And Accessories
- Mounting Pattern Is 2 3/4" And 4 3/8" Center To Center Of The Three Mounting Holes
- *From Outside Of Box To Area On Mounting Surface Is 4 1/2"
- * From Adjust Screw To End Of Output Shaft Is 8"
- *Overall Length Of The Box Not Including The Input Shaft Is 5 3/4"
- *Input Shaft Extend Rearward 1 3/16"
- *Centerline Through The Output Shaft To The Front Of The Box Is About 3"
- *Recommended For Vehicles Under 3,000Lbs
- *Best Choice When Building A Model T -1934 Ford

Package#	Finish	Style
R3140	Black	Saginaw-140
R3141	Chrome	Saginaw-140
R3143	Black	Cross Steer
R3143c	Chrome	Cross Steer



Heavy Duty Idler Arm

Fit 1964-67 Chevelle

Package #
R3760



Pitman Arms

Package#	Description
R3120	Pitman Arm 78-88 Small Power 6 7/32" C-C
R3121	Pitman Arm 78-88 Big Power 6 7/32" C-C
R3122	Pitman Arm 68-72 Manual & Small Power 5"C-C
R3127	Pitman Arm 64-67 Big Gm Power 5" C-C
R3128	Pitman Arm 68-72 Big Gm Power 5" C-C
R3129	Pitman Arm 64-67 Manual & Small Power 5" C-C



Vega Pitman Arm

Features

- *Available In A Plain Steel Or Chrome Version.
- *An Offset Design, With A Double Tapered Hole
- *Length Center Eye To Center Eye Is 6 1/4"
- *Overall Length Is 7 3/4" *1" Spline Diameter *0.60" Diameter Tapered End
- *Tie Rod End Is Tapered On Both Sides

Package#	Finish
R3130C	Chrome
R3130	Plain



R3130C

Vega Box Bracket

Features

- *Weld On Bracket *Includes Gusset
- *Clear Holes On The Bottem And Tapped Hole At The Top.
- *Recommended On Model T Through 1934 Frames.

Style *Package #*
With Gusset R3131
Without Gusset R3137



S3131

Lower Steering Arms

Features

- *Available In Plain Steel Or Chrome
- *Forged Steel
- *Fits Reproduction 37-41 Ford Spindle.
- *Primarily Used On "T" Through 1934 Fords With 4" Dropped Axles
- *1 3/4" Drop Steering Arms

Finish	<i>Package #</i>
Zinc	R3132
Chrome	R3132C



R3132C

Lower Shock Mount

Features

- *Forged Steel
- *Design Is Stronger Than Original
- *Stud For The Shock Eye Mount Is 5/8"
- *Includes A Bushing Installed For Use With 1/2" Bolt

Finish	<i>Package #</i>
Stainless	R3133
Chrome	R3133C



R3133C

Batwings

Features

- *Four Bar Mount Center To Center 4 1/2"
- *1/2-20" Threaded Hole For Panhard Bar
- *Inside Diameter: 0.70"
- *Sold As Pairs
- *For Axles With 2 1/4" Boss - Spacer Is Required For 2" Axle Boss

Package #
R3134



King Pins

Features

- *Great Improvement Over Stock Style Pins
- *Kit Replaces The Original Brass King Pin Bushings
- *Kit Includes Precision Needle Bearings
- *Kit Provides Superior Strength, Better Lubrication And Easier Steering

Finish	<i>Package #</i>
Natural	R3135
Chrome	R3135C
Polished	R3135POL



Perchs

Features

- *1928-34 Ford Lower Shock Mounts
- *Available In Plain Steel Or Chrome
- *Includes Nylock Nut
- *2 1/2" From Top Of Threads To Mid Shoulder
- *2 7/8" From Top Of Threads To Top Of Shoulder
- *Thread Length Is 1 7/8"
- *Distant From The Top Of The Shoulder to the Bottom of The Threads Is 4 3/4"

Finish	<i>Package #</i>
Stainless Steel	R3136
Chrome	R3136C



1966-1982 Mopar Manual Steering Box

Features

- *Quicker 4-Turns Lock to Lock
- *16:1 Steering Ratio
- *Lighter and Stronger Than Stock
- *Cast Iron
- *Rear Steer
- *3/4" X 36 Spline

Application:

1966-1982 Mopar A-Body, B-Body, C-Body, E-Body Cars & 1966-74 Trucks

Finish	<i>Package #</i>
Black	R3144
Chrome	R3144C



R3144

Reversed Corvair Steering Box

Features

- *Input Shaft Diameter: 5/8" *Input Shaft Length: 1.04" *Input Shaft Spline: 36
- *Output Shaft Diameter: 0.86" *Output Shaft Length: 1.15"
- *Overall Length: 7.00" *Overall Height: 5 1/2"
- *Steering Ratio: 20:1 *3 Bolt Mounting Flange
- *Designed for Use on Traditional Steering Cars and T-Buckets
- *Mounting Hole Closest to the Input Shaft to Hole Closest to the Output Shaft is 2 15/16"
- *Hole Closest to the Input Shaft to the Hole Opposite of Output Shaft is 3 3/4"

Application:

1960-1969 Chevy Corvair

Finish	Type	<i>Package #</i>
Black	Reversed	R3145
Chrome	Reversed	R3145C



R3145



R3145C

GM 525 Manual Steering Box

Features

- *Input Shaft is 3/4" *Input Shaft Spline: 30 *Output Shaft Spline: 36
- *1.058 Diameter Top of Splines *Lock to Lock is 6.25 Turns *25:1 Steering Ratio
- *1.100 Diameter Middle of Splines *1.124 Diameter Bottom of Splines
- *Cast Iron

Application:

1965-91 GM Applications

Finish	<i>Package #</i>
Black	R3146
Chrome	R3146C



R3146

Mustang II Power Rack & Pinion - Satin

Package #
R3149



Mustang II Rack & Pinion

Features

- *Front Steer *Manual Steering Rack
- *9/16" - 26 Spline Input Shaft *16" Mount Centers
- *3.5 Turns Lock To Lock *Rack Travel - 5.25"
- *Standard Ratio 20:1 *Overall Length - 45"
- *Inner Tie Rod Pivot Point Center To Center - 24 1/2"
- *Oversteer Commonly Associated With Power Racks Are Eliminated With This Responsive Steering Rack.
- *Used On Pinto/ Mustang II Front Suspensions In Street Rods.

<i>Finish</i>	<i>Package #</i>
Stain	R3150
Chrome	R3150C
Polished	R3150POL



Torque Link Assembly Small Rubber - 1 3/8 Snub

Package #
R4327



Coil Spring Spacer 3" Trim to Fit

Package #
R4328



Rack & Pinion Mounting Bushing Set

Features

*Diameter Big End 1.330" *Diameter Small End 1.315"
*Inside Diameter 0.656" *Works For Both Manual & Power Rack

Package #
R3151



Tie Rod Ends

Features

*Available In Two Versions Oem Dle-9Hole & 1" Extended
*Extended: Zerk Fitting To End Of Shank Is 5"
*Extended Stud Diameter: 1/2"
*Extended: Threads Rh Female
*Extended Thread Pitch: 9/16" - 18
*Extended Thread Length: 3/4"
*Oem: Zerk Fitting To End Of Shank Is 3.5" *Oem Stud Length: 1 /34"
*Oem Thread Pitch: .562 X 18 *Oem Stud Length: 1.9"
*Tie Rod Ends Will Fit Both Manual And Power Rack & Pinion.

Package#	Finish	Version
R3152	Natural	OEM
R3152C	Chrome	OEM
R3153	Natural	Extended
R3153C	Chrome	Extended



R3151



R3153

1932 Ford Triangulated 4 Link Kit

Material *Package #*
Stainless R802
Steel (Raw) R803



AN Fittings

Aluminum Straight Hose End Fitting

Size	Package #
-4	R81011
-6	R81012
-8	R81013
-10	R81014
-12	R81015



Push-On Hose End Fitting - Straight

Size	Package #
-4	R81511
-6	R81512
-8	R81513
-10	R81514
-12	R81515



Push-On Hose End Fitting

45° Size	Package #
-4	R81521
-6	R81522
-8	R81523
-10	R81524
-12	R81525



90° Size	Package #
-4	R81531
-6	R81532
-8	R81533
-10	R81534
-12	R81535



120° Size	Package #
-6	R81542
-8	R81543
-10	R81544
-12	R81545



180° Size	Package #
-6	R81562
-8	R81563
-10	R81564
-12	R81565



A Dash PIPE

Size	Package #
-4 1/8"	R82001
-4 1/4"	R82002
-6 1/8"	R82003
-6 1/4"	R82004
-6 3/8"	R82005
-6 1/2"	R82013
-8 1/4"	R82006
-8 3/8"	R82007
-8 1/2"	R82008
-8 3/4"	R82014

Size	Package #
-10 1/2"	R82009
-10 3/8"	R82185
-10 3/4"	R82531
-12 1/2"	R82010
-12 3/4"	R82011



Male Union Adapter

Size	Package #
AN-4	R82016
AN-6	R82017
AN-8	R82018
AN-10	R82019



An To Pipe Thread 90° Adapter

Size	Package #
AN-4 to 1/8"NPT	R82020
AN-4 to 1/4"NPT	R82021
AN-6 to 1/8"NPT	R82022
AN-6 to 1/4"NPT	R82023
AN-6 to 3/8"NPT	R82024
AN-6 to 1/2"NPT	R82025

Size	Package #
AN-8 to 1/4"NPT	R82026
AN-8 to 3/8"NPT	R82027
AN-8 to 1/2"NPT	R82028
AN-10 to 1/2"NPT	R82029
AN-10 to 3/8"NPT	R82030
AN-10 to 3/4"NPT	R82031



Union Tee

Size	Package #
-4	R82061
-6	R82062
-8	R82063
-10	R82064



An To Pipe Thread T

Size	Package #
An-4 to 1/8"NPT	R82065
An-6 to 1/8"NPT	R82066
An-8 to 3/8"NPT	R82067
An-10 to 1/2"NPT	R82068



90° Female An Swivel

Size	Package #
Male An -4	R82085
Male An -6	R82066
Male An -8	R82087
Male An -10	R82088



An Tee Female Swivel On

Size	Package #
Run -4	R82089
Run -6	R82090
Run -8	R82091
Run -10	R82092



90° Flare Bulkhead

Size	Package #
-4	R82081
-6	R82082
-8	R82083
-10	R82084



90° Flare

Size	Package #
-3	R82186
-4	R82119
-6	R82120
-8	R82190
-10	R82191



Bulkhead Nut

Size	Package #
-4	R82099
-6	R82100
-8	R82103
-10	R82104



Pipe Coupling

Size	Package #
1/8"	R82129
1/4"	R82130
3/8"	R82131
1/2"	R82132
3/4"	R82133



Fuel Y-Block

Size	Package #
1/2"	R8212Y
3/8"	R8238Y



An Flare Reducer Male to Male

Size	Package #
-6 to -4	R82156
-8 to -6	R82160
-10 to -6	R82161
-10 to -8	R82162



NPT Plug with HEX Head

Size	Package #
1/8"	R82205
1/4"	R82206
3/8"	R82207
1/2"	R82208
3/4"	R82209



Female Flare Swivel Straight

Size	Package #
-6	R82915
-8	R82916
-10	R82917



Flare Plug

Size	Package #
-4	R83713
-6	R83714
-8	R83715
-10	R83716
-12	R83717



Flare Cap

Size	Package #
-4	R83752
-6	R83740
-8	R83741
-10	R83742
-12	R83743



Hose End Fitting

45° Size	Package #
-4	R84021
-6	R84022
-8	R84023
-10	R84024
-12	R84025



90° Size	Package #
-4	R84031
-6	R84032
-8	R84033
-10	R84034
-12	R84035



120° Size	Package #
-6	R84042
-8	R84043
-10	R84044



180° Size	Package #
-4	R84061
-6	R84062
-8	R84063
-10	R84064
-12	R84065



Billet Aluminum Fuel Y-Block Fitting

Size	Package #
-4	R82093
-6	R82094
-8	R82095
-10	R82096



Check Valve

Size	Package #
AN6	R6463
AN8	R6464
AN10	R6465
AN12	R6466
AN16	R6467



Aluminum Shut Off Valve

Size	Package #
AN4	R6468
AN6	R6469
AN8	R6470
AN10	R6471
AN12	R6472
AN16	R6473



Tools

Blue Anodized Adjustable "AN" Aluminum Wrench Light Weight Cross Drilled Design

Size

8" adjust from -3 to -8

9" adjust from -3 to -20

Package #

R6205

R6206



R6205



R6206

5" Adjustable "AN" Alum Wrench - Blue

Package #

R6207



6 Pieces Anodized "AN" Wrench Set, -3 thru -12

Light Weight Cross Drilled Design

Size

-3, -4, -6, -8, -10, -12

Package #

R6211



7 Piece-Double Head An Wrench Set

Size

4-3,6-4,8-6,10-8,12-10,16-12,20-16

Package #

R7940



6 Piece AN Wrench Set

Size

4, 6, 8, 10, 12, 16

Package #

R7945



Engine Oil Pump Primer with Sleeve

Insert into distributor hole, to prime the engine with oil prior to initial startup. GM applications.

Package #

R9534



9" Safety Wire Pliers

Size

6"

9"

Package #

R809X

R809



Safety Wire 350-ft Length (1LB)

Stainless Steel, .032 in. Diameter, 1 lb. Can

Finish

Wire Only

Wire + Pliers Kit

Package #

R811

R812



R811



R812

2" Tire Pressure Gauge

Has a 12" hose with a valve stop to hold the reading and a pressure bleeder.

Package #

- R8285
- R8286
- R8287



Polished Aluminum Tire Stagger Gauge

Package #
R808



Tire is not included

Caps and Discs

Complete sets of four

Finish	Size	Style	<i>Package #</i>
Chrome	14"	Moon Caps	R9901
Chrome	15"	Moon Caps	R9902
Chrome	14"	Flipper Hub Caps	R9903
Chrome	15"	Flipper Hub Caps	R9904
S.S.	14"	Wheel Discs	R9906
S.S.	15"	Wheel Discs	R9907



R9901



R9903

Wheel Center Cap

Rubber Center Cap

Style	Base	<i>Package #</i>
Plain	Steel Base	R4520
Plain	Stainless Base	R4521
Spinner	Steel Base	R4522
Spinner	Stainless Base	R4523



R4520



R4522

Engine Stand

Style	<i>Package #</i>
1000LBS	R1902
1250LBS	R1903
2000LBS	R1904



R1902



R1903



R1904

Engine Stand

Package #
R1900



2-Piece Engine Cradle for SB/BB Chevy

Style *Package #*
With Wheels R1906
Without Wheels R1907



Steering Column Display Rack

Package #
R5675



Aluminum Jam Nut, 1" Coarse Thread

Package #
R8201



Chevy/GMC 73-87 Pickup Rear Fender Guards - Chrome

Package #
R9698



Steel Engine Lift Plate - Zinc

Package #
R7903



Hose Installation Kit (Steel)

Package #
R5400



1/3" CMOS Color RV 120CX Guiding Line Car Camera with 6 IR LED Lights

Package #
SC0301



4.3" TFT LCD Rearview Mirror Monitor

Package #
SC4101



Dualie Custom Fit Wheel Simulator

16" & 16.5" Universal Fit for Chevy, Ford, DODGE (A)
28623, 28374, 28511, 28333, 27796, 28512, 28371



Package #
SM1600

Dualie Wheel Simulator Super Duty

16" Ford F-450/E-53 Dualie



Package #
SM1601

19.5" 8 Lug Wheel Simulator

Description
19.5" X 6.75, 8 Lug, LO Pro Chassis W/ 30mm LNC
19.5" X 6.75, 8 Lug, LO Pro Chassis W/ 32mm LNC

Package#
SM1900
SM1901



19.5" 8Lug F450/550 Super Duty Wheel Simulators

19.5 X 6", Ford XL SD 450/550 10 LUG, 5HH

Package #
SM1902



22.5" 10 Lug Front Axle Set W/ Pop-off center Wheel Simulators

Description
22.5" X8.25, 10 Lug, 2HH, Front Axle Set W/ Pop-Off Center
22.5" X8.25, 10 Lug, 5HH, Front Axle Set W/ Pop-Off Center

Package#
SM2200
SM2201



22.5" 10 Lug Rear Axle Set Wheel Simulators

Description
22.5" X 8.25, 10 Lug, 2HH, Rear Axle Set
22.5" X 8.25, 10 Lug, 5HH, Rear Axle Set

Package#
SM2202
SM2203



RPC Hat - Red with Red Stitching
RPC Hat - Black with Yellow Stitching

Color
Red **R804**
Black **R805**



R804

R805