



**DER**<sup>®</sup>

**Original**

**Equipment**

**Reproduction**

**ORIGINAL QUALITY • ORIGINAL APPEARANCE**

**MANUFACTURING AUTHENTIC PRODUCTS FOR THE RESTORATION INDUSTRY**

# New Product Showcase

**New!**

## Mopar Light Argent Silver Paint

OER® Mopar textured light argent silver paint for classic Mopar vehicle restoration. Produced to match factory paint color as closely as possible and offers excellent paint coverage and adhesion even on difficult to paint surfaces. 16 oz. can.



K89182 light argent - silver

**New!**

## Mopar Dark Argent Silver Paint

OER® Mopar textured dark argent silver paint for classic Mopar vehicle restoration. Produced to match factory paint color as closely as possible and offers excellent paint coverage even on difficult to paint surfaces. 16 oz. can.



K89183 dark argent silver

**New!**

## Mopar Argent Silver Grill Paint

OER® Mopar argent silver grill paint for classic Mopar vehicle restoration. Produced to match factory paint color as closely as possible and offers excellent coverage and adhesion even on difficult to paint surfaces. Can be used on grills, headlamp bezels, tail panels and trim pieces. 16 oz. can.



K89184 argent silver - gloss

K89188 argent silver - satin

**New!**

## 1962 Impala/Full Size Tail Lamp Trim Ring

OER AUTHORIZED

Reproduction tail lamp trim ring for 1962 Chevrolet Impala/full size models. Features a bright chrome finish. Sold individually. Fits LH or RH.

5953655 62



**New!**

## 1968-72 Door Glass Guide Stop Bumpers

OER® reproduction door glass guide stop bumpers for 1968-72 full size models. This piece is required for proper door glass alignment, and is commonly damaged during removal.

### Chevrolet

**Camaro**  
1970-81 all  
**Caprice**  
1968 Sport coupe  
1968 Sport sedan - rear  
**Chevelle**  
1968 Sport sedan  
1971-72 Sport sedan  
1969-71 Sport coupe  
1969-71 convertible

### Full size cars

1969-71 convertible  
1969-71 sport coupe  
1970-72 2 door  
1970-72 sport sedan

### Pontiac

**Bonneville**  
1969-70 hardtop/conv.  
**Catalina**  
1969-70 hardtop/conv.  
**Firebird**  
1969-81 all  
**Grand Prix**  
1968-69 hardtop  
1971-72 all  
**GTO**  
1969-70 hardtop/conv.  
1971-72 all

### Lemans

1969-70 hardtop/conv.  
1971-72 all  
**Tempest**  
1971-72 all

152731 68-72 LH or RH



**New!**

## 1960-66 GM Truck Door Mirror Gaskets

CX1170

OER® reproduction of the outer door mirror gaskets designed for 1960-66 Chevy/GMC truck models. Manufactured from high grade rubber as original.

CX1170 60-66 LH

CX1169 60-66 RH



**New!**

## 1967-72 GM Truck Door Mirror Gasket

OER® reproduction of the outer door mirror gasket designed for 1967-72 Chevy/GMC truck models. Manufactured from high grade rubber as original.

CX1171 67-72 LH or RH



**New!**

## 1960-72 GM Truck/Blazer Gas Neck Grommet

Reproduction of the gas tank filler neck grommet for use on 1960-72 Chevrolet and GMC truck models and 1969-72 Blazer. Manufactured from durable rubber for years of use, these grommets secure the fuel filler neck at the cab.

CX1360 60-66 pickup

3886792 67-70 pickup

CX1643 71-72 pickup

CX1643 69-72 Blazer



3886792

## GM Product Spotlight

**New!**



### OER Authorized Distributor LED Sign

OER® Authorized distributor LED light up sign. Each sign uses bright high visibility LED lights with up to 50,000 hours of usage with virtually no maintenance. This single sided sign measures 23" x 12-1/2" x 3/8". Includes hanging kit.

OER300 OER Distributor sign

**New!**



### 1967-72 Seat Adjuster Springs

OER® reproduction of the seat track lever return springs for 1967-72 models. Each spring is designed to replace the original lever return to allow the adjuster to work properly. Includes the lever spring and the seat tension spring. Sold in pairs. 2 pair required per vehicle.

**Note:** These springs are included when purchasing the seat adjuster tracks.

#### Chevrolet

1967-69 Camaro  
1967 Caprice sport coupe  
1967-68 Chevelle  
1967 Impala SS  
1967-69 Monza  
1967-71 Chevy II/Nova

#### Pontiac

1967-69 Firebird

#### Oldsmobile

1967-72 F85  
1967-72 Cutlass  
1967-68 Delmont  
1967-72 Delta  
1967-72 Ninety Eight  
1967-72 Toronado

**New!**



### 1973-74 Nova Console

Reproduction of the floor console installed in 1973-74 Nova models. This injection molded console will replace the original cracked or damaged factory original. Correctly produced injection molded outer shell only as shown.

The shift plate, shift slider assembly, rubber shift boot, shift boot retainer, hardware and other components are available separately.



327546 73-74 Nova

**New!**



### 1975-81 Camaro/Firebird Side Seat Track Assemblies

OER® seat adjusting tracks for 1975-81 Camaro and Firebird models with manual seat adjustment. Each pair of seat tracks has the tension springs installed and includes the release cables and knob. 1 pair of tracks required per seat. Prepackaged in OER® box.

15453 75-81 LH  
15454 75-81 RH

E386 67-72

## GM Product Spotlight

**New!**



### 1967-71 GM Truck Door Panel Screw Set **OER AUTHORIZED**

OER® Authorized door panel screw set for 1967-71 GM truck models. Screws are used to attach the lower portion of the door panel to the door. Set of 8 screws, one set required per truck.

CX1473 67-71 8 piece

**New!**



### 1975-79 Nova Headliner Side Trim Clip Set

OER® reproduction clips used to retain the interior headliner side trim #N1451 on 1975-79 X-Body models. 2 clips required per side. Sold as a set of 4. Prepackaged in OER® poly tube.

748706 75-79 4 piece

**New!**



### 1955-60 Full Size GM Billet Door Lock Knobs **OER AUTHORIZED**

Custom billet door lock knobs manufactured from polished billet aluminum.

TF100239 55-60

**New!**



### 1969-74 Nova Dash Pad Clip Set

OER® reproduction of the 1969-74 Nova dash pad clips. Each clip is manufactured to exact specifications using spring steel as original. Set includes 4 clips. Prepackaged in OER® poly tube.

748705 69-74 4 piece

**New!**



### 1973-77 Coat Hook Escutcheon

OER® reproduction of the coat hook escutcheon designed for 1973-77 GM models. Item is injection molded in correct shape and features proper factory grain for authenticity. Includes mounting screw. Installs on the rear inner sail panel. Sold individually. 2 required per vehicle.

**Buick**

1976 Riviera  
1976-77 Century  
1976-77 Regal

**Cadillac**

1976 Galaxie  
1976-77 Deville  
1976-77 Fleetwood

**Chevrolet**

1973-74 Camaro  
1973-77 Monte Carlo

**Pontiac**

1973-74 Firebird  
1973-74 Grand Prix

**Oldsmobile**

1973-77 Cutlass 2 door  
hardtop  
1974-76 Toronado

1974-75 Delta 88 2 door  
hardtop

9653915 73-77

**New!**



### 1967-69 Camaro/Firebird Glove Box Door Hinge

OER® reproduction glove box door hinge for 1967-68 Camaro and 1967-69 Firebird models. Manufactured of correct gauge steel and includes mounting screws. Prepackaged in OER® poly tube.

1967-68 Camaro  
1967-69 Firebird

A9100210 67-69

### 1967-72 GM Truck Door Handle Escutcheon **New!**

OER® reproduction of the original door handle escutcheon for 1967-72 GM truck, Blazer, Jimmy and Suburban models. Manufactured from thick plastic, this bushing is used to insulate the window regulator from the door panel. Designed to keep door handles from rattling when driving. Prepackaged in OER poly tube.

CX1508 67-72 black

CX1509 67-72 blue

CX1510 67-72 green

CX1511 67-72 saddle

**New!**



9825238



9825239

### 1970-74 Chevrolet/Pontiac Interior Door Handles

These correct die-cast inner door handles are manufactured to exact specifications for an original appearance and correct fit. Fits 1970-74 Camaro and Firebird models with standard or deluxe interior, 1970 Bonneville and 1970-72 Grand Prix.

#### Handles without Escutcheon

9825239 70-74 LH

9825238 70-74 RH

**New!**



K470



K486

### 1970-74 Chevrolet/Pontiac Interior Door Handle Escutcheon

Reproduction inner door handle escutcheons, also known as finger guards. Manufactured from injection molded material that can be painted to match your original interior color or left "as-is" in black molded-in color. Inner door handle escutcheons snap into the die-cast portion of the handle with integral clips that are molded into the escutcheon. Standard and deluxe escutcheons fit 1970-74 Camaro and Firebird models. Deluxe escutcheons fit 1970 Bonneville and 1970-72 Grand Prix. Sold in pairs.

K470 70-74 standard

K486 70-74 deluxe

**New!**



## 1959-64 GM Windshield Wiper Switch OER AUTHORIZED

Reproduction windshield wiper switch with correct terminals and shaft for 1959-64 GM models. For models with 2 speed wipers and windshield washer option.

**Buick**

- 1959 Electra
- 1959 Lesabre
- 1961 Electra with dual speed wipers
- 1961 Invidia with dual speed wipers
- 1961 Lesabre

**Chevrolet**

- 1959-63 Impala/full size with dual speed wipers
- 1963-64 Corvette

**Oldsmobile**

- 1960-61 88 with dual speed wipers
- 1960-61 98 with dual speed wipers
- 1961 Starfire with dual speed wipers

593175	59-64	dual speed
--------	-------	------------

**New!**



643175

## 1964 Impala/Full Size Windshield Wiper Switch OER AUTHORIZED

Reproduction windshield wiper switch with correct terminals and shaft for 1964 Impala/full size Chevrolet car models. For models with single speed or dual speed wipers and windshield washer option.

OX1757	64	single speed
643175	64	dual speed

**New!**



## 1965-66 GM Windshield Wiper Switch OER AUTHORIZED

Reproduction windshield wiper switch with correct terminals and shaft for 1965-66 Chevrolet models. For models with 2 speed wipers and windshield washer option.

- 1965-66 Impala/full size w/dual speed wiper with washer
- 1965-66 Chevrolet with dual speed wiper
- 1965-66 Corvette with dual speed wiper

653175	65-66	dual speed
--------	-------	------------

**New!**



## 1968 Impala/Full Size Windshield Wiper Switch OER AUTHORIZED

Reproduction windshield wiper switch with correct terminals and shaft for 1968 Impala/full size Chevrolet car models. For models with 2 speed wipers, windshield washer option and recess park.

14046	68	Impala/full size
-------	----	------------------

**New!**



## 1965-66 GM Windshield Wiper Switch OER AU

Reproduction windshield wiper switch with correct terminals and shaft for 1965-66 Chevrolet models. For models with single speed wipers and windshield washer option.

- 1965-66 Impala/full size w/single speed wiper with washer
- 1965-66 Chevy II/Nova w/single speed wiper with washer
- 1965-66 Chevrolet w/single speed wiper with washer
- 1965-66 Corvair w/single speed wiper with washer

OX1756	65-66	single speed
--------	-------	--------------

**New!**



## 1972-76 GM Windshield Wiper Switch OER AUTHORIZED

Reproduction windshield wiper switch with correct chrome knob for 1972-76 GM models.

**Buick**

- 1973-75 Apollo
- 1975 Skylark
- 1976 Skylark w/o pulse wipers
- 1972 Chevrolet
- 1972 El Camino
- 1972 Greenbird
- 1972-73 Nova
- 1976 Nova w/o pulse wipers

**Oldsmobile**

- 1973-75 Omega
- 1976 Omega w/o pulse wipers

**Pontiac**

- 1972-76 Ventura

1994180	72-76	
---------	-------	--

**New!**



## 1972-74 Camaro Windshield Wiper Switch OER AUTHORIZED

OER reproduction of the windshield wiper switch designed for 1972-74 Camaro models. Features correct font, style and lettering for WASHER-WIPER wording along with a correct chrome ribbed knob. For use with non-recessed windshield wipers.

1994148	72-74	
---------	-------	--

**New!**



## 1962-91 GM Heater Blower Motor Resistor

OER® reproduction heater motor resistor for various GM non air conditioned models. Each resistor is an exact reproduction of the original GM component, designed to fit and function just like the original AC Delco resistor. The blower motor resistor is responsible for controlling the speed of the fan. Prepackaged in OER® chipboard box.

**Chevrolet**

- 1967-83 Camaro
- 1962-75 Impala/full size
- 1962-79 Chevy II/Nova
- 1982-91 Suburban
- 1962-79 Corvair
- 1976-87 Chevelle
- 1976-80 Monza
- 1976-77 Vega

**Buick**

- 1976-80 Skyhawk
  - 1976-79 Skylark
- Oldsmobile**
- 1966-68 98
  - 1967-68 Delmont 88
  - 1966-68 Delta 88
  - 1966-68 Dynamic 88
  - 1966-68 Jetstar 88
  - 1976-79 Omega
  - 1966 Starfire
  - 1976-80 Starfire
  - 1966-68 Toronado

3798317	62-91	without AC
---------	-------	------------

## 1973-81 Camaro Heater/AC Blower Motor Resistor **New!**

OER® reproduction heater blower motor resistor for various GM models without AC. Each resistor is an exact reproduction of the original GM component, designed to fit and function just like the original AC Delco resistor. The blower motor resistor is responsible for controlling the speed of the fan. Prepackaged in OER® chipboard box.



6262655	73-81	with AC
---------	-------	---------

## GM Product Spotlight

**New!**

### 1968-72, 1977-80 Carb/ Accelerator Return Spring

Reproduction of the commonly missing or worn out spring which mounts between the carburetor and water neck and helps to return the throttle to the closed position.

**Chevrolet**

1969 Camaro w/ small block engines  
1969 Impala/ full size w/ big block engine  
1970-71 Impala/full size w/ 350 or 400 engine  
1968-72 Chevy II/Nova w/ 6 cylinder

**Pontiac**

1977-80 Firebird w/ small block Chevrolet engine

30135 68-80

**New!**

### 1974-81 GM Outer Accelerator Spring

Reproduction of the commonly missing or worn out spring which mounts between the carburetor and water neck and helps to return the throttle to the closed position. Prepackaged in OER poly tube.

**Chevrolet**

1974-76 Camaro V8  
1977-78 Camaro all  
1979-80 Camaro all V8  
1981 Camaro 229  
1974-76 Impala/full size V8  
1977-78 Impala/full size all  
1979 Impala/full size V8  
1980 Impala/full size V8  
1981 Impala/full size 229  
1974-76 Nova V8

1977-78 Nova all

1974-80 GM Truck all V8

1974-80 Corvette all

1974-75 Chevelle all

1976 Monte Carlo V8

1977-78 Monte Carlo all

1981 Monte Carlo 229

1976 El Camino V8

1977-78 El Camino all

1981 El Camino 229

1976 Malibu V8

1977-78 Malibu all

1981 Malibu 229

340637 74-81

**New!**



CX1200



CX1201

### 1947-59 GM Truck Brake/Clutch Pedal Pads

OER® reproduction of the original brake and clutch pedal pad designed for 1947-59 Chevy/GMC truck models. Brake design is same as original featuring correct ribbed design. 2 required per vehicle.

CX1200 47-55 55 1st series

CX1201 55-59 55 2nd series

**New!**



358743



372170

### 1975-77 Standard Nova Grill Emblems

OER® reproduction die-cast "Nova" nameplate grill emblems for 1975-77 Chevrolet standard Nova models except SS and Rally models. Features the correct font and mounting studs as original. Prepackaged in OER® box.

**Note:** Not for SS or Rally models.

358743 75

372170 76-77

### 1973-74 Nova 4-Speed Console Shift Plate/Tunnel **New!**

OER® reproduction of the one piece standard shift plate originally installed on all 1973-74 models with a standard transmission and a console. Manufactured in zinc die-cast metal just like the original. Each item is chrome-plated, polished to a brilliant shine and painted with semi-gloss black paint in the accent areas for authenticity. Prepackaged in OER® box.



327549 73-74 4 speed

**New!**



### 1975-79 Nova Automatic Console Shift Plate

OER® reproduction of the console shift plate for 1975-79 Nova models with an automatic 3-speed transmission. Shift plate must be glued to console. Prepackaged in OER® poly tube.

748603 75-79 automatic

**New!**



### 1963 Impala SS Console Lamp Housing

OER® reproduction console lamp housing for 1963 Impala SS models with courtesy lights. Features a chromed steel housing with preinstalled retainer clip. Will install on both reproduction and GM center consoles. Prepackaged in OER® poly tube.

3829166 63

## Reproduction GM **New!** Door Pull Rubber Bumper

Reproduction rubber bumper at center lower hole, for various GM door pull handles



<b>Buick</b> Regal 1991-92 - rear door Skyhawk 1986-91 - front door Skyhawk 1986-91 - rear door Somerset 1986-89 - front door Somerset 1986-89 - rear door	<b>Oldsmobile</b> Galais 1987-91 - front door
<b>Pontiac</b> Grand Am 1990 - front door Grand Am 1990 - rear door	

20349879 82-96 various

## Reproduction GM **New!** Fuel Tank Filler Door Bumper

Reproduction rubber bumper at center lower hole, for various GM door fuel tank filler doors



<b>Buick</b> Étate Wagon 1991-96 (at center lower hole) Hearse/Limo 1991-96 (at center lower hole) Lesabre 1989 Roadmaster Sedan 1992-96 (at center lower hole) Skyhawk 1982-89 Seville 1987
--

<b>Cadillac</b> Cimarron 1982-88 Eldorado 1986-91 (at center lower hole)
--

<b>Chevrolet</b> Caprice 1991-96 (at center lower hole) Cavalier 1988-90 Cavalier 1992-94 (at center lower hole) Hearse/Limo 1991-94 (at center lower hole) Impala SS 1994-96 (at center lower hole) Lumina 1990-94 (at center lower hole)
--

<b>Oldsmobile</b> Custom Cruiser 1991-92 (at center lower hole) Cutlass 1990-97 (at center lower hole) Delta 88 Royale 1989 Firenza 1982-88 (except models with fuel door lock)
---

<b>Pontiac</b> Bonnevilles 1989 Grand Prix 1990-96 (at center lower hole) Sunbird 1988-90 Sunbird 1992-94 (at center lower hole)
--

20349879 82-96 various

## Reproduction GM **New!** Hood Stop Rubber Bumper

Reproduction rubber hood stop bumper at center lower hole for various GM models.



<b>Buick</b> Acaulia 2008-2012 Enclave 2008-2012 Traverse 2008-2012
--

<b>Chevrolet</b> HHR 2006-2011 Traverse 2009-2012
---

20349879 06-12 various

## Reproduction GM **New!** Sunroof Control Arm Bumper

Reproduction rubber bumper for various GM sun roof control arms.



<b>Buick</b> Electra 1985-88 Riviera 1986-87 Skyhawk 1989
--

<b>Cadillac</b> Deville 1985-88 Fleetwood Brougham 1985 Fleetwood D'Elegance 1987-88 Fleetwood/Limo 1985-88 Fleetwood Sixty Special 1987-88 Funeral Coach 1985-88 Seville 1986-90
--

<b>Oldsmobile</b> 98 Regency 1985-88 Firenza 1988 Tornado 1986-87
--

<b>Pontiac</b> Bonneville 1987-88
--------------------------------------

20349879 85-12 various

## **New!**



## 1947-57 GM Truck Hood Bumper Set

OER® reproduction of the Chevrolet and GMC truck hood bumper set for 1947-57 models. Prepackaged in OER® poly tube.

CX1252 47-55 1st

CX1253 55-57

## **New!**



## 1964 Impala/Full Size Console Door Bumper

OER® reproduction console lid rubber bumper designed for 1964 Impala and full size models with floor consoles. Each bumper is manufactured to exact specifications. Sold individually, 2 required. Prepackaged in OER® poly tube.

3845730 64 console bumper

## **New!**



## 1967-72 GM Truck Fleetside Tailgate Bumpers

OER® reproduction of the original rubber tailgate bumpers for 1967-72 GM Fleetside truck models. Set of 4. Prepackaged in OER® poly tube.

HB543 67-72 fleetside

## **New!**



## 1947-55 1st Series GM Truck Hood Cowl Seal

OER® reproduction of the rubber hood to cowl seal for 1947-55 1st series Chevrolet and GMC truck models. Includes mounting hardware. Prepackaged in OER® poly tube.

CX1455 47-55

## GM Product Spotlight

**New!**



### 1985-92 Z28 Lower Door Extensions **EDP** AUTHORIZED

OER® reproduction of the lower door extensions for 1985-92 Camaro Z28 Models. Manufactured in fiberglass, this reproduction features correct mounting points and is ideal to replace missing or damaged door extensions or for use to convert a standard Camaro into a Z28 with some minor mounting modifications.

C15297	85-90
C15290	91-92

**New!**



### 1979-81 Firebird Headlamp Panel **EDP** AU

Reproduction headlamp panel for 1979-81 Firebird models. Manufactured to factory specifications, this panel mounts to the radiator support and acts as the mounting point for the headlamp buckets. Comes EDP coated for rust prevention.

153416	79-81	Firebird
--------	-------	----------

**New!**

**Highly Sought After "Rally" and "SS" Grill  
Designed to Replicate the Original in Every Detail!**



### 1976-78 Nova SS/Rally Diamond Grill

OER® reproduction of the rare and highly sought after "Rally" and "SS" grill to fit 1976-78 Nova models with Rally or SS option. Each grill is designed to mount on Nova models equipped with the Rally grill brackets. Black grills were original equipment on the 1976 SS Nova, but will also fit the 1977-78 Nova with Rally option. Injection molded, chrome-plated and then painted black in the diamond patterned center, the OER® Rally/SS grill was designed to replicate the original in every detail. Includes hardware.

**Note:** Shipped overseas.

360605	76-78	SS - black
372933	76-78	Rally - chrome

**New!**



### 1962-65 Nova Grill Brackets

OER® reproduction of the grill mount brackets for 1962-65 Chevy II/Nova grills. Manufactured from stamped steel and EDP coated for rust prevention. Includes 2 rubber seal strips. Prepackaged in OER poly tube.

748732	62	5 piece
748697	63	3 piece
881244	64	5 piece
748733	65	5 piece

**New!**



### 1968 Chevy II/Nova Headlamp Bezels

OER® reproduction headlamp bezels for 1968 Chevy II/Nova standard and super sport models. The standard bezels feature a bright chrome finish with black accents. The super sport bezels feature the correct black color with chrome accents as original. Hardware sold separately (1 set attaches both bezels).

16119	68	standard
16129	68	Super Sport
748595	68	hardware set (1 req.)



**New!**



T70086



T70085

## 1983-88 GM Truck Park Lamp Assemblies OER AUTHORIZED

Reproduction park lamp assemblies for 1983-86 pickup, Blazer, Jimmy or Suburban models with dual beam headlamps. Also fits 1987-88 Blazer, Jimmy, Suburban, crew cab, and dually models with chrome grill. Manufactured to exact specifications.

*Note: For models with dual beam headlamps.*

T70086	83-88	LH
T70085	83-88	RH

**New!**



T70565



T70566

## 1989-91 GM Truck Park Lamp Assemblies OER AUTHORIZED

Reproduction park lamp assemblies for 1989-91 R/V Series Blazer, Jimmy or Suburban models with single beam headlamps. Manufactured to exact specifications.

*Note: For models with single beam headlamps.*

T70565	89-91	LH
T70566	89-91	RH

**New!**



T70563

## 1989-91 GM Truck Park Lamp Assemblies OER AUTHORIZED

Reproduction park lamp assemblies for 1989-91 R/V series Blazer/Jimmy, Suburban, and Crew Cab models with dual sealed beam headlamps.

*Note: For models with dual beam headlamps.*

T70564	89-91	LH
T70563	89-91	RH

**New!**



T70577



T70578

## 1988-02 GM Truck Park Lamp Assemblies OER AUTHORIZED

Reproduction park lamp assemblies for 1988-02 C/K 2 door pickup, extended cab, Blazer, Jimmy, Tahoe, Yukon and Suburban models with single beam headlamps.

*Note: For models with single beam headlamps.*

T70577	88-02	LH
T70578	88-02	RH

**New!**



T70575



T70576

## 1994-02 GM Truck Park Lamp Assemblies OER AUTHORIZED

Reproduction park lamp assembly for 1994-02 C/K 2 door pickup, extended cab, Blazer, Jimmy, Tahoe, Yukon, and Suburban models with composite headlamps.

*Note: For models with composite headlamps.*

T70575	94-02	LH
T70576	94-02	RH

**New!**



T70088

## 1988-89 GM Truck Park Lamp Assemblies OER AUTHORIZED

Reproduction park lamp assembly for 1988-89 2 door pickup and extended cab models with dual beam headlamps. Each reproduction is manufactured to exact specifications.

*Note: For models with dual beam headlamps.*

T70088	88-89	LH
T70087	88-89	RH

**New!**



T70090



T70089

## 1990-93 GM Truck Park Lamp Assemblies OER AUTHORIZED

Reproduction park lamp assembly for 1990-93 2 door pickup and extended cab models with composite headlamps. Each reproduction is manufactured to exact specifications.

*Note: For models with composite headlamps.*

T70090	90-93	LH
T70089	90-93	RH



## 1976-78 Nova Park Lamp Assembly **New!**

OER® reproduction park lamp assembly for 1976 Nova SS and 1977-78 Nova Rally models. Each park lamp assembly is reproduced in injection molded plastic to exact GM factory specifications with correct SAE and Guide markings for complete authenticity. Includes hardware. Sold individually. 2 required per vehicle. Prepackaged in OER® poly tube with GM Restoration Parts logo

912324	76-78
--------	-------

## GM Product Spotlight

**New!**



500567



single contact

double contact

**OER AUTHORIZED**

### LED Replacement Light Bulbs

Direct replacement LED bulbs. LED lighting is safer than conventional incandescent bulbs, shining up to 3 times brighter and lighting up more quickly. Plus they last longer, don't get hot, and require fewer amps. LEDs flash on almost instantly, in approximately .05 seconds. Available in the common double contact 1157 tail/stop lamp bulb and the single contact 1156 back-up lamp bulb.

#### Replacement for 1157 (double contact)

500567	red
500571	white
500569	amber

#### Replacement for 1156 (single contact)

500577	white
500573	red
500575	amber

**New!**



### 1962 Impala/Full Size Tail Lamp Trim Ring

**OER AUTHORIZED**

Reproduction tail lamp trim ring for 1962 Chevrolet Impala/full size models. Features a bright chrome finish. Sold individually. Fits LH or RH.

593655 62

**New!**



5959799

5959865



5959800

5959825



5959866

5959826

### 1968 Full Size Tail Lamp Lens and Back-Up Lens

Reproduction tail lamp and back-up lenses for 1968 Chevrolet full size car models except wagons. Reproduced to factory specifications featuring correct SAE and Guide markings. Not for wagon models. Prepackaged in OER® poly tube.

*Note: Not for use on wagon models.*

#### Tail Lamp Lenses

5959799	68	Impala SS/Caprice
5959865	68	Impala/Bel Air
5959800	68	Biscayne

#### Back-Up Lamp Lenses

5959825	68	Impala SS/Caprice
5959866	68	Impala/Bel Air
5959826	68	Biscayne

**New!**



### 1965 Impala/Full Size License Lamp Lens

**OER AUTHORIZED**

OER® reproduction license lamp lens for 1965 Impala/full size Chevrolet car models.

5956396 65



### 1968 Firebird License Lamp Assembly

**New!**

OER® reproduction of the 1968 Firebird rear license lamp assembly. The lens is specific to many Pontiac models and features correct original style markings. Complete assembly includes the lens, housing, and the gasket between the lens and housing.

916634 68

**New!**



### 1962-75 GM Clutch Pivot Bushing Set

Reproduction plastic clutch Z bar insert set that allow the bar to pivot on the clutch ball. These are present on most all GM cars from 1962-75 with a manual transmission. This four piece set includes 3 nylon bushings and a retainer clip. Prepackaged in OER® poly tube.

**Chevrolet**

1962-75 Impala/Full Size  
1962-75 Chevy II/Nova  
1967-72 Camaro

**Pontiac**

1967-72 Firebird

748742 62-75

**New!**



### 1947-55 1st GM Truck Cab Mount Set

OER® reproduction of the truck cab to frame mounting hardware for 1947-55 1st series model trucks. Each cab mounting set includes bushings and hardware.

748731 47-55 55 1st series

**New!**



### 1947-72 GM Truck Bed Mount Set

OER® reproduction bed mount pads for 1947-53 GM truck long bed models and 1955-72 short bed models. Set of 8 rubber pads. Prepackaged in OER® poly tube.

CX1314	47-53	long bed
CX1314	55-72	short bed

**New!**



## 1978-81 Camaro Radiator Support **OER AUTHORIZED**

Reproduction radiator support for 1978-81 Camaro models. Manufactured to factory specifications featuring original style contours, center braces and EDP coated for rust prevention.

*Note: Shipped double over size.*

153095 78-81 Camaro

**New!**



## 1960-66 GM Truck Hood Hinge Spring

OER® reproduction of the original hood hinge spring for 1960-66 Chevrolet and GMC trucks. Manufactured to factory specifications for proper fit and functionality. Sold individually. 2 springs required per vehicle.

152684 60-66

## 1947-59 GM Truck Fender Welting

OER® reproduction of the original front fender welting that seals the fender to the body on 1947-59 GM trucks.

Available in a 25 foot roll that is enough welting for both RH and LH front fenders. Same configuration as original. Cut to required length. Prepackaged in OER® poly tube.

CX1262 47-59 25 foot roll



## 1961-64 Impala/Full Size Lower Door Hinge Spring **New!**

Reproduction door hinge spring for various GM full size models. Designed to replace worn out originals on 1961-64 Chevrolet and Oldsmobile full size vehicles. Sold individually. 2 required per vehicle. Measures 5-3/8" overall length x 1/2" outside diameter of the coil. Prepackaged in OER® poly tube.

### Chevrolet

1961-64 Impalas  
1961-64 Bel Air  
1961-64 Biscayne

### Oldsmobile

1961-64 98  
1961-64 Dynamic 88  
1964 Jetstar  
1961-64 Starfire  
1961-64 Super 88

4309544 61-64

**New!**



## 1970-81 Door Glass Roller Washer

OER® reproduction of the original door glass rubber washer designed for use on the window roller guide for 1970-81 Camaro models. This item is made from high quality precision die cut rubber material. Exact reproduction of original washer. Two required per vehicle. Prepackaged in OER® poly tube.

152743 1970-81

**New!**



## 1970-81 Door Glass Roller Sash Stud/Washer

OER® reproduction of the door glass sash mount stud and washer. Exact reproduction of the original. Prepackaged in OER® poly tube.

152745 1970-81

**New!**

**OER AUTHORIZED**



GN110052



GN110053

## 1982-88 GM Door Latches

Reproduction door latch assembly for various 1982-88 GM models. Manufactured to factory specifications for a proper fit, and function.

### Chevrolet

1982-87 Camaro  
1982-87 Caprice  
1982-87 Monte Carlo  
1984-88 Corvette  
1988 Ext cab truck

### Buick

1982-87 Regal

### Pontiac

1982-87 Firebird  
1982-87 Grand Prix  
1982-88 Cutlass

GN110052 82-88 LH

GN110053 82-88 RH

**New!**



## 1970-81 Door Glass Roller Washer

OER® reproduction of the pear shaped plastic washer designed for use on the door glass roller assembly. Prepackaged in OER® poly tube.

152740 1970-81

**New!**



## 1970-81 Door Glass Roller Washer

OER® reproduction of the round plastic washer that protects the front door glass before mounting the roller washer nut. Prepackaged in OER poly tube.

152741 1970-81

**New!**



## 1970-81 Door Glass Roller Washer

OER® reproduction of the plastic washer that pushes through the door glass. Exact reproduction of the original washer. Prepackaged in OER poly tube.

152742 1970-81

**New!**



## 1970-81 Door Glass Roller Nut

OER® reproduction of the metal retaining nut designed for use on the front door glass for 1970-81 models. Exact reproduction of the original. Prepackaged in OER® poly tube.

152744 1970-81

## Mopar Product Spotlight

**New!**



### 1966-70 B-Body Kick Panels

OER® reproduction kick panels for 1966-70 Dodge and Plymouth B-body models. Manufactured from injection molded material to exact specifications featuring correct grain texture. Sold as a pair. Includes mounting hardware. Available in black only. Prepackaged in OER® poly tube.

1966-70 Belvedere  
1966-70 Charger  
1966-70 Coronet  
1966-70 Satellite  
1967-70 GTX  
1968-70 Road Runner  
1968-70 Super Bee

MB1968100 66-70 B-Body

**New!**



**OER AUTHORIZED**

### 1967 A-Body Rear Armrest Base

OER® Authorized reproduction rear arm rest base for 1967 A-Body models. Manufactured to factory specifications featuring a bright chrome finish. Sold individually. 2 required per vehicle.

2788046 67 A-Body

**New!**



### 1971-74 B-Body Rear Ashtray Set

OER® reproduction rear quarter panel ashtray assembly. Each ashtray assembly includes the chrome-plated bezel, steel ashtray retainer, ash receiver receptacle, and chrome-plated finish plate.

MB1480 71-74



brushed silver/chrome



black/wood grain



MBS34



MBS36

**OER AUTHORIZED**

### 1966-70 B-Body Console Trim Set

**New!**

OER® Authorized reproduction of the center console trim set for B-Body models. Each 5 piece set includes the top plate, console door, console door hinge, glove box trim and rear trim cap. Available in chrome (1966-68) or wood grain (1969-70) and either manual or automatic transmissions.

#### Chrome

MBS33	66-68	with MT
MBS34	66-68	with AT

#### Woodgrain

MBS35	69-70	with MT
MBS36	69-70	with AT

**New!**



## 1966-76 A-Body Shift Boot

OER<sup>®</sup> reproduction shifter boot for 1966-76 Dodge and Plymouth A-Body models. This item is made from soft pliable molded rubber material with a integrated inner steel reinforcement ring. Prepackaged in OER<sup>®</sup> poly tube.

1966-69 Barracuda  
1966-76 Dart  
1970-76 Duster  
1970-76 Scamp  
1970-76 Swinger  
1971-72 Demon  
1966-76 Valiant

MA760	66-76	A-Body
-------	-------	--------

**New!**



MD4007

## 1970-74 Mopar B & E-Body Upper Shift Boot

OER<sup>®</sup> reproduction upper shifter boot for Hurst Pistol-Grip shifter equipped Mopar B & E-Body models. The upper shift boot seals the area where the shifter protrudes through the floor on cars equipped with or without center console. Prepackaged in OER<sup>®</sup> poly tube.

<b>B-Body</b>	<b>E-Body</b>
1970 Belvedere	1970-74 Challenger
1970-71 GTX	1970-74 Barracuda
1971-71 Super Bee	1970-74 'Cuda
1970-74 Charger	
1970-74 Coronet	
1970-74 Road Runner	
1970-74 Satellite	

MD4007	70-74	with console
MD4008	70-74	without console

**New!**



## 1970-74 Mopar B & E-Body Shift Boot — Round Hole

OER<sup>®</sup> reproduction upper shifter boot for Mopar B & E-Body manual models with a round Hurst shifter handle. The upper shift boot seals the area where the shifter protrudes through the floor. Prepackaged in OER<sup>®</sup> poly tube.

<b>B-Body</b>	<b>E-Body</b>
1971-74 Belvedere	1970-74 Challenger
1971-74 GTX	1970-74 Barracuda
1971-74 Super Bee	1970-74 'Cuda
1971-74 Charger	
1971-74 Coronet	
1971-74 Road Runner	
1971-74 Satellite	

MD7004	70-74	B & E-Body
--------	-------	------------

**New!**



## 1968-69 Charger Hood Mounted Turn Signal Indicators

OER<sup>®</sup> reproduction hood mounted turn signal indicator assemblies for 1968-69 Dodge Charger models. Sold as a pair. Includes mounting hardware. Prepackaged in OER<sup>®</sup> corrugated box.

M8309	68-69
-------	-------

**New!**



## 1964-74 A & B-Body Billet Door Lock Knobs

These billet door lock knobs for 1964-74 Mopar A & B-Body cars are machined from solid aluminum and designed to replicate the originals.

MD600342	64-74	A/B-Body
----------	-------	----------

**New!**



**OER AUTHORIZED**

## 1960-73 Mopar A, B, & E-Body Switch Nut

OER<sup>®</sup> reproduction chrome-plated die-cast switch retainer nut to fit a wide variety of 1960-73 Mopar A, B, & E-Body applications.

### AC Blower Switch

1964-65 Plymouth B-Body  
**Convertible Top Switch**  
1963-64 Plymouth A-Body  
1965 A-Body  
1966 Plymouth A-Body  
1966-67 B-Body

### Emergency Flasher Switch

1960 Barracuda

### Headlamp Door Switch

1966-67 Charger

### Heater Blower Switch

1965 Plymouth B-Body

### Rear Window Defogger Switch

1962 Plymouth A-Body

1965 Plymouth A-Body

1962 Plymouth B-Body

1964-65 Plymouth B-Body

### Rear Window Defroster Switch

1960-62 Plymouth B-Body

### Rear Speaker Control Switch

1963-64 All models

1970-73 E-Body with Rally Dash

### Tailgate Window Switch

1962 Plymouth Valiant, Lancer

1963-64 Plymouth A-Body

1965 A-Body

1966 Plymouth A-Body

1966-62 Plymouth B-Body

1966-67 B-Body

### Windshield Wiper Switch

1963 A-Body

1966 A-Body

1967-69 Plymouth A-Body

1970-early 1972 A-Body

1971-early 1972 B-Body

1887603	60-73
---------	-------

## Mopar Product Spotlight

### PLYMOUTH

#### 1967 Valiant "Plymouth" Grill Emblem **New!**

OER® reproduction grill emblem for 1967 Plymouth Valiant. Painstakingly reproduced to factory specifications featuring highly polished chrome plating and the correct flat black accent paint. Each emblem features authentic markings and original casting numbers on the rear of the emblem. Mounting hardware included. Officially Licensed Mopar Authentic Restoration Product. Prepackaged in OER® box.

2582098 67

### GTX

#### 1970 GTX Grill Emblem **New!**

OER® reproduction of the "GTX" nameplate grill emblem for 1970 Plymouth GTX models. Manufactured in zinc die-cast materials, each emblem features the correct font, chrome plating, accent paint and mounting stud configuration as original. Officially Licensed by Mopar. Prepackaged in OER® box.

2949992 70

### DODGE



#### 1967 "Dodge" B-Body Hood Emblem **New!**

OER® reproduction of the "DODGE" letters that mount to the hood of a 1967 Dodge Charger and Coronet. Each letter is die-cast, chrome-plated, and painted with black accents as original. Includes mounting nuts for an easy installation. Manufactured with correct markings on the rear of emblem. Officially Licensed Mopar Authentic Restoration Product. Prepackaged in OER® box.

RM4228 67

### DART

#### 1967-68 Dart Quarter Panel Emblem **New!**

OER® reproduction of the "DART" letters that mount to the rear quarter panels of a 1967-68 Dodge Dart. Each letter is die-cast and chrome plated as original. Includes mounting nuts for an easy installation. Manufactured with correct markings on the back and officially licensed by Mopar. Sold in set of 4 letters. 2 sets required per vehicle. Prepackaged in OER® box.

RM4141 67-68

### 500

RM4140

### 500

RM4139

#### 1967-68 Coronet "500" Quarter Emblems **New!**

OER® reproduction of the "500" emblems that mount to the rear quarter panels of a 1967-68 Dodge Coronet 500. Each emblem is die-cast, chrome-plated, and painted with black or white accents as original. Includes the mounting nuts for an easy installation. Manufactured with correct markings on the back and Officially Licensed by Mopar. Prepackaged in OER® box.

RM4140 67

RM4139 68

### 440

#### 1968 Coronet 440 Quarter Panel Emblem **New!**

OER® reproduction of the "440" emblem for the rear quarter panels of a 1968 Dodge Coronet 440. Each emblem is die-cast, chrome-plated, and painted with white accents as original. Includes mounting nuts for installation. Manufactured with correct markings on the back and Officially Licensed by Mopar. Prepackaged in OER® box.

2840620 68



#### 1968 Coronet Fratzog Quarter Panel Emblem **New!**

OER® reproduction Fratzog logo emblem for the rear quarter panels of a 1968 Dodge Coronet 4 door sedan models. Each emblem is die-cast, chrome plated, and painted with correct accents as original. Includes mounting nuts for an easy installation. Manufactured with correct markings on the back. Officially Licensed Mopar Authentic Restoration Product. Prepackaged in OER® box.

2840621 68



### CORONET

RM4138



### CORONET

RM4137

#### 1967-68 "Coronet" Quarter Panel Letters **New!**

OER® reproduction "CORONET" letters that mount to the rear quarter panels of a 1967-68 Dodge Coronet, Coronet 440, and Coronet 500 (Except wagon models). Each letter is die-cast, chrome-plated and painted with black or white accents as original. Manufactured with correct markings on the back and Officially Licensed by Mopar. Includes mounting nuts for an easy installation. Each letter set does one side of the vehicle. 2 sets required per vehicle. Prepackaged in OER® box.

RM4138 67 black accents

RM4137 68 white accents

## Mopar Product Spotlight



### 1971-74 B-Body Door Hinge Repair Set

**New!**

OER® reproduction door hinge rebuild set includes hardware needed to repair the door hinges on both RH and LH doors. This set will allow all 4 of the door hinges on 1971-74 B-Body to be rebuilt offering a cost effective way of insuring the hinges are operating properly. Includes springs, bushings, pins and hardware. Prepackaged in OER® poly tube.

MB1846	71-74	B-Body
--------	-------	--------

**New!**

### 1966-74 A, B, & E-Body Lower Door Hinge Spring

OER® reproduction of the door lower hinge spring for 1966-74 Dodge and Plymouth A, B, & E-Body models. Each steel spring is designed to fit and function as original. Prepackaged in OER® poly tube.

MM1774	66-74	A, B, & E-Body
--------	-------	----------------



**New!**



### 1968-76 A, B, & E-Body Windshield & Rear Window Upper Reveal Molding Clip

**OER AUTHORIZED**

Reproduction factory style windshield and rear window upper reveal molding clip for various 1968-76 Mopar A,B, & E-Body models. This steel clip measures 3/4" x 3/4". Available in sets of 12 and 24. Use as required.

881248	68-76	set of 12
881249	68-76	set of 24

**New!**



**OER AUTHORIZED**

### 1971-77 A, B, & E-Body Rear Window Reveal Molding Clip

Reproduction factory-style rear window reveal molding clip for 1971-77 A, B & E-Body models. This steel clip measures 13/16" x 5/8". Available in sets of 12 or 24. Use as required.

881246	71-77	set of 12
881247	71-77	set of 24

**New!**



**OER AUTHORIZED**

### 1966-67 B-Body Antenna Lock Nut

Reproduction antenna bezel lock nut for 1966-67 B-Body models. This quality chrome-plated die-cast bezel lock nut is designed to replicate the original in every detail.

MB2050	66-67	B-Body
--------	-------	--------

**New!**



**OER AUTHORIZED**

### 1963-67 B-Body Antenna Bezel

Reproduction antenna bezels for 1963-67 B-Body models. Each quality chrome-plated die-cast bezel is designed to replicate the original in every detail.

MB2053	63-65	B-Body
MB2049	66-67	B-Body

**New!**



**OER AUTHORIZED**

### 1971-72 B-Body Antenna Bezel

Reproduction antenna bezel for 1971-72 B-Body models GTX, Road Runner and Satellite. This quality chrome-plated die-cast bezel is designed to replicate the original in every detail.

1971-72 GTX  
1971-72 Road Runner  
1971-72 Satellite

MB2052	71-72	B-Body
--------	-------	--------

**New!**



**OER AUTHORIZED**

### 1967 Barracuda Antenna Bezel

Reproduction antenna bezel for 1967 Barracuda models. This quality chrome-plated die-cast bezel is designed to replicate the original in every detail.

2771990	67	Barracuda
---------	----	-----------

**New!**



**OER AUTHORIZED**

### 1971-74 Charger Antenna Bezel

Reproduction antenna bezel for 1971-74 Charger and Coronet models. This quality chrome-plated die-cast bezel is designed to replicate the original in every detail.

1971-74 Charger  
1971-74 Coronet

MB2051	71-74	B-Body
--------	-------	--------

## Mopar Product Spotlight

**New!**



### 1963-74 A & B-Body

#### Trunk Lid Sliders AUTOMATIC REPRODUCTION

OER® reproduction of the original Mopar A & B-Body trunk torque rod sliders. Each slider is manufactured in ABS material and designed to slide up and down the torque rod providing a smooth operation when opening and closing the trunk lid.

MM1829	63-74	A-Body
MM1829	63-74	B-Body

**New!**



### A-727 Transmission

#### Kickdown Cable AUTOMATIC REPRODUCTION

OER® Authorized kickdown cable with stainless steel braided housing to fit Mopar A-727 transmissions. Designed with a specially extruded liner for extended life. Features aluminum fittings with ferrule to eliminate frayed cable ends. These kickdowns are adaptable for all types of manifolds including tunnel ram and blower manifolds.

153667	A-727 transmission
--------	--------------------

**New!**



### 1970-72 A-Body Park Lamp Lens

OER® reproduction park lamp lenses for 1970-72 A-Body models including 1970-72 Duster, Valiant and 1971-72 Scamp. Manufactured to factory specifications featuring the correct SAE markings and clear lens. Includes the lens-to-housing gaskets and the round pigtail gaskets.

MA2072	70-72	A-Body
--------	-------	--------

**New!**



### 1969-70 B-Body Back-Up Lamp Assemblies

OER® reproduction back-up lamp assemblies for 1969-70 B-Body models including 1969 Road Runner and 1969-70 Charger models. Each set includes the bezels, lenses, retainers, sockets and pigtails. Prepackaged in OER® box.

*Note: Modifications required for 1970 models. 1970 models have a male connector type end, that is not included with this set.*

MB316	69-70	B-Body
-------	-------	--------

**New!**

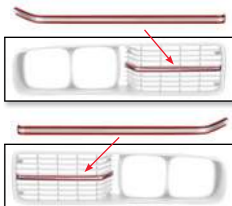


### 1973-74 B-Body 28" Fan Shroud

Reproduction fan shroud for 1973-74 B-Body models with heavy-duty cooling. Manufactured from high-quality injection molded plastic, each shroud is firmer with cleaner edges than other fan shrouds on the market. Each shroud will fit and function as original with a factory correct cosmetic appearance.

1973-74 Charger w/318, 340, 400, 440  
1973-74 Coronet w/318, 400, 440  
1973-74 Road Runner w/318, 340, 400, 440  
1973-74 Satellite with 318, 400, 440

3673819	73-74	B-Body
---------	-------	--------



### 1973-74 Charger SE Grill Bars

**New!**  
AUTOMATIC REPRODUCTION

OER® reproduction of the 1973-74 Charger LH & RH red grill bars for SE models. Manufactured in die-cast metal finished in chrome and painted red in the accent areas just like the original factory item. This is designed to fit vehicles with the chrome version of the grill (Charger SE models without concealed headlamp option), but will also fit the non-SE model silver painted grills for a unique custom look.

MB9940	73-74	LH and RH
--------	-------	-----------

**New!**



3442619

3442618

### 1971 Charger Headlamp Shields

OER® reproduction of the headlamp shields for 1971 Charger models with concealed headlamps. Manufactured in black molded rubber these surround the headlamps to protect the surface behind them from dirt/debris and attach using push on retaining clips. Retaining clips are included. Prepackaged in OER® poly tube.

*Note: For models with concealed headlamps.*

3442619	71	LH
3442618	71	RH



# Get The OER® Advantage... It's Almost Unfair!

Authentic Quality Reproduction Parts for Classic American Muscle

**ORIGINAL QUALITY • ORIGINAL APPEARANCE**



## Original Fit

Appearance is extremely important in reproduction parts, but just as important is the way the part fits. You will appreciate OER® reproductions. Parts are designed to fit as closely to the original as possible. Each part is checked and rechecked to ensure proper fit and function.

## Superior Quality

It's one thing to manufacture a reproduction part, it's another to duplicate the quality. OER® uses the finest quality materials and workmanship to ensure the finished part meets or exceeds original equipment specifications. In fact, many OER® products are superior to the original.

## Authentic Appearance

Each OER® part is manufactured to original specifications, down to the smallest detail. Consistent quality control methods ensure an exact duplicate every time.

## OER® Officially Licensed Products

Many OER® products are officially licensed by the original manufacturers, assuring the highest quality reproductions available.



**OER** ORIGINAL  
EQUIPMENT  
REPRODUCTION

# OER® Accessories and Apparel



## OER® Casual Bomber Jacket

Primarily for casual wear, this 100% cotton, fine-line sanded twill fabric offers a soft touch you just can't resist! This unlined, elastic waist jacket features an embroidered trademark yellow OER® logo, heavy-duty antique brass zipper and hand warmer pockets for those chilly days.

J255L Large



## OER® Quality T-Shirt

Black 100% cotton T-shirt with yellow silk screened trademark OER® logo.

J259M Med  
J259L Large  
J259XL X-Large  
J259XXL XX-Large

## OER® Soft Key Tag

These soft key tags are made of a sturdy material that is thick yet pliable, and comes with a spiral key ring. Makes a great give away accessory!

J257



## OER® Key Chain Flashlight

OER™'s LED key chain flashlight has a bright, white LED that turns this undersized flashlight into a powerhouse. Lithium Button Cell batteries provide over 23 hours of continuous light and years of intermittent light. The batteries are replaceable and the LED diode lasts 100,000 hours. Compact and reliable, OER™'s LED key chain flashlight has a convenient swivel key ring for attaching to keys, belt loops, purse straps, and more!

J270



## OER® Foam Mouse Pad

This highly functional mouse pad, molded in 1/4" thick foam adds the finishing touch to any computer work station. Features the OER® logo.

J251

## OER® Badge Holder

These 15" highly visible, quality lanyards are just what you need for any trade show event. They feature the bright OER® logo printed on both sides and an attached chrome plated clip that will accommodate a clip-on or pin-on type name badge. Let your customers know you carry the name that restoration enthusiasts can trust.

OER15



## OER® Retractable Pen

Ever wonder where all your pens go? Why not stock up on these eye catching inexpensive, black and yellow retractable pens.

J250

## OER® 11 oz. Stoneware Mugs

This classically styled acrylic mug has the look of fine ceramic but is actually made of thick, durable, chip resistant plastic. Dishwasher and microwave safe!



J252

## OER® Insulated Cruiser Mug

This insulated cruiser mug fits in virtually every automobile cup holder. Featuring a closable lid and double wall construction to keep your beverage hot or cold for hours



J254

## OER® Foam Insulator

This foam insulator will keep your 12 oz. beverage can cold or your coffee hot for hours! The insulator displays the OER® logo on one side and is microwave and dishwasher safe.



J253



## OER® Counter Mat

Put quality on display in your store front with this 13" x 19" x 3mm counter mat, featuring a selection of fine reproduction products. Give your brand the OER® Advantage.

OER3010

## OER® Counter Stool

This sturdy OER® logo counter stool features a swivel base and chrome plated legs. Looks great at home, in the office, garage or just about anywhere. Each stool stands 30" high and is topped with a rugged vinyl covered seat that measures 14" in diameter.



ST401



## OER® License Plate

Put a highly visible accent on your restoration with a quality aluminum OER® license plate, a recognized symbol of originality and authenticity.

OER29



## OER® Poly Merchandise Bags

OER® offers these handy OER® bags making selling your products convenient while adding a professional image. They're available in two sizes for your customers convenience and feature the prominent OER® logos on both sides. Let your customers know you carry the name that restoration enthusiast can trust. Sold per 100 bags.

OER32 20" x 26" (per 100)

OER30 18" x 21" (per 100)

OER23 12" x 15" (per 100)



## OER® Embroidered Patch

This eye catching patch will look right at home on your favorite hat, shirt, or jacket. It features the well recognized OER® logo embroidered in full color and ready to go on your favorite apparel.

OER1



OER10

OER11

## OER® Posters

What an eye catcher! As an officially authorized OER® distributor you'll want to spruce up your showroom by displaying this handsome wall poster. Printed on heavyweight paper with a laminated coating. Size: 33" x 22".

OER10 Get the OER® Advantage Poster

## OER® Illuminated Showroom Display Sign

Injection molded plastic case with 2 tube fluorescent lighting (110 volt), illuminates the way for your

customers to know they are getting the highest quality parts available for their restoration project with GM approved and licensed Original Equipment Reproduction® parts. 10' power cord with in-line switch. Suitable for wall mount, chains are also included for hanging. 24" L x 15" H x 4-1/2" W.

OER300



## OER® Display Banner

This highly visible banner is just what you need for an event, car show, swap meet or merchandise showroom. Features the bright OER® logo on quality reinforced and heavily stitched vinyl with 4 brass eyelets to easily hang it anywhere. Let your customers know you offer the finest name in restoration parts, OER®. Measures: 3' x 4'.

OER17



## OER® Banner

Get the OER® Advantage in your showroom or garage or at your event with this 2' x 4' banner. Features heavily stitched vinyl construction and 6 robust brass eyelets.

OER22



OER16

OER18

## OER® Lapel/Hat Pins

These eye catching pins will look right at home on your favorite hat, shirt, or jacket. They feature the well recognized OER® logo on a quality all metal, epoxy coated pin and include a metal retainer.

OER16

OER18



41303



41303 - bill detail



41308



41308 - bill detail

## OER® Official Logo Cap

Fully adjustable, brushed twill cap in black that proudly displays an embroidered bright yellow and black OER® logo! You won't be disappointed with the quality!

41303 OER small logo

41308 OER full logo

# Custom License Plate Frames

GM Restoration Parts

Flaunt your classic's pride with a custom license plate frame that shows off your vehicle year and model. All license plate frames are manufactured in the USA and are produced in die-cast zinc with rust preventive triple chrome-plating. Choose from a black, blue or red background with bright white lettering.

## HOW TO ORDER CUSTOM LICENSE PLATE FRAMES

**LF231 67 A = Firebird, 1967, Black**  
part # year color code

Example of License Plate Frame Part Number



LF23167A

### Firebird Style Codes



Firebird



### 1967-81 Firebird License Plate Frames

**Note:** Please select model from the part numbers listed below. Add the two digit year to the part number followed by the alpha color code.

A - Black, B - Blue, C - Red.

LF231 67-81 specify year



LF23269B  
 1969-72 Trans Am  
 Type Style

LF23373C  
 1973-79 Trans Am  
 Type Style

### Trans Am Style Codes



1969-72 Style

1973-79 Style

### 1969-78 Trans Am License Plate Frames

**Note:** Please select model from the part numbers listed below. Add the two digit year to the part number followed by the alpha color code.

A - Black, B - Blue, C - Red.

**1969-72 Trans Am Style**

LF232 69-72 specify year

**1973-79 Trans Am Style**

LF233 73-79 specify year



## HOW TO ORDER CUSTOM LICENSE PLATE FRAMES

**LF353 67 01 A = Camaro, 1967, Style 1, Black**  
part # year style color code

Example of License Plate Frame Part Number



LF235202C

### Chevrolet Style Codes



01 - Chevrolet

02 - Chevrolet

03 - Chevrolet

04 - Chevrolet

05 - Chevrolet

### 1947-02 Chevrolet License Plate Frames

**Note:** Please select model from the part numbers listed below. Add the two digit year to the part number followed by two digit style for that model and finally the alpha color code.

A - Black, B - Blue, C - Red.

LF223 47-02 specify year



LF3536701C

### Camaro Style Codes



01 - Camaro

02 - Camaro

### 1967-81 Camaro License Plate Frames

**Note:** Please select model from the part numbers listed below. Add the two digit year to the part number followed by two digit style for that model and finally the alpha color code.

A - Black, B - Blue, C - Red.

LF353 67-81



LF3547901B

### Camaro Z28 Style Codes



01 - Z28

### 1978-81 Camaro Z28 License Plate Frames

**Note:** Please select model from the part numbers listed below. Add the two digit year to the part number followed by two digit style for that model and finally the alpha color code.

A - Black, B - Blue, C - Red.

LF354 78-81 specify year



LF355601B

### Chevy II Style Codes



01 - Chevy II

### 1962-68 Chevy II License Plate Frames

**Note:** Please select model from the part numbers listed below. Add the two digit year to the part number followed by two digit style for that model and finally the alpha color code.

A - Black, B - Blue, C - Red.

LF355 62-68 specify year

# Custom License Plate Frames

**GM** Restoration Parts



### Nova/Nova SS Style Codes



### 1962-79 Nova License Plate Frames

**Note:** Please select model from the part numbers listed below. Add the two digit year to the part number followed by two digit style for that model and finally the alpha color code.

A - Black, B - Blue, C - Red

LF356 62-79 specify year



### Impala Style Codes



### 1958-96 Impala License Plate Frames

**Note:** Please select model from the part numbers listed below. Add the two digit year to the part number followed by two digit style for that model and finally the alpha color code.

A - Black, B - Blue, C - Red

LF224 58-96 specify year



### Bel Air Style Codes



### 1955-75 Bel Air License Plate Frames

**Note:** Please select model from the part numbers listed below. Add the two digit year to the part number followed by two digit style for that model and finally the alpha color code.

A - Black, B - Blue, C - Red

LF225 55-75 specify year



### Biscayne Style Codes



### 1958-72 Biscayne License Plate Frames

**Note:** Please select model from the part numbers listed below. Add the two digit year to the part number followed by two digit style for that model and finally the alpha color code.

A - Black, B - Blue, C - Red

LF226 58-72 specify year



### Caprice Style Codes



### 1966-96 Caprice License Plate Frames

**Note:** Please select model from the part numbers listed below. Add the two digit year to the part number followed by two digit style for that model and finally the alpha color code.

A - Black, B - Blue, C - Red

LF227 66-96 specify year



**YENKO**

### Yenko® License Plate Frame

Official Yenko® license plate frame featuring the hometown name and what they were all about, "Hi-Performance by Yenko®". This all new license frame is Officially Licensed by Yenko®. Sold individually.

Y5002 Yenko®



### 1966-70 Yenko® Performance License Plate Frames **YENKO**

Official Yenko® license plate frames featuring the year of each Yenko®. Available in the years 1966 thru 1970. Frames include top or bottom mounting holes to fit any year. Each frame is manufactured in steel and triple chrome-plated. Includes blue background with bright white lettering. Sold individually. 2 required per vehicle.

YF1966	66	Yenko®
YF1967	67	Yenko®
YF1968	68	Yenko®
YF1969	69	Yenko®
YF1970	70	Yenko®

# Professional Products for the Enthusiast!

Professional grade car care detailing supplies are no longer just for professionals. OER® is pleased to offer our complete line of car care products for the auto detailing professional and/or classic car enthusiast. Now you can purchase our exclusive "Secret Formula" car care products in consumer friendly 16 oz. bottles, and you too can achieve the amazing results that only a detailer using professional grade products can achieve. If you detail your car often, take advantage of our bulk packaging and purchase your favorite products by the gallon! If you are tired of paying for expensive bottles with colorful labels and achieving mediocre results, then do your car's delicate finish a favor and order our complete car care system today. OER® offers the highest quality car care formulas at any price, without the hype of expensive advertising and high dollar packaging. No fancy bottles or labels to pay for, our product speaks for itself!

## OER Secret Formula Wash & Wax Products

### OER® Super Foam Maxi Suds Car Wash

This high sudsing, biodegradable liquid is concentrated 200:1 for economy. Mix one cap full with 4-5 gallons of water for a daily paint shampoo. Washes away dirt, grease and road grime, and rinses easily. Its pH balanced formula will not harm previously applied wax or sealant. A concentrated liquid car wash that offers economy without sacrificing high-performance cleaning ability. Whether you use hard or soft water does not matter, Super Foam produces thick, rich suds that lift away dirt and oily road film. The unique Secret Formula offers unmatched lubricity to assure that particles glide gently across surface and are safely rinsed off. Formulated with OER® Super Foam Maxi Suds — high suds foaming action. Engineered to simply be the best wash and gloss at any price.



K89612 16 oz. bottle  
K89613 1 gallon

### OER® "Secret Formula" D.A. Polish

This body shop safe, 100% wax and silicone free polish will prepare any paint for the perfect sealant. Available in your choice of 2 grades to rapidly remove light scratches, swirls, key marks, fingernail scratches, and other imperfections. Each grade starts out as a polish then breaks down to a final step product that produces an exceptional shine. Use the Pro-Polish as a final product or a superior foundation for wax, sealant or glaze. To start out with a slightly more aggressive polish, step up to the medium grit product Scratch & Swirl B-Gone. For best results use with a D.A. or rotary polisher.



**Pro-Polish — Final Step — Light-Cut 3000 grit**

K89607 light to final 12 oz.  
K89608 light to final 32 oz.

**Scratch & Swirl B-Gone — Med Cut 1500-1700 grit**

K89609 medium nml2zf  
K89610 medium nml3zf

### OER® "Secret Formula" Clay Bar System

Clay pulls out all the contaminants you cannot see, but that you can definitely feel, like industrial fallout, rail dust, and brake dust. Though these contaminants are not visible, you can tell they are there because the paint will feel rough or gritty. These contaminants may cause patches of paint to appear dull, even after waxing. As these contaminants oxidize, they create rust spots within the paint. Once this happens, the oxidation is considerably harder to remove and will most likely take a good bit of paint with it. Clay bar will remove these contaminants and leave the surface silky smooth with a mirror-like smooth finish. One premium professional duty bar is enough to do 8-10 vehicles. Our clay will not break or deteriorate into small particles like inferior low quality clay bars. Super elastic to remove harmful particles quickly and effectively. Acts as a magnet to foreign particles, literally pulling the paint fouling grime away from the surface of the paint. Clay lubricant is essential to the performance and safety of clay. It provides the necessary slick surface for clay to glide on. Using low quality clay lubes or cheap detail sprays will deteriorate your bar and lead to poor clay bar performance. Also beware of soapy water as a clay lube, detergent or surfactant based soaps will cause the clay to deteriorate. OER® Slick-It Clay Lubricant is available in a 16 oz. bottle or pro-sized gallon.



### OER® Slick-It Clay Lubricant

K89444 16 oz. bottle  
K89445 1 gallon

### OER® Secret Formula Clay Block

K89477 yellow block, light duty for regular everyday use  
K89478 blue block, medium duty for moderate oxidation  
K89449 black block, heavy-duty for heavy oxidation

### OER® "Secret Formula" Acryli-Shine Glaze

Glaze is a polish without any cleaning properties. Glazes are used primarily to improve the shine brilliance and clarity of paint. Primarily used by body shops for finishing jobs or by detail shops to bring out the high brilliance of paints on a vehicle, glazes are also commonly used on show vehicles to achieve a "high luster or wet look". It was developed for the darker finishes, using a slightly moisture formulation to enhance the difficult to wax paint finishes. The application process is forgiving, smooth, and dust free. Your moldings WILL NOT turn white. Glazes do not replace polishing. If a surface has minor swirls and imperfections, to achieve the best superior results, the surface should be polished with our OER® Secret Formula Pro-Polish first.



K89620 32 oz. bottle  
K89621 1 gallon

### OER® D.A. Paint Sealant + 3X Carnauba

Just one coat of this sealant is all you need to protect your auto's finish for 6 to 8 months. OER® D.A. Paint Sealant's 3X Carnauba creates an anti-static, heat resistant protective seal against corrosive elements such as ultraviolet rays, salt water, acid rain and industrial pollutants. Can be applied in multiple layers to deepen the shine and level of protection without compromising your paint or clear coat. Coats your vehicle in a protective seal delivering a glossy, rich, liquid shimmer that leaps off the paint surface. Anti-static formula discourages the settling of new dust. Bring out the depth of the paint color while the shine enhancers leave a glass-like mirror finish.



K89601 12 oz. bottle  
K89602 32 oz. bottle

## QER® "Secret Formula" Waterless Wash

We care for the environment, and if you share the same feeling, try out QER® Secret Formula Waterless Wash... a unique product which can help you conserve water while keeping your car sparkling clean. However, just because our product doesn't call for the use of water by no means it is any less effective. In fact, because there is no water, it is much easier on the finish and other bodywork in general. It cleans, shines and protects all paints, clear coats, rubbervinyl and plastic surfaces. It even softens and breaks down light surface contamination while it captures and reduces dirt particles, lifting them off the surface of your vehicle. For all its cleaning power, it will not strip or remove wax or sealants and delivers superior results in the sun or in the shade. It's inexpensive, provides outstanding results, and is so easy to use... It's almost unfair!

**K89605 16 oz. bottle**  
**K89606 1 gallon**



## QER® "Secret Formula" Slick-It Spray Wax

QER® Slick-It Spray Wax is a quick, easy-to-use spray wax. Spray on and wipe off! Our special high lubricity secret formula actually encapsulates dust particles and enhances a deep luster without using water. This innovative product removes surface dust, fingerprints and smudges from showroom vehicles while leaving a clean glossy finish. Softens and breaks down light surface contamination while it captures and reduces dirt particles and lifts them off the surface of your vehicle. Will not strip or remove wax or sealants. Good product to upkeep shine on a show quality finish or as a final product to go over the vehicle after a good wax or sealant application. It's inexpensive, provides outstanding results, and is so easy to use... It's almost unfair!

**K89444 16 oz. bottle**  
**K89445 1 gallon**



## QER® "Secret Formula" Headlight Restorer

QER® Secret Formula Headlight Restorer Professional Polish for plastic headlight lenses is not only affordable, but unlike most of the other headlight restoration products available in the market, is a professional formula that is remarkably easy to use. However, we do recommend that you apply it with the aid of a machine for best results. Over a period of time, the headlight lenses are bound to become yellowed and hazed. In such a situation, you have two options, spend hundreds of dollars for replacement, or try restoration. The latter is what our product is meant for. Save money! That's right, you no longer have to replace foggy headlights. In addition, you do not have to settle for exorbitantly priced headlight restorer products available elsewhere. We offer a better alternative for less. Have a safer ride. When restored, your headlight will deliver better luminance, yielding up to 30% more road visibility.

**K89628 12 oz. bottle**



K89440



K89828 - sold separately

## QER® Premium Carnauba Hard Paste Wax

This product is a favorite among professionals in the industry as well as automotive connoisseurs who insist on the finest quality. Made from 100% pure Brazilian Carnauba Wax, this hard paste wax leaves any finish with an exceptionally long lasting, lustrous, clear shine. Apply by hand with a damp cloth. For pre-cleaned surfaces only. As hard as a brick, yet easy to apply and remove. For use on any color paint. Bonds with clean paint, waxes and sealants to offer a deeper richer shine and longer lasting protection. One coat is truly all you need, however layer it as many times as you want to achieve desired results. Long lasting 2-3 month protection. Formulated for successful use even in the sun! Works like a sun block to protect your paint and deliver an unparalleled show car shine. The 5" round microfiber applicator pads make it easy to apply waxes or rubbing compounds without scratching paint or clear coat. Simply rinse and reuse. Microfiber applicators are highly absorbent, strong yet gentle and the fabric is machine washable.

**K89440 7 oz. can**



K89623



K89828 - sold separately

## QER® Premium Carnauba Pre-Softened Wax

QER® Secret Formula Pre-Softened Carnauba Paste Wax is in a class all its own. A pre-softened paste wax with no cleaners, it leaves a deep, brilliant long-lasting shine. It protects and beads up with a glass like gloss that lasts up to 6 months. It works beautifully on all colors, even on blacks, reds, and burgundies, filling in swirl marks. It's also super easy on and off: just wipe on in a circular motion, and take off with a microfiber immediately. No need to wait for it to dry! Leaves no white haze at all - there is no white residue to clean out of the cracks, and no need to be careful around the exterior trim - it won't leave white marks! There's no trade-off here: the easiest application in the world, and the best result! Great grape smell. For the enthusiast who demands the highest and wettest level of shine, QER® Secret Formula Pre-Softened Carnauba Paste Wax is a premium blend of genuine carnauba wax and natural oils that makes paint "drip off of your vehicle" with a high gloss shine and shimmer that is sure to impress even the toughest critics. The 5" round microfiber applicator pads make it easy to apply waxes or rubbing compounds without scratching paint or clear coat. Simply rinse and reuse. Microfiber applicators are highly absorbent, strong yet gentle and the fabric is machine washable.

**K89622 15 oz. can**

**K89623 20 oz. can**

## QER® Liquid Carnauba Butter Wet Wax Creme

This is a brand new technology that consists of a special blend of polymers, resins, and natural carnauba. QER® Secret Formula Liquid Carnauba Butter Wet Wax Creme leaves your car shining like it was just washed! Contains no cleaners or abrasives, and will not stain plastic or rubber. Suitable for easy application and removal in the sun or shade, hot or cool temperatures. Shows best on dark finishes, but works great on all colors. Shines and polishes with no cleaners or abrasives. Long lasting protection that brings out the deep shine and luster of all colors. Slippery non-stick protection and gloss. You'll swear the car is wet. Available in your choice of 12 oz. bottle or buy the professional sized gallon jug and save!

**K89603 16 oz. bottle**

**K89604 1 gallon**



## QER® Liquid Carnauba Cherry Wet Wax Creme

QER® Secret Formula Cherry Wet Wax Creme Liquid Carnauba will leave your car shining like it's still wet! This liquid Carnauba shines and polishes with no cleaners or abrasives and will not stain plastic or rubber! Suitable for easy application either in the sun or shade, and is easy-to-use in hot or cold climates. This fast and easy one step cream wax cleans, polishes and protects in one operation. Gently removes fine scratches, buffer marks and light oxidation. Natural oils restore gloss and enhance depth. Imported waxes and copolymers offer long term, high gloss protection. Safe for all paint finishes with a pleasant cherry scent. For hand or machine use. Offering not only long-lasting protection, it also brings out the deep shine and luster of all colors. Slippery non-stick protection and gloss. You'll swear your car's still wet. Available in your choice of 16 oz. bottle or buy the professional sized gallon jug and save!

**K89624 16 oz. bottle**

**K89625 1 gallon**



## QER® Proseal 109 Carnauba Paint Sealant

QER® Secret Formula Pro-Seal 109 Carnauba Paint Sealant is a proprietary blend of fluorocarbon polymer resin that creates a slippery, slick barrier that accelerates water runoff and protects auto finishes from rain, acid rain, salt, dust, and water spotting. Easy application by hand! QER® Secret Formula Pro-Seal 109 provides high gloss protection in minutes! Cleans, polishes, and protects new and classic cars, trucks, vans, and even boats. Contains 100% pure carnauba wax; the hardest natural wax available. Quickly cleans, seals and shines all paint finishes, vinyl, plastic, rubber and chrome trim. Easily removes tar, tree sap, road film, paint oxidation and water stains. QER® Secret Formula Pro-Seal 109 contains UV light absorbers to reduce fading, oxidation, and cracking of paints. Non-abrasive and safe for all automotive finishes.

**K89626 12 oz. bottle**





K89457

## OER® Top Secret Top Care Formula

OER® Top Secret kits are a complete system for the care of vinyl or canvas tops. Each consists of a heavy-duty cleaner that safely removes the toughest soils and stains with an exclusive formula that will not harm automotive finishes. Included in the vinyl kit is our cleaner, vinyl UV protectant, elite microfiber towel, and applicator. The canvas formula includes the top cleaner, our exclusive aerosol canvas UV protectant that repels water and stains, an elite microfiber towel and a pair of applicator pads. Both kits also included a soft wash brush with 18" handle.

### OER® Top Secret Kit - Vinyl Formula

K89456 cleaner, protectant & applicator

### OER® Top Secret Kit - Canvas Formula

K89457 cleaner and protectant

### OER® Top Secret Components

K89458 16 oz. bottle top cleaner

K89468 16 oz. bottle vinyl protectant

K89489 10 oz. aerosol canvas protectant

K89460 applicator

K89819 elite microfiber towel

K89835 soft wash brush with 18" handle



## OER® Interior/Exterior Multi-Purpose Fabric and Upholstery Cleaner

OER® Secret Formula Interior Exterior Multi Purpose Fabric Cleaner is a solvent based cleaner that works quickly as a spot cleaner for all color fast fabrics. Will not stain or leave a ring around area cleaned. This product removes oil, grease, tar, grime, paint, adhesives, chewing gum, waxes and greasy food spots. Effective on canvas and vinyl tops, upholstery, rugs, vinyl interior components, and leather. Cleans spots and stains on carpet, upholstery, fabric, vinyl and canvas tops, and just about any other interior or exterior surface made of cloth, fabric, canvas, or vinyl. Fast and easy to use. OER® Secret Formula Interior Exterior Multi Purpose Fabric Cleaner was specifically developed to tackle even the most stubborn stains. The K89465 is an Industrial Strength version of our Interior Exterior Multi Purpose Fabric Cleaner that should be diluted 100:1 minimum for use as a spray on interior and exterior fabrics. For a ready-to-use formula in spray bottle, use item #K89458.

K89458 16 oz. bottle (ready-to-spray)

K89465 1 gallon (industrial strength)



## OER® Ammonia Free Glass Cleaner

OER® Secret Formula Glass Cleaner is a streak-free, tint safe window cleaner and quite possibly the best window cleaning liquid ever made. Streak free formula for glass or plastic that sprays like water. No foam and no harsh smell. Just wipe and watch dirt, grease, water spots, smudges, fingerprints, forehead grease and just about anything else disappear. No streaks ever! Formulated with non-ionic surfactants, specialized molecules that are 100% non-toxic and all surface safe, no reactivity, 100% ammonia free and safe to use on tinted windows, clear plastic instrument panel lenses, and headlamp and tail lamp lenses! One gallon mixes with up to 3 gallons of distilled water to make more product. It's easy to save money! Available in your choice of 16 oz. spray bottle or professional size gallon jug.

K89466 16 oz. bottle

K89467 1 gallon




## Full Function Detailing Power Sprayer

Detail your classic car or truck like a pro! Featuring heavy-duty construction, this full-function power atomizer and pump sprayer operates with no noise, no electricity and no waste. Features pre-marked measures in order to mix products correctly. Can be used with any and all OER® Secret Formula sprayable products including window cleaners and degreasers. Simply fill with product, tighten the head, pump it 3 times and start detailing. One full bottle will easily detail 15-20 full size vehicles with zero waste. This sprayer system will save you 40-50 minutes when compared to traditional detailing spray bottles.

K89826 atomizer/pump

K89827 replacement nozzle



shiny finish

matte finish

## OER® Secret Formula Professional Dressings

Finally you can get the level of shine you desire with a professional grade formula that is not greasy, will not drip, is dry to the touch and lasts far longer than any product sold in stores. Additionally, our products soak in to nourish and protect the surface while repelling dust and dirt. Your choice of matte finish for an original appearance or super shine for a high gloss look.

## OER® Super Shine High-Gloss Protectant

The only 100% super shine, dry to the touch dressing that works as well on vinyl, leather, rubber, and tires as it does on hard plastics, plastic bumpers and trim. A multi-surface shield for your vehicle's interior. Dual action premium dressing leaves surfaces dry to the touch and shining better than new, while protecting the surface against dirt and dust. Maintains a 100% dry, never greasy or oily, fresh texture on vinyl, leather, plastic, rubber, tires and more! Water based emulsion repels dirt and dust while blocking out harmful UV rays.

Surfaces treated with OER® Secret Agent Shine look shiny longer and require less cleaning. Extra thick, pure emulsion will not separate or sling and is easy to apply with towel or sponge. Industry leading sealant that aids in protecting seats, steering wheels, door panels, and dashboards against the elements.

K89468 16 oz. bottle

K89469 1 gallon

## OER® Natural Shine Matte Finish Protectant

OER® Natural Shine Matte Finish Protectant is a water based natural look dressing. It leaves surfaces supple and protected against damaging UV radiation.

Like new matte finish lasts weeks and nicely complements a clean interior. Cleans, protects and beautifies in one easy step. Gently wipes away light traces of dirt while you apply. Patented UV absorber penetrates and acts as a protective barrier against harmful rays that cause premature aging, cracking, fading and peeling. Engineered to work like a lotion to soak into new vinyl or dry vinyl to aid in prolonging and strengthening the surface. Perfect for use on dashboards, vinyl tops, door panels, consoles, tires, trim, bumpers, vinyl seats, moldings and more. Available in your choice of 16 oz. bottle or professional size gallon jug.

K89480 16 oz. bottle

K89481 1 gallon





K89801

K89802

K89825



K89800

K89496

K89495

## Professional Detailing Supplies

Professional detailing supplies for the automotive enthusiast. Now you can buy your favorite products in bulk 1 gallon sizes and refill your own professional grade heavy-duty spray bottles! Sprayers are made of Viton® for superior chemical resistance. The adjustable nozzle sprays from a fine mist to a jet stream. Long lasting durability only available from a professional grade sprayer.

### HD Bottles with Chemical Resistant Sprayers

K89801 16 oz. bottle

K89802 32 oz. bottle

### "Ketchup" 12 oz. Bottle

K89825 12 oz. "ketchup" bottle

### Top for "Ketchup" Squeeze Bottle

K89800 squeeze top

### Hand Pump for One Gallon Bottle

K89496 professional pump

## OER® Secret Formula Wheel Wax

OER® Wheel Wax is formulated to safely and effortlessly clean, shine, protect and prolong all types of wheels and wheel finishes.

Wheel Guard delivers a high gloss durable wet shine finish on all chrome, aluminum, stainless, powder coated and even painted wheels. Clean, polish, shine, protect and prolong in one easy step. Extremely easy-to-use and apply, utilizing accurate micro-size synthetic beads that gently and effortlessly lift and polish away oxidation and road film from wheels to guarantee a scratch free perfect surface. It not only enhances shine, it protects your investment. Harmful degreasers and acids can damage wheels reducing shine and causing premature oxidation and deterioration of wheel. OER® Secret Formula Wheel Wax is an acrylic sealant that bonds instantly to protect against brake dust, heat, acid rain, water spots, airborne fallout and road contaminants.

K89486 8 oz. jar



## OER® Extreme Shine Premium Metal Polish And Sealant

OER® Extreme Shine Metal Polish And Sealant cuts through layers of dulling oxides to restore a wet mirror like finish that outshines chrome. This outstanding polish makes chrome, copper, brass, aluminum, stainless steel and other metalwork gleam and look their absolute best. Spreads on with ease, buffs off with little effort. Great for oxidized metals and even light rust. Can be easily applied in the shade or sun. Leaves virtually no smear, dust or powder. The most innovative metal polish ever. A 3 step product in one, this diminishing metal polish cuts fast, cleans like no other, shines like a mirror and protects like a sealant. Utilizing friction and heat OER® Extreme Shine Metal Polish cleans, restores, revives and polishes. Friction generates heat that allows the product to break down into a micro-fine polish that leaves the surface shining like a mirror. During the final phase, it breaks down to release the durable protective sealant that bonds to metal surfaces reducing corrosion and prolonging shine. Use by hand with a polisher or with your polish ball and drill.

K89483 16 oz. bottle

## OER® "Secret Formula" Wheel And Tire Care

### OER® Secret Formula Wheel & Tire Care

Over the years, OER® has become the name that you have come to trust for quality restoration



products. We are dedicated to bringing our valued customers the absolute best products our industry has to offer. When it comes to car care, our "Secret Formula" products are no exception! We know you have a lot invested in your classic car, so we have formulated products that not only perform at a level unmatched by any other brand, but a formula that keeps your investment in mind. Our formulas are engineered not only to keep your pride and joy looking good, but also to protect your vehicle's delicate surfaces from the elements without the use of harsh damaging chemicals.

### OER® Acid Free Wheel And Tire Cleaner

Spray on and rinse off! Easily removes deposits of brake dust, grease, and road grime from wheels. Safe for clear coated, painted, and polished finishes. This strong non-acid formula is fortified with a citrus cleaning agent. This is an industrial strength 1:1 concentrate. Dilute with water as needed. Long time accumulations of brake dust may need light agitation with a soft brush. Unlike many alternative products, OER® Acid Free Wheel Cleaner dissolves grime and brake dust without damaging your chrome and alloy wheels. Non-acidic, spray-on wipe-off formula with no scrubbing necessary and no harsh scent.

K89614 32 oz. bottle

K89615 1 gallon



### Secret Weapon Polish Ball

The Secret Weapon Polish Ball bends and compresses enabling it to fit into tight spaces and make the cleaning and polishing of difficult, hard to reach areas like wheels, rims and other metal work much easier. Can be attached to any hand held drill or drill-like device for fast and superior cleaning and polishing. Great for cleaning and buffing small items like mirrors, headlight lenses and trim parts. Spaceage Dura-foam and fiber-soft materials make it the most durable tool of its kind. Comes in your choice of two sizes: a 2.5 inch or 3.5 inch ball. Ideal for use with your favorite wax, polish, wheel product or compound.

K89490 2.5 inch polish ball

K89491 3.5 inch polish ball



### OER® TNT Extended Life Tire & Trim Dressing

This unique formula quickly penetrates rubber trim and tires to hydrate and provide lasting protection. TNT Extended Life gel by OER® finally delivers on that promise. Simply wipe on using a pad and TNT gel restores the look of faded tires, trim, bumpers, seals and weatherstrip. What's more, OER® TNT gel lasts for many months, not days. Our exclusive no-streak, no-run and non-drip formula works to repel water and detergents and helps keep tire walls hydrated and supple as well as looking brand spanking new. Prepare your trim for a product unlike any other. A true premium trim restorer and protectant, that will not drip, dry out or destroy surfaces. Provides unmatched durability, ease of application and a superior "new look" shine that lasts through numerous washes. Non-greasy, non-tacky and simply amazing.

K89616 32 oz. bottle

K89617 1 gallon



# High Performance Car Care Products



Grit Guard insert keeps the wash water clean and scratch-free!

## Grit Guard Basic Wash System

The basic wash system includes a black pail with a yellow sealing lid and a Grit Guard insert. This unique wash bucket provides a convenient way to store or transport all of your car cleaning supplies while doubling as an extremely effective finish protecting wash tool. The Grit Guard insert sits in the bottom of the pail to extract particles and contaminants from mitts and brushes. Gravity causes sand and dirt to settle below the guard so the wash water stays clean and scratch-free. Available in 3.5 or 5 gallon size.

K89740 3.5 gal.  
K89741 5 gal.



## Grit Guard Deluxe Wash Bucket Set

This superb washing system features a Grit Guard insert, a heavy-duty bucket, a seat cushion and a dolly that turns the washing system into a rolling stool, so you can sit down and detail your car comfortably. Five heavy-duty smooth rolling casters roll over cracks without tipping. Two locking casters hold your washing system in place while working on inclines. The convenient spin-on lid creates a perfectly sealed storage compartment for all of your favorite cleaning supplies. Supports up to 250 pounds.

### Deluxe Washing System

K89742 3.5 gal black pail w./yellow top  
K89743 5 gal yellow pail w/black top

### Individual Components

K89744 Grit Guard insert  
K89745 5 caster dolly  
K89746 cushion/kneeling pad  
K89750 Gamma seal lid  
K89751 5 gal. yellow pail w/black insert



## Dual Wash Bucket System

The ultimate solution for paint protection! The system includes two dollies, two Grit Guard inserts, two sealing lids, a dual bucket connector plate and a seat cushion. The idea behind a two bucket wash is simple: two buckets means double the protection from swirl marks and scratches. With a designated rinse bucket, all the dirt and grime from your vehicle stays out of the clean, soap filled wash bucket and off your prized possessions. When you're done washing your vehicle, you'll be amazed at the difference between the water in the rinse bucket and the wash bucket.

K89748 5 gal. dual wash



## Pickup Layers Of Dust With One Sweep!

An easy way of keeping your vehicle clean and free of dust, looking like it was just washed. It's specially treated cotton fibers lift dust off the surface without scratching the paint, even delicate lacquers. The more you use it, the better it works! Regular use can significantly reduce the frequency of washings.

62441 large duster  
62443 mini duster  
62444 buy both dusters & save!

## Microfiber Wash/Polish Mitts And Pads

Chenille microfiber wash mitts and pads are gentle on your paint and clean great. Chenille is a deep-pile, velvety cord made of durable, woolen microfiber and are plush, absorbent, lint-free and 100% scratch free. The "scrubber side" is made from a microfiber mesh great for removing bird or bug mess from non-painted surfaces. The cotton wash mitts superior water absorption and retention qualities are combined using the right amount of durable fiber. Microfiber polish mitt puts waxing in your hands easier. This polish mitt will beautifully and protect your paint or metal surfaces when washing.

### Chenille Microfiber

K89811 premium Chenille wash mitt

## Monster Microfiber Towels

Fattest, thickest and most absorbent microfiber towel. They are durable and silk handed for long lasting use with streak and scratch free results every time.

K89805 16" x 16" single  
K89806 16" x 16" 3 pack  
K89807 17" x 24" single  
K89808 17" x 24" 3 pack

## Elite Microfiber Towels

Extra plush, super absorbent, lint-free and 100% scratch-free. The long fiber side works great in quick detail and waterless car wash applications. The short fiber side is great for buffing and cleaning windows.

K89819 16" x 16" single  
K89820 16" x 16" 3 pack  
K89824 25" x 36" extra thick

## Waffle Weave Towels

Super absorbent, ultra plush, waffle weave towels. Its unique magnetic charge attracts lint and dirt, trapping it in the weave so it will not scratch the surface.

K89810 26" x 32" each  
K89821 26" x 32" 3 pack

## Premium White Cotton Towels

These thick, super absorbent, pre-shrunk combed cotton white towels are manufactured from 100% Supima cotton.

K89809 25" x 16" dozen

## Extra Large Chamois

Our synthetic chamois is great for details or those with large vehicles. This synthetic, machine washable chamois glides over surfaces and soaks up water without leaving any water residue.

K89814 natural 31" x 23"

## Microfiber Applicator Pads

Professional grade microfiber applicator pads are the ideal choice for applying wax, sealants, glazes, dressing or your favorite conditioners.

K89816

## Microfiber Applicator Pads

These 5" round microfiber applicator pads make it easy to apply waxes or rubbing compounds. Deep penetrating fibers are lint and streak free. Won't scratch paint or clear coat. They absorb 8 times their own weight in water and hold dust, dirt, grease and spills. Simply rinse and reuse. Machine washable. Apply dressing and begin detailing!

K89828



## Power Scrub Drill Brush

Use drill brush with any drill to clean carpet, fabrics, upholstery, seats, wheels and much more. The yellow brush has soft bristles and can be used to clean carpet, upholstery, fabrics, door panels, wheels and more. The red brush is heavy-duty with very stiff bristles and is meant for intense scrubbing of hard surfaces. Use it to remove heavy grease, grime or loose paint.

K89817	yellow — light duty
K89818	red — heavy duty



## Professional Detailing Brushes

These are professional type brushes that will make detailing your classic a little easier. They feature soft, gentle or strong bristles, depending on the cleaning job on hand. Handles are made of quality hard plastic to withstand hours of use.

Gentle Bristles	
K89834	8" gray
K89835	18" gray
Soft Bristles	
K89832	8" green
K89833	18" green
Strong Bristles	
K89836	8" blue
K89837	18" blue



## Specialty Brushes

Keep your vehicle shining with these high-quality specialty brushes. Each brush is specially designed for the application indicated. Use the telescoping comfort-grip brush handle (reaches up to 68") for hard to reach areas.

Standard Head — Soft Bristles	
K89840	10-1/2" x 3"
Tri-Head — Soft Bristles	
K89841	11" x 5"
Wrap-around Head — Soft Bristles	
K89842	11" x 6"
Wrap-around Head — Strong Bristles	
K89843	11" x 6"
Telescoping Comfort Grip Handle	
K89844	extends up to 68"



## Specialty Brushes

Keep your vehicle shining with these high-quality specialty brushes. Each brush is specially designed for the application indicated.

TW119	univ. brush — 6"
TW121	med. grill/spoke brush — 12"
TW122	med. grill/spoke brush — 16"
K89831	tire brush — 8"



## Protection From Moisture During Storage

Sta-Dri pouches significantly reduce humidity and moisture inside of your vehicle safely and conveniently. Pouches can be regenerated up to 3 times. Use 1-2 pouches per vehicle. Depending on humidity level, one pouch can last up to a year of continuous storage, though it is recommended that you check every month and regenerate as necessary. Non-toxic and non-corrosive, remains dry to the touch even when fully saturated.

BF1001	2 lb. pouch
BF1002	two 2 lb. pouches
BF1003	2 lb. pouches



## Plastic Detailing Scraper

This 4 side edge, 4 different angle corner plastic razor blade scraper can be used for many detailing jobs. For use on most surfaces, excellent for removing unwanted decals, tags, pin stripes, tar, sap, or adhesive. For best results spray contained area with appropriate liquid remover and gently scrape away.

K89830	1" x 3" x 2.5"
--------	----------------



## The Jerry Blade

The Jerry Blade sweeps away water droplets faster than a cloth or a sponge. Soft silicone material flexes to follow contours without scratching. Also ideal for use around the home on windows or glass surfaces.

K89829	blue handle
--------	-------------



## Industrial Grade Fire Hose Nozzle

Control your spray pattern and pressure with this industrial grade fire hose nozzle. This nozzle works just like those used by fire departments. Manufactured of heavy-duty, anodized aluminum and features a protective rubber bumper.

K89815	fire hose nozzle
--------	------------------

**OER**

# OER® Car Covers

**OER AUTHORIZED****FREE**Look for the **Free Kit**  
A \$30.00 Value!**Diamond Blue****Indoor Use**  
**Single Layer Material**

Designed for use indoors, OER®'s Diamond Blue® is manufactured using an economical single layer non-woven material that provides excellent protection from dust and dirt penetration. Mirror pockets are featured on both sides of the cover. Non-scratch grommets are installed on each cover to allow the use of a tie-strap or lock.

**1967-2015 Camaro/Firebird**

MT2700A	67
MT2800A	68
MT6683A	69
MT1600A	70-73
MT1800A	74-81
MT3100A	82-92 with wing
MT3400A	93-02 w/o wing
MT3800A	93-02 with wing
MT3500A	10-15

**1962-79 Chevy II/Nova**

MT2760A	62-67
MT2763A	68-79

**1955-57 Chevrolet 150/210/Bel Air**

MT8601A	55-56	4 door
MT8602A	55-56	2 door
MT8603A	57	2 door, 4 door
MT8611A	55	wagon, all
MT8612A	56	wagon, all
MT8613A	57	wagon, all

**1958-96 Impala**

MT8500A	58	2 door
MT8501A	58	4 door
MT8502A	59-60	
MT8503A	61-64	
MT8504A	65-76	
MT8506A	77-90	
MT8517A	91-94	
MT8510A	95-96	

**1947-87 Truck**

MT9000A	47-54	short bed
MT9001A	47-54	long bed
MT9002A	55-59	short bed
MT9003A	55-59	long bed
MT9004A	60-76	short bed
MT9005A	60-87	long bed
MT9006A	77-87	short bed

**Now available**  
in gray or tan**Diamond Fleece****Indoor/Outdoor Use**  
**Triple Layer Material**

Designed for indoor and occasional outdoor use, OER®'s Diamond Fleece® is manufactured using a durable 3 layer non-woven material that provides excellent protection from dust and dirt penetration. Mirror pockets are featured on both sides of the cover. Non-scratch grommets are installed on each cover to allow the use of a tie-strap or lock.

**1967-2015 Camaro/Firebird**

MT2700B	67
MT2800B	68
MT6683B	69
MT1600B	70-73
MT1800B	74-81
MT3100B	82-92 with wing
MT3400B	93-02 w/o wing
MT3800B	93-02 with wing
MT3500B	10-15

**1962-79 Chevy II/Nova**

MT2760B	62-67
MT2763B	68-79

**1955-57 Chevrolet 150/210/Bel Air**

MT8601B	55-56	4 door
MT8602B	55-56	2 door
MT8603B	57	2 door, 4 door
MT8611B	55	wagon, all
MT8612B	56	wagon, all
MT8613B	57	wagon, all

**1958-96 Impala**

MT8500B	58	2 door
MT8501B	58	4 door
MT8502B	59-60	
MT8503B	61-64	
MT8504B	65-76	
MT8506B	77-90	
MT8517B	91-94	
MT8510B	95-96	

**1947-87 Truck**

MT9000B	47-54	short bed
MT9001B	47-54	long bed
MT9002B	55-59	short bed
MT9003B	55-59	long bed
MT9004B	60-76	short bed
MT9005B	60-87	long bed
MT9006B	77-87	short bed

**Outdoor Use**  
**Four Layer Material****Weather Blocker® Plus**Plus soft cotton lining for  
protection against door ding

Designed for outdoor use, OER®'s Weather Blocker Plus® cover is manufactured using a durable 4 layer non-woven material that provides a high level of protection against outdoor elements. The fourth layer is a soft cotton backing that further protects against scratches and dings. Mirror pockets are featured on both sides of the cover. Non-scratch grommets are installed on each cover to allow the use of a tie-strap or lock.

**1967-2015 Camaro/Firebird**

MT2700G	67
MT2800G	68
MT6683G	69
MT1600G	70-73
MT1800G	74-81
MT3100G	82-92 with wing
MT3400G	93-02 w/o wing
MT3800G	93-02 with wing
MT3500G	10-15

**1962-79 Chevy II/Nova**

MT2760G	62-67
MT2763G	68-79

**1955-57 Chevrolet 150/210/Bel Air**

MT8611G	55	wagon, all
MT8612G	56	wagon, all
MT8613G	57	wagon, all

**1958-96 Impala**

MT8500G	58	2 door
MT8501G	58	4 door
MT8502G	59-60	
MT8503G	61-64	
MT8504G	65-76	
MT8506G	77-90	
MT8517G	91-94	
MT8510G	95-96	

**1947-87 Truck**

MT9000G	47-54	short bed
MT9001G	47-54	long bed
MT9002G	55-59	short bed
MT9003G	55-59	long bed
MT9004G	60-76	short bed
MT9005G	60-87	long bed
MT9006G	77-87	short bed

## OER AUTHORIZED



**FREE**  
Lock Kit and Storage Bag  
with your cover purchase!  
A \$30.00 Value!



Lightweight highly reflective material for added protection from harmful UV rays



Plus soft cotton lining for protective against door ding & scratches

### Indoor/Outdoor Use Silver Reflective Material Single Layer-Extremely Lightweight

This durable lightweight fabric is engineered to provide the best protection from the sun! Designed for indoor or outdoor use, OER's Titanium<sup>®</sup> material has a reflective water repellent 100% polyester top layer that keeps the interior cool when in sunlight and protects against harmful UV rays. Mirror pockets are featured on both sides of the cover. Non-scratch grommets are installed on each cover to allow the use of a tie strap or lock.

#### 1967-2015 Camaro/Firebird

MT6683K	69
MT1600K	70-73
MT1800K	74-81
MT3100K	82-92 with wing
MT3400K	93-02 w/o wing
MT3800K	93-02 with wing
MT3500K	10-15

#### 1962-79 Chevy II/Nova

MT2763K	68-79
---------	-------

#### 1955-57 Chevrolet 150/210/Bel Air

MT8601K	55-56	4 door
MT8602K	55-56	2 door
MT8603K	57	2 door, 4 door
MT8611K	55	wagon, all
MT8612K	56	wagon, all
MT8613K	57	wagon, all

#### 1958-96 Impala

MT8500K	58	2 door
MT8501K	58	4 door
MT8502K	59-60	
MT8503K	61-64	
MT8504K	65-76	
MT8506K	77-90	
MT8517K	91-94	
MT8510K	95-96	

#### 1947-87 Truck

MT9001K	47-54	long bed
MT9003K	55-59	long bed
MT9004K	60-76	short bed
MT9005K	60-87	long bed
MT9006K	77-87	short bed

### Indoor/Outdoor Use Silver Reflective Material Double Layer-Soft Cotton Inner Lining

This premium fabric offers double protection! Designed for indoor or outdoor use, Titanium Plus<sup>®</sup> has a silver highly reflective water repellent 100% polyester top layer that keeps the interior cool when in sunlight and a soft padded cotton inner layer that provides extra protection against nicks and dings during storage in tight quarters. Mirror pockets are featured on both sides of the cover. Non-scratch grommets are installed on both covers to allow the use of a tie strap or lock.

#### 1967-2015 Camaro/Firebird

MT2700H	67
MT2800H	68
MT6683H	69
MT1600H	70-73
MT1800H	74-81
MT3100H	82-92 with wing
MT3400H	93-02 w/o wing
MT3800H	93-02 with wing
MT3500H	10-15

#### 1962-79 Chevy II/Nova

MT2760H	62-67
MT2763H	68-79

#### 1955-57 Chevrolet 150/210/Bel Air

MT8601H	55-56	4 door
MT8602H	55-56	2 door
MT8603H	57	2 door, 4 door
MT8611H	55	wagon, all
MT8612H	56	wagon, all
MT8613H	57	wagon, all

#### 1958-96 Impala

MT8500H	58	2 door
MT8501H	58	4 door
MT8502H	59-60	
MT8503H	61-64	
MT8504H	65-76	
MT8506H	77-90	
MT8517H	91-94	
MT8510H	95-96	

#### 1947-87 Truck

MT9000H	47-54	short bed
MT9001H	47-54	long bed
MT9002H	55-59	short bed
MT9003H	55-59	long bed
MT9004H	60-76	short bed
MT9005H	60-87	long bed
MT9006H	77-87	short bed

### Indoor Use Cotton Flannel Material



SoftShield  
cotton flannel



gray tan

Favored by classic car collectors that garage their cars, OER's woven soft cotton flannel car covers pamper the vehicle's finish with a super soft underside rap that protects even the most delicate surfaces. Mirror pockets are featured on both sides of the cover. Non-scratch grommets are installed on each cover to allow the use of a tie strap or lock.

#### 1967-2015 Camaro/Firebird

MT2700F	67
MT2800F	68
MT6683F	69
MT1600F	70-73
MT1800F	74-81
MT3100F	82-92 with wing
MT3400F	93-02 w/o wing
MT3800F	93-02 with wing
MT3500F	10-15

#### 1962-79 Chevy II/Nova

MT2760F	62-67
MT2763F	68-79

#### 1955-57 Chevrolet 150/210/Bel Air

MT8601F	55-56	4 door
MT8602F	55-56	2 door
MT8603F	57	2 door, 4 door
MT8611F	55	wagon, all
MT8612F	56	wagon, all
MT8613F	57	wagon, all

#### 1958-96 Impala

MT8500F	58	2 door
MT8501F	58	4 door
MT8502F	59-60	
MT8503F	61-64	
MT8504F	65-76	
MT8506F	77-90	
MT8517F	91-94	
MT8510F	95-96	

#### 1947-87 Truck

MT9000F	47-54	short bed
MT9001F	47-54	long bed
MT9002F	55-59	short bed
MT9003F	55-59	long bed
MT9004F	60-76	short bed
MT9005F	60-87	long bed
MT9006F	77-87	short bed

# Defeat Corrosion at the Molecular Level with OER®'s Chemical Restoration Products!

Get the OER® Advantage over corrosion! If your vehicle has rust, you'll need the right tools to fight the problem before the it spreads like a cancer, weakening and ultimately consuming the structure of your vehicle. These restoration grade chemicals from OER® are specially formulated to remove, treat and prevent rust. Return corroded surfaces to bare metal, convert rust into a paintable polymer coating, or seal out moisture and oxygen to starve corrosion and stop the spread for good! Eliminate the threat of rust with OER®'s Chemical Restoration products!



## REMOVE RUST



- Remove Rust:**  
*OER® Dissolve Rust*  
 removes rust leaving a bare metal surface.

- Etch the Metal:**  
*OER® Etch Metal*  
 removes light surface rust and leaves a coating that bonds paint to the metal surface.

## TREAT RUST



- Convert Rust:**  
*OER® Convert Rust*  
 turns rust into a black, paintable polymeric coating that's ready for primer or top coat.

## INHIBIT RUST



- Inhibit Rust:**  
*OER® Inhibit Rust*  
 bonds to any metal substrate completely sealing the area to starve rust and oxidation, to prevent pitting, weathering, abrasion, and protect against salt spray, fuel, tar, and road debris.

- Permanently Stop Rust:**  
*OER® Corrosion Barrier 77*  
 bonds to bare or rusty metal. Can be brushed or sprayed on to permanently stop corrosion. Isolates metal from moisture and oxygen keeping rust in a suspended state and creates a finish that is unaffected by road salt, battery acid and other corrosives.



# OER® Rust Removal & Prevention

## Remove Rust

### OER® Dissolve Rust

OER® Chemical Restoration Dissolve Rust returns rusted surfaces to bare metal without harming the integrity of the metal. The viscous formula is reusable and will not harm plastic, rubber, seal, soft metals, or non-oxide coatings such as paint and chrome. OER® Chemical Restoration Dissolve Rust works like an acid, but is safe for you and the environment. OER® Chemical Restoration Dissolve Rust is ideal for removing rust from any part or surface that can remain damp with the product until the rust is gone!



*dissolve*

- **OER® Dissolve Rust** removes rust leaving a bare metal surface.



KB6110 quart

## Treat Rust

### OER® Etch Metal

OER® Chemical Restoration Etch Metal inhibits rust and promotes paint adhesion for bare metal surfaces. This specially formulated liquid gently etches the metal, then leaves a zinc coating that helps chemically bind paint to the surface. OER® Chemical Restoration Etch Metal is non-toxic, non-flammable and reusable. Ideal for application on bare metal parts after sandblasting or using OER® Chemical Restoration Dissolve Rust.



*etch*

- **OER® Etch Metal** removes light surface rust and leaves a coating that bonds paint to the metal surface.



KB6114 quart

### OER® Convert Rust

OER® Chemical Restoration Convert Rust instantly neutralizes rust and converts the rusted surface, leaving a protective dark polymer coating. The inert coating provides an excellent primer base that seals out moisture to prevent future rust and corrosion. Protected surface can then be top coated with most paints. OER® Chemical Restoration Convert Rust can be applied with a brush, trigger bottle or a spray gun. Brush – A common household paint brush or foam applicator. Spray Gun – HVLP or conventional spray gun using a 1.0-1.4 nozzle at low pressure. Available in quart bottles.



*convert*

- **OER® Convert Rust** turns rust into a black, paintable polymeric coating that's ready for primer or top coat.



KB6112 quart

## Inhibit Rust

### OER® Inhibit Rust

OER® Chemical Restoration Inhibit Rust is durable clear coating that protects any metal substrate from rust and corrosion for up to 7 years. It provides a superior bond to treated and non-treated surfaces such as undercarriage, suspension components, wheel wells, fenders, and more. Easy-to-use and safe for use on metal, stainless, copper, aluminum, and fiberglass. Withstands temperatures up to 190 degrees F with two or more coats. Clear formula eliminates the need to mask off areas and it cleans up easily with solvent cleaner. OER® Chemical Restoration Inhibit Rust also protects and provides added UV resistance to powder coated surfaces. OER® Chemical Restoration Inhibit Rust protects against weathering, oxidation, pitting, salt spray, fuel, tar, road debris, and modest abrasion.



*glossy clear coat*

- **OER® Inhibit Rust** bonds to any metal substrate completely sealing the area to starve rust and oxidation, to prevent pitting, weathering, abrasion, and protect against salt spray, fuel, tar, and road debris.



KB6113 16 oz. aerosol

### Your Choice of Gloss Black, Satin Black or Gloss Clear!

- **OER® Corrosion Barrier 77**

bonds to brass or rusty metal. Can be brushed or sprayed on to permanently stop corrosion. Isolates metal from moisture and oxygen keeping rust in a suspended state and creates a finish that is unaffected by road salt, battery acid and other corrosives.



*gloss black*

*satin black*

*gloss clear*



*apply over bare metal*

*apply over rusty metal*

*apply over bare metal*



### OER® Corrosion Barrier 77

After removing or treating rust on floors, subframes, or other under car components, OER® Chemical Restoration Corrosion Barrier 77 is a single component, high solids, rust stopping paint specially formulated to bond to bare or rusted metal surfaces. The coating forms a rock hard finish that's flexible, non-porous and will not crack, chip, flake or peel. No hardeners or activators are needed. OER® Chemical Restoration Corrosion Barrier 77 is perfect for floors, subframes and other under car panels. It is completely unaffected by salt, gasoline, oils, battery acids, hydraulic fluids, solvents, chemicals, or corrosives. Available in gloss or satin finish.

KB6117 1 quart, gloss

KB6118 1 quart, satin

KB6132 1 quart, gloss clear

**OER**

# OER® Paints for GM Vehicles

## OER® Premium Quality Interior Paint

OER's revolutionary formula provides 40% more coverage than standard dyes and lacquers, and actually penetrates and molecularly bonds to the surface to permanently seal in the color. Dries to the touch in 45 seconds, forms a complete bond in just 10 minutes. UV stable and color fast, it will not crack, flake or peel. For use on vinyl, leather, ABS plastic, polycarbonate, polypropylene, polyurethane, acrylic, kexan, fibreglass and recycled plastics. Available in your choice of convenient 12 oz. aerosol cans or for bigger jobs where a spray gun is required, we offer quart cans.

### Notes Apply To All OER® Paint Cans

**Important:** Due to variances in factory vinyl material, paint could have up to a 10% variation color difference from original.

**Note:** All paint must be shipped dry ground. Shipped within the continental U.S. only. Shipped ground only.



**Factory Original  
1956-57 Chevy Colors  
now available!**

12 oz. aerosol Can  
1 Quart Easy-Pour Can



801 black	1002 dark blue	1005 ivory	1006 copper	1007 beige	1008 dk. turquoise	1011 red
1018 glacier blue	1017 light blue	1019 dk. turquoise	1020 dark green	1024 med. turq.	1429 medium blue	3878 charcoal
3877 light green	7210 med. green	7518 yellow	7586 med. green	7799 yellow	<b>OER</b>	

### Color Chart for 1955-57

	Aerosol Cans	Quart Cans	
1956-57	black	PP801	PQ801
1955-57	dark blue	PP1002	N/A
1955-57	ivory	PP1005	N/A
1956-57	copper	PP1006	PQ1006
1955-57	beige	PP1007	N/A
1957	dark turquoise	PP1008	N/A
1955-57	red	PP1011	N/A
1955	glacier blue	PP1016	N/A
1956-57	light blue	PP1017	N/A
1956	dark turquoise	PP1019	N/A
1956-57	dark green	PP1020	N/A
1955, 1957	medium turquoise	PP1024	N/A
1957	medium blue	PP1429	N/A
1957	charcoal	PP3876	N/A
1956-57	light green	PP3877	N/A
1955	medium green	PP7210	N/A
1956	yellow	PP7518	N/A
1957	medium green	PP7586	N/A
1957	yellow	PP7799	N/A

801 black	802 red	803 light blue	804 bright blue	805 gold	806 turquoise	807 parchment
808 med. blue	809 ivy gold	857 dark aqua	858 teal blue	825 pearl pchmnt	800 white (ivory)	811 orange
812 dark blue	813 dark green	814 moss green	817 light saddle	818 dark saddle	822 light blue	837 buckskin
829 firehorn	830 dk crnm red	812 willow grn	835 willow grn	836 silver gray	820 camel tan	<b>OER</b>

### Color Chart for 1962-79

	Aerosol Cans	Quart Cans	
1962-79	black	PP801	PQ801
1962-69	red	PP802	N/A
1965-67	light blue	PP803	PQ803
1966-67	bright blue	PP804	PQ804
1967-70	gold	PP805	PQ805
1967-68	turquoise	PP806	N/A
1967	parchment	PP807	PQ807
1968	medium blue	PP808	N/A
1968	ivy gold	PP809	N/A
1968	dark aqua	PP857	PQ857
1968	teal blue	PP858	N/A
1968	pearl parchment	PP825B	PQ825
1968	clear top coat	N/A	PQ825T
1969	white	PP810	PQ810
1969	Hugger Orange	PP811	PQ811
1969	dark blue	PP812	N/A
1969	dark green	PP813	PQ813
1969	moss green	PP814	PQ814
1970-76	light saddle	PP817	N/A
1970-76	dark saddle	PP818	PQ818
1975-77	light blue	PP822	N/A
1976-77	buckskin	PP837	PQ837
1976-81	firehorn red	PP829	N/A
1977-79	dark carmine rd	PP830	N/A
1977-79	dark willow grn	PP835	N/A
1977-79	silver gray	PP836	N/A
1978-79	camel tan	PP820	PQ820
1998-07	dark pewter	PP883	N/A
2007	graphite	PP833	N/A



# OER® Paints for GM Vehicles



## OER® Interior/Exterior Plastics Surface Preparation Formulas

OER® manufactures a variety of surface preparation products to ready reproduction dash pads, headrests, door panels, padded pillar moldings, plastic parts, metal components and other parts for the application of the topcoat. Our item #PP1009 prep cleaner is a fast drying multi-surface cleaner that will remove any build-up of dirt, grease or chemicals. Item #PP215 is a fast drying, clear adhesive promoter that is completely flexible and recommended for preparing metal, TPO, PP and other interior and exterior parts for topcoat. The item #PP618 metal and plastic primer is a self leveling flexible light gray primer that adheres to most plastic and metal surfaces. It is compatible with many topcoats, is heat resistant and requires no catalyst. It is great for filling small nicks and scrapes on a variety interior and exterior surfaces including TPO bumpers.

*Note: Shipped within the continental U.S. only. Shipped ground only.*

PP1009	OER® Colorbond prep cleaner, 4 oz. bottle
PP215	OER® paint adhesion promoter, 12 oz. aerosol
PP618	OER® self leveling metal and plastic primer, 12 oz. aerosol



Before



black taupe gray dark gray

## OER® Carpet Restoration Formula

Formulated to enhance and restore faded, worn or stained surfaces, our OER® Carpet Dyes molecularly bond to carpeting for a finished result that will not wear off. A great product for restoring carpet or for spraying carpeted trim panels on consoles, door panels and other carpeted trim. An easy way to renew worn or stained carpeted floor mats as well. Order each color individually in a 12 oz. aerosol can or for big jobs, buy the case of six 12 oz. aerosol cans.

*Note: Shipped within the continental U.S. only. Shipped ground only.*

### 12 oz. Aerosol Cans

PP900	black
PP901	taupe
PP902	gray
PP903	dark gray
PP904	crimson red

## OER® Black Wrinkle Finish

A durable and long lasting finish which has a unique wrinkled texture. Excellent hiding qualities provides an excellent finish for hiding surface imperfections such as pitting, scratches or chips. Extremely durable formula resists oil, gas and grease. Can be used where harsh conditions break down conventional coatings. Comes in 16 oz. aerosol can. Great for valve covers, air cleaners, dash components and more.

*Note: Ships ground only. No air shipment.*

K89548



- Correct Original Colors
- High Hiding Formulation
- Heat Resistant to 400 degrees F
- Manufactured in The USA!

## OER® Classic Blend Engine Paint

OER® Classic Blend Engine Paints offer maximum coverage and adhesion to air cleaners, engine blocks, heads, intake manifolds, valve covers, water pumps, oil pans, transmission cases, and more. Effective against rust, gas, oil, grease, salt, humidity and intermittent temperatures up to 400 degrees F. Extensive factory correct color selection is available with high-hiding capability. Spray gun results without the mess and hassle associated with mixing paint and cleaning the equipment. Buy individual 16 oz. aerosol cans or buy the convenient case of six 16 oz. aerosol cans.

*Note: Ships ground only. No air shipment.*

16 oz. aerosol can – any color

Color Chart for GM Vehicles			Aerosol 16 oz. can	Color Swatch
<b>Chevrolet</b>				
1951-62	Chevy blue		K89110	
1962-prior	medium gray		K89115	
1977-prior	orange red		K89120	
<b>GM</b>				
1963-79	truck engine red		K89180	
1966-prior	spectra red		K89150	
1977-82	corporate blue		K89130	
1975-77	strato blue metallic		K89140	
<b>Pontiac</b>				
1959-60	sky blue		K89280	
1961-65	turquoise		K89290	
1966-70	light blue metallic		K89200	
1971-73	light blue teal		K89210	
1973	blue aqua		K89220	
1973-74	slate blue		K89230	
<b>All Vehicles</b>				
all	gray primer		K89260	
all	glass clear		K89265	
all	factory black high gloss		K89543	

**OER**

# OER® Premium Quality Paints



## OER® Trunk Refinish Kit

Restore the trunk area of your classic car to a factory original appearance and provide the ultimate protection from the elements. OER® manufactures a variety of coatings for the restoration of the trunk area. First prime the area to be painted. On bare metal, you should use a self etching primer. Next, spray your base coat. Then spray your spatter coat and let dry thoroughly. Finally, coat the entire surface with our clear topcoat to seal the surface.

*Note: Ships ground only. No air shipment.*

### Step One – Primer, 20 oz. Aerosol

K89576 standard gray primer  
K89560 self etching gray primer

### Step Two – Base Coat, 20 oz. Aerosol

K89578 flat black base coat  
k89581 dark gray base coat

### Step Three – Spatter Coat, 16 oz. Aerosol

K51496 black and gray spatter coat  
K51499 black and aqua spatter coat  
K51498 gray and white spatter coat



## GM Trunk Spatter Paint – Quart

Trunk spatter paint for the discriminating restorer who wants to get an exact color match to completely restore the trunk. This item is produced by the original manufacturer. Available in the original GM colors of gray/white and black/aqua. One quart will do your entire trunk. Can be thinned by water. Clear coat is not needed for this application.

**Important:** To be applied with a cup gun (not included). Originally GM used a Binks 2100 gun, with a 200 tip, a 66 fluid nozzle and an internal mix aircap.

K86131 gray/white quart  
K86130 black/aqua quart



A9250101



A9250102

**AUTHORIZED**

## Trunk Spatter Spray Gun/Pressure Pot

This is the style gun that was used at the factory to apply the trunk spatter paint in the correct consistency and pattern. This spray gun comes with the correct fluid nozzle, needle, and air nozzle. The 2100 spray gun is a durable, full sized gun that is comfortable, well balanced, and easy to use. Aspecially designed grip measurably improves operator control, balance, and spray quality. The model 2100 will spray all conventional coatings, including those with high solids. The 2100 spray gun features a forged aluminum body that has been precision machined, and brass air nozzles and knobs that are nickel-plated.

**Important:** Pressure pot, air hose and fluid hose sold separately.

A9250101 Binks 2100  
A9250102 pressure tank  
A9250103 5' air hose  
A9250104 5' fluid hose

**AUTHORIZED**

## General Purpose Spray Gun

This general purpose paint spray gun is designed with a rugged lightweight body that makes it easier to keep a steady hand while you paint. The spray gun sprays all light-to-medium viscosity materials including lacquer, enamel, urethane, polyurethane and primer. This is a great paint spray gun for a wide range of uses in any home garage or professional auto shop.

A9250105

## OER® Original Hue Paints

OER® Original Hue paints are specially formulated to perfectly match the factory colors of specific components installed on your vehicle at the factory. Unique shades are available so you can duplicate the OE finishes on a variety of parts including Saginaw steering boxes and Delco shock absorbers from the 60's and 70's.

**Note:** Ships ground only. No air shipment.

K89531 Saginaw steering box blue/grey  
K89532 GM Delco shock absorber grey



## OER® Detail Coatings

OER® coatings are available in a variety of colors and sheen levels to achieve the correct factory look during the restoration of any Classic vehicle. Tough and dependable,

these coatings adhere extremely well, prevent rust and corrosion and enhance the quality and appearance of the finished product. Eliminates the need for a spray gun for small repairs, reduces cleanup time.

**Note:** Ships ground only. No air shipment.

### OER® Factory Black Coatings

16 oz. Aerosol  
K89540 ultra flat factory black  
K89541 low gloss factory black  
K89542 semi gloss factory black  
K89543 high gloss factory black

### OER® Rubbed Undercoat

20 oz. Aerosol

Can be top coated with any type of automotive finish. Special formula greatly reduces lingering odor associated with most other brands of undercoating. No "bleed through" when top coated.

K89570 rubberized undercoating

### OER® Underhood Detail Paint

16 oz. Aerosol

A variety of choices are available to correctly refresh underhood items such as hood lings, hood latch and safety catch, carb, pulleys, linkage, nuts, bolts, brackets, clips, screws and more with a durable flat or non-gloss finish that mimics the appearance of zinc phosphate plating.

K89540 ultra flat factory black  
K89520 dark gray

### OER® Hi-Temp Exhaust Coating

16 oz. Aerosol

A fast drying coating designed to withstand temperatures up to 1200 degrees F on a continuous basis. Forms a porcelain-like bond after curing. Resists blistering, peeling, discoloration or loss of adhesion. Excellent for headers, manifolds, mufflers, pipes and more.

K89555 silver  
K89556 black  
K0090 cast iron gray

## OER® Metal Mimic FX Coatings

OER® Metal Mimic FX high performance coatings were developed to mimic the appearance of the components that were originally left unpainted by the factory. Items such as cast iron housings, aluminum housings, stainless steel parts, galvanized parts and even chrome can now be coated with a "factory correct" looking finish that is extremely durable and amazingly close to the original color.

**Note:** Ships ground only. No air shipment.

### OER® Metal Mimic FX Coatings

16 oz. Aerosol Cans  
K89500 aluminum blast coating  
K89502 cast blast cast zinc iron gray  
K89501 galv blast zinc coating  
K89091 stainless steel coating  
K0090 Hi-Temp 1200° cast iron gray



## OER® Professional Grade PBE Coatings

OER® is pleased to offer our professional grade PBE coatings specifically formulated to meet the performance needs of body shop personnel but conveniently packaged for the automotive enthusiast. Tough and dependable, these coatings adhere extremely well, prevent rust and corrosion and enhance the quality and appearance of the finished product. Large fan spray head gives a professional looking application. Eliminates the need for a spray gun for small repairs, reduces clean up time.

**Note:** Ships ground only. No air shipment.



### OER® Self Etching Sanding Primers

Manufactured with a modified acrylic resin to give you excellent adhesion to all types of metal, aluminum and prepared surfaces. Dries to the touch in 10 minutes. Dry to sand or topcoat in 15 minutes.

K89560	gray	20 oz. aerosol
K89561	black	20 oz. aerosol
K89562	red oxide	20 oz. aerosol

### OER® High Solids Sanding Primers

A superior professional grade primer formulated with 40% solids to provide twice the coverage of conventional aerosol primers. One 20 oz. can will cover as much area as four 16 oz. cans of a conventional low solids formulation. Fewer cans needed to complete the job will save time and money. Protects against rust and corrosion.

Provides excellent adhesion with single coat hiding capability and minimum overspray.

One 20 oz. can of OER® High Solids is equal to four 16 oz. cans of competing brands.



K89575	red oxide	20 oz. aerosol
K89576	gray	20 oz. aerosol

### OER® Zinc Phosphate Primers

Specialty formulated primer that chemically bonds with iron, steel and aluminum to form a hard, highly adherent coating. It has exceptional corrosion resistance. Ideal for spot repair of damaged coatings. Exceptional protection against rust and corrosion. Compatible under two component coatings. Forms a hard, highly adherent, water-resistant coating that can be painted or left as is. Dries to the touch in 10 minutes.

K89565	green	16 oz. aerosol
K89566	yellow	16 oz. aerosol

### OER® Spray Gate Weld-Thru™ Coating

A smooth, cold galvanizing compound that chemically fuses to bare steel and forms an extremely rust-resistant barrier. Perfect for application on the inside of newly installed panels where rust prevention of new metal is important, but where the part treated will not be painted. Fast dry, sag-free spray that is abrasion resistant. Stops rust creepage, resists chemicals and is rust inhibitive. Apply it to sheet metal pieces before installation, then weld as usual. The coating will not affect the quality of the weld, and will retain its rust preventative properties.

K89567	galv gray	16 oz. aerosol
--------	-----------	----------------

## OER® High Solids Detail Coatings

A superior professional grade coating formulated for restorations where maximum performance is required. These high solid paints do not run or sag, and provide twice the coverage of conventional aerosol enamels. Each 20 oz. can offers the highest solid content (40%) of any aerosol paint on the market for maximum coverage. One 20 oz. can of OER® High Solids is equal to four 16 oz. cans of competing brands.

**Note:** Ships ground only. No air shipment.



One 20 oz. can of OER® High Solids is equal to four 16 oz. cans of competing brands.



### OER® High Solids Detail Coatings – 20 oz. Aerosol

K89577	gloss black	20 oz. aerosol
K89578	flat black	20 oz. aerosol
K89579	aluminum	20 oz. aerosol
K89580	stainless steel	20 oz. aerosol
K89581	dark gray	20 oz. aerosol



## OER® Factory Wheel Coatings for GM Vehicles

OER® factory wheel coatings are available in a variety of original colors so you can achieve the correct factory look on the restoration of wheels. Eliminates the need for expensive custom paint mixing and greatly simplifies the restoration process by providing spray gun results without the hassle and mess of a spray gun or the need for an air compressor.

**Note:** Ships ground only. No air shipment.

### Rally Wheel and SS Wheel Paint

Correct colors and sheen for GM Rally I, Rally II and Super Sport wheels.

K89320	argent silver	16 oz. aerosol
K89325	argent silver/green	16 oz. aerosol

### Low Luster Gray Wheel Paint

Correct color and sheen for the restoration of Rally, Super Sport, Honeycomb and Z28 5-spoke mag wheels that call for this unique shade of gray. This gray was used on the backside and in some cases both sides of steel factory sport wheels. Can also be used on jack mechanism and jack base on some models.

K89410	low luster gray	16 oz. aerosol
--------	-----------------	----------------

### Rally II Wheel Insert Paint

Charcoal gray metallic paint for the restoration of the pie shaped wheel insert area on GM Rally II wheels. Correct color, tone and luster for a factory fresh appearance.

K89330	charcoal gray	16 oz. aerosol
--------	---------------	----------------

### 5-Spoke Mag Wheel Paint

Correct color, sheen and texture for the restoration of 1970-81 Z28 5-spoke mag wheels also known as "Trans Am", "high performance" or "5-spoke Rally" wheels. Correct for 1970 Chevelle & El Camino 5-spoke factory wheels as well.

K89310	shadow gray	16 oz. aerosol
--------	-------------	----------------

### Honeycomb Wheel Paint

Correct color, sheen and texture for the restoration of 1970-76 Pontiac Trans Am, Firebird, GTO, Formula or Oldsmobile 1972-74 Super Stock IV wheels. Your choice of Daytona Gold or Simulated Magnesium.

K89305	daytona gold	16 oz. aerosol
K89315	simulated magnesium	16 oz. aerosol

### Snowflake Wheel Paint

Correct color, sheen and texture for the restoration of 1970-81 Pontiac Trans Am and Special Edition Snowflake wheels. Your choice of Placer Gold or Slate Silver.

K89350	placer gold	16 oz. aerosol
K89355	slate silver	16 oz. aerosol

### Third Gen. Wheel Paint

Ideal color for the restoration of a variety of 80's-90's factory mag wheels on Chevrolet and Pontiac vehicles. Your choice of California Gold or Nevada Silver.

K89335	calif. gold	16 oz. aerosol
K89345	nevada silver	16 oz. aerosol

### OER® Classic Blend – Clear Enamel

Provide extra durability and color depth on a variety of surfaces. OER® Clear Enamel will enhance the appearance of engine components, wheels, suspension components and other painted and unpainted surfaces where a gloss clear topcoat is desired. Withstands rust, gas, oil, grease, salt and intermittent temperatures up to 400 degrees F. Formulated for use on engines, but also an excellent coating for application on wheels.

K89285	clear enamel	16 oz. aerosol
--------	--------------	----------------

## Notes Apply to All OER® Paint Cans

**Note:** Due to variances in factory vinyl material, paint could have up to a 10% variation color difference from original.

**Important:** All paint must be shipped via ground.

**OER**

# OER<sup>®</sup> Authorized Molded Carpet

## Superior Carpet Sets from OER<sup>®</sup>

When it comes to quality, the OER<sup>®</sup> name is the most trusted in the restoration industry. Each product is manufactured and designed to replicate the original OEM part exactly and this reproduction molded carpet is no exception. Manufactured in the USA using the finest workmanship and materials available, each molded carpet offers supreme quality and fit. Give your customers one of the most recognized names in restoration by offering OER<sup>®</sup> premium quality molded carpet.

- Eliminates Fuzzing/Shedding of Fibers
- Great Abrasion Resistance
- Prevents Color Fading
- Molded to Fit Factory Floor Pan
- Available in Original Factory Colors
- OER<sup>®</sup> Authorized!


**OER AUTHORIZED**

### 1967-73 Camaro/Firebird Superior Loop Carpet

This new 80/20 Rayon is a revolutionary new carpet yarn utilizing modern textile chemistry to duplicate in appearance of the original 80/20 Rayon/Nylon carpet used on GM cars. This carpet eliminates the problems of poor abrasion resistance and

fuzzing or shedding of fibers, with excellent color fading protection. Available in most original colors. Prepackaged in OER<sup>®</sup> box.

*Note: The 1970-73 Camaro featured differences in the transmission hump between automatic and manual. See listings below for correct application.*



#### 1967-69 Molded Carpet

K20001	67-69	black
K20002	67-69	red
K20004	67-68	bright blue
K20005	67-68	gold
K20006	67-68	aqua
K20008	67-68	medium blue
K20009	68	ivy gold
K20012	69	dark blue
K20013	67-68	dark green
K20014	69	moss green
K20017	69	medium saddle
K20035	69	gunmetal gray
K20038	69	dark olive green

#### 1970-73 Automatic Transmission

K219101	70-73	black
K219102	70-73	red
K219105	70	gold
K219105	73	gold
K219108	70-73	medium blue
K219113	73	dark green
K219114	71-72	moss green
K219117	70-71	medium saddle
K219123	70-71	silver
K219135	73	gunmetal gray
K219144	72	fawn sandalwood
K219171	72	dark brown
K219198	70	green
K219199	70	orange

#### 1970-73 4-Speed Transmission

K219001	70-73	black
K219002	70-73	red
K219005	70	gold
K219005	73	gold
K219008	70-73	medium blue
K219013	73	dark green
K219014	71-72	moss green
K219017	70-71	medium saddle
K219023	70-71	silver
K219035	73	gunmetal gray
K219044	72	fawn sandalwood
K219071	72	dark brown
K219098	70	green
K219099	70	orange

# OER® Authorized Molded Carpet



## 1974-02 Camaro/Firebird Superior Cut Pile Carpet **OER** AUTHORIZED

Quality premium 100% nylon carpet featuring superior resistance to fuzzing or shedding of fibers, while providing excellent protection against color fading. Provides a level of luxury and durability previously unavailable. Includes a correct reproduction of the heel pad, dimmer switch hole grommet and jute padding attached to the underside. Available in original colors. Prepackaged in OER® box.

### 1974-75 Automatic Transmission

K219301	74-75	black
K219303	74-75	blue
K219321	74-75	oxblood
K219325	74-75	medium gray
K219337	74-75	buckskin
K219348	74-75	willow green
K219366	74-75	midnite blue
K219367	74-75	medium doeskin
K219377	74-75	flame red

### 1974-75 4-Speed Transmission

K219201	74-75	black
K219203	74-75	blue
K219221	74-75	oxblood
K219225	74-75	medium gray
K219237	74-75	buckskin
K219248	74-75	willow green
K219266	74-75	midnite blue
K219267	74-75	medium doeskin
K219277	74-75	flame red

### 1976-81 Molded Carpet

K219401	76-81	black
K219420	78-80	doeskin/camel tan
K219423	80	silver
K219425	76-81	medium gray
K219437	77	buckskin
K219441	77-79	powder blue
K219448	79	willow green
K219452	77	caramel
K219454	78-80	dark red carmine/firehorn
K219466	76-81	midnite blue
K219467	76-77	medium doeskin
K219467	81	medium doeskin
K219477	76-81	flame red

### 1982-84 Passenger Compartment Floor Only

K28701	82-84	black
K28708	82-84	blue
K28746	82	silver green/yale
K28757	82-84	charcoal
K28766	82	midnite blue
K28767	82-84	medium doeskin
K28768	82	medium silver
K28771	82-84	dark briar brown
K28792	84	almond

### 1985-92 Passenger Compartment Floor Only

K29501	85-92	black
K29515	90	maroon
K29521	86-88	oxblood
K29528	85-86	medium beige
K29528	90	medium beige
K29528	92	medium beige
K29554	85-89	dark red carmine/firehorn
K29556	85-92	dove gray
K29559	88-90	cognac
K29567	85-91	medium doeskin
K29568	90	medium silver
K29577	85	flame red
K29577	87-92	flame red
K29592	85, 87	almond

### 1982-92 Rear Hatchback Compartment Only

HAS101	82-84	specify color
HAS102	85-92	specify color



### 1993-02 Passenger Floor and Rear Hatchback Compartment Set

K29301A	93-02	black
K29325A	93-95	medium gray
K29328A	93-95	medium beige
K29333A	93-99	graphite
K29377A	93-01	flame red
K29383A	00	pewter
K29383A	02	pewter
K29393A	97, 99	antelope/light neutral
K29394A	96-97	medium sand
K29394A	00-01	medium sand
K29395A	96-99	light mocha
K29396A	00-02	ebony
K29397A	96-99	opal

# Camaro/Firebird Carpet Accessories



1967 gold



1969 gummetal 1969 dark olive




## 1967-89 Deluxe Inner Door Panel Carpet

Door panel carpet for deluxe interiors is produced using top quality 80/20 rayon/nylon blend materials with original loop design. Exact factory patterns are used along with correct factory matched vinyl trim. Ready for installation, the 1967 carpet includes correct binding which separates the lower portion of the door panel from the upper section. The 1968-69 carpet does not include binding due to the upper section of the carpet being hidden by a polished stainless trim molding (available separately).

K626701	67	black
K626702	67	red
K626704	67	bright blue
K626705	67	gold
K626706	67	aqua
K626801	68-69	black
K626802	68-69	red
K626806	68	aqua
K626808	68	medium blue
K626809	68	ivy gold
K626812	69	dark blue
K626813	69	dark green
K626914	69	moss green
K626915	69	maroon
K626917	69	medium saddle
K626935	69	gummetal gray
K626938	69	dark olive green



210008



## 1967-69 Rear Fold Down Seat Carpet



Correct replacement carpet for 1967-69 rear fold down seats. Manufactured from the same quality carpet as the Superior 80/20 rayon loop carpet sets. Helps to eliminate problems of poor abrasion, resistance, fuzzing or shedding of fibers while providing excellent protection against color fading. Will match OER® carpet colors.

### 1967-68 Camaro

210001	67-68	black
210002	67-68	red
210004	67-68	bright blue
210005	67	gold
210006	67-68	turquoise
210008	67-68	medium blue
210009	68	ivy gold

### 1969 Camaro

310001	69	black
310002	69	red
310012	69	dark blue

### 1967-68 Firebird


210001	67-68	black
210002	67-68	red
210005	67	gold
210006	67-68	turquoise
210009	68	ivy gold
200012	67	dark blue
210013	67-68	dark green

### 1969 Firebird

310001	69	black
310002	69	red
300005	69	gold
310012	69	dark blue
310014	69	moss green
310038	69	dark olive green



K24142



K24144

## 1967-92 Carpet Sound Deadener

Quality carpet underlay used to eliminate noise and add padded comfort on floor carpet. Helps protect floor pans from rust and acts as a barrier against outside heat, cold and noise. When it comes to originality, the OEM style paper reproduction is as close as you'll get! Originally, the sound deadener included a paper material attached to the rubber. We offer your choice of the OEM style paper wrapped carpet underlay or the replacement style listed below.

K24142	67-69	replacement style
F262	67-69	OEM style
K24144	70-81	replacement style
F264	82-92	replacement style

# 1962-79 Chevy II/Nova Molded Carpet

**Now Available  
with or without  
Mass Backing!**



NC68732204  
1968-79 loop carpet bright blue  
(shown with optional mass backing)



with mass backing      without mass backing


### FAQ: What Exactly is Mass Backing?

As part of the manufacturing process, a special latex coating is thermo-bonded to the back of the carpet to substantially increase the insulating and sound deadening properties of the basic carpet set. Then 36 oz. jute padding is attached to the underside of the carpet. Mass backing is available as an option for all types of carpets.

## 1962-67 Nova Superior Loop Carpet

**Now Available With or Without Optional Mass Backing!**

All new 80/20 Raylon/Nylon blend is a revolutionary carpet yarn utilizing modern textile chemistry to duplicate original look of the OEM 80/20 Rayon/Nylon carpet used on GM cars. Eliminates the problems of poor abrasion resistance and shedding of fibers while providing excellent protection against color fading. All carpet sets include a correct reproduction of the heel pad, the dimmer switch hole grommet as well as jute padding attached to the underside.



## 1962-67 Chevy II/Nova — 80/20 Rayon/Nylon Loop Carpet


*Note: Please specify color when ordering. Shipped overseas.*

**Molded Carpet without Mass Backing**

NC626711	62-67	without center console
NC626721	62-67	with center console

**Molded Carpet with Mass Backing**

NC626712	62-67	without center console
NC626722	62-67	with center console



## 1968-79 Chevy II/Nova — 80/20 Rayon/Nylon Loop Carpet

Originally, 1968-73 models were equipped with loop carpet and 1974-79 models were equipped with cut pile carpet. Floor pan configuration is the same from 1968-79.

*Note: Please specify color when ordering.*

**Molded Carpet**

NC687311	68-79	without center console
NC687321	68-79	with center console


**Molded Carpet with Mass Backing**

NC687312	68-79	without center console
NC687322	68-79	with center console

## 1974-79 Nova Superior Cut Pile Carpet

**Now Available With or Without Optional Mass Backing!**

Quality premium 100% nylon carpet that is made with 40% more nylon than standard cut pile and is 50% heavier in weight. This carpet eliminates the problems of poor abrasion resistance and shedding of fibers, while providing excellent protection against color fading. All carpet sets include a correct reproduction of the heel pad, the dimmer switch hole grommet as well as jute padding attached to the underside.



## 1968-79 Chevy II/Nova 100% Nylon Cut Pile Carpet

Originally, 1968-73 models were equipped with loop carpet and 1974-79 models were equipped with cut pile carpet. Floor pan configuration is the same from 1968-79.

*Note: Please specify color when ordering. Shipped overseas.*

**Molded Carpet**

NC747911	68-79	without center console
NC747921	68-79	with center console

**Molded Carpet with Mass Backing**

NC747912	68-79	without center console
NC747922	68-79	with center console

**OER**


# 1955-57 Chevrolet Passenger Car Carpet

## Superior Carpet Sets from OER<sup>®</sup> **OER** AUTHORIZED

When it comes to quality, the OER<sup>®</sup> name is the most trusted in the restoration industry. Manufactured in the USA using the finest workmanship and materials available, each interior carpet offers supreme quality and fit.

- Eliminates Fuzzing/Shedding of Fibers
- Great Abrasion Resistance
- Prevents Color Fading
- Tailored to Fit Factory Floor Pan
- Available in Original Factory Colors
- OER<sup>®</sup> Authorized!

✓ Bel Air    ✓ Two-Ten    ✓ One-Fifty



### 1955-57 Superior Loop Carpet

This new 80/20 Raylon is a revolutionary new carpet yarn utilizing modern textile chemistry to duplicate in appearance of the original 80/20 Rayon/Nylon carpet used on GM cars. This carpet eliminates the problems of poor abrasion resistance and fuzzing or shedding of fibers, with excellent color fading protection. Available in most original colors. Prepackaged in OER<sup>®</sup> box.

**Important:** Please add 2 digit color code when ordering.

#### 1955 Loop

TF1013	55	2/4 door 1 piece molded carpet
TF1014	55	2 door hardtop with bench
TF1015	55	2 door hardtop with buckets
TF1016	55	2 door sedan with bench
TF1017	55	2 door sedan with buckets
TF1018	55	4 door sedan with bench
TF1019	55	4 door sedan with buckets
TF1053	55	Nomad with bench - passenger area only
TF1054	55	Nomad with buckets - passenger area only
TF1020	55	4 door wagon
TF1021	55	convertible with bench
TF1022	55	convertible with buckets



#### 1956 Loop

TF1013	56	2/4 door 1 piece molded carpet
TF1031	56	2 door hardtop with bench
TF1032	56	2 door hardtop with buckets
TF1033	56	2 door sedan with bench
TF1034	56	2 door sedan with buckets
TF1035	56	4 door hardtop with bench
TF1036	56	4 door hardtop with buckets
TF1037	56	4 door sedan with bench
TF1038	56	4 door sedan with buckets
TF1058	56	Nomad with bench - passenger area only
TF1059	56	Nomad with buckets - passenger area only
TF1039	56	4 door wagon
TF1040	56	convertible with bench
TF1041	56	convertible with buckets


#### 1957 Loop

TF1013	57	2/4 door 1 piece molded carpet
TF1062	57	2 door hardtop with bench
TF1063	57	2 door hardtop with buckets
TF1064	57	2 door sedan with bench
TF1065	57	2 door sedan with buckets
TF1066	57	4 door hardtop with bench
TF1067	57	4 door hardtop with buckets
TF1068	57	4 door sedan with bench
TF1069	57	4 door sedan with buckets
TF1070	57	Nomad with bench - passenger area only
TF1071	57	Nomad with buckets - passenger area only
TF1072	57	4 door wagon
TF1073	57	convertible with bench
TF1074	57	convertible with buckets



bed and ice pad





## 1955-56 Daytona Carpet AUTHORIZED

Each 1955-56 carpet set features color-matched binding and a color keyed heel pad dielectrically heat-sealed in place. 36 oz. jute padding is pre-attached to the underside of the carpet. Produced with Daytona weave carpet in most original colors. Prepackaged in OER® box.

**Important:** Please add 2 digit color code when ordering.

### 1955 Daytona

TF1023	55	2 door hardtop with bench
TF1024	55	2 door hardtop with buckets
TF1025	55	2 door sedan with bench
TF1026	55	2 door sedan with buckets
TF1027	55	4 door sedan with bench
TF1028	55	4 door sedan with buckets
TF1055	55	Nomad with bench – passenger area only
TF1056	55	Nomad with buckets – passenger area only
TF1057	55	4 door wagon
TF1029	55	convertible with bench
TF1030	55	convertible with buckets

### 1956 Daytona

TF1042	56	2 door hardtop with bench
TF1043	56	2 door hardtop with buckets
TF1044	56	2 door sedan with bench
TF1045	56	2 door sedan with buckets
TF1046	56	4 door hardtop with bench
TF1047	56	4 door hardtop with buckets
TF1048	56	4 door sedan with bench
TF1049	56	4 door sedan with buckets
TF1060	56	Nomad with bench – passenger area only
TF1061	56	Nomad with buckets – passenger area only
TF1050	56	4 door wagon
TF1051	56	convertible with bench
TF1052	56	convertible with buckets



## 1955-57 Cut Pile Carpet Set AUTHORIZED

This 1955-57 carpet set offers the custom look of cut pile carpet. Features color matched binding and heel pad dielectrically heat sealed in place. 36 oz. jute padding is pre-attached to the underside. These custom carpets are the highest quality available on the market, guaranteed!

**Important:** Please add 2 digit color code when ordering.

### 1955 Cut Pile

TF1183	55	2/4 door 1 piece molded carpet
TF1140	55	2 door hardtop with bench
TF1141	55	2 door hardtop with buckets
TF1142	55	2 door sedan with bench
TF1143	55	2 door sedan with buckets
TF1144	55	4 door sedan with bench

### 1955 Cut Pile – Continued

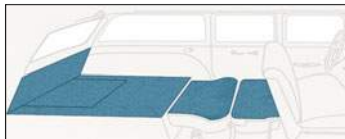
TF1145	55	4 door sedan with buckets
TF1146	55	Nomad with bench
TF1147	55	Nomad with buckets
TF1148	55	4 door wagon
TF1149	55	convertible with bench
TF1150	55	convertible with buckets

### 1956 Cut Pile

TF1183	56	2/4 door 1 piece molded carpet
TF1151	56	2 door hardtop with bench
TF1152	56	2 door hardtop with buckets
TF1153	56	2 door sedan with bench
TF1154	56	2 door sedan with buckets
TF1155	56	4 door hardtop with bench
TF1156	56	4 door hardtop with buckets
TF1157	56	4 door sedan with bench
TF1158	56	4 door sedan with buckets
TF1159	56	Nomad with bench – passenger area only
TF1160	56	Nomad with buckets – passenger area only
TF1161	56	4 door wagon
TF1162	56	convertible with bench
TF1163	56	convertible with buckets

### 1957 Cut Pile

TF1183	57	2/4 door 1 piece molded carpet
TF1164	57	2 door hardtop with bench
TF1165	57	2 door hardtop with buckets
TF1166	57	2 door sedan with bench
TF1167	57	2 door sedan with buckets
TF1168	57	4 door hardtop with bench
TF1169	57	4 door hardtop with buckets
TF1170	57	4 door sedan with bench
TF1171	57	4 door sedan with buckets
TF1172	57	Nomad with bench – passenger area only
TF1173	57	Nomad with buckets – passenger area only
TF1174	57	4 door wagon
TF1175	57	convertible with bench
TF1176	57	convertible with buckets



TF117704

## 1955-57 Wagon Cargo Carpet AUTHORIZED

These five piece cargo carpet sets are die-cut and designed to be a direct replacement for the original linoleum cargo area covering. Sets include carpet to cover the tailgate, spare tire hatch, cargo floor, rear seat back and the underside of the rear seat bottom. Available in Daytona, loop or cut pile, this is the highest quality carpet set on the market, guaranteed!

**Important:** Please add 2 digit color code when ordering.

### 1955-57 2 Door and 4 Door Wagon

TF1179	55-56	Daytona
TF1177	55-57	loop
TF1178	55-57	cut pile

### 1955-57 Nomad

TF1182	55-56	Daytona
TF1180	55-57	loop
TF1181	55-57	cut pile

# 1958-96 Full Size Chevrolet Passenger Car Molded Carpet

These carpet sets feature a color-keyed heel pad, dimmer switch grommet, color-matched binding and 36 oz. jute padding.  
See chart for available colors.

- ✓ 1958-96 Impala
- ✓ 1958-75 Bel Air
- ✓ 1958-72 Biscayne
- ✓ 1965-96 Caprice
- ✓ 1959-60 El Camino



## FAQ: What Exactly is Mass Backing?

As part of the manufacturing process, a special latex coating is thermo-bonded to the back of the carpet to substantially increase the insulating and sound deadening properties of the basic carpet set. Then 36 oz. jute padding is attached to the underside of the carpet. Mass backing is available as an option for molded carpets only.



**Now Available  
with or without  
Mass Backing!**

B1965B08  
1968-79 loop carpet medium blue  
(shown with optional mass backing)



## 1959-62 Tuxedo Carpet

These carpet sets feature a color keyed heel pad, dimmer switch grommet, color matched binding and 36 oz. jute padding. See chart for available colors.

### Tailored Tuxedo Carpet 1959

B39401	2doorhardtop/convertible
B38231	2doorsedan
B39511	4 door hardtop
B39501	4 door sedan
B39741	El Camino

### 1960

B39581	2doorhardtop/convertible
B3771	2doorsedan
B39691	4 door hardtop
B39681	4 door sedan
B39531	El Camino

### Molded Tuxedo Carpet 1961-62

B8166T	2 door hardtop/convertible
B8167T	2 door sedan
B8169T	4 door hardtop
B8168T	4 door sedan

### Molded Tuxedo Carpet with Mass Backing 1961-62

B9166T	2 door hardtop/convertible
B9167T	2 door sedan
B9169T	4 door hardtop
B9168T	4 door sedan

### 80/20 Tailored Loop Carpet 1958

B3975B	2 door hardtop/convertible
B3976B	2 door sedan
B3977B	4 door hardtop
B3978B	4 door sedan

### 1959

B3939B	2doorhardtop/convertible
B3815B	2doorsedan
B3943B	4 door hardtop
B3942B	4 door sedan
B3973B	El Camino

### 1960

B3959B	2doorhardtop/convertible
B3778B	2doorsedan
B3960B	4 door hardtop
B3961B	4 door sedan
B3952B	El Camino

### 80/20 Molded Loop Carpet 1961-64

B1965B	2 door hardtop/convertible
B1966B	2 door sedan
B1968B	4 door hardtop
B1967B	4 door sedan

### 80/20 Molded Loop Carpet 1965-70

B2020B	2 door automatic
B16252B	2 door, 4-speed
B2021B	4 door models

### 1971-73

B1723B	2 door models
B1743B	4 door hardtop
B1744B	4 door sedan

### 80/20 Molded Loop Carpet with Mass Backing 1961-64

B2965B	2 door hardtop/convertible
B2966B	2 door sedan
B2968B	4 door hardtop
B2967B	4 door sedan

### 1965-70

B3020B	2 door models
B26252B	2 door, 4-speed
B3021B	4 door models


### 1971-73

B2723B	2 door models
B2743B	4 door hardtop
B2744B	4 door sedan

# 1958-96 Full Size Chevrolet Passenger Car Molded Carpet



53120208



**Now Available with or without Mass Backing!**

## 1974-96 Nylon Cut Pile Carpet

These molded carpet sets feature a color keyed heel pad, color matched binding and 36 oz. jute padding. See chart for available colors.

**Notes:** Dimmer switch grommet included for 1974-75 cut pile carpet.

### Molded Nylon Cut Pile Carpet

1974-76

**Important:** 1976 models do not require a dimmer switch grommet

B1723P	2 door models
B1743P	4 door hardtop
B1744P	4 door sedan

<b>1977-81</b>	
B1803P	2 door models
B1804P	4 door models

<b>1982-85</b>	
B1817P	2 door models
B1804P	4 door models

<b>1986-90</b>	
B1817P	2 door models
B1818P	4 door models

<b>1991-96</b>	
B1537P	Caprice

<b>1994-96</b>	
B10613P	Impala SS

<b>Molded Nylon Cut Pile Carpet with Mass Backing</b>	
1974-76	
<b>Important:</b> 1976 models do not require a dimmer switch grommet	

B2723P	2 door models
B2743P	4 door hardtop
B2744P	4 door sedan

<b>1977-81</b>	
B2803P	2 door models
B2804P	4 door models

<b>1982-85</b>	
B2817P	2 door models
B2804P	4 door models

<b>1986-90</b>	
B2817P	2 door models
B2818P	4 door models


## 1959-67 Loop Trunk Carpet

OER® trunk carpet sets are manufactured from 80/20 loop carpet. Choose from the loop carpet colors listed.

531162	59-60	all	3 piece
531212	61-64	convertible	4 piece
531202	61-64	hardtop	3 piece
531221	65	convertible	1 piece
520861	65	hardtop	1 piece
520851	66-67	convertible	1 piece
520871	66-67	hardtop	1 piece




5310702



## 1964-66 Loop Kick Panel Carpet

OER® kick panel carpet for 1964-66 full size models are manufactured from superior 80/20 loop carpet. Choose from the loop carpet colors listed.

53106	64	with air
53107	64	without air
53102	65-66	without air



## 1964 SS Loop Door Panel Carpet

OER® door panel carpets for 1964 Super Sport models are manufactured from superior 80/20 loop carpet.

KP647	64	Super Sport
-------	----	-------------

# 1947-74 Chevrolet/GMC Pickup Carpet

## OEM AUTHORIZED

### Molded Heel Pad

The heel pad is manufactured exactly as original. Each set features the correct configuration for the desired year in the correct matching color.

### OEM Materials

Manufactured using OEM equivalent materials including color matched edge binding offering an original appearance.



### Dimmer Switch Grommet

Each carpet includes a correct style dimmer switch grommet. The grommet surrounds the dimmer switch on floor of early model trucks.




## 1947-59 Pickup Loop Carpet

Reproduction loop carpet for 1947 and later pickup models. Manufactured in durable 80/20 nylon loop material, this carpet will last for countless years in your classic truck. Each carpet is cut to exact specifications to fit the floor pan exactly and is available in your choice of a variety of original colors.



### 1947-54 Pickup

TK484 47-54 specify color



### 2 Wheel Drive - Low Hump

TK1110181 55-59 black  
TK1110281 55-59 red  
TK1111281 55-59 dark blue  
TK1113581 55-59 gun metal gray

### Napco 4 Wheel Drive - High Hump

TK1110184 55-59 black  
TK1110284 55-59 red  
TK1111284 55-59 dark blue  
TK1113584 55-59 gun metal gray

## 1955-59 Pickup Daytona Carpet

Reproduction Daytona carpet featuring correct grain as original.




### 2 Wheel Drive - Low Hump

TK11101A1 55-59 black  
TK11102A1 55-59 red  
TK11112A1 55-59 dark blue  
TK11113A1 55-59 dark green

## 1960-66 Pickup Loop Carpet

Reproduction loop carpet for 1960-66 pickup models. Manufactured in durable 80/20 nylon loop material, this carpet will last for countless years in your classic truck. Each carpet is cut to exact specifications to fit the floor pan exactly and is available in your choice of a variety of original colors.



**To Order** - Please select your color choice from listings below and then choose desired configuration of the hump by adding the correct suffix to the end of the part number as follows:

**B1 = 2 Wheel Drive, Column Shift, Low Hump**  
**B3 = 2 Wheel Drive, 4-Speed, High Hump**  
**B4 = 4 Wheel Drive, High Hump**


**Note:** Please add part number suffix to select 2WD, 4WD, Transmission Type and Hump Style.

### 1960-66 Pickup

TK12101 60-66 black  
TK12102 60-66 red  
TK12104 60-66 bright blue  
TK12115 60-66 maroon  
TK12117 60-66 light saddle  
TK12135 60-66 gun metal gray  
TK12144 60-66 sandalwood  
TK12157 60-66 charcoal  
TK12184 60-66 medium blue

## 1967-72 Pickup Loop Carpet

This molded carpet is available in low hump or high hump style. The low hump is normally found in 2 wheel drive vehicles and the high hump in TH400 transmissions and 4 wheel drive vehicles.



35-gummed 38-dark olive-green 44-studwood 84-med blue

**To Order:** Please select your color choice from listings below and then choose desired configuration of the hump by adding the correct suffix to the end of the part number as follows:

**B1 = 2 Wheel Drive, Column Shift, Low Hump**  
**B2 = 2 Wheel Drive, TH400, High Hump**  
**B3 = 2 Wheel Drive, 4-Speed, Low Hump**  
**B4 = 4 Wheel Drive**

**Note:** Please add part number suffix to select 2WD, 4WD, Transmission Type and Hump Style.


### 1967-72 Pickup

TK14101 67-72 black  
TK14102 67-72 red  
TK14106 67-72 aqua

TK14115	67-72	maroon
TK14118	67-72	dark saddle
TK14135	67-72	gun metal gray
TK14138	67-72	dark olive green
TK14144	67-72	fawn
TK14184	67-72	medium blue

## 1973-74 Pickup Loop Carpet

Reproduction loop carpet for 1973-74 pickup models. Manufactured in durable 80/20 nylon loop material, this carpet will last for countless years in your classic truck. Each carpet is cut to exact specifications to fit the floor pan exactly and is available in your choice of a variety of original colors.




**To Order** - Please select your color choice from listings below and then choose desired configuration of the hump by adding the correct suffix to the end of the part number as follows:

**1 = 2 Wheel Drive, Column Shift**  
**3 = 2 Wheel Drive, 4-Speed**  
**4 = 4 Wheel Drive, Column Shift**  
**5 = 4 Wheel Drive, 4-Speed**

**Note:** Please add part number suffix to select 2WD, 4WD and Transmission Type.

### 1973-74 Standard Cab Pickup

TK16101B 73-74 black  
TK16102B 73-74 red  
TK16118B 73-74 dark saddle  
TK16135B 73-74 gun metal gray  
TK16184B 73-74 medium blue



**To Order** - Please select your color choice from listings below and then choose desired configuration of the hump by adding the correct suffix to the end of the part number as follows:

**6 = 2 Wheel Drive, Column Shift**  
**8 = 2 Wheel Drive, 4-Speed**  
**7 = 4 Wheel Drive**

**Note:** Please add part number suffix to select 2WD, 4WD and Transmission Type.

### 1973-74 Crew Cab Pickup

TK16101B 73-74 black  
TK16102B 73-74 red  
TK16118B 73-74 dark saddle  
TK16184B 73-74 medium blue

# 1973-98 Chevrolet/GMC Pickup Carpet

**QER** AUTHORIZED



TK17154C1

## 1973-74 Pickup Cut Pile Carpet



01-black 37-buckskin 47-alk gray



**To Order** – Please select your color choice from listings below and then choose 2WD, 4WD and transmission type by adding the correct suffix to the end of the part number as follows:

- 1 = 2 Wheel Drive, Column Shift
- 3 = 2 Wheel Drive, 4-Speed
- 4 = 4 Wheel Drive, Column Shift
- 5 = 4 Wheel Drive, 4-Speed

**Note:** Specify 2WD, 4WD and transmission type when ordering carpet sets.

### 1973-74 Standard Cab Pickup – Cut Pile

TK16101C	73-74	black
TK16137C	73-74	buckskin
TK16147C	73-74	dark gray

- 6 = 2 Wheel Drive, Column Shift
- 8 = 2 Wheel Drive, 4-Speed
- 7 = 4 Wheel Drive, All

**Note:** Specify 2WD, 4WD and transmission type when ordering carpet sets.

### 1973-74 Crew Cab Pickup – Cut Pile

TC16101C	73-74	black
TC16147C	73-74	dark gray
TC16137C	73-74	buckskin

## 1975-80 Pickup Cut Pile Carpet



**To Order** – Please select your color choice from listings below and then choose 2WD, 4WD and transmission type by adding the correct suffix to the end of the part number as follows:


- 1 = 2WD, Column Shift (except TH400)
- 3 = 2 Wheel Drive, 4-Speed
- 4 = 4WD, Column Shift (except TH400)
- 5 = 4 Wheel Drive, 4-Speed
- 6 = All With TH400 Transmission

**Note:** Specify 2WD, 4WD and transmission type when ordering carpet sets.

### 1975-80 Pickup – Cut Pile

TK16201C	75-80	black
TK16203C	75-80	blue
TK16223C	75-80	silver
TK16237C	75-80	buckskin
TK16254C	75-80	carmine
TK16257C	75-80	charcoal

## 1981-87 Pickup Cut Pile Carpet



**To Order** – Please select your color choice from listings below and then choose 2WD, 4WD and transmission type by adding the correct suffix to the end of the part number as follows:

- 1 = 2 Wheel Drive, Column Shift
- 3 = 2 Wheel Drive, 4-Speed
- 4 = 4 Wheel Drive, Column Shift
- 5 = 4 Wheel Drive, 4-Speed

**Note:** Specify 2WD, 4WD and transmission type when ordering carpet sets.

### 1981-87 Pickup – Cut Pile

TK17101C	81-87	black
TK17112C	81-87	dark blue
TK17154C	81-87	carmine
TK17156C	81-87	dove gray
TK17157C	81-87	charcoal
TK17158C	81-87	maple
TK17168C	81-87	medium silver
TK17174C	81-87	biscuit
TK17176C	81-87	blue



58-maple	68-med silver	74-biscuit	76-blue
----------	---------------	------------	---------

**To Order** – Please select your color choice from listings below and then choose 2WD, 4WD and transmission type by adding the correct suffix to the end of the part number as follows:


- 6 = 2 Wheel Drive, Column Shift
- 8 = 2 Wheel Drive, 4-Speed
- 7 = 4 Wheel Drive, All

**Note:** Specify 2WD, 4WD and transmission type when ordering carpet sets.

### 1981-87 Crew Cab Pickup – Cut Pile

TC17101C	81-87	black
TC17150C	81-87	light jade green
TC17154C	81-87	carmine
TC17156C	81-87	dove gray
TC17157C	81-87	charcoal
TC17158C	81-87	maple
TC17168C	81-87	medium silver
TC17174C	81-87	doeskin
TC17176C	81-87	blue

## 1988-98 Pickup Cut Pile Carpet



### 1988-98 Standard Cab Pickup – Cut Pile

TK18101C	88-98	black
TK18125C1	88-98	medium gray
TK18128C1	88-98	medium beige
TK18133C1	88-98	graphite
TK18144C1	88-98	sandalwood
TK18157C1	88-98	charcoal
TK18159C1	88-98	cognac
TK18165C1	88-98	midnight blue
TK18175C1	88-98	ashwood
TK18176C1	88-98	blue


**Note:** 1997-98 without rear AC.

### 1988-98 Extended Cab Pickup – Cut Pile

TK18101C	88-98	black
TK18175C0	88-98	ashwood
TK18144C0	88-98	sandalwood
TK18125C0	88-98	medium gray
TK18176C0	88-98	blue
TK18157C0	88-98	charcoal
TK18159C0	88-98	cognac
TK18128C0	88-98	medium beige
TK18165C0	88-98	midnight blue
TK18133C0	88-98	graphite

## 1988-91 Crew Cab Cut Pile Carpet

**Note:** Shipped oversize.



TC17101C	88-91	black
TC17156C	88-91	dove gray
TC17158C	88-91	maple
TC17174C	88-91	doeskin
TC17175C	88-91	ashwood
TC17176C	88-91	blue

## 1992-97 Crew Cab Cut Pile Carpet



TC18201C	92-97	black
TC18203C	92-97	blue
TC18224C	92-97	saddle
TC18225C	92-97	medium gray
TC18233C	92-97	graphite
TC18244C	92-97	sandalwood
TC18275C	92-97	ashwood

# Blazer/Jimmy Molded Carpet

**QER AUTHORIZED**



close up of loop



## 1969-72 Blazer/Jimmy Loop Carpet



**To Order** – Please select your color choice from listings below and then choose desired configuration of the hump by adding the correct suffix to the end of the part number as follows:

**1P** = Passenger Area Only, Low Hump Style  
**4P** = Passenger Area Only, High Hump Style

**Note:** Specify hump style when ordering passenger area only carpet sets. Shipped oversize.

## 1969-72 Blazer/Jimmy Passenger Area Only 80/20 Loop **653**

TB14101B	69-72	black
TB14102B	69-72	red
TB14105B	69-72	gold
TB14106B	69-72	aqua
TB14114B	69-72	moss green
TB14115B	69-72	maroon
TB14118B	69-72	dark saddle
TB14135B	69-72	gun metal gray
TB14138B	69-72	dark olive green
TB14144B	69-72	sandalwood

**To Order** – Please select your color choice from listings below and then choose desired configuration of the hump by adding the correct suffix to the end of the part number as follows:

**1C** = Complete Set, Low Hump Style  
**4C** = Complete Set, High Hump Style

**Note:** Specify hump style when ordering complete sets. Shipped double oversize.

## 1969-72 Blazer/Jimmy Complete Sets w/o CST – 80/20 Loop **652**

TB14101B	69-72	black
TB14102B	69-72	red
TB14105B	69-72	gold
TB14106B	69-72	aqua
TB14114B	69-72	moss green
TB14115B	69-72	maroon
TB14118B	69-72	dark saddle
TB14135B	69-72	gun metal gray
TB14138B	69-72	dark olive green
TB14144B	69-72	sandalwood

TB14106B4C

## 1969-72 Blazer/Jimmy Complete Sets w/CST – 80/20 Loop **653**

TB14201B	69-72	black
TB14202B	69-72	red
TB14205B	69-72	gold
TB14206B	69-72	aqua
TB14214B	69-72	moss green
TB14215B	69-72	maroon
TB14218B	69-72	dark saddle
TB14235B	69-72	gun metal gray
TB14238B	69-72	dark olive green
TB14244B	69-72	sandalwood

## 1973-74 Blazer/Jimmy Loop Carpet



**To Order** – Please select your color choice from listings below and then choose 2WD or 4WD by adding the correct suffix to the end of the part number as follows:

**1P** = Passenger Area Only, 2 Wheel Drive  
**4P** = Passenger Area Only, 4 Wheel Drive

**Note:** Specify 2 wheel drive or 4 wheel drive when ordering passenger area only carpet sets. Shipped oversize.

## 1973-74 Blazer/Jimmy Passenger Area Only – 80/20 Loop **651**

TB16101B	73-74	black
TB16102B	73-74	red
TB16113B	73-74	dark green
TB16118B	73-74	dark saddle
TB16135B	73-74	gun metal gray

## 1973-74 Blazer/Jimmy Cargo Area Only – 80/20 Loop **651**

TB16101B1X	73-74	black
TB16102B1X	73-74	red
TB16113B1X	73-74	dark green
TB16118B1X	73-74	dark saddle
TB16135B1X	73-74	gun metal gray

**To Order** – Please select your color choice from listings below and then choose 2WD or 4WD by adding the correct suffix to the end of the part number as follows:

**1C** = Complete Set, 2 Wheel Drive  
**4C** = Complete Set, 4 Wheel Drive

**Note:** Specify 2 wheel drive or 4 wheel drive when ordering complete sets. Shipped double oversize.

## 1973-74 Blazer/Jimmy Complete Sets – 80/20 Loop **652**

TB16101B	73-74	black
TB16102B	73-74	red
TB16113B	73-74	dark green
TB16118B	73-74	dark saddle
TB16135B	73-74	gun metal gray



**QER AUTHORIZED**



close up of cut pile

TB16101C

## 1973-77 Blazer/Jimmy Cut Pile Carpet



**To Order** – Please select your color choice from listings below and then choose 2WD or 4WD by adding the correct suffix to the end of the part number as follows:

**1P** = Passenger Area Only, 2 Wheel Drive  
**4P** = Passenger Area Only, 4 Wheel Drive

**Note:** Specify 2 wheel drive or 4 wheel drive when ordering passenger area only carpet sets. Shipped oversize.

## 1973-77 Blazer/Jimmy Passenger Area Only – Cut Pile **651**

TB16101C	73-77	black
TB16103C	73-77	blue
TB16125C	73-77	medium gray
TB16137C	73-77	buckskin
TB16147C	73-77	gun metal gray
TB16152C	73-77	caramel
TB16154C	73-77	carmine

## 1973-77 Blazer/Jimmy Cargo Area Only – Cut Pile

TB16101C1X	73-77	black
TB16103C1X	73-77	blue
TB16125C1X	73-77	medium gray
TB16137C1X	73-77	buckskin
TB16147C1X	73-77	gun metal gray
TB16152C1X	73-77	caramel
TB16154C1X	73-77	carmine

# Blazer/Jimmy/Tahoe/Yukon Molded Carpet

**To Order** – Please select your color choice from listings below and then choose 2WD or 4WD by adding the correct suffix to the end of the part number as follows:

**1C = Complete Set, 2 Wheel Drive**  
**4C = Complete Set, 4 Wheel Drive**

**Note:** Specify 2 wheel drive or 4 wheel drive when ordering complete sets. Shipped double oversize.

## 1973-77 Blazer/Jimmy Complete Sets – Cut Pile

TB16101C	73-77	black
TB16103C	73-77	blue
TB16125C	73-77	gray
TB16154C	73-77	dark carmine
TB16147C	73-77	gun metal gray
TB16137C	73-77	buckskin
TB16152C	73-77	caramel

## 1978-80 Blazer/Jimmy Cut Pile Carpet

01-black	03-blue	15-maroon	25-med gray	54-dark red carmine
----------	---------	-----------	-------------	---------------------

**To Order** – Please select your color choice from listings below and then choose 2WD or 4WD by adding the correct suffix to the end of the part number as follows:

**1P = Passenger Area Only, 2 Wheel Drive**  
**4P = Passenger Area Only, 4 Wheel Drive**

**Note:** Specify 2 wheel drive or 4 wheel drive when ordering passenger area only carpet sets. Shipped oversize.

## 1978-80 Blazer/Jimmy Passenger Area Only – Cut Pile

TB16201C	78-80	black
TB16203C	78-80	blue
TB16215C	78-80	maroon
TB16225C	78-80	medium gray

## 1978-80 Blazer/Jimmy Cargo Area Only – Cut Pile

TB16201C1X	78-80	black
TB16215C1X	78-80	maroon
TB16225C1X	78-80	medium gray
TB16254C1X	78-80	carmine

**To Order** – Please select your color choice from listings below and then choose 2WD or 4WD by adding the correct suffix to the end of the part number as follows:

**1C = Complete Set, 2 Wheel Drive**  
**4C = Complete Set, 4 Wheel Drive**

**Note:** Specify 2 wheel drive or 4 wheel drive when ordering complete sets. Shipped double oversize.

## 1978-80 Blazer/Jimmy Complete Sets – Cut Pile

TB16201C	78-80	black
TB16203C	78-80	blue
TB16215C	78-80	maroon
TB16225C	78-80	medium gray
TB16254C	78-80	carmine

## 1981-91 Blazer/Jimmy Cut Pile Carpet

01-black	03-blue	15-maroon	25-med gray	37-buckskin	52-caramel
56-dove	57-charcoal	58-maple	68-med silver	74-biscuit	75-oxblood

**To Order** – Please select your color choice from listings below and then choose 2WD or 4WD by adding the correct suffix to the end of the part number as follows:

**1P = Passenger Area Only, 2 Wheel Drive**  
**4P = Passenger Area Only, 4 Wheel Drive**

**Note:** Specify 2 wheel drive or 4 wheel drive when ordering passenger area only carpet sets. Shipped oversize.

## 1981-91 Blazer/Jimmy Passenger Area Only – Cut Pile

TB17101C	81-91	black
TB17103C	81-91	blue
TB17115C	81-91	maroon
TB17125C	81-91	medium gray
TB17137C	81-91	buckskin
TB17152C	81-91	caramel
TB17156C	81-91	dove gray
TB17157C	81-91	charcoal
TB17158C	81-91	maple
TB17168C	81-91	medium silver
TB17174C	81-91	biscuit
TB17175C	81-91	oxblood

## 1981-91 Blazer/Jimmy Cargo Area Only – Cut Pile

TB17101C1X	81-91	black
TB17103C1X	81-91	blue
TB17115C1X	81-91	maroon
TB17137C1X	81-91	buckskin
TB17152C1X	81-91	caramel
TB17156C1X	81-91	dove gray
TB17157C1X	81-91	charcoal
TB17158C1X	81-91	dark maple
TB17174C1X	81-91	med doeskin
TB17175C1X	81-91	late oxblood

**To Order** – Please select your color choice from listings below and then choose 2WD or 4WD by adding the correct suffix to the end of the part number as follows:

**1C = Complete Set, 2 Wheel Drive**  
**4C = Complete Set, 4 Wheel Drive**

**Note:** Specify 2 wheel drive or 4 wheel drive when ordering complete sets. Shipped double oversize.

## 1981-91 Blazer/Jimmy Complete Sets – Cut Pile

TB17101C	81-91	black
TB17103C	81-91	blue
TB17115C	81-91	maroon
TB17125C	81-91	medium gray
TB17137C	81-91	buckskin
TB17152C	81-91	caramel

TB17156C	81-91	dove gray
TB17157C	81-91	charcoal
TB17158C	81-91	maple
TB17168C	81-91	medium silver
TB17174C	81-91	biscuit
TB17175C	81-91	oxblood

## 1992-94 Blazer/Jimmy Cut Pile Carpet

01-black	15-maroon	27-gray	57-charcoal	63-crystal blue
----------	-----------	---------	-------------	-----------------

## 1992-94 Blazer/Jimmy Passenger Area Only 2 Dr – Cut Pile

TB19101C1P	92-94	black
TB19115C1P	92-94	maroon
TB19127C1P	92-94	gray
TB19157C1P	92-94	charcoal
TB19163C1P	92-94	crystalblue

## 1992-94 Blazer/Jimmy Cargo Area Only – Cut Pile

TB19101C1X	92-94	black
TB19115C1X	92-94	maroon
TB19127C1X	92-94	gray
TB19157C1X	92-94	charcoal
TB19163C1X	92-94	crystalblue

## 1992-94 Blazer/Jimmy Complete Set – Cut Pile

TB19101C1C	92-94	black
TB19115C1C	92-94	maroon
TB19127C1C	92-94	gray
TB19157C1C	92-94	charcoal
TB19163C1C	92-94	crystalblue

## 1995-97 Tahoe/Yukon Cut Pile Carpet

01-black	27-gray	28-med beige	43-taupe	75-oxblood
----------	---------	--------------	----------	------------

## 1995-97 Tahoe/Yukon Passenger Area Only 2 Dr – Cut Pile

TB19201C1P	95-97	black
TB19227C1P	95-97	gray
TB19228C1P	95-97	beige
TB19243C1P	95-97	taupe
TB19275C1P	95-97	oxblood

## 1995-97 Tahoe/Yukon Cargo Area Only – Cut Pile

TB19201C1X	95-97	black
TB19227C1X	95-97	gray
TB19228C1X	95-97	beige
TB19243C1X	95-97	taupe
TB19275C1X	95-97	oxblood

## 1995-97 Tahoe/Yukon Complete Sets – Cut Pile

TB19201C1C	95-97	black
TB19227C1C	95-97	gray
TB19243C1C	95-97	taupe
TB19275C1C	95-97	oxblood


# 1967-74 Chevrolet/GMC Suburban Carpet

OER AUTHORIZED



close up of loop

## 1967-72 Suburban Loop Carpet



**To Order** – Please select your color choice from listings below and then choose 2WD, 4WD and transmission type by adding the correct suffix to the end of the part number as follows:

**2P = 2 Wheel Drive, Column Shift**

**3P = 2 Wheel Drive, 4-Speed**

**4C = 4 Wheel Drive, All Transmissions**

**Note:** Specify 2WD, 4WD and transmission type when ordering passenger area carpet sets. Shipped oversize.

### 1967-72 Suburban

#### Passenger Area Only – 80/20 Loop

TN14101B	67-72	black
TN14102B	67-72	red
TN14106B	67-72	aqua
TN14114B	67-72	green
TN14115B	67-72	maroon
TN14118B	67-72	dark saddle
TN14135B	67-72	gun metal gray
TN14144B	67-72	sandalwood
TN14184B	67-72	blue

### 1967-72 Suburban

#### Cargo Area Only – 80/20 Loop

TN14101B1X	67-72	black
TN14102B1X	67-72	red
TN14105B1X	67-72	gold
TN14106B1X	67-72	aqua
TN14184B1X	67-72	blue
TN14115B1X	67-72	maroon
TN14118B1X	67-72	dark saddle
TN14135B1X	67-72	gun metal gray
TN14114B1X	67-72	green
TN14144B1X	67-72	sandalwood

**To Order** – Please select your color choice from listings below and then choose 2WD, 4WD and transmission type by adding the correct suffix to the end of the part number as follows:

**2C = 2 Wheel Drive, Column Shift**

**3C = 2 Wheel Drive, 4-Speed**

**4C = 4 Wheel Drive, All Transmissions**


**Note:** Specify 2WD, 4WD and transmission type when ordering complete sets. Shipped double oversize.

### 1967-72 Suburban

#### Complete Sets – 80/20 Loop

TN14101B	67-72	black
TN14102B	67-72	red
TN14105B	67-72	gold
TN14106B	67-72	aqua
TN14184B	67-72	blue
TN14115B	67-72	maroon
TN14118B	67-72	dark saddle
TN14135B	67-72	gun metal gray
TN14114B	67-72	green
TN14144B	67-72	sandalwood

## 1973-74 Suburban Loop Carpet



**To Order** – Please select your color choice from listings below and then choose 2WD, 4WD and transmission type by adding the correct suffix to the end of the part number as follows:

**1P = 2 Wheel Drive, Column Shift**

**3P = 2 Wheel Drive, 4-Speed**

**4P = 4 Wheel Drive, All Transmissions**

**Note:** Specify 2WD, 4WD and transmission type when ordering passenger area carpet sets. Shipped oversize.

### 1973-74 Suburban

#### Passenger Area Only – 80/20 Loop

TN16101B	73-74	black
TN16102B	73-74	red
TN16118B	73-74	dark saddle
TN16135B	73-74	gun metal gray
TN16138B	73-74	dark olive
TN16184B	73-74	blue

### 1973-74 Suburban

#### Cargo Area Only – 80/20 Loop

TN16101B1X	73-74	black
TN16102B1X	73-74	red
TN16184B1X	73-74	blue
TN16118B1X	73-74	dark saddle
TN16135B1X	73-74	gun metal gray
TN16138B1X	73-74	dark olive

**To Order** – Please select your color choice from listings below and then choose 2WD, 4WD and transmission type by adding the correct suffix to the end of the part number as follows:

**1P = 2 Wheel Drive, Column Shift**

**3P = 2 Wheel Drive, 4-Speed**

**4P = 4 Wheel Drive, All Transmissions**

**Note:** Shipped double oversize.

### 1973-74 Suburban

#### Complete Sets – 80/20 Loop

TN16101B	73-74	black
TN16102B	73-74	red
TN16118B	73-74	dark saddle
TN16135B	73-74	gun metal gray
TN16138B	73-74	dark olive
TN16184B	73-74	blue

## 1973-74 Suburban Cut Pile Carpet



**To Order** – Please select your color choice from listings below and then choose 2WD, 4WD and transmission type by adding the correct suffix to the end of the part number as follows:

**1P = 2 Wheel Drive, Column Shift**

**3P = 2 Wheel Drive, 4-Speed**

**4P = 4 Wheel Drive, All Transmissions**

**Note:** Specify 2WD, 4WD and transmission type when ordering passenger area carpet sets. Shipped oversize.

### 1973-74 Suburban

#### Passenger Area Only – Cut Pile

TN16101C	73-74	black
TN16103C	73-74	blue
TN16104C	73-74	red
TN16118C	73-74	dark saddle
TN16138C	73-74	dark olive
TN16147C	73-74	gun metal gray

### 1973-74 Suburban

#### Cargo Area Only – Cut Pile

TN16101C1X	73-74	black
TN16103C1X	73-74	blue
TN16104C1X	73-74	red
TN16118C1X	73-74	dark saddle
TN16138C1X	73-74	dark olive
TN16147C1X	73-74	gun metal gray



# 1975-99 Chevrolet/GMC Suburban Carpet

**To Order** – Please select your color choice from listings below and then choose 2WD, 4WD and transmission type by adding the correct suffix to the end of the part number as follows:

**1C = 2 Wheel Drive, Column Shift**  
**3C = 2 Wheel Drive, 4-Speed**  
**4C = 4 Wheel Drive, All Transmissions**

**Note:** Specify 2WD, 4WD and transmission type when ordering complete sets. Shipped double oversize.

## 1973-74 Suburban Complete Sets – Cut Pile

TN16101C	73-74	black
TN16103C	73-74	blue
TN16104C	73-74	red
TN16118C	73-74	dark saddle
TN16138C	73-74	dark olive
TN16147C	73-74	gun metal gray

## 1975-80 Suburban Cut Pile Carpet

01-black	03-blue	37-buckskin	47-dark gray
50-light green	52-caramel	54-dark red/carmine	68-med. silver

**To Order** – Please select your color choice from listings below and then choose 2WD, 4WD and transmission type by adding the correct suffix to the end of the part number as follows:

**1P = 2 Wheel Drive, Column Shift**  
**3P = 2 Wheel Drive, 4-Speed**  
**4P = 4 Wheel Drive, All Transmissions**

**Note:** Specify 2WD, 4WD and transmission type when ordering passenger area carpet sets. Shipped oversize.

## 1975-80 Suburban Passenger Area Only – Cut Pile

TN16201C	75-80	black
TN16203C	75-80	blue
TN16237C	75-80	buckskin
TN16247C	75-80	dark gray
TN16250C	75-80	light jade green
TN16252C	75-80	caramel
TN16254C	75-80	carmine
TN16268C	75-80	medium silver

## 1975-80 Suburban Cargo Area Only – Cut Pile

TN16201C1X	75-80	black
TN16203C1X	75-80	blue
TN16237C1X	75-80	buckskin
TN16247C1X	75-80	dark gray
TN16250C1X	75-80	light jade green
TN16252C1X	75-80	caramel
TN16254C1X	75-80	carmine
TN16268C1X	75-80	medium silver

**To Order** – Please select your color choice from listings below and then choose 2WD, 4WD and transmission type by adding the correct suffix to the end of the part number as follows:

**1C = 2 Wheel Drive, Column Shift**  
**3C = 2 Wheel Drive, 4-Speed**  
**4C = 4 Wheel Drive, All Transmissions**

**Note:** Specify 2WD, 4WD and transmission type when ordering complete sets. Shipped double oversize.

## 1975-80 Suburban Complete Sets – Cut Pile

TN16201C	75-80	black
TN16203C	75-80	blue
TN16237C	75-80	buckskin
TN16247C	75-80	dark gray
TN16250C	75-80	light jade green
TN16252C	75-80	caramel
TN16254C	75-80	carmine
TN16268C	75-80	medium silver

## 1981-91 Suburban Cut Pile Carpet

01-black	54-dark red/carmine	56-dove gray	57-charcoal
58-maple	68-med. silver	73-lake blue	74-biscuit

**To Order** – Please select your color choice from listings below and then choose 2WD, 4WD and transmission type by adding the correct suffix to the end of the part number as follows:

**1P = 2 Wheel Drive, Column Shift**  
**3P = 2 Wheel Drive, 4-Speed**  
**4P = 4 Wheel Drive, All Transmissions**

**Note:** Specify 2WD, 4WD and transmission type when ordering passenger area carpet sets. Shipped oversize.

## 1981-91 Suburban Passenger Area Only – Cut Pile

TN17101C	81-91	black
TN17154C	81-91	carmine
TN17156C	81-91	dove gray
TN17157C	81-91	charcoal
TN17158C	81-91	maple
TN17168C	81-91	medium silver
TN17173C	81-91	lake blue
TN17174C	81-91	biscuit

## 1981-91 Suburban Cargo Area Only – Cut Pile

TN17101C1X	81-91	black
TN17154C1X	81-91	carmine
TN17156C1X	81-91	dove gray
TN17157C1X	81-91	charcoal
TN17158C1X	81-91	maple
TN17168C1X	81-91	medium silver
TN17173C1X	81-91	lake blue
TN17174C1X	81-91	biscuit

**To Order** – Please select your color choice from listings below and then choose 2WD, 4WD and transmission type by adding the correct suffix to the end of the part number as follows:

**1C = 2 Wheel Drive, Column Shift**  
**3C = 2 Wheel Drive, 4-Speed**  
**4C = 4 Wheel Drive, All Transmissions**

**Note:** Specify 2WD, 4WD and transmission type when ordering complete sets. Shipped double oversize.

## 1981-91 Suburban Complete Sets – Cut Pile

TN17101C	81-91	black
TN17154C	81-91	carmine
TN17156C	81-91	dove gray
TN17157C	81-91	charcoal
TN17158C	81-91	maple
TN17168C	81-91	medium silver
TN17174C	81-91	biscuit

## 1992-99 Suburban Cut Pile Carpet

**Note:** For use on models without the rear air option. Shipped oversize. \*Shipped double oversize.

04-red	12-dark blue	15-maroon	24-saddle
33-graphite/44-sandwood	47-dark gray		

## 1992-99 Suburban Without Rear Air Passenger Area Only – Cut Pile

TN19104C1P	92-99	red
TN19112C1P	92-99	dark blue
TN19115C1P	92-99	maroon
TN19124C1P	92-99	saddle
TN19133C1P	92-99	graphite
TN19144C1P	92-99	sandwood
TN19147C1P	92-99	dark gray

## 1992-99 Suburban Without Rear Air Cargo Area Only – Cut Pile

TN19104C1X	92-99	red
TN19112C1X	92-99	dark blue
TN19115C1X	92-99	maroon
TN19124C1X	92-99	saddle
TN19133C1X	92-99	graphite
TN19144C1X	92-99	sandwood
TN19147C1X	92-99	dark gray

## 1992-99 Suburban Without Rear Air Complete Sets – Cut Pile

TN19104C1C	92-99	red
TN19112C1C	92-99	dark blue
TN19115C1C	92-99	maroon
TN19124C1C	92-99	saddle
TN19133C1C	92-99	graphite
TN19144C1C	92-99	sandwood
TN19147C1C	92-99	dark gray


# Chevrolet Floor Mats w/o Console

The first OEM style reproduction floor mats for use on full size and mid-size Chevrolet vehicles without consoles!

- ✓ Impala
- ✓ Bel Air
- ✓ Biscayne
- ✓ Caprice
- ✓ Chevelle
- ✓ Monte Carlo



A variety of original colors are available to choose from!



## Chevrolet Bow Tie Full Length Rubber Floor Mats

Reproduction of the original early model accessory floor mats manufactured by OER®. These mats are exact reproductions of the original mats featuring the molded Bow Tie logo on both front and rear mats. Manufactured to exact dimensions in accordance with factory specifications and die-cut to fit the original contour of the floor pan. Includes: a full 1 piece front mat (door to door) and a 2 piece rear set with Bow Tie inserts as pictured. Originally installed in 1963-up full sized Chevrolet (2 door/4 door/coupe and convertible). Will fit 1965-up models with slight modifications. Some trimming may be required due to the seat belt area. Also featured are the original style carpet grips on the bottom of each mat which will keep the mat securely in place. Each mat is manufactured in a two step process. First, each mat is molded without the Bow Tie, then as a second operation, the Bow Tie is separately molded into the correct area producing an exact reproduction of the original floor mats as pictured. Mats are sold in sets and prepackaged in OER® corrugated box.

M63001	63-72	black
M63002	63-72	red
M63003	63-72	light blue
M63008	63-72	med blue
M63012	63-72	dark blue
M63017	63-72	fawn
M63013	63-72	dark green




- ✓ Bel Air
- ✓ Biscayne
- ✓ Impala



## 1961-64 Full Size Bow Tie Front and Rear Floor Mats

These mats are an exact reproduction of the original mats, featuring the Chevrolet Bow Tie logo on both the front and rear mats. Each mat is molded without the bow tie, and then the bow tie is separately molded into the mat for an authentic appearance and die-cut to exact factory specifications to fit the contour of the floor pan exactly.

**Note:** Will fit 1965-up models with slight modifications. Some trimming may be required.



## 2 Piece Set

M61001	61-64	black
M61002	61-64	red
M61003	61-64	light blue
M61008	61-64	med blue
M61012	61-64	dark blue
M61013	61-64	dark green
M61017	61-64	fawn

- ✓ Chevy II/Nova
- ✓ Corvair



## 1962-64 Chevrolet Front and Rear Floor Mats

Reproduction of the original floor mats for Chevy II/Nova models without center consoles.

Includes two 1 piece mats, front and rear (door to door). Originally installed in:

**Note:** Will fit 1965-up models with slight modifications. Some trimming may be required. OEM style reproduction floor mats were originally available as an optional accessory. Each mat is die-cut to fit the floor pan for non-console models. Includes a set of 1 piece front and 1 piece rear mats. They will also fit other curious models in the Chevrolet line. Customer may cut the mats to fit other models including Chevelle, Monte Carlo, and other vehicles.



## 2 Piece Set


M62001	62-64	black
M62002	62-64	red
M62003	62-64	light blue
M62008	62-64	med blue
M62012	62-64	dark blue
M62013	62-64	dark green
M62017	62-64	fawn

# Chevrolet Bow Tie Accessory Floor Mats

## 1958-81 Bow Tie Rubber Floor Mats

Exact reproductions of the original floor mats including the embossed Bow Tie logo both front and rear. Designed for use on models that include factory consoles. Each mat is produced to exact dimensions in accordance with factory specifications and die-cut to fit the original contour of the floor pan. Although these mats were originally designed specifically for full size and mid-size models, many other Chevrolet vehicles can use these die-cut mats as well.

Each mat features a cut out pattern on the rear for smaller cars. These superior quality reproductions are produced with high grade rubber in the original grains and colors! Also featured are the original style carpet grips on the bottom of each mat which will keep the mat securely in place. Mats are sold in pairs, or sets of 4 including 2 front and 2 rear mats. A full set is prepackaged in an OER® box.



### 1962-78

- ✓ Impala
- ✓ Bel Air
- ✓ Biscayne
- ✓ Caprice
- ✓ Chevelle
- ✓ Monte Carlo

### 1958-81

- ✓ Chevrolet Truck

## 2 Piece Front Only


Passenger Car and Truck

FP72001	black
FP72002	red
FP72003	light blue
FP72008	med blue
FP72012	dark blue
FP72017	tawn
FP72013	dark green

## 4 Piece Front And Rear

Passenger Car, Blazer, Jimmy, Suburban and Crew Cab Models


FP73001	black
FP73002	red
FP73003	light blue
FP73008	med blue
FP73012	dark blue
FP73017	tawn
FP73013	dark green



- ✓ Camaro
- ✓ Chevy II/Nova
- ✓ Corvair

## OEM Quality Reproduction Bow Tie Rubber Floor Mats

Exact reproductions of the original floor mats featuring the embossed Bow Tie logo both front and rear. Each mat is produced to exact dimensions in accordance with factory specifications and die-cut to fit the original contour of the floor pan. Although these mats were originally designed specifically for Camaro, many other Chevrolet vehicles can use these mats as well. These mats will also fit Nova, Chevy II and other mid size Chevrolet models. These superior quality reproductions are produced with high grade rubber in the original grains and colors! Also featured are the original style carpet grips on the bottom of each mat which will keep the mat securely in place.



B73001	67-69	black
B73002	67-69	red
B73003	67-69	light blue
B73005	67	gold
B73008	67-69	medium blue
B73009	68	ivy gold
B73012	69	dark blue
B73013	69	dark green



## 1955-56 Chevrolet Bow Tie Accessory Floor Mat

OER® reproductions of the original accessory floor mats featuring the embossed Bow Tie logo on the center of both mats. Each mat is produced to exact dimensions in accordance with factory specifications and measure approximately 16" x 18". Although these mats were originally designed specifically for 1955-56 models, many other Chevrolet vehicles can use these mats as well. These superior quality reproductions are produced with high grade plastisol in the original grains and colors! Mats are sold in pairs, prepackaged in an OER® box.

## 2 Piece Set

Bel Air/Two-Ten/One-Fifty

MS5001	55-56	black
MS5002	55-56	red
MS5003	55-56	light blue
MS5006	55-56	turquoise
MS5012	55-56	dark blue
MS5042	55-56	light green
MS5071	55-56	brown

# GM Carpet Firewall Guards & Components



## 1967-72 F-Body/Nova Firewall Carpet Guards



Highly detailed injection molded OER® reproduction of the original carpet firewall guard, far superior in construction to the previous vacuum formed part. Each reproduction guard is now more precise than ever! Features include correct thickness and weight. This guard is located on the firewall below the steering column on all 1967-69 Camaro and Firebird models as well as 1968-72 Nova. The floor carpet tucks up underneath the firewall guard for correct installation. This commonly cracked or missing piece should be replaced when installing new carpet.

3916615 67-69 Camaro/Firebird  
3916615 68-72 Chevy II/Nova



## 1970-81 F-Body Firewall Carpet Guard

This injection molded OER® reproduction firewall carpet guard is correct in every detail. It mounts to the firewall below the steering column. Fits all 1970-81 Camaro and Firebird models. Ideal to replace when installing new carpet. Prepackaged with OER® header card.

333707 70-81 Camaro/Firebird

## 1967-68 F-Body Lower Column Cover



OER® reproduction of the original lower steering column cover. This item installs directly below the steering column assembly and covers the area between the column and the dash. This is a two piece injection molded reproduction that fits all 1967-68 Camaro and Firebird models.



3914799 67-68 F-Body

## 1969 Camaro Lower Column Cover



OER® reproduction of the original lower steering column cover for 1969 Camaro models.

This item installs directly below the steering column assembly and covers the area between the column and the dash.



3949736 69 Camaro



## 1965-69 Plastic Wire Gutter



This reproduction wire gutter is used to hold the engine harness as it passes against the firewall area and protects your wiring from falling into the distributor area. Each wire gutter is pre-cut to the original length assuring originality and features pre-punched mounting holes for easy installation.

1967-69 Camaro 1965-67 Chevrolet/GMC Truck  
1967-68 Firebird

3864327 65-69

## 1967-72 Firewall Guard Fasteners

Correct reproduction firewall carpet guard fasteners are available for 1967-69 Camaro and Firebird models and 1968-72 Chevy II/Nova models. These fasteners will help keep your carpet guard and carpet in their proper positions.



3764424 67-72



J1126

7642589

3868790

## Firewall Pad Retainers

Reproduction firewall insulation pad retainers for various GM models. Manufactured from the correct materials as original.

### Steel Barbed Style

J1126 each

### Plastic Barbed Style

7642589 each

K1117 7 piece

K1118 9 piece

K1119 12 piece

### Rubber Smooth Style

3868790 each

KW272A 4 piece



377745

3899593

## OER AUTHORIZED 1961-68 Impala/Full Size Firewall Carpet Guard

Reproduction firewall carpet guards for 1961-64 and 1967-68 full size Chevrolet models. Manufactured in ABS plastic as original to factory specifications for a perfect fit and appearance. Available for both manual and automatic transmissions. Mounting screws are included. Packaged in OER® poly tube for protection.

377745	61-62	manual
377746	61-62	automatic
3824795	63-64	manual
3824796	63-64	automatic
3899593	67-68	manual/auto



OER AUTHORIZED

## 1965-66 Impala/Full Size Firewall Carpet Guard

Reproduction lower steering column to firewall carpet guard for all 1965-66 Impala and Chevrolet full size models. Injection molded as original, the carpet guard bolts to the firewall directly below the steering column. Mounting screws are included.

3856953 65-66 full size

## 4 Hole Wiring Harness Grommet

Reproduction 4 hole wiring harness firewall grommet for various models. The wiring harness and speedometer cable run through this grommet to the engine compartment. Fits a 1-1/4" hole.



### Chevrolet Cars

TF300249 55 1-5/8" o.d.

### Chevrolet/GMC Trucks

TF300249 55-59 1-5/8" o.d.

# Reproduction GM Sill Plate Moldings

Features correctly riveted  
Fisher Body emblem!



**OER AUTHORIZED** **Restoration Parts**

## 1967-72 Chevrolet Truck Bow Tie Sill Plates

Reproduction sill plates will install on all Chevrolet pickup, Blazer/Jimmy and Suburban model front doors. Available in chrome or stainless steel with an embossed Bow Tie. Each sill plate is manufactured correctly to fit and install as original. Sold individually, 2 required.

CX1920	67-72	Chevrolet Truck	chrome
CX1658	67-72	Chevrolet Truck	stainless steel

## 1955-81 GM Sill Plates

**OER AUTHORIZED**

Correct reproduction door opening sill plates for various 1955-81 GM models. Each sill plate is correctly stamped to exact specifications for an original fit and appearance. These exact reproductions also feature the correct riveted Fisher Body emblem. Officially Licensed by GM.

**Restoration Parts**

1967-81 Camaro	1959-60 full size Pontiac 2 door
1959-76 full size Chevrolet 2 door	1959-60 full size Oldsmobile 2 door
1959-60 El Camino	1962-79 Chevy II/Nova
1959-60 full size Buick 2 door	1955-57 Tri-5 2 door
1967-81 Firebird	1955-57 Tri-5 4 door sedan/wagon

### Camaro/Firebird

7644760	67-69	fits LH or RH
9819034	70-81	LH
9819033	70-81	RH

### Impala/Full Size

4754349	59-60	2 door
85263	61-64	2 door
4474767	65-70	2 door LH
4474766	65-70	2 door RH
9873980	71-76	2 door LH or RH

### Chevy II/Nova

4531248	62-67	LH	coupe
4531247	62-67	RH	coupe
7728957	68-79	LH	coupe
7728956	68-79	RH	coupe

### Tri-5

TF100262	55-57	2 door
TF100263	55-57	4 door sedan/wagon

## 1960-72 Chevrolet/GMC Truck Door Sill Plate

Reproduction sill plate for 1960-72 Chevy and GMC pickup and Suburban models. Chrome sill plate is manufactured correctly to fit and install as original. Does not feature Bow Tie.



T70763	60-66	LH or RH	2 required
3890785	67-72	LH or RH	2 required (includes screws)
DM102	60-66	Screw set	(set of 12)

## 1980-90 GM Fisher Body Sill Plate Emblem

**Restoration Parts**

This authentic reproduction Fisher Body sill plate emblem is manufactured to exact specifications by the original GM supplier using the original tooling. Each stamped aluminum emblem features the authentic Fisher Coach insignia and "Body by Fisher" wording. Officially Licensed by GM. Prepackaged in OER® poly tube with GM logo. Made in USA.



**Note:** Applied via heat fusion. Backing is heat fused activated.

### Chevrolet

1980-90 Impala, Caprice  
1980-88 Monte Carlo  
1980-88 Malibu  
1980-88 El Camino

### Pontiac

1980-81 Grand Am,  
LeMans, Grand Prix  
1980-81 Bonneville,  
Catalina  
1984-86 Parisienne  
1987-89 Safari  
1983-86 Bonneville  
1983-87 Grand Prix

### Oldsmobile

1980-81 Cutlass  
1980-85 Delta 88  
1982-90 Custom Cruiser  
1982-85 98 Regency  
1982-88 Cutlass

20010201	80-90	GM Fisher Body
----------	-------	----------------

## GM Car Door Sill Plate Screw Set

Screws used to mount the sill plates on most GM car models. Sets include: 8, 10, or 12 chrome phillips head screws. Screws also fit headlamp bezels, shift plate, and other miscellaneous uses. Screw size #8 x 3/4".



R492	8 piece
R493	10 piece
R494	12 piece

## 1967-69 F-Body Floor Wiring Cover Set

**OER AUTHORIZED**

Reproduction floor wiring cover set, also known as the door sill wire loom shield set for 1967-69 models. These covers are screwed to the inner rocker area and act as protection for the wiring that runs along the floor. This set of four pieces is manufactured out of galvanized steel, just like the originals.



K10025	67-69	F-Body	set of 4
--------	-------	--------	----------

# Reproduction F-Body Seat Foam

## 1967-82 Camaro Seat Foam

**OER AUTHORIZED**

Reproduction seat foam for 1967-92 Camaro models. Get an OE fit and original appearance with quality seat foam from OER®.

*Note: Shipped oversize.*



SF101

SF104

SF102



SF105

SF124

SF125



SF126

SF133

SF134

### Camaro Front Seat Foam

SF101	67-68	standard interior
SF102	67	deluxe interior
SF104	68	deluxe interior, no cloth backing
SF102	69	standard interior, without spring
SF105	69	deluxe interior, without spring
SF116	69	deluxe interior, with built-in spring
SF124	70	standard, deluxe or comfortweave
SF125	71-81	standard without LT
SF125	71-73	deluxe with LT
SF126	78-81	deluxe without LT
SF133	82-92	standard
SF143	82-83	deluxe
SF134	84-92	deluxe

### Camaro Rear Seat Foam Set

SF139	70-81	3 piece
SF135	82-92	with folding solid rear seat back
SF136	82-92	with folding split rear seat back

## 1967-97 Firebird Seat Foam

**OER AUTHORIZED**

All new OER® reproduction seat foam for 1967-97 Firebird models. Get an OE fit and original appearance with quality seat foam from OER®.

*Note: Shipped oversize.*



SF106A

SF107A

SF108



SF124

SF124D

SF125



SF137

SF138

SF134

### Firebird Front Seat Foam

SF106A	67-68	standard
SF107A	69	standard
SF106A	67	deluxe
SF108	68-69	deluxe
SF124	70	standard
SF124D	70	deluxe
SF125	71-81	standard except T/A
SF125	71-72	deluxe
SF137	73-77	deluxe T/A (horse collar style)
SF138	78-81	deluxe Firebird (except T/A)
SF134	87	all
SF240	93-97	with bucket seat

### Firebird Rear Seat Foam Set

SF139	70-81	3 piece
SF135	82-92	with folding solid rear seat back
SF136	82-92	with folding split rear seat back

# GM Reproduction Seat Foam



## 1960-87 GM Models Bucket Seat Foam **OER AUTHORIZED**

Reproduction bucket seat foam for various GM models as listed. Seat foams are manufactured using high grade foam for an original fit and comfort.

**Note:** Shipped overseas.

### Buick

#### Regal

GN110178	78-87	all	LH or RH (high-back design)
GN110161	85-87	GN	LH or RH (Grand National)
GN110161	87	T-type	LH or RH (T-type)

#### Skyhawk

SF130	62-65	all	LH or RH
SF111	66	GS	LH or RH

### Chevrolet

#### Chevelle/Malibu/El Camino

SF130	64-65	all	LH or RH
SF111	66-70	all	LH or RH

#### Chevy II/Nova

SF112	62-64	all	LH or RH
SF130	65	all	LH or RH
SF111	66	all	LH or RH
SF111	67	Std	LH or RH
SF114	67	SS	LH or RH
SF111	68-71	all	LH or RH
SF125	72-79	all	LH or RH

#### Corvair

SF130	60-66	all	LH or RH
-------	-------	-----	----------

#### Impala/Full Size

SF128	62-63	all	LH or RH
SF129	64	all	LH or RH
SF112	65	all	LH or RH
SF111	66-68	all	LH or RH

### Oldsmobile

#### Cutlass/Cutlass Supreme/442

SF130	62-65	all	LH or RH
SF111	66-67	all	LH or RH

### Pontiac

#### GTO/Lemans/Tempest

SF130	62-63	all	LH or RH
SF128	64	all	LH or RH
SF130	65	all	LH or RH
SF111	66-69	all	LH or RH

## 1971-72 GM Front Bench Seat Foam without Armrest

**OER AUTHORIZED**

Reproduction front split bench seat foam without armrest for various GM models. Seat foams are manufactured using high grade foam for an original fit and comfort.

**Note:** Shipped double overseas.

71-72	Skyhawk/Skyhawk GS	71-72	Nova
71-72	Chevelle/Malibu	71-72	Cutlass/442
71-72	El Camino	71-72	GTO/Lemans
71-72	Monte Carlo	71-72	Tempest

SF118 71-72 GM



## Universal Fit Seat Foam Sheet

**OER AUTHORIZED**

Universal fit seat foam sheet measures 68" x 36" x 1-1/2" and is a high density sheet-foam suitable for all non-molded front bench seats, rear seats, or wagon seats. White in color for no show-through, one piece covers one backrest or one cushion. Order two pieces for a full seat. Some trimming may be required for a proper fit.

**Note:** Shipped overseas.

SF119 62-79 universal fit 68" x 36" x 1-1/2"



**OER AUTHORIZED**

## 1967-99 Chevrolet/GMC Truck Seat Foam

Reproduction seat foam for Chevrolet and GMC truck models as listed. Seat foams are manufactured using high grade foam for an original fit and comfort. 1988-99 models were originally manufactured in two different styles. To identify correct type, look beneath seat to see if you can see an exposed spring.

**Note:** Shipped overseas.

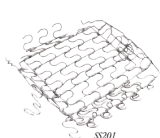
### Bucket Seat Foam

SF140	67-68	CST
SF144	67-68	center "Buddy Seat"
SF141	69-70	CST
SF142	71-75	Cheyenne

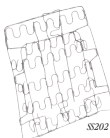
### Bench Seat Foam

SF207	67-68	back and bottom
SF208	69-72	back and bottom
SF202	73-81	back and bottom
SF203	82-87	bottom only
SF215	88-99	without sag spring
SF216	88-99	with sag spring

# GM Seat Parts and Accessories



SS201



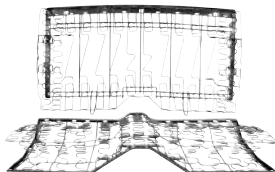
SS202



SS402



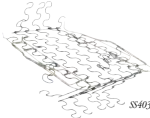
SS406



14648



SS405



SS403

## 1967-69 F-Body Seat Springs

Reproduction seat springs for 1967-69 Camaro and Firebird models. These springs are manufactured to factory specifications to restore the comfort and support of the original seats.

*Note: Rear seat spring sets shipped double oversize.*

### Front Seat Bottom Springs


SS201	67-68	all, std./dlx
SS211	69	all, std./dlx

### Front Seat Back Springs

SS202	67-68	all, std./dlx
SS212	69	all, std./dlx

### Rear Seat Springs

14648	67-69	all conv., dlx
14648	67-69	all conv., dlx
14875	67-69	all coupe, std.
14875	67-69	all coupe, std.



seat bottom outer side springs

## 1967-69 Camaro/Firebird Seat Bottom Outer Side Springs

Reproduction of the original outer seat side springs for 1967-69 Camaro and Firebird. Springs are manufactured to exact specifications giving the seat renewed comfort. 2 pair required per vehicle. Prepackaged in OER® box.

K113	67-69
------	-------

## 1958-72 GM Seat Springs

Reproduction seat springs for various GM models. One of the most commonly broken or worn out items on your bucket seats are the seat springs located behind the upper or lower portion of the seat foam. Highly recommended when replacing your upholstery. These springs are manufactured to factory specifications to restore the comfort and support of the original seats.

### Front Bucket Seat Back Springs

SS402	62-65	full size, Nova
SS404	66-67	full size, Nova
SS406	68-69	full size only
SS406	68-71	Nova only

### Front Folding Seat Back Springs

SS4011	65	Nova only
--------	----	-----------

### Front Bucket Seat Bottom Springs

SS403	62-65	full size, Nova
SS405	66-67	full size, Nova
SS407	68-72	full size, Nova

### Front Folding Seat Bottom Springs

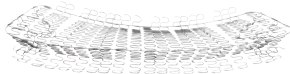
SS4010	65	Nova only
--------	----	-----------

### Front Bucket Seat Side Support Springs

SS401	62-65	full size, Nova
SS401	64-65	Chevelle
SS401	64-65	El Camino

### Front Bench Seat Side Support Springs

SS409	58-70	full size only
-------	-------	----------------



**OER** AUTHORIZED

## 1957 Chevrolet Passenger Car Seat Bottom Spring

Reproduction seat spring assembly for all 1957 models. Manufactured from steel and designed for installation without modifications. Pre-assembled and ready for seat foam and upholstery.

TF124999	57
----------	----





4846133



4846132

## 1962-64 Impala Bucket Seat Adjusting Tracks

Reproduction seat adjusting tracks for 1962-64 Impala models equipped with bucket seats. These tracks mount the bucket seat to the floor and allows the front seat to slide forward and backward. Manufactured to OEM specifications, these stamped steel brackets includes the adjusting lever for an authentic appearance.

4846133	62-64	LH
4846132	62-64	RH



4487831



7582811

## 1965-67 Chevy II Seat Adjusting Tracks

Reproduction seat adjusting tracks for 1965-67 Chevy II models equipped with bucket seats. These tracks mount the bucket seat to the floor and allows the front seat to slide forward and backward. Manufactured to OEM specifications, these stamped steel brackets includes the tension spring and adjusting lever.

4487831	65	LH
4477184	65	RH
7582811	66-67	LH
7582810	66-67	RH



14488

## 1967-69 Camaro/Firebird Seat Adjusting Tracks

Reproduction of the seat adjusting tracks for 1967-69 Camaro and Firebird models with bucket seats. Manufactured to factory specifications with the correct dimensions. Includes the return spring and chrome seat knob. One pair does one bucket seat. Prepackaged in OER® box.

14488	67-69	LH
14489	67-69	RH



## 1969-71 Nova Bucket Seat Frame Supports

Reproduction bucket seat frame support set for 1969-71 Nova models. This seat frame support set includes the two supports that are welded over the transmission tunnel, as well as the outer seat mounting points. Manufactured to factory specifications and EDP coated for corrosion resistance.

*Note: May be used for 1972-74 models. Seat placement may differ from original.*

152768	69-71	Nova
--------	-------	------



## 1967-69 Camaro Rear Fold Down Seat Bracket

Original style brackets for 1967-69 Camaro and Firebird equipped with a folding rear seat. These brackets are required when replacing or installing a rear fold down seat. May be welded or bolted to the floor pan.

K51001	67-69
--------	-------



## 1955-57 Front Seat Bracket Retainers

OER® Authorized stamped steel reproductions of the original front seat bracket retainers. These brackets secure the front of the seat track to the floor on all 1955-57 models. Sold as a pair. Prepackaged in OER® poly tube.

TF125026	55-57
----------	-------



## 1975-81 Seat Release Cables

OER® reproduction seat release cables for 1975-81 front bucket seats. Cables release the seat track when the seat track adjustment knob is engaged. Designed for manual style seat tracks only. Not for use with power seats. This item is made of high-quality precision formed music wire with the "slip spring retainers" as original. Sold as a pair. 1 pair required per vehicle. Prepackaged in OER® poly tube.

Chevrolet	Pontiac
1975-81 Camaro	1975-81 Firebird
1975-77 Vega	1975-77 Aztec
1975-80 Monza	1975-80 Sunbird
<b>Buick</b>	<b>Oldsmobile</b>
1975-80 Skyhawk	1975-80 Starfire

748622	75-81
--------	-------



## 1967-69 Camaro/Firebird Fold Down Rear Seat Partition Holder

Attaches behind the rear seat and holds the bottom portion of the fold down rear seat partition in place. This partition holder was standard on all 1967-69 Camaro or Firebird models originally equipped with folding rear seats. Also required when converting to a fold down rear seat.

K410	67-69	F-Body
------	-------	--------

# GM Seat Parts and Accessories



**OER AUTHORIZED**

## 1961-76 Power Seat Relay

Reproduction power seat relay for 1961-76 full size models with 4 or 6 way adjustable seats. This 6 prong relay replaces OE part #5717528. Made in USA.

### Chevrolet

1964-67 *Chevelle*  
1964-68 *Bol air*  
1964-76 *Impala*  
1966-76 *Caprice*  
1970-72 *Monie Carlo*  
**Buick**  
1966-76 *Electra 225*  
1967-70 *Wildcat*  
1967-76 *LeSabre*  
1971-76 *Centurion*

### Oldsmobile

1964-75 *all*  
**Pontiac**  
1967-70 *Bonneville*  
1967-76 *Catalina*  
1967-76 *Grand Prix*  
1971-75 *Grand Ville*  
**Cadillac**  
1966-76 *all*

899107 61-76



7743261



7743260

## 1968-69 Camaro/Firebird Seat Back Latch

Reproduction of the seat back latch used on 1968-69 Camaro and Firebird models. This catch mounts to the back of the seat and latches to the seat bottom. Assembled and ready-to-install. Mounting hardware or release knob not included.

7743261 68-69 LH

7743260 68-69 RH



## 1967-70 Camaro/Firebird Chrome Seat Knobs

**GM Restoration Parts**

Reproduction chrome front seat knobs for 1967-70 Camaro/Firebird models. Chrome-plated as original. 2 required per car.

K75 67-70 front seat back



**GM Restoration Parts**

## 1967-72 Chrome Seat Knobs

Reproduction chrome front seat knobs for 1967-72 Chevrolet models. Chrome-plated as original. 2 required per car.

1967-70 *Camaro*  
1967-70 *Impala/full size*  
1967-70 *Firebird*  
1968-72 *Chevy II/Novo*

K15 67-72 front seat track



## GM Seat Back Bumper

Reproduction of the original seat back oval bumper manufactured to exact specifications including rubber materials with a steel core. Applies where back seat rests against bottom seat. Sold individually. Use as required. Prepackaged in OER® poly tube.

### Camaro

1967-70 *all*  
1973-75 *with bench seat*  
**Firebird**  
1967-70 *inner*

### Full size Cars

1965-69 *2 door with Astro seat*  
1966 *Caprice sport sedan*  
1969-72 *with Strato bucket seats (4 required)*  
1973-79 *with bench seat*  
**Chevy II/Novo**

1962-71 *all*  
1972 *sport coupe*  
1973-79 *with bench seat*

### Chevelle

1964-68 *all*  
1969-72 *with Strato bucket seats (4 required)*  
1973-74 *with bucket seats*  
1973-77 *with bench seat*

### Monte Carlo

1973-77 *with bench seat*  
**El Camino**  
1964-68 *all*

1973-77 *with bench seat*  
**Corvette**  
1967-70 *all*

7712535 62-79



**GM Restoration Parts**

## 1966-76 Bucket Seat Back Stoppers

OER® utilizes the finest quality rubber and correct steel bottom reinforcements to produce the most authentic reproductions. Upgrading the density of the rubber affords a durable, longer lasting stopper your customers will appreciate. One pair required per car.

1967-70 *Camaro* 1967-76 *Impala/full size*  
1967-70 *Firebird*

K980 67-76



## 1976-81 Camaro/Firebird Seat Track Carpet Cover

Reproduction of the bucket seat track trim cover for 1976-1981 Camaro and Firebird models. This is an injection molded plastic cover that mounts to the seat track to keep the carpet under the tracks. Sold individually or in a set of 4. 2 required per set, 4 per car. Prepackaged in OER® poly tube.

3063230 76-81 individual

881112 76-81 set of 4



K10000



K10010

## Upholstery Installation Kits


These OER® installation kits are a perfect addition to any upholstery purchase. Additional sets of 60 hog rings are also available separately.

K10000 *basic install kit*

K10010 *professional install kit*

K10010A *hog rings only*

# Camaro/Firebird Seat Back Panels & Headrest Assemblies



GM Restoration Parts

## 1967-70 Camaro/Firebird Bucket Seat Back Panels

Worn or scratched seat back panels can easily be replaced with these rigid ABS reproductions. All mounting holes are pre-cut and original type mounting tabs are correctly placed to ensure a perfect fit. Produced with detailed correct Madrid grain plastic for original appearance. Available in most popular factory colors, or paint to match the desired color. For best results when painting use OER® interior paint, available in spray cans.

**Note:** The 1967 Camaro/Firebird rear panel was originally produced in steel, however, our ABS reproduction is the same design and will fit and junction correctly. Some colors listed below are painted to indicated color.

K1021	67-70	black	Camaro/Firebird
K1031	67-69	red	Camaro/Firebird
K1073	67	light blue	Camaro
K1075	67	medium blue	Camaro
K1011	69	Higger Orange	Camaro
K1010	67-70	white	Camaro/Firebird
K1051	67-69	dark blue	Camaro/Firebird
K1061	69-70	dark green	Camaro/Firebird


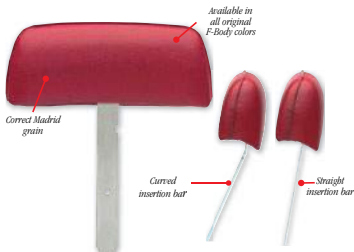


## 1967 Camaro/Firebird Headrest Assemblies

OER® reproduction headrest assemblies for 1967 Camaro and Firebird models. These reproduction headrests are manufactured in durable urethane molded with the correct grain for an authentic appearance. Sold as a pair. Prepackaged in OER® box.

**Note:** Seats not originally equipped with headrests do not have provisions to mount these reproductions.

7677884 67 Camaro/Firebird



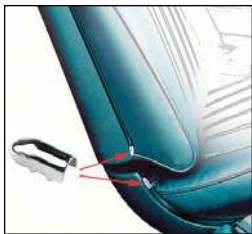
GM Restoration Parts

## 1969 Camaro/Firebird Headrest Assembly

OER® reproduction 1969 Camaro/Firebird headrest assemblies. Each headrest features the proper Madrid grain material in the correct color and a steel bar for insertion directly on the original seat assembly. Research on this product shows most early production models featured a straight bar while later production featured the curved bar. Sold in pairs only.

K31001	69	black	Camaro/Firebird	straight bar
K31001C	69	black	Camaro/Firebird	curved bar
K31002	69	red	Camaro/Firebird	straight bar
K31002C	69	red	Camaro/Firebird	curved bar
K31005	69	gold	Camaro	straight bar
K31005C	69	gold	Camaro	curved bar
K31010	69	white	Camaro	straight bar
K31010C	69	white	Camaro	curved bar
K31011	69	orange	Camaro	straight bar
K31011C	69	orange	Camaro	curved bar
K31012	69	dk. blue	Camaro/Firebird	straight bar
K31012C	69	dk. blue	Camaro/Firebird	curved bar
K31013	69	dk. green	Camaro/Firebird	straight bar
K31013C	69	dk. green	Camaro/Firebird	curved bar
K31009	69	ivy gold	Firebird	straight bar
K31009C	69	ivy gold	Firebird	curved bar
K31035	69	parchment	Firebird	straight bar
K31035C	69	parchment	Firebird	curved bar
K31036	69	gold	Firebird	straight bar
K31036C	69	gold	Firebird	curved bar
K31019	69	moss green	Camaro/Firebird	straight bar
K31019C	69	moss green	Camaro/Firebird	curved bar

# Camaro/Firebird Seat Parts



## 1966-71 Bucket Seat Molding End Caps

OER® reproduction stainless steel bucket seat molding end caps for various GM models. Manufactured from die-stamped polished stainless steel material just as original. These end caps finish off the bucket seat moldings and can add a fresh factory finished appearance to your bucket seats. Sold in a set of 12, most bucket seats require 6 end caps per seat. Prepackaged in OER® poly tube.

### Chevrolet

1966-71 Chevy II/Nova  
1966-68 Impala/full size  
1966-72 Chevelle  
1966-72 El Camino  
1970-72 Monte Carlo

### Buick

1966-72 Riviera  
1966-72 Skylark  
1966-69 Special  
**Cadillac**  
1967-70 Eldorado

### Oldsmobile

1966-71 442  
1966-72 Cutlass

### Pontiac

1966-72 Bonneville  
1966-72 Catalina  
1966-72 Grand Prix  
1966-72 GTO  
1966-72 LeMans  
1967-70 Tempest

ND6668 66-71 set of 12



7684910

K114

## 1967-70 Camaro/Firebird Bucket Seat Side Bracket Covers



Stock up on these OER® best selling plastic trim items. These bracket covers feature the correct grain and original configuration producing a quality reproduction with an authentic appearance. One pair required per bucket seat. Fasteners are included or may be purchased separately.

7684910 67-70 Camaro/Firebird  
K114 67-70 fasteners only



## 1971-81 Bucket Seat Side Covers

OER® reproduction bucket seat side bracket covers for various GM models listed below. Each cover is manufactured from ABS plastic and feature the correct grain pattern. Includes a pair of original style attachment fasteners. Manufactured in black plastic. Paint to desired color. Two pair required per vehicle. Prepackaged in OER® poly tube.

### Chevrolet

1971-81 Camaro  
1971-77 Vega  
1972-79 Nova  
1975-79 Monza

### Buick

1976-80 Skylark  
1976-80 Skyhawk

### Pontiac

1971-81 Firebird  
1972-77 Ventura  
1975-77 Astre  
1976-77 Sunbird  
1976-77 LeMans

### Oldsmobile

1973-78 Omega  
1975-80 Starfire

A8100327 71-81



ND7098



ND7098 - detail



153682

## 1966-71 Bucket Seat Molding Trim

Reproduction bucket seat molding trim for 1966-68 Impala/full size models and 1967-71 Chevy II/Nova models. This set will provide enough chrome beading for both front buckets upper and lower sections. 6 piece set includes: 4 pieces at 26" and 2 pieces at 50". Enough for 2 bucket seats. Prepackaged in OER® poly tube.

### 6 Piece Set

ND7098 66-68 Impala  
ND7098 67-71 Chevy II/Nova

### By The Foot

153682 66-71

# Camaro/Firebird Seat Parts and Seat Belts

## SYC

### 1969 Yenko SYC Headrest Decal

**YENKO**  
LICENSED PRODUCT

Reproduction of the SYC "Yenko Super Car" headrest decals installed in 1969 Yenko Camaro models. Sold individually.

SK302 69



8785236

8756596


### 1969 Camaro/Firebird Headrest Escutcheon and Lock Bracket

**GM** Restoration Parts

The headrest escutcheon is attached to the lock bracket and knob assembly which locks or releases the headrest. This high quality reproduction includes the lock bracket and chrome knob assembly. Available in chrome or black (paint to match). Why sell just the escutcheon when the complete assembly is available! Sold in pairs.

8785236	69	Camaro/Firebird	chrome
8756596	69	Camaro/Firebird	black

Now using web design belt with correct pattern stitching for authenticity.



Reproduction seat belt buckle featuring Fisher Coach emblem as shown

Correct retractor with molded retracting casing



button detail

**GM** Restoration Parts

### 1967 F-Body Deluxe Interior Bucket Seat Belts

OER® reproduction of the original lap belts features the correct seat belt and buckle assembly with Fisher Coach emblem for deluxe seat belts. The front belts include the correct retractor. Sold per bucket seat or for rear seat. For use on all Camaro and Firebird models with deluxe interiors. Prepackaged in OER® box.

K316	67	F-Body	front seat
K317	67	F-Body	rear seat



button detail

Correct retractor with molded retracting casing



Reproduction seat belt buckle featuring the GM Mark of Excellence emblem

**GM** Restoration Parts

### 1967-69 Camaro/Firebird OEM Style Seat Belts

OER® manufactures one of the most sought after detail and safety related products for Camaro and Firebird models. These reproduction seat belt assemblies feature a high grade, blow formed ABS housing, web designed belt with correct patterned stitching and the fronts have the correct seat belt retractor/roller assembly. Give your customer the option of having original style seat belts rather than settling for generic "one size fits all" replacements. Available in black only.

*Note: Seat belt buckle emblems are included.*

K319	67-69	Camaro/Firebird	front seat
K320	67-69	Camaro/Firebird	rear seat

### 1968-69 F-Body Deluxe Interior Bucket Seat Belts

OER® reproduction of the original lap belts features correct seat belt and buckle assembly with GM emblem for deluxe seat belts. The front belts include the correct retractor. Sold per bucket seat or rear seat. For use on all Camaro and Firebird models with deluxe interiors. Prepackaged in OER® box.

K315	68-69	F-Body	front seat
K314	68-69	F-Body	rear seat

# Reproduction GM Seat Belts



- ✓ Impala
- ✓ Bel Air
- ✓ Caprice



button detail

## 1965-66 GM Standard Seat Belts

Restoration Parts

These reproductions of the original non-retractable type standard seat belt assemblies feature high grade, original style webbed design belts with correct patterned stitching as pictured. Front, rear, or sets of front and rear assemblies are available for 1965-66 full size Chevrolet passenger cars with standard interiors. Replace your missing or worn out originals with these quality reproductions from OER®. Available in black only.

3955366	65-66	front seat or rear seat
R188	65-66	complete set (2 front and 3 rear)

- ✓ Impala
- ✓ Bel Air
- ✓ Caprice

Correct bale



button detail



3396121

Correct buckle



3395837

## 1966 GM Deluxe Seat Belts

Restoration Parts

These reproductions of the original deluxe seat belt assemblies feature high grade, molded end covers, original style webbed design belts with correct patterned stitching and the fronts have a correct bale type retractor/roller assembly as pictured. Front, rear, or sets of front and rear assemblies are available for 1966 full size passenger cars with deluxe interiors. End your long search for a set of used belts and replace your missing or worn out originals with these quality reproductions from OER®. Available in black only.

*Note: Seat belt buckle emblems are included.*

3396121	66	front seat
3395837	66	rear seat
R187	66	complete kit (2 front and 3 rear)



8700758

8700759



button detail

## 1968 GM Standard Bucket Seat Lap Belts

Restoration Parts

OER® reproduction of the original front lap belts features correct retractor, seat belt and buckle assembly for standard seat belts. Each seat belt is installed on front only bucket seats. Sold per bucket seat. 2 required.

*Note: Seat belt buckle emblems are included.*

- 1968 B-Body (Impala, Bel Air, Biscayne)
- 1968 A-Body (Chevelle)
- 1968 X-Body coupe (Chevy II/Novu)

8700759	68	LH
8700758	68	RH

## 1966-72 GM Standard Seat Belt Buckle Cover

Restoration Parts

Seat belts get used and abused! We now offer a simple solution to worn out, scratched or broken originals.

Reproduction seat belt buckle covers including the button and spring assembly (when required) for a complete replacement. This item was originally installed on 1966-72 standard Chevrolet models. This is the plastic cover, unlike the deluxe interior models which include a die-cast buckle cover (available soon). Each injection molded part features the correct grain and will replace the original buckle cover allowing the seat belt to regain its original lustrous appearance. Comes in black only. Paint to desired color. *Note: Seat belt buckle emblems are included.*

Fisher Coach

- 1967 Camaro
- 1966-67 Impala
- 1967 Firebird
- 1966-67 Nova
- 1967 GM Truck

GM Mark of Excellence

- 1968-72 Camaro, Firebird, Nova, Impala and GM Truck



K883F	66-67	Fisher Coach
K883G	68-72	GM Mark of Excellence

## 1955-72 Accessory Seat Belt Retractor

Restoration Parts

Reproduction seat belt retractors are easily installed on standard seat belts that were not originally equipped with retractors, or to replace broken or worn out originals. This was a dealer option designed for use on models that were not originally equipped with seat belt retractors.



986068	55-72	all models without retractors
--------	-------	-------------------------------

# Reproduction GM Seat Belt Accessories



## 1967-72 GM Seat Belt Anchor Bolts

The rear bolts are gold cad plated as original. The quality of seat belt bolts is essential to the safety of the occupant. OER® only offers bolts that meet or exceed the standards of quality as set forth by General Motors. Your customers can be assured that the bolts they receive are designed for maximum protection.

**Note:** R560 includes bolts for the shoulder belt buckle side only. It does not include bolts for the shoulder belt side.

1967-72 Camaro 1967-72 Nova  
1967-72 Firebird 1967-72 Chevrolet full size

### 8 Piece Kits

R559	67-72	w/o shoulder belts
R560	67-72	with shoulder belts

### Individual Bolts

SB193	67-72	front seat outer
SB194	67-72	front seat inner
SB195	67-72	rear seat belt bolt



GM Restoration Parts

## 1962-63 Seat Belt Buckle Emblem

Correct reproduction of the original seat belt buckle emblem for various 1962-63 GM vehicles. Features embossed Bow Tie logo on metal backing as original. Packaged in OER® bag with header card. Sold in pairs.

1962 Nova 1962-63 Impala

K274 62-63 Nova/Chevrolet full size



GM Restoration Parts

## 1964 Seat Belt Buckle Emblem

Correct reproduction of the original seat belt buckle emblem for various 1964 GM vehicles. Features embossed Bow Tie logo on metal backing as original. Packaged in OER® bag with header card. Sold in pairs.

K9696 64 Nova/Chevrolet full size



9980011

9980012

GM Restoration Parts

## 1964-72 Seat Belt Buckle Emblems

Reproduction GM "Mark of Excellence" seat belt buckle emblems for most GM models from 1964-72. These embossed aluminum emblems feature a aqua or blue background, black and polished aluminum border with the "Mark of Excellence" print on the bottom. Adhesive backed and measures 7/8" x 7/8". Sold individually. Repackaged in OER® poly tube.

9980011	64-67	aqua
9980012	68-72	blue



GM Restoration Parts

## 1965-66 Seat Belt Buckle Decal

Reproduction of the original seat belt buckle decal for 1965-66 models with standard interior. Features the Fisher Coach logo on a black background.

CE150 65-66 Nova/Chevrolet full size



GM Restoration Parts

## 1966 Deluxe Seat Belt Buckle Decal

Reproduction of the original seat belt buckle decal for 1966 models with deluxe interiors. Features the Fisher Coach logo on a red background.

CE1504 66 Nova/Chevrolet full size

## 1968-69 Firebird Shoulder Belt Retainer Set

The shoulder belt retainer set is to secure the shoulder belts when they're not in use. Each set includes 4 retainers all manufactured in polished stainless steel. Fits 1968-69 Firebird models with deluxe interiors. Repackaged in OER® poly tube.

8721181 68-69 set of 4



973755



1708118

## 1974-81 Shoulder Harness Retainer

OER® reproduction of the original seat belt shoulder harness retainer for Camaro, Firebird, Impala and Nova models. These are the triangle or rectangle retainer which attaches to the upper outer side of the bucket seat and allows the seat belt webbing to be secured without twisting. Sold individually, one required per seat. Prepackaged in OER® poly tube. Available in black only.

### Camaro/Firebird/Impala/Nova

1708118	74-76	rectangle
---------	-------	-----------

### Camaro/Firebird/Impala

973755	77-81	triangle
--------	-------	----------

### Nova with Bucket Seats

973755	77-79	triangle
--------	-------	----------

1708118	77-79	rectangle
---------	-------	-----------

## 1974-88 GM Seat/Shoulder Belt Guide Escutcheon

Holds the shoulder belt retainer to the upper portion of the bucket seat back. This item is commonly overlooked during replacement of seat upholstery and seat/shoulder belt related items. For vehicles not originally equipped with air bag system. Packaged in OER® chipboard box.

1974-88 Camaro/Firebird  
1977-79 Nova  
1976-81 Chevrolet/Monte Carlo/Malibu  
1978-81 passenger cars

2052354	74-88	LH
---------	-------	----

2052353	74-88	RH
---------	-------	----

## 1977-84 GM Truck Seat Belt Covers

OER® reproduction of the original 1977-84 GM truck and SUV shoulder belt cover. This Cover is used with factory three point lap belts only. It installs on the upper metal belt guide and snaps in place covering the shoulder belt retaining bolt. Made from high-quality injection molded tooling using premium quality materials. These covers have the correct grain texture and include the nylon bushing for installation. Sold as a pair. One pair required per truck.

379670 77-84

# 1967-69 Chevrolet/Pontiac Inner Door Panel Moldings

## 1967 Camaro/Firebird Standard Upper Door Panel Molding

Each upper molding is produced in correct stainless steel as original. Fits all 1967 Camaro and Firebird standard door panels. Fits LH or RH, sold individually.

7639888 67 standard upper LH or RH (2 Required)



R1101

## 1967 Camaro/Firebird Standard Door Panel Molding Set

Each molding is produced in correct stainless steel as original. Coupe without rear armrests set includes 8 pieces. Convertible or coupe with rear armrests set includes 6 pieces. Fits all 1967 Camaro and Firebird standard door panels.

R1100 67 8 piece coupe without rear armrest  
R1101 67 6 piece conv/cpe with rear armrest

May be used on driver or passenger door panels

Molding attaches to door using countersunk sheet metal screws (not included)

Produced in correct stainless steel material as original



Assembled 1967 Camaro door panel

Center molding for 1967



## 1967 F-Body Deluxe Door Panel Moldings

Each molding is produced in correct stainless steel as original. Kits include: two front door uppers, two front door lowers and two rear side panel uppers. Fits all 1967 Camaro and Firebird deluxe door panels.

### Complete Kits

R1110 67 6 piece coupe  
R1111 67 6 piece convertible

### Individual Components

7669268 67 upper door molding all  
7669267 67 center door molding all  
7669270 67 rear side molding convertible  
7669269 67 rear side molding coupe

## 1967 Camaro Standard Inner Rear Side Panel Molding

Correct reproduction of the original molding used to retain the inner rear side panels on all 1967 Camaro coupe models equipped with standard interiors. This molding is attached to the inner body structure using countersunk screws (not included).

7639889 67 coupe



R1102

## 1968 Camaro Standard Door Panel Molding Set



Each molding is produced in correct stainless steel as original. Coupe without rear armrests, includes 10 pieces. Convertible or Coupe models with rear armrests, includes 8 pieces. Fits all 1968 Camaro standard door panels.

**Note:** Armrest base molding sold separately.

R1102 68 10 piece coupe without rear armrest  
R1103 68 8 piece conv/cpe with rear armrest



R1106

## 1968 Firebird Standard Door Panel Molding Set



Each molding is produced in correct stainless steel as original. Sets include: two front door uppers, two front door lowers and two rear side panel uppers. Fits all 1968 Firebird standard door panels.

R1106 68 6 piece coupe  
R1107 68 6 piece convertible



## 1968-69 Camaro/Firebird Standard Upper Door Panel Moldings

Each molding is produced in correct stainless steel as original. Fits all 1968-69 Camaro and Firebird standard door panels. Fits LH and RH, sold in pairs.

7737762 68-69 front coupe and convertible  
7752625 68-69 rear coupe only



# 1964-72 Chevrolet/Pontiac Inner Door Panel Moldings

"Hockey Stick" moldings now available for 1968-69 Camaro models with deluxe interiors.



Die-stamped in correct stainless steel material with correct configuration



R1112



R8433

## 1968-69 F-Body Deluxe Door Panel Moldings

Each molding is produced in correct stainless steel as original. Complete kit includes: two front door uppers, two front door lower fronts and two rear side panel uppers and fits all 1968-69 Camaro deluxe door panels. Front door panel kit includes: two front door uppers and two front door lowers. Firebird models with deluxe interior included only the lower door panel moldings.

### Complete Kits

R1112	68-69	6 piece	Camaro coupe
R1113	68-69	6 piece	Camaro convertible

### Front Door Panel Kits

R8433	68-69	complete kit	Camaro
-------	-------	--------------	--------

### Individual Components

7742919	68-69	upper, LH	Camaro
7742918	68-69	upper, RH	Camaro
7743242	68-69	lower, LH or RH	Camaro/Firebird
7752953	68-69	rear side	Camaro coupe
7752954	68-69	rear side	Camaro convertible



R1104

## 1969 Camaro/Firebird Standard Door Panel Molding Set

Restoration Parts

Each molding is produced in correct stainless steel as original. Set includes: two front door uppers and two rear side panel uppers. Fits all 1969 Camaro and Firebird standard door panels.

R1104	69	4 piece	coupe
R1105	69	4 piece	convertible



R1960



R1960C

## 1965 Impala SS Door Panel Molding Set

OER® reproduction of the original door panel moldings for use on 1965 Impala Super Sport coupe and convertible models. These 8 piece stainless steel molding sets will completely replace all of the original front door and rear panel moldings. Prepackaged in OER® box.

K1960	65	coupe
K1960C	65	convertible



## 1962-66 Impala Rear Armrest Cover Moldings

Reproduction rear armrest cover moldings for 1962-66 Impala hardtop models. Manufactured in stainless steel as original. Sold as a pair. Prepackaged in OER® polytube.

B99112	62-66
--------	-------

**OER®**

# 1967-69 Camaro/Firebird Deluxe Inner Door Panels

Quality OER® reproduction molded door panels have been completely redesigned and improved using the latest methods and materials. Every detail is finely crafted to ensure an exact original appearance and fit, giving your customer the finest quality door panels available. Correct Madrid grain and original factory colors are standard on all panels. Includes correct color keyed carpet with matching vinyl trim. Packaged in pairs, complete in OER® box featuring the GM Restoration Parts™ logo.

**Important:** Door handles, window cranks, emblems, door handle bezels, door panel caps and moldings are not included with panels. OER® offers original style moldings in stainless steel which are correct for these panels. **Note:** Shipped double oversize.



K62801 - 1968-69 black



1967 Camaro/Firebird black



1967 Camaro/Firebird red



1968 Camaro medium blue



1968 Camaro ivy gold



1969 Camaro ivory white



1969 Camaro Huger Orange



1968 Firebird turquoise



1968 Firebird pearl parchment

## 1967 Camaro/Firebird Deluxe Door Panels

K62701	67	black
K62702	67	red
K62706	67	turquoise
K62705	67	gold
K62704	67	bright blue
K62708	67	parchment (Camaro)
K62707	67	parchment (Firebird)

## 1968-69 Camaro Deluxe Door Panels

K62801	68-69	black
K62802	68-69	red
K62844	68-69	Daytona yellow
K62806	68	turquoise
K62825	68	pearl parchment
K62808	68	medium blue
K62809	68	ivy gold
K62910	69	ivory white
K62911	69	Huger Orange
K62912	69	dk blue
K62913	69	dk green

## 1968-69 Firebird Deluxe Door Panels

F62801	68-69	black
F62802	68-69	red
F62806	68	turquoise
F62825	68	pearl parchment
F62858	68	teal blue
F62809	68	ivy gold
F62807	69	parchment
F62912	69	dk blue
F62913	69	dk green

# Interior Components

## 1973-86 Chevrolet/GMC Truck Door Panel Fastener

Reproduction of the door panel fastener used by General Motors to attach the door panels on all 1973-86 pickup truck models. Features authentic original square shape as original. Prepackaged in OER® bag.

325337 73-86



## 1962-81 Door Panel Clip and Plug Insert

Reproduction door panel retaining clip and the plug insert for the various 1962-81 GM models listed. Both of these items are manufactured as original for complete authenticity. Prepackaged in OER® poly tube.

1967-81 Camaro 1970-74 Impala/Caprice  
1967-81 Firebird 1964-72 Chevelle  
1962-79 Chevy III/Novu 1967-79 Ventura

### Individual Items

4500027 62-81 clip  
4853962 62-81 plug insert

### Sets

748562 62-81 clips (set of 12)  
8894 62-81 plug insert (set of 12)  
K6581 62-81 clip/plugs (set of 24)



## 1972-77 Camaro/Firebird Lower Door Panel Mounting Clip

The small push-on style clip attaches the upper door panel to the lower plastic panel. The large metal clip attaches to the lower panel and holds the plastic retaining clip.

### Small Clips - 3/4" x 5/8"

K247 72-77 individual (12 req. per car)  
748627 72-77 set of 12

### Large Clips - 2" x 1-1/2"

K248 72-77 individual (8 req. per car)  
748628 72-77 set of 8



## 1972-77 Camaro/Firebird Door Pull Handle Insert

Reproduction pull handle inserts for 1972-77 Camaro and Firebird door panels. These hard to find door panel inserts are injection molded and fit perfectly on the lower door panel. Will fit original or reproduction door panels.

1708752 72-77 LH  
1708751 72-77 RH



## 1970-73 Camaro/Firebird Upper Door Panel Trim

One of the first interior items to wear out is the interior upper door panel trim on 1970-73 Camaro and Firebird models. This item gets used and abused every time you enter or exit the vehicle. OER® now offers a solution to this problem, reproduction upper door panel plastic trim. Available in black. Paint as required.

Note: Clips not included.

K302 70-73 LH and RH

## 1970-77 Camaro/Firebird Lower Door Panel

OER® offers these quality reproductions of the 1970-77 standard lower door panels for Firebird and Camaro models. Each injection molded panel is manufactured to exact specifications to ensure a perfect fit. Features correct grain for an authentic appearance. Includes provisions to install arm rest pads as original. 1970-71 models are Officially Licensed by General Motors. Packaged in OER® box. Note: \*1971 Firebird 2nd design.

### F-Body

9816817\* 70-71 LH  
9816816\* 70-71 RH

### Camaro

9600955 72-76 LH all  
9600954 72-76 RH all  
9600955 77 LH except LT  
9600954 77 RH except LT

### Firebird

9600955 72-77 LH all  
9600954 72-77 RH all



## 1970-81 Camaro/Firebird Inner Rear Sail Panels

OER® reproduction of the original rear sail panels manufactured to exact specifications. Features correct holes for mounting to the rear inner side assembly. Correct grain material is used to allow an authentic appearance. Fits all 1970-81 Camaro and Firebird models. Available in black only. Prepackaged in OER® box.

Note: \*\*With molded headliner w/ coat books in headliner. \*\*\*With bow style headliner w/ coat books in headliner. \*\*\*\*With molded headliner with coat books in sail panel.

748582\*\* 70-73 LH and RH  
K419\* 73 LH and RH  
748599\*\*\* 73-74 LH and RH  
748568 75-81 LH and RH

## 1970-81 Camaro/Firebird Inner Rear Side Panels


A quality reproduction of the 1970-81 inner rear side panels for Firebird and Camaro. Each injection molded panel is manufactured to exact specifications to ensure a perfect fit. Features the correct textured grain for an authentic appearance. Officially Licensed by General Motors. Packaged in OER® box.

Note: Shipped overseas.

9875005 70-71 LH  
9875004 70-71 RH  
20189752 72-81 LH  
20189751 72-81 RH



# Interior Panels



## 1975-79 Nova/X-Body Inner Front Pillar Moldings

Reproduction inner pillar moldings for 1975-79 Nova, Skylark, Omega and Ventura 2 door coupe models. Each molding is injection molded as original. Sold in pairs. Prepackaged in corrugated OER® box.

N1450 75-79 Nova/X-Body



## 1975-79 Nova/X-Body Inner Side Headliner Trim Moldings

Reproduction interior side headliner trim moldings for 1975-79 Nova, Skylark, Omega and Ventura 2 door coupe models. These injection molded reproductions installs along the upper side area from the windshield to the rear. Available in black only. Sold in a pair. Prepackaged in OER® corrugated box.

N1451 75-79 Nova/X-Body



## 1975-79 Nova/X-Body Seat Belt Retractor Covers

Reproduction inner seat belt retractor covers for 1975-79 Nova, Skylark, Omega and Ventura 2 door coupe models. Each cover is injection molded as original. Sold in pairs. Prepackaged in OER® corrugated box.

N1456 75-79 Nova/X-Body

## 1975-79 Nova/X-Body Quarter Window Post Moldings

Reproduction injection molded quarter window front interior trim panel for 1975-79 Nova, Skylark, Omega and Ventura 2 door coupe models. Manufactured from high quality injection mold tooling using the best materials available. These post molding covers have the correct grainning as original. Available in black only, paint to desired color. Sold in pairs only. Prepackaged in OER® corrugated box.

N1452 75-79 Nova/X-Body



## 1975-79 Nova/X-Body Quarter Window Pillar Moldings

Reproduction quarter window rear interior trim panel moldings for 1975-79 Nova, Skylark, Omega and Ventura 2 door coupe models. Each injection molded molding installs vertically between the quarter window and rear glass area. Available in black only. Sold in pairs. Prepackaged in OER® corrugated box.

N1453 75-79 Nova/X-Body



## 1975-79 Nova/X-Body Inner Rear Lower Quarter Window Moldings

Reproduction interior lower quarter window moldings for 1975-79 Nova, Skylark, Omega and Ventura 2 door coupe models. Each molding is injection molded and will replace the original exactly. Installs in the lower quarter window area horizontally along the bottom. Available in black only, paint to desired color. Sold in pairs only. Prepackaged in OER® corrugated box.

N1454 75-79 Nova/X-Body



## 1975-79 Nova/X-Body Rear Side Panels

Injection molded reproduction of the original rear side panels for 1975-79 Nova, Skylark, Omega and Ventura 2 door coupe models. Features correct mounting points, arm rest area and contours. Available in black only, paint to desired color.

OE #1660652 - LH, 1660651 - RH.

N1455 75-79 Nova/X-Body

# Door Panel Accessories



K626701



1967 - black



1968-69 - red



1967 - red



1968 - turquoise



1967 - bright blue



1968 - medium blue



1967 - gold



1968 - ivy gold



1967 - turquoise



1969 - dark blue



1968-69 - black



1969 - dark green

**OER** AUTHORIZED

## 1967-69 Camaro/Firebird Deluxe Door Panel Carpet

Door panel carpet for deluxe interiors is produced using top quality 80/20 rayon/nylon blend materials with original loop design. Exact factory patterns are used along with correct factory matched vinyl trim. Ready for installation, the 1967 carpet includes correct binding which separates the lower portion of the door panel from the upper section. The 1968-69 carpet does not include binding due to the upper section of the carpet being hidden by a polished stainless trim molding (available separately).

K626701	67	Camaro/Firebird	black
K626702	67	Camaro/Firebird	red
K626704	67	Camaro/Firebird	bright blue
K626705	67	Camaro/Firebird	gold
K626706	67	Camaro/Firebird	turquoise
K626801	68-69	Camaro/Firebird	black
K626802	68-69	Camaro/Firebird	red
K626806	68	Camaro/Firebird	turquoise
K626808	68	Camaro/Firebird	medium blue
K626809	68	Camaro/Firebird	ivy gold
K626812	69	Camaro/Firebird	dark blue
K626813	69	Camaro/Firebird	dark green



K74302



K74303



K74304



K74305



K74306



K74307



K74308



K74309



K74310

## 1974-81 Camaro Door Panel Emblems

**EM** Restoration Paris

Reproduction interior door panel emblem assemblies for 1974-81 Camaro models. These emblems were factory equipment on models with power windows and can be installed in the window crank opening in the door panels on models converted to power windows. Sold in a pair. Prepackaged in OER® poly tube.

K74302	74-78	Camaro	Type LT
K74303	74-81	Camaro	SS
K74304	74-81	Camaro	black Bow Tie
K74305	74-79	Camaro	red/white/blue badge
K74306	77-79	Camaro	red Z28
K74307	77-79	Camaro	black Z28
K74308	79-81	Camaro	red Berlinda
K74309	79-81	Camaro	orange badge
K74310	80-81	Camaro	black Z28



## 1965 Impala Door Panel Reflectors

Reproduction of the original door reflector found on 1965 Impala models. Manufactured to exact specifications and injection molded in the correct coloration. Includes the pre-attached backing plate with mounting feet for easy installation. Sold individually, 2 required per car. Prepackaged in OER® box.

4410338	65	Impala
---------	----	--------

# Door Panel Accessories



## 1967 Camaro/Firebird Deluxe Door Panel Cups

Reproduction of the original inserts used on 1967 Camaro and Firebird models. Each cup is injection molded and fits perfectly. For use where the door handle mechanism protrudes through the door panel. Will fit original or reproduction door panels. OE #7664715 - LH, 7664714 - RH.

K120 67 Camaro/Firebird



GM Restoration Parts

## 1968-69 Camaro/Firebird Deluxe Door Panel Cups

Reproduction door panel cups are inserted where the door handle opening is located. Produced to exact dimensions for easy installation, paint as required using interior acrylic lacquer. Prepackaged in OER® bag with GM Restoration Parts™ logo.

K179 68-69 Camaro/Firebird



## 1975-79 Inner Door Handle Escutcheons

OER® reproduction of the door handle escutcheons for 1975-76 Camaro/Firebird and 1975-79 Nova models. Door handle escutcheons are installed on the door panel behind the door release handle. Manufactured from injection molded material with chrome plating and black detail accent. Sold as a pair. Prepackaged in OER® box.

1975-76 Camaro  
1975-76 Firebird  
1975-79 Nova


KP4301 75-79



## 1977-81 Camaro/Firebird Door Release Handle Escutcheon

Installed on the door panel behind the release handle to provide a finished look for 1977-81 F-Body models.

K482 77-81 Camaro/Firebird



## 1968-69 Camaro/Firebird

### Deluxe Interior Door Grab Handle

GM Restoration Parts

Reproduction of the original style deluxe door grab handle! Replaces cracked or missing originals and installs using existing mounting bezels. Prepackaged in bag with OER® header card featuring the GM Restoration Parts™ logo.

7770614	68-69	Camaro/Firebird	black
8744896	68-69	Camaro/Firebird	red
7770619	68	Camaro/Firebird	medium blue
7774100	68	Camaro/Firebird	ivy gold
7770620	68	Camaro/Firebird	teal blue
7770615	69	Camaro/Firebird	white
8744901	69	Camaro/Firebird	Hugger orange
8744898	69	Camaro/Firebird	dark blue
8744900	69	Camaro/Firebird	dark green



## 1968-69 Camaro Deluxe

### Door Grab Handle Bezels

GM Restoration Parts

Reproduction of the original chrome bezels used to mount the door grab handles on 1968-69 deluxe interiors with molded door panels. Prepackaged in bag with OER® header card featuring the GM Restoration Parts™ logo.

OE #7779662 - front, 7779663 - rear.

K207 68-69 Camaro



## 1968-69 Firebird

### Deluxe Interior Door Grab Handle Bezels

GM Restoration Parts

A high-quality reproduction of the original deluxe door panel grab handle bezel for 1968-69 Firebird models with deluxe molded door panels. Prepackaged in bag with OER® header card featuring the GM Restoration Parts™ logo.

7775015 68-69 Firebird

# Door Panel Accessories

## 1968-69 F-Body Deluxe Door Panel Grab Handle Screws

Set contains the correct screws needed to install the door grab handle on 1968-69 Camaro or Firebird models with deluxe interior. Set of 4 screws will attach both grab handles. Prepackaged in OER® poly tube.



9428078 68-69 set of 4



## 1981-91 Chevrolet/GMC Truck Door Pull Handle Cover Reinforcement

Reproduction door pull handle cover reinforcement plate for 1981-91 pickup models. Manufactured in stamped steel to factory specifications for an original fit and an authentic appearance. Comes prepackaged in OER® poly tube.

12338105	81-86	C/K
12338105	87-91	R/V
12338105	87-91	Blazer/Jimmy/Sub

## 1970-76 Firebird Deluxe Door Handle

Reproduction of the original deluxe door grab handle for 1970-76 Firebird deluxe interior models. This reproduction will completely replace the original grab handle and chrome 1st design buckle type bezel used to mount to the door panel. Includes the strap, chrome buckle and rear mounting metal door panel retainer. Can be used on LH or RH side. Comes in black and can be painted as required. End caps sold separately (9817992).

9643788 70-76 Firebird



## 1970-76 Firebird Door Pull Strap Cap

Reproduction of the original door panel pull strap covers for 1970-76 Firebird models. They are manufactured to replace broken or missing originals exactly. Sold individually. Available in black, paint as required.

9817992 70-76 Firebird

## 1981-91 Truck Door Assist Handle Cover

OER® reproduction of the door panel assist handle cover for all 1981-91 GM truck, Blazer, Jimmy and Suburban models except 1988-91 C/K models. This injection molded cover features the correct black accents with a quality chrome finish. Sold individually. 2 required per handle, 4 per truck. Prepackaged in OER® poly tube.



14043704 81-91 truck



## 1961-91 Door Lock Knobs

Reproduction door lock knob for various 1961-91 GM models. Manufactured in injection molded plastic just like the factory original item for a precise fit and authentic OE appearance. Sold individually. Pre-packaged in OER® poly tube.

1962-66 Impala	1983-86 C/K truck
1966 Chevelle	1983-86 Suburban
1966 El Camino	1983-86 Blazer/Jimmy
1964-65 Malibu SS	1987-91 R/V truck
1961-64 Corvair, 4 door	1987-91 Suburban
1965-66 Corvair, rear	1987-91 Blazer/Jimmy
1962-64 Monza	
1965-66 Monza, all	

7591126 61-91



K587



K588

GM Restoration Parts

## 1967 GM Interior Door Lock Knobs

The 1967 lock knobs are the correct style featuring the fluted top with the indentation for pressing down the knob to lock the door. OE #7649291. Plastic ferrules are also available OE #4474707. Will install on various 1967 GM models. Prepackaged in bag with OER® header card featuring the GM Restoration Parts™ logo.

K588	67	lock knobs
K587	67	ferrules

## 1968-90 OE Style GM Door Lock Knob Ferrules

Reproductions door lock knob ferrules for 1968-90 Chevrolet, Pontiac and other GM models. Unlike other replacement ferrules on the market that have a wider than factory ring, these authentic lock knob ferrules feature the correct narrow ring with appropriate lining.

7729591 68-90



## 1973-91 GM Truck Door Lock Knob Ferrule

OER® Authorized reproduction of the door lock knob ferrules designed for 1973-91 GM trucks. Reproduced as original to exact dimensions and correct felt lining. Sold individually. Use as required. Prepackaged in OER® poly tube.

330485 73-91 GM truck



## 1968-81 GM Die-Cast Ribbed Door Lock Knobs


Manufactured in zinc and chromed for a highly polished appearance. Will install on many GM vehicles manufactured between 1968-81. Sold in pairs.

K546 68-81

# 1965-81 Chevrolet/Pontiac Armrest Pads

GM Restoration Parts

high-quality urethane



## 1965-72 Standard 12" Interior Armrest Pads

These reproductions are produced using modern urethane materials and offer a cleaner, more tapered look than the originals while maintaining the correct grain. The original armrest pads were produced with a vinyl covering which often comes loose and causes the fit to look sloppy. OER® has solved this problem by using high-quality urethane materials which in most cases will out last the originals! Each pad is produced in the correct original color and features a sharp Madrid grain for an original appearance.

Note: 1968-72 pads fit models with 12" bases.

1967	Camaro/Firebird	1968-72	Nova
1966-67	Chevelle	1968-70	Full size Sedan/Wagon
1965-67	Corvair	1968-70	Chevelle/Malibu/El Camino
1968-69	Camaro/Firebird		

### Any Color

K695001	65-67	black	LH or RH	Camaro/Firebird/Chevelle/Corvair
K695002	65-67	red	LH or RH	Camaro/Firebird/Chevelle/Corvair
K695003	65-67	light blue	LH or RH	Camaro/Firebird/Chevelle/Corvair
K695005	65-67	gold	LH or RH	Camaro/Firebird/Chevelle/Corvair
K695006	65-67	turquoise	LH or RH	Camaro/Firebird/Chevelle/Corvair
K695201	68-72	black	LH	Camaro/Firebird/Nova/ES. Chev
K695101	68-72	black	RH	Camaro/Firebird/Nova/ES. Chev
K695202	68-72	red	LH	Camaro/Firebird/Nova/ES. Chev
K695102	68-72	red	RH	Camaro/Firebird/Nova/ES. Chev
K695207	68-72	parchment	LH	Camaro/Firebird/Nova/ES. Chev
K695107	68-72	parchment	RH	Camaro/Firebird/Nova/ES. Chev
K695258	68-72	teal blue	LH	Camaro/Firebird/Nova/ES. Chev
K695158	68-72	teal blue	RH	Camaro/Firebird/Nova/ES. Chev
K695206	68-72	turquoise	LH	Camaro/Firebird/Nova/ES. Chev
K695106	68-72	turquoise	RH	Camaro/Firebird/Nova/ES. Chev
K695208	68-72	medium blue	LH	Camaro/Firebird/Nova/ES. Chev
K695108	68-72	medium blue	RH	Camaro/Firebird/Nova/ES. Chev
K695225	68-72	prl parchment	LH	Camaro/Firebird/Nova/ES. Chev
K695125	68-72	prl parchment	RH	Camaro/Firebird/Nova/ES. Chev
K695209	68-72	ivy gold	LH	Camaro/Firebird/Nova/ES. Chev
K695109	68-72	ivy gold	RH	Camaro/Firebird/Nova/ES. Chev
K695210	68-72	white	LH	Camaro/Firebird/Nova/ES. Chev
K695110	68-72	white	RH	Camaro/Firebird/Nova/ES. Chev
K695212	68-72	dark blue	LH	Camaro/Firebird/Nova/ES. Chev
K695112	68-72	dark blue	RH	Camaro/Firebird/Nova/ES. Chev
K695213	68-72	dark green	LH	Camaro/Firebird/Nova/ES. Chev
K695113	68-72	dark green	RH	Camaro/Firebird/Nova/ES. Chev
K695217	68-72	saddle	LH	Camaro/Firebird/Nova/ES. Chev
K695117	68-72	saddle	RH	Camaro/Firebird/Nova/ES. Chev
K695218	68-72	dark saddle	LH	Camaro/Firebird/Nova/ES. Chev
K695118	68-72	dark saddle	RH	Camaro/Firebird/Nova/ES. Chev
K695247	68-72	light green	LH	Camaro/Firebird/Nova/ES. Chev
K695147	68-72	light green	RH	Camaro/Firebird/Nova/ES. Chev



K695312



## 1970-71 F-Body Standard Armrest Pads

GM Restoration Parts

Correct replacement armrest pads designed for use on 1970-71 Camaro and Firebird models. Choose from any of the original colors. Prepackaged in OER® poly tube.

K695301	70-71	F-Body	black	LH or RH
K695302	70-71	F-Body	red	LH or RH
K695304	70-71	F-Body	bright blue	LH or RH
K695307	70-71	F-Body	parchment	LH or RH
K695307	70-71	F-Body	sandalwood	LH or RH
K695343	70-71	F-Body	light saddle	LH or RH
K695317	70-71	F-Body	dark saddle	LH or RH
K695318	70-71	F-Body	dark blue	LH or RH
K695312	70-71	F-Body	dark blue	LH or RH



## 1972-77 Camaro/Firebird Armrest Pad

Reproduction of the original armrest pad for 1972-77 Camaro and Firebird models. Features correct grain as original. This armrest installs on the lower door panel and fits on the LH or RH side. Available in black only, paint to desired color. Prepackaged in OER® poly tube.

9600968 72-77 Camaro/Firebird LH or RH



N69803



## 1962-74 Chevy II/Nova Interior Armrest Pads

Note: \*1968-74 pads are for OE bases only. Not for replacement style bases.

N69801	62-65	black	LH or RH	rear
N69802	62-65	red	LH or RH	rear
N69803	62-65	lt blue	LH or RH	rear
N69805	62-65	gold	LH or RH	rear
N69806	62-65	aqua	LH or RH	rear
N69817	62-65	lt saddle	LH or RH	rear
N695401	66-67	black	LH or RH	rear
N695201	68-74	black	LH	front
N695101	68-74	black	RH	front





9674364



K74103



K74129



black light blue carmine red camel tan fireborn white dark blue

## 1974-81 Camaro, 1978-81 Firebird Armrest and Door Pull Handle



Correct reproduction arm rest/ door pull assembly for 1974-81 Camaro and 1978-81 Firebird models. These injected molded reproduction assemblies are manufactured to original specifications with correct plastic insert for support and features the correct grain and dimensions for an authentic appearance and fit. Prepackaged in OER® box.

**Note:** Black is available individually or in a pair. All other colors are pair only.

### Individual Armrests

9674365	74-81	black	LH
9674364	74-81	black	RH

### Armrest Pairs

K74101	74-81	black	LH and RH
K74103	74-81	light blue	LH and RH
K74129	74-81	carmine red	LH and RH
K74120	74-81	camel tan	LH and RH
K74121	74-81	fireborn	LH and RH
K74110	74-81	white	LH and RH
K74112	74-81	dark blue	LH and RH




## 1975-79 Nova/X-Body Armrest and Door Pull

Reproduction of the original armrest pad and pull handle for use on 1975-79 Nova, Skylark, Omega and Ventura models. Features correct grain and stitching as original. Available in black only, paint to desired color.

1670165	75-79	Nova/X-Body	LH
1670164	75-79	Nova/X-Body	RH



8769942




black ivy gold ivory white red  
med blue dk blue dk green pearl

## 1968-72 Camaro/Firebird/Nova/Full Size/Chevelle/El Camino Standard 12" Armrest Bases



Reproduction armrest bases for 1968-69 standard Camaro/Firebird, 1968-72 Chevy II/Nova with standard interiors and 1968-70 full size sedan and wagon models, Chevelle, El Camino, Malibu and other GM vehicles with 12" bases. Will install as original and fit all OER® armrest pads. These quality reproductions feature correct grain. Each base is packaged in OER® poly tube with the GM logo.

8769927	68-72	black	LH
8769926	68-72	black	RH
7756009	68-72	ivy gold	LH
7756008	68-72	ivy gold	RH
8769929	68-72	ivory white	LH
8769928	68-72	ivory white	RH
8769935	68-72	red	LH
8769934	68-72	red	RH
8769939	68-72	medium blue	LH
8769938	68-72	medium blue	RH
8769943	68-72	dark blue	LH
8769942	68-72	dark blue	RH
8769945	68-72	dark green	LH
8769944	68-72	dark green	RH
8769947	68-72	pearl	LH
8769946	68-72	pearl	RH



mounts in original bore location using OEM style studs stamped stainless steel



## 1968 GM Stainless Armrest Base Moldings

Reproduction armrest base molding strip installed on 1968 Camaro models with standard interiors. The molding is designed to match the correct configuration of the additional door panel trim moldings. May also be used on 1968 Firebird, 1968 Chevy II/Nova (2 door), 1968 Chevelle/El Camino, 1968 full size (sedan) and other GM vehicles with detachable armrest bases.

**Note:** Replacement armrest bases require drilling for molding application. Sold in pairs only.

K967	68
------	----

# Chevrolet/Pontiac Armrest Bases



## 1968-70 GM 16" Armrest Pads

Reproduction front door armrest pad for 1968-70 Impala and Caprice 2 door and 1968 Malibu sport coupe models. Manufactured with the correct shape and grain as original. Measures 16" in length. Available in black, paint to match. Prepackaged in OER® poly tube.

	1968-70 1968	Impala/Caprice 2 door Malibu sport coupe
766491	68-70	LH
766490	68-70	RH



7755938

## 1968-70 GM 16" Armrest Base

Reproduction front door armrest base for 1968-70 Impala and Caprice 2 door and 1968 Malibu sport coupe models. Manufactured with the correct shape, contours and grain as original. Features a horizontal inlaid strip for the optional polished stainless steel molding. Base measures 16" in length. Available in black, paint to match. Prepackaged in OER® poly tube.

	1968-70 1968	Impala/Caprice 2 door Malibu sport coupe
7755939	68-70	LH
7755938	68-70	RH



Armrest Base  
Moldings

## 1968-70 GM Armrest Moldings

Reproduction armrest base moldings for the 16" armrest bases on 1968-70 Impala/Caprice 2 door models and 1968 Malibu sport coupe models. These polished stainless steel moldings feature the attached retaining clip strips for installation on OER® reproduction armrest bases. Moldings measure 14" in length. Sold as a pair. Prepackaged in OER® polytube.

**Note:** For OER® armrest bases only. May require drilling of bases for installation.

K239	68-70	LH and RH
------	-------	-----------



## 1965-67 Chrome Front Armrest Bases

Superb quality armrest bases used with all standard interiors. Includes a mirror like chrome finish. This reproduction is the finest available.

	1965-67 1967 1966-67 1965-67	Biscayne Camaro/Firebird Chevelle Corvair
K7953	65-67	LH and RH



## 1962-64 Impala SS Front Armrest Bases OER AUTHORIZED

OER® reproduction of the original front door armrest bases used on 1962-64 Impala and SS models. These reproductions are superior to any currently available.

K7949	62-64	LH and RH
-------	-------	-----------



## 1962-67 Chevrolet/Pontiac Front Armrest Bases OER AUTHORIZED

Reproduction of the front armrest bases for 1962-64 Chevrolet Chevy II/Novo, Impala, 1964-67 Chevelle/El Camino and 1964-67 Pontiac GTO/LeMans/Tempel models. Manufactured in injection molded plastic and finished with brilliant chrome-plating as original. Sold in a pair.

N7952	62-64	Chevy II/Novo
N7952	62-64	Impala
N7952	64-67	Chevelle/El Camino
N7952	64-67	GTO, LeMans, Tempest



## 1965-67 Chevrolet/Pontiac Front Armrest Bases OER AUTHORIZED

Reproduction of the front armrest bases for 1965-67 Chevrolet Impala/Caprice and 1965-66 Pontiac Bonneville/Grand Prix models. Manufactured in injection molded plastic and finished with brilliant chrome-plating as original. Sold in a pair.

K7950	65-67	Impala/Caprice
K7950	65-66	Bonneville/Grand Prix

## 1962-67 Chevrolet/Pontiac Rear Armrest Bases OER AUTHORIZED

Reproduction of the rear armrest bases for 1962-64

Chevy II/Novo, 1962-67 Bel Air, 1964-67 Chevelle/El Camino and 1964-67 Pontiac GTO/LeMans/Tempel models. Manufactured in injection molded plastic and finished with brilliant chrome-plating as original. Sold in a pair.

**Note:** Original ashtrays will not work with these armrest bases. Must use ashtray #N1000.

N7954	62-64	Chevy II/Novo
N7954	62-67	Bel Air
N7954	64-67	Chevelle/El Camino
N7954	64-67	GTO, LeMans, Tempest

## 1965-67 Chevy II/Novo Rear Armrest Bases OER AUTHORIZED

Reproduction rear armrest bases for 1965-67 Chevy II/Novo models. Manufactured

in injection molded plastic and finished with brilliant chrome-plating as original. Sold in a pair.

K6682	65-67	
-------	-------	--

## 1968-70 Standard Armrest Base Screws

All the correct screws needed to replace both LH and RH armrest bases for models listed. Includes six screws for a complete replacement.

1968-70	Chevelle, El Camino, Malibu
1968-69	Chevy II/Novo
1968-69	Camaro
1968-69	Bel Air, Biscayne



7768478	68-70	6 per set
---------	-------	-----------

# Chevrolet/GMC Truck Armrest Pads

## 1964-66 Chevrolet/GMC Armrest



Reproduction armrest pads for your 1964-66 pickup, Suburban or panel truck. The original style grain is applied to modern urethane materials for an original fit and appearance using correct OEM colors. Prepackaged in OER® bag with GM Restoration™ logo. Sold individually.



W646601



black red

W646601	64-66	black	LH or RH
W646602	64-66	red	LH or RH

## 1967-71 Chevrolet/GMC Armrest



Reproduction armrest pads for your 1967-71 pickup, Blazer, Jimmy, or Suburban. The original style grain is applied to modern urethane materials for an original fit and appearance using correct OEM colors. Prepackaged in OER® bag with GM Restoration™ logo.



W677102



W677101	67-71	black	LH or RH
W677102	67-71	red	LH or RH
W677108	67-71	blue	LH or RH
W677110	67-71	white	LH or RH
W677113	67-71	green	LH or RH
W677117	67-71	saddle	LH or RH
W677154	67-71	bright red	LH or RH

## 1972 Chevrolet/GMC Armrest Pad



Reproduction armrest pads for your 1972 pickup, Blazer, Jimmy, or Suburban. The original style grain is applied to modern urethane materials for an original fit and appearance using correct OEM colors. Prepackaged in OER® bag with GM Restoration™ logo.



W72113



W72101	72	Chevrolet/GMC	black	LH
W72201	72	Chevrolet/GMC	black	RH
W72102	72	Chevrolet/GMC	dark red	LH
W72202	72	Chevrolet/GMC	dark red	RH
W72108	72	Chevrolet/GMC	blue	LH
W72208	72	Chevrolet/GMC	blue	RH
W72113	72	Chevrolet/GMC	green	LH
W72213	72	Chevrolet/GMC	green	RH
W72117	72	Chevrolet/GMC	saddle	LH
W72217	72	Chevrolet/GMC	saddle	RH

## 1973-76 Chevrolet/GMC Armrest Pad



Reproduction armrest pads for your 1973-76 pickup, Blazer, Jimmy, or Suburban. The original style grain is applied to modern urethane materials for an original fit and appearance using correct OEM colors. Prepackaged in OER® bag with GM Restoration™ logo.



W737615




W737601	73-76	black	LH or RH
W737602	73-76	red	LH or RH
W737603	73-76	light blue	LH or RH
W737612	73-76	dark blue	LH or RH
W737617	73-76	light saddle	LH or RH
W737618	73-76	dark saddle	LH or RH
W737615	73-76	maroon	LH or RH
W737627	73-76	gray	LH or RH

## 1977-80 Chevrolet/GMC Armrest Pads



Reproduction armrest pads for your 1977-80 pickup, Blazer, Jimmy, or Suburban. The original style grain is applied to modern urethane materials for an original fit and appearance using correct OEM colors. Sold individually.



W778012



W778001	77-80	black	LH or RH
W778002	77-80	red	LH or RH
W778003	77-80	light blue	LH or RH
W778012	77-80	dark blue	LH or RH
W778017	77-80	light saddle	LH or RH
W778018	77-80	dark saddle	LH or RH
W778015	77-80	maroon	LH or RH
W778027	77-80	gray	LH or RH

## 1981-91 Chevrolet/GMC Armrest Pad



Reproduction armrest pads for your 1981-87 pickup and 1981-91 Blazer, Jimmy, or Suburban. The original style grain is applied to modern urethane materials for an original fit and appearance using correct OEM colors. Prepackaged in OER® bag with GM Restoration™ logo.



W819218



W819101	81-91	Chevrolet/GMC	black	LH
W8191201	81-91	Chevrolet/GMC	black	RH
W8191102	81-91	Chevrolet/GMC	red	LH
W8191202	81-91	Chevrolet/GMC	red	RH
W8191112	81-91	Chevrolet/GMC	dark blue	LH
W8191212	81-91	Chevrolet/GMC	dark blue	RH
W8191117	81-91	Chevrolet/GMC	light saddle	LH
W8191217	81-91	Chevrolet/GMC	light saddle	RH
W8191118	81-91	Chevrolet/GMC	dark saddle	LH
W8191218	81-91	Chevrolet/GMC	dark saddle	RH
W8191115	81-91	Chevrolet/GMC	maroon	LH
W8191215	81-91	Chevrolet/GMC	maroon	RH
W8191127	81-91	Chevrolet/GMC	gray	LH
W8191227	81-91	Chevrolet/GMC	gray	RH

## GM Inner Door Handles



**GM** Restoration Parts

### 1949-65 GM Inner Door Handle

OER® die-cast reproduction of the inner door handle for 1949-65 models. Each handle comes in OER® packaging.

1949-52 *Passenger Cars (exc. wagons)*  
 1953-57 *Passenger Cars*  
 1958 *full size (exc. Impala)*  
 1959 *full size (exc. Sport models)*  
 1960 *full size (exc. Fleet, Impala & Nomad)*  
 1961-64 *Biscayne & Brookwood*  
 1964-65 *El Camino (exc. Custom)*  
 1963-65 *Chevy II/Novo (standard interior)*  
 1963-64 *Chevelle (standard interior)*  
 1965 *Chevelle (deluxe interior)*

3764017 49-65 LH or RH



### 1960-67 Chevrolet Full Size Passenger Car Inner Door Handle

Reproduction inner door handles for various 1960-67 GM models. Die cast and chrome-plated with engraved details for an authentic appearance. Sold in pairs. Prepackaged on OER® header card.

1960-61 *Nomad*  
 1960-67 *Impala*  
 1965-67 *Caprice*

K146 60-67 LH and RH



### 1961-64 GM Inner Door Handle

Reproduction chrome inner door handle for 1961-64 Bel Air models and Parkwood wagons, 1962-63 Chevy II models, 1964 Chevy II models with deluxe interior and 1964 Malibu models. Includes retaining clip.

475352 61-64 LH or RH



### 1965-67 GM Inner Door Handle

OER® die-cast reproduction inner door handle for 1965-67 Biscayne and Bel Air, 1965-67 Chevy II/Novo, 1965-67 Chevelle, 1967 Camaro/Firebird.

4468414 65-67 LH or RH



### 1967 Camaro/Firebird Deluxe Inner Door Handles

**GM** Restoration Parts

Reproduction inner deluxe door handles for all 1967 Camaro and Firebird models with Deluxe interiors. This item is reproduced exactly as original and features bright triple chrome-plating for an authentic original appearance. Attachment screws not included.

7712036 67 LH  
 7712035 67 RH



### 1968-69 Camaro/Firebird Deluxe Inner Door Handles **ALB** AUTHORIZED

Reproduction inner door handles for 1968-69 Camaro and Firebird models with Deluxe molded door panels. Manufactured to original specifications with correct bright chrome finish for an original appearance. Attachment screws are included. Handles are available separately or as complete assemblies with mechanisms installed. Sold in pairs.

1968-69 Camaro 1968-69 Firebird

K60089 68-69 LH and RH

### 1968-69 F-Body Deluxe Inner Door Handle Screw



Original style interior door handle screw for 1968-69 Camaro and Firebird models deluxe interior door handles. These zinc-plated screws attach the inner door handle to the door handle mechanism. 2 required per handle, 4 required per car. Sold individually. Prepackaged in OER® polytube.

E273 68-69 F-Body



**ALB** AUTHORIZED

### 1968-74 GM Inner Door Handle

Reproduction inner door handles for various 1968-74 models. Die cast and chrome plated as original. For LH or RH application. Sold individually, 2 required. Prepackaged on OER® header card.

1968-70 *full size (taxi models)*  
 1968-72 *Chevelle*  
 1968-74 *Chevy II/Novo*

7743519 68-74 LH or RH



7743521

7743520

### 1968-74 GM Deluxe Inner Door Handle

Reproduction inner door handles for various 1968-74 models. Die-cast then chrome-plated for an authentic original appearance. Comes prepackaged with OER® header card.

1968-70 *Biscayne, Bel-Air, Impala and Caprice*  
 1968-69 *Camaro*  
 1968-72 *Chevelle*  
 1968-74 *Chevy II/Novo*

7743521 68-74 LH

7743520 68-74 RH

# GM Inner Door Handles



## 1968-72 GM Door Handle

### Mechanism Restoration Parts

Reproduction door handle mechanisms for various 1968-72 models. Manufactured using OE materials to factory specs for an exact replica of the original and smooth operation. Officially Licensed GM Restoration Parts™ product. Sold as a pair.

- 1968-69 Camaro with standard interior
- 1968 Chevelle (exc. Malibu, Concours and SS)
- 1968-70 Bel Air, Biscayne
- 1969-70 Brookwood, Townsman
- 1969-70 Chevelle
- 1971-72 Chevelle hardtop
- 1968-69 Firebird with standard interior
- 1968 Pontiac Tempest with standard interior
- 1968 Executive
- 1968 Pontiac Galatia coupe or conv. w/buckets
- 1969 Pontiac (exc. Bonneville, Grand Prix)
- 1971-72 Pontiac LeMans (exc. luxury pkg)

K526 68-72 LH and RH

## 1970-74 Chevrolet/Pontiac Deluxe Interior Inner Door Handles

These correct die-cast reproduction inner door handles are manufactured to exact specifications for an original appearance and correct fit. Handles are available with or without the black plastic escutcheons. Fits 1970-74 Camaro and Firebird models, 1970 Bonneville and 1970-72 Grand Prix. **Handles (With Black Escutcheon)**



9836342

9836343 70-74 LH

9836342 70-74 RH

### Handles (Without Black Escutcheon)

9825239 70-74 LH

9825238 70-74 RH

### Black Escutcheons - Deluxe Interior

K486 70-74 pair

## 1975-82 GM Inner Door Handle

Reproduction inner door handle assemblies for various GM models. Manufactured to original specifications for an authentic replacement. AUTHORIZED

- 1975-81 Camaro
- 1975-79 Nova
- 1975-81 Firebird
- 1978-82 Corvette

K361 75-82 LH

K362 75-82 RH



1713927



16606216

## 1977-96 Chevrolet Passenger Car Inner Door Handle AUTHORIZED

Reproduction inner door handle for 1977-96 full size Chevrolet models. Fits both front and rear applications.

1713927 77-90 LH

1713926 77-90 RH

16606217 91-96 LH

16606216 91-96 RH



## 1967 GM Inner Door Handle

OER® die-cast reproduction inner door handle for 1967 pickup and Suburban.

4468414 67 LH or RH



AUTHORIZED

## 1968-72 GM Inner Door Handle

Reproduction inner door handles for various 1968-72 models. Die-cast and chrome-plated as original. For LH or RH application. Sold individually, 2 required. Prepackaged on OER® header card.

- 1968-72 Chevrolet/GMC pickup
- 1968-72 Blazer/Jimmy
- 1968-72 Suburban

7743519 68-74 LH or RH



## 1982-92 Camaro/Firebird Inner Door Handles AUTHORIZED

Reproduction inner door handle for 1982-92 Camaro and Firebird models. Fits both LH and RH sides. Sold individually. Prepackaged in OER® poly tube.

20220728 82-92 LH or RH



770643



770644

AUTHORIZED

## 1977-80 Chevrolet/GMC Inner Door Handles

Reproduction inner door handle for 1977-80 pickup, Blazer, Jimmy and Suburban models. Manufactured to factory specifications and designed to install and function as original. Fits both front and rear doors.

770643 77-80 LH

770644 77-80 RH



AUTHORIZED

## 1947-66 GM Truck Inner Door Handle

Reproduction inner door handle for 1947-66 pickup models. These chrome handles are designed to fit both LH or RH doors. Includes mounting screw.

CX1035 47-66 LH or RH

# GM Inner Door Handles



15597654

15597653

**OER AUTHORIZED**

## 1981-91 Chevrolet/GMC Inner Door Handles

Reproduction inner door handle for 1981-91 pickup, Blazer, Jimmy and Suburban models. Manufactured to factory specifications and designed to install and function as original. Fits front doors only.

15597653	81-91	Chevrolet/GMC	LH
15597654	81-91	Chevrolet/GMC	RH



22071935



22086873

## 1988-94 Inner Door Handles **OER AUTHORIZED**

Reproduction inner door handle designed to replace the inner door handle for 1988-89 Chevrolet and GMC pickups, 1990-94 pickups and 1992-94 Suburban, Blazer, Jimmy and Yukon models.

### 1988-89 C/K Trucks

22071935	88-89	LH
22071936	88-89	RH

### 1990-94 C/K Trucks

22086873	90-94	LH
22086874	90-94	RH

### 1992-94 Suburban, Blazer, Jimmy, Yukon

22086873	92-94	LH
22086874	92-94	RH



15760298

15760297

## 1999-07 Inner Door Handle **OER AUTHORIZED**

Reproduction inner door handles for various 1999-07 Silverado/Sierra/Escalade/Denali models. Available in black or chrome finish.

### With Black Lever

15760297	99-07	LH	black
15760298	99-07	RH	black
10358997	99-07	LH	chrome
10358998	99-07	RH	chrome



15708043 (with black handle)

15708043CH (with chrome handle)



gray

blue

beige

red

brown

chrome

## 1995-02 GM Truck Inner Door Handle

**OER AUTHORIZED**

Reproduction inner door handles for 1995-02 GM pickups and 1995-00 Suburban, Tahoe, Yukon and Escalade models. Choice of original GM colors and available with either black or chrome lever.

### With Black Lever

15708043	95-02	GM truck	LH	gray
15708044	95-02	GM truck	RH	gray
15708045	95-02	GM truck	LH	blue
15708046	95-02	GM truck	RH	blue
15708047	95-02	GM truck	LH	beige
15708048	95-02	GM truck	RH	beige
15708049	95-02	GM truck	LH	red
15708050	95-02	GM truck	RH	red
15708051	95-02	GM truck	LH	brown
15708052	95-02	GM truck	RH	brown

### With Chrome Lever

15708043CH	95-02	GM truck	LH	gray
15708044CH	95-02	GM truck	RH	gray
15708045CH	95-02	GM truck	LH	blue
15708046CH	95-02	GM truck	RH	blue
15708047CH	95-02	GM truck	LH	beige
15708048CH	95-02	GM truck	RH	beige
15708049CH	95-02	GM truck	LH	red
15708050CH	95-02	GM truck	RH	red
15708051CH	95-02	GM truck	LH	brown
15708052CH	95-02	GM truck	RH	brown
748569	95-02	GM truck	LH	chrome
748570	95-02	GM truck	RH	chrome


# GM Inner Door/Vent Window Handles



15708067 (with lock hole)



15708081 (without lock hole)



**OER AUTHORIZED**

## 1995-02 Inner Door Handle Bezel

Reproduction inner door handles for 1995-02 GM pickups and 1995-00 Suburban, Tahoe, Yukon and Escalade models. Choice of original GM colors. Available with lock hole (for power door locks) or without lock hole (for manual door locks).

### With Lock Hole - Power Locks

15708065	95-02	LH	gray
15708066	95-02	RH	gray
15708067	95-02	LH	blue
15708068	95-02	RH	blue
15708069	95-02	LH	beige
15708070	95-02	RH	beige
15708071	95-02	LH	red
15708072	95-02	RH	red
15708073	95-02	LH	brown
15708074	95-02	RH	brown
748571	95-02	LH	chrome
748572	95-02	RH	chrome

### Without Lock Hole - Manual Locks

15708079	95-02	LH	gray
15708080	95-02	RH	gray
15708081	95-02	LH	blue
15708082	95-02	RH	blue
15708083	95-02	LH	beige
15708084	95-02	RH	beige
15708085	95-02	LH	red
15708086	95-02	RH	red
15708087	95-02	LH	brown
15708088	95-02	RH	brown
748573	95-02	LH	chrome
748574	95-02	RH	chrome



## 1967 F-Body Vent Window Handles

Reproduction chrome vent window handles for all 1967 Camaro and Firebird models to replace your pitted or damaged originals. Set includes: left and right vent window handles and 2 roll pins for installation.

KW100 67 LH and RH

## 1967-79 Vent Window Handle Washers

This is the correct spacer used to keep the vent glass handle from making contact with the vent glass. This will keep the glass from getting damaged or scratched. Correct replacement inner and outer plastic washer for the vent window opening handle. Prepackaged in OER® poly tube.

1967 Camaro 1966-67 Chevelle  
1967 Firebird 1973-79 GM truck

9708138 67-79



## 1962-67 Vent Window Handles

OER® reproduction vent window handles for 1962-67 Chevy II/Novra and 1965-67 Chevelle models. These handles are die-cast with chrome-plating and includes: 2 handles, 2 spring washers, 2 o-rings and 2 roll pins for a complete replacement. Sold as a pair. Prepackaged in OER® box.

1962-67 Chevy II/Novra  
1964-65 Chevelle  
1966-67 Chevelle exc. Sport models

K8020 62-67



## Interior Door Handle/Window Crank Removal Tool for GM Vehicles

Handy tool for the removal of all clip type window cranks and inner door handles. Can be used for most GM vehicles from 1964-81.

T16000



CX1521

## 1955-59 GM Truck Vent Window Handles

Reproduction vent window handles for late (2nd design) 1955 through 1959 model trucks. Includes washer and roll pin.

CX1520 55-59 LH  
CX1521 55-59 RH



## 1968-72 Chevrolet/GMC Truck Vent Window Handles

Reproduction chrome vent window handles for all 1968-72 Chevrolet and GMC truck models to replace your pitted or damaged originals. Set include 1 window handle and installation hardware.

CX1524 68-72 LH  
CX1525 68-72 RH



## 1980-91 Chevrolet/GMC Truck Vent Window Handle

Reproduction of the vent window handle for various 1980-91 Chevrolet and GMC truck models. Manufactured with bright chrome finish, these handles include all the necessary hardware for a complete replacement. Prepackaged in OER® box.

1980-86 CK 1987-91 RV

15617125 80-91 LH  
15617126 80-91 RH

# GM Inner Window Handles



## 1947-66 Chevrolet/GMC Truck Window Crank Handle

Reproduction of the window crank handle for all 1947-66 Chevrolet and GMC truck models. Manufactured with a black knob and bright chrome finish as original.

CX1505 47-66



## 1953-64 Chevrolet Window Handle

Reproduction window crank for various 1953-64 Chevrolet models. Die-cast, chrome-plated and features a black knob for an authentic appearance. Can be used for front or rear window. Sold individually.

1953-57 150  
1958 DeMay  
1959 Biscayne and Bel Air  
1960 Biscayne, Fleet and Bel Air  
1961 Biscayne and Fleet  
1962-64 Biscayne  
1963-64 Chevy II  
1963-64 Chevelle (standard interior)

4619388 53-64



## 1953-64 Chevrolet Vent Window Handle

Reproduction vent window crank for various low optioned 1953-64 Chevrolet models. Die-cast, chrome-plated and features a black knob for an authentic appearance. Sold individually.

1953-57 150  
1958 DeMay  
1959 Biscayne and Bel Air  
1960 Biscayne, Fleet and Bel Air  
1961 Biscayne and Fleet  
1962-64 Biscayne

4619386 53-64



## 1953-60 Chevrolet Window Handle

Reproduction window crank for various 1953-60 Chevrolet models. Die-cast, chrome plated and features a black knob with chrome insert for an authentic appearance. Can be used for front or rear window. Sold individually.

1953-57 Bel Air and 210  
1958 Biscayne,  
1958 Bel Air,  
1958 Brookwood and Nomad  
1959-60 Impala and Nomad

4619387 53-60

## 1953-60 Chevrolet Vent Window Handle

Reproduction vent window crank for various 1953-60 Chevrolet models. Die-cast, chrome-plated and features a black knob with chrome insert for an authentic appearance. Sold individually.

1953-57 Bel Air and 210  
1958 Biscayne, Bel Air, Brookwood and Nomad  
1959-60 Impala and Nomad

4619385 53-60



## 1955-64 Chrome Window Handles

Reproduction all chrome window crank handles for 1955-64 Chevrolet car models. Includes attaching clip.

748709 55-64 door window  
748710 55-64 vent window



4753531

Concave Knob



4775786

Convex Knob

## 1961-64 GM Window & Vent Handle

Reproduction window and vent window handle for 1961-64 Impala/full size and 1963-64 Corvette. Die-cast and chrome-plated with chrome knob as original. For LH or RH application. Sold individually.

1961-64 Impala 1963-64 Corvette

### Chrome Concave Knob

4753531 61-64 door window  
4775786 61-64 vent window

### Chrome Convex Knob

748717 61-64 door window  
748718 61-64 vent window

### Black Concave Knob

748721 61-64 door window  
748722 61-64 vent window

### Black Convex Knob

748719 61-64 door window  
748720 61-64 vent window



4807924



4807923

## 1961-64 Chevrolet Window and Vent Handle

Reproduction window and vent window crank handles for various 1961-64 Chevrolet models. Die-cast and chrome-plated with black knob as original. For LH or RH application. Prepackaged on OER® header card.

1961-63 Bel Air and Impala  
1964 Bel Air, Impala and Super Sport  
1963-64 Chevy II/Novo  
1963-64 Malibu

4807924 61-64 vent window LH or RH  
4807923 61-64 door window LH or RH



# GM Inner Window Handles



4775786



B1731



4753531



14036



14036



B1731



748724

## 1965-64 Corvette Window and Vent Handle



Reproduction window and vent window handle for 1965-64 Corvette. Die-cast and chrome-plated with chrome knob as original. For LH or RH application. Sold individually. Prepackaged on OER® header card.

4775786	63-64	vent window LH/RH
---------	-------	-------------------

4753531	63-64	door window LH/RH
---------	-------	-------------------

## 1967 Chevrolet Full Size Passenger Car Window and Vent Handle



Reproduction window and vent window crank handles for 1967 Chevrolet full size passenger car, Chevrolet/GMC truck and Corvette models. Manufactured as original with a chrome finish, swirl pattern and black knob. Sold individually.

B1731	67	vent window LH or RH
-------	----	----------------------

14036	67	door window LH or RH
-------	----	----------------------

## OER AUTHORIZED 1967 Chevrolet Full Size Passenger Car Window and Vent Handle

Reproduction window and vent window crank handles for 1967 Chevrolet full size passenger car, Chevrolet/GMC truck and Corvette models. Manufactured as original with a chrome finish, swirl pattern and black knob. Sold individually.

### Chrome with Black Knob

14036	67	door window
-------	----	-------------

B1731	67	vent window
-------	----	-------------

### Chrome with Clear Knob

748724	67	door window
--------	----	-------------



4468651



748715



Concave Knob



4468653



748716



Convex Knob



K037597



K348200



748723

## 1965-66 Chevrolet Window and Vent Handle



Reproduction window and vent window crank handles for various 1965-66 Chevrolet models. Die-cast and chrome-plated with chrome or black knob as original. Handles available with convex or concave knob. For LH or RH application. Sold individually.

1965-66	Impala	1965-66	Chevelle with deluxe
---------	--------	---------	----------------------

1965-66	Corvette	1965-66	Chevelle with deluxe
---------	----------	---------	----------------------

### Chrome Concave Knob

748711	65-66	door window
--------	-------	-------------

748712	65-66	vent window
--------	-------	-------------

### Chrome Convex Knob

4468651	65-66	door window
---------	-------	-------------

4468653	65-66	vent window
---------	-------	-------------

### Black Concave Knob

748715	65-66	door window
--------	-------	-------------

748716	65-66	vent window
--------	-------	-------------

### Black Convex Knob

748713	65-66	door window
--------	-------	-------------

748714	65-66	vent window
--------	-------	-------------

## 1967-90 GM Standard Door Window Handle

Reproduction window crank handles for various 1967-90 models. Die-cast and chrome-plated and available with black or clear knob as original. Includes clip. For LH or RH application. Prepackaged on OER® header card.

1967-81	Camaro with standard interior
---------	-------------------------------

1967-81	Ford with standard interior
---------	-----------------------------

1968-90	Impala/full size passenger car models
---------	---------------------------------------

1965-79	Chevy II/Novo
---------	---------------

1967-72	Chevelle
---------	----------

K037597	67-90	with clear knob
---------	-------	-----------------

K348200	67-90	with black knob
---------	-------	-----------------

748723	67-90	all black
--------	-------	-----------

# GM Inner Window Handles



K037597



K348200

## 1967-90 GM Standard Door Window Handle

Reproduction window crank handles for various 1967-90 models. Die-cast and chrome-plated and available with black or clear knob as original. Includes clip. For LH or RH application. Prepackaged on OER® header card.

- 1967-81 Camaro with standard interior
- 1967-81 Firebird with standard interior
- 1968-90 Impala/full size passenger car models
- 1965-79 Chevy II/Novo
- 1967-72 Chevelle

K037597	67-90	with clear knob
K348200	67-90	with black knob



20037597



20348200

## 1967-69 Camaro/Firebird Deluxe Window Handle

Reproduction window crank handles for 1967-69 Camaro and Firebird models with Deluxe interior. Die-cast and chrome-plated and available with black or clear knob. Includes clip. For LH or RH application, sold individually. Prepackaged on OER® header card.

- 1967-69 Camaro with deluxe interior
- 1967-69 Firebird with deluxe interior

20037597	67-69	with clear knob
20348200	67-69	with black knob



**OER AUTHORIZED**

## 1977-80 Chevrolet/GMC Truck Window Crank Handle

Reproduction window crank handle for 1977-80 Chevrolet and GMC truck models. Features correct black color with silver accents as original. Prepackaged in OER® poly tube.

458030 77-80



**OER AUTHORIZED**

## 1982-92 Camaro/Firebird Window Crank Handle

Reproduction window crank handle for 1982-92 Camaro and Firebird models. Includes mounting clip. Prepackaged in OER® poly tube.

KW0001 82-92



## 1981-94 Chevrolet/GMC Truck Window Crank

**OER AUTHORIZED**

Reproduction window crank handle for 1981-94 Chevrolet and GMC truck models. Manufactured with bright chrome finish and black knob with a silver center as original. Prepackaged in OER® box.

- 1981-86 pickup (old style)
- 1990-94 pickup (new style)
- 1982-94 Suburban, Crew Cab (front or rear)
- 1983-94 full size Blazer/Jimmy (front only)
- 1982-94 S10, S15 (all)

14030586 81-94



15588093

15692241

## 1985-05 GM Truck/SUV Window Crank

OER® Authorized reproduction window crank handle for the various GM truck models listed. Features a gloss or flat black finish as original.

### Gloss Finish

- 1988-89 Chevrolet C/K
- 1988-89 GMC C/K
- 1985-94 Chevrolet S10
- 1985-94 Chevrolet S10 Blazer
- 1985-05 Chevrolet Astro van
- 1985-05 GMC Safari van
- 1991 GMC Cyclone
- 1992-93 GMC Typhoon
- 1991-94 Oldsmobile Bravada
- 1985-90 GMC S15
- 1985-91 GMC S15 Jimmy

### Flat Finish

- 1995-02 Chevrolet C/K (Ft)
- 1995-02 GMC C/K (front)
- 1995-02 Chevrolet C/K
- Crew Cab (rear)
- Crew Cab (rear)
- 1995-00 Suburban
- (front or rear)
- 1995-00 Tahoe/Yukon
- (front or rear)
- 1999-00 Cadillac Escalade

15588093	85-05	fin gloss
15692241	95-02	flat finish

## 1955-87 GM Window Crank Handle Spring

Reproduction window crank handle spring for most 1955-87 GM models. This spring mounts between the window regulator and door panel. Designed and manufactured to factory specifications for authenticity. Sold individually.



4078002 55-87

## 1947-81 GM Window Handle Plastic Washer Plates

Reproduction window handle washer plate for most 1947-81 GM models without power windows. Manufactured in plastic as original, this plate prevents the window crank handle from damaging the door panel when the handle is turned.



20393850 47-81

## 1947-92 GM Interior Handle "C" Clip

**OER AUTHORIZED**

Reproduction door and window crank handle C-clip retainer for various GM models. Designed to secure the door handle or window crank handle onto the door mechanism or window regulator shaft. Prepackaged in OER® poly tube.



- 1967-92 Camaro
- 1967-92 Firebird
- 1958-87 Impala/Caprice
- 1968-74 Nova
- 1955-57 Tri-five
- 1947-76 Truck

A9886 47-92

# Reproduction GM Kick Panels

**GM** Restoration Parts



K484

8729022

## 1967-69 Camaro/Firebird Inner Kick Panels

OER® reproduction of the original kick panels for 1967-69 Camaro and Firebird. Inner kick panels are manufactured to original factory specifications and include the fresh air vent grills, inner vent flap door and the vent door lever and knob. We are offering the kick panels for models with or without air conditioning. Available in black only (paint as required). Prepackaged in OER® box featuring the GM Restoration Parts™ logo.

7664685	67-68	Camaro	LH	with AC
7664684	67-68	Camaro	RH	with AC
K485	67-68	Camaro	LH	without AC
K484	67-68	Camaro	RH	without AC
8729023	69	Camaro	LH	with AC
8729022	69	Camaro	RH	with AC
8752667	69	Camaro	LH	without AC
8752666	69	Camaro	RH	without AC
7664685	67-68	Firebird	LH	with AC
7664684	67-68	Firebird	RH	with AC
K485	67-69	Firebird	LH	without AC
K484	67-69	Firebird	RH	without AC
8729023	69	Firebird	LH	with AC
8729022	69	Firebird	RH	with AC



9816747

9816746

## 1970-81 Camaro/Firebird Kick Panels

**GM** Restoration Parts

Reproduction kick panels for 1970-81 Camaro/Firebird models. Manufactured to original factory specifications. Available in black only (paint as required). Prepackaged in OER® box featuring the GM Restoration Parts™ logo.

9816729	70-81	Camaro/Firebird	LH	without AC
9816728	70-81	Camaro/Firebird	RH	without AC
9816747	70-81	Camaro/Firebird	LH	with AC
9816746	70-81	Camaro/Firebird	RH	with AC



4476645

4476646

## 1965-67 Chevy II/Nova Kick Panels

Reproduction kick panels for 1965-67 Chevrolet Chevy II/Nova models. This OER® reproduction is manufactured to original factory specifications.

### 1965-67 Chevy II/Nova Kick Panels

4476646	65-67	Chevy II/Nova	LH	black
4476645	65-67	Chevy II/Nova	RH	black



9614815

9614814

9882391

9882390

## 1969-79 Nova/X-Body Kick Panels

Reproduction kick panels for 1969-79 Chevrolet Nova, Pontiac Ventura, Buick Skylark and Oldsmobile Omega without factory air conditioning.

*Note: 1969 models for use with or without AC.*

### 1969-79 Nova/X-Body Kick Panels

9614815	69	Nova	LH	black - with or w/o AC
9614814	69	Nova	RH	black - with or w/o AC
9614815	70-79	X-Body	LH	black - without AC
9614814	70-79	X-Body	RH	black - without AC
9882391	70-79	Nova	LH	black - with AC
9882390	70-79	Nova	RH	black - with AC

# GM Kick Panel Components



3895954

3940283

331910



## 1967-81 GM Kick Panel Vacuum Actuator Cover

Reproduction of the original vacuum actuator cover for 1967-81 F-Body and 1970-79 X-Body models with factory air conditioning. This cover mounts to the side of the kick panel and covers the area where the vacuum actuator is mounted. Prepackaged in OER® poly tubing featuring the GM Restoration Parts™ logo.

### 1967-81 Camaro/Firebird

3895954	67-68	with AC
3940283	69	with AC
3967980	70-81	with AC

### 1970-79 X-Body

331910	70-79	with AC
--------	-------	---------



3895927 - side view



3895927 - back view



3967981 - front view



3967981 - back view

## 1967-81 Camaro/Firebird Kick Panel Vent Vacuum Actuator

Reproduction of the vacuum actuator canister and mounting bracket for 1967-81 Camaro and Firebird models with factory air conditioning. The actuator is required to allow the kick panel vent unit to open and close allowing circulation to the floor. Prepackaged in OER® poly tubing featuring the GM Restoration Parts™ logo.

3895927	67-69	Camaro/Firebird
3967981	70-81	Camaro/Firebird



K4012

## 1965-81 GM Kick Panel Cable and Housing

OER® reproduction of the kick panel cables and housings will replace the non-working or missing original. Each housing is designed to install in non-air conditioned models only and will not fit AC kick panels. 1965-68 models only require 2 cables and the 1969-81 models require 4 cables. Packaged in OER® poly tube bag.

### 1965-74 Chevy II/Nova without AC

K4008	65-67	2 cables
K4007	68-74	2 cables

### 1967-81 Camaro/Firebird without AC

K4006	67-68	2 cables
K4012	69	4 cables
K4011	70-81	4 cables



## 1969 F-Body Kick Panel Cable and Housing with AC

OER® reproduction of the original kick panel cable and housing will replace the non-working or missing original. Each housing is designed to install in air conditioned models only and will not fit non-AC kick panels. Cable lengths for LH and RH are different. Sold in pairs.

3949800	69	Camaro/Firebird
---------	----	-----------------

## 1965-81 Chevrolet/Pontiac Air Flow Control Cable

Reproduction of the air flow control cable with housing and chrome knob for use on the models listed below:

1965	Chevy II/Nova, LH	1980-81	Camaro
1965-66	full size Chevrolet, LH/RH	1968	Pontiac A-Body, LH/RH
1969-70	full size Chevrolet with AC, LH	1969-70	Pontiac B-Body without AC, LH/RH
1969-70	Chevelle Sp4 and Conv	1969-72	Pontiac A & G-Body w/o AC, LH/RH
1969-70	Camaro without AC, LH	1972-75	Firebird without AC, LH/RH
1971-75	Camaro without AC, LH/RH	1976-81	Firebird
1976-79	Camaro without AC		

8756278	65-81	Chevrolet/Pontiac
---------	-------	-------------------

# GM Kick Panel Components



## 1967-69 F-Body Kick Panel AC Actuator Cover Screws

Replacement kick panel AC actuator cover screw set for 1967-69 Camaro models with air conditioning. Set of 4 screws is for passenger side only. Prepackaged in OER® poly tube.

A9600157 67-69 set of 4



## 1967-69 F-Body AC Actuator Screws

Reproduction screws to mount the AC actuator behind the passenger side kick panel on 1967-69 Camaro and Firebird models with air conditioning. The actuator is required to allow the kick panel vent unit to open and close allowing circulation to the floor. Prepackaged in an OER® poly tube.

A9600173 67-69 F-Body

## 1968-81 GM Kick Panel Cable Clip

This reproduction replaces the retainer clip where the vent operating cable attaches to the kick panel. Fits all 1968-81 Camaro, Firebird, Impala/full size, and 1968-79 Nova models. Prepackaged in an OER® poly bag.



7783546 68-81 GM


## 1958-72 GM Kick Panel Speaker Grills

These speaker grills are for 1967-69 F-Body, 1963-72 Nova and 1958-63 B-Body kick panels. Each speaker grill is an exact duplicate of the original factory offered grill. The interior will remain original in appearance when these high-quality speaker grills are installed.

1958-63 Chevrolet full size  
1963-72 Chevy II/Nova  
1967-69 Camaro/Firebird



HC27 58-72 GM



## 1967-69 F-Body Kick Panel Insulation

Reproduction insulation for the side kick panels on 1967-69 Camaro and Firebird models. Die-cut from quality jute padding as original. Sold as a pair. Prepackaged in OER® poly tube. Made in USA!


F270 67-69 Camaro/Firebird



## 1968-72 Chevelle Kick Panel Insulation

OER® reproduction kick panel insulation for 1968-72 Chevelle models. These panels are die cut from thick jute insulation. Sold in pairs.

K642 68-72 Chevelle



K435

## 1955-81 Rear Seat Shelf Insulation

Reduce road noise, exhaust noise, heat and fumes in the passenger compartment by replacing or adding jute padding insulation beneath the package tray. Die-cut from quality jute padding to fit the specific vehicles listed, these insulation pads are an inexpensive way to provide a more comfortable atmosphere while driving. Prepackaged in OER® poly tube. Made in USA!



### 1955-57 Chevrolet

TF125059	55-57	2 door hardtop
TF125060	67-69	2 and 4 door sedan
TF125061	70-81	4 door hardtop

### 1967-81 Camaro

K435	67-69
K436	70-81

### 1962-72 Chevy II/Nova

RS162	62-65
RS166	66-67
RS168	68-73
RS169	74

### 1958-72 Full Size Chevrolet

P435	58	2 and 4 door hardtop
P436	59-60	Impala 2 door hardtop
P437	61	Impala 2 door hardtop
P438	62-64	Impala 2 door hardtop
P439	64	4 door hardtop
P440	65-66	Impala 2 door hardtop
P447	65-66	all 2 and 4 door sedan
P441	66-67	Caprice 2 door hardtop
P442	67-68	Impala coupe
P443	67-68	Impala fastback
P445	67-68	all 2 and 4 door sedan
P446	72	Impala 2 door hardtop





## 1955-63 Sun Visor Support Brackets

Each die-cast sun visor bracket is manufactured exactly as original. Finished in high-quality polished chrome-plating for the ultimate in appearance and functionality. Prepackaged in OER® chipboard box.

**Note:** 1955-58 models for use with sedan and hardtop models only. 1959 models not cosmetically correct, but will fit and function as original. Not for use on convertibles.

### Chevrolet Passenger Car

4650306 55-57 exc. convertible

### Full Size and Sedan

4650306 58 exc. convertible

748563 59-63 hardtop/sedan

### El Camino

748563 59-60 El Camino

## 1967-69 F-Body Sun Visor Support

Sun visor supports for 1967-69 Camaro and Firebird coupe models. This reproduction is manufactured with brightly polished chrome and can be installed on either LH or RH sides. OER® sun visor supports include 4 mounting screws per support.

**Note:** The OER® application will work on both sides without modifications.

7790753 67-69 coupe

## 1970-78 GM Sun Visor Supports

This reproduction sun visor supports are designed to replace the originals on 1970-78 Camaro and Firebird models, 1974-78 Nova, Skylark, Omega and Ventura models. Can be installed on either LH or RH side. 2 required per vehicle.

### Camaro/Firebird

20057366 70-78 2 required

### Nova/GM X-Body

20057366 74-78 2 required

## 1982-92 F-Body Sun Visor Supports

This reproduction sun visor supports are designed to replace the originals on 1982-92 Camaro and Firebird models.

Avaliable for models with or without T-Tops. Can be installed on either LH or RH side. 2 required per vehicle.

20424243 82-92 with T-Tops

20370436 82-92 without T-Tops



## 1965-81 GM Sun Visor Screws

Set includes the correct 3 reproduction screws to mount the sun visor support and the 1 tension screw for the sun visor. Designed to function on reproduction or original sun visor brackets.

1965-81 Impala/full size Chevrolet

1967-69 Camaro/Firebird

1965-73 Chevy II/Nova

C1120 65-81 4 piece

C1121 65-81 tension screw only a



## 1967-69 Camaro/Firebird Sun Visor Nylon Tip and Bushing Set

Replace your old sun visor tips with these excellent quality reproductions! Set includes: 2 rubber sun visor tips and 2 plastic sleeves. Prepackaged set includes OER® header card.

K624 67-69



## 1967-69 F-Body Inner Rear Lower Headliner Trim Metal

Restoration Parts

Reproduction inner rear corner metal trim used with all 1967-69 Camaro and Firebird models. Produced in steel and formed to fit exactly as original. Located in rear inner corner section where the seat shell and headliner meet. (paint as desired).

K4351 67-69



## 1968-72 Chevelle/Nova/Impala Headliner Bow Support Clip Set

Originally used for 1968-72 models, these clips are essential for keeping headliner bows in the correct location on sedans. Each vehicle requires 6 clips. Sold in sets of 6. Prepackaged with OER® header card.

1968-72 Nova

1968-72 Chevelle - Sedan, Sport Coupe

1969-70 Passenger - Sedan, Sport Coupe

K563 68-72 6 piece



## 1967-74 F-Body Headliner Bow Clips

OER® reproduction headliner clip sets for 1967-74 F-Body models. These clips are injection molded nylon as original. Sold in sets of 4 for 1967-69 models and sets of 16 for 1970-74 Camaro and Firebird models. The 1970-74 clips can also be used to retrofit a bow type headliner into a 1974-81 F-Body originally equipped with a board type headliner.

K667 67-69 4 piece

K591 70-74 16 piece

## 1955-66 Coat Hanger Hook

Quality reproduction coat hanger hook for the GM models listed. Manufactured from chrome-plated steel for an authentic appearance. Includes mounting screws. Prepackaged in OER® poly tube.

1955-57 Bel Air, 210, 150

1958-66 Impala, Bel Air, Biscayne

1962-66 Chevy II/Nova

1964-66 Chevelle

CX1873 55-66 with screws

## 1967-72 GM Coat Hanger Hooks

Coat hanger hooks are located in the rear inner section of the interior for hanging coats, clothes, dry cleaning etcetera. Sold as a pair, includes screws.



1967-72 Nova

1967-72 Camaro

1967-72 Firebird

1967-72 Impala/full size B-Body Chevrolet

C442 67-72

## 1973-81 Coat Hanger Hook

Quality reproduction coat hanger hook for the GM models listed. Manufactured from premium materials, they feature the correct size, shape and grain for an authentic appearance. Prepackaged in OER® poly tube.

1973-81 Camaro 1973-81 Firebird 1973-79 Nova

I673506 73-81

## GM Headliner and Upholstery Tool

This tool helps you to evenly tuck the excess materials into the correct channels without damaging the headliner, giving your finished job a clean, professional look. Easy-to-use around curves and near corners.

A7672

each molding is an exact reproduction of the original



## 1967-69 F-Body Interior Side Headliner Moldings



The moldings that attach the headliner to the inner roof structure have been some of the hardest parts to locate! OER® carries side sealing strips for 1967-69 Camaro and Firebird models. Each molding is an exact reproduction of the original Featuring steel inserts where required. Black only, paint to match desired color.

K853	67	F-Body
K854	68-69	F-Body



## 1968-69 Firebird Inner Roof Rail Moldings

OER® reproduction deluxe interior upper headliner roof line molding designed for 1968-69 Firebird models that featured deluxe interior. These stamped aluminum reproductions are designed to replace the original moldings and includes the correct mounting clips for a complete replacement. Sold as a pair. Prepackaged in OER® poly tube.

748560	68-69	Firebird
--------	-------	----------



K887A - center trim cap only

## 1967-69 F-Body Rear Window Inner Trim Moldings



Reproduction of the original inner rear trim moldings for 1967-69 Camaro/Firebird coupe models. The molding installs on the upper section of the rear window where the headliner meets the rear window. 1967-68 includes the LH, RH and center trim cap. 1969 is one piece. Black only, paint to match desired color.

**Note:** \*Includes center trim cap.

K887	67-68	3 piece set
K887A	67-68	center trim cap only
K852	69	1 piece

## 1970-73 F-Body Headliner Trim

Reproduction of the front and rear inner headliner trim molding for 1970-73 Camaro and Firebird models. Installs on the inner upper windshield section where the headliner meets the windshield. Manufactured using correct materials and in the proper configuration.

P856590	70-73	front
P856592	70-73	rear



## 1962-67 Chevy II/Nova Upper Windshield Trim Moldings

Exact duplicate of the original interior trim molding that installs between the windshield and the headliner. Acts as a headliner trim molding. Available in black only. Prepackaged in OER® box.

K414	62-67	Chevy II/Nova
------	-------	---------------


K884 - 1967 F-Body

## 1967-69 F-Body Upper Inner Windshield Trim



A superb reproduction Camaro/Firebird inner windshield trim molding which installs on the inner upper windshield section where the headliner and windshield meet. The material used is correct and the configuration is exactly as original. Black only, paint to match desired color.

K884	67	F-Body
K885	68	F-Body
K886	69	F-Body




1967 - interior headliner molding kit

## 1967-69 F-Body Interior Headliner Molding Kits

The moldings that attach the headliner to the inner roof structure have been some of the hardest parts to locate! OER® manufactures all the interior headliner moldings for 1967-69 Camaro and Firebird models. Each molding is an exact reproduction of the original featuring steel inserts where required. Sold in complete sets which include windshield, rear glass and side moldings.

R246	67	Camaro/Firebird	6 piece
R247	68	Camaro/Firebird	6 piece
R245	69	Camaro/Firebird	4 piece




K415

## 1966-67 Chevy II/Nova Rear Window Trim Moldings

Reproductions of the rear window interior trim moldings for 1966-67 Chevy II/Nova 2 door hardtop and 2/4 door sedan models. Each 7 piece hardtop set includes the moldings for the upper section, upper corners, side vertical moldings and lower corners. The 3 piece sedan set has the 2 upper pieces and the center connector. Available in black only. Prepackaged in OER® box.

K415	66-67	hardtop (7 pc.)
K6010	66-67	sedan (3 pc.)



GM353

detail of color coded bows

## 1961-78 GM Headliner Bows

Reproduction headliner bows are specifically manufactured to eliminate problems associated with missing or bent originals. Bows install onto inner roof panel and secure the headliner to the inner roof panel. These reproduction bows feature correct dimensions and contours. Select bows are color coded for easy identification when installing. Installation instructions are included. Each complete set of bows comes prepackaged in OER® poly tube.

### 1961-68 Impala

GM359	61-62	bubble top
GM363	62	2 door hardtop
GM360	63-64	2 door hardtop
GM362	63-64	4 door hardtop
GM361	65-66	fastback
GM364	67-68	fastback

### 1962-72 Chevy II/Nova

GM352	62-64	2 door sedan
GM353	62-65	2 door hardtop
GM357	65	2 door sedan
GM354	66-67	2 door sedan
GM355	66-67	2 door hardtop
GM356	68-72	2 door sedan

### 1967-78 F-Body

GM350	67-69	5 piece
GM351	70-78	5 piece

## 1968-72 Chevy II/Nova Inner Rear Lower Headliner Corner Trim Molding

Quality reproduction of the 1968-72 Chevy II/Nova inner rear lower headliner corner trim molding. These injection molded plastic pieces include 2 chrome phillips head mounting screws.



K916	68-72	Chevy II/Nova
------	-------	---------------

# GM Inner Rear View Mirrors



GM Restoration Parts

## 1958-66 GM Inner Rear View Mirror

Reproduction inner rear view mirror designed to replicate the original in every detail. Each mirror features a crisp stamping with a highly polished stainless steel finish offering a superb quality appearance. Featured the correct "Guide" marking, as original, and includes chrome mounting screw and bushing. Prepackaged in OER® chipboard box with GM Logo.

1958	Bel Air	1958-61	Nomad
1958-66	Impala	1958-66	Chevrolet Station Wagon
1963-66	Corvette	1959-66	Caprice

910453 58-66



GM Restoration Parts

## 1962-71 GM 8" Inner Rear View Mirror

Reproduction chrome backed mirror found on 1967-69 Camaro and Firebird models. Each mirror is manufactured to exact specifications featuring a bright mirrored chrome casing. Features correct "Guide" lettering. Includes mounting bushing. Mounting screw not included. For mounting screw use #565842.

1962-67	Chevy II/Novo	1965-71	truck
1964-67	Chevelle	1967-69	Camaro
1965-67	Impala	1967-69	Firebird
1965-67	Caprice		

916177 62-71



GM Restoration Parts

## 1961-72 GM 10" Inner Rear View Mirror

Reproduction of the chrome backed mirror with bright, mirror like chrome finish and "Guide" markings. Includes mounting bushing. Mounting screw not included. For mounting screw use #565842.

1961-69	Pontiac	1969	Camaro
1962-67	full size B-Body	1970-72	Novo
1964	Chevelle (Standard)	1971-72	Pontiac X-Body
1967-69	Firebird		

911366 61-72



GM Restoration Parts

## 1969-72 GM 12" Inner Rear View Mirror

Reproduction 12" inner day/night mirror for 1969-70 full size Chevrolet models and 1969-72 Chevelle models without the map light option. Features correct "Guide" lettering and bright mirror-like chrome finish on the casing as original. Includes mounting screw and bushing.

911581 69-72 Impala/Chevelle



GM Restoration Parts

## 1970-82 GM Inner Rear View Mirror

Correct replacement mirror designed to attach to the windshield. These quality reproduction mirrors also include the windshield mounting bracket for a complete installation. Bracket is also available separately. This standard style mirror can be installed on models with standard or deluxe interiors.

*Note: Some models were equipped with mirrors with a black finished back. This mirror can be painted to duplicate the original finish.*

1970-81	Camaro	1970-81	Firebird
1973-79	Novo	1978-81	Monte Carlo
1978-81	Malibu	1978-81	El Camino
1980-81	Impala	1980-81	Caprice
1973-80	Chevy/GMC Pickup	1973-82	Chevy/GMC Van
1973-81	Suburban	1973-81	Blazer

911582 70-82 mirror

AG002 70-92 windshield mounting bracket



GM Restoration Parts

## 1973-86 GM Inner Rear View Mirror

Reproduction 10" chrome backed day/night inner rear view mirror for various GM models. Features chrome housing, black rubber cushion edge and black arm support. Prepackaged in OER® box.

1982-86	Camaro	1978-81	Malibu
1982-86	Firebird	1978-81	El Camino
1973-79	Novo	1978-81	Monte Carlo
1973-80	GM truck		

918583 73-86



# GM Inner Rear View Mirror Brackets



## 1967-69 Camaro/Firebird Inner Rear View Mirror Bracket Boot

Reproduction rear view mirror bracket boot which applies directly over the mirror bracket and acts as trim piece to hide the upper portion of the bracket.

### Convertible

K34W	67	gray
K34B	67	black
K22B	68-69	black

### Coupe

K25B	67	black
K24B	68-69	black



## 1955-57 Inner Mirror Bracket

OER® reproduction inner rear view mirror bracket for 1955-57 Chevrolet hardtop and sedan models. Manufactured as the original using high-quality die-cast zinc, which is polished and followed up with excellent quality chrome-plating. Includes installation screws. Prepackaged in OER® box.

1F125036 55-57



## 1962-65 Chevy II/Nova Rear View Mirror Bracket

Reproduction rear view mirror bracket/visor support for 1962-65 Chevy II/Nova models. Each bracket is manufactured to factory specifications and features a chrome finish as original. Prepackaged in OER® chipboard box.

*Note:* \*Not for use on sport coupe models.

4873289	62-63	convertible
4867668*	62-65	sedan & wagon

## 1966-67 Chevy II/Nova Inner Mirror Bracket

Reproduction inner mirror bracket has a bright chrome finish and includes the mirror fastening screw. 6-1/8" long, 3 hole mounting. Prepackaged in OER® box.

4873295 66-67 Chevy II/Nova



## 1968-72 GM Inner Rear View Mirror Bracket

OER® reproduction inner mirror brackets for all 1968-72 models. Brackets are triple chrome plated with correct mounting holes for easy installation.

1968-69 Camaro Sport Coupe  
1968-69 Firebird  
1968-70 Nova Sedan  
1971-72 Nova 4 door  
1968-70 Chevelle 2 door exc. Wagon/El Camino  
1968-69 Chevelle Sedan  
1971-72 Chevelle Malibu  
1971-72 Monte Carlo

8752692 68-72



## 1961-64 Chevrolet Full Size Inner Rear View Mirror Bracket

OER® reproduction inner rear view mirror bracket for 1961-64 full size models except convertibles and sport sedans. Chrome or satin finish.

4810348 61-64 chrome  
4810348P 61-64 satin



## 1965-66 Impala Inner Rear View Mirror Bracket

OER® reproduction of the inner rear view mirror bracket for 1965-66 Impala sport models. Chrome finish.

4482131 65-66 Impala



## 1967-69 GM Inner Rear View Mirror Brackets

OER® reproduction inner mirror brackets for all 1967-69 Camaro/Firebird coupe and convertible models. All brackets are triple chrome-plated with correct mounting holes for easy installation.

1967-69 Camaro  
1967-69 Firebird

7729476	67	coupe
9711724	67	convertible
7740300	68-69	convertible

## 1954-76 GM Rear View Mirror Bushing

Reproduction mirror mounting bushing installs in the mirror stem where the screw for the mounting bracket and the mirror meet. Prepackaged in OER® polytube.

1967-68 Camaro 1967-76 Firebird  
1958-64 full size 1962-65 Chevy II/Nova  
1964-65 Chevelle 1963-76 Corvette  
1965-71 Truck 1960-68 Corvair  
1954-69 Oldsmobile (exc. Toronado)

565801 54-76



## 1958-76 GM Inner Mirror Screw


This is an original style mounting screw for use with all standard inner rear view mirrors. Features a chrome recessed head.

1967-69 Camaro  
1967-69 Firebird  
1962-72 Chevy II/Nova  
1958-70 full size cars  
1960-66 Chevrolet/GMC trucks  
1964-72 Chevelle/El Camino  
1960-76 Corvette  
1960-65 Corvair  
1971-72 GMC Sprint

565842 58-76




# GM Sail Panel/Dome Lamp Parts




EM68109

### Line Dot Grain Vinyl Colors



### Bedford Ribbed Grain Vinyl Colors



**OER** AUTHORIZED

## 1967-69 Camaro/Firebird Rear Inner Sail Panels

Reproduction inner rear sail panels for 1967-69 models. These die-stamped panels include the cardboard portion with the correct headliner material attached. If you are purchasing an original style headliner, the sail panel material is included. Original metal attachment flange will need to be transferred from back of original sail panels for correct installation.

### 1967 Line Dot Grain (Original Style)

EM67101	67	black
EM67102	67	red
EM67103	67	light blue
EM67104	67	bright blue
EM67105	67	gold
EM67106	67	turquoise

### 1968-69 Bedford Ribbed Grain (Original Style)

EM68101	68-69	black
EM68102	68-69	red
EM68108	68	medium blue
EM68109	68	ivy gold
EM68110	69	white
EM68112	69	dark blue
EM68113	69	dark green

### 1967-69 Uncovered Sail Panels

SP1	67-69	sail panel set
-----	-------	----------------



## 1958-73 Dome Lamp Lens

OER® reproduction dome lens for use with various 1958-1968 full size Chevrolet models and 1963-73 Chevrolet Corvette. This rectangular style lens has the correct ribbing and light texture as original. Prepackaged in OER® poly tube.

1958-61 Impala 2 door hardtop  
1959-68 Impala 4 door hardtop  
1967-68 Impala 2 door hardtop  
1967-68 Caprice, all exc. wagon  
1963-67 Corvette sport coupe  
1969-73 Corvette all

4837868 58-73



R356A

## 1962-70 GM Dome Lamp Lens and Bezel Kit

Correct reproduction dome lamp lens, base and screws. Kit with wiring also available.

1962-67 Chevy II/Nova with deluxe interior (except conv.)  
1964-67 Chevelle (except convertible, El Camino)  
1968-70 Chevy II/Nova (all)  
1967-69 Camaro

R356 62-70 without wiring

R356A 62-70 with wiring



GM Restoration Parts

## 1962-70 GM Dome Lamp Base

Correct reproduction dome lamp base with a high polished mirrored-like appearance. Prepackaged in bag with OER® header card featuring the GM Restoration Parts® logo.

1962-67 Chevy II/Nova w/deluxe interior (except conv.)  
1964-67 Chevelle (except convertible, El Camino)  
1968-70 Chevy II/Nova (all)  
1967-69 Camaro

4866918 62-70



## 1962-70 GM Interior Dome Light Lens

Correct reproduction dome lamp lens. Prepackaged in OER® box.

1967-69 Camaro  
1962-70 Chevy II/Nova  
1965-67 Chevelle and other models

K35 62-70



1695635

8780507

## 1969-90 Dome Lamp Housing and Lens

OER® reproduction of the map / dome lamp housing and lens for various GM models. This housing is made from high-quality zinc die-cast material and finished in brilliant chrom-plating. Each housing features clear circular map light lenses and pre-installed retainers for fast installation. The original internal OEM switch plate assembly must be reused when installed. Prepackaged in OER® poly tube.

### Buick

1976-81 Century  
1976-84 Electra  
1976-85 LeSabre  
1976-85 Wildcat  
1976-87 Regal  
1976-89 Estate wagon  
1980-85 Skylark

### Cadillac

1979 Eldorado  
1979-80 Deville  
1979-80 Fleetwood  
1979-80 Seville  
1982-87 Cimarron

### Chevrolet

1973-85 Impala  
1973-90 Caprice  
1976-83 Malibu  
1976-88 Monte Carlo

### Oldsmobile

1976-81 Ninety-Eight  
1976-85 Delta 88  
1976-87 Toronado  
1976-88 Cutlass  
1980-84 Omega  
1982 Firenza  
1982-84 98 Regency  
1982-89 Custom Cruiser

### Cadillac

1988 Cutlass Ciera  
1990 Custom Cruiser

### Pontiac

1969-70 Tempest  
1969-81 Galina  
1969-81 Lemans  
1969-85 Grand Prix  
1969-86 Bonneville  
1976-81 Firebird  
1978-81 Grand Am  
1980-84 Phoenix  
1983-86 Parisienne  
1984-88 6000

1695635 69-90 dome housing

8780507 69-90 dome lens

# GM Dome/Courtesy Lamp Parts



## 1969-76 GM Dome Lamp Lens

Reproduction round dome lens. Prepackaged in bag with OER® header card.

1970-76 Camaro  
1969-76 Firebird  
1971-76 Impala, Caprice (except convertible)  
1971-76 Chevelle, Malibu (exc. El Camino)  
1971-74 Nova  
1971-74 Vega  
1971-76 Monte Carlo

8732777 69-76



## 1970-90 GM Dome Lamp Base

OER® offers this OE type replacement that is manufactured and designed to duplicate the original early style dome lamp base. Fits the OER® dome lens (8732777) like a glove! The current GM service replacement base is not correct for the early models. Prepackaged in OER® box. For use on the following models:

1971-90 Impala, Caprice (except convertible)  
1971-81 Chevelle, Malibu (except El Camino)  
1970-81 Camaro  
1971-74 Vega  
1971-79 Nova  
1971-81 Monte Carlo

20030351 70-90

## 1962-67 GM Quarter Lamp Lens

Correct reproduction injection molded quarter dome lens for 1962-66 Impala and 1967 Camaro models with deluxe interior. Sold individually. 2 required.

1962-66 Impala  
1967 Camaro with deluxe interior

K585 62-67



## 1962-67 GM Quarter Dome Lamp Lens and Bezel Kit

Correct reproduction quarter dome lens kit for 1962-66 Impala and 1967 Camaro models with deluxe interior. Includes: lenses, bezels, sockets and bulbs for a complete replacement. Prepackaged in OER® box.

1962-66 Impala  
1967 Camaro with deluxe interior

8357 62-67

## 1962-67 GM Quarter Lamp Bezels

Correct reproduction quarter dome lamp bezels for 1962-66 Impala and 1967 Camaro models with deluxe interior. These die-cast bezels are manufactured as original and feature bright triple chrome-plating. Sold individually. 2 required



1962-66 Impala  
1967 Camaro with deluxe interior

K586 62-67

## 1962-67 GM Quarter Lamp Socket

Correct reproduction quarter dome lamp sockets for 1962-66 Impala and 1967 Camaro models with deluxe interior. Exact reproduction of the original socket necessary for bulb insert. 2 required. Sold individually.

1967 Camaro with deluxe interior  
1962-66 Impala

4234956 62-67 2 required



20277539



20191635

## 1982-92 Camaro/Firebird Dome Lamp Parts

Reproduction dome lamp bezel and lens for 1982-92 Camaro and Firebird models. Manufactured to factory specifications to replace the standard dome lamp components for the models listed.

### Camaro

1982-85 all  
1986-89 without dome reading/map lamps  
1990-92 all

### Firebird

1982-85 all  
1986-87 without dome reading/map lamps  
1988-92 all

20277539	82-92	bezel
20191635	82-92	lens



## 1962-81 GM Under Dash Courtesy Lamp Brackets

Reproduction brackets which were installed under the dash and housed the courtesy light sockets. For use on the models listed below. Brackets feature a 3/4" hole for lamp socket.

1962-63 Impala	1968-77 Corvette
1965-66 Impala	1968-79 Nova
1967 Chevelle	1971-79 Ventura
1967-68 Caprice	1973-74 Apollo
1967-69 Corsair	1973-75 Omega
1967-69 Firebird	1975-79 Skylark
1967-81 Camaro	OE #3935929

K387 62-81

**OER**

# Reproduction Dash Pads from OER®


OER® manufactures the highest quality reproduction dash pads available! Whether you choose from the dash pads that are manufactured with urethane materials or from our selection of more authentic vinyl wrapped dashes for an original appearance and fit, all of our padded dashes are recreated to match original dimensions and feature the correct original grain. OER® Dashes come packaged with correct screws, washers and instructions for quick and easy installation. Our new vinyl wrapped dash features an injection molded vinyl skin in correct grain just like the original GM dash pad. Factory style stitching is also incorporated into the dash making it the most superb reproduction available. Our urethane dash pads are produced without a fiberglass backing to reduce the

chance of warpage due to extreme interior temperatures. See listings for current availability. Every OER® dash pad is guaranteed for one full year from your customers purchase date.

**Important:** Dash pads may be painted to the desired color by ordering prep cleaner (part number PP1009), adhesion promoter (part number PP215) and OER® premium interior paint in the color of your choice. Be sure to follow instructions on the can in order to achieve best results and to ensure proper adhesion.

**Painting dash to desired color:** First clean surface with PP1009 prep cleaner, next spray PP215 adhesion promoter, let dry, then spray the dash pad to desired color. Failure to use proper materials and follow instructions on can may result in peeling or cracking.

**GM** Restoration Parts



1967 Camaro/Firebird dash pad prepackaged in bright OER® box as pictured

## Choose from Our Wide Selection of Urethane, Vinyl Wrapped or OEM Style Dash Pads!

### Urethane Dashes!

Urethane dashes will not warp under extreme temperatures from the sun and offer a long-lasting stock appearance and fit.



1963-64 Nova Urethane dash pad



1968 Camaro vinyl wrapped dash pad

### OEM Style Dashes!

Our new OEM style dash features correctly configured injection molded base with OEM style screws and hardware. Dash pad skin is manufactured using injection molded vinyl with correct grain and stitching just like original.



1969 Camaro OEM style dash pad

### Vinyl Wrapped Dashes!

All new vinyl wrapped dash pad featuring a Madrid grain vinyl vacuum formed over a foam core center with a rigid back allowing the dash pad to install correctly while offering an original appearance.

# 1967-68 Camaro/Firebird Dash Pads

## 1967 Camaro/Firebird Vinyl Wrapped Dash Pad

All new OEM style dash pad featuring a Madrid grain vinyl vacuum formed over a foam core center with a rigid back allowing the dash pad to install correctly while offering an original appearance. These dash pads include OE style studs, nuts and washers allowing installation directly into the pre-existing dash panel holes. Shipped prepackaged in OER® boxes.



7642894W	67	black	Camaro/Firebird
7642895W	67	red	Camaro/Firebird
7642896W	67	bright blue	Camaro
7642897W	67	light blue	Camaro/Firebird
7642898W	67	turquoise	Camaro
7642899W	67	gold	Camaro
7642901W	67	dark blue	Firebird
7642902W	67	gold	Firebird

## 1968 Camaro/Firebird Vinyl Wrapped Dash Pad

OEM style dash pad featuring a Madrid grain vinyl vacuum formed over a foam core center with a rigid back allowing the dash pad to install correctly while offering an original appearance. These dash pads include OE style studs, nuts and washers allowing installation directly into the pre-existing dash panel holes. Shipped prepackaged in OER® boxes. *Note: Shipped oversize.*



7733950W	68	black	Camaro/Firebird
7734026W	68	red	Camaro/Firebird
7734027W	68	med blue	Camaro
7734028W	68	turquoise	Camaro
7734031W	68	dark aqua	Camaro
7734032W	68	teal blue	Firebird
7734029W	68	ivy gold	Camaro/Firebird

## 1967 Camaro/Firebird Urethane Dash Pads

Reproduction padded dash for 1967 Camaro or 1967 Firebird models produced using self skinning urethane materials. Each dash pad features Madrid grain texture to exactly match the original. Available in most original colors for 1967 Camaro or Firebird models, includes correct nuts and washers for easy installation. Shipped prepackaged in OER® boxes with the GM Restoration Parts™ logo. Officially Licensed by General Motors.



1967 Firebird gold



1967 Camaro/Firebird black

1967 Camaro/Firebird red

1967 Camaro light blue

1967 Camaro/Firebird bright blue

7642894	67	black	Camaro/Firebird
7642895	67	red	Camaro/Firebird
7642896	67	bright blue	Camaro
7642897	67	light blue	Camaro/Firebird
7642899	67	gold	Camaro
7642898	67	turquoise	Camaro
7642901	67	dark blue	Firebird
7642902	67	gold	Firebird



1967 Camaro gold

1967 Camaro turquoise

1967 Firebird dark blue

1967 Firebird gold

# 1968-69 Camaro Dash Pads



1968 turquoise



1968 black



1968 ivy gold



1968 red



1968 dark aqua



1968 medium blue



1968 teal blue



## 1968 Camaro/Firebird Urethane Dash Pads

Reproduction padded dash for 1968 Camaro and Firebird models. Produced using urethane materials for a long lasting stock appearance and fit. Mounting screws are included for quick installation. Can be used with both standard or deluxe interiors, the chrome trim used on padded dashes with deluxe interiors will not fit these reproduction dash pads. Prepackaged in OER® boxes with the GM Restoration Parts™ logo. Officially Licensed by General Motors.

**Note:** Shipped oversize.

7733950	68	black	Camaro/Firebird
7734026	68	red	Camaro/Firebird
7734028	68	turquoise	Camaro
7734027	68	med blue	Camaro
7734029	68	ivy gold	Camaro/Firebird
7734031	68	dk aqua	Firebird
7734032	68	teal blue	Firebird




## 1968 F-Body Dash Pad Trim Moldings

Reproduction dash pad trim molding for 1968 Camaro and Firebird models. Each reproduction molding is manufactured to duplicate the original in every detail. This three piece molding is designed to install on dash pads that originally included a dash molding. Reproduction urethane dashes are not designed for dash pad trim molding. Moldings can be installed on all vinyl wrapped dashes. Prepackaged in OER® plastic bag with the GM Restoration Parts logo.

K156	68	Camaro/Firebird
------	----	-----------------



3995785



bottom view

Features correctly configured injection molded base with OEM style screws and hardware. Dash pad skin is manufactured using injection molded vinyl with correct grain and stitching just like original.

## 1969 Camaro OEM Style Dash Pad

This reproduction is designed to look and fit exactly as original. Unlike the urethane padded dash, this reproduction features plastic backing to eliminate the possibility of shrinkage allowing a perfect fit every time. Also features an injection molded vinyl skin in correct Madrid grain just like the original GM dash pad. Factory style stitching is also incorporated into the dash making it the most superb reproduction available. Includes all hardware necessary for installation. Dash pads with AC feature the correct cutout area in the center of the dash to install the air vent assembly. Non air conditioned models do not have cutout. Available in black only.

**Note:** Shipped oversize.

3995785	69	black	without AC
3995788	69	black	with AC



1969 red with air



1969 black without air

1969 black with air



1969 red without air

1969 dark blue with air



1969 dark blue without air

1969 dark green with air



1969 dark green without air

## 1969 Camaro Urethane Dash Pads

Quality reproduction padded dash used exclusively with 1969 Camaro models. Each dash is produced using urethane materials for a long lasting stock appearance and fit. All padded dashes are manufactured in the correct Madrid grain and include screws and washers for easy installation. Original mounting clips may be used from the existing dash or purchased separately. Each dash includes detailed instructions for easy installation. Delivered prepackaged in OER® boxes with the GM Restoration Parts™ logo. Officially Licensed by General Motors.

**Note:** Shipped oversize.

3935941	69	black	without AC
3950039	69	red	without AC
3950038	69	dark blue	without AC
3950041	69	dark green	without AC
3939653	69	black	with AC
3950043	69	red	with AC
3950042	69	dark blue	with AC
3950045	69	dark green	with AC

## 1979-81 Camaro Urethane Dash Pad

Each dash is produced from urethane materials for a long lasting stock appearance and fit! This reproduction dash pad is available for 1979-81 Camaro models. May be painted to the desired color with OER Premium Interior Paints sold separately. Prepackaged in OER® boxes with the GM Restoration Parts™ logo. Officially Licensed by General Motors.

**Note:** Shipped oversize.

476641 79-81 Camaro



## 1969 Firebird Urethane Dash Pads

Reproduction padded dash used exclusively on 1969 Firebird models. Each dash is produced using urethane materials for a long lasting stock appearance and fit. All padded dashes are manufactured to original specifications with correct grain, and include screws and washers for easy installation. Pads packaged in OER® boxes with the GM Restoration Parts™ logo. Officially Licensed by General Motors.

**Note:** Shipped oversize.

8748940	69	Firebird	black
8748941	69	Firebird	red
8748943	69	Firebird	dark blue
8748944	69	Firebird	dark green
8748942	69	Firebird	gold



## 1982-92 Camaro Vinyl Wrapped Dash Pad

Each dash is produced from urethane materials for a long lasting stock appearance and fit! This Camaro reproduction dash pad is available for 1982-92 Camaro models. Get OER® quality with the affordable price your customers want! Dash pad also includes side defroster vents for LH and RH sides. May be painted to the desired color with OER® Premium Interior Paints sold separately. Prepackaged in OER® box.

**Note:** Shipped double oversize.

12511119 82-92 Camaro

## 1982-92 Camaro Center Dash Pad Support Block

Reproduction center dash pad support block for all 1982-92 Camaro models. Rubber blocks are glued to the underside of the dash pad near the center to support the pad and prevent sagging. Includes plastic installation pin. Sold individually.

14046089 82-92 2 required



## 1982-92 Camaro/Firebird Dash Defrost Vents

OER® manufactured dash defrost vents for 1982-92 Camaro and Firebird models. These injection molded vents are mounted in the outer sides of the dash pad and direct air flow to the side windows. Included when purchasing an OER® reproduction dash pad. Sold in pairs.



K581 82-92 Camaro  
K581F 82-92 Firebird



## 1982-92 Firebird Vinyl Wrapped Dash Pad

OER® reproduction dash pad for 1982-92 Firebird models. Each dash pad is manufactured to factory specifications featuring the correct grain and texture for an original appearance.

**Important:** This dash pad is cosmetically correct for 1985-92 models, but will fit and function correctly on 1982-84 models. **Note:** Shipped double oversize.

12394694 82-92 Firebird

## 1983-92 Firebird Dash Speaker Grills

OER® reproduction dash speaker grills for 1983-92 Firebird models. These speaker grills are injection molded with the highest quality polymer materials available. Sold as a pair. One pair required per vehicle. Prepackaged in OER® box.

K8392 83-92 Firebird



# 1970-78 Camaro Urethane Dash Pads



1978 - camel tan with air

Each dash is crafted from urethane materials for a long lasting stock appearance and fit. The fiberglass material used in original dashes has been eliminated to prevent warpage due to extreme interior temperatures from the sun. Your customers will get the same quality look that the original dash provides without the replacement cost every few years! Available for air conditioned and non-air

conditioned models. Each reproduction dash pad requires three long mounting clips and three short mounting clips. Dash pads include detailed installation instructions allowing your customer to install the dash easily. Prepackaged in OER® boxes with the GM Restoration Parts™ logo. Officially Licensed by General Motors.

**Note:** Shipped oversize.



1970-78 - black with air



1970-78 - black without air



1976-77 - fireborn with air



1976-77 - fireborn red without air



1975-77 - light blue with air



1975-77 - light blue without air



1978 - camel tan with air



1978 - camel tan without air



1978 - dark carmine red with air



1978 - dark carmine red without air

## Camaro with Factory Air Conditioning

3972032	70-78	black
3972033	76-77	fireborn
3972034	75-77	light blue
3972035	78	camel tan
3972036	78	dk carmine red

## Camaro without Factory Air Conditioning

3972003	70-78	black
3972004	76-77	fireborn
3972005	75-77	light blue
3972006	78	camel tan
3972007	78	dk carmine red



## 1970-81 Firebird OEM Style Padded Dash

Restoration Parts

This OEM style padded dash was originally installed on all 1970-81 Firebird and Trans Am models. Each dash is produced with the earlier style radio hole provisions. This item is manufactured to exact factory specifications.



Not a urethane reproduction, replicates the original in every detail including correct grain material.

**Important:** Some modifications may be required depending on the year and options on the vehicle.

**Note:** Shipped double oversize.

10018005 70-81 Firebird



1964-65



1964-65



1966



1966



1967



1967



1968-69



1968-69



1970-72



1970-72

## 1964-72 Chevelle Urethane Dash Pads AUTHORIZED

These OER® reproduction dash pads are manufactured in urethane and feature the correct grain and texture for an original appearance and exceptional fit. Each dash pad comes packaged in OER® boxes.

**Note:** 1970-72 dash pad for use with stereo speakers. Not for use with center mono speaker. Mounting hardware is not included. Shipped oversize.

K1486201	64-65	black
K1486301	66	black
K1486401	67	black
K1486501	68-69	black
K1486701	70-72	black, stereo radio

## 1964-72 Chevelle Vinyl Wrapped Dash Pads AUTHORIZED

OEM style dash pad featuring a Madrid grain vinyl vacuum formed over a foam core center with a rigid back allowing the dash pad to install correctly while offering an original appearance. These dash pads include OE style studs, nuts and washers allowing installation directly into the pre-existing dash panel holes.

**Note:** Shipped oversize.

3867977	64-65	black
7595802	66	black
7643406	67	black
8741936	68-69	black
3957052	70-72	black, mono radio
3965461	70-72	black, stereo radio



8731887 - 1968 with factory air



## 1968 Chevrolet Full Size Passenger Car Urethane Dash Pads

Quality reproduction padded dash for 1968 Chevrolet full size passenger car models. These dash pads are manufactured in durable urethane materials for a long lasting stock appearance and fit. Available for models with or without air conditioning. Dash pad for AC models is only available in black.

*Note: Shipped oversize.*

7734038	68	black	without AC
7734039	68	red	without AC
7734037	68	gold	without AC
7734034	68	turquoise	without AC
7734033	68	blue	without AC
8731887	68	black	with AC



3935995 - 1969-70 without factory air

## 1969-70 Chevrolet Full Size Passenger Car Urethane Dash Pad


Quality reproduction padded dash for 1969-70 Chevrolet full size passenger car models. These dash pads are manufactured in durable urethane materials for a long lasting stock appearance and fit.

*Note: Shipped oversize.*

3935945	69-70	Chevrolet full size	without AC
---------	-------	---------------------	------------



3968205



## 1967-72 Chevrolet/GMC Truck Dash Pad

Reproduction padded dash for your 1967-72 pickup, Blazer, Jimmy, or Suburban. The original style grain is applied to modern urethane materials for a long lasting stick appearance and fit using correct OEM colors. Each dash comes complete with the correct mounting hardware for easy installation.

3968205	67-72	Chevrolet/GMC truck	black
3968206	67-72	Chevrolet/GMC truck	red
3968207	67-72	Chevrolet/GMC truck	blue
3968208	67-72	Chevrolet/GMC truck	green
3968209	67-72	Chevrolet/GMC truck	saddle
3968210	67-72	Chevrolet/GMC truck	maroon



1963-64



1966



1967



1968 (without air)



1968 (with air)



1969-74 (without air)



1969-74 (with air)

## 1963-74 Nova Urethane Dash Pads

Each dash is produced from urethane materials for a long lasting stock appearance and fit! These Nova reproduction dash pads are available for 1963-74 Chevy II/Nova models. Get OER® quality with the affordable price your customers want! Use OER® premium interior paints when painting dash pads to desired color. First, clean dash pad without chemicals or solvents, then spray with flexible urethane primer, let dry and paint. Prepackaged in OER® boxes with the GM Restoration Parts™ logo. Officially Licensed by General Motors.

*Note: Shipped oversize.*

3837955	63-64	Nova	
3837960	66	Nova	
7642888	67	Nova	
8741742	68	Nova	without AC
8741747	68	Nova	with AC
8748945	69-74	Nova	without AC
8748935	69-74	Nova	with AC

## 1968 F-Body Lower Dash Pad Clips

Reproduction steel dash pad clips for 1968 Camaro and Firebird models. These clips are mounted to the lower front face of the instrument panel as the anchor point for the lower dash pad leg clips. Sold in pairs. Prepackaged in OER® poly tube.

K1433	68	Camaro/Firebird
-------	----	-----------------

## 1969 Camaro Dash Pad Clips

Complete set of mounting clips used to install 1969 reproduction or original dash pads. 6 clips are included in kit. Prepackaged in bag with OER® header card.

1238152	69	F-Body	individual
R849	69	F-Body	6 piece kit



**GM** Restoration Parts

### 1970-78 Camaro Dash Pad Clips

OEM type clip used to hold dash pad to instrument panel. Necessary when installing an original or reproduction dash pad. Original dash pads required two short clips and one long clip. Reproduction dash pads require three short clips and three long clips. Prepackaged in bag with OER® header card.

3980355	70-78	short
3980361	70-78	long



### 1979-81 Camaro Dash Pad Clips

Reproduction dash pad clips for 1979-81 Camaro models. These clips are manufactured to factory specifications for use with original GM and reproduction dash pads. Prepackaged in OER® poly tube.

3980355	79-81	1 required
K1440	79-81	2 required
R330	79-81	3 piece set



### 1979-81 Camaro Dash Pad Retainer Bracket — LH

This steel dash pad retainer bracket is required to retain the driver side portion of the dash pad to the instrument dash panel on 1979-81 Camaro models. Mounted on the upper left side of the dash pad where the instrument cluster is inserted, this bracket helps to line the dash pad properly and secure it in place. Prepackaged in OER® poly tube.

K7904	79-81	Camaro
-------	-------	--------

### 1981-91 Chevrolet/GMC Truck Dash Pad Clip

Correct reproduction dash pad mounting retainer for 1981-91 pickup, Blazer, Jimmy and Suburban models. 6 clips required for dash pad installation. Prepackaged in OER® poly tube.

**Note:** Does not fit 1988-91 C/K truck models.

5672735	81-91
---------	-------



### 1967-68 F-Body Complete Dash Panel **OER** AUTHORIZED

A complete dash panel assembly for 1967-68 Camaro and Firebird models. Each steel panel is manufactured to factory specifications. These reproductions feature strong reinforcements and correct placement of the openings for the dash instrument carrier, ashtray, glove box, side air vent, defrost vents and the center AC vent when required. Features the correct holes for the instrument panel molding and dash pad mounting clips. EDP coated to prevent rust.



8716456	67	F-Body	with AC
8716457	68	F-Body	with or without AC

### 1969 Camaro Complete Dash Panel **OER** AUTHORIZED

A complete dash panel assembly for 1969 Camaro models. Each steel panel is manufactured to factory specifications. These reproductions feature strong reinforcements and correct placement of the openings for the dash instrument carrier, ashtray, glove box, side air vent, defrost vents and the center AC vent when required. Also features correct holes for the instrument panel molding and dash pad mounting clips. EDP coated to prevent rust. For models with or without air conditioning.



8716458	69	Camaro	with or without AC
---------	----	--------	--------------------

### 1970-78 Camaro Steering Column Panel

**GM** Restoration Parts

This is the lower plastic steering column cover which installs under the steering column and acts as a trim piece to finish off the bottom section of the dash. This reproduction is for use all 1970-78 Camaro models. Prepackaged in OER® box featuring the GM Restoration Parts™ logo.



3972011	70-78	Camaro
---------	-------	--------

### 1970-81 Firebird Steering Column Panel

This is the lower plastic steering column cover which installs under the steering column and acts as a trim piece to finish off the bottom section of the dash. This injection molded panel is for 1970-81 Firebird models. The panel with AC features the lower air vent. Prepackaged in OER® poly tube.



478995	70-81	without AC	Firebird
478996	70-81	with AC	Firebird

### Camaro Lower Dash Instrument Panel

**GM** Restoration Parts

This is an OER® reproduction lower dash panel section that houses the in-dash radio, glove box section and air vent assembly. The trim panel is manufactured to exact specifications for 1973-76 which is known as the first design in 1976 Camaro models. However, this panel can be used as a service replacement on 1970-72 models with only a cosmetic difference being that this panel is equipped with the seat belt warning lens found on the later 1973-76 style panel. Additionally, this panel will also fit 1976-81 models with slight modifications to the radio holes.

**Note:** 1st design has dimension between radio holes of 6.25". 2nd design dimension between radio holes is 5.75".

6264754	73-76	Camaro	1st design
---------	-------	--------	------------

# 1967-69 Camaro/Firebird Dash Components

## 1967-68 Camaro/Firebird

### Dash Carrier Assembly

Injection molded reproduction, manufactured to exact factory specifications. Features heat stamped bright chrome finish around bezel as original. Installs on all 1967-68 Camaro and Firebird models.

Prepackaged in OER<sup>®</sup> box featuring the GM Restoration Parts<sup>™</sup> logo. Mounting clips and screws are not included. Mounting clips sold separately use #C68200. Screw set listed below.



6480760	67-68	dash carrier
K6701	67-68	7 piece installation screw set

## 1967 Camaro/Firebird Dash Carrier

### Lens Assembly

Reproduction of the original dash lens for 1967 Camaro and Firebird models. Features correct cone style design for 1967 with clear acrylic plastic lens. Prepackaged in bag with OER<sup>®</sup> header card and the GM Restoration Parts<sup>™</sup> logo.



6459869	67	Camaro/Firebird
---------	----	-----------------

## 1968 Camaro/Firebird Dash Carrier

### Lens Assembly

OER<sup>®</sup> reproductions of the original dash lenses for 1968 Camaro and Firebird models. Features correct low profile cone style design for 1968 with clear acrylic plastic lens. Also features the correct hot stamp chrome style rings for OER<sup>®</sup> quality replacement. The lenses are offered for non-console gauge Camaro models and all 1968 Firebird models. Also for 1968 Camaro models originally equipped with factory console gauges and the Tic-Tac-Tac option. Prepackaged in bag with OER<sup>®</sup> header card featuring the GM Restoration Parts<sup>™</sup> logo.



6481576	68	Camaro/Firebird	without console gauges
6481587	68	Camaro/Firebird	with console gauges



## 1969 Camaro

### Instrument Panel Carrier Assembly

This precise reproduction is manufactured from new tooling and features correct hot stamped chrome surrounding the radio, lighter, wiper, and air vent openings. Features the word Camaro in script as original. All original or reproduction gauges and dash components will fit and install as original. All verbiage is in original style lettering. Features wording: Lights, Washer Wiper, Volume, Tuning. Mounting clips are included. Mounting clips also sold separately use #C69200.

6482249	69	Camaro
---------	----	--------



## 1969 Camaro

### Speedometer/Fuel Lens Assembly

OER<sup>®</sup> offers these exact reproductions of the original speedometer and fuel lens assembly for 1969 Camaro models. Designed to replace original damaged, broken, or unsightly originals. Installs directly into the instrument carrier assembly. Prepackaged in bag with OER<sup>®</sup> header card featuring the GM Restoration Parts<sup>™</sup> logo.

6482842	69	Camaro	speedometer lens
6482843	69	Camaro	fuel lens

## 1969 Camaro Instrument Panel Socket Plate and Hardware

These plates attach to the back of the instrument housing, above the gauges, to provide access to mount the instrument panel lamp sockets. Each panel is EDP coated black and includes hardware (1 wire retainer clip/2 attaching screws). 2 required. Hardware also available separately.



6482854	69	Camaro	plate w/ hardware (2 req.)
748683	69	Camaro	hardware

# 1969-78 Camaro/Firebird Dash Components

## 1969 Camaro Instrument Panel Lens



Reproduction instrument panel center lamp lens assembly for 1969 Camaro. This lens assembly covers the center fuel gauge or clock lamp. Features correct luminous green lens as shown.

3951214 69 Camaro



3943616



3961554

## 1969 Camaro Center Dash Bezel and Lens Set

Correct injection molded reproduction dash bezels for 1969 Camaro with center dash clock or center dash fuel gauge. Each bezel is designed to match the original in every detail and includes correct lens for each bezel.

3943616 69 Camaro clock bezel and lens  
3961554 69 Camaro fuel gauge bezel and lens

## 1969 Camaro Replacement Dash Lenses



Reproduction of the original lens assembly for use with the center dash clock or dash fuel gauge for 1969 Camaro models. The clock lens features the correct hole location for the dash clock stem. Prepackaged in bag with OER® header card featuring GM Restoration Parts™ logo.

LEN27 69 Camaro clock lens  
LEN28 69 Camaro fuel gauge lens



## 1967-69 F-Body Dash Carrier Clips

Reproduction clip set that mounts the dash carrier assembly to the dash on 1967-69 Camaro models and 1967-68 Firebird models. Clips are manufactured to factory specifications for an original fit. Prepackaged in OER® bag.

C68200 67-68 Camaro pair  
C68200 67-68 Firebird pair  
C69200 69 Camaro set of 10



C68200

C69200

## 1969 Firebird Instrument Cluster Bezel



Quality reproduction of the original instrument cluster bezel for 1969 Firebird. Each bezel is manufactured to exact specifications. Prepackaged in OER® box with GM Restoration Parts™ logo.



6482773 69 Firebird

## 1969 Firebird Instrument Cluster Lens



Reproduction of the original instrument cluster lens for 1969 Firebird models. This precision lens will replace the original lens allowing a clear view of the gauges. Prepackaged in OER® chipboard box with GM Restoration Parts™ logo.



6482772 69 Firebird



A968



365645

## 1970-78 Camaro Dash Bezel



OER® quality reproduction dash bezel for the applications listed below. Each dash bezel includes the correct grain texture for an authentic appearance. We offer the 1970-72 dash carrier with chrome bezel edging. The 1976-78 style is designed to replace the woodgrain bezel installed on standard interior models. Each bezel is prepackaged in OER® box featuring the GM Restoration Parts™ logo.

*Notes: Lettering not included on 1970-72 assemblies. However, they may be installed on 1973-78 models. Requires the use of a 1970-72 wiper switch.*

K968 70-72 Camaro with chrome trim  
365645 76-78 Camaro with woodgrain

# 1970-89 Camaro Dash Components



25021020



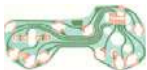
25021021

## 1970-80 Instrument Cluster Case



Reproduction cluster case for 1970-80 Camaro models. This is an injected molded instrument cluster case designed to replace a cracked or damaged unit. Each cluster case is prepackaged in OER<sup>®</sup> box with the GM Restoration Parts<sup>™</sup> logo.

25021020	70-71	with clock, without gauges
25021020	70-78	with gauges
25021020	78	with clock or int. decor pkg., without gauges or Type LT
25021021	70-75	without gauges, clock or deluxe interior
25021021	76-77	without gauges
25021021	78	without gauges, clock or int. decor pkg., or type LT
25021021	79	without gauges, clock or Berlinetta
25021021	80	without gauges, clock or int. decor pkg., or Berlinetta



6290070



6290093



8901670



8901671



6293188



6295410



6295409



8903820



8911865

## GM Printed Circuit Boards AUTHORIZED

These are high-quality reproductions of the printed circuit for the back of the instrument cluster assembly. Meticulously manufactured to exact factory specifications, each printed circuit will replace the original non-functional circuit allowing the dash instruments to operate properly.

*Note: \*1978 Firebird 1st design tachometer, the pointer hub is fixed and does not rotate with the pointer. \*\*The 2nd design tachometer hub does rotate with the pointer.*

6290070	67	Camaro	with or without tachometer
6290093	68	Camaro	with tachometer
6290070	68	Camaro	without tachometer
8901670	70-81	Camaro	without gauges
8901671	70-81	Camaro	with gauges
6293188	67-68	Firebird	with gauges
6290070	67-68	Firebird	without gauges
6295410	69	Firebird	with Rally gauges
6295409	69	Firebird	without gauges
8903820	70-71	Firebird	with gauges
8911865	74-79	Firebird	with gauges, w/o tach
8911865**	78	Firebird	with gauges/clock/tach (1st)
25018424**	78-79	Firebird	with gauges/clock/tach (2nd)
6295087	68-75	Chevy II/Novo	all



25047802



25020370



## 1970-81 Dash Lens Assembly

Reproduction dash lens assembly for 1970-81 Camaro models. This is an injected molded reproduction of the original instrument cluster lens assembly designed to replace the original cracked or damaged unit. Each lens assembly is prepackaged in OER<sup>®</sup> box with the GM Restoration Parts<sup>™</sup> logo.

6493584	70-78	without gauges
25018346	70-78	with gauges
25047802	79-81	without gauges
25020370	79-81	with gauges



25053742

## 1970-81 Camaro Dash Gauge Lens

Reproduction lens for instrument panel on 1970-81 Camaro models. This lens is manufactured to exact factory specifications. Will fit and install in original or reproduction dash cases with or without factory gauges.

3999485	70-81	Camaro
---------	-------	--------



## 1982-89 Dash Gauge Lens

We offer these dash gauge lenses which were originally installed on 1982-89 Camaro models. Choose from the 85 MPH speedometer lens or the 140 speedometer lens. When installing a 140 speedometer lens it will be necessary to replace your dash gauge lens due to variation of trip odometer location.

### With 140 Speedo

25045478	86-87	hole on top
----------	-------	-------------

### With 85,120 Speedo

25045324	82-88	without hole
----------	-------	--------------

### With 140 Speedo

25053742	84-89	hole on bottom
----------	-------	----------------

# GM Instrument Cluster Lenses/Bezels



## 1970-81 Firebird Instrument Cluster Lens

OER® reproduction 2 piece lens set for 1970-81 Firebird models with the Rally gauge package. Each lens is manufactured with correct injection molded plastic enhancing the visibility of the dash gauges. Prepackaged in OER® box. Sold as 2 piece set.

F70813 70-81 Firebird with Rally gauges

## 1963-65 Chevy II/Nova Instrument Cluster Bezel



A high-quality reproduction of the original instrument cluster bezel for 1963-65 Chevy II/Nova models. Manufactured to exact specifications and officially licensed by General Motors. Prepackaged in OER® chipboard box with GM Restoration Parts™ logo.



6406763 63-65 Chevy II/Nova

## 1963-76 Chevy II/Nova Instrument Cluster Lens



Quality reproduction of the original instrument cluster lens for 1963-76 Chevy II/Nova models. This precision lens will replace a cloudy or scratched original lens allowing a clear view of the gauges. Officially licensed GM Restoration part. Prepackaged in OER® chipboard box with GM Restoration Parts™ logo.



6406764 63-65 Chevy II/Nova  
14658 66-67 Chevy II/Nova  
13934 69-76 Chevy II/Nova

## 1965 Chevrolet Impala/Full Size Passenger Car Dash Carrier Lens

Reproduction speedometer lens without markings for 1965 Chevrolet Impala/full size models. These lens will replace your faded original and add that finishing touch to your interior.



6408851 65 Chevrolet Impala/full size



6407659



## 1964-65 Chevelle/Malibu Instrument Cluster Lens

Reproduction of the original instrument cluster lens installed on 1964-65 Chevelle and Malibu models with or without the gauge package. Each lens features speedometer/fuel lettering as shown. Prepackaged in OER® chipboard box with GM Restoration Parts™ logo.

6407659 64-65 Chevelle/Malibu without gauges  
6407660 64-65 Chevelle/Malibu with gauges

## 1947-53 Truck Instrument Bezel



Reproduction dash instrument bezel for 1947-53 Chevrolet/GMC trucks. Installs onto the instrument cluster housing and surrounds the speedometer and gauge cluster. Manufactured in correct chrome finish as original. Sold individually. 2 required per truck. Prepackaged in OER® poly tube.



CX1001 47-53 truck



14939



14938

## 1973-87 Chevrolet/GMC Truck Instrument Cluster Lenses

OER® authentic reproduction of the original instrument cluster lens for 1973-87 pickup, Blazer, Jimmy and Suburban models with gauges and with or without clock. Each lens is manufactured with correct materials enhancing the visibility of dash gauges. Prepackaged in OER® chipboard box.

14939 73-80 Chevrolet/GMC truck with clock  
14938 73-87 Chevrolet/GMC truck without clock

## 1973-91 GM Truck Dash Bezel Screw Set



Reproduction screw set that attaches the dash instrument panel bezel to the dash panel on 1973-91 GM truck models. Sold as a set of 10. Prepackaged in OER® Authorized poly tube.



14242 73-91 set of 10

# Dash Panels



K260



K261



K214



K215



K202R



K203

## 1967-68 Firebird Center Dash Panels

OER® reproduction center dash panels for 1967-68 Firebird models. Covers the area around the radio, heater control and ashtray section. Similar to Camaro panels, but 1967 panels feature horizontal woodgrain pattern, and 1968 panels feature circular burwood pattern. Prepackaged in OER® box with the GM Restoration Parts™ logo.

K260	67	walnut	without AC
K261	67	walnut	with AC
K214	68	burwood	without AC
K215	68	burwood	with AC

## 1967-68 Camaro/Firebird Radio Delete Plate

Reproduction center dash bezel delete plate for 1967-68 Camaro and Firebird models. Manufactured from original thickness material with an accurately stamped curvature to conform to the dash panel exactly. Features high polished edge trim, correct pebble grain, and textured insert with bonded matte finish for an authentic appearance. This panel can be modified to mount gauges, switches, warning lights or a custom heater control for aftermarket air conditioning.



K244 67-68 Camaro/Firebird

## 1967-68 Camaro/Firebird Center Dash Panel

OER® reproduction of the original pebble grain center dash panel for 1967-68 Camaro and Firebird interiors. These high-quality replacements will help restore the original interior appearance. Older dash panels can lose the grain and appear worn and faded. This pebble grain is manufactured to original specifications allowing a perfect look and fit. Prepackaged in OER® box with the GM Restoration Parts™ logo.

K202	67-68	Camaro/Firebird	without AC
K202R	67-68	Camaro/Firebird	w/o AC, w/radio delete
K203	67-68	Camaro/Firebird	with AC



## 1967-68 Camaro/Firebird Dash Panel Retainer

Reproduction retainer for the center dash section to hold the plate onto the dash. Screws not included. Prepackaged in OER® bag with header card.

3893822	67-68	Camaro/Firebird
---------	-------	-----------------



K204



K205

## 1968 Camaro Vertical Walnut Grain Deluxe Center Dash Panel

Exact reproduction of the original 1968 Camaro center dash panel with the correct walnut woodgrain (for use with deluxe interiors). Prepackaged in OER® box with the GM Restoration Parts™ logo.

K204	68	Camaro	without AC
K205	68	Camaro	with AC



# 1969 Camaro Dash Components



## 1969 Camaro Dash Woodgrain Set

OER® reproduction cherrywood dash components conveniently packaged in one set. Includes: the dash section, glove box door, ashtray assembly (receiver sold separately), radio dash bezels, and wiper dash plate. This set of woodgrain parts will ensure that all items match when installed. Prepackaged in OER® box.

R157 69 Camaro



## 1969 Camaro Glove Box Door/Dash Ashtray Woodgrain Set

GM Restoration Parts

OER® reproduction of the original cherrywood dash plate designed to cover the passenger side of the dash area on 1969 Camaro models. This set includes: the dash section, glove box door, and ashtray assembly (receiver sold separately). Will match OER® console shift plates and other woodgrain products manufactured by OER®.

K153 69 Camaro



## 1969 Camaro Radio Dash Bezels

OER® reproduction of the original cherrywood radio dash plates designed to fit 1969 Camaro dashes. This reproduction will match OER® console shift plates and other woodgrain products manufactured by OER®. Prepackaged and sold in sets only.

OE #3945978 - LH, 3945979 - RH

K152 69 Camaro



## 1969 Camaro Wiper Dash Plate

GM Restoration Parts

OER® reproduction cherrywood windshield wiper dash plate for the 1969 Camaro dash. Each reproduction wiper plate features threaded studs for easy installation. Matches other OER® woodgrain products. Prepackaged in OER® chipboard box. Not for use on convertible power top models or Camaro models originally equipped with electric rear window defogger.

3945971 69 Camaro



appearance of inner ashtray area



3965143A



3965143W

## 1969 Camaro Dash Ashtray Assembly

OER® reproduction of the original dash ashtray assemblies for 1969 Camaro models with standard or deluxe interior. The ashtray door for standard interiors come in black primer and may be painted as required. The ashtray door for deluxe interior models features a cherrywood face panel to match the dash panel and glove box door as original. Ashtray receiver sold separately. Prepackaged in OER® box.

3965143A 69 Camaro standard - primer finish  
3965143W 69 Camaro deluxe - cherrywood

# Glove Box Components



outer view



inner view

## 1967-68 Camaro/Firebird Glove Box Door

Restoration  
Parts

OER® reproduction glove box door for 1967-68 Camaro and Firebird models. The glove box door is correct for 1967 models. Emblem mounting holes must be drilled for 1968 models.

3891663 67-68 Camaro/Firebird



3939659



3945905



inside view

## 1969 Camaro Glove Box Door

OER® reproduction glove box door for 1969 Camaro models with standard or deluxe interior. The glove box door for standard interiors is black and may be painted as required. The glove box door for deluxe interior models features a wood grained face panel to match the dash panel and ashtray door.

3939659	69	standard
3945905	69	deluxe



3999446



14003615

Restoration  
Parts

## 1970-81 Camaro Glove Box Door

OER® Reproduction outer glove box door for 1970-81 Camaro models. This door is injection molded and features the correct grain and logo. 1970-77 models used a script logo and 1978-81 models used the block logo. Lock assembly sold separately.

3999446	70-77	script logo
14003615	78-81	block logo



AUTHORIZED

## 1955-59 Truck Glove Box Door

OER® Authorized reproduction of the glove box door for all 1955-59 Chevrolet and GMC trucks. Includes: the door, hinge, stopper brackets and hardware.

T10102	55-59	truck
--------	-------	-------



## 1972-78 Camaro Inner Glove Box Door

OER® reproduction of the inner glove box door for all 1972-81 Camaro models. This inner piece attaches to the actual glove box door with 8 screws (included) and will replace a cracked or broken piece. Prepackaged in OER® box.

*Note: Will fit and function on 1970-71 models although not cosmetically correct.*

3999447	72-78	Camaro
---------	-------	--------



483462



479646

## 1970-81 Firebird Glove Box Door

OER® reproduction glove box door for 1970-81 Pontiac Firebird models with or without air conditioning. Assembly features the outer injection molded glove box door and the steel stamped backing including OEM style cup holder with a built in mounting hinge. For models with air conditioning the air vent is included. Available in black only. Paint as required. Prepackaged in OER® chipboard box.

483462	70-81	with AC (with vent)
479646	70-81	without AC



## 1970-81 Firebird Glove Box

OER® reproduction of the original injection molded inner glove box section designed for all 1970-81 Firebird models. Each glove box features the correct grain and will work on both AC and non-AC models. This inner glove box fits into the dash area on the passenger side glove box opening. Prepackaged in OER® poly tube.

479592	70-81	Firebird
--------	-------	----------



## 1973-91 GM Truck Dash Glove Box

OER® reproduction of the original GM glove box liners for 1973-86 pickup models with AC and 1987-91 Blazer, Jimmy and Suburban models with AC. Includes built-in hinge as original and features correct textured grain pattern. Manufactured in highest quality materials for long service life. Prepackaged in OER® box.

15565246	73-91	GM truck
----------	-------	----------

# Glove Box Components

## 1972-81 Camaro Glove Box Door Stopper Bracket

Correct bracket for use with 1972-81 dash glove boxes. Keeps glove box door level when open.



3994597 72-81 Camaro

## 1969-79 GM Glove Box Lock Striker

This reproduction of the glove box lock striker is for the models listed below. This mounts to the dash in the glove box opening to secure the door when it is in the closed position.



1969 Camaro 1975-79 Skylark  
1971-72 Ventura 1977-79 Phoenix  
1969-79 Nova 1973-79 Omega  
1973-75 Apollo

3984446 69-79

## 1970-81 Camaro Glove Box Lock Striker

This reproduction of the original glove box lock striker is for 1970-81 Camaro models. This mounts to the dash in the glove box opening to secure the door when it is in the closed position.



3975839 70-81 Camaro

## 1970-81 Camaro Glove Box Strap

Reproduction glove box support strap for 1970-81 Camaro models.



This steel strap secures the glove box to the dash. One required per vehicle. Prepackaged in OER® poly tube.

3975885 70-81 Camaro

GM Restoration Parts

## 1968 Camaro Glove Box Door Emblem

OER's superb reproduction of the deluxe interior Camaro script emblem mounted on a 1968 Camaro glove box door.

3921874 68 Camaro

## 1947-81 GM Glove Box Liner Clips

Reproduction stamped metal glove box liner clips for various classic GM vehicles. These clips allow the glove box liner to be attached in place with mounting screws. Mounting screws sold separately.



K1101	47-81	individual
R5432	47-81	10 piece set

## 1954-69 Glove Box Screw Set

Includes all correct screws. Seven needed to replace the inner dash glove box. Prepackaged in OER® bag with header card.



1967-69 Camaro 1954-59 Chevrolet/GMC Truck  
1967-69 Firebird 1960-66 GMC Truck

K553 54-69

## 1970-81 Camaro Glove Box Lock

Reproduction glove box lock for 1970-81 Camaro models. This lock assembly is manufactured to factory specifications and will replace the original exactly.



3957092 70-81 Camaro

## 1940-72 GM Lock Cylinder Case

Reproduction glove box and console door lock cylinder case for various GM models. Manufactured from injection molded die-cast zinc with the correct stainless steel cap. Features spring activated latch hook as original. Prepackaged in OER® poly tube.



*Note: Lock cylinder sold separately.*

Glove Box:	Console:
1940-57 Passenger	1961-62 Full Size
1954-72 Truck	1966 Chevrolet
1961-65 Corvair	1960-64 Corvair
	1963-67 Corvette
	1965-67 Full Size

1380873 40-72



 AUTHORIZED

## 1967-69 Camaro Glove Box Door Stoppers

Correct reproduction of the original rubber stoppers for all 1967-69 Camaro glove box doors.

A4250 67-69 Camaro

## 1955-79 GM Glove Box Door Bumper

Eliminate the rattling and looseness of the glove box door by simply replacing the worn out or missing rubber glove box door arm stopper.



1967-69 Camaro/Firebird 1955-57 Full size  
1967-76 Impala/full size 1964-65 Chevrolet  
1962-79 Chevy II/Nova

4566397 55-79

## 1961-81 GM Glove Box Door Bumper

Reproduction glove box door arm rubber bumper. This bumper was installed on the glove box door arm on the various GM models listed. Manufactured from rubber as original, this stopper prevents rattling of the glove box door. Prepackaged in OER® poly tube.



1970-81 Camaro 1966-72 Chevrolet/El Camino  
1961-64 Impala 1967 GM Truck  
1962-65 Chevy II/Nova

3820023 61-81

## 1982-93 Impala/Caprice Glove Box Door/Ashtray Bumper

Reproduction anti-rattle rubber bumper for the glove box door on 1982-93 Impala and Caprice models and for the ashtray on 1990 models. Measures 5mm in height and fits a 3mm hole. 2 required per application.



3955982 82-93 Impala/Caprice

## 1967-68 F-Body Glove Box Catch Plate

Reproduction glove box catch plate for all 1967-68 Camaro models. Manufactured from stamped steel, this plate features the correct ribbed design and screw holes as original. Each catch plate is EDP coated for rust prevention. Includes the plate along with two attaching screws for a quick and easy installation. Prepackaged in bag with OER® header card.



K891 67-68 Camaro/Firebird

## 1969 Firebird Glove Box Catch Plate

Reproduction of the original glove box catch plate for all 1969 Firebird models. Prepackaged in bag with OER® header card featuring the GM Restoration Parts™ logo.



9797237 69 Firebird

# Camaro Replacement Gauges

## 1967 Camaro Speedometer

Restoration Parts

Reproduction of the original 1967 Camaro standard 120 mph speedometer without speed warning. Speedometer face is designed to duplicate the original in every detail. Correctly calibrated and ready-to-install.



6480794 67 Camaro

## 1968 Camaro Speedometer

Restoration Parts

Reproduction of the original 1968 Camaro standard 120 MPH speedometer without speed warning. Speedometer face is designed to duplicate the original in every detail. Correctly calibrated and ready-to-install.



6481843 68 Camaro standard

## 1967 Camaro Speedometer with Speed Warning

Restoration Parts

A high-quality reproduction of the desirable and highly sought after 1967 Camaro RPO code U15 (speed warning indicator) speedometer. Speedometer face is designed to duplicate the original in every detail. Correctly calibrated and ready-to-install.



6480796 67 Camaro with speed warning

## 1968 Camaro Speedometer with Speed Warning

Restoration Parts

A high-quality reproduction of the desirable and highly sought after 1968 Camaro RPO code U15 (speed warning indicator) speedometer. Speedometer face is designed to duplicate the original in every detail. Correctly calibrated and ready-to-install.



6481845 68 Camaro with speed warning

## 1969 Camaro Speed Warning Cable Bracket

A high-quality reproduction of the control cable bracket used on 1969 Camaro with the desirable and highly sought after RPO code U15 (Speed Warning Indicator).



3954257 69 Camaro



6454841

## 1967-69 Speed Warning Control Cable

A high-quality reproduction of the control cable for 1967-68 Camaro and Firebird, 1967 full size, 1968-69 Chevy II/Nova (#6454841), and 1969 Camaro models (#6476813) with the desirable and highly sought after RPO code U15 (Speed Warning Indicator).

6454841 67-68 Camaro/Firebird

6454841 67 Impala/full size

6454841 68-69 Chevy II/Nova

6476813 69 Camaro only

# Camaro Replacement Gauges

## 1969 Camaro Speedometer

Restoration Parts

A high-quality reproduction of the original standard 1969 Camaro 120 MPH speedometer without speed warning option. Correctly calibrated and ready to install. Prepackaged in OER® chipboard box with the GM Restoration Parts™ logo.



6482887 69 Camaro

## 1969 Camaro 120 MPH Speedometer with Speed Warning

Restoration Parts

A high-quality reproduction of the desirable and highly sought after 1969 Camaro RPO code U15 (Speed Warning Indicator) speedometer. Speedometer face is designed to duplicate the original in every detail. Correctly calibrated and ready to install. Prepackaged in OER® chipboard box with the GM Restoration Parts™ logo.



6482888 69 Camaro

## 1969 COPO Camaro 140 MPH Speedometer

Restoration Parts

Reproduction of the rare COPO 140 MPH speedometer. This all new reproduction features correct face and is designed to duplicate the original in every detail. Correctly calibrated and ready to install. Officially Licensed by General Motors. Prepackaged in OER® chipboard box with the GM Restoration Parts™ logo.




6492575

6492575 69 140 MPH without speed warning  
6492576 69 140 MPH with speed warning

## 1970-78 Camaro 130 MPH Speedometer

Restoration Parts

Available for all Camaro models without speed warning. This 130 MPH speedometer fits 1970-78 models with or without gauges and tachometer. OER® reproduction is manufactured to factory specifications and features correct original style markings. Each gauge is prepackaged in an OER® box with the GM restoration logo designed to protect the gauge during shipping.



8987263 70-78 Camaro

## 1970-74 Camaro 150 MPH Speedometer

Restoration Parts

Available for all Camaro models without speed warning. This 150 MPH speedometer fits 1970-74 models with or without gauges and tachometer. OER® reproduction is manufactured to factory specifications and features correct original style markings. Each gauge is prepackaged in an OER® box with the GM restoration logo designed to protect the gauge during shipping.



6497236 70-74 Camaro

## 4-Speed Speedometer Cable Clip

Originally used on cars with factory installed 4-speed transmissions, this unique retainer clip is used to hold the speedometer cable onto the firewall and transmission tunnel. This clip was used on numerous GM models including 1967-69 Camaro models.



HC74

## Speedometer Cable Retainer Clip

Reproduction speedometer cable retainer clip for various Chevrolet and Pontiac models. Retains the speedometer cable to the back of the speedometer. Comes prepackaged in OER® poly tube.



1969-81 Camaro 1969-79 Nova 1977-85 Firebird  
1969-72 Corvette 1977-82 Corvette 1977-85 full size Chevrolet

6491006 69-85 various models

# Camaro Tachometers

## 1967 Camaro 327 Tachometer



Quality reproduction of the original tachometer found on 1967 327 Camaro models. This tachometer includes a 5000 red line as shown. Original code option U17 (special instrumentation). This reproduction has been manufactured to exact specifications. Prepackaged in OER® box with GM Restoration Parts logo.



6468909 67 Camaro 5000 red line

## 1967 Camaro 350 or 396/325HP Tachometer



Quality reproduction of the original tachometer found on 1967 350 or 396/325HP Camaro models. This tachometer includes a 5500 redline as shown. Original code option U17 (special instrumentation). This reproduction has been manufactured to exact specifications. Prepackaged in OER® box with GM Restoration Parts™ logo.



6468910 67 Camaro 5500 red line

## 1967 Camaro Z28 or 396/375HP Tachometer



Quality reproduction of the original tachometer found on 1967 Z28 or 396/375HP Camaro models. This tachometer includes a 6000 redline as shown. This reproduction has been manufactured to exact specifications. Prepackaged in OER® box with GM Restoration Parts™ logo.



6468911 67 Z28 6000 red line

## 1968 Camaro 327 or 350 Tic-Toc-Tachometer



Reproduction of the original clock/tachometer combination found on 1968 Camaro models. This reproduction has been manufactured to exact specifications including a 5900 red line normally found on 327 and 350 models. Prepackaged in OER® box with GM Restoration Parts™ logo.



6468713 68 Camaro 5500 red line

## 1968 Camaro 396/325HP or 350HP Tic-Toc-Tachometer



Reproduction of the original clock/tachometer combination found on 1968 Camaro models. This reproduction has been manufactured to exact specifications including a 5000 redline normally found on 396/325 hp and 396/350 HP models. Prepackaged in OER® box with GM Restoration Parts™ logo.



6468714 68 Camaro 5000 red line

## 1968 Camaro Z28 or 396/375HP Tic-Toc-Tachometer



Reproduction of the original tachometer/clock combination found on 1968 Camaro models with the optional RPO code U17 special instrumentation package. This reproduction has been manufactured to exact specifications including a 6000 red line normally found on Z28 (302) and 396/375 HP models. Prepackaged in OER® box with GM Restoration Parts™ logo.



6468715 68 Z28 6000 red line

# Camaro Tachometers

## 1969 SS-350 Tachometer

**GM Restoration Parts**

Top quality reproduction of the original 5 x 7 tachometer originally equipped on all 1969 SS-350 Camaro models. Tachometer face plate includes correct AC decal. Prepackaged in OER® chipboard box with GM Restoration Parts™ logo.



6469381 69 Camaro 5000 red line

## 1969 396/375HP Tachometer

**GM Restoration Parts**

Correct reproduction of the original 6 x 7 tachometer originally equipped on all 1969 Camaro models equipped with 375HP 396ci engines. Tachometer face plate includes correct AC decal. Prepackaged in OER® chipboard box with GM Restoration Parts™ logo.



6469383 69 Camaro 6000 red line

## 1969 396/325HP or 396/350HP and Early Z28 Tachometer

**GM Restoration Parts**

Factory correct reproduction of the original 5 x 7 tachometer originally equipped on all 1969 Camaro 325HP or 350HP 396ci engines. This tachometer was also used on early production Z28's. Tachometer face plate includes correct AC decal. Prepackaged in OER® chipboard box with GM Restoration Parts™ logo.



6469382 69 Z28 5500 red line

## 1970-74 Camaro Tachometer

**GM Restoration Parts**

This tachometer fits all 1970-74 V8 Camaro models except Z28 or 396 models. OER® reproduction is manufactured to factory specifications and correct markings and a lens for the oil pressure warning light. 7000 RPM range with 5000 RPM redline. Each gauge is prepackaged in an OER® box designed to protect the gauge during shipping. Features the GM restoration logo on box.



6657040 70-74 Camaro V8 ext. Z28 or 396

## 1969 Z28 and 396/375HP Tachometer

**GM Restoration Parts**

Reproduction of the original style 6 x 8 tachometer. Tachometer face plate includes correct AC decal. This tachometer was used on Z28's built from January 1969 until mid October 1969 and also was used on 396/375HP Camaro models. Prepackaged in OER® chipboard box with GM Restoration Parts™ logo.



6469384 69 Camaro 6000 red line

## 1975-78 Camaro Tachometer

**GM Restoration Parts**

This tachometer fits all 1975-78 V8 models. OER® reproduction is manufactured to factory specifications and correct markings and a lens for the oil pressure warning light. 7000 RPM range with 5000 RPM redline. Each gauge is prepackaged in an OER® box designed to protect the gauge during shipping. Features the GM restoration logo on box.



6657040 75-78 Camaro all V8

# Camaro Replacement Gauges



Restoration Parts

## 1967 Camaro/Firebird Dash Fuel Gauge

Reproduction of the original standard in-dash fuel gauge for 1967 Camaro and Firebird models. This gauge includes the RH turn signal and warning light provisions as shown. For use on all models not equipped with an in-dash tachometer. Prepackaged in OER® box with GM Restoration Parts™ logo.

6457934 67 Camaro/Firebird



## 1968 Camaro Dash Fuel Gauge

Reproduction of the original standard dash fuel gauge for 1968 Camaro models. This gauge includes the RH turn signal and warning light provisions as shown. For use on all models not equipped with an in-dash tachometer. Prepackaged in OER® box with GM Restoration Parts™ logo.

6431002 68 Camaro

## 1969 Camaro Dash Fuel Gauge

Restoration Parts

Reproduction of the original standard dash fuel gauge for 1969 Camaro models. This gauge is installed on vehicles that do not include an in-dash tachometer. Features correct face plate with AC decal. Officially Licensed by General Motors. Prepackaged in OER® box with GM Restoration Parts™ logo.

6431172 69 Camaro



## 1969 Camaro Center Dash Fuel Gauge

Restoration Parts

A high-quality reproduction of the original center dash fuel gauge for 1969 Camaro models. The center dash fuel gauge is used for Camaro models originally equipped with a tachometer, without console gauges. Prepackaged in OER® box with GM Restoration Parts™ logo.

6431307 69 Camaro



## 1969 Camaro Center Dash Clock

Restoration Parts

Reproduction of the original center dash clock for 1969 Camaro models optioned with the RPO code U35 (Clock) or U17 (special instrumentation). Manufactured with quartz movement for accuracy. Cosmetically correct once installed. Prepackaged in OER® box with GM Restoration Parts™ logo.

3951213 69 Camaro





# Camaro Replacement Gauges



Restoration Parts

## 1970-78 Camaro In-Dash Clock

Reproduction in dash clock for 1970-78 Camaro models with gauges. Features correct markings as shown and quartz movement for accuracy. Complete and ready-to-install. Each gauge is prepackaged in an OER® box designed to protect the gauge during shipping. Features a GM restoration logo on box.

3980116 70-78 Camaro



6474343

Restoration Parts

## 1970-78 Camaro Amp/Volt Gauge

Reproduction amp/volt gauge for 1970-78 Camaro models with gauges. Features correct markings as shown and comes calibrated and ready-to-install. Each gauge is prepackaged in an OER® box designed to protect the gauge during shipping. Features a GM restoration logo on box.

6473741 70-75 amps  
6474343 76-78 volts



## 1968 Camaro/Firebird Speedo Oil/Brake Lens

Reproduction speedometer oil/brake warning lamp lens for 1968 Camaro and Firebird. This lens covers the lamps at the bottom of the speedo housing. Features correct lettering as shown.

K492 68 Camaro/Firebird

## 1970-78 Camaro Fuel Gauge

Restoration Parts

Reproduction fuel gauge for 1970-78 Camaro models with gauges. Features correct markings as



shown and comes calibrated and ready to install. Each gauge is prepackaged in an OER® box designed to protect the gauge during shipping. Features a GM restoration logo on box.

6431506 70-78 Camaro



## 1970-78 Camaro

## Water Temp Gauge

Restoration Parts

Reproduction water temperature gauge for 1970-78 Camaro models with gauges. Features correct markings as shown and comes calibrated and ready to install. Each gauge is prepackaged in an OER® box designed to protect the gauge during shipping. Features a GM restoration logo on box.

6489856 70-78 Camaro

## 1967-68 Camaro/Firebird Fuel Gauge Gen/Temp Lens

Reproduction fuel gauge gen/temp warning lamp lens for the 1967-68 Camaro and Firebird fuel gauge. Lens covers the lamps at the bottom of the fuel gauge and features the correct lettering as shown. Replacement lens for fuel gauge #6431002.

K493 67-68 Camaro/Firebird

## 1970-81 Camaro Gauge Mounting Plate

This reproduction of the original gauge mounting plate for 1970-81 Camaro models. This plate mounts to the back of the instrument case and allows you to mount a fuel gauge and volt gauge into your instrument cluster.



9743001 70-81 Camaro



## 1967 Camaro/Firebird Speedo Fuel/Brake Lens

Reproduction of the speedometer fuel/brake warning lamp lens for the 1967 Camaro and Firebird speedometer. Lens covers the lamps at the bottom of the speedometer and features the correct lettering as shown. Replacement lens for speedometer #6480796.

K494 67 Camaro/Firebird

# Chevelle/Malibu/Monte Carlo

## Speedometers

### 1969 120 MPH Chevelle Speedometer

OER® reproduction of the original speedometer used on 1969 Chevelle models, without Speed Warning. Speedometer face is designed to duplicate the original in every detail. Correctly calibrated and ready to install. Prepackaged in OER® chipboard box with GM Restoration Parts™ logo.



6492542 69 speedometer without speed warning

### 1968 Chevelle Speedometer

GM Restoration Parts

Reproduction speedometer for 1968 Chevelle models. This 120 MPH speedometer is fully calibrated and ready-to-install. Designed for vehicles without speed warning function. Prepackaged in OER® box with GM Restoration Logo.



6492545 68 without warning light

### 1964-65 Chevelle/Malibu Speedometer

GM Restoration Parts

Reproduction of the original speedometer used on 1964-65 Chevelle and Malibu models, with or without gauge package. Speedometer face is designed to duplicate the original in every detail. Correctly calibrated and ready-to-install. Prepackaged in OER® chipboard box with GM Restoration Parts™ logo.



6407726 64-65 with or without gauge package

### 1970 Chevelle SS and Monte Carlo Speedometer

GM Restoration Parts

A high-quality reproduction of the original 1970 Chevelle SS and Monte Carlo speedometer for use with or without gauge package, on models equipped with a floor mounted manual trans or console with automatic trans. Prepackaged in OER® chipboard box with GM Restoration Parts™ logo.



6493057A 70 green markings

### 1971-72 Chevelle SS and Monte Carlo Speedometer

GM Restoration Parts

A high-quality reproduction of the original 1971-72 Chevelle SS and Monte Carlo speedometer for use with or without gauge package, on models equipped with a floor mounted manual trans or console automatic. Speedometer face is designed to duplicate the original in every detail. Correctly calibrated and ready-to-install. Prepackaged in OER® chipboard box with GM Restoration Parts™ logo.



6493057W 71-72 white markings



GM Restoration Parts

### 1966 Chevelle/Malibu Speedometer

A high-quality reproduction of the original speedometer used on 1966 Chevelle and Malibu models, with or without gauge package. Speedometer face is designed to duplicate the original in every detail. Correctly calibrated and ready-to-install. Prepackaged in OER® chipboard box with GM Restoration Parts™ logo.

*Note: Will fit 1967 models but has no provision for the high beam indicator.*

6456882 66 with or without gauge package

# Chevelle/Monte Carlo Tachometers



6468821

6468822

6468823

## 1968 Chevelle Tachometers

These are reproductions of the factory roller tachometers for 1968 Chevelle/El Camino models with SS option. They are made from stamped steel with injection molded roller face and assembled using high-quality electronic components. Colors and fonts match every detail of the original GM issued part. Available in 3 red line configurations. Prepackaged in OER™ box.

6468821	68	Chevelle	5000 redline
6468822	68	Chevelle	5500 redline
6468823	68	Chevelle	6000 redline

## 1969 Chevelle Tachometer and Gauge Cluster

Reproduction of the original 1969 Chevelle SS tachometer for use with the 454/425HP (LS6) engine. This reproduction has been manufactured to exact specifications. Includes the tachometer, battery gauge, temperature gauge, gasoline gauge and oil pressure gauge. Prepackaged in OER™ box with GM Restoration Parts™ logo.



6491313 69 Chevelle tach/gauge cluster

## 1970 Chevelle SS & Monte Carlo L34 & L55 Tachometer

Reproduction of the original 1970 Chevelle SS and Monte Carlo tachometer for use with the 396(402)/350HP (L34) or the 454/360HP (L55) engines. This reproduction has been manufactured to exact specifications. Prepackaged in OER™ box with GM Restoration Parts™ logo.



6469985 70 Chevelle SS and Monte Carlo 5500 red line

## 1970 Chevelle SS & Monte Carlo L78, L89 & L56 Tachometer

Restoration Parts

Reproduction of the original 1970 Chevelle SS and Monte Carlo tachometer for use with the 396(402)/375HP (L78), 396(402)/375HP (L89) or the 454/450HP (L56) engines. This reproduction has been manufactured to exact specifications. Prepackaged in OER™ box with GM Restoration Parts™ logo.



6469983 70 Chevelle SS and Monte Carlo 6500 red line

## 1971 Chevelle SS & Monte Carlo L56 Tachometer

Restoration Parts

Reproduction of the original 1971 Chevelle SS and Monte Carlo tachometer for use with the 454/425HP (L56) engine. This reproduction has been manufactured to exact specifications. Prepackaged in OER™ box with GM Restoration Parts™ logo.



5657407 71 Chevelle SS and Monte Carlo 6500 red line

## 1971-72 Chevelle SS & Monte Carlo L48 & L65 Tachometer

Restoration Parts

Reproduction of the original 1971-72 Chevelle SS and Monte Carlo tachometer for use with the 350/270HP (L48) or 350/245HP (L65) engines. This reproduction has been manufactured to exact specifications. Prepackaged in OER™ box with GM Restoration Parts™ logo.



5657405 71-72 Chevelle SS and Monte Carlo 5000 red line

## 1971-72 Chevelle SS & Monte Carlo L33 & L55 Tachometer

Restoration Parts

Reproduction 1971-72 Chevelle SS and Monte Carlo tachometer for use with the 400(402)/240HP (L33) or 454/365HP (71) and 454/270HP (72) (L55) engines. This reproduction has been manufactured to exact specifications. Prepackaged in OER™ box with GM Restoration Parts™ logo.



5657406 71-72 Chevelle SS and Monte Carlo 5500 red line

# Chevelle/A-Body Gauges

## 1965 Chevelle/Malibu Fuel Gauge

A high-quality reproduction of the original standard dash fuel gauge for 1965 Chevelle and Malibu models without gauges. Prepackaged in OER® box with GM Restoration Parts™ logo.



6430164 65 Chevelle/Malibu

## 1969 Chevelle Fuel Gauge

OER® reproduction of the original standard fuel gauge for 1969 Chevelle models without instrument panel gauges. Includes warning lamps for oil pressure, temperature and charging system. Prepackaged in OER® box with GM Restoration Parts™ logo.



6431251 69 Chevelle with warning lights

## 1966-67 Chevelle/Malibu Fuel Gauge

Reproduction of the original standard fuel gauge for 1966-67 Chevelles and Malibu's without instrument panel gauges. Prepackaged in OER® box with GM Restoration Parts™ logo. Officially Licensed by General Motors.



6430420 66-67 Chevelle/Malibu

## 1968 Chevelle Fuel Gauge

Correct reproduction fuel gauge for 1968 Chevelle vehicles equipped with warning lights. This gauge replicates the original in every detail, featuring a silk screened face in the correct colors and font to provide an original appearance, fit, and function. Prepackaged in OER® box.



6480638 68 models with warning light type gauges

## 1970-72 Chevelle SS and Monte Carlo Fuel Gauge

Reproduction of the original in-dash fuel gauge for 1970-72 Chevelle SS and Monte Carlo models. Each gauge will replace the original. Designed to exact factory specifications. Features green markings for 1970 and white markings for 1971-72. Prepackaged in OER® box with GM Restoration Parts™ logo.



6431409H

6431409A 70 Chevelle SS and Monte Carlo  
6431409W 71-72 Chevelle SS and Monte Carlo

## 1970 Chevelle SS and Monte Carlo Amp Gauge

Reproduction of the original amp gauge for 1970 Chevelle SS and Monte Carlo models with green markings. Each gauge is manufactured to exact factory specifications. Prepackaged in OER® box with GM Restoration Parts™ logo.



6473695A 70 Chevelle SS and Monte Carlo

## 1971-72 Chevelle SS and Monte Carlo Amp Gauge

A high-quality reproduction of the original amp gauge for 1971-72 Chevelle SS and Monte Carlo models with white markings. Each gauge is manufactured to exact factory specifications. Prepackaged in OER® box with GM Restoration Parts™ logo.



6473695W 71-72 Chevelle SS and Monte Carlo

## 1970 Chevelle SS and Monte Carlo Temperature Gauge

A high-quality reproduction of the original temperature gauge for 1970 Chevelle SS and Monte Carlo models with green markings. Prepackaged in OER® box with GM Restoration Parts™ logo.



6486153A 70 Chevelle SS and Monte Carlo

# Chevelle/A-Body Gauges



## 1971-72 Chevelle SS and Monte Carlo Temperature Gauge



High-quality reproduction temperature gauge for 1971-72 Chevelle SS and Monte Carlo models with white markings. Each gauge is manufactured to exact factory specifications. Prepackaged in OER<sup>®</sup> box with GM Restoration Parts<sup>™</sup> logo.

6486153W 71-72



## 1965 Chevelle/Malibu SS Instrument Gauge Cluster



High-quality reproduction instrument gauge cluster for 1965 Chevelle/Malibu SS models includes fuel, oil, temp and batt gauges in one cluster. Each gauge is manufactured to exact factory specifications. Prepackaged in OER<sup>®</sup> box with GM Restoration Parts<sup>™</sup> logo.

7196465 65



## 1965 Chevelle/Malibu Clock



Reproduction in-dash clock for 1965 Chevelle and Malibu models. Manufactured with quartz movement for accuracy. Cosmetically correct once installed. Prepackaged in OER<sup>®</sup> box with GM Restoration Parts<sup>™</sup> logo.

3863459 65



## 1968 Chevelle/El Camino Clock/Gauge Cluster

Reproduction in-dash clock and gauge cluster for 1968 Chevelle and El Camino models. Manufactured from stamped steel, as original, to factory specifications. Features sweeping fuel, temperature, oil, and battery gauges and quartz movement clock with one piece gauge face plate. Prepackaged in OER<sup>®</sup> box.

6481543 68



## 1968 Chevelle/El Camino In-Dash Clock Assembly

Reproduction clock assembly for 1968 Chevelle and El Camino models. Manufactured to factory specifications and features correct style fonts and colors with quartz movement. Includes chrome adjustment knob. For models with warning light type gauges only. Prepackaged in OER<sup>®</sup> box.

3919015 68 with warning lights

## 1967-81 Clock Reset Knob

OER<sup>®</sup> replacement of the clock reset knob. Includes knob with retaining nut. Measures 15/16" long. Fits various applications throughout the GM line. Includes: 2 knobs and retaining nut. Can be used for early or late model applications.

*Note: This replacement part may differ slightly from the original in appearance.*

Camaro	El Camino	Impala
Chevelle	Firebird	Nova
Corvette	GM truck	

14053344 67-81 knob set



## 1969 Chevelle Center Dash Clock

OER<sup>®</sup> reproduction of the original center dash clock for 1969 Chevelle models with green markings. Manufactured with quartz movement for accuracy. Cosmetically correct once installed. Prepackaged in OER<sup>®</sup> box with GM Restoration Parts<sup>™</sup> logo.

3948956 69



## 1970 Chevelle SS/Monte Carlo Clock



A high-quality reproduction of the original clock for 1970 Chevelle SS and Monte Carlo models with green markings. Manufactured with quartz movement for accuracy. Cosmetically correct once installed. Prepackaged in OER<sup>®</sup> box with GM Restoration Parts<sup>™</sup> logo.

3973633A 70



## 1971-72 Chevelle SS/Monte Carlo Clock



Reproduction of the original clock for 1971-72 Chevelle SS and Monte Carlo models with white markings. Manufactured with quartz movement for accuracy. Cosmetically correct once installed. Prepackaged in OER<sup>®</sup> box with GM Restoration Parts<sup>™</sup> logo.

3973633W 71-72

# Firebird Reproduction Gauges



Restoration Parts

## 1967 Firebird Speedometer

Reproduction of the original 1967 Firebird standard 120 MPH speedometer without speed warning. Speedometer face is designed to duplicate the original in every detail. Correctly calibrated and ready-to-install.

6480794 67 Firebird



## 1967 Firebird Speedometer with Speed Warning

Restoration Parts

A high-quality reproduction of the desirable and highly sought after 1967 Firebird RPO code U15 (speed warning indicator) speedometer. Speedometer face is designed to duplicate the original in every detail. Correctly calibrated and ready-to-install.

6480796 67 with speed warning



## 1967 Firebird Speedometer with Gauge Package

Restoration Parts

OER® reproduction of the speedometer for 1967 Pontiac Firebird models with the optional gauge package and without speed warning. This speedometer is manufactured with the correct stamped steel face and features a die-cast speedometer case with fully functional odometer. Produced with the correct paint scheme and fons as original. Also includes the green turn and red brake lens with the tube housing and gaskets. Prepackaged in OER® chipboard box with the GM Restoration Logo.

6481283 67 with gauge package



## 1962-73 Speedometer Cable Firewall Grommet

Restoration Parts

Grommet used where speedometer cable runs through firewall on 1962-73 models. Correct reproduction of the original grommet. Prepackaged with OER® header card.

1967-70 Camaro  
1967-73 Firebird

1967-68 full size  
1962-70 Nova

3792008 62-73

## 1968 Firebird 160 MPH Speedometer without Gauge Package

A high-quality reproduction of the original 160 MPH speedometer used on 1968 Firebird models without speed warning or gauge package. Speedometer face



is designed to duplicate the original in every detail. Correctly calibrated and ready to install. Includes LH turn signal indicator and warning lights provision as shown. Prepackaged in OER® chipboard box with GM Restoration Parts™ logo.

6481931 68 w/o gauge package

## 1968 Firebird Speedometer with Gauge Package

A high-quality reproduction of the original 160 MPH Firebird speedometer used on 1968 Firebird models with gauge package, without speed warning.



Speedometer face is designed to duplicate the original in every detail. Correctly calibrated and ready to install. Includes LH and RH turn signal indicator and warning light provision as shown. Prepackaged in OER® chipboard box with GM Restoration Parts™ logo.

*Note: Without speed warning.*

6481933 68 with gauge package

## 1969 Firebird Speedometer

Restoration Parts

Reproduction of the original 160 MPH speedometer used on 1969



Firebird models without speed warning.

Speedometer face is designed to duplicate the original in every detail. Correctly calibrated and ready to install. Includes LH and RH turn signal indicator and brake warning light provision as shown. Prepackaged in OER® chipboard box with GM Restoration Parts™ logo.

6482799 69 w/o speed warning

# Firebird Reproduction Gauges

## 1970-74 Firebird 160 MPH Speedometer

Correct OER® reproduction of the original speedometer! This is a reproduction of the 160 MPH speedometer installed in 1970-74 Firebird models. It features the correct markings, brake light lens, seat belt warning lens and high beam indicator lens. It's a complete unit calibrated and ready-to-install.

**Note:** Although specifically designed for 1970-74 models, this speedometer will fit all 1970-81 models.

6492882	70-74	Firebird	without seat belt warning
6497947	70-74	Firebird	with seat belt warning



6492882

## 1975-79 Firebird 100 MPH Speedometer

Correct OER® reproduction of the original speedometer! This is a reproduction of the 100 MPH speedometer installed in 1975-79 Firebird models. It features the correct markings, brake light lens, seat belt warning lens and high beam indicator lens. It's a complete unit, calibrated and ready to install. Prepackaged in OER® box.

8986779	75-79	Firebird	160 MPH
---------	-------	----------	---------



## 1973-75 Firebird Tachometer & Clock

Firebird models that were equipped with optional Rally Gauges also included this tachometer and clock combination. This reproduction unit includes an 8000 RPM tachometer with 5700 RPM redline and a quartz movement clock. It features correct markings and comes calibrated and ready-to-install.

5658075	73-75	Firebird	5700 red line
---------	-------	----------	---------------



## 1967 Firebird Hood Tachometer

OER® Restoration Parts

Correct OER® reproduction 1967 Firebird 8000 RPM hood tachometer with a 5200 RPM red line calibrated for a V8 engine. This 1st design "tall" style tachometer features green markings, numbering, lettering and Pontiac logo on a black background. The housing features a plastic lens, single bulb illumination and factory style vent hole.

**Note:** For use with breaker point type ignition system only.

6468675	67	Firebird	V8 with 5200 red line
---------	----	----------	-----------------------



side profile

## 1968-69 Firebird Hood Tachometer

OER® Restoration Parts

OER® reproduction 1968-69 Firebird 8000 RPM hood tachometer with 5200 RPM red line. This 2nd design "short" style tachometer features white markings, numbering and Pontiac logo on a black background. The housing features a plastic lens, dual bulb illumination, factory style vent holes, plus, an added feature from later model hood tachs, a hose nipple to attach a tube from the heater case supplying warm air to eliminate condensation. Now available in light color casing for easier painting!

**Note:** For use with breaker point type ignition system only. Modifications to heater case are necessary to install condensation tube.

6468971	68	Firebird	6 cylinder with 5500 red line
6468972	68	Firebird	V8 with 5200 red line
6468973	68	Firebird	V8 with 5500 red line
6468974	69	Firebird	V8 with 5200 red line
6468975	69	Firebird	V8 with 5500 red line



6468974



side profile

overhead profile

## 1976-78 Firebird Tachometer and Clock

Firebird models that were equipped with optional Rally Gauges also included this tachometer and clock combination. This reproduction unit includes an 6000 RPM tachometer with 5000 RPM red line and a quartz movement clock. It features correct markings and comes calibrated and ready to install.

5659065	76-78	Firebird	5000 red line
---------	-------	----------	---------------



# Firebird Reproduction Gauges

## 1967 Firebird Dash Fuel Gauge

Restoration  
Parts

Reproduction of the original standard in-dash fuel gauge for 1967 Firebird models. This gauge includes the RH turn signal and warning light provisions as shown. For use on all models not equipped with an in-dash tachometer. Prepackaged in OER<sup>®</sup> box with GM Restoration Parts<sup>®</sup> logo.

6457934 67 Firebird



## 1968 Firebird Instrument Gauge Cluster

Restoration  
Parts

A high-quality reproduction of the original instrument gauge cluster used on 1968 Firebird models includes fuel, oil, gen and temp gauges in one cluster. Each gauge is manufactured to exact factory specifications. Prepackaged in OER<sup>®</sup> box with GM Restoration Parts<sup>®</sup> logo.

3196868 68 Firebird



## 1968 Firebird Fuel Gauge

Restoration  
Parts

Reproduction of the original standard fuel gauge for 1968 Firebird. Each gauge includes the RH turn signal indicator and warning lights as shown. Will mount to any original instrument carrier assembly for 1968 models. Correct in every detail. Prepackaged in OER<sup>®</sup> box with GM Restoration Parts<sup>®</sup> logo.

6431007 68 Firebird



## 1970-79 Firebird Fuel Gauge

Restoration  
Parts

Reproduction fuel gauge for 1970-79 Firebird models with optional Rally Gauges. Features correct UNLEADED FUEL ONLY markings as original on the 1975-79 models, but will also fit 1970-74 models. Comes calibrated and ready-to-install.

6432039 70-79 Firebird



## 1969 Firebird Fuel Gauge

Restoration  
Parts

A high-quality reproduction of the original standard fuel gauge for 1969 Firebird. Each gauge includes the temp, generator, and oil warning lights as shown. Correct in every detail. Prepackaged in OER<sup>®</sup> box with GM Restoration Parts logo.

6431093 69 Firebird



## 1970-78 Firebird Oil/Water Gauge

Restoration  
Parts

Reproduction oil pressure and water temperature gauge for 1970-78 Firebird models with optional Rally Gauges. Features correct markings and comes calibrated and ready-to-install.

6493193 70-78 Firebird



## 1970-79 Firebird Volt Gauge

Restoration  
Parts

Reproduction volt gauge for 1970-79 Firebird models with optional Rally Gauges. Features correct markings and comes calibrated and ready-to-install.

6473693 70-79 Firebird





# Corvette Reproduction Gauges

## 1968-71 Corvette Speedometer without Speed Warning

Restoration Parts

Reproduction of the original speedometer for 1968-71 Corvette models without speed warning. This reproduction gauge with green markings is manufactured to exact factory specifications and designed to replace the original GM gauge. This speedometer *does not* include the speed warning device. Prepackaged in OER® box with the GM Restoration Parts™ logo.



6480991	68	Corvette	with threaded end
6492696	69-71	Corvette	with push-on end

## 1968-69 Corvette Speedometer with Speed Warning

Restoration Parts

A high-quality reproduction of the original speedometer for 1968-69 Corvette models with speed warning. Speedometer face with green markings is designed to duplicate the original in every detail. Correctly calibrated and ready to install. Includes LH turn signal indicator and speed warning device. This speedometer includes the speed warning device. Prepackaged in OER® box with the GM Restoration Parts™ logo.



6480910	68	Corvette	with threaded end
6492697	69	Corvette	with push-on end

## 1972-74 Corvette Speedometer without Speed Warning

Restoration Parts

A high-quality reproduction of the original speedometer for 1972-74 Corvette models without speed warning. This reproduction gauge with white markings is manufactured to exact factory specifications and designed to replace the original GM gauge. This speedometer *does not* include the speed warning device. Prepackaged in OER® box with the GM Restoration Parts™ logo.



*Note: Use 1968 style drive cable housing with a threaded end at the speedometer.*

6496850	72-74	Corvette
---------	-------	----------

## 1968-71 Corvette Clock

Restoration Parts

Reproduction of the original instrument cluster clock for 1968-71 Corvette. Manufactured to exact factory specifications with a quartz movement upgrade. Each clock will replace the original assembly exactly. Features green markings. Prepackaged in OER® box with GM Restoration Parts™ logo.



6262640A	68-71	Corvette
----------	-------	----------

## 1972-74 Corvette Clock

Restoration Parts

A high-quality reproduction of the original instrument cluster clock for 1972-74 Corvette. Manufactured to exact factory specifications with a quartz movement upgrade. Each clock will replace the original assembly exactly. Features white markings. Prepackaged in OER® box with GM Restoration Parts™ logo.



6262640W	72-74	Corvette
----------	-------	----------

# Corvette Tachometers

## 1968-71 Corvette Tachometer

**GM** Restoration Parts

Reproduction of the original tachometer for 1968-71 Corvette models. Features green markings. This reproduction has been manufactured to exact specifications. For distributors with tach drive only. Uses clip on style drive cable (not screw on). Prepackaged in OER<sup>®</sup> box with GM Restoration Parts<sup>™</sup> logo.

6469350A	68-71	Corvette	5300 red line
6468711A	68-71	Corvette	5500 red line



6695350A

## 1968-71 Corvette Tachometer

**GM** Restoration Parts

Reproduction of the original tachometer found on 1968-71 Corvette models. Features green markings. This reproduction has been manufactured to exact specifications. For distributors with tach drive only. Uses clip on style drive cable (not screw on).

6469057A	68-71	Corvette	6000 red line
----------	-------	----------	---------------



## 1968-71 Corvette Tachometer

**GM** Restoration Parts

A high-quality reproduction of the original tachometer found on 1968-71 Corvette models. Features green markings. This reproduction has been manufactured to exact specifications. For distributors with tach drive only. Uses clip-on style drive cable (not screw on). Prepackaged in OER<sup>®</sup> box with GM Restoration Parts<sup>™</sup> logo.

6468712A	68-71	Corvette	6500 red line
----------	-------	----------	---------------



## 1972-74 Corvette Tachometer

**GM** Restoration Parts

Reproduction of the original tachometer found on 1972-74 Corvettes. Features white markings. This reproduction has been manufactured to exact specifications. For distributors with tach drive only. Uses clip on style drive cable (not screw on). Prepackaged in OER<sup>®</sup> box with GM Restoration Parts<sup>™</sup> logo.

6469350W	72-74	Corvette	5300 red line
6468711W	72-74	Corvette	5500 red line



6695350W

## 1972-74 Corvette Tachometer

**GM** Restoration Parts

A high-quality reproduction of the original tachometer found on 1972-74 Corvette. Features white markings. This reproduction has been manufactured to exact specifications. For distributors with tach drive only. Uses clip-on style drive cable (not screw on). Prepackaged in OER<sup>®</sup> box with GM Restoration Parts<sup>™</sup> logo.

6469057W	72-74	Corvette	6000 red line
----------	-------	----------	---------------



## 1972-74 Corvette Tachometer

**GM** Restoration Parts

Reproduction of the original tachometer found on 1972-74 Corvette with 6500 red line. This reproduction has been remanufactured to exact specifications. For distributors with tach drive only. Uses clip-on style drive cable (not screw on). Prepackaged in OER<sup>®</sup> box with GM Restoration Parts<sup>™</sup> logo.

6468712W	72-74	Corvette	6500 red line
----------	-------	----------	---------------



# Corvette Reproduction Gauges

## 1968-71 Corvette

### Fuel Gauge



Reproduction of the original instrument cluster fuel gauge for 1968-71 Corvette. Manufactured to exact factory specifications with green markings as original. Each fuel gauge will replace the original assembly exactly. Prepackaged in OER<sup>®</sup> box with GM Restoration Parts<sup>™</sup> logo.

*Note: Low fuel warning indicator not included.*

6431617A 68-71 Corvette



## 1968-71 Corvette

### Ammeter Gauge



A high-quality reproduction of the original instrument cluster ammeter for 1968-71 Corvette. Manufactured to exact factory specifications with green markings as original. Each battery gauge will replace the original gauge exactly. Prepackaged in OER<sup>®</sup> box with GM Restoration Parts<sup>™</sup> logo.

6473859A 68-71 Corvette



## 1972-74 Corvette

### Fuel Gauge



A high-quality reproduction of the original instrument cluster fuel gauge for 1972-74 Corvette. Manufactured to exact factory specifications with white markings as original. Each fuel gauge will replace the original assembly exactly. Prepackaged in OER<sup>®</sup> box with GM Restoration Parts<sup>™</sup> logo.

*Note: Low fuel warning indicator not included.*

6431617W 72-74 Corvette



## 1972-74 Corvette

### Ammeter Gauge



Quality reproduction of the original instrument cluster ammeter for 1972-74 Corvette. Manufactured to exact factory specifications with white markings as original. Each battery gauge will replace the original gauge exactly. Prepackaged in OER<sup>®</sup> box with GM Restoration Parts<sup>™</sup> logo.

6473859W 72-74 Corvette



## 1968-71 Corvette

### Oil Pressure Gauge



A high-quality reproduction of the original instrument cluster oil pressure gauge for 1968-71 Corvette. Manufactured to exact factory specifications with green markings as original. Each gauge will replace the original exactly. Prepackaged in OER<sup>®</sup> box with GM Restoration Parts<sup>™</sup> logo.

6462928A 68-71 Corvette



## 1968-71 Corvette

### Temperature Gauge



Quality reproduction of the original instrument cluster temperature gauge for 1968-71 Corvette. Manufactured to exact factory specifications with green markings as original. Each temperature gauge will replace the original gauge exactly. Prepackaged in OER<sup>®</sup> box with GM Restoration Parts<sup>™</sup> logo.

649085A 68-71 Corvette



## 1972-73 Corvette

### Oil Pressure Gauge



A high-quality reproduction of the original instrument cluster oil pressure gauge for 1972-73 Corvette. Manufactured to exact factory specifications with white markings as original. Each oil pressure gauge will replace the original gauge exactly. Prepackaged in OER<sup>®</sup> box with GM Restoration Parts<sup>™</sup> logo.

6462928W 72-73 Corvette



## 1972-74 Corvette

### Temperature Gauge



A high-quality reproduction of the original instrument cluster temperature gauge for 1972-74 Corvette. Manufactured to exact factory specifications with white markings as original. Each temperature gauge will replace the original gauge exactly. Prepackaged in OER<sup>®</sup> box with GM Restoration Parts<sup>™</sup> logo.

649085W 72-74 Corvette



# Full Size Replacement Gauges

## 1963 Impala/Full Size Speedometer

Reproduction  
speedometer  
for all 1963  
Impala and  
full size  
Chevrolet  
models.  
Prepackaged in OER®  
chipboard box with GM  
Restoration Parts™ logo.



6406165 63 Impala/full size

## 1964 Impala/Full Size Speedometer

Reproduction  
speedometer  
for 1964  
Chevrolet full  
size models.  
Features  
turn signal  
indicators and warning lights  
provision. The speedometer  
numerical digits are located on  
the lens assembly. Prepackaged in  
OER® chipboard box with GM  
Restoration Parts™ logo.



6408481 64 Impala/full size

## 1965 Impala/Full Size Speedometer

Reproduction  
speedometer  
for 1965  
Chevrolet full  
size models.  
Features  
turn signal  
indicators and warning lights provision.  
The speedometer numerical digits are located on the lens assembly. Prepackaged  
in OER® chipboard box with GM Restoration Parts™ logo.



6408852 65 Impala/full size

## 1966 Impala/Full Size Speedometer

Reproduction  
speedometer  
for all 1966  
Chevrolet full  
size models.  
Each unit is  
calibrated and  
ready-to-install.  
Features the correct color needle,  
turn signal indicators and warning light  
provisions. Uses a screw-in type speedometer  
cable as original. Prepackaged in OER® box with GM Restoration Logo.



6456802 66 Impala/full size

## 1963 Impala/Full Size

**Fuel Gauge**   
Reproduction of the original standard dash fuel  
gauge for 1963 Impala, Bel Air and Biscayne  
models. This reproduction is an exact replica of the  
original. Prepackaged in OER® box with GM Restoration Parts™ logo.



5644392 63 Impala/full size

## 1964 Impala/Full Size

**Fuel Gauge**   
Reproduction of the original standard dash fuel  
gauge for 1964 Impala, Bel Air and Biscayne  
models. This reproduction is an exact replica of the  
original. Prepackaged in OER® box with GM  
Restoration Parts™ logo.



5644869 64 Impala/full size

## 1965 Impala/Full Size

**Fuel Gauge**   
Reproduction of the original standard dash fuel  
gauge for 1965 Impala, Bel Air and Biscayne.  
This reproduction is an exact replica of the original.  
Prepackaged in OER® box.



6430118 65 Impala/full size

## 1966 Impala/Full Size Fuel Gauge

Reproduction fuel gauge assembly for all 1966 Impala/  
full size Chevrolet passenger car models including  
Impala, Bel Air, and Biscayne. Features a silk screened  
face with correct coloration as well as authentic  
markings and fonts. Prepackaged in OER® box.



6430461 66 Impala/full size



3710648



3733684

## 1955-57 Chevrolet In-Dash Clock

A high-quality reproduction of the original in-dash clock for 1955-57 Chevrolet  
and 1958-62 Corvette models. Manufactured with quartz movement for accuracy.  
Cosmetically correct once installed, and features the correct color face and  
numerals. Prepackaged in OER® box with the GM Restoration logo.

3710648 55-56 Chevrolet

3710648 58-62 Corvette

3733684 57 Chevrolet

# Full Size Replacement Gauges

## 1961-62 Impala/Full Size

### Clock

A high-quality reproduction of the original in-dash clock for 1961-62 full size Chevrolet models.

Manufactured with quartz movement for accuracy. Cosmetically correct once installed, and features the correct color face and lettering.



3814155 61-62

## 1963 Impala/Full Size Clock

### 

A high-quality reproduction of the original in-dash clock for 1963 full size Chevrolet models.

Manufactured with quartz movement for accuracy. Cosmetically correct once installed, and features the correct color face and lettering.



3825525 63

## 1964 Impala/Full Size Clock

### 

A high-quality reproduction of the original clock for 1964 Impala, Bel Air and Biscayne models.

Manufactured with quartz movement for accuracy. Cosmetically correct once installed. Prepackaged in OER® box with GM Restoration Parts™ logo.



3843693 64 in-dash clock

### 

## 1965 Impala/Full Size Clock

A high-quality reproduction of the original in-dash clock for 1965 full size Chevrolet models. Manufactured with quartz movement for accuracy. Cosmetically correct once installed, and features the correct color face and lettering.



3861410 65 in-dash clock



## 1966 Impala/Full Size Clock

Reproduction in-dash clock assembly for 1966 Chevrolet Impala/full size. Installs on any 1966 Impala or full size Chevrolet except Super Sport models. Features chrome adjusting knob, silk-screen face, correct fonts and coloration, and quartz movement for accuracy. Prepackaged in OER® box.

986617 66 Impala/full size



9775187

## Speedometer Gear

OER® reproduction speedometer drive gear, identified by both its tooth count and color. Replace worn out, stripped or damaged original gears or use a different gear for speedometer correction when changing rear axle final drive ratios or changing tire sizes.

*Note: The color of the speedometer gear may not be the same as the original due to additions or deletions of GM part numbers and/or the consolidation of these numbers.*

3860346	23 teeth	black
9774413	34teeth	light green
1359270	36teeth	white
1359271	37 teeth	yellow
1359272	38 teeth	blue
1359273	39 teeth	brown
1362048	40 teeth	black
1362049	42 teeth	green
1362196	43 teeth	light green
9780470	44 teeth	gray
9775187	45 teeth	light blue



6478128



6454481

## 1962-83 GM Speedometer Cable

Thread-on design measures 73" in length. It fits all 1962-69 GM cars and trucks, 1978-83 El Camino, Malibu, Monte Carlo, Grand Prix, Lemans, Grand AM, Cutlass, Regal and Century, with automatic and cruise, and 1982-83 Celebrity, Citation, Bonneville, Phoenix, 6000, Cutlass Sierra, Century and Skylark. Measures 73" in length.

6478128 62-83

## 1962-90 GM 55" Long Thread-On Lower Speedometer Cable

Thread-on design measures 55" in length. It fits all 1962-69 GM cars and trucks, 1982 Camaro and Firebird with 4-speed manual and cruise, 1982-83 El Camino, Malibu, Monte Carlo, Grand Prix, Lemans, Grand AM, Cutlass, and Regal with automatic and cruise, and 1982-90 Impala and Caprice with automatic and cruise. Measures 55" in length.

6478125 62-90

## 1967-89 GM 24" Long Thread-On Lower Speedometer Cable

This lower speedometer cable is manufactured as original. It is a thread-on design and measures 24" in length. It fits all 1967-69 Camaro with 3-speed manual, 1967-72 Camaro with 4-speed manual, 1974 Camaro and Nova models, 1973-75 Camaro with TH350, 1982-89 1/2 and 3/4 ton full size 2WD GM truck models automatic. Measures 24" in length.

6454481 67-89

## 1969-90 GM 69" Long Push-On Speedometer Cable

This speedometer cable is manufactured as original. It is a push-on design and measures 69" in length. It fits all 1969-74 GM models with 3-speed manual, 1967-70 with 4-speed manual or Powerglide, 1973-74 Nova and Chevelle models, 1973-75 Monte Carlo, 1982-84 Impala and Caprice models without cruise control, 1985-90 full size GM truck models with 4-speed manual, and 1982-88 2WD S-Series trucks. Measures 69" in length.

6478176 69-90

## 1961-64 Impala/Full Size Speedometer Grommet

Reproduction GM speedometer cable thru firewall grommet for all 1961-64 Chevrolet Impala/full size models. Manufactured to factory specifications from correct rubber material, for a perfect fit. Prepackaged in OER® polytube.



3786368 61-64 Impala/Full Size

# Chevy II/Nova Replacement Gauges

## 1962-64 Chevy II/Nova Speedometer

A high-quality reproduction of the original 120 MPH speedometer for 1962-64 Chevy II/Nova. Speedometer face is designed to duplicate the original in every detail. Correctly calibrated and ready-to-install. Prepackaged in OER® chipboard box with GM Restoration Parts™ logo.



6406815 62-64 Chevy II/Nova

## 1965 Chevy II/Nova Speedometer

Reproduction of the original 120 MPH speedometer for 1965 Chevy II/Nova. Speedometer face is designed to duplicate the original in every detail. Correctly calibrated and ready-to-install. Prepackaged in OER® chipboard box.



6455482 65 Chevy II/Nova



## 1966-67 Chevy II/Nova Speedometer

Speedometer face without speed warning is designed to duplicate the original in every detail. Correctly calibrated and ready-to-install. Features turn signal indicators and warning light provision as shown. Prepackaged in OER® chipboard box with GM Restoration Parts™ logo.

6459272 66-67 Chevy II/Nova



## 1969-74 Nova Speedometer without Console Gauges

Available for all Nova models without speed warning. This speedometer fits models without console gauges and tachometer. OER® reproduction is manufactured to factory specifications and will replace the original exactly. On models without console gauges the speedometer also houses the fuel gauge on the left side.

6496615 69-74 Nova



## 1969-74 Nova Speedometer with Console Gauges

Available for all Nova models without speed warning. This speedometer fits models with console gauges and tachometer. OER® reproduction is manufactured to factory specifications and will replace the original exactly. On console gauge models the left opening houses a tachometer.

6496617 69-74 Nova



5644638



5644639

## 1963-65 Chevy II/Nova Fuel Gauge Cluster

Reproduction of the original standard dash fuel gauge for 1963-65 Chevy II/Nova models. Each gauge features the temp, generator, and oil warning lights as shown. Prepackaged in OER® box with GM Restoration Parts™ logo.

5644638 63-64 Chevy II/Nova

5644639 65 Chevy II/Nova

## 1963-65 Nova SS Instrument Gauge Cluster

A high-quality reproduction of the original instrument gauge cluster for 1963-65 Chevy II/Nova SS models includes fuel, oil, temp and batt gauges in one cluster. Each gauge is manufactured to exact factory specifications. Prepackaged in OER® box with GM Restoration Parts™ logo.



2196365

2196365 63-64 Nova SS

2196565 65 Nova SS

## 1963-65 Chevy II/Nova Clock

Reproduction of the original clock for 1963-65 Chevy II/Nova. Manufactured with quartz movement for accuracy. Cosmetically correct once installed. Prepackaged in OER® box with GM Restoration Parts™ logo.

3863796 63-65 Chevy II/Nova



# Chevy II/Nova and Truck Gauges



GM Restoration Parts

## 1966-67 Chevy II/Nova Fuel Gauge

Reproduction of the original standard fuel gauge for 1966-67 Chevy II/Nova models. This in-dash fuel gauge is designed to replace the original, factory gauge. Completely ready-to-install, each gauge is manufactured to exact factory specifications. Prepackaged in OER® box with GM Restoration Parts™ logo. Officially Licensed by General Motors.

6430436 66-67

## 1963-65 Chevy II/Nova Instrument Cluster Lens Plug

GM Restoration Parts

Reproduction of the original chrome faced instrument cluster lens plug used on 1963-65 Chevy II/Nova models without a clock. Prepackaged in OER® chipboard box with GM Restoration Parts™ logo.

6406757 63-65



GM Restoration Parts

## 1968-74 Nova In-Dash Tachometer

Available for all Nova models with console gauges. This tachometer fits 1968-70 V8 models except 327/325HP or 396, and all 1971-74 V8 models. OER® reproduction is manufactured to factory specifications and will replace the original exactly. Mounts in the left opening of the speedometer. If you are adding gauges and tach to a model not equipped originally with these options you'll need to replace your speedometer with part #6496617. 7000 RPM range with 5000 RPM red line.

5657301 68-70 exc. HP or BB

5657301 71-74 all V8



GM Restoration Parts

## 1969-74 Nova In-Dash Fuel Gauge

1969-74 Nova models without console gauges used this in dash fuel gauge. This OER® reproduction is manufactured to factory specifications and is calibrated and ready-to-install.

6431585 69-74



GM Restoration Parts

## 1969-74 Nova Clock Opening Cover Plate

1969-74 Nova models without a dash mounted clock used this plate to cover the opening on the right side of the speedometer. This OER® reproduction is stamped to factory specifications and features correct raised markings for 1971-74. 1969-70 models feature the same markings without the Nova script. Includes mounting plate.

6496824 69-74



GM Restoration Parts

## 1969-74 Nova In-Dash Clock

This OER® reproduction clock is manufactured to factory specifications and features correct markings and a quartz movement for accuracy. Replace your broken or missing original or install this optional clock in any 1969-74 Nova.

994125 69-74



5658293



5659232



2505803

## 1973-87 Chevrolet/GMC Truck Tachometers **OER AUTHORIZED**

Reproduction tachometers for 1973-87 Chevrolet and GMC truck models equipped with a V8 engine. Manufactured to original specifications with gloss black faces, silk screened markings with the correct fonts, and bright orange needles. Features modern electronics for improved accuracy.

5658293 73-75 all

5659232 76-79 1st design 1979

2505803 79-87 2nd design 1979

# Reproduction GM Switches



1995154



1995095



1995041



1995082

**OER AUTHORIZED**

## 1947-92 GM Headlamp Switches

Service replacement headlamp switch and knobs available for 1947-92 GM car and truck models with 6 or 12 volt electrical systems.

### Camaro

1995147	67
1995147	68-71 without RS
1995154	72-81
1995226	82-92

### Firebird

1995147	67
1995154	68-81

### Chevy II/Nova

1995095	60-63
1995147	65-73
1995154	74-79

### Full Size

1995095	58-63
1995147	64-73 Bel Air, Impala
1995147	64-72 Biscayne
1995147	67-73 Caprice
1995154	74-84 Impala/Caprice
1995154	74-75 Bel Air

### Chevelle

1995147	64-73
---------	-------

### El Camino

1995095	59-60
1995147	64-72
1995154	73-81

### Corvette

1995147	64-71
---------	-------

### Chevrolet/GMC Truck/Suburban

1995041	47-55	6 volt
1995082	47-55	12 volt
1995095	60-63	truck
1995147	64-72	truck
1995147	68-72	Suburban
1995154	73-86	C/K
1995154	87-91	R/V



## 1947-55 GM Truck **OER AUTHORIZED** Headlamp Dimmer Switch

Service replacement dimmer switch for 1947-54 and 1955 1st series Chevrolet and GMC truck models with 6 volt electrical systems.

*Note: This switch may differ cosmetically from the original.*

1796260	47-55	GM truck
---------	-------	----------



## 1961-84 GM Headlamp Dimmer Switch **OER AUTHORIZED**

Correct reproduction headlamp dimmer switch for various GM models. Installs in driver side floor and toggles the high beam headlights.

1967-81	Camaro
1967-77	Firebird
1962-75	Chevy II/Nova
1967-77	full size without Guide-Matic dimmer
1961-84	Chevrolet/GMC pickup
1963-76	Corvette

12338706	61-84
----------	-------



**OER AUTHORIZED**

## 1955-59 GM Headlamp Switch

OER® Authorized reproduction of the headlamp switch for 1955-57 Chevrolet cars and 1955 2nd series thru 1959 Chevrolet and GMC truck models.

1955-57	Bel Air, 210, 150
1955-59	Chevrolet/GMC trucks

CX1428	55-59
--------	-------



## 1959-82 Turn Signal Switch

Reproduction turn signal switch for various GM models. Located in the steering column, this turn signal switch includes an original style connector to match the original. Prepackaged in OER® poly tube.

1959-62	Impala/full size	1960-62	GM truck
1959-60	El Camino	1962	Chevy II/Nova

3765110	59-62
---------	-------

## 1969-02 GM Turn Signal Switch

**OER AUTHORIZED**

Service replacement turn signal switch for a variety of GM models. This multifunction/turn signal switch is designed to install and function as original.



1976-02	Camaro
1977-02	Firebird
1976-77	full size models
1978-85	full size without cornering lamps
1986-88	full size without tilt, pulse wipers, or cornering lamps
1988-88	full size w/pulse wipers, air/oil tilt or cornering lamps
1989-90	full size without tilt w/heel
1991-93	full size with single key option
1977-79	Nova
1984-94	C/K Trucks
1992-94	Suburban
1983-94	S10
1987-94	Blazer
1969-75	Corvette without Tilt or Telescoping Wheel
1976-87	Corvette
1977-87	El Camino

*Note: This switch may differ cosmetically from the OEM part.*

1995963	69-02
---------	-------

## 1989-96 GM Turn Signal Switch

**OER AUTHORIZED**

Replacement turn signal switch for various GM models. Maintain proper turn signal operation with this replacement multifunction/turn signal switch.



1989	Camaro
1989	Firebird
1989-90	full size all with tilt wheel
1991-93	full size without single key option
1994-95	full size all
1996	full size all without floor console
1989-96	Corvette
1990-95	Corvette ZR-1

1995974	89-96
---------	-------



# Reproduction GM Switches



1261219



25524845

## 1958-90 GM Brake Lamp Switches

Service replacement brake lamp switch for various GM models. Installs behind the brake pedal arm and illuminates the brake lamps when the pedal is actuated.

**OER AUTHORIZED**

### 2 Pin without Cruise Control

- 1967-86 Camaro without cruise control
- 1967-81 Firebird without cruise control
- 1958-86 Full size without cruise control
- 1962-66 Chevy II/Novo
- 1967-79 Chevy II/Novo without cruise control
- 1966-79 Truck without cruise control, 1 end plug
- 1980-86 Truck without cruise control, 1 end plug
- 1987-90 RV/Truck models w/o cruise control, 1 end plug

### 4 Pin without Cruise Control

- 1980 Camaro without cruise control
- 1980 Camaro with AT without cruise control
- 1982-83 Camaro AT or MT without cruise control
- 1984-86 Camaro with AT without cruise control
- 1980 Firebird/Trans. Am without cruise control
- 1981 Firebird with AT without cruise control
- 1982-86 Firebird with MT without cruise control
- 1980 Impala/Caprice with AT without cruise control
- 1981-85 Caprice and Impala without cruise control
- 1986 Caprice without cruise control
- 1987-89 Blazer without cruise control
- 1980-86 C/K-Series pickup with AT without cruise control
- 1980-86 Suburban without cruise control
- 1982-87 S10 without cruise control
- 1980-82 Corvette without cruise control
- 1984-86 Corvette without cruise control
- 1980-84 El Camino

### 4 Pin with Cruise Control

- 1967-79 Camaro with cruise control
- 1980 Camaro with cruise control (1st design)
- 1981-86 Camaro with cruise control
- 1967-79 Firebird with cruise control
- 1980 Firebird with cruise control (1st design)
- 1981-86 Firebird with cruise control
- 1967-79 Chevy II/Novo with cruise control
- 1967-75 Bel-air with cruise control
- 1967-72 Biscayne with cruise control
- 1967-85 Impala/Caprice with cruise control
- 1968-79 Trucks with cruise control with AT
- 1987-89 Trucks RV series with cruise control
- 1971-90 Blazer with cruise control
- 1971-86 C/K Pickup with cruise control
- 1971-86 Suburban with cruise control
- 1983-87 S10 with cruise control
- 1987-80 Corvette with cruise control
- 1980-81 Corvette with AT with cruise control
- 1982-86 Corvette with cruise control
- 1967-73 Chevelle
- 1971-87 El Camino

1261219	58-90	2 pin, w/o cruise
25504628	80-89	4 pin, w/o cruise
25524845	67-90	4 pin, w/cruise



**OER AUTHORIZED**

## 1977-93 GM Door Lock Actuator

Reproduction door lock actuator assembly for various GM models. Designed to install using original mounting bracket.

- 1978-92 Camaro
- 1978-92 Firebird
- 1977-90 full size fr and rr door
- 1977-90 full size wagon tailgate
- 1977-86 C/K trucks
- 1987-91 RV trucks
- 1979-86 CK Blazer/Jimmy fr and rr door
- 1987-91 RV Blazer/Jimmy fr and rr door
- 1978-93 Corvette
- 1977-81 Chevelle fr and rr door
- 1977-81 El Camino
- 1977-81 Pontiac Grand Prix and Lemans

**Note:** Original mounting bracket must be reused.

72020256 77-93



## 1967-79 Delco Remy Relay

Reproduction blower motor various applications across many GM lines. Features Delco-Remy stamping on cover. Prepackaged in OER® box.

### Camaro

1967 RS headlamp relay (3 req.)

1975-77 blower motor cutoff relay (1 req.)

### Novo

1975-77 blower motor cutoff relay (1 req.)

### Full size Chevrolet cars

1969-70 blower motor cutoff relay with auto temp control (2 req.)

1971-76 blower motor cutoff relay without auto temp control (1 req.)

### Chevelle

1975-77 blower motor cutoff relay (1 req.)

### Corvette

1968-71 windshield wiper motor relay (1 req.)

1970-72 blower motor cutoff relay (1 req.)

1977-79 blower motor cutoff relay (1 req.)

### Vega

1974-75 blower motor cutoff relay (1 req.)

### Monza

1975-77 blower motor cutoff relay (1 req.)

1115858 67-79



## 1969 Camaro Cowl Induction Relay

Reproduction of the cowl induction relay assembly designed for use on all 1969 Camaro models with Cowl Induction option. This relay installs on the cowl firewall and controls the electrical impulse to the cowl induction valve solenoid. Prepackaged in OER® box.

4540898 69 Camaro



1990084



7843451



26036235

**OER AUTHORIZED**

## 1967-02 GM Ignition Switches

This reproduction ignition switch is manufactured to original specifications and mounts to the steering column of various GM models.

### Camaro

1990084 69-89 w/MT, w/otilt

1990096 69-86 w/tilt

7843451 84-89 with AT, w/tilt

7843451 90 all

1990096 91-92 with MT, w/tilt

7843451 91-92 with AT

26036235 93-02 with AT

### Firebird/Trans Am

1990084 71-88

7843451 84-99 with tilt

26036235 93-02 with AT

### Chevy II/Novo

1990084 69-79 without tilt

### Full Size

1990084 71-81

26036235 96 Impala SS

26036235 96 Caprice Classic

### Chevrolet/GMC Truck/Suburban

1116683 67-72

1990084 73-86 C/K

1990084 87-91 R/V

1990084 88-94 C/K

# Reproduction GM Sending Units



**OER AUTHORIZED**

## 1956 Temperature Sending Unit

The temperature sending unit screws into the side of the cylinder block or on the intake manifold and allows the temperature gauge to function properly.

- 1956 Chevrolet car with factory gauge
- 1956 GM truck with factory gauges
- 1956 GM truck with factory gauges

1513130 56



**OER AUTHORIZED**

## 1965-71 Temperature Sending Unit

The temperature sending unit screws into the side of the cylinder block or on the intake manifold and allows the temperature gauge to function properly.

- 1965-66 GM truck with factory gauges
- 1969-70 Camaro with factory gauge
- 1969-71 Impala/full size with factory gauge
- 1969-71 Nova with factory gauge
- 1969-71 Chevelle with factory gauge

1513462 65-71



**OER AUTHORIZED**

## 1979-82 Temperature Sending Unit

The temperature sending unit screws into the side of the cylinder block or on the intake manifold and allows the temperature gauge to function properly.

- Chevrolet**
- 1979-80 Monza
  - 1980 Camaro 4.9L with factory gauge
  - 1980 Malibu with factory gauge
  - 1980 El Camino with factory gauge
  - 1980 Monte Carlo with factory gauge

- Buick**
- 1979-80 Regal
  - 1979-80 Century with factory gauge
  - 1979-82 Riviera with factory gauge

8993107 79-82



**OER AUTHORIZED**

## 1957-78 Temperature Sending Unit

This temperature sending unit installs in the side of the cylinder block or intake manifold and provides a signal for the temperature gauge.

- |                                    |                      |
|------------------------------------|----------------------|
| <b>Chevrolet</b>                   | <b>Buick</b>         |
| 1957-61 GM truck                   | 1976-77 Riviera      |
| 1962-66 GM truck exc. dually       | 1976-77 Skylark      |
| 1967-72 GM truck                   | 1976-77 Electra      |
| 1957-63 full size car              | 1976-77 Lesabre      |
| 1969-75 full size car              | 1976-77 Estate Wagon |
| 1969-78 Caprice                    | 1976-78 Regal        |
| 1957-67 Corvette w/electric gauges | 1976-78 Century      |
| 1963-65 Chevy III/Nova             | 1976-78 Skyhawk      |
| 1969-78 Nova                       |                      |
| 1964 Malibu                        | <b>Pontiac</b>       |
| 1965-67 Chevelle                   | 1976-78 Astro        |
| 1976-78 Malibu                     | 1976-78 Bonneville   |
| 1967 Camaro                        | 1976-78 Catalina     |
| 1969-78 Camaro                     | 1976-78 Firebird     |
| 1969-78 Vega                       | 1976-78 Grand Prix   |
| 1969-78 Monza                      | 1976-78 Lemans       |
| 1976-78 Monte Carlo                | 1976-78 Safari       |
| 1976-78 El Camino                  | 1976-78 Sunbird      |
| 1976-78 Chevette                   | 1976-78 Ventura      |

748691 57-78



**OER AUTHORIZED**

## 1977-79 Temperature Sending Unit

The temperature sending unit screws into the side of the cylinder block or on the intake manifold and allows the temperature gauge to function properly.

- Chevrolet**
- 1979 Camaro with factory gauges
  - 1979 Nova with factory gauge
  - 1979 Impala with factory gauge
  - 1979 Caprice with factory gauge
  - 1979 Malibu with factory gauge
  - 1979 El Camino with factory gauges
  - 1979 Monte Carlo with factory gauges
  - 1979 Monza with factory gauges
  - 1979 Chevette with factory gauges

- Oldsmobile**
- 1978-79 Starfire with factory gauges
  - 1979 Cutlass with factory gauge
  - 1979 Delta 88 with factory gauge
  - 1979 Omega with factory gauge
  - 1979 Ninety Eight with factory gauges
  - 1979 Toronado with factory gauges

- Pontiac**
- 1977 Astro with factory gauges
  - 1977-79 Firebird with factory gauge
  - 1977-79 Gran Prix with factory gauge
  - 1977-79 Le Mans with factory gauge
  - 1977-79 Sunbird with factory gauge
  - 1979 Bonneville with factory gauges
  - 1979 Catalina with factory gauges
  - 1979 Grand Am with factory gauges
  - 1979 Ventura with factory gauges

6400759 77-79



## 1958-87 GM Oil Pressure Sending Unit **OER AUTHORIZED**

This reproduction oil pressure sending unit manufactured to original specifications to provide the correct signal to the instrument cluster.

10045707 56-87

# Camaro/Firebird Dash Components



## 1969 Camaro Dash Grab Handle and Molding Kit

Reproduction 1969 Camaro dash grab handle and molding kit that is located above the glove box door on the dash. Complete kit includes: the black plastic molding with silver trim, grab handle with chrome bezels, Camaro script emblem and all necessary retainers and hardware.

88090 69 Camaro



## 1969 Camaro Instrument Panel Molding



Reproduction of the original instrument panel molding located above glove box door area on dash. Features correct mylar chrome trim. Prepackaged in OER<sup>®</sup> bag with GM Restoration Parts<sup>™</sup> logo.

3939692 69 Camaro



## 1969 Camaro Dash Panel Clip

This reproduction aluminum clip attaches the dash panel molding located above the glove box on 1969 Camaro models. Sold individually, 3 required.

3922826 69 Camaro



## 1969 Camaro Dash Panel Emblem

Original style reproduction dash panel molding emblem which applies to the dash panel face molding above the glove box door. Officially Licensed by General Motors. Shipped in OER<sup>®</sup> chipboard box with GM Restoration Parts<sup>™</sup> logo.

3950003 69 Camaro



## 1969 Camaro Dash Panel Assist Handle



Correct reproduction of the original dash assist handle installed above the glove box area on 1969 Camaro models. Each handle is manufactured in the correct grain.

3925430 69 Camaro



## 1969 Camaro Dash Assist Handle Retainer Plates

Reproduction of the original backing plate used to hold the dash assist handle above the glove box. Prepackaged in OER<sup>®</sup> bag.

3948552 69 Camaro



## 1969 Camaro Dash Panel Assist Handle Chrome Bezels



Reproduction of the original chrome bezels used to mount the dash assist handle to the instrument panel on standard Camaro models or to the instrument panel molding for models with deluxe interiors. Triple chrome-plated with correct dimensions. Prepackaged in OER<sup>®</sup> bag with GM Restoration Parts<sup>™</sup> logo.

K206 69 Camaro



## 1967-88 Firebird Dash Panel Assist Handle



Reproduction of the original dash panel assist handle for all 1967-68 Firebird models. Available in black only.

9787527 67-68 Firebird



## 1967-89 Firebird Dash Panel Handle Chrome Bezels

OER<sup>®</sup> reproduction of the original chrome bezels used to mount the dash assist handle to the instrument panel on Firebird models. Triple chrome-plated with correct dimensions. Sold in pairs.

K734 67-69 Firebird



## 1970-81 Firebird Dash Panel Assist Handle

Quality reproduction of the original dash panel assist handle for 1970-81 Firebird models. Each handle duplicates the original in every detail. Prepackaged in bag with OER<sup>®</sup> header card.

479872 70-81 black



## 1970-81 Firebird Dash Panel Assist Handle Bezels



A high-quality reproduction of the original dash panel assist handle bezels for 1970-81 Firebird models. Necessary component when replacing the dash panel assist handle.

479437 70-81 black

# GM Wiper Switch Parts

## 1967-68 GM Wiper Switch

Restoration Parts

Reproduction of the original wiper switch for 1967-68 GM models.

See listing below for information pertaining to vehicle applications. Prepackaged in OER® chipboard box with GM Restoration Parts™ logo.

1967-68 Camaro 1967-68 Chevy II/Nova  
1967 GM truck 1967 Chevelle

1993395 67-68 GM

## 1969-71 GM Wiper Switch

Restoration Parts

Reproduction wiper switch for 1969-71 GM models. Includes switch assembly and chrome knob as shown. Prepackaged in OER® chipboard box with GM Restoration Parts™ logo.

1969 Camaro/Nova/Chevelle  
1970-71 Nova/Chevelle

1993464 69-71

## 1969-70 Impala/Caprice, 1970-72 Skylark Windshield Wiper Switch

OER® reproduction windshield wiper switch located in the dash assembly. Each switch is manufactured to exact specifications including correct washer pump and wiper actuator switches. Also includes correct ribbed style chrome wiper switch knob and black and chrome "Push" button for washer pump. Fits 1969-70 Impala and Caprice models. Also, fits 1970-72 Buick Skylark, Sport Wagon and GS models. Prepackaged in OER® box.

**Note:** Not for use on 1969-70 Biscayne or Bel Air models.

**Chevrolet** 1969-70 Impala 1969-70 Caprice  
**Buick** 1970-72 Skylark

1993463 69-72



## 1971-72 Impala/Caprice/ Bel Air/Biscayne/ Windshield Wiper Switch

OER® reproduction windshield wiper switch for 1971-72 Impala, Caprice, Bel Air and Biscayne models. Each switch is manufactured to exact specifications including correct washer pump and wiper actuator switch. Also includes correct black knob with "Washer Wiper" verbiage in original font. Prepackaged in OER® box.

1971-72 Impala 1971-72 Bel Air  
1971-72 Caprice 1971-72 Biscayne

1994112 71-72

## 1969-81 Camaro/Firebird Wiper Knobs

Reproduction windshield wiper/washer knob for all 1970-81 Firebird models and 1969-81 Camaro, 1969-71 Chevelle, Nova, and 1969-70 full size models. Firebird knob features the correct chrome and black finish and the word "PUSH" as original. Camaro knob is chrome without wording.

K525 70-81 Firebird  
K582 69-71 Chevelle  
K582 69-71 Nova  
K582 69-70 full size  
K582 69-81 Camaro



## 1967-68 GM Windshield Wiper Knob

OER® reproduction GM windshield wiper switch knob. Prepackaged in OER® chipboard box with GM restoration parts logo.

1967-68 Camaro  
1967 Chevy II/Nova  
1967 Chevelle  
1967 El Camino  
1967 GM full size models

Restoration Parts

3906147 67-68 GM



## 1969 Camaro Headlamp/Wiper Switch Ground Strap

Restoration Parts

Reproduction of the original headlamp and wiper switch ground strap for 1969 Camaro.

3937657 69 Camaro



## 1967-68 F-Body Wiper Switch Nut

Reproduction of the chrome nut that's used to mount the windshield wiper switch in all 1967-68 Firebird and Camaro models. Prepackaged in bag with OER® header card featuring GM Restoration Parts™ logo.

533012 67-68 Firebird  
3904859 67-68 Camaro

## 1955-56 Chevy Passenger Car Wiper Nut

AUTHORIZED  
Reproduction chrome-plated windshield wiper switch nut which threads on the shank of the wiper switch and secures it to the dash on 1955-56 Chevrolet full size passenger cars.

TF100312 55-56

## 1967-68 GM Headlamp/Wiper Switch Nut Tool

This OER® manufactured tool is designed to easily remove the headlamp or wiper switch nut on 1967-68 Camaro/Firebird or any GM model with similar style nuts.

T10030 67-68

# GM Headlamp Switch Parts



## 1967-68 F-Body Hi-Beam Indicator

OER® reproduction headlamp hi-beam indicator bulb housing, red lens and ground strap for 1967-68 Camaro and Firebird models. Mounts on the upper portion of the rear section of the plastic instrument carrier. The ground strap is instrumental in grounding the hi-beam indicator light and gauge cluster assembly. Includes mounting screws. Bulb and wiring not included. For bulb use #1895. Prepackaged in OER® chipboard box.

**Note:** The wire formed ground strap included with this set, is used for 1967 models only. The flat die-stamped ground strap is used for 1968 models.

748620 67-68 Camaro/Firebird



3974093 - switch



3973660 - bezel

## 1970-78 Camaro Defogger Switch and Bezel

Quality OER® defogger switch and bezel for 1970-78 Camaro models. The switch mounts in the right side of the instrument panel as original. The die-cast reproduction bezel is manufactured in correct detail and features black and silver finish and HI/DE-FOG/LO markings. Installs in the dash instrument panel below the rear defroster switch. Bezel includes mounting nuts.

3974093 70-78 Camaro

3973660 70-78 Camaro

## GM Headlamp Switch Mounting Nut

This mounting nut is used for retaining the headlamp switch to the instrument panel on the following GM models:

### Chevrolet

1968 All exc. Camaro  
1969-70 All Models  
1971-72 All exc. Full Size  
1971-80 Vega, Monza  
1973-79 Nova, Camaro  
1976-82 Chevelle  
1977-82 Full size  
1978-88 Monte Carlo  
1978-88 Malibu, El Camino  
1980-82 Camaro  
1980-82 G10  
1982 Celebrity  
1983-90 Cavalier

### Buick

1976-80 LeSabre, Estate Wagon  
1979 Skylark

### Pontiac

1971-81 Astro, Sunbird, Ventura  
1981-82 T1000  
1982 Phoenix  
1982-89 Parisienne, Safari  
1989-90 Sunbird

### Oldsmobile

1976-79 Omega  
1976-80 Starfire  
1976-82 Ninety Eight  
1976-82 Toronado  
1976-90 Delta 88  
1982 Ninety Eight Regency  
1982-90 Custom Cruiser  
1984 Ninety Eight Regency

3919021 68-90

## 1967-68 Camaro Headlamp Switch Nut

Reproduction of the chrome nuts which are used to mount the headlamp switch in all 1967-68 Camaro models. Prepackaged in bag with OER® header card.

3904861 67-68 Camaro

## 1967-68 Firebird Headlamp Switch Nut

Reproduction of the chrome nuts which are used to mount the headlamp switch in all 1967-68 Firebird models. Prepackaged in bag with OER® header card featuring the GM Restoration Parts™ logo.

1945071 67-68 Firebird

## 1982-92 Camaro Headlamp Switch Nut

Reproduction mounting nut designed to retain the headlamp switch to the instrument panel on 1982-92 Camaro models. Prepackaged in OER® poly tube.

10003445 82-92 Camaro

## 1968-89 GM X & Y-Body Headlamp Switch Nut

Reproduction headlamp switch for 1968 Chevy II/ Nova, 1968-82 and 1984-89 Corvette models. Correct thread and slotted head design with an insulated inner guide as original. Prepackaged in OER® poly tube.

3916710 68-89

## 1969 Firebird Headlamp Switch Bezel/Retainer

Exact reproduction of the original headlamp switch bezel used on 1969 Firebird models. Also includes a die-cast reproduction of the headlamp switch bezel nut.



Prepackaged in bag with OER® header card featuring the GM Restoration Parts™ logo.

8526 69 Firebird

## 1970-81 Firebird Headlamp Switch Bezel and Mounting Nut

Reproduction switch bezel and mounting nut for 1970-81 Firebird models. Bezel mounts behind the headlamp knob



at the dash face. Mounting nut mounts the headlamp switch to the dash assembly. Manufactured in correct black finish. Prepackaged in OER® bag with header card.

482351 70-81 bezel

482475 70-81 nut

## 1969-81 GM Headlamp Switch Nut Tool

This OER® manufactured tool is designed to easily remove the headlamp switch nut on 1969-81 Camaro or any GM model with similar style nuts.

**Note:** Nut not included.

T10040 69-81

# GM Dash Components

## 1967-88 GM Headlamp Switch Knob

Restoration Parts

OER® reproduction of the original headlamp switch knob and rod for various 1967 Chevrolet models and 1968 Camaro.

1967 Chevrolet Models 1968 Camaro Models

3886987 67-68 GM

## 1969-70 GM Headlamp Switch Knob

Restoration Parts

OER® reproduction of the original headlamp switch knob and rod that fits various GM models. Will replace your missing or damaged part exactly.

1969-70 Camaro 1969-70 Full size Chevrolet  
1969-70 Chevelle 1969-70 Nova

3954210 69-70 GM

## 1969 Firebird Headlamp Switch Knob

Restoration Parts

Expertly crafted reproduction of the original headlamp switch knob and rod found on 1969 Firebird models. Includes correct switch knob and stem as pictured. Prepackaged in bag with OER® header card featuring the GM Restoration Parts™ logo.

9797087 69 Firebird

## 1971-75 GM Headlamp Switch Knob

Reproduction headlamp switch knob for 1971-75 Chevrolet models. This knob is assembled and ready to install. Includes the knob and rod and features the correct logo.

1972-75 Camaro 1971 Chevelle SS  
1972-75 Chevelle 1971-75 Vega and Monza  
1972-75 Nova

3986886 70-75 GM

## 1971-75 Impala Headlamp Switch Knob

OER® reproduction headlamp switch knob for 1971-75 Impala and full size models. This knob features a brushed chrome headlamp symbol and is manufactured in the correct length to install on all GM full size models.

3996284 71-75 Impala

## 1970-81 Firebird Headlamp Switch Knob

Reproduction headlamp switch knob for 1970-81 Firebird models. This knob features the correct chrome and black finish as shown. Comes prepackaged in OER® chip board box with GM restoration logo.

479773 70-81 Firebird

## 1975-91 GM Truck Headlamp Knob

OER® reproduction headlamp knob for 1975-91 Chevrolet/GMC truck models. Manufactured from injection molded material with a quality chrome finish and the correct lamp logo as original. Prepackaged in OER® poly tube.

469302 75-84 all  
15608685 85-86 C/K  
15608685 87-91 R/V

## 1977-79 GM Headlamp Switch Knob

OER® reproduction of the original GM headlamp switch knob and rod.

1977 El Camino  
1977 Malibu  
1977-78 Oldsmobile Omega models w/o woodgrain  
1977-79 Chevrolet Nova

457837 77-79 GM

## 1978-81 GM Headlamp Switch Knob

OER® reproduction headlamp switch knob and rod assembly designed for various GM models. Prepackaged in OER® chip board box.

1979-81 Camaro  
1978-81 Malibu/El Camino  
1978-81 Monte Carlo

463440 78-80 GM



## 1982-92 Camaro Headlamp Switch Knobs

OER® reproduction headlamp switch knob and shaft for 1982-92 Camaro models. Manufactured to original specifications and features the correct light markings. Prepackaged in OER® polytube.

14032053 82-87 Camaro  
10098729 88-89 Camaro  
10098780 90-92 Camaro



## 1969-70 Dash Knob Set

Restoration Parts

Complete dash knob set for 1969-70 Camaro, Chevelle, full size, and Nova models. Includes lighter assembly, light switch, radio volume/tuning and windshield washer knobs. The K276 includes a tone and dummy knob for mono radios. The K277 includes a balance and fader knob for models originally equipped with stereo. Set comes in OER® packaging that features the GM Restoration Parts™ logo.

K276 69-70 mono  
K277 69-70 stereo



K150

## 1967 Camaro/Firebird Dash Knob Bezel Set

GM Restoration Parts

Includes bezel sticker set for complete replacement. Prepackaged in sets of 4 bezels with replacement stickers in plastic with OER® header card display. Decals are also available separately. Individual OER part numbers are listed below.

3904858	1967	wiper switch bezel
3904860	1967	ignition switch bezel
3904862	1967	headlight switch bezel
3904863	1967	cigarette lighter bezel

K150	67	4 piece set w/stickers
K151	67	set of stickers



## 1968 F-Body Dash Knob Bezel Set

Includes lighter, windshield washer, lights and ignition. Each bezel includes the correct lettering and font for each dash knob. Prepackaged in bag with OER® header card featuring the GM Restoration Parts™ logo.

GM Restoration Parts

K279	68	Camaro/Firebird
------	----	-----------------



GM Restoration Parts

## 1967 GM Ignition Indicator Bezel

Chrome-plated reproduction of the bezel that fits directly behind ignition bezel nut on 1967 Camaro/Firebird models. Prepackaged in bag with OER® header card with GM Restoration logo.

1967 Camaro/Firebird 1967 full size passenger

3904860	67	GM
---------	----	----



GM Restoration Parts

## 1966-68 GM Ignition Switch Bezel Nut

OER® reproduction of the original GM chrome-plated bezel nut that threads onto ignition switch and secures it to the dash. Prepackaged in plastic with OER® header card.

1966	Biscayne Bel Air
1967	Chevy II, Chevelle
1967-68	Camaro
1967-68	Firebird

3897349	66-68	GM
---------	-------	----



## 1967-68 GM Truck Ignition Switch Nut

OER® reproduction of the original chrome-plated nut for 1967-68 Chevrolet/GMC truck that threads onto ignition switch and secures it to the dash. Prepackaged in plastic with OER® header card.

3908807	67-68	GM truck
---------	-------	----------



## 1968-72 GM Truck Ignition Switch Nut

OER® reproduction of the original chrome-plated nut for 1968-72 Chevrolet/GMC truck that threads onto ignition switch and secures it to the dash. Prepackaged in plastic with OER® header card.

3918893	68-72	GM
---------	-------	----



TF100314



TF100315

## 1955-57 Chevy Passenger Car Ignition Nut

OER AUTHORIZED

Reproduction chrome plated nut which threads on the shank of the ignition switch and secures it to the dash on 1955-57 Chevrolet full size passenger cars.

TF100314	55-56
----------	-------

TF100315	57
----------	----



## 1967-68 Camaro Ignition Switch Bezel Nut Tool

You can avoid destroying your original bezel nut or install a new nut without damaging it with this special tool. It's designed specifically to interlock with the three recessed dimples on the outside edge of your bezel nut which will avoid any other contact that can scratch your chrome. For 1967-68 Camaro bezel nuts.

Note: Bezel nut not included.

T10010	67-68	Camaro
--------	-------	--------



OER AUTHORIZED

## 1967-70 GM Hazard Switch Knob

Reproduction emergency flasher knob is die-cast and chrome-plated as original. The FLASHER lettering is on the front and rear of the stem.

1967-70	Camaro/Firebird
1968-70	Impala
1968-70	Nova

396256	67-70	GM
--------	-------	----



OER AUTHORIZED

## 1967-70 GM Hazard Switch Knob

Reproduction emergency flasher knob is die-cast and chrome-plated as original. Fits numerous GM models from 1967-70.

1967-70	Camaro	1967-70	Firebird
1967-70	GM Truck	1968-70	Impala
1967-70	El Camino	1968-70	Chevy II/Nova
1967-70	GTO		

398165	67-70	GM
--------	-------	----



## 1967-78 Hazard Switch Knob

OER® reproduction of the hazard flasher switch knob designed for use on various GM models. Each knob is an exact replica of the original switch knob manufactured to exact specifications. Prepackaged in OER® polytube.

Camaro	1971-77 (1st design)
Firebird	1971-77 (1st design)
Nova	1967-77 (1st design, correct for 1971-77)
Impala, full size	1970-78 all
GM Truck	1967-77
Corvette	1967-68 without tilt or telescopic
	1969-72 all
	1973-76 all
	1977 (1st design)

411525	67-78
--------	-------

# GM Cigarette Lighters and Components



## 1958-80 Impala Rochester Cigarette Lighter

OER® reproduction knob and element for all 1958-60 Impala and passenger car models. Prepackaged in OER® chipboard box with GM Restoration Parts™ logo.

*Note: Housing and retainer may be necessary to complete the lighter assembly.*

3742400 58-60 Impala



## 1964 Impala Rochester Cigarette Lighter

OER® reproduction of the original knob and Rochester element for all 1964 Impala and passenger car models. Prepackaged in OER® chipboard box with GM Restoration Parts™ logo.

7025975 64 Impala



## 1967-68 GM Rochester Cigarette Lighter

Reproduction of the original dash lighter assembly found in all 1967-68 Camaro, 1967 Chevrolet passenger cars, 1967 Chevelle, and 1967 Nova models. Each lighter assembly includes the knob and heating element as pictured. Prepackaged in OER® bag with GM Restoration Parts™ logo.

7031884 67-68 GM



## 1961-63 Impala Rochester Cigarette Lighter

OER® reproduction knob and element for all 1961-63 Passenger Car models. Prepackaged in OER® chipboard box with GM Restoration Parts™ logo.

*Note: Housing and retainer may be necessary to complete the lighter assembly.*

3782619 61-63 Impala



## 1965-66 Impala/Nova Rochester Cigarette Lighter

OER® reproduction of the original knob and Rochester element for 1965-66 Impala, passenger Car and Chevy II/Nova models. Prepackaged in OER® bag with GM Restoration Parts™ logo.

3861472 65-66 Impala/Nova



## 1969 Camaro/Nova Rochester Cigarette Lighter

Reproduction of the original dash lighter assembly found in all 1969 Camaro and Nova models. Each lighter assembly includes the knob and heating element as pictured. Prepackaged in OER® bag with GM Restoration Parts™ logo.

7027625 69 Camaro/Nova



## 1955-81 GM Rochester Cigarette Lighter Heating Element

OER® reproduction cigarette lighter heating element for use on models throughout the GM line with Rochester design lighters. Features element with threaded stud and protector cup. Prepackaged in OER® chipboard box.

1955-57 7½-5 Chevy  
1958-81 Impala/full size  
1962-79 Chevy II/Nova

1964-79 Chevelle

1967-79 Camaro

7026520 55-81 GM



## 1967-69 Firebird Rochester Cigarette Lighter

OER® quality reproduction of the original dash lighter assembly, includes knob and heater element. Prepackaged in OER® bag with GM Restoration Parts™ logo.

*Note: Housing and retainer may be necessary to complete the lighter assembly.*

7033244 67-69 Firebird



## 1970-84 GM Rochester Cigarette Lighter

Reproduction lighter knob for 1970-84 Chevrolet models. This lighter includes the knob and element.

1970-79 Nova  
1973-77 Chevelle  
1971-79 Ventura  
1977-79 Omega

1976-79 Skylark

1973-84 C/K pickup

1973-84 Suburban

1973-84 Blazer/Jimmy

7021684 70-84 GM





## 1970-78 GM Rochester Cigarette Lighter

Reproduction lighter knob for 1970-78 Chevrolet models. This lighter includes the knob and element and features the correct flame style logo.

1970-78 Camaro  
Chevelle, Monte Carlo  
1970-75 full size Chevrolet  
1971-78 Vega, Monza

7028146 70-78 GM



## 1970-81 Firebird Rochester Cigarette Lighter

Reproduction lighter knob for 1970-81 Firebird models. Also used in other Pontiac models from 1970-81. This knob includes the heating element and features the correct logo. Prepackaged in OER® bag.

7030711 70-81 Firebird



## 1982-89 Camaro Rochester Cigarette Lighter

Reproduction Rochester cigarette lighter for 1982-89 Camaro models. This lighter includes the heating element and the correct knob. Prepackaged in OER® box.

12368373 82-89 Camaro



## 1955-81 GM Rochester Dash Cigarette Lighter Housing

Reproduction lighter housing for all 1955-81 GM vehicles with Rochester style cigarette lighters. The lighter housing is mounted in the dash, which the knob and element are inserted into.

**Note:** \*Requires the lighter housing retainer (7027289) available separately.

1955-81 GM Models 1967-81 Firebird  
1967-81 Camaro 1972-81 Chevelle  
1972-81 full size

7027910 55-69 stud type connector

7028056 70-81 blade type connector

7028145 72-81 stud type connector



## 1959-85 GM Rochester Dash Cigarette Lighter Housing Retainer

Reproduction cigarette lighter housing retainer for various GM models equipped with Rochester style cigarette lighter assemblies. This steel retainer holds the lighter housing in the dash. Prepackaged in OER® poly tube.

### Chevrolet/Pontiac

1967-70 Camaro 1967-68 Firebird  
1959-64 Impala 1969-70 Impala  
1962-79 Chevy II/Novaa 1973-85 Truck  
1967 Chevelle 1969-71 Chevelle

### Oldsmobile

1960 all models 1964 F85  
1965-66 all models 1967 Toronado  
1968-70 all models

7002184 59-85 GM



## 1970-81 GM Rochester Dash Cigarette Lighter Housing Retainer

Reproduction lighter housing retainer for 1970-81 GM vehicles. The lighter housing retainer secures the lighter housing to the dash panel. This retainer also features the cigarette lighter lamp housing.

7027289 70-81 GM



## 1976-91 GM Rochester Dash Cigarette Lighter Housing Retainer

OER® reproduction instrument panel lighter housing retainer designed for the various GM models listed with a Rochester cigarette lighter. This authentic replication retainer is manufactured to exact specifications assuring proper fit and authenticity. Allows the lighter to mount to the instrument panel properly. Prepackaged in OER® poly tube.

1976-91 Camaro 1976-81 Chevelle  
1982-90 Firebird 1976-81 El Camino  
1976-81 Impala/full size 1976-81 Monte Carlo

17062404 76-91 Rochester



GM Restoration Parts

## 1969 Firebird Dash Lighter Bezel

OER® quality replacement for the original dash lighter bezel surrounding the cigarette lighter assembly. Features the word "LIGHTER". Prepackaged in bag with OER® header card featuring GM Restoration Parts™ logo.

9784338 69 Firebird



481130



481129


## 1970-81 Firebird Lighter Dash Bezel and Retainer

Reproduction lighter housing bezel for 1970-81 Firebird models. Mounts to the lighter housing at the dash face. To install the bezel, a special threaded retainer is required. Prepackaged with OER® header card.

481130 70-81 bezel

481129 70-81 bezel retainer

# GM Ashtrays and Components



GM Restoration Parts

## 1967 Camaro Dash Ashtray

Top quality reproduction center dash ashtray featuring the correct style front pebble grain face plate. Originally installed on 1967 Camaro models, will fit 1968 models with slight cosmetic differences. Packaged in OER™ box with GM Restoration Parts™ logo.

3891667 67 Camaro



## 1967 Camaro/Firebird Dash Ashtray Bracket

GM Restoration Parts

Factory authorized re-creation of the original 1967 center dash ashtray bracket. Will restore smooth operation of OER™ or original ash receiver to reduce vibration usually associated with broken or worn units. Delivered with OER™ header card featuring the GM Restoration Parts™ logo.

3891674 67 Camaro/Firebird



9789415



walnut

burlwood

COLORING SOURCE

## 1967-68 Firebird Dash Ashtray

OER™ reproduction of the original dash ashtrays for 1967-68 Firebird models. The ashtray face for 1967 models features a simulated, horizontal walnut grain. The ashtray face for 1968 models features a simulated burlwood grain. These ashtrays are designed to match the center dash panel as original.

9789415 67 walnut  
9792503 68 burlwood

## 1967-81 GM Fiber Optic Ashtray Socket

Reproduction fiber optic ashtray lamp socket for 1967-81 Camaro and Firebird models, and 1967-70 Chevrolet/GMC Truck models with automatic transmissions.

6288601 67-81 GM

appearance of inner ashtray area



3965143A



3965143W

## 1969 Camaro Dash Ashtray Assembly

OER™ reproduction dash ashtray assemblies for 1969 Camaro models with standard or deluxe interior. The ash tray door for standard interiors comes in black primer and may be painted as required. The ashtray door for deluxe interior models features a cherrywood face panel to match the dash panel and glove box door as original. Ashtray receiver sold separately. Prepackaged in OER™ box.

3965143A 69 black  
3965143W 69 cherrywood



## 1969-79 GM Center Dash Ashtray Insert

Reproduction ashtray receiver that installs in the pull out dash ashtray. This quality replacement is manufactured in the correct material to fit a variety of GM models.

1969 Camaro  
1969-79 Nova  
1971-75 Ventura

3965143 69-79 GM



## 1962-67 GM Rear Ashtray

Reproduction of the rear ashtray for the various GM models listed. This stainless steel ashtray features a polished finish as original. This ashtray has an offset shape (not square).

**Note:** For use with reproduction rear armrest bases #N7954 only. Not for use with original armrest bases.

### Chery II

1962-67 2 door exc. convertible  
1962-67 4 door (deluxe)

### Bel Air

1965-67 2 and 4 door exc. Sport Sedan

N1000 62-67 GM



## 1962-91 GM Ashtray

Reproduction of the ashtray for the various GM models and applications listed. This stainless steel ashtray features a polished finish as original.

### Impala

1962-64 4 door hardtop, sedan, wagon)

### Biscayne

1962-64 (2 door sedan, 4 door sedan/wagon)  
1965-67 (2 and 4 door all)

### Chery II

1962-67 (2 door sedan, 4 door sedan/wagon)

### Truck

1965-69 Suburban and Blazer (armrest)  
1969-72 all with bucket seats (seat separator box)  
1973-78 G/K Truck Blazer/Jimmy (armrest and seat separator box)  
1979-91 Suburban and Blazer (rear seat)

4772998 62-91 GM

# GM Ashtrays and Components



**GM** Restoration Parts

## 1964 Impala Dash Ashtray Assembly

OER® reproduction ashtray assembly includes ashtray with a bright, ribbed face, and knob with bezel. Each ashtray unit will fit and install exactly as original. Prepackaged in OER® chipboard box.

3840801 64 Impala



K144

## 1965-66 Impala/Full Size Chrome Dash Ashtray

**GM** Restoration Parts

OER® reproduction ashtray assembly. The 1965-66 Impala required a LH and RH ashtray. Each ashtray is available with chrome face plate. The chrome face ashtray is for 1965-66 Impala or deluxe interior models. Individually prepackaged in OER® box.

K145 65-66 LH  
K144 65-66 RH



3876428

## 1965-66 Impala/Full Size Black Dash Ashtray

**GM** Restoration Parts

OER® reproduction black face ash tray assembly. The 1965-66 Impala required a LH and RH ashtray. Each ashtray is available in black only (paint as required). The black face ashtray is for use on all full size models without deluxe interior models. Individually prepackaged in OER® box.

3876428 65-66 LH  
3857116 65-66 RH



**OER** AUTHORIZED

## 1968-81 GM Rear Quarter Ashtray

Reproduction rear ashtray assembly for various GM models. This is the smooth lid design and includes the insert assembly. Measures: 3-1/8" x 2". Sold individually 2 required per vehicle.

1968-69 Camaro with deluxe interior  
1970-74 Camaro  
1968-69 Firebird with deluxe interior  
1970-74 Firebird  
1969 Impala/full size cars  
1976-81 Impala/full size cars  
1968-79 Chevy II/Novo

K813 68-81 GM



## 1967-76 GM Rear Ashtray Insert

Reproduction GM ashtray insert for use with rear quarter side panel ashtrays. 1-1/8" x 2-3/16" x 1-7/8" high. 2 required.

1967 Camaro/Firebird  
1968-71 Chevelle/A-Body convertible  
1968-76 GM full size/B-Body sport coupe & convert.  
1973-76 crew cab GM truck rear door armrest

K1103 67-76 GM



## 1968-90 GM Rear Ashtray Insert

Correct reproduction of the inner rear side panel ashtray receiver. This ashtray was installed on 1968-90 GM deluxe interior models and convertible models. 2-1/8" x 1" x 1-1/2" high. 2 required.

1968-69 Camaro 1976-90 GM A-Body w/wg. rear white  
1969 Impala 2 door 1976-79 Nova 2 door  
1969-75 Firebird 1976-90 GM B-Body wagon rear  
1969-72 Grand Prix  
1970-72 Chevelle/A-Body sport coupe  
1970-72 Nova  
1973-75 Apollo  
1973-77 Chevelle Station Wagon  
1974 Chevrolet GMC crew cab rear door armrest

K1104 68-90 GM



## 1967-76 GM Rear Ashtray Assembly

Reproduction ashtray assembly includes the base, receiver and chrome ashtray lid assembly. The ashtray fits various GM models. 4" x 2-1/2" x 2" High. 2 required.

1967 Camaro/Firebird  
1968-71 Chevelle/A-Body convertible  
1968-76 full size/B-Body sport coupe & convertible  
1973-76 crew cab truck rear door armrest

8801663 67-76 GM

features correct lowered lid as original



## 1968-90 GM Rear Quarter Ashtray

Reproduction ashtray assembly is for various 1968-90 GM models. This ashtray includes the insert and measures 3-1/8" x 2". Manufactured with correct lowered lid. 2 required.

### Chevrolet

1968-69 Camaro  
1970-74 Camaro  
1969 Biscayne/Bel Air 2 door sedan  
1970-79 Nova (4 door)  
1970-72 Chevelle/A-Body sport coupe  
1973-77 Chevelle/A-Body station wagon  
1976-79 A-Body wagon rear wheelhouse  
1976-79 Nova 2 door  
1976-90 B-Body wagon rear wheelhouse

### Pontiac

1968-75 Firebird  
1969-72 Grand Prix

### Buick

1973-75 Apollo

### Truck

1974 Crew Cab rear door

8795489 68-90 GM

# GM Radio/Antenna Components

## 1962-64 Impala Rear Seat

### Speaker Grill



OER® reproduction rear seat speaker grill for 1962-64 Impala models. Designed and manufactured to exact factory specifications, each grill features a correct Impala logo designed for 1962-64 models. Prepackaged in an OER® box. Officially Licensed by General Motors.



4839267 62-64 Impala

## 1965-67 Impala Rear Seat

### Speaker Grill



OER® reproduction rear seat speaker grill for 1965-67 Impala models. Designed and manufactured to exact factory specifications, each grill features a correct Impala logo designed for 1965-67 models.



The Impala logo changed in 1965 as well as the design of the speaker grill. Prepackaged in an OER® box. Officially Licensed by General Motors.

4476574 65-67 Impala



## 1967-69 Camaro Antenna Kits

Reproduction antenna assembly for 1967-69 Camaro models. Used on front fender antenna applications, includes components as shown.

ANT2 67-68 Camaro  
ANT3 69 Camaro

## 1969-81 GM Radio Antenna Mast

3943654

Reproduction 30" non-retractable round mast AM/FM antenna originally for the GM models.

1969 Chevrolet Camaro	1969-81 Chevrolet Corvette
1969-70 Chevrolet Nova	1967-72 Chevrolet/GMC pickup
1970 Chevrolet Chevelle	1973-78 Blazer/Jimmy
1969-70 Chevrolet full size	1969 Pontiac Firebird
1973-75 Chevrolet full size	

3943654 69-70 GM



## 1969 F-Body Antenna Cable

Reproduction AM/FM fender mount antenna cable for 1969 Camaro and Firebird models.

469304 69 F-Body

## 1967 Camaro AM Antenna Mast

Replace your missing or damaged telescopic style antenna mast with this quality reproduction for 1967 Camaro models with AM radio.

986819 67 Camaro

## 1967-68 F-Body Antenna Body

Correct reproduction antenna body for 1967-68 Camaro and Firebird AM or AM/FM antennas. Features the complete body assembly as shown. For use with 3863499 antenna bezel nut and 3897333 bezel only. For use with plug-in style antenna cable.



3880695 67-68 F-Body

## 1970-81 GM Windshield

### Antenna Cable Lead

Reproduction radio antenna cable for 1970-81 Camaro and Firebird and 1970-79 Nova models with a windshield antenna.

Manufactured with stamped steel ends for an original appearance and include the mounting screws for easy installation. These cables install on the upper cowl panel and connect the radio to the antenna embedded in the windshield glass. Prepackaged in OER® poly tube.



K4424 70-81 Camaro  
K4424 70-81 Firebird  
K4424 70-79 Nova

## 1967-68 GM Antenna Chrome

### Bezel



This superb reproduction features bright chrome-plating with a lustrious finish. Fits all 1967-68 Camaro and Firebird models. Packaged with OER® header card and GM Restoration Parts™ logo.



3897333 67-68 GM



3863499

3943656

## 1967-69 GM Antenna Bezel Nut

Quality chrome reproduction of the antenna bezel nut for 1967-69 GM models. Nut available for antennas with either an original base or a reproduction base. Delivered with OER® header card and GM Restoration Parts™ logo.

### Camaro/Firebird

3863499 67-68 w/original base  
3863499B 67-68 w/repro base

### Camaro/Firebird/Full Size

3943656 69

## 1969-75 GM Antenna Chrome

### Bezel



This chrome bezel inserts under the antenna bezel nut on top of the fender. Fits 1969, 1973-75 Camaro and Firebird models. Packaged with OER® header card and GM Restoration Parts™ logo.



3937665 69-75 GM

## 1967-75 GM Antenna Ground

### Plate



Exact reproduction of the GM brass antenna plate used to ground the antenna body to fender, on 1967-75 Camaro/Firebird and 1973-75 full size models with AM/FM radios. Packaged with OER® header card and GM Restoration Parts™ logo.



3863239 67-75 GM

## 1967-75 GM Fender

### Antenna Gasket

Correct fender mounted antenna gasket for 1967-75 Camaro/Firebird, 1973-75 full size, and 1967-75 Nova models. Manufactured from molded rubber as original.



3820672 67-75 GM



## 1966-67 Nova Radio Bezel

Reproduction of the dash radio bezel for 1966-67 Chevy II/Nova models. Manufactured for a perfect fit in the correct silver color with chrome accents. Prepackaged in OER® box.

RB667 66-67 Nova

# GM Radio and Tuning Knobs



## 1967-68 GM F-Body Radio Plate

Correct reproduction radio bezel plate for all 1967-68 Camaro models. This unit is properly recreated as original with the correct chrome outer trim and black semi-gloss paint.

*Note:* For original factory radios only.



3886998 67-68 F-Body



## 1978-81 Firebird Radio Bezel

OER® quality reproduction radio bezel for all 1978-81 Firebird models. This single opening bezel is manufactured in black with correct chrome trim and will duplicate the originals in fit and appearance. Prepackaged in OER® poly tube.

F117881 78-81 Firebird



K661

## 1967-68 Camaro/Impala Die-Cast Radio Knobs



OER® reproduction radio knobs for 1967-68 Camaro and full size Chevrolet models with original AM or AM/FM radios. Manufactured as original in chrome plated die-cast metal available for mono or stereo applications.

*Note:* For use with factory radios only.

3897313 67-68 all

K661 67-68 mono

K662 67-68 stereo



K478

K478S

## 1967-68 Camaro/Impala Radio Tone Control Knobs



Reproduction tone control knob and a fader control knob produced in original black color. For use with factory original radios only.

K478 67-68 mono

K478S 67-68 stereo



## 1967-69 Firebird Radio Knobs

Exact reproduction of the radio knobs found on all 1967-69 Firebird models. Sold in pairs, including volume and tuning knob. Packaged with OER® header card and GM Restoration Parts™ logo.

*Note:* For use with factory radios only.

9786795 67-69 Firebird



## 1969-70 GM Radio Volume and Tuning Knobs



OER® reproduction volume and tuning control knobs for 1969-70 Camaro, Firebird and Impala models with original AM or AM/FM radios. Manufactured with the original material with a chrome chrome edging and black inserts. Prepackaged in bag with OER® header card.

*Note:* For use with factory radios only.

K652 69-70 GM

## 1969-70 Camaro/Impala Tone and Fader Knobs Stereo



Reproduction tone and fader control knobs produced in a plastic chrome-plated material as original.

*Note:* For use with factory original stereo radios only.

K657 69-70



## 1969-70 Camaro/Impala Tone and Dummy Knobs Mono



Reproduction tone control and dummy knobs produced in a plastic chrome-plated material as original.

*Note:* For use with factory original mono radios only.

K656 69-70

## 1970-81 Firebird Radio Knobs

Reproduction knobs for 1970-81 Firebird 8 track or AM/FM radios. These knobs are manufactured to exact specifications and feature the correct black and chrome finish. Sold in sets of 4.

K574 70-81 8 track

K575 70-81 AM/FM



## 1971-78 GM Radio Knobs

OER® manufactured reproduction radio knobs found on all 1971-78 Camaro/ Firebird, 1973-77 GM Trucks, 1971-75 GM full size and Nova models. Includes volume and tuning knobs and features the correct logos. Sold in pairs.

330107 71-78 GM



## 1975-79 Nova Radio Knob Set

Reproduction knobs for 1975-79 Nova AM radios. These injection molded knobs are manufactured to exact specifications and feature the correct black and chrome finish. Includes Volume, Tuning, Tone and bezel knobs. Sold in sets of 4.

R1049 75-79 Nova

## 1967-69 F-Body Convertible Rear Speaker Screws

Reproduction chrome screws used to mount the rear convertible speaker on Camaro and Firebird models. There are 4 screws required per housing. Set of 4 (2 sets required)

OE #7292636 - Stud, 7292635 - Screw

K101 67-69 F-Body



## 1970-81 GM Speaker Enclosure Retainer

Reproduction retainer which attaches the rear speaker enclosure of various 1970-81 GM models. Sold individually. Comes prepackaged in OER® poly tube.

1970-81 Camaro 1970-81 Firebird 1973-77 Nova 1973-81 GM full size

3973666 70-81 GM

# Reproduction GM Steering Wheels

## 1967-68 Chevrolet Simulated Walnut Wood Steering Wheel

Optional on all 1967-68 Camaro, 1968 Nova, and 1967-68 full size Chevy models. High-quality reproduction Walnut woodgrain wheel is virtually indistinguishable from originals in texture and design unlike previously offered repro units. Each wheel features original style brushed spokes and is fully wrapped in simulated walnut wood as original. Mounting hardware kit and center cap are not included. Packaged in corrugated OER® box with GM Restoration Parts™ logo.



9746195 67-68 Chevrolet

## 1969-70 Chevrolet Reproduction Simulated Rosewood Steering Wheel

Expertly crafted re-creation of the original rosewood woodgrain wheel offered as an option on 1969 Camaro models, 1969-70 Nova, and 1969 full size Chevy models. OER® has dedicated hundreds of hours in an effort to match the correct grain, texture and design, we employ the latest tooling methods to ensure a true stock appearance. Each wheel features the properly coated simulated rosewood design wrapped around a brushed aluminum center. This wheel was available in 1969-70 as option (N34) part #3960722 and was originally referred to as the woodgrain plastic rim sport style steering wheel. The mounting hardware kit and center cap are not included. Delivered in OER® packaging with GM Restoration Parts™ logo.



3960722 69-70 Chevrolet



## 1969-70 Chevrolet Steering Wheels

OER® has reproduced the standard issue steering wheel for 1969 Camaro models and other 1969-70 Chevrolet models. This precision injection molded wheel replaces the original wheel exactly. Each can be installed in place of the original using the original mounting hardware. Choose between using the existing steering shroud, buttons, and horn contacts or replace them with superior OER® reproductions. Fits the following applications: 1969 Camaro, 1969-70 Chevelle, Nova, Impala, Caprice, Biscayne, Monte Carlo, and various other GM models. Prepackaged in corrugated OER® box with GM Restoration Parts™ logo.

3939731	69-70	black
3939732	69-70	dark blue
3939733	69-70	red
3939735	69-70	dark green

## 1969-70 Chevrolet Steering Wheel

OER® offers steering wheel kits which include the steering wheel, horn buttons, center shroud assembly, and horn button contacts. 1969 Camaro, 1969-70 Chevelle, Nova, Impala, Caprice, Biscayne, Monte Carlo, and various other GM models. Packaged in OER® box with the GM Restoration Parts™ logo.



R3492	69-70	black with black shroud
R3493	69-70	black with cherry shroud
R3494	69-70	red with red shroud
R3496	69-70	dark blue with blue shroud
R3497	69-70	dark green with dark green shroud

## 1967 Camaro Standard Steering Wheel

Restoration Parts

OER® standard steering wheel for 1967 Camaro models. Originally installed on vehicles with standard interiors only. This wheel was installed in all 1967 Camaro models without the deluxe interior or wood wheel option. Packaged in corrugated OER® box with GM Restoration Parts™ logo. Available in black only.



9745977 67 Camaro

## 1967 Chevrolet Deluxe Steering Wheel

Restoration Parts

OER® reproduction of the deluxe steering wheel for 1967 Camaro, Bel Air, and Biscayne models. Features "spider style" chrome insert. Originally installed on vehicles with RPO Z87 optional deluxe steering wheels, available for the following models: 1967 Camaro, 1967 Bel Air, Biscayne, and 1967 Nova models. Available in black only, comes packaged in corrugated OER® box with GM Restoration Parts™ logo. Horn button sold separately.



9746436 67 Chevrolet

## 1968 Camaro/Nova/Chevelle/Full Size Steering Wheel

Restoration Parts

Expert crafted OER® re-creation of the interior steering wheel assembly for 1968 Camaro, Nova, Chevelle, and full size passenger models. This wheel features the correct "spider style" brushed chrome insert. Comes in black only. Prepackaged in OER® box with GM Restoration Parts™ logo. Horn button sold separately.



9747536 68 Chevrolet



## 1967 Chevelle/Nova/Deluxe SS Steering Wheel

Restoration Parts

Reproduction steering wheel for 1967 Chevelle and Nova Super Sport models. This steering wheel is injection molded and includes a reproduction of the brushed aluminum steering shroud and horn buttons. Horn contacts and miscellaneous parts for installation are available in the kit as shown or available separately. Prepackaged in OER® box.

9745764 67 steering wheel only  
R3495 67 steering wheel kit

## 1971-81 Four-Spoke Steering Wheel

OER® reproduction of the 4-spoke Sport steering wheel for various 1971-81 GM models with the NK4 steering wheel option. This reproduction features a soft black padding and a 4-spoke design as original. Prepackaged in OER® chipboard box.



1971-79 Camaro  
1980-81 Camaro exc. Z28  
1971-72 Nova  
1975 Nova with sport wheel  
1976 Nova  
1971-72 Chevelle  
1975 Chevelle  
1971-72 Monte Carlo  
1971-75 Vega GT  
1976-78 Vega GT with sport wheel

1971-72 Nomad, Concours, Greenbrier  
1973-75 Monza  
1974 Laguna with sport wheel  
1976 Laguna  
1976-77 Malibu Classic  
1976-77 El Camino  
1976-79 Corvette  
1976- GMC Sprint

458998 71-81 Chevrolet

# Reproduction GM Steering Wheels



769868



768149



768145

## 1962 Impala Steering Wheels

Reproductions of the steering wheel for 1962 Impala models. Available in black, two tone red, and two tone blue. Paint to match for other color combinations. This precision injection molded wheel replaces the original wheel exactly. Each can be installed in place of the original using the original mounting hardware. The Impala emblem is sold separately. Prepackaged in corrugated OER® box with GM Restoration Parts™ logo.

769868	62	Impala	black
768149	62	Impala	two tone red
768145	62	Impala	two tone blue



9740630



9740631



9740629

## 1964 Impala Steering Wheels

High quality reproductions of the steering wheel for 1964 Impala models. Available in black, two tone red, and two tone blue. Paint to match for other color combinations. This precision injection molded wheel replaces the original wheel exactly. Each can be installed in place of the original using the original mounting hardware. Includes steering wheel and horn ring. Impala horn button sold separately. Prepackaged in corrugated OER® box with GM Restoration Parts™ logo.

9740631	64	Impala	black
9740629	64	Impala	two tone red
9740630	64	Impala	two tone blue



769968



5730129



5730130

## 1963 Impala Steering Wheels

Reproductions of the steering wheel for 1963 Impala models. Available in black, red, and two tone blue. Paint to match for other color combinations. This precision injection molded wheel replaces the original wheel exactly. Each can be installed in place of the original using the original mounting hardware. Includes: steering wheel and chrome horn ring as shown. The Impala emblem is sold separately. Prepackaged in corrugated OER® box with GM Restoration Parts™ logo.

769968	63	Impala	black
5730129	63	Impala	red
5730130	63	Impala	two tone blue



9742431



9741875



9742432

## 1965-66 Impala Steering Wheels

High-quality reproductions of the steering wheel for 1965-66 Impala models. Available in black, two tone red, and two tone blue. Paint to match for other color combinations. This precision injection molded wheel replaces the original wheel exactly. Each can be installed in place of the original using the original mounting hardware. Includes steering wheel and horn ring. Impala horn button sold separately. Prepackaged in corrugated OER® box with GM Restoration Parts™ logo.

9741875	65-66	Impala	black
9742431	65-66	Impala	two tone red
9742432	65-66	Impala	two tone blue



# Reproduction GM Steering Components



**GM** Restoration Parts

## 1963-66 Corvette Simulated Walnut Steering Wheel

Quality reproduction simulated walnut steering wheel for 1963-66 Corvette. Quality reproduction woodgrain wheel is virtually indistinguishable from originals in texture and design. Each wheel includes original style brushed spokes and is fully wrapped in simulated Walnut wood as original. Mounting hardware kit and center cap are not included. Packaged in corrugated OER® box with GM Restoration Parts™ logo.

9740603 63-66 Corvette



## 1969-72 Chevrolet Comfort Grip Steering Wheel

Reproduction 3-spoke Comfort Grip steering wheel (GM option code NK1) found on 1969 Camaro and 1969-72 Corvette models. Manufactured as original, this 15" steering wheel is a 3-spoke slotted design with brushed finish stainless steel spokes and a textured hard vinyl black grip.

3952700 69 Camaro  
3952700 70 Chevelle/Monte Carlo/full size  
3952700 69-72 Corvette

## 1962-63 Impala Horn Ring Support

Die-cast reproduction horn ring support for 1962-63 full size Chevrolet models. Prepackaged in OER® box.



764760 62-63 Impala

## 1962 Impala Horn Ring

Die-cast chrome horn ring assembly for 1962

Impala models. Each reproduction horn ring is designed to replace the original exactly. Features correct design with quality chrome appearance. Prepackaged in OER® box.



768150 62 Impala

## 1963 Impala Horn Ring

Die-cast chrome horn ring for 1963 Impala models.

Each reproduction horn ring is designed to replace the original exactly. Features correct design with quality chrome appearance. Prepackaged in OER® box.



3822915 63 Impala

## 1964 Impala Horn Ring

Die-cast chrome horn ring for 1964 Impala models. Each reproduction horn ring is designed to replace the original exactly. Features correct design with quality chrome appearance. Prepackaged in OER® box.



9740492 64 Impala

## 1965-66 Impala Horn Ring

Reproduction steering wheel horn ring for 1965-66 Impala models. Each horn ring features a bright chrome finish with brushed spokes as original. Manufactured to factory specifications for proper fit and an authentic appearance.



3882985 65-66 Impala

## 1959-63 Impala Steering Wheel Ornament

Chrome ornament for 1959-63 Impala and full size steering wheels. Installs on the rim of the wheel. 4 required.



766981 59-63 Impala

# Reproduction Turn Signal/Tilt Wheel Levers



## 1959-67 Turn Signal Lever with Tilt Wheel

OER® reproduction of the turn signal lever for models listed below with tilt wheel. Exact reproduction of the original. Prepackaged in OER® poly tube.

1962-66 Chevy II/Novato  
1959-66 full size car  
1960-62 GM truck  
1964-67 Chevelle  
1963 Corvette  
1960-64 Corvair

3783459 59-67 with tilt wheel



## 1965-66 Turn Signal Lever with Tilt Wheel

OER® reproduction of the turn signal lever for 1965-67 Impala Super Sport and Caprice models with tilt wheel. Exact reproduction of the original. Prepackaged in OER® poly tube.

1965-67 Impala Super Sport  
1965-67 Caprice

3849579 65-67 with tilt wheel



## 1967-72 GM Turn Signal Lever

Reproduction turn signal lever for models with or without the tilt steering wheel option.

1967 all Chevrolet (exc. cruise control)  
1967 Pontiac Firebird (exc. cruise control)  
1967-72 Chevrolet/GMC trucks (exc. cruise control)

3909580 67-72 GM



## 1968-70 GM Turn Signal Lever

Reproduction turn signal lever for models with or without the tilt steering wheel option, except Corvette with tilt or telescopic wheel.

1968-70 all Chevrolet (exc. cruise control)

3961517 68-70 GM



## 1968-78 GM Turn Signal Lever

Reproduction turn signal lever for 1968-78 Buick and Pontiac models, without cruise control.

1977-78 Skylark  
1968-78 Firebird  
1969-72 all Pontiac Models exc. Ventura  
1973-75 all Pontiac Models exc. Grand Am, Grand Prix, Ventura and Astré  
1976 full size Pontiac, LeMans

9786981 68-78 GM



## 1971-83 GM Turn Signal Lever

Reproduction turn signal lever for models without cruise control. With or without tilt steering wheel option except Corvette with tilt or telescopic wheel.

1971-81 Camaro  
1971-79 Nova, Ventura, Apollo, Omega  
1973-76 Corvette  
1971-72 Monte Carlo  
1971-76 Chevelle, El Camino  
1971-76 full size Chevrolet  
1971-80 Vega/Monza, Astré, Skylark  
1973-83 CK pickup  
1973-83 Blazer/Jimmy  
1973-83 Suburban

14005066 71-83 GM



## 1963-71 Tilt Wheel Release Lever

OER® reproduction of the tilt wheel release lever for models listed below. Exact reproduction of the original. Prepackaged in OER® poly tube.

1967-70 Camaro  
1963-70 full size car  
1964-70 Chevelle  
1969-70 Corvette (with tilt and telescopic wheel)

3832567 63-71



## 1964-67 GM Tilt Wheel Release Lever

OER® reproduction tilt wheel release lever for the various 1964-67 models listed.

1967 Camaro  
1967 Chevy II/Novato  
1967 Chevelle/El Camino  
1967 Chevrolet/GMC trucks  
1964-67 full size Chevrolet

3898283 64-67 GM



## 1964-67 GM Tilt Wheel Release Lever

OER® reproduction tilt wheel release lever for the various 1964-67 models listed.

1968-70 all Chevrolet car models  
1968-72 Chevrolet/GMC trucks

3921449 68-72 GM



## 1967-87 GM Tilt Wheel Release Lever

Reproduction tilt wheel release lever for 1967-87 Pontiac models.

1967-75 all Pontiac Models exc. 1967 Firebird  
1968-78 Firebird  
1976-81 full size Pontiac  
1976-83 LeMans, Grand Prix  
1982-83 Grand Am  
1983-87 Bonneville

9787072 67-87 GM



## 1971-91 GM Tilt Wheel Release Lever

Reproduction tilt wheel release lever for 1971-91 models listed.

1976-78 Camaro  
1973-78 Nova, Ventura, Omega, Apollo  
1971-83 full size Chevrolet cars  
1973-91 Chevrolet/GMC trucks  
1976-78 Chevelle/Malibu/El Camino  
1972-78 Corvette

459011 71-91 GM



## 1961-72 Turn Signal Lever Knob

OER® reproduction of the turn signal lever knob for models listed below. Exact reproduction of the original. Prepackaged in OER® poly tube.

1961-66 full size car (exc. Super Sport and Caprice)  
1962-67 Chevy II/Novato  
1961-72 GM truck  
1964-66 Chevelle  
1961-66 Corvair

3782965 61-72

# Reproduction GM Steering Components

## 1955-58 Turn Signal Canceling Cam — without Tilt

Correct reproduction of the turn signal cancelling cam for 1959-66 full size Chevrolet car and 1960-66 Chevrolet/GMC truck models without tilt wheel. Manufactured from high quality material to fit and function as original. Prepackaged in OER® poly tube.



3813945	59-66	full size cars
3813945	60-66	GM trucks

## 1955-58 Turn Signal Canceling Cam Repair Set

Reproduction turn signal cancel repair set for all 1955-58 Chevrolet car models. Set includes the plastic turn signal pawls and springs for a complete replacement. The springs are made from spring steel and pawls are made from a durable plastic as original.



K8099	55-57	Bel Air /210/150
K8099	58	Impala/Bel Air/Biscayne

## 1967-72 Turn Signal Cancel Cam

OER® reproduction of the 1967-72 turn signal switch cancelling cam for tilt steering wheels. Replace your worn out original turn signal cancelling cam with this excellent reproduction. Reproduced to original factory specifications. Each cancelling cam is designed and manufactured to replace and install in place of the original Delco part. Fits various models throughout the GM line. Prepackaged in OER® poly tube.



### Buick

1967-68 Electra  
1967-68 LeSabre  
1967-68 Wildcat  
**Chevrolet**  
1967-68 Impala  
1967-68 Camaro  
1967-68 Chevy II/Novra  
1967-68 Corvair  
1971-72 CR truck  
1971-72 Blazer/Jimmy  
1971-72 Suburban

### Oldsmobile

1968 F85  
**Pontiac**  
1968 2 + 2  
1968 Catalina  
1968 Lemans  
1968 Tempest  
1968 Star Chief  
1968 Grand Prix  
1968 Firebird  
1968 GTO  
1968 Bonneville

399294	67-72	with tilt wheel
--------	-------	-----------------

## 1967-68 GM F-Body Steering Column Dash Bracket

Reproduction steering column dash bracket for 1967-68 Camaro and Firebird models. Bracket features the correct holes and is ready for mounting. GM #3898183.



14928	67-68	F-Body
-------	-------	--------

## 1969 GM F-Body Steering Column Dash Bracket

Reproduction steering column dash bracket for 1969 Camaro and Firebird models. Bracket features the correct holes and is ready for mounting. GM #7804095.



14744	69	F-Body
-------	----	--------

## 1967-69 GM F-Body Steering Column to Floor Rubber Boot

Reproduction rubber boot that slides over the steering column at the base of the floor. This rubber part is commonly cracked or melted from brake fluid exposure. Installs on 1967-69 Camaro and Firebird models. Prepackaged with OER® logo.



7805550	67-69	F-Body
---------	-------	--------

## 1969 GM F-Body Steering Column to Floor Cover

Reproduction steering column to floor cover plate for 1969 Camaro and Firebird models. Each stamped steel reinforcement is manufactured to exact factory specifications and is EDP coated to prevent rust. Comes prepackaged in an OER® box.



14929	69	F-Body
-------	----	--------

## 1961-64 Chevrolet Full Size Steering Column Seal

Reproduction outer steering column floor seal for 1961-64 full size Chevrolet cars with automatic transmission. Seal is located between the steering column and the firewall. Manufactured from injection molded rubber with a steel insert as original. Designed for automatic transmission cars. Can be installed on cars with manual transmission with some modification. Prepackaged in OER® poly tube.



3779143	61-64	full size
---------	-------	-----------

## 1971-81 Chevrolet Sport Wheel Horn Cap and Retainer

OER® reproduction of the horn cap for 1971-81 Chevrolet models with the NK4 optional 4-spoke sport steering wheel. This cap mounts to the steering wheel with a retainer, and the horn cap emblem inserts into the cap. Retainer and emblem sold separately.



1971-81	Camaro	1971-76	Novra
1971-79	Corvette	1971-72	Monte Carlo
1971-77	Chevelle, El Camino	1971-77	Vega GT
1973-75	Monza		

459003	71-81	cap
329738	71-81	retainer

## 1967-68 Camaro Horn Cap Mounting Ring

Reproduction horn ring for 1967-68 Camaro and Firebird models. Provides the necessary interlock between the horn cap and the horn contact. Prepackaged in OER® polybag.



3931568	67-68	Camaro
---------	-------	--------

## 1955-57 Turn Signal Bushing and Pads

Reproduction of the turn signal bushing and pads for all 1955-57 Chevrolet cars. Set includes: one nylon bushing and two rubber pads. Prepackaged in OER® poly tube.



TF100391	55-57
----------	-------

# Reproduction GM Horn Caps and Emblems



3939760



3961775



3961774



3961778



3972735

## 1969-70 Steering Wheel Center Shroud

OER® original style center steering shroud for 1969 and 1970 Chevrolet models. Applications include: 1969-70 Chevelle, Monte Carlo, Nova, El Camino, Impala, Caprice, etc. These beautiful reproductions are available in some original colors and cherry wood finish. Will install on original GM steering wheels or OER® reproductions. Packaged in OER® box with GM Restoration Parts™ logo.

3939760	69-70	black
3961775	69-70	red
3961774	69-70	dark blue
3961778	69-70	dark green
3972735	69-70	cherry



K213

K213R

K213DB

K213DG

## 1969-70 Steering Wheel Horn Buttons

Reproduction LH and RH horn buttons for 1969 Camaro steering wheels. Correct for 1969 Camaro, 1969-70 Chevelle, 1969-70 Nova, Impala, Caprice, Biscayne, Monte Carlo and various other GM models. Prepackaged with OER® header card featuring the GM Restoration Parts™ logo.

K213	69-70	black
K213R	69-70	red
K213DB	69-70	dark blue
K213DG	69-70	dark green



3992304



329742



340315



332649



352886



14008377



459033



14002866



14008432



14020237

## 1971-81 4-Spoke Sport Steering Wheel Emblems

Reproduction horn cap emblems for the optional NK4 4-spoke sport steering wheel for various 1971-79 Chevrolet models. Emblems feature correct logo fonts, colors, and materials for an authentic appearance. Designed to factory specifications for an original fit. Sold individually. Each emblem comes prepackaged in OER® poly tube.

1971-81	Camaro	1971-76	Nova
1971-79	Corvette	1971-72	Monte Carlo
1971-77	Chevelle, El Camino	1971-77	Vega GT
1973-75	Monza		

3992304	71-81	Bow Tie with circle
329742	71-81	Bow Tie without circle
340315	73-78	Type LT
332649	74-79	Camaro badge
352886	75-76	Nova SS
14008377	77-79	Z28
459033	77-79	Z28
14002866	79-81	Berlinetta
14008432	79-81	Camaro badge
14020237	80-81	Z28

# Reproduction GM Horn Caps and Emblems



## 1969 Camaro RS Steering Shroud Emblem

Quality reproduction RS emblem for 1969 Rally Sport Camaro steering wheels. This emblem mounts to the center shroud on standard steering wheels. Will not fit deluxe Comfort Grip or wood steering wheel models.

3939756 69 Camaro



## 1969 Camaro SS Steering Shroud Emblem

Quality reproduction SS emblem for 1969 Super Sport Camaro steering wheels. This emblem mounts to the center shroud on standard steering wheels. Will not fit deluxe Comfort Grip or wood steering wheel models.

3939758 69 Camaro



## 1969-70 Chevrolet Standard Bow Tie Steering Shroud Emblem

Reproduction emblem for all standard Nova steering wheel shrouds. Each emblem includes correct black paint with a Bow Tie symbol in the center. Will install on all steering wheel shrouds for 1969-70 Camaro, Impala, and Nova models.

3939755 69-70 Chevrolet



## 1964 Impala Horn Cap Emblem

Reproduction horn cap emblem for 1964 Impala models. Each injection molded cap features the correct logo and font with chrome accents as original. Prepackaged in OER® poly tube.

K201 64 Impala

## 1967 Camaro Horn Cap

GM Restoration Parts

The OER® product development team is proud to offer these expert crafted original style polished chrome die-cast horn cap units for 1967 Camaro models. Packaged with OER® header card featuring GM Restoration Parts™ logo.

3905583 67 Camaro



## 1964 Impala Horn Cap

GM Restoration Parts

OER® die-cast reproduction Impala horn cap unit designed for 1964 Impala and SS models without wood grain steering wheels. Prepackaged in OER® box.

3841275 64 Impala



## 1968 Camaro Horn Cap

GM Restoration Parts

OER® reproduction die-cast brushed chrome horn cap for 1968 Camaro models. This cap features the Camaro emblem properly die-cast into the horn cap. Delivered with OER® header card and GM Restoration Parts™ logo.

3928354 68 Camaro



## 1965 Impala Horn Cap

GM Restoration Parts

OER® die-cast reproduction Impala horn cap unit designed for 1965 Impala and SS models without wood grain steering wheels. Prepackaged in OER® box.

3858429 65 Impala



## 1967-69 Chevrolet Horn Center Cap

GM Restoration Parts

Features correct paint with brushed chrome appearance. Fits all 1967-69 Chevrolet models with Walnut or Rosewood wheel, also fits 1969 "Comfort Grip" padded steering wheels. Packaged with OER® header card and GM Restoration Parts™ logo.

3945461 67-69 Chevrolet



## 1966 Impala Horn Cap

GM Restoration Parts

OER® die-cast reproduction Impala horn cap unit designed for 1966 Impala and SS models without wood grain steering wheels. Prepackaged in OER® box.

3874620 66 Impala



## 1967 Nova SS — 1967 Chevelle SS Horn Cap

GM Restoration Parts

Reproduction horn cap for 1967 Nova Super Sport and 1967 Chevelle SS models. This reproduction is manufactured to exact factory specifications. Each cap is designed to replace the original exactly. Features SS emblem. Ready-to-install.

3898275 67 Nova



# Reproduction Chevrolet Horn Accessories

## 1969-70 Chevrolet Horn Button Contacts



Correct reproduction horn contacts for all 1969 Camaro, 1969-70 Chevelle, 1969-70 Nova, Impala, Caprice, Biscayne, Monte Carlo, and various other GM models with a standard steering wheel.



3939746 69-70 Chevrolet



## 1967 Chevelle/Nova Deluxe SS Horn Button Contacts



Reproduction horn button contacts for 1967 Chevelle and Nova Super Sports. These contacts will assure you get the connections you require to make your horn buttons functional.

K291 67 Chevelle/Nova



## 1967 Chevelle/Nova Deluxe SS Horn Buttons



Reproduction horn buttons and gaskets for 1967 Chevelle and Nova Deluxe Super Sport models. These reproductions are designed to replace the worn out or damaged originals. Each button includes a gasket for a complete replacement.

9746465 67 Chevelle/Nova

## 1966-75 GM Wood Wheel Horn Cap Mount

Reproduction horn cap mount and contact assembly for various 1966-75 GM models with the wood style, steering wheel option, the cushion or comfort grip wheels.



1966-70 Chevy II/Nova 1967-70 Camaro  
1966-70 Impala/full size 1967-75 Corvette  
1966-70 Chevelle

3937897 66-75

## 1958-66 Standard Wheel Horn Cap Mounting Set



This hardware set includes the components needed to install the steering wheel horn cap on 1958-66 full size Chevrolet models.

1958-61 full size exc. Impala  
1962-66 all full size Chevrolet

E1438 58-66



## 1967-69 Chevrolet Wood Wheel Mounting Sets



OER® reproduction wood wheel components required to mount 1967-69 simulated wood steering wheels, also fits 1969 Chevrolet with "Comfort Grip" padded steering wheel. Packaged with OER® header card and GM Restoration Parts™ logo.

**Camaro, Impala and Nova**

K579 67-68 all

**Camaro Only**

K438 69 without tilt  
K439 69 with tilt



## 1967-72 Standard Wheel Horn Cap Mounting Set

This set includes all the necessary components needed to install the horn cap on 1967-68 standard steering wheels.

**Note:** Not for 1967-68 vehicles equipped with optional wood style steering wheels.

1967-68 Camaro (dix & Std) 1967-68 Impala (dix)  
1967-68 Nova (dix - non-SS) 1969-72 GM truck

K137 67-72



## 1967 Chevelle/Nova SS Mounting Kit



OER® reproduction of the optional deluxe SS wheel components required to mount the 1967 Chevelle and 1967 Nova SS steering wheel. Packaged with OER® header card and GM Restoration Parts™ logo. Horn button sold separately.

K580 67 Chevelle/Nova



## 1963-66 Corvette Simulated Walnut Steering Wheel Hub



High-quality reproduction mounting hub for 1963-66 Corvette simulated walnut steering wheel. This reproduction is designed to install original or OER® reproduction steering wheels.

**Note:** Not for Corvettes equipped with telescopic steering columns.

3828382 63-66 Corvette



3930062

3937896



## 1967-69 Chevrolet Wood Wheel Hubs

The 3930062 fits 1967-68 passenger cars, 1968 Nova, and 1967-68 Camaro models. The 3937896 fits 1969 passenger cars, 1969 Nova, 1969 Camaro, 1969 Chevelle, and 1969 Corvair models. The 1969 adapter can also be used for the optional "comfort grip" steering wheel. Delivered in OER® corrugated box with the GM Restoration Parts™ logo.

3930062 67-68 Chevrolet

3937896 69 Chevrolet

## 1970-80 Oldsmobile Steering Wheel Hub



OER® reproduction hub for 1970-80 Oldsmobile models that require an adapter hub for the optional N34 Sport Wheel or Woodgrain wheel that were GM original equipment. Is also popularly used for mounting aftermarket steering wheels that feature the OE six bolt GM bolt pattern to various 1969-77 OE and aftermarket steering columns. Prepackaged in OER® chipboard box.

**Important:** Not for two piece OE steering wheels that require a notched steering wheel hub.  
**Note:** This is originally an Oldsmobile part. However, it can also be used to mount original GM or aftermarket steering wheels (with one piece flush mount center spokes) that use the original 6 bolt GM bolt pattern to stock 1969 and later GM columns, or aftermarket columns.

406708 70-80 Oldsmobile

# Authentic Reproduction GM Horn Assemblies

Reproduction horns for various GM models. These exact reproductions feature "swirl" shaped housings with the correct "Delco-Remy" logo in the original font. Direct fit applications feature the correct mounting brackets installed on the assemblies. The universal horn assemblies include universal mounting brackets in the box. Each pair includes a high and low note horn. Prepackaged in OER® box with GM logo.



Each horn is shipped in a durable corrugated cardboard box for safety.

Corrugated cardboard insert prevents horns from bumping against each other.



Horns feature correct "swirl" shaped housing and "Delco-Remy" markings.

Box features OER® logos and GM Restoration Parts® logo



35189

35190

## 1955-57 Chevrolet Horn Assemblies



Correct reproduction horn assemblies for 1955-57 Chevy models. Includes reproduction brackets and domes covering horn face. Finished in gloss black as original.

35189	55-56
35190	57

## 1961-63 Corvette Horns

Correct reproduction horn for 1961-63 Corvette models. Includes reproduction brackets and finished in semi-gloss black as original. Features Delco Remy stamping.



35201

35201	61-62	Corvette
35202	63	Corvette

## 1967-69 Camaro Horn Assemblies



Exact reproduction horn assemblies for 1967-69 Camaro models. Includes reproduction brackets and is finished in semi-gloss black as original. Features Delco Remy stamping.



35199

35199	67-68	Camaro
35197	69	Camaro

## 1961-69 Chevrolet Full Size Horn Assemblies



Reproduction horn assemblies for 1961-69 Chevrolet full size models. Finished in semi-gloss black as original and includes correct brackets. Features Delco Remy stamping.



35194

35194	61	full size
35195	62	full size
35191	63	full size
35193	64	full size
35200	65	full size
35221	69	full size



## 1955-97 Universal GM Horn Assemblies



Reproduction horn assemblies for various GM models. Includes universal mounting brackets to fit many GM models. Features Delco Remy stamping.

35198	55-97	universal
-------	-------	-----------

# GM Accelerator Components

## 1958-67 GM Accelerator Pedal

Correct reproduction accelerator pedal features correct rubber design and installs as original. This pedal pad can be found on a variety of early Chevrolet models including 1958-64 full size, 1958-62 Corvette, and 1962-67 Chevy II/Nova.



3820328 58-67 GM

## 1964-71 GM Accelerator Pedal

Reproduction accelerator pedal features correct ribbed design and is floor mounted. This pedal pad can be found on a variety of early Chevrolet models including 1964-67 Chevelle, 1965-70 full size, 1967-70 truck, and 1970-71 Camaro with Special Hi Performance. Deluxe interior packages featured the chrome trim plate sold separately.



3864740

3864742

1964-67 Chevelle  
1965-70 Full size Chevrolet  
1967-70 Truck  
1970-71 Camaro with Special Hi Performance

### Pedal (Rubber Style)

3864740 64-71 GM

### Chrome Trim

3864742 64-71 GM

## 1967-69 F-Body Accelerator Pedal Assembly

OER® reproduction of the accelerator pedal pad and arm assembly from the firewall inside the vehicle for the models listed below. Each assembly comes with the accelerator pedal pad, pedal pad trim, pedal pad mounting pin and spring, accelerator rod, rod to firewall support with bushings, and throttle arm. This assembly is just what your customer needs to complete the accelerator from the firewall forward. Comes assembled and ready to install. Prepackaged in OER® corrugated box.



K518

K517

K1520 67-69 Camaro, 6 cylinder  
K1520 67-69 Camaro, V8 dual carb  
K517 67 Camaro  
K518 67 Firebird  
K519 68-69 Camaro, w/o cowll ind.  
K520 68-69 Camaro, w/cowll ind.

## 1967-04 GM Accelerator Pedal

GM Restoration Parts

OEM style injection molded accelerator pedal installed on F-bodies and various other models. Fits 1967 Camaro/Firebird (steel backed), 1968-81 Camaro/Firebird (except 1970-71 Z28 high-performance models), 1968-72 Nova (except high-performance models), 1968-72 Vega. Packaged with OER® header card featuring the GM Restoration Parts™ logo.



3909978

3909978 67 w/steel backing  
K919 68-04 w/o steel back

## 1962-81 GM Accelerator Pedal Trim Plates

GM Restoration Parts

Part of interior trim option packages, these plates will install and fit all 2 row tread design accelerator pads from 1962-81. The trim plate includes small protruding tabs which wrap around when the accelerator pad when installed. Packaged with OER® header card featuring the GM Restoration Parts™ logo.



K912

3864742

K912 - 1967-81  
3864742 - 1962-71 floor mount

K912 67-81 GM  
3864742 62-71 GM

## 1967-72 GM Accelerator Cable

Reproduction accelerator cable extends from the accelerator lever to the carburetor and opens the throttle when the accelerator pedal is pressed. This cable is used on the following GM F & X-Body applications:

Chevrolet

1967 Camaro 6 Cylinder and V8  
1967 Chevy II/Nova 6 Cylinder and V8  
1968-69 Camaro 6 Cylinder  
1968-72 Nova 6 Cylinder  
Pontiac  
1971-72 Ventura 6 Cylinder

3998633 67-72 GM

## 1968-69 Firebird Accelerator Control Cable

OER® replacement cable can help keep your accelerator working properly. Faulty cables can lead to problems associated with acceleration and become a safety hazard. After years of use, it is recommended to check your original cable for fraying or corrosion.

9792222 68-69 6 or V8 w/2 bil



## 1970-73 Chevrolet Carburetor to Accelerator Lever Cable

Reproduction of the carburetor to accelerator lever cable for the various Chevrolet models listed. Prepackaged in OER® poly tube.

Camaro

336969 70 4 barrel  
336969 71-73 4 barrel 350

Chevelle

336969 70-72 HIPO 396,454



## 1975-81 F-Body Accelerator Cable

This reproduction accelerator cable extends from the accelerator lever to the carburetor and opens the throttle when the accelerator pedal is pressed. This cable is used on the following applications:

Chevrolet

1975 Camaro 350  
1976-79 Camaro 305U and 350L  
1980-81 Camaro 267, 305 and 350  
Pontiac  
1976-79 Firebird 305U and 350L  
1980 Firebird 305  
1980-81 Firebird 267 and 305H with NMG

1248086 75-81 F-Body

## 1967-02 Accelerator Pedal Tension Spring

Correct reproduction spring, mounts under the gas pedal pad and attaches to the rod assembly promoting the correct tension ratio. Installs on the various models listed. Sold individually, 1 required per vehicle. Prepackaged in OER® poly tube.



1967-02 Camaro  
1967-02 Firebird  
1972-75 Impala/full size  
1968-81 Chevy II/Nova  
1968-81 Chevelle/Malibu  
1968-82 Corvette  
1971-81 Vega  
1973-81 Phoenix/Ventura  
1973-81 Skyline  
1973-81 Omega

368077 67-02 spring



# GM Accelerator Components

## 1949-82 Accelerator Rod Grommet and Sleeve

Reproduction of the grommet and sleeve that is used in the throttle arm and carburetor linkage where the accelerator rod is mounted. Includes plastic sleeve and rubber grommet. 2 required per vehicle. Sold individually. Prepackaged in OER® bag with header card. 2 required per vehicle.

1967-69 Camaro	1955-57 Tri-5 Chevy
1967-69 Firebird	1959-60 El Camino
1958-69 Impala/full size	1953-82 Corvette
1968-72 Chevy II/Nova	1949-54 Early Chevy
1958-69 GM truck	

K521 49-82



## 1968-79 Accelerator Cable Retainer

OER® reproduction of the correct retainer used to hold the accelerator control cable. This retainer slips over the cable and clips into the hole on the accelerator pedal arm. Manufactured in injection molded plastic material as original. Sold individually, one required per car. Prepackaged in OER® poly tube.

1971-74 Blazer/Jimmy - CK
1968-69 Chevelle - 6 cylinder
1970-75 Chevelle - all
1968-73 Corvette - all
1970-72 Pontiac Firebird - all
1976-79 Pontiac Ventura - all

403929 68-79

## 1955-69 Accelerator Pedal Firewall Bushings

OER® reproduction of the pair of bushings needed to install the accelerator rod support correctly. This pair of bushings will eliminate excessive play in the gas pedal pad while promoting smoother, more even accelerator operation. Sold in pairs. Repackaged in OER® poly tube.

1955 Corvette	1963-67 Corvette
1955-57 Tri-5 Chevrolet	1967-69 Camaro
1958-67 Impala/full size	1967-69 Firebird
1960 GM truck (exc. dually)	

3798256 55-69



## 1967-02 Accelerator Pedal Pin

This correct reproduction mounting pin is used to attach the accelerator pad to the pedal arm on the various GM models listed. Not for use on floor mounted accelerator pads. Sold individually, 1 required per vehicle. Prepackaged in OER® poly tube.

1967-02 Camaro	1968-82 Corvette
1967-02 Firebird	1971-81 Vega
1972-75 Impala/full size	1973-81 Phoenix/Ventura
1968-81 Chevy II/Nova	1973-81 Skyline
1968-81 Chevelle/Malibu	1973-81 Omega

368078 67-02 pin



## 1967-69 Accel Pedal Rod

Reproduction of the accelerator pedal rod for 1967-69 models. This rod connects between the throttle arm and the accelerator pedal. Prepackaged with OER® header card. Officially Licensed by GM.

3909980 67-69 Camaro
9789015 67 Firebird



## 1968-69 Camaro Accelerator Rods

This is a correct reproduction accelerator throttle rod for 1968-69 Camaro models. Each rod is manufactured to exact factory specifications for length and configuration and features the original finish. Accelerator rods mount between the outer throttle arm and the carburetor.

3923539 68-69 w/327 & 350 4 bbl
3923551 68-69 Z28 with 302
3923549 68-69 w/396 big block



## 1967 Firebird Accel Throttle Arm

OER® reproduction of the throttle arm for 1967 V8 models. This superb reproduction will replace all 1967 Firebird throttle arms except 6 cylinder models. Prepackaged in OER® bag with header card.

9789456 67 Firebird



## 1967 Camaro SB Accelerator Throttle Arm

Reproduction of the throttle arm for 1967 small block models. This superb reproduction will replace all 67 Camaro throttle arms except 6 cylinder and big block models. Includes the clamp bolt and nut. Prepackaged in OER® bag with header card.

3912540 67 Camaro



## 1968-69 GM Accelerator Throttle Arms

OER® reproduction of the throttle arm for 1968-69 Camaro V8 models. Cowl induction throttle arms are also available, and are for models with cowl induction only. Includes the clamp bolt and nut. Prepackaged in OER® bag with header card.

3923503 68-69 w/o cowl ind.
959113 69 with cowl ind.



## OER AUTHORIZED

## 1962-67 Nova Throttle Arm

Reproduction throttle arm for 1962-67 small block V8 models. This quality replacement includes the bushing and sleeve.

PP002 62-67 Nova

## 1965-72 GM Accelerator Pedal Rod Supports

OER® reproduction of the accelerator rod support. Supports the accelerator rod through the firewall. Reproduction of the 67 Camaro/Firebird steel style support or the 1968-69 plastic support. Both the steel version and plastic version include bushings. Prepackaged in OER® chip board box.

3924409 67 Camaro
9789018 67 Firebird
3863501 68-69 Camaro
3863501 68-69 Firebird
3863501 68-72 Nova
3863501 65-70 Impala

# Camaro/Firebird Pedal Pad Kits

## 1967-81 Camaro/Firebird Pedal Pad Kits

OER® reproduction kits are designed to replace pedal pads and trim plates (as required) on any 1967 through 1981 Camaro or Firebird model. The drum brake kits include a standard style brake pad while the disc brake kits include brake pad which contains the *Disc Brakes* chrome emblem in the center of the pad. The high-performance 1970-71 models include a floor mounted accelerator pedal pad. The kits for 1970-71 models with floor mounted accelerators include chrome trim for all pads.



## 1967-81 Automatic Trans Pedal Pad Kits

*Note:* The 1970-71 drum brake and disc brake kits include a floor mounted accelerator pedal pad, and do not include a trim plate for the accelerator pad.

R5004	67-68	Camaro/Firebird	drum
R5005	67-68	Camaro/Firebird	disc
R5002	69	Camaro/Firebird	drum
R5002	72-81	Camaro/Firebird	drum
R5003	69	Camaro	disc
R5003	69	Firebird	drum
R5003	72-81	Camaro/Firebird	disc
R5019	70-71	Camaro	drum
R5016	70-71	Camaro	disc

## 1967-81 Manual Transmission Pedal Pad Kits

*Note:* The 1970-71 drum brake and disc brake kits include a floor mounted accelerator pedal pad, and do not include a trim plate for the accelerator pad.

R5006	67-68	Camaro/Firebird	drum
R5007	67-68	Camaro/Firebird	disc
R1010	69	Firebird	drum
R5008	69-75	Camaro/Firebird	drum
R5009	69-75	Camaro/Firebird	disc
R5017	70-71	Camaro	drum
R5018	70-71	Camaro	disc
R5010	73-81	Camaro	disc with trim plates
R5009A	76-81	Camaro/Firebird	disc

# GM Brake/Clutch Pedal Pads



**1967-81 GM** Restoration Parts

## Auto Trans. Drum Brake Pad

OEM quality replacement brake pad for all automatic transmission models equipped with drum brakes. Packaged with OER® header card and GM Restoration Parts™ logo.

1967-81 Camaro 1967-68 Firebird  
1968-77 Nova 1970-81 Firebird

K982 67-81 GM



**1967-81 GM** Restoration Parts

## Auto Trans. Brake Pad Trim Plate

Correct reproduction of the chrome brake pad trim for all vehicles equipped with an automatic transmission. Packaged with OER® header card with GM Restoration Parts™ logo.

K920 67-81 GM



**1967-81 GM** Restoration Parts

## Brake/Clutch Pedal Pad

OER® reproduction of the brake and clutch pedal pad. For manual transmission models.

1967-81 Camaro and Firebird  
1968-79 Chevy II/Nova  
1971-72 Chevy/GMC truck

K981 67-81 GM

## 1967-81 GM Brake/Clutch Pedal Trim Plate

Restoration Parts

High-quality chrome trim plate inserts onto the brake/clutch pedal pad. Packaged with OER® header card with GM Restoration Parts™ logo.

K911 67-81 GM



## 1969 Firebird Auto Brake Pad

Reproduction of the brake pedal pad for 1969 Firebird models with an automatic transmission.

9774235 69 Firebird



## 1969 Firebird Auto Trans. Brake Pad Trim Plate

Reproduction of the brake pedal pad trim plate for 1969 Firebird models with an automatic transmission. This plate will install easily with the original style tabs.

9788316 69 Firebird



## 1969 Firebird MT Brake/Clutch Pedal Pad

Reproduction of the brake or clutch pedal pad for 1969 Firebird models with a manual transmission.

9776819 69 Firebird



## 1969 Firebird Brake/Clutch Pedal Pad Trim Plate

Reproduction of the brake or clutch pedal pad trim plate for 1969 Firebird models with a manual transmission. This plate will install easily with the original style tabs.

9778267 69 Firebird



14038654



14038655

## 1982-92 F-Body Brake Pedal Pads

Reproduction brake pedal pad for 1982-92 Camaro and 1988-92 Firebird models. These brake pedal pads are manufactured to original specifications featuring the correct honeycomb pattern.

Prepackaged in OER® poly tube.

14038654 82-92 with AT

14038655 82-92 with MT



## 1958-70 GM Full Size Passenger Car Auto Trans. Brake Pad

Reproduction of the brake pad for 1958-70 GM full size passenger cars with an automatic transmission.

3881784 58-70 full size



## 1958-67 GM Auto Transmission Power Brake Pad

Restoration Parts

Reproduction of the brake pad for models with an automatic transmission and power brakes. Features the words "POWER BRAKE". Vertical ribs were original for the GM applications listed. Packaged in OER® box.

1958-64 Full size Chevrolet  
1962-67 Chevy II/Nova

3746702 58-67 GM

# GM Clutch/Brake/Park Pedal Pad



**GM Restoration Parts**

## 1967-81 Auto Disc Brake Pad

OER® Reproduction of the brake pedal pad for cars equipped with disc brakes and an automatic transmission. Includes a highly polished insert with the word "DISC BRAKES" as shown. Packaged with OER® header card and GM Restoration Parts™ logo.

1967-68 Firebird 1968-70 Camaro  
1970-81 Firebird 1970-71 Nova

3930091 67-81

## 1967-75 Manual Disc Brake Pad

**GM Restoration Parts**

OER® Reproduction brake pedal pad for cars equipped with disc brakes and manual transmission. Includes a highly polished insert with the word "DISC BRAKES" as shown. Packaged with OER® header card and GM Restoration Parts™ logo.

1967-68 Firebird 1968-70 Camaro  
1970-75 Firebird 1973-74 Nova

3935721 67-75



## 1971-76 Auto Disc Brake Pad

OER® reproduction of the brake pedal pad for 1971-76 Chevrolet full size models and 1973-74 Chevrolet/GMC trucks equipped with disc brakes and an automatic transmission. Features the molded "DISC BRAKES" logo as shown.

3988288 71-76 ATW/discbrake

## 1962-67 Nova AT Brake Pad

Reproduction brake pad for 1962-67 Chevy II/ Nova with an automatic transmission and standard brakes. This pad features vertical ribbing. Prepackaged in OER® box.

**GM Restoration Parts**

3745991 62-67 Nova

## 1962-67 Chevy II/ Nova Brake/ Clutch Pad

Reproduction of the clutch and brake pedal pad for 1962-67 Chevy II/Nova models with manual transmission. Prepackaged in OER® box. 2 required per vehicle.

3988198 62-67 verticle ribbing  
6256368 62-67 horizontal ribbing



## 1971-83 GM Clutch Pedal Bushing

Reproduction clutch pedal pushrod bushing that fits various GM models. Injection molded plastic bushing installs on the clutch pedal and retains the clutch pushrod. Bushing keeps the clutch pushrod properly located and requires periodic replacement. Prepackaged in OER® poly tube.

1972-73 Camaro w/ 307 1972-75 Camaro with 350  
1972 Camaro w/ 402 1973 Camaro with 454  
1976-83 Camaro 1972-83 Firebird  
1971-75 Full size with 6 cyl. 1971 Full size with 350  
1973 Full size with 454 1973-75 Chevelle with 350  
1973 Chevelle with 454

406172 71-83 GM

## 1955-2011 GM Brake/Clutch Pedal Pivot Bushings

Split nylon flange bushings fit over clutch and brake pedal cross shaft and inside cross shaft sleeve for 1955-2011 GM models with clutch and brake pedals with 5/8" diameter cross shaft. These bushings will help eliminate excessive side-to-side movement and pedal binding at the pivot.

1967-92 Camaro/Firebird 1955-90 full size Chevrolet  
1962-79 Chevy II/Nova 1964-77 Chevelle  
1964-88 El Camino 1955-11 Corvette  
1960 Chevrolet/GMC truck 1984-94 S10/S15

K1448 55-11 4 piece set

## 1964-69 GM Park Brake Pedal Pad

Exact duplication of the parking brake pedal pad. For 1964-69 Chevelle models, 1968 Nova models, and 1967-68 Camaro models. Features the word "PARK" on the face as shown. Packaged with OER® header card and GM Restoration Parts™ logo.

3893181 64-69 GM

## 1967-68 Camaro Park Brake Trim Plate

Correct reproduction of the parking brake trim plate originally installed as an option on all 1967-68 Camaro models equipped with deluxe interior.

3893182 67-68 Camaro

## 1969-81 GM Park Brake Pedal Pad

Exact duplication of the parking brake pedal pad. This 1969 Nova, 1969-81 Camaro, and 1970-81 Firebird pedal pad is slightly smaller than the one for 1964-69 Chevelles, 1968 Nova, and 1967-68 Camaro models and does not feature the word "PARK" on the face. Packaged with OER® header card and GM Restoration Parts™ logo.

3945593 69-81 GM

## 1969-81 Park Brake Trim Plate

Reproduction of the parking brake trim plate originally installed as an option on all 1969-81 Camaro and 1970-81 Firebird models equipped with deluxe interior.

3954594 69-81 Camaro/Firebird

## 1958-64 Full Size Park Brake Pedal Pad

Reproduction park brake pedal pad for all 1958-64 full size and El Camino models. Manufactured to factory specifications from rubber, as original. Features the word "PARK" in the correct font lettering. Prepackaged in OER® polytube.

3747276 58-64 full size

## 1960-72 Chevrolet & GMC Truck Brake/Clutch Pedal Pad

OER® reproduction brake and clutch pedal pad for 1960-72 Chevrolet and GMC trucks. Manufactured as original using premium grade rubber, this pad features the correct waffle style pattern. Prepackaged in OER® polytube.

3901510 60-72 Chevy/GMC truck

# GM Park Brake Components



R1106

## 1967-69 Camaro Park Brake

### Assembly AUTHORIZED

Reproduction of the park brake pedal assembly for 1967-69 Camaro models. Features the pedal arm, return spring, release lever, and handle. Fully functional and ready-to-install.

K1106	67-68	Camaro
K1107	69	Camaro

## 1967-84 Park Brake Rod Grommet

OER® reproduction of the park brake release rod grommet. A necessary component when repairing or replacing the park brake assembly. Manufactured to exact factory specifications using injection molded plastic as original. This grommet installs into the park brake assembly housing and the park brake pull rod slides thru it. Sold individually. One required per vehicle. Prepackaged in OER® poly tube.



<b>Camaro</b>	<b>Impala/Full size</b>
1967-69	1970
1973-84	<b>GM Truck</b>
<b>Chevy II/Nova</b>	1969-72 all exc. dually
1968-70	<b>Chevelle</b>
1972-79	1968-69

3945592 67-84

## 1964-81 GM Parking Brake

### Release Handle

Reproduction of the parking brake release handle. Correct for 1968-69 Passenger cars, 1964-72 Chevelle, 1967-81 Camaro, 1967-69 Firebird, 1968-79 Chevy II/Nova, and 1971-72 Chevrolet/GMC Truck. Packaged with OER® header card with GM Restoration Parts™ logo.



3893179 64-81 GM



## 1962-67 Nova Park Brake Handle

Exact reproduction of the 1962-67 Chevy II/ Nova parking brake handle. This quality piece is injection molded and is exactly as original in fit and appearance.

387513 62-67 Chevy II/Nova

## 1970-81 F-Body Front Brake Hose Brackets

Reproduction front brake hose brackets for 1970-81 F-Body models. Reproduced to exact specifications with original markings, this bracket attaches to the frame rail and the brake hose passes through it. Prepackaged in OER® polytube.

3975499	70-73	LH
3975500	70-73	RH
6264041	74-76	LH
6264042	74-76	RH
3975499	77-81	LH
3975500	77-81	RH




## 1971-92 Park Brake Cable Retainer

OER® reproduction of the original park brake cable retainer designed for various GM models as listed below. Manufactured in die-stamped steel with clear zinc plating for corrosion resistance. Retainer attaches over the brake cable spring and holds the cable in place. 1 required per car. Prepackaged in OER® poly tube.

<b>Chevrolet</b>	<b>Oldsmobile</b>
1976-81 Camaro	1962-84 98 Regency
1971-90 Caprice	1962-90 Custom Cruiser
1973-75 Chevelle	1976-81 Cutlass
1976-88 El Camino	1976-85 Datsun
1971-85 Impala	1976-81 Ninety-Eight
1976-83 Malibu	1976-85 Toronado
1976-81 Monte Carlo	
<b>Buick</b>	<b>Pontiac</b>
1976-81 Century	1976-86 Bonneville
1976-84 Electra	1976-81 Catalina
1976-89 Estate Wagon	1976-81 Firebird
1976-85 LeSabre	1978-81 Grand Am
1988-90 Lesabre Wagon	1976-87 Grand Prix
1976-87 Regal	1976-81 Lemans
1976-85 Riviera	1983-86 Parisienne
<b>Cadillac</b>	1976
1987-92 Brougham	1987-89 Safari
1977-84 Deville	
1979-85 Eldorado	
1977-85 Fleetwood Brougham	
1980-81 Fleetwood Coupe	
1977-81 Fleetwood Sedan	
1976-85 Seville	

1385078 71-92 retainer



## 1967-81 GM F-Body Park Brake Cables and Parts

Reproductions of the correct parking brake cables and components for 1967-81 Camaro and Firebird models without rear disc brakes. Cables and components are manufactured with all new tooling ensuring a quality component with a correct fit and appearance. These components are available as a kit which includes: the front brake cable, intermediate brake cable, 2 rear brake cables, 3 brake cable retainers, 2 brake cable connectors, 1 cable equalizer, and a brake cable guide. Also available as individual items.

Note: \*With 8-1/2" axle.

### Complete Park Brake Cable Kits

R1019	67	complete kit
R1020	68-69	complete kit
R1021	67	cables only
R1022	68-69	cables only

### Individual Park Brake Cable Components

9793660	67-69	front brake cable
344682	75-81	front brake cable
3892743	67	intermediate cable
3914813	68-69	intermediate cable
3914811	67	rear cable
3934645	68-69	rear cable
1253408	75-76	rear cable, LH or RH
1253408	77-81	rear cable, LH
1256897	77-81	rear cable, RH
6256437	67-69	brake cable equalizer
537485	67-69	brake cable connector
3875092	67-69	brake cable retainer
3892744	67-69	brake cable guide



## 1968-74 Nova Park Brake Cable


Replace your worn out intermediate parking brake cable with a quality reproduction cable. This cable will install as original.

3923531 68-74 83-27/32"

# Camaro Reproduction Consoles



R316705  
Inner console lid is flocked just like OEM



R316704 with gauges  
Inner glove box section is flocked as original



1968 - walnut  
1969 - cherrywood  
molded with correct grain and contour  
includes flocked inner console glove box area and lid

Restoration Parts

## 1968-69 Camaro Console Kits (Unassembled)

OER<sup>®</sup> now manufactures a full console assembly for 1968-69 Camaro models featuring virtually every item your customer needs to completely replace a cracked or missing console. Items included in kits must be assembled. Fully assembled kits are also available. 1968 models feature walnut accents while 1969 models feature cherrywood accents.

**Note:** 1968-69 Console kits are sold non-assembled. Shipped overseas.

- Completely assembled and ready-to-install!
- Injection molded reproduction of original console.
- Glove box area is flocked as original.
- Bottom of console lid is flocked.
- Available with or without console gauge package.
- Choose from 4-speed — powerglide, TH 350 or TH400.
- Well protected in OER<sup>®</sup> corrugated box.

## 1967 Camaro Fully Assembled Consoles

OER<sup>®</sup> now offers these all new assembled consoles that includes every component provided in the non-assembled kit and much more! Each console is completely assembled and ready to drop in. Available in 4-speed or automatic, each assembly can be purchased with or without console gauges. Carefully prepackaged in OER<sup>®</sup> box.

**Note:** Shipped overseas.

### 1967 Manual Transmission Console Assembly

R316705	67	4-speed without gauges
R316706	67	4-speed with gauges

### 1967 Automatic Transmission Console Assembly

R316703	67	Powerglide without gauges
R316704	67	Powerglide with gauges
R316701	67	TH350, TH400 without gauges
R316702	67	TH350, TH400 with gauges

### Manual Console Kits Include:

1	Camaro Center Console
1	Console to Floor Mounting Bracket
1	Console Shift Plate (specify year)
1	Console Shift Pattern (specify 3- or 4-speed)
1	Forward Console Plate
1	Forward Console Plate Emblem
1	Console Shift Slider Retainer (68 only)
1	Console Shift Plate Slider (68 only)
1	Console Lid
1	Console Lid Mounting Hinge
1	Console Lid Spring
1	Console Achtry Lid
1	Rear Achtry Insert
4	Console Lid/Achtry Lid Rubber Stoppers
1	Shift Tassel (69 only)
1	Console Mounting Hardware Kit
1	Achtry Lid/Hinge Pins
1	Console Light Reflector
1	Console Rear Lamp Lens
1	Replacement Rear Lens Bulb
1	Console Seat Belt Clip

### Automatic Console Kits Include:

1	Camaro Center Console
1	Console Floor Mounting Bracket
1	Automatic Console Shift Plate
1	Forward Woodgrain Panel Plate
1	Forward Woodgrain Panel Plate Emblem
1	Console Lid
1	Console Lid Spring
1	Console Lid Mounting Hinge
1	Rear Console Achtry Lid
1	Console Shift Plate
1	Rear Console Achtry Insert
4	Console Lid and Achtry Rubber Stoppers
1	Shift Lamp Mounting Plate
1	Shift Plate Rubber Seal Kit (4)
1	Shift Indicator Lens Backing Plate
1	Shift Plate Lens
1	Console Mounting Hardware Kit
1	Replacement Rear Lens Bulb
1	Achtry Lid/Hinge Pins
1	Console Light Reflector
1	Rear Console Lamp Lens
1	Console Seat Belt Clip

## 1968-69 Manual Console Kit

R752	68	3-speed	walnut
R753	68	4-speed	walnut
R756	69	3-speed	cherrywood
R757	69	4-speed	cherrywood

## 1968-69 Automatic Console Kit

R750	68	Powerglide	walnut
R751	68	TH350/TH400	walnut
R754	69	Powerglide	cherrywood
R755	69	TH350/TH400	cherrywood

# Camaro Reproduction Consoles



## 1968 Console Forward Panel Plate - Walnut

The highest quality reproduction available of the complete 1968 Camaro walnut wood forward console plate. This is a superb reproduction of the original plate with special attention paid to matching the walnut woodgrain correctly. Each plate features the original style mounting studs for a complete installation. The forward plate can be installed on original or OER® reproduction console assemblies. Prepackaged in OER® box. GM licensed reproduction.

3921826 68 Camaro

## 1968-69 Camaro Fully Assembled Console

OER® now offers these all new assembled consoles that includes every component provided in the non-assembled kit and much more! Each console is completely assembled and ready to drop into a Camaro. Available in 4-speed or automatic, each assembly can be purchased with or without console gauges. 1968 models feature walnut accents while 1969 models feature cherrywood accents. Carefully prepackaged in OER® box.

*Note: Shipped overseas.*

### 1968 Camaro Console Assembly

#### 1968 Manual Console Assemblies - Walnut Accents

R316807	68	3-speed w/o gauges
R316805	68	4-speed w/o gauges
R316806	68	4-speed w/gauges

#### 1968 Automatic Console Assemblies - Walnut Accents

##### Powerglide

R316803	68	without gauges
R316804	68	with gauges

##### TH350, TH400

R316801	68	without gauges
R316802	68	with gauges

### 1969 Camaro Console Assembly

#### 1969 Manual Console Assemblies - Cherrywood Accents

R316907	69	3-speed w/o gauges
R316905	69	4-speed w/o gauges
R316906	69	4-speed w/gauges

#### 1969 Automatic Console Assemblies - Cherrywood Accents

##### Powerglide

R316903	69	without gauges
R316904	69	with gauges

##### TH350, TH400

R316901	69	without gauges
R316902	69	with gauges



## 1969 Console Forward Panel Plate - Cherrywood

The finest reproduction available of the complete 1969 Camaro cherry woodgrain forward console plate. This is a superior reproduction of the original plate with special attention paid to matching the cherry woodgrain. Each plate features the original style mounting studs for a complete installation. The panel plate can be installed on original or reproduction console assemblies. Prepackaged in OER® box. GM licensed reproduction.

3949586 69 Camaro

# Camaro/Firebird Consoles



## 1967 Camaro/Firebird Console Restoration Parts

Injection molded, die-cast reproductions of original 1967 Camaro or Firebird console base. Manufactured to exact dimensions and features the correct etched grain. Includes console with chrome die-cast outer trim. Console door hinge, console door, etc. sold separately. Consoles are available for non console gauge models, or models originally equipped with console gauges. The reproduction bracket is used to mount the console assembly to the floor. The main bracket assembly which keeps your console where it belongs can be used with original GM consoles or OER® reproductions.

**Note:** Console gauges are sold separately. See gauge section. Shipped oversize.

3918725	67	Camaro/Firebird	without console gauges
3919081	67	Camaro/Firebird	for console gauge models
3893889	67	Camaro/Firebird	mounting bracket



## 1968-69 Firebird Console Restoration Parts

Injection molded, die-cast reproduction of the original 1968-69 Firebird console base. Manufactured to exact dimensions and features correct Burlwood design. The Firebird console base includes a separate metal trim overlay as originally offered. The overlay is attached to the console offering an original appearance. This complete assembly now includes the console door as shown. Console shift plate sold separately. The reproduction bracket is used to mount the console assembly to the floor. The main bracket assembly which keeps your console where it belongs can be used with original GM consoles or OER® reproductions.

**Note:** Shipped oversize.

9793278	68-69	Firebird	automatic trans
9793279	68-69	Firebird	manual trans
3893889	68-69	Firebird	mounting bracket

## 1968-69 Camaro Console

Restoration Parts

Top quality reproduction of 1968-69 Camaro console, injection molded as original, includes the complete top shell and bottom base sections. Manufactured in the correct grain and contour, can be used for manual or automatic transmissions. All OER® reproduction console parts are specifically designed for installation on this console. The reproduction bracket is used to mount the console assembly to the floor. The main bracket assembly which keeps your console where it belongs can be used with original GM consoles or OER® reproductions.

**Note:** Shipped oversize.



3938640	68-69	Camaro	complete assembled console
3919163	68-69	Camaro	mounting bracket



# Camaro/Firebird Consoles

## 1970-72 Camaro Complete Console Assembly

OER® manufactures this complete console assembly for 1970-72 Camaro models.

This all new reproduction is designed to replace the entire console unit for 1970-72 Camaro models.


Manufactured from all new tooling, each part is injection molded (when required) and assembled allowing easier installation without the additional effort of assembly. Comes complete with the upper and lower sections, side air vents, ashtray lid, console door assembly and lock assembly as shown. Ashtray insert is sold separately. Due to variances in the transmissions, shift plates are sold separately. This console assembly will fit all 3-speed, 4-speed and automatic models.

*Note:* Shipped double oversize.

3975798	70-72	Camaro	complete assembled console
K665	70-72	Camaro	set of 3 brackets - AT



GM Restoration Parts



*Correct mounting brackets for 1970-72 Camaro consoles. This set includes front, center and rear brackets. Stamped as original and ready-to-install (sold separately from console, some welding may be required).*

3975798



469930

469937



10009289R

10009290R

## 1973-81 Camaro Console

GM Restoration Parts

OER® is proud to offer this complete one piece center console assembly for 1973-81 Camaro models. The shift plate is not included and can be removed from the original console or purchased separately. The padded console lid (not included with console), does not include the mounting hinge or latch assembly which must be removed from the existing console lid and reapplied to the new console lid.

*Note:* Shipped double oversize.

469930	73-81	Camaro	manual trans
469937	73-81	Camaro	auto trans

## 1970-79 Firebird Console

GM Restoration Parts

Replace your 2nd generation console with an authentic OER® reproduction. Each console is a complete one piece upper and lower assembly! Replacing the console can be just what your interior needs to help bring it back to showroom condition. All original components can be removed from the existing console and reinstalled on the new console.

*Note:* Shipped double oversize.

10009289R	70-79	Firebird	manual trans
10009290R	70-79	Firebird	auto trans

**OER®**

# 1967 Camaro/Firebird Console Gauge Assembly

**GM** Restoration Parts

## Preassembled Gauges Now Available!

OER® brings back the popular console gauge package assembly for 1967 GM F-Bodies. Completely assembled and ready to install!

This unique package contains everything your customer needs to replace or install original type console gauges. Each complete assembly contains the console gauge bezel, bottom gauge housing, four gauges and the clock. This complete gauge package is ready-to-install. If your customer had original console gauges, simply use the original wiring. If console gauges are being added to non console gauge vehicle, new wiring will be required. Make it easy to add or replace console gauges with an OER® console gauge assembly.

*Note: Wiring, lighting and oil line are not included.*



3952637 67 Camaro/Firebird

# 1968-69 Camaro/1968-76 Nova 1971-74 Ventura/1974 GTO Console Gauge Package

**GM** Restoration Parts

## Pre-Assembled Gauges Now Available!

This unique package contains everything your customer needs to replace or install original type console gauges. You can now purchase the gauges as a complete assembly ready to install. Each package contains four gauges, all necessary cosmetic parts, and connectors to install a complete set of gauges. If your customer had original console gauges, simply use the original wiring. If console gauges are being added to non console gauge vehicle, new wiring will be required. Make it easy to add or replace console gauges with an OER® console gauge assembly.

*Note: Wiring, lighting and oil line are not included.*



3952635



3952636

3952635	68-69	Camaro	silver gauge face	wiring available separately
3952636	68-76	Nova	black gauge face	wiring available separately
3952636	71-74	Ventura	black gauge face	wiring available separately
3952636	74	GTO	black gauge face	wiring available separately

# 1967 Camaro/Firebird Console Gauges

**Die Cast!**



assembled console gauge housing without gauges

## 1967 Camaro Console Gauge Housing

Restoration Parts

OER® reproduction of the original die-cast console gauge housing found on 1967 Camaro models with optional console gauge package. Installs directly onto the top front of the console assembly. This gauge housing may be added to Camaro models not originally equipped with console gauges by modifying the console. Includes the top gauge housing bezel and gauge housing base.

**Important:** Originally installed on Camaro models but can be modified to fit Firebird.

**Note:** Gauges sold separately or in gauge package.

6458139 67 Camaro



includes assembled top die-cast bezel and lower base

## 1967 Camaro Console Amp Gauge

Restoration Parts

Reproduction of the original console gauge assembly that fits into the 1967 console gauge housing. A completely new reproduction, manufactured to exact specifications. Officially Licensed by General Motors. Prepackaged in OER® logo box.

6291987 67 Camaro



## 1967 Camaro Console Oil Gauge

Restoration Parts

Reproduction of the original console gauge assembly that fits into the 1967 console gauge housing. A completely new reproduction, manufactured to exact specifications. Officially Licensed by General Motors. Prepackaged in OER® logo box.

6291986 67 Camaro



## 1967 Camaro Console Fuel Gauge

Restoration Parts

Reproduction of the original console fuel gauge assembly that fits into the 1967 console gauge housing. A completely new reproduction, manufactured to exact specifications. Officially Licensed by General Motors. Prepackaged in OER® logo box.

6402807 67 Camaro



## 1967 Camaro Console Gauge Lenses

Each lens is a precision optical grade clear acrylic lens, molded from a hard chrome mold. Each set includes all three round lenses installed on 1967 consoles with gauges. Each lens includes the correct green color lettering on the fuel/temperature lens and the oil/battery lens. The clock lens includes the correct diameter hole for the set stem to protrude through.

K133 67 Camaro 3 piece



## 1967 Camaro Console Temp Gauge

Restoration Parts

Reproduction of the original console temperature gauge assembly that fits into the 1967 console gauge housing. A completely new reproduction, manufactured to exact specifications. Officially Licensed by General Motors. Prepackaged in OER® logo box.

6402808 67 Camaro



## 1967 Camaro Console Clock

Restoration Parts

Reproduction of the original console clock assembly that fits into the 1967 console gauge housing. This unique reproduction is redesigned and manufactured to accommodate a newer quartz style clock component that pushes the quality into a more recent period. The front face is manufactured to exact specifications for a authentic and cosmetically correct appearance. Will install in original or reproduction console gauge housings. Officially Licensed by General Motors. Prepackaged in OER® logo box.

3901613 67 Camaro



# Chevrolet/Pontiac Console Gauges



6431423



6431582

## 1968-76 GM Console Fuel Gauge

Correct reproduction of the original console fuel gauges for 1968-69 Camaro, 1968-76 Chevy II/Novra, 1971-74 Ventura and 1974 GTO floor consoles. These gauges will install exactly as the factory intended. Prepackaged in an OER® box that features the GM Restoration Parts™ logo.

6431423	68-69	GM	silver
6431582	68-76	GM	black



6489836



6489896

## 1968-76 GM Console Temperature Gauge

Beautifully reproduced original silver console temperature gauge for 1968-69 Camaro models, Black gauge for 1968-76 Chevy II/Novra, 1971-74 Ventura and 1974 GTO floor consoles. Prepackaged in OER® box that features the GM Restoration Parts™ logo.

6489836	68-69	GM	silver
6489896	68-76	GM	black

## 1968-76 GM Console Gauge Connector Set

Reproduction of the original connectors used to mount the wires to the back of the gauges. Includes connectors for all 4 console gauges. The gauge mounting connectors are necessary for the gauges to operate properly. Mounting connectors are included when purchasing the full gauge package kit. Fits 1968-69 Camaro, 1968-76 Chevy II/Novra, 1971-74 Ventura and 1974 GTO floor consoles. Prepackaged in bag with OER® header card.



6480885	68-76	GM
---------	-------	----



6473265

amp gauge



A912902

volt gauge

## 1968-76 GM Console Battery Gauges

Correct reproduction battery gauge for 1968-69 Camaro, 1968-76 Chevy II/Novra, 1971-74 Ventura and 1974 GTO floor consoles. Available as an amp gauge or a volt gauge. This gauge will install exactly as the factory intended. Prepackaged in an OER® box that features the GM Restoration Parts™ logo.

6473265	68-69	GM	silver	amp gauge
6473840	68-76	GM	black	amp gauge
A912901	68-69	GM	silver	volt gauge
A912902	68-76	GM	black	volt gauge



6461641



6462896

## 1968-76 GM Console Oil Gauge

Correct reproduction of the original silver oil gauge for 1968-69 Camaro models. Black gauge for 1968-76 Chevy II/Novra, 1971-74 Ventura and 1974 GTO floor consoles. Each oil gauge is an all new reproduction of the original and will install exactly as the factory intended. Prepackaged in an OER® box that features the GM Restoration Parts™ logo.

6461641	68-69	GM	silver
6462896	68-76	GM	black

## 1968-69 Camaro Console Gauge Hardware Kit

This console gauge assembly screw kit contains enough screws and washers to assemble or reassemble a set of reproduction or original console gauges into the base on 1968-69 Camaro models with a floor console. Also includes 4 aluminum clips to attach the gauge bezels to the cover and 2 steel brackets that mount the gauge assembly to the console.



R2344	68-69	Camaro
-------	-------	--------



Restoration Parts

### 1968-76 GM Console Gauge Cover

Console gauge cover bezel which mounts on the forward section of the console and is used to cover the console gauges. This bezel is a high-quality reproduction of the original GM part. For 1968-69 Camaro, 1968-76 Chevy II/Nova, 1971-74 Ventura and 1974 GTO floor consoles. Features correct chrome heat stamped molding around gauge area. Prepackaged in an OER<sup>®</sup> box with the GM Restoration Parts<sup>™</sup> logo.

6480875 68-76 GM



6480881

6480884

Restoration Parts

### 1968-76 GM Console Gauge Bezels

Console gauge bezels which mount on the forward section of the console and are used to cover the console gauges. Each bezel is a quality reproduction of the original GM part. For 1968-69 Camaro, 1968-76 Chevy II/Nova, 1971-74 Ventura and 1974 GTO floor consoles. Includes correct lettering in original color as shown. Prepackaged in an OER<sup>®</sup> chipboard box that features the GM Restoration Parts<sup>™</sup> logo.

6480881 68-76 GM batt/temp

6480884 68-76 GM fuel/oil



Restoration Parts

### 1968-76 GM Console Gauge Lens

Correct clear plastic lens used to cover the console gauge faces. Each gauge kit requires 2 lenses. The lenses are the same for either front or rear gauges. Each lens is precision crafted offering an exact appearance.

1968-69 Camaro 1971-74 Ventura  
1968-76 Chevy II/Nova 1974 GTO

6480882 68-76 GM



Restoration Parts

### 1968-76 GM Console Gauge Base

Console gauge base which mounts on the forward section of the console and is used to house the console gauges. This bezel is a high-quality reproduction of the original GM part. For 1968-69 Camaro, 1968-76 Chevy II/Nova, 1971-74 Ventura and 1974 GTO floor consoles. Produced in the correct luminous light green color. Prepackaged in an OER<sup>®</sup> box that features the GM Restoration Parts<sup>™</sup> logo.

6480876 68-76 GM



6480877

6480878

Restoration Parts

### 1968-76 GM Console Gauge Mounting Plates

Reproduction of the correct gauge mounting plates die-stamped to match the original configuration. Each plate is die-stamped for the gauges to attach easily, unlike reproductions currently being offered by other suppliers. 1968-69 Camaro, 1968-76 Chevy II/Nova, 1971-74 Ventura and 1974 GTO floor consoles.

6480877 68-76 GM batt/temp

6480878 68-76 GM fuel/oil



### 1968-76 GM Console Gauge Oil Lines

Correct reproduction of the original oil line assemblies. This is an integral part of the console gauge oil gauge and must be installed for the gauge to operate. Available with black line. For use on oil gauges for listing below.

1968-69 Camaro 1971-74 Ventura  
1968-76 Chevy II/Nova 1974 GTO

3906192 68-76 GM



### 1968-76 Nova & 1968-69 Camaro Console Gauge Delete Plate Mounting Nuts

OER<sup>®</sup> reproduction of the forward console plate/console gauge delete plate hardware set for various GM models. Each 4 piece set includes the 4 nuts to attach the forward plate and clip to the console. For vehicles without console gauge package. Prepackaged in OER<sup>®</sup> poly tube.

1968-69 Camaro  
1968-76 Chevrolet Chevy II/Nova  
1971-74 Pontiac Ventura  
1973-74 Buick Apollo  
1973-74 Oldsmobile Omega  
1974 Pontiac GTO

153671 68-76



### 1968-76 Chevy II/Nova Console Gauge Mounting Clip Set

OER<sup>®</sup> reproduction of the console gauge mounting clip set for various GM models. This set includes four clips and four self tapping screws for mounting the gauge cluster to the plastic console body. Prepackaged in OER<sup>®</sup> poly tube.

1968-76 Chevrolet Chevy II/Nova  
1971-74 Pontiac Ventura  
1973-74 Buick Apollo  
1973-74 Oldsmobile Omega  
1974 Pontiac GTO

152633 68-76

# Camaro/Firebird Console Parts



## 1967 Camaro/Firebird and 1968-69 Firebird Reproduction Console Lid

An exact reproduction of the original console lid for all 1967 Camaro or Firebird and 1968-69 Firebird consoles. This reproduction includes correct etched grain with the hinge stopper attached as original. This lid will install on all original or reproduction consoles, available in black or Burlwood. Paint to desired color using interior acrylic lacquer paint.

**Important:** Due to fading over time of the original console assembly burlwood plates, the coloration of the burlwood console lid may not be an exact match.

### Camaro/Firebird

3893861	67	Camaro/Firebird	black
---------	----	-----------------	-------

### Firebird

3918723	68-69	Camaro/Firebird	burlwood
---------	-------	-----------------	----------

## 1968-69 Camaro Console Lid

This reproduction console lid will enhance your customers interior and installs exactly as the factory intended. Each lid includes the correct grain metal and installs on all original or reproduction consoles. After years of use the console door can become worn, bent or warped from opening and closing. Renew the interior appearance by simply changing lids. Perfect fit for OER® 1968-69 Camaro console assemblies. Features correct flocking on inner section.

**Features Flocking on  
Inner Section of The Door!**



3919069	68-69	Camaro	with flocking
---------	-------	--------	---------------



## 1970-72 Camaro Console Lid

This redesigned console lid is practically indistinguishable from the original! Manufactured from original materials in the correct grain. Each console lid is manufactured utilizing correct vinyl poured materials allowing an exact fit and feel. Can be installed on original or OER® reproduction consoles. Available with a latch and button assembly pre-installed!

3972012	70-72	Camaro	without latch
---------	-------	--------	---------------

3972012A	70-72	Camaro	with latch and button
----------	-------	--------	-----------------------

3972993	70-72	Camaro	latch only
---------	-------	--------	------------



bottom view

top view

**Features injection molded base to  
assure a proper fit!**



## 1970-81 Firebird, 1973-81 Camaro Console Lid

Reproduction padded console lid for 1970-81 Firebird and 1973-81 Camaro models. This lid is manufactured to exact specifications and features an injection molded base to assure a proper fit. Stop bracket is now included and installed as original. Features a vinyl cover with correct grain.

10019554	70-81	Firebird	black
10019555	70-81	Firebird	firehorn
10019556	70-81	Firebird	light blue
10019557	70-81	Firebird	camel tan
10019558	70-81	Firebird	cornine red
10019559	70-81	Firebird	white
10019560	70-81	Firebird	dark blue



## 1982-92 Camaro Console Lid

Manufactured for all 1982-92 Camaro console assemblies. Features correct mounting hinge and latch assembly. This console lid assembly is designed to replace the original exactly. Available exclusively in black, however this console lid may be painted to your desired color with our interior paints.

14035760	82-92	Camaro	black - paint to match
----------	-------	--------	------------------------

# Camaro/Firebird Console Parts

## 1970-81 Firebird Console Map Pocket

Correct reproduction of the original Firebird console map pocket assembly for 1970-81 Firebird and Trans Am models. Each reproduction is manufactured to exact factory specs. Complete in OER® box and ready-to-install.



478557 70-81 Firebird

## 1973-81 Camaro/1970-81 Firebird Console Glove Box Assembly

OER® has obtained the original tooling from General Motors to produce this quality inner console glove box. Every inner glove box is manufactured to exact specifications and will fit 1973-81 Camaro models and 1973-81 Firebird models. Prepackaged in OER® bag featuring the GM Restoration Parts logo.



478562 70-81

## 1970-81 Camaro/Firebird Console Lid Latch Button

Correct replacement assembly for the often broken or missing original. For all 1970-81 Firebird and 1973-81 Camaro consoles with push-in style latches.



478567 70-81 Firebird  
478567 73-81 Camaro

## 1973-81 Camaro/Firebird Console Lid Button Spring

Keep your console lid button working correctly by replacing the small spring which allows the button to release the door when opened.

478568 73-81 Camaro/Firebird



3893866

## 1967-69 Console Lid Hinge

This hinge is manufactured in the correct gauge metal and comes in a matte black finish as original. Will fit original GM consoles and OER® reproduction consoles.

1967 Camaro 1967-69 Firebird  
1968-69 Camaro only

3893866 67-69  
3919071 68-69



3899868

3919073

## 1967-69 Camaro/Firebird Console Lid Spring

Reproduction of the original console lid spring for use on 1967-69 Camaro and Firebird consoles. Exact reproduction of the original spring with correct tension ratio. Prepackaged in OER® bag with header card.

3899868 67 Camaro  
3899868 67-69 Firebird  
3919073 68-69 Camaro



## 1967 Camaro/1967-69 Firebird Console Lid Arm

OER® reproduction of the console lid arm that limits the opening of the console lid and provides the mounting point for the console lid spring.

3899867 67-69



## 1968-69 Camaro Console Lid Arm

OER® reproduction of the console lid arm that limits the opening of the console lid and provides the mounting point for the console lid spring.

3919072 68-69 Camaro



## 1973-81 Camaro/Firebird Console Lid Arm

OER® reproduction console lid arm for 1973-81 Camaro and Firebird models. Manufactured to factory specifications and designed to replace a broken original. Prepackaged in OER® poly tube.

K7380 73-81 Camaro/Firebird



## 1968-69 Camaro Console Hardware Kit

OER® quality console assembly trim screw kit contains enough screws, nuts and washers to assemble or reassemble an OER® reproduction or original center console.

Note: Console gauge assembly screw: kit sold separately.

K2343 68-69 Camaro



## 1968-69 Camaro Console Mounting Set

Reproduction console mounting kit for Camaro models. Correct rivet nuts with generic bolts and washers for console installation. Prepackaged in OER® poly tube.

A9100214 68-69 Camaro



## 1968-76 GM Forward Console Plate Hardware

Reproduction of the forward console plate hardware set for the various GM models listed. Each 8 piece set includes: 4 clips and 4 nuts to attach the forward plate to the console. Prepackaged in OER® poly tube.

1968-76 Chevy II/Novo 1971-74 Pontiac Ventura 1973-74 Buick Apollo 1974 Oldsmobile Omega 1974 Pontiac GTO

3925443 68-76

# Chevrolet/Pontiac Console Parts

## 1967-74 Manual Console Shift Plate

Restoration Parts

Correct replacement for the original 1967 Camaro/Firebird and 1968-74 Nova manual transmission console shift plate. Features the correct semigloss satin black finish with a triple chrome-plated outer trim. This shift plate may be used for all manual transmissions. Manufactured from original GM tooling!

1967 Camaro/Firebird  
1968-74 Nova



3921895 67-74 3-speed and 4-speed

## 1968 Camaro Automatic Console Shift Plate

Restoration Parts

This shift plate features correct gunstock walnut woodgrain which runs lengthwise on the shift plate. Comes complete in new OER® packaging. Chrome screws and attaching hardware not included.



3921805 68 Camaro

## 1967 Camaro/Firebird And 1968-74 Nova Automatic Console Shift Plate

Restoration Parts

This superb reproduction features the correct semigloss satin black finish with a triple chrome-plated outer trim for factory new appearance. Originally installed as a two piece unit. For use on 1967 Camaro/Firebird and 1968-74 Nova models with automatic transmission. Chrome screws and attaching hardware not included.



3893863 67-74

## 1969 Camaro Automatic Console Shift Plate

Restoration Parts

This shift plate features correct style cherry woodgrain running lengthwise along the shift plate and highly polished chrome edges around inner diameter with 4 studs on bottom for applying to console. Chrome screws and attaching hardware not included.



3949591 69 Camaro cherrywood

## 1968 Camaro Manual Console Shift Plate

Restoration Parts

Reproduction of the original shift plate featuring a deep chrome insert. Guaranteed to match the original in every detail. Each shift plate features correct gunstock walnut woodgrain which runs lengthwise on the shift plate. Comes complete in new OER® packaging. Chrome screws and attaching hardware not included.



3921800 68 Camaro 4-speed

## 1969 Camaro Manual Console Shift Plate

Restoration Parts

This reproduction of the original shift plate features a shallower depth than the 1968 shift plate. Features correct cherry wood which runs lengthwise on the shift plate. Holes are predrilled for 3-speed or 4-speed emblems as desired. Comes complete in new OER® packaging. Chrome screws and attaching hardware not included.



3949537 69 Camaro



# Chevrolet/Pontiac Console Parts

## 1967-69 Camaro Manual Trans Shift Plate

Reproduction shift plate for 1967-69 Camaro models with 3- or 4-speed transmissions and without a center console.




3893855	67-68	Camaro	4-speed
3893855	67-69	Camaro	3-speed

## 1968-69 Camaro Automatic Console Center Shift Plate



Reproduction of the original center shift plate insert for use on all 1968-69 Camaro models with auto trans. Includes original type flat black paint with raised chrome edges and installation nuts. This reproduction will fit original and reproduction shift plates. Prepackaged in OER® box.



3921804	68-69	Camaro
---------	-------	--------

## 1968-69 Firebird Automatic Shift Plate



Die-cast reproduction of the original Firebird automatic console shift plate for use on 1968-69 models. Features correct Burlwood design with bright chrome outer trim. Shift plates will be available soon! Please note the differences in the years below.



9793256

9793256	68	Firebird	automatic
9797443	69	Firebird	Powerglide
9797444	69	Firebird	Turbo Hydramatic

## 1970-71 Camaro 4-Speed Shift Plate

OER® reproduction shift plate found on all 1970-71 Camaro models with 4-speed transmissions. Can be installed on original GM or reproduction consoles. Includes correct 4-speed pattern stamped into the shift plate as original. 1972 models included the shift pattern on shift knob and was eliminated from the console shift plate. Also features original grain as shown. Screws available separately.



3975874	70-71	Camaro
---------	-------	--------

## 1968-69 Firebird Console Manual Shift Plate



OER® reproduction of the original console shift plate designed for 1968-69 Firebird models with manual transmissions. Each shift plate is chrome-plated and features correct black paint on inner section as pictured. This console shift plate for 1968-69 Firebird models will be available soon. Triple chrome-plated for maximum effect. Prepackaged in OER® box. Officially Licensed by General Motors.



9793260	68-69	Firebird
---------	-------	----------



K490

K491

## 1967-81 Camaro/Firebird Console Shift Plate Mounting Screws

Correct mounting screws designed to install early or late console shift plates. Prepackaged in sets of 4 with OER® header card.

**Note:** K491 will work for 1970-72 models but not cosmetically correct.

K490	67-69	Camaro/Firebird	chrome phillips head
K491	73-81	Camaro/Firebird	black socket head

# Chevrolet/Pontiac Console Parts

## 1970-72 Camaro Automatic Shift Plate

OER® reproduction shift plate found on all 1970-72 Camaro models with automatic transmissions. This all new die cast reproduction will replace the original shift plate and install in any original or reproduction console unit for 1970-72 models. Includes shift plate rubber under shift plate making installation easy. Screws available separately.



3975877 70-72 Camaro

## 1972 Camaro 4-Speed Shift Plate

OER® reproduction shift plate found on all 1972 Camaro models with 4-speed transmissions. Can be installed on original GM or reproduction consoles. Features correct all grain pattern stamped into the shift plate as original. 1972 models included the shift pattern on the shift knob and was eliminated from the console shift plate. Screws available separately.



3991787 72 Camaro



478569



14015852

## 1970-81 GM F-Body Console Auto Shift Plate

OER® reproduction of the original console shift plates designed to replace any shift plate for 1970-81 Firebird models or 1979-81 Camaro models. Features P-R-N-D-S-L letters on indicator lens. Grain on shift plate is correct for each listing. The shift plate includes the indicator lens and housing.

478569 1970-79 Firebird  
478569 1980-81 Firebird (exc. Spirit and Trans Am models)  
14015852 1979-81 Camaro (standard interior)

478569 70-81 Firebird with AT  
14015852 79-81 Camaro with AT

## 1970-78 GM F-Body Automatic Shift Plate

Replace your shift plate with this OER® reproduction for 1970-78 Camaro/Firebird models with automatic transmissions. This shift plate is black and features the correct countersunk mounting locations for the attachment screws. This shift plate is for use when the shift pattern is located in the instrument carrier assembly on the dash in front of the driver.

Note: Screws available separately.

6264779 70-78 F-Body  
K491 70-78 screws (4)



## 1968-69 Camaro Console Shift Pattern Emblems

Beautifully detailed shift pattern emblems originally used on 1968-69 models with automatic transmissions. Each emblem will install on original or reproduction shift plates. Prepackaged in plastic bag with OER® header card featuring the GM Restoration Parts™ logo.

3919121 68-69 Camaro 3-speed  
3919122 68-69 Camaro 4-speed



## 1968-72 Camaro Auto Shift Plate Rubber Seal Set

Exact reproduction compression molded in neoprene with steel inserts, for use with all automatic consoles. This is truly the finest reproduction on the market today! The quality is unsurpassed and your customers will appreciate it!

K51 68-72 Camaro



## 1968-72 Chevelle Console Shift Plate Seals

OER® reproduction shift plate seals for 1968-72 Chevelle models with automatic transmissions. These seals are manufactured from die cut high grade rubber and will fit as original. 4 piece set.

K636 68-72 Chevelle





### 1967 Camaro/Firebird and 1968-72 Nova Shift Plate Bulb Retainer

GM Restoration Parts

Quality reproduction of the original shift plate bulb retainer used on all 1967 Camaro/Firebird and 1968-72 Nova automatic shift plates. Inserts directly below the shift plate area and houses the lamp sockets. Prepackaged in plastic bag with OER® header card including the GM Restoration Parts™ logo.

3893876	67	Camaro/Firebird
3893876	68-72	Nova

### 1967 GM F-Body and 1968-74 Nova Auto Shift Plate Lens

OER® reproduction injection molded clear plastic lens for 1967 Camaro/Firebird models and 1968-74 Nova with 2-speed or 3-speed automatic transmissions. Features all gear indicator lettering in the correct translucent green coloration. Shift plate lenses are packaged in plastic bags with the OER® header card.



3893874 3986833

#### Powerglide

3893874	67	Camaro/Firebird
3893874	68-74	Nova

#### Turbo Hydramatic

3986833	67	Camaro/Firebird
3986833	68-74	Nova

### 1968-69 Camaro Auto Shift Plate Lens

GM Restoration Parts

Injection molded reproductions of the original clear plastic lens for use with 1968-69 Camaro models with 2-speed or 3-speed automatic



3919161 3919160

transmissions. Features all gear indicator lettering in the correct translucent green coloration. Shift plate lenses are packaged in plastic bags with the OER® header card.

3919161	68-69	Turbohydramatic
3919160	68-69	Powerglide



### 1967 Camaro/Firebird and 1968-74 Nova Auto Shift Lens Backing Plate

GM Restoration Parts

Reproduction of the original backing plate that inserts directly below the shift plate lens on all 1967 Camaro/Firebird and 1968-74 Nova automatic transmission shift plates. Prepackaged in bag with OER® header card that features the GM Restoration Parts™ logo.

3893875	67-74
---------	-------




### 1968-69 Camaro Auto Shift Indicator Lens Backing Plate

GM Restoration Parts

Stamped steel plate which fits beneath the automatic transmission shift indicator lens on all 1968-69 Camaro consoles. Correct black paint. Prepackaged in bag with OER® header card that features the GM Restoration Parts™ logo.

3921803	68-69	Camaro
---------	-------	--------



3929984 3863574 3893872

### 1965-74 Chevy II/Nova Shifter Slider Seals


OER® reproduction shifter slider seals for 1965-74 Chevy II/Nova models. Choose from 4-speed or automatic transmission versions. Prepackaged in bag with OER® header card that features the GM Restoration Parts™ logo.

3863574	65-67	4-speed
3929984	68-74	4-speed
3893872	68	auto with console
3893872	70-74	auto with console

### 1967-68 Camaro/Firebird Console Shift Plate Slider

GM Restoration Parts

This exact duplicate of the original Camaro console shift plate slider is precision die-cut from black polypropylene. Comes complete with hole for shift lever. Available for 1967 Camaro and Firebird auto trans. and 3- or 4-speed models, as well as 1968 Camaro 4-speed models. Prepackaged in bag with OER® header card that features the GM Restoration Parts™ logo.



3893872 3929984

#### Camaro

3893871	67	auto trans
3893872	67	3-speed
3893872	67	4-speed
3929984	68	3-speed
3929984	68	4-speed

#### Firebird

3893871	67	auto trans
3893872	67	4-speed



### 1967-74 GM Shift Plate Slider Retainers

Reproduction shift plate slider retainers for various GM models with automatic or manual trans consoles. This holds the sliders in place on the shift plate.

1967 Camaro/Firebird  
1968-74 Chevy II/Nova

K754	67	Camaro/Firebird
K754	68-74	Chevy II/Nova

### 1964-67 Auto Shifter Slider Seal

OER® reproduction shifter slider seal for 1964-67 Impala models and 1965-67 Chevy II/Nova models with auto transmissions. Prepackaged in bag with OER® header card that features the GM Restoration Parts™ logo.

3878480	64-67
---------	-------

### 1969-81 GM Console Shift Plate Slider

Reproduction console shift plate slider is precision die-cut from black polypropylene.

1973-81 Camaro 1969 Firebird (2nd design)  
1970-81 Firebird 1973-79 Nova  
1973-75 Chevelle 1976-77 El Camino

500838	69-81	GM
--------	-------	----

# Chevrolet/Pontiac Console Parts

## 1967 GM F-Body Console Ashtray Cover

Reproduction of the original rear console ashtray cover for all 1967 Camaro/Firebird consoles. A die-cast reproduction featuring a pronounced pebble grain finish just like original. Manufactured by OER®.



3898867 67 F-Body black (paint as req'd)

## 1968-69 Camaro Console Ashtray Cover

Correct reproduction of the original die-cast ashtray cover featuring the correct grains, can be painted to the desired color by using OER® color matched premium paints. Great fit on reproduction consoles! Prepackaged in bag with OER® header card that features the GM Restoration Parts™ logo.



3929928 68-69 Camaro

## 1970-81 Camaro/Firebird Rear Console Cover Plate

Reproduction of the original console cover plate designed for 1973-81 Camaro models and 1970-79 Firebird models. Prepackaged in bag with OER® header card featuring GM Restoration Parts™ logo.



478558 73-81 Camaro/Firebird

## 1982-92 Camaro/Firebird Console Rear Ashtray

Reproduction console rear ashtray consists of the ashtray receiver and housing for 1982-92 Camaro and Firebird models. Available in black only.



14069107 82-92 Camaro/Firebird

## 1967 Camaro/Firebird Rear Console Ashtray Insert

OER® reproduction console ashtray insert for 1967 Camaro and Firebird models. Inserts into the rear portion of the floor console.



3893868 67 Camaro/Firebird

## 1968-69 Camaro Console Rear Ashtray Insert

Correct replacement ashtray which inserts in the rear section of the console area. This reproduction is specially designed to fit both reproduction or original GM consoles. Designed for 1968-69 Camaro consoles, prepackaged with OER® header card featuring the GM Restoration Parts™ logo.



3919076 68-69 Camaro

## 1982-92 Camaro Console Ashtray

This reproduction from OER® is a correct reproduction front console ashtray for 1982-1992 Camaro models. This injection molded ashtray features original. Officially licensed GM Restoration part. Prepackaged in OER® poly tube.



10089402 82-92 Camaro

## 1997-02 F-Body Console Door/Console Ashtray Bumpers

This is a correct reproduction console door and console ashtray cover bumper for 1997-02 Camaro and Firebird models. Sold individually, use as required. Prepackaged in OER® poly tube.



17997865 97-02 F-Body console door  
17997865 97-02 F-Body console ashtray

# Chevrolet/Pontiac Console Parts



3842306



3929942

## 1967-72 GM Console Ashtray Cover Springs

Reproduction console ashtray lid spring for 1967 Firebird and 1967-72 Camaro is used to securely hold the ash ray lid open or closed. Includes 2 ashtray lid springs.

3842306	67	Camaro/Firebird
3929942	68-72	Camaro

## 1967-72 GM Console Ashtray Cover Hinge Pins

OER® reproduction of the original ashtray cover hinge pins to keep the ashtray cover in proper alignment and working order.

3893867 1967 Camaro/Firebird  
3919075 1968-72 Camaro

3893867

3919075

3893867	67	GM	hinge pin set
3919075	68-72	GM	hinge pin set

## 1967 Camaro/Firebird Rear Console Lamp Lens

Exact injection molded translucent polypropylene replacement lens assemblies for 1967 Camaro and Firebird models. Specifically designed for use with the console assembly; this lens is recommended when adding a reproduction assembly to a vehicle. Will fit on OER® reproduction consoles. Prepackaged in bag with OER® header card.



3893869	67	Camaro/Firebird
---------	----	-----------------

## 1968-69 Camaro Console Lamp Reflector

Quality OER® console lamp reflector for 1968-69 Camaro models. This steel reproduction is manufactured as original. Prepackaged with OER® header card.



191991	68-69	Camaro
--------	-------	--------

## 1968-69 Camaro Rear Console Lamp Lens

Exact injection molded translucent polypropylene replacement lens assemblies for 1968-69 Camaro models. Specifically designed for use with the console assembly; this lens is recommended when adding a reproduction assembly to a vehicle. Will fit on OER® reproduction consoles. Prepackaged in bag with OER® header card that features the GM Restoration Parts® logo.



3919077	68-69	Camaro
---------	-------	--------

## 1967 Camaro/Firebird Console Seat Belt Clip

Reproduction of the original seat belt clip for 1967 Camaro and Firebird models. Located between the console compartment lid and the shifter area, the clip is used to retain the seat belt buckles when not in use. Can be installed on any GM original or OER® reproduction console. Prepackaged with OER® header card.



3913682	67	Camaro/Firebird
---------	----	-----------------

## 1968-69 Camaro Console Seat Belt Clip

Reproduction of the original seat belt clip for 1968-69 Camaro models. Located between the console compartment lid and the shifter area, the clip is used to retain the seat belt buckles when not in use. Can be installed on any GM original or OER® reproduction console. Prepackaged with OER® header card. Licensed reproduction.



3919198	68-69	Camaro
---------	-------	--------



## 1970-72 Firebird Seat Belt Buckle Clips

OER® injection molded reproduction of the LH and RH Firebird/Trans Am seat belt buckle clips. Each clip is designed to house the seat belt buckle and shoulder strap buckle on 1st design seat belt systems. Installed on console for 1970-72 only. Sold in pairs. OE #9825137 - LH, 9825138 - RH.

*Note: Not for use on 2nd design 1972 and later belt systems with only one buckle per seat.*

K149	70-72	Firebird
------	-------	----------

# Impala Consoles



## 1963 Impala SS Console



A reproduction of the complete console assembly originally installed on all 1963 Super Sport Impalas. Each part is injection molded or die-cast and pre-assembled to allow the installer minimum effort for installation. Comes complete with the inner glove box, forward plate assembly, SS emblem, console lamp, console door and lock assembly. Each console assembly can be used with a 4-speed emblem for manual transmission models or with a Powerglide shift plate for automatic transmission models. 4-speed and automatic shift plates are sold separately.

*Note: Shipped double oversize.*

3827408 63 Impala SS



## 1964 Impala SS Console with Automatic



OER® manufactures this complete console assembly for 1964 Super Sport Impalas. This reproduction is designed to replace the entire console unit. Each part is injection molded or die-cast, and assembled for easier installation. Includes the glove box, shift indicator assembly for Powerglide, SS emblem, console lamp, console door, and lock assembly as shown. This console assembly will fit all automatic models with bucket seats. Packaged in an OER® corrugated box. Officially Licensed by GM.

*Note: Shipped double oversize.*

3844152 64 Impala SS



## 1964 Impala SS Console with 4-Speed



OER® manufactures this complete console assembly for 1964 Super Sport Impalas. This all new reproduction is designed to replace the entire console unit. Each part is injection molded or die-cast and assembled for easier installation. Comes complete with the glove box, shift pattern, shifter surround assembly, SS emblem, console lamp, console door and lock assembly as shown. This console assembly will fit all 4-speed models with bucket seats. Packaged in an OER® corrugated box.

*Note: Shipped double oversize.*

3844159 64 Impala SS

## 1963 Impala SS Console

### Emblem

Correct reproduction of the original console emblem. Repackaged in OER® box.

3843985 63 Impala SS



## 1964 Impala SS Console

### Emblem

Correct reproduction of the original console emblem. Repackaged in OER® box.

3843986 64 Impala SS



## 1963 SS Console Auto Shift Plate

OER® manufactures this automatic shift plate for 1963 Impala SS models with Powerglide transmissions.

3830456 63 Impala SS



## 1963 4-Speed Shift Pattern Emblem

This precise emblem is manufactured to exacting specifications featuring the correct shift pattern as pictured. Manufactured in correct color.

3827121 63 Impala SS



## 1963 Impala SS Console Lens

Reproduction of the original console lens for 1963 Impala SS models. Manufactured in correct color.

3845839 63 Impala SS



## 1964 Impala SS Console Lens

Reproduction of the original console lens for 1964 Impala SS models. Manufactured in correct color.

3845840 64 Impala SS

# Nova Consoles



## 1968-72 Nova Console Assembly

OER® reproduction console for 1968-72 Chevrolet Chevy II/Nova models. Consists of the ABS plastic outer shell only as shown. The shift plate, shift slider assembly, rubber shift boot, shift boot retainer, hardware and other components are available separately. Prepackaged in OER® corrugated box.

W2329 68-72



## 1968-74 Nova Forward Console Plate

OER® reproduction of the original 1968-74 Chevy II/Nova forward console plate that installs on the front section of the console assembly. Manufactured in stamped steel as original. Available in black only. Prepackaged in OER® poly tube.

3947624 68-74 Chevy II/Nova



## 1973-74 Nova Console Assembly

Reproduction of the original floor console assembly originally installed in 1973-74 Nova models. This injection molded console will replace the original cracked or damaged factory original. Consists of the correctly produced injection molded outer shell only as shown. The shift plate, shift slider assembly, rubber shift boot, shift boot retainer, hardware and other components are available separately.

327546 1973-74



## 1975-79 Nova Console Assembly

Reproduction of the floor console assembly for 1975-79 Nova models with automatic transmission. Console assembly is injection molded and features correct grain finish. Includes 3 speed shifter plate. Prepackaged in OER® corrugated box.

### Console with Auto Shift Plate

881123 75-79 with shift plate



## 1975-79 Nova Console Assembly

OER® reproduction console assembly originally installed on 1975-79 Chevrolet Nova models equipped with an automatic transmission. Consoles are manufactured using high-quality injection molded polymer just as the original. Each console comes with internal brackets to stabilize the console base. Includes the correct grain texture pattern and silver hot stamp trim same as original. Installation hardware including clips and screws are included. Prepackaged in OER® corrugated box.

*Note: Requires the original console brackets and original shifter in order to install properly.*

### Console Only

748657 75-79 console



## 1975-79 Automatic Shift Plate

OER® reproduction console shift plate for 1975-79 Nova models with a automatic 3-speed transmission. Shift plate must be glued to console.

748603 1975-79

# GM Console/Shifter Parts

## 1970-81 F-Body 4-Speed Shift Hump

**OER AUTHORIZED**

Replacement 4-speed shift hump for 1970-81 Camaro and Firebird models. Repair the damage done by a hack job shifter install without replacing the entire floor pan with this high-quality stamped steel 4-speed shift hump, or convert an automatic car to manual transmission with this shift hump.

FL119 70-81 Camaro/Firebird



## 1967-73 Camaro/Chevy II/Nova Console Shift Boot

Reproduction rubber shift boot for 1967-69 Camaro and 1968-73 Chevy II/Nova models with a manual transmission. For models originally equipped with a factory center console. Prepackaged in OER<sup>®</sup> poly tube.

3974526	67-68	Camaro 3-speed
3974526	69	Camaro 4-speed
3974526	68-73	Chevy II/Nova



GM Restoration Parts

3949539

3973964

## 1969-72 Camaro Manual Shift Tunnel

Reproduction of the black plastic tunnel located directly below the shift plate extending downward to the rubber shift boot. Manufactured in precision thermal vacuum formed black ABS plastic material. Each part is prepackaged in an OER<sup>®</sup> box featuring the GM Restoration Parts<sup>™</sup> logo.

3949539	69	Camaro	4-speed
3973964	70-72	Camaro	3- and 4-speed

## 1970-81 GM F-Body Manual Shift Tunnel

GM Restoration Parts

Reproduction of the shift tunnel installed on 1970-79 Firebird and 1973-81 Camaro models with 3-speed or 4-speed transmissions. Manufactured using ABS materials, each part is prepackaged in an OER<sup>®</sup> box featuring the GM Restoration Parts<sup>™</sup> logo.

478571	70-79	Firebird
478571	73-81	Camaro



## 1967-69 Camaro MT Shift Boot without Console

Originally installed on 1967-69 Camaro models with 3-speed manual, and 1967-68 4-speed manual transmissions. This shift boot is designed and manufactured exclusively for models without a center console.

3893853	67-69	Camaro	3-speed without console
3893853	67-68	Camaro	4-speed without console



## 1969 Camaro/1968-69 Firebird 4-Speed Hurst Gear Shift Boot

GM Restoration Parts

OER<sup>®</sup> high-quality reproduction gear shift boot for 1969 Camaro models and 1968-69 Firebird models with a 4-speed Hurst shifter. Prepackaged in bag with OER<sup>®</sup> header.

9795407	69	Camaro	Hurst 4-speed
9795407	68-69	Firebird	Hurst 4-speed



## 1970-81 Camaro/Firebird Lower Shift Boot

Reproduction rubber lower shift boot for 1970-81 Camaro and Firebird models with 3- or 4-speed manual transmissions. Prepackaged in OER<sup>®</sup> polybag.

3990467 70-81 Camaro/Firebird



## 1970-81 GM F-Body Upper Shift Boot

Reproduction upper shift boot for 1970-81 Camaro/Firebird models with 3-speed and 4-speed manual transmissions. Designed to work with shift boot retainer 3973970. Prepackaged in OER<sup>®</sup> poly tube.

3973966 70-81 F-Body





# GM Console/Shifter Parts

## 1968-69 Camaro Auto Trans. Shift Lamp Mounting Plate

Quality OER® reproduction of the stamped steel mounting plate which fits beneath the shift plate and houses the shift light bulb. For 1968-69 Camaro models with automatic transmission and console.



3919162 68-69 Camaro

## 1967-70 GM Console Seal Cover

Reproduction console seal cover originally installed on 1967-69 Camaro, 1967 Firebird, and 1970 Chevelle models with manual transmissions.



3903522

K449

3903522 67 Camaro/Firebird  
3903522 68-69 Camaro  
3903522 70 Chevelle  
K449 68 upper cover

## 1967-74 GM Manual Transmission Shift Boot Retainer

Reproduction of the shift boot retainer for 1967-74 GM models with console shift boots. Produced in high grade die-cut steel. All mounting holes are pre-punched in correct diameters and locations.

1967-68 Camaro 3- and 4-speed with console  
1969 Camaro 3-speed with console  
1967 Firebird with console  
1968-74 Chevy II/Nova with console



3893877 67-74 GM

## 1967-69 Camaro Gearshift Boot Retainer Plate

Reproduction of the original type shift boot retainer plate for original or reproduction shift boots on 1967-68 Camaro models with 3- or 4-speed transmissions and without a center console. Available in black only.



3893854 67-68 Camaro 4-speed  
3893854 67-69 Camaro 3-speed

## 1969 Camaro/1968-69 Firebird Hurst 4-Spd Shift Boot Plate

Reproduction shift boot retainer plate for shift boots on 1969 Camaro models and 1968-69 Firebird models with a Hurst shifter. These plates are available in chrome or black for models without console or black for models with consoles.



9780055

9780054

9780055 68-69 Hurst chrome  
9780054 68-69 Hurst black

## 1973-81 Camaro/Firebird Gearshift Boot Retainer Plate

OER® shift boot retainer plate for all 3-speed or 4-speed transmissions. An exact replacement for virtually all manual transmissions for 1973-81 models.



3973970 73-81 Camaro/Firebird

## 1968 Camaro 3-Speed And 4-Speed Shift Plate Slider Retainer

Reproduction of the shift plate retainer for all 3-speed and 4-speed 1968 Camaro models. Used to mount the shift plate slider to the shift plate. Prepackaged in plastic bag with OER® header card featuring the GM Restoration Parts™ logo.



3919158 68 Camaro

## 1962-67 Chevy II/ Nova 4-Speed Shift Boot Plate

A correct reproduction of the 4-speed shift boot plate. This high quality reproduction is produced in steel and will fit all 4-speed Chevy II/Nova models between 1962-67.



3849852

3849851

3849852 62-67 Chevy II/Nova chrome  
3849851 62-67 Chevy II/Nova black

# Chevrolet Shifter Parts



3920267

3972240

## 1968-72 Camaro Horseshoe AT Shifter Assembly

Reproduction automatic shifter assembly for all 1968-69 Camaro models equipped with Turbo-350 or Turbo-400 automatic transmissions. 1970-72 Camaro 3-speed automatic shifter assembly also available. Features chrome-plated shifter handle and correct base for an exact replacement. This superb reproduction will replace the shifter assembly exactly for an original appearance.

3920267	68-69	Camaro
3972240	70-72	Camaro

## 1968-72 Chevrolet Console Horseshoe Shifter Handle

Reproduction shifter handle for various 1968-72 Chevrolet models equipped with a center floor console and a horseshoe shifter. Features a bright chrome finish and correct grain plastic handle with chrome accents. For powerglide or TH350/400 automatic transmissions. Comes prepackaged in an OER® box.

1968-72 Camaro	1968-72 Chevelle/El Camino
1968-69 full size	1970-72 Monte Carlo

3922577	68-72	Chevrolet
---------	-------	-----------



## 1968-72 Camaro Console Horseshoe Shifter Base

Reproduction shifter base for 1968-72 Camaro models equipped with a center floor console and a horseshoe shifter. Included with the base is the pivot pin, bushings, and 3-speed shift detent for TH350/400 automatic transmissions. Prepackaged in OER® box.



3920278

3920278	68-69	Camaro
3984550	70-72	Camaro

## 1968-72 Chevrolet Horseshoe Shifter Installation Set

Reproduction shifter installation hardware set for 1968-72 Chevrolet models equipped with a floor console and horseshoe automatic shifter. Includes correct factory style clips to attach the shift cable to the base and all necessary bolts, screws, and washers to mount the shifter to the floor. Prepackaged in OER® poly tube.

1968-72 Camaro	1968-72 Chevelle/El Camino
1968-69 Chevrolet full size	1970-72 Monte Carlo

K3075	68-72	Chevrolet
-------	-------	-----------



## 1968-72 Chevrolet Horseshoe Shifter Supplemental Hardware Set

Supplemental shifter hardware set which includes all necessary brackets, bushings, bolts, spacers, washers, and screws to rebuild a horseshoe shifter assembly. For various 1968-72 Chevrolet models equipped with a floor console and horseshoe shifter. Comes prepackaged in OER® poly tube.

1968-72 Camaro	1968-72 Chevelle/El Camino
1968-69 Chevrolet full size	1970-72 Monte Carlo

K3077	68-72	Chevrolet
-------	-------	-----------



## 1967-68 Camaro Shifter

### 1968-72 Nova Shifter

The original 4-speed shifter has long since been discontinued, but OER® has the answer!

These quality reproduction shifter assemblies were installed in standard or high performance 1967-68 Camaro 4-speed models and 1968-72 4-speed Nova models. This assembly will replace worn or damaged originals. Licensed by GM and features the correct transmission linkage as shown. Prepackaged in OER® box.

#### Camaro - Muncie


3934286	67-68	with Muncie on lever
---------	-------	----------------------

#### Camaro - Saginaw

3917586	67-68	with plain lever
---------	-------	------------------

#### Nova - Saginaw

6264024	68-72	without floor console
---------	-------	-----------------------



3934286

# Chevrolet/Pontiac Shifter Parts



C830

## 1967-68 Camaro and 1968-72 Chevy II/Novo Shifter Stabilizer Bar OER AUTHORIZED

Reproduction of the shifter stabilizer rod also known as the front strut rod transmission mounting bracket for 1967-68 Camaro and 1968-72 Chevy II/Novo models. This stabilizer rod goes from the shifter assembly to the transmission on 3- and 4-speed manual transmissions. Strut includes mounting bracket and support bushings.

C830	67-68	Camaro
14342	68-72	Chevy II/Novo

## 1964-72 MT Chrome Shift Knob

A highly polished, triple chrome-plated reproduction of the GM chrome shift knob for 1964-68 models with 5/16" thread shifters or 1969-72 Chevrolet models with 3/8" thread shifters. Use with 3- or 4-speed manual transmissions.

**Note:** May be installed on aftermarket shifters with the proper thread size.

3922525	64-68	5/16" Muncie
9793565	69-72	3/8" Hurst



## 1967-69 4-Speed Shift Knob

Beautiful reproduction of the original style shift knob for various GM models with 4-speed transmissions. The black shift knob consist of the upper shift ball featuring an engraved shift pattern highlighted in white and a lower chrome lock nut. The white shift knob features an engraved shift pattern highlighted in black.

**Note:** Manufactured for use with original shifters. May be installed on aftermarket shifters which have the correct thread size.

3921147B	67-68	black - 5/16"
3961437A	69	black - 3/8"
3921147W	67-68	white - 5/16"
3961437W	69	white - 3/8"



3921147B



3921147W

## 1955-81 GM Shift Rod Retainer Clip GM Restoration Parts

Reproduction of the commonly missing spring loaded clip which is necessary to hold the shift rods to the shifter and transmission levers. Prepackaged with OER® header card. Licensed reproduction.

1967-81 Camaro	1962-69 Nova
1967-81 Firebird	1958-72 Impala
1973-81 Corvette	1955-57 Passenger car



3749084	55-81	GM
---------	-------	----



## 1968 Firebird Automatic Floor Shift Handle

OER® reproduction shift handle for 1968 Firebird models with an automatic transmission and floor shifter.

9791337	68	Firebird
---------	----	----------

## 1967-69 Camaro/Firebird Powerglide Upper Kickdown Clip OER AUTHORIZED

Reproduction upper kickdown clip for 1967-69 Camaro/Firebird models with powerglide automatic transmission. Connects the upper passing gear kickdown rod to the bellcrank assembly. Comes prepackaged in OER® poly tube.

C133	67-69	Camaro/Firebird
------	-------	-----------------



## 1967 Camaro/Firebird Powerglide to Turbohydramatic Conversion Rod

OER® manufactured conversion rod set to convert from 1967 Powerglide transmission to a 3-speed Turbohydramatic transmission. Includes: rod, lever and swivel. For 1968 Camaro and Firebird models.

K159	67	Camaro/Firebird
------	----	-----------------



## 1963-72 Transmission Lower Kickdown Rod

OER® reproduction of the lower kickdown rod for various 1963-72 GM models with factory installed V8 engines and a Powerglide transmission. This rod mounts between the transmission case kickdown arm and the bellhousing mounted kickdown actuator arm. Prepackaged in OER® poly tube.

<b>Camaro</b>	1967 PG V8 exc. 306
	1968-72 PG V8
<b>Chevy II/Novo</b>	1964-67 PG V8 exc. 396
	1968-72 PG V8
<b>Full Size Car</b>	1963-69 PG V8 exc. 306, 427
	1971-72 PG V8

<b>GM Truck</b>	1965-71 PG V8
<b>Chevelle</b>	1964-67 PG V8 exc. 396
	1968-72 PG V8
<b>Corvette</b>	1963-67 PG V8 exc. 396, 427
<b>GMC Sprint</b>	1971-72 PG V8

3830310	63-72
---------	-------

# GM Shifter Parts



## 1973-81 GM Auto Gearshift Knob

Correct reproduction automatic gearshift knob for GM models with console shift automatic transmission. This reproduction includes the correct grain. Will fit the reproduction OER® gearshift button #332617.

1973-81 *Camaro*  
1975-79 *Nova*  
1975-79 *Apollo*  
1975-76 *Omega*

332616 73-81 GM



## 1969-86 GM Shift Knob Attachment Clip

OER® reproduction clip for automatic shift levers. Attaches shift knob to lever on the factory GM automatic transmission console shifter. A necessary part required to install the shift knob.

**Buick**  
1982 *Regal*  
1975 *Apollo*  
**Chevrolet**  
1973-86 *Camaro*  
1973-77 *Chevelle*  
1975-79 *Nova*  
**Oldsmobile**  
1982 *Cutlass*  
**Pontiac**  
1969-82 *Firebird*  
1969-83 *Grand Prix*  
1969-79 *Ventura*  
1969-82 *Lemans*  
1979-81 *Pontiac* full size models

9797188 69-86 GM



332617



14089480

## 1973-86 Camaro Gearshift Button

Reproduction injection molded gearshift buttons. 332617 is for 1973-81 Camaro and 1975-79 Nova models and features detailed ribbing. 14089480 fits 1984-86 Camaro models with console shift automatic transmissions.

332617	73-81	Camaro
332617	75-79	Nova
14089480	84-86	Camaro



## 1976-81 Firebird Shift Button Emblem

Reproduction shift button emblem for 1976-81 Firebird models. Includes correct red and black bird with adhesive backing as original.

K7802 76-81 Firebird red



## 1976-81 Firebird Shift Button Emblem

Reproduction shift button emblem for 1976-81 Firebird models. Includes correct gold and black bird with adhesive backing as original.

K7803 76-81 Firebird gold



## 1968-77 TH400 Trans Cable Bracket

Reproduction transmission cable bracket for 1968-77 GM car models. This bracket mounts the cable end to the transmission pan.

**Buick**  
1977 *Regal* with console  
**Chevrolet Cars**  
1973-74 *Camaro* with console  
1974-75 *Chevelle*  
**Oldsmobile**  
1976-77 *Cutlass* with console  
**Pontiac**  
1968-74 *Firebird* with console  
1976-77 *Lemans* with console  
1976-77 *Grand Prix* with console

9793193 68-77 TH400



14089480

## 1973-81 Automatic Transmission Control Cable Bracket

OER® reproduction of the bracket that holds the transmission control cable for various 1973-81 GM models with automatic transmissions and a center console. This steel bracket mounts to the driver side of the transmission above the pan. Prepackaged in OER® poly tube.

**Chevrolet**  
1973-81 *Camaro*  
1973-77 *Chevelle*  
1975-79 *Nova*  
1976-77 *El Camino*  
1976-77 *Monte Carlo*  
1973-77 *GMC Sprint*  
**Buick**  
1977 *Regal*  
1977 *Century*  
1977-79 *Skyhawk*  
**Oldsmobile**  
1973-77 *Cutlass*  
1975-79 *Omega*  
**Pontiac**  
1973-81 *Firebird*  
1976-79 *Ventura*  
1976-77 *Grand Prix*  
1976-77 *Lemans*

9795915 73-81

# GM Shifter Parts



## 1968-72 GM Automatic Shift Cable

Reproduction of the correct shift cable for 1968-72 Camaro and Chevelle models with automatic transmissions. Manufactured to original specifications including components required to completely replace the original cable.

1968-72 Camaro  
1968-72 Chevelle

3956765 68-72 AT shift cable



## 1968-69 Firebird Automatic Shift Cable

Correct shift cable for 1968-69 Firebird models with automatic transmissions. Manufactured to original specifications including components required to completely replace the original cable.

9794252 68-69 Firebird with AT



## 1968-81 GM Automatic Shift Cable

Correct shift cable for 1968-81 models with automatic transmissions. Each cable is manufactured to original specifications to duplicate the original shift cable in every way. This cable fits a variety of GM models. See the listings for proper fit.

1973-81 Camaro 1968-72 Grand Am  
1970-81 Firebird 1968-72 Catalina  
1968-72 Tempest 1968-72 Bonneville  
1968-72 Lemans 1968-72 Grand Prix  
1968-72 GTO

498467 68-81 AT



## 1976-79 GM AT Throttle Valve Cable

Correct throttle valve cable for all 1976-79 GM car models with TH350 automatic transmission. Manufactured to original specifications. This cable fits a variety of GM models.

1976 Camaro V8 350 (M38)  
1977 Camaro 305, 350, TH350 (M38)  
1978-79 Camaro 305, 350, TH350 (M38)  
1976 Nova V8 TH350 (M38)  
1977 Nova 305, 350 (M38)  
1976-78 full size V8, TH350  
1978 Firebird 305U, 350L, TH350 (M33-M36)

1262620 76-79 TH350



## 1968-77 GM AT Throttle Valve Cable

Correct throttle valve cable for all 1968-77 GM car and truck models with TH350 automatic transmissions or 6 cylinder and TH250 transmission. Manufactured to original specifications.

1968-74 Camaro all with TH350 (M38)  
1968-75 Camaro 6 cylinder with TH250 (M38)  
1970-71 Firebird all with TH350  
1972 Firebird with TH350  
1973-75 Firebird 6 cylinder with TH350  
1968-72 Nova TH350 (M38)  
1973-76 Nova 6 cylinder with TH250  
1968-75 Full size TH350  
1973-77 Chevrolet/GMC Truck 6 cylinder with TH350

342486 68-77 AT

AUTHORIZED



## TH350/TH400 Flexible Transmission Dipstick

This flexible transmission dipstick features an aluminum handle, steel braided housing and a teflon dipstick. It fits push-in style transmissions with an o-ring seal. Includes a clear plastic tube with fitting to adapt a regular transmission fluid funnel to fit the dipstick housing.

51041 TH350/TH400

AUTHORIZED



## 700-R4 Flexible Transmission Dipstick

This flexible transmission dipstick features an aluminum handle, steel braided housing and a teflon dipstick. It fits push-in style transmissions with an o-ring seal. Includes a clear plastic tube with fitting to adapt a regular transmission fluid funnel to fit the dipstick housing.

51061 700-R4 transmission

# GM Heater Control Assemblies


## 1967-68 Camaro/Firebird Heater Control Assembly without AC



3925775C

A complete heater control unit pre-assembled and ready-to-install! Each and every component included in this reproduction has been manufactured to exact specifications to ensure an authentic appearance and functional product. This superb reproduction will replace heater control assemblies for 1967-68 models without air conditioning and will fit and operate exactly as original. Features original style face plate with correct lettering.

3925775C	67	Camaro/Firebird
3925776C	68	Camaro/Firebird



3925776C

**Comes with Control Cables attached!**

## 1967-68 Camaro/Firebird Heater Control Assembly with AC



3919582

A complete heater/air conditioning control unit pre-assembled and ready to install! Each and every component included in this reproduction has been manufactured to exact specifications to ensure an authentic appearance and functional product. This superb reproduction will replace heater and air conditioning control assemblies for 1967-68 models with air conditioning and will fit and operate exactly as original. Features original style face plate with correct lettering.

3891798	67	Camaro/Firebird
3919582	68	Camaro/Firebird



3891798

**Comes with Control Cables attached!**

**Comes with Control Cables attached!**



356199C

6273372C

## 1969 Camaro/69-74 Nova Heater Control Assembly

A complete pre-assembled heater/air conditioning control unit ready to install! These superb reproductions will replace heater/air conditioning control assemblies for 1969 Camaro and 1969-74 Nova models with or without air conditioning. Features original style face plate with correct lettering. Each heater control assembly is designed to replace the original exactly. Includes correctly assembled brackets, switches, face plate, cables, and components found on the original assembly. See the information below for applicable part numbers.

356199C	69	Camaro without AC
356199C	69-74	Nova without AC
6273372C	69	Camaro with AC
6273372C	69-74	Nova with AC



A9600134

A9600135

## 1967-68 Heater Control Mounting Hardware

Reproduction heater control mounting set for Camaro and Firebird models. Each set has all the fasteners required to install the heater control assembly and heater control cables.

A9600134	67-68	15 piece
A9600135	69	19 piece

# GM Heater Control Parts



K593

## 1967-68 GM F-Body Heater and AC Control Lenses

OER® reproduction heater control lenses are manufactured using injection molded acrylic with precision screened lettering for correct appearance. Available for 1967-68 Camaro and Firebird models with or without air conditioning.

K593	67	without AC
K594	67	with AC (aqua lettering)
K595	68	without AC
K596	68	with AC (white lettering)



K597



K598

## 1969-74 GM Heater and AC Control Lenses

OER® reproduction heater control lenses are manufactured using injection molded acrylic with precision screened green lettering for correct appearance. Available for 1969 Camaro and 1969-74 Nova models with or without air conditioning.

K597	69-74	without AC
K598	69-74	with AC



## 1969-76 GM Heater Lever Set

OER® reproduction set of heater levers for 1969 Camaro and 1970-76 Nova models. This set of 3 levers includes the chrome knobs and mounting hardware. Prepackaged in OER® polytube.

K3954	69	Camaro
K3954	70-76	Nova

## 1967-68 GM F-Body Heater Control Cable Set

GM Restoration Parts

OER® reproduction heater control cable sets include defroster and temperature control cables for 1967-68 Camaro and Firebird models without air conditioning.



K571	67-68	F-Body	without AC
------	-------	--------	------------

## 1969-74 GM Heater Control Cable Set

GM Restoration Parts

OER® reproduction heater control cable sets include cables for control panel operation on 1969 Camaro and 1969-74 Nova models, with, or without air conditioning.



K572	69-74	GM	without AC
K573	69-74	GM	with AC



K408

K409

## 1965-81 GM Heater Control Knobs

OER® reproduction heater control knobs for various GM models from 1965 through 1981. Knobs are available in black or chrome. Set of 4. Prepackaged with OER® header card.

1969-81	Camaro
1969-81	Firebird
1965-81	Full size Chevrolet models
1969-79	Nova
1967-81	Chevrolet and GMC trucks
1967-69	Chevelle

K408	65-81	chrome	4 piece
K409	65-81	black	4 piece



## 1967-68 GM F-Body Dash Heater Lever

GM Restoration Parts

OER® manufactured, quality reinforced reproduction of the commonly broken defroster and de-ice lever for 1967-68 F-Body models. Includes mounting screws and detailed instructions. Not for use on upper lever. For non-AC models.

K896	67-68	Camaro/Firebird
------	-------	-----------------



GM Restoration Parts

## 1967-69 GM Heater Fan Switch

This quality OER® reproduction switch fits all 1967-68 Camaro and Firebird models without AC, 1967-68 full size Chevrolet without AC, and 1968-69 Chevelle models without AC. Replaces original switch exactly.

3885148	67-69
---------	-------



## 1967 GM Camaro/Firebird/Impala Heater & AC Blower Control Switch

OER® reproduction heater and AC blower switch. Original design will install on original or reproduction heater control assemblies. Prepackaged in OER® poly tube.

1967	Camaro
1967	Impala/full size
1967	Firebird

3891796	67
---------	----

# GM Heater Control Parts

## 1968 Camaro/Firebird Heater & AC Blower Control Switch

OER® reproduction heater and AC blower switch for 1968 Camaro and Firebird models. Original design will install on original or reproduction heater control assemblies. Prepackaged in OER® poly tube.

1968 Camaro  
1968 Firebird



3925724 68

## 1969-79 Chevrolet Heater Fan Switch

Restoration Parts

This quality OER® reproduction switch fits all 1969 Camaro models without AC and 1969-79 Nova models without AC. Replaces original switch exactly.



3967939 69-79

## 1969-74 Chevrolet Heater and AC Fan Switch

Restoration Parts

This quality OER® reproduction switch fits all 1969 Camaro models with AC and 1970-74 Nova models with AC. Replaces original switch exactly.



3929094 69-74

## 1969-74 Chevrolet Heater and AC Blower Switch

Restoration Parts

This quality OER® reproduction switch fits all 1969 Camaro models with AC and 1970-74 Nova models with AC. Replaces original switch exactly.



3929093 69-74



R566

## 1967-68 Camaro/Firebird Astro Ventilation Kit

OER® quality reproduction of the Astro Ventilation parts. Including: LH and RH chrome vent bezels, two chrome vent balls, two dash bezel vent retainers, and one fresh-air duct seal kit. Fits 1967 Camaro models with AC and all 1968 Camaro models. Also fits 1967-68 Firebird models (uses black bezels).

R566	67-68	Camaro/Firebird	with chrome bezels
R566A	67-68	Camaro/Firebird	with black bezels

## 1965-77 GM Chrome Side Air Vent Ball

Restoration Parts

Guaranteed to be the finest reproduction chrome vent balls on the market! Compare these reproductions to the originals and you'll find the quality meets or exceeds it! Even the chrome is finely detailed and that's what your customers want. Highest quality reproduction. Guaranteed! Fits 1965-68 GM Passenger car, 1966-69 Chevelle, 1968-77 Corvette and 1967-68 Camaro models with AC. 2 required.



3856472 65-77

## 1969-77 Blower Motor Relay

AUTHORIZED

OER® Authorized relay is for the blower motor circuit of various GM models. Defective relays should be replaced to maintain proper operation of heating, ventilation, and air conditioning systems.



Note: A.T.C. - Automatic Temperature Control.

<b>Camaro</b> 1969 without A.T.C. 1970-74 with A.T.C. 1975 with A.T.C.	<b>Chevelle/Malibu</b> 1969 without A.T.C. 1970-75 with A.T.C.
<b>Monte Carlo</b> 1970-75 with A.T.C.	<b>Corvette</b> 1969 without A.T.C. 1970-76 with A.T.C. 1973-75 without A.T.C. 1975-75 without A.T.C.
<b>Chevy II/Nova</b> 1969 without A.T.C. 1970-74 with A.T.C. 1973-75 without A.T.C. 1975 with A.T.C.	<b>Corvair</b> 1969 without A.T.C.
<b>Impala/Bel Air/Biscayne</b> 1969 without A.T.C. 1970-75 with A.T.C.	

19811 69-77

## 1961-81 Blower Motor Relay

AUTHORIZED

OER® Authorized relay is for the blower motor circuit of various GM models. Defective relays should be replaced to maintain proper operation of heating, ventilation, and air conditioning systems.



Note: A.T.C. - Automatic Temperature Control.

<b>Camaro</b> 1967-68 all 1969 with A.T.C.	<b>Caprice</b> 1966-68 all 1969 with A.T.C.
<b>Chevy II/Nova</b> 1963-68 all 1969 with A.T.C.	<b>Chevelle/Malibu</b> 1964-68 all 1969 with A.T.C.
<b>Impala</b> 1961-68 all 1969 with A.T.C.	<b>Corvette</b> 1961-68 all 1969 with A.T.C.
<b>Bel Air</b> 1961-68 all 1969 with A.T.C.	<b>Corvair</b> 1961-68 all 1969 with A.T.C.

19808 61-81



# GM Heater/AC

## 1967-69 Camaro/Firebird Dash Vent Bezel

Unique bezels for LH and RH applications, differ from earlier versions designed to fit both LH and RH sides, but were designed for the RH only. OER® changes that by offering the correct LH and RH versions. Available in chrome or black (paint as required). Fits 1967 Camaro (with AC), 1968 Camaro (all) and 1967-69 Firebird. 2 required.



K851	67-69	Camaro/Firebird	chrome	LH/RH	univ style
3925741	67-69	Camaro/Firebird	chrome	LH	OE style
3925742	67-69	Camaro/Firebird	chrome	RH	OE style
3925743	67-69	Camaro/Firebird	black	LH	OE style
3925744	67-69	Camaro/Firebird	black	RH	OE style

## 1968 Camaro/Firebird Side Air Vent Shut-Off Elbow Assembly

Reproduction of the original elbow style shut-off assembly. Installs directly behind the dash air vent bezel on F-Body models. 1968 Camaro without AC and 1968 Firebird without AC.



K290	68	Camaro/Firebird	LH	without AC
K289	68	Camaro/Firebird	RH	without AC

## 1969 Pontiac Firebird Dash Vent Ball

Originally installed on all 1969 Firebird models. This quality reproduction is available in chrome (paint as required). 2 required.



9798556	69	Pontiac Firebird	chrome
---------	----	------------------	--------

## 1966-69 GM Dash Vent Bezel Retainer

This much needed part is used to retain the dash vent ball bezel to the dash assembly. Required for both LH and RH vent bezels on the applications listed below. 2 required per vehicle. 1966-67 Chevelle with AC, 1969 Chevelle (all), 1967 Camaro with AC, 1968 Camaro (all), 1967-69 Firebird.



3906099	66-69	GM
---------	-------	----

## 1965-69 GM Dash Vent Ball Retainer

The vent ball retainer is a necessary part designed to attach the vent duct to the vent bezel assembly. Installs behind the dash air vent bezel. For use on the following GM vehicles: 1965-68 Impala and Caprice, 1966-67 Chevelle with AC, 1969 Chevelle (all), 1967 Camaro with AC, 1968 Camaro (all), 1967-69 Firebird.



3937189	65-69	GM
---------	-------	----



## 1967-68 Camaro/Firebird Chrome Center Dash Air Vent Outlet

Reproduction of the 1967-68 center dash air vent assembly for all air conditioned models. Complete two piece unit which replaces the original air vent, or can be installed on vehicles not originally equipped with factory air conditioning if your customer is adding air.

3891761	67-68	Camaro/Firebird
---------	-------	-----------------



## 1963-81 Pontiac Lower Air Duct Deflector

OER® reproduction chrome lower dash air deflector assembly for 1963-81 Pontiac models with air conditioning. Located below glove box and steering column.

Pontiac	all with factory AC	1971-79	Grand Prix with AC
1963	Tempest with AC	1974-81	Catalina with AC
1964-75	Firebird with AC	1977-79	LeMans with AC
1970-81	GTO with AC	1977-79	Safari with AC
1971-75	LeMans with AC	1977-81	Bonneville with AC
1971-79	Grand Am with AC		

9790400	63-81	Pontiac	2 required
---------	-------	---------	------------

## 1970-81 Firebird Dash Air Deflector Retaining Clips — with AC

Reproduction of the retaining clips used to attach the air deflector vent to the steering column cover below the steering column on the driver side and below the glove box on the passenger side for 1970-81 Firebird models with air conditioning. Sold in a pair. Prepackaged in OER® poly tube.



480039	70-81	Firebird	driver side
480040	70-81	Firebird	passenger side
9776399			spacers

## 1968 Camaro/Firebird Vent Duct Connector

OER® reproduction of the duct connector that connects the vent elbow to the firewall duct on 1968 Camaro and Firebird models without factory AC. The original ducts often become cracked or worn over time. This reproduction duct is manufactured to factory specifications from molded plastic with an indexing tab as original for a correct replacement. Sold individually. Two required per vehicle. Prepackaged in OER® poly tube.



AB100328	68
----------	----

# GM Heater/AC



3939631



3939632

## 1969 Camaro Dash Vent Outlet

Injection molded OER® reproduction dash vent assembly for 1969 Camaro models is correct in every detail. It mounts in the right side of the dash and is assembled with the vent bezel and vent deflector for easy installation. Fits all 1969 Camaro models without AC. Prepackaged in OER® box.

3939631	69	LH without AC
---------	----	---------------

3939632	69	RH without AC
---------	----	---------------



## 1969-72 Camaro/Nova/Impala Dash Vent Deflector

Exact reproduction of the dash vent deflector for 1969 Camaro models, Impala models (all full size Chevrolet models), and 1969-72 Nova models. Prepackaged in OER® box for added protection. 2 required per vehicle. Fits LH or RH

3963790	69	Camaro
---------	----	--------

3963790	69	Impala/full size
---------	----	------------------

3963790	69-72	Nova
---------	-------	------



## 1970-78 Camaro Center Dash Air Conditioning Vent Assembly



Reproduction of the original, manufactured in correct ABS material with proper graining on the face of the housing. Unlike the recently discontinued GM replacement part, this new reproduction includes the ventilation duct open and shut lever which was originally installed on all 1970-78 Camaro models with factory air.

3963781	70-78	Camaro
---------	-------	--------



6262667



6262668

## 1970-81 Camaro Dash Vent without Air Conditioning

Injection molded OER® reproduction dash vent assembly for 1970-81 Camaro models is correct in every detail. Prepackaged in OER® box.

6262667	70-81	Camaro	LH
---------	-------	--------	----

6262668	70-81	Camaro	RH
---------	-------	--------	----



3998407



3998408

## 1970-81 Camaro Dash Vent with Air Conditioning

Injection molded OER® reproduction dash vent assembly for 1970-81 Camaro models with AC is correct in every detail. Prepackaged in OER® box.

3998407	70-81	Camaro	LH
---------	-------	--------	----

3998408	70-81	Camaro	RH
---------	-------	--------	----



14083831



14052434



14052433

## 1982-92 Camaro Air Outlet Deflectors

OER® reproduction of the original center and outer dash air outlet deflector originally installed on 1982-1992 Camaro models with air conditioning. Each air deflector is manufactured to exact specifications and injection molded for quality and authenticity. Each center deflector mounts "side by side" in the center of the dash and the others mount vertically to the outer edge of the dash. Sold individually, 2 of each required per vehicle. Prepackaged in OER® corrugated box.

### Center Dash Vent

14083831	82-92
----------	-------

### Outer Dash Vents

14052433	82-92	upper
----------	-------	-------

14052434	82-92	lower
----------	-------	-------



### 1969-72 GM Center AC Vent

Restoration Parts

Reproduction of the vent assembly manufactured using original materials with the proper grain on the face of the housing, designed to match your original exactly! Unlike the recently discontinued GM replacement part, this new reproduction includes the ventilation duct open and shut lever which was installed originally on all 1969 Camaro models and 1970-72 Nova models with factory air.

3937166	69	Camaro
3937166	70-72	Nova



### 1969-72 Camaro/Nova Dash AC Vent Bezel — RH

Reproduction of the passenger side dash AC vent bezel for 1969 Camaro and 1969-72 Nova models with air conditioning. This holds the air outlet vent assembly in the passenger side of the dash.

14942	69	Camaro
14942	69-72	Nova



748614



748615

### 1969-78 GM Center Dash Vent with AC

Reproduction of the center dash vent for the GM models listed with factory air conditioning. Each vent is manufactured with a chrome-plated finish. Sold in pairs.

748614	69	Camaro
748614	69-76	Corvette
748615	69-74	Nova
748615	70-78	Camaro

### 1970-78 Camaro Dash Vent Bezel

This injection molded OER® reproduction dash vent bezel is correct in every detail. It mounts to the dash between the inner air duct and the outlet air deflector. Fits all 1970-78 Camaro models. Prepackaged in OER® box.



3967927	70-78	Camaro	LH
---------	-------	--------	----



3925711

3925711

### 1967-79 Camaro/Firebird/ Chevy II/Nova Defroster Vent Assembly

Restoration Parts

Reproduction of the under dash vent assembly designed for 1967-69 Camaro, Firebird models, and 1968-79 Chevy II/Nova models. Fits all models from 6 cylinder to big block, with or without AC. Prepackaged in OER® corrugated box for added protection.

3925711	67-68	Camaro
3973729	69	Camaro
3925711	67-69	Firebird
3925711	68	Chevy II/Nova
3973729	69-79	Nova



### 1977-90 GM Center Air Outlet Deflector

Reproduction center air outlet deflector for 1977-90 Chevrolet and Pontiac models listed. These vents are for models originally equipped with factory air conditioning. Sold individually. Use as required.

1977-90	Impala/full size Chevrolet
1979-81	Camaro
1979-81	Malibu, Monte Carlo
1979-81	El Camino
1982-89	Full size Pontiac

377543	77-90	GM
--------	-------	----



K226

### 1965-69 GM Air Duct Seal Set

Contains all die-cut solid and sponge rubber for resealing leaky Astro Ventilation systems found on all models without door vent windows. Contains cowl to duct seals and accordion duct sponge seals for LH and RH side vents.

K226	68	Camaro/Firebird
K227	69	Camaro/Firebird
K226	65-68	full size
K227	65-68	full size

# GM Heater/AC



K329



K330

## 1967-68 Camaro AC Hose Grommet

OER® reproduction of the AC hose grommet for 1967-68 Camaro models equipped with factory air conditioning. Manufactured exactly as original with hard rubber and includes a steel insert as original for a superior fit.



3899737	67-68	w/o tape player
---------	-------	-----------------



3885184



3963723

## 1967-81 Camaro/Firebird Heater Core Pipe Grommet

OER® reproduction of the rubber grommet for air conditioned vehicles to seal and support the heater core outlet tube to the evaporator core case. Fits all 1967-81 Camaro and Firebird models. Superb reproduction of the original including steel insert for perfect fit. Prepackaged in bag with OER® header card.

3885184	67-69	all with AC
3963723	70-81	all with AC



OER AUTHORIZED

## 1963-64 Impala/Full Size Heater Box

Reproduction heater box for all 1963-64 Chevrolet passenger car models without Air conditioning. EDP coated for rust prevention.

817091	63-64	without AC
--------	-------	------------



OER AUTHORIZED

## 1968-72 Heater Box - Big Block

Reproduction heater box assembly for big block models without air conditioning. The big block heater box assembly includes the bracketed area where the heater hoses pass through the firewall. This steel reproduction is very detailed and manufactured to exact factory dimensions. Heater tube retainer plate is included. EDP coated for rust prevention.

1967-69 Camaro  
1968-72 Nova

AL303	68-72	without AC
-------	-------	------------



OER AUTHORIZED

## 1965-81 Heater Box - Small Block

Reproduction heater box for the various GM passenger car models listed. Applications listed are for small block models without air conditioning. This steel reproduction is EDP coated for rust prevention.

1967-81 Camaro  
1967-81 Firebird  
1968-79 Nova

AL304	65-81	without AC
-------	-------	------------

## 1967-69 Camaro Evaporator Core Outlet Case

GM Restoration Parts

This is a fiberglass reproduction of the inner portion of the air conditioning evaporator cover located on the outer firewall. This item is usually found broken or cracked due to the replacement of an engine or the addition of headers. Commonly known as the "air conditioning suitcase" assembly. For use with big block or small block engines originally equipped with air conditioning.

**Note:** Not for use on vehicles without air conditioning.

K329	67-69	big block with AC
K330	67-69	small block with AC



## 1967-69 Camaro Heater Box Seal Set

GM Restoration Parts

High-quality reproduction of the heater box seal set for small and big block applications. Each set comes prepackaged in an OER® bag with header card and features the GM Restoration Parts™ logo.

K932	67-69	small block
K933	67-69	big block

## 1966-70 GM Evaporator Case Drain Hose

GM Restoration Parts

Unique OER® reproduction of the evaporator case drain hose that attaches to the bottom portion of the evaporator core outlet case. For 1966-69 GM passenger car models including Impala, Biscayne, Bel Air, Caprice, passenger station wagons, and 1967-70 Camaro and Firebird models originally equipped with air conditioning. Original drain hoses are commonly damaged or missing. Prepackaged in OER® chipboard box.

3148473	66-70	GM
---------	-------	----



## 1967-72 Heater Box Resistor Screws

Reproduction heater box resistor screws for 1967-69 Camaro/Firebird and 1968-72 Nova models. Sold as a pair. 1 pair required. Prepackaged in OER® poly tube.

1967-69 Camaro  
1967-69 Firebird  
1968-72 Nova

A9600138 67-72



## 1967-72 F-Body Heater Delete Plate Hardware

Reproduction heater delete plate mounting hardware set for 1967-72 Camaro and Firebird models. Each 9 piece screw set features correctly plated black oxide screws. Prepackaged in OER® poly tube.

A9600140 67-72 F-Body



## 1967-68 F-Body Heater Duct Mounting Hardware

Reproduction heater duct mounting hardware set for 1967-68 Camaro and Firebird models. Features all correct markings as original. Prepackaged in OER® poly tube.

A9600139 67-68 F-Body



## 1967-68 F-Body AC Duct Mounting Hardware

Reproduction AC duct installation hardware set for 1967-68 Camaro and Firebird models with air conditioning. Includes all fasteners required to install the AC under dash ducts. Features the correct markings as original. Prepackaged in OER® poly tube.

A9600149 67-68 F-Body



## 1967-68 F-Body AC Condenser Mounting Hardware

Reproduction AC condenser mounting hardware set for 1967-68 Camaro and Firebird models with air conditioning. This 14 piece set consist of the correct screws and clips to mount the AC condenser to the radiator core support. Prepackaged in OER® poly tube.

A9600159 67-68 F-Body



A9600180

## 1967-68 F-Body AC Receiver/Drier Mounting Hardware

Reproduction AC condenser mounting hardware set for 1967-68 Camaro and Firebird models with air conditioning. These are the correct screws to mount the AC receiver/drier to the inner fender well. Prepackaged in OER® poly tube.

A9600180 67 F-Body

A9600181 68-69 F-Body



## 1962-79 Blower Motor Mounting Hardware

Reproduction of the screws needed to mount the blower motor to the firewall on various GM car models without air conditioning. Prepackaged in OER® poly tube.

1967-72 Camaro without AC  
1967-77 Firebird without AC  
1962-79 Chevy II/Nova without AC  
1964-72 full size Chevrolet without AC

1253551 62-79 without AC

## 1982-92 F-Body Heater Core Mounting Strap

Reproduction heater core mounting strap for 1982-92 Camaro and Firebird models. Prepackaged in OER® poly tube.

748577 82-92 F-Body

## 1977-92 Heater Core Mounting Clamp

Reproduction heater core mounting clamp for the 1977-92 GM models listed. Prepackaged in OER® poly tube.



**Chevrolet**  
1982-92 Camaro  
1977-85 Impala  
1977-90 Caprice  
**Pontiac**  
1977-81 Bonneville  
1977-81 Catalina  
1987-89 Safari  
1986 Parisienne

**Buick**  
1977-85 Le Sabre  
1977-90 Estate Wagon  
1977-84 Electra  
1977-78 Riviera  
**Oldsmobile**  
1982-86 Custom Cruiser  
1977-84 Ninety Eight  
1977-85 Delta 88  
1987-92 Brougham  
1977-85 Deville  
1977-86 Fleetwood

748576 77-92

## 1963-81 GM Heater Core Mounting Set

Reproduction of the steel mounting straps designed to mount the heater core. Prepackaged in OER® poly tube.



**Chevrolet**  
1970-81 Camaro, without AC  
1970-79 Nova, without AC  
1967-72 Chevelle  
**Buick**  
1976-79 Skylark, without AC  
**Oldsmobile**  
1968-72 Cutlass, without AC  
1969-70 Vista Cruiser, without AC with 2" heater core  
1969-70 Delta 88, without AC with 2" heater core  
1973-79 Omega, without AC  
**Pontiac**  
1963-72 Tempest, without AC  
1963-72 Le Mans, without AC  
1963-72 Catalina, without AC  
1963-72 Star Chief, without AC  
1963-72 Bonneville, without AC  
1963-73 Grand Prix, without AC  
1967-72 GTO, without AC  
1967-81 Firebird, without AC with 2" heater core  
1973-79 Ventura, without AC  
1963-75 Pontiac, all without AC

748575 63-81 GM



# OER® Authorized Copper/Brass Heater Cores

## 1967-81 Chevrolet Camaro

Reproduction heater cores for 1967-81 Chevrolet Camaro. Each heater core is manufactured from copper brass construction for an original function and appearance.

**OER AUTHORIZED**

### 6 Cylinder/Small Block with AC


3009917	67-68	9-1/2" x 6-3/8" x 2-1/2"
3018489	69	9-1/2" x 6" x 2"
3020374	70-81	8-1/4" x 6" x 2"

### 6 Cylinder/Small Block without AC

3011154	67	9-1/2" x 6-3/8" x 2"
3013319	68	9-1/2" x 6-1/2" x 2-1/2"
3011432	69-81	9-5/8" x 6-1/16" x 2"

### Big Block without AC

3011477	67-68	9-1/2" x 6-3/8" x 2-1/2"
3018864	69	9-1/2" x 6-3/8" x 2"



## 1967-81 Pontiac Firebird

Reproduction heater cores for 1967-81 Pontiac Firebird. Each heater core is manufactured from copper brass construction for an original function and appearance.

**OER AUTHORIZED**

### 6 Cylinder/Small Block with Air Conditioning

3009917	67-68	9-1/2" x 6-3/8" x 2-1/2"
3018489	69	9-1/2" x 6" x 2"
3020374	70-81	8-1/4" x 6" x 2"

### 6 Cylinder/Small Block without Air Conditioning

3013319	67-68	9-1/2" x 6-1/2" x 2-1/2"
3011432	69-81	9-5/8" x 6-1/16" x 2"



## 1962-79 GM X-Body Cars **OER AUTHORIZED**

OER® Authorized reproduction heater cores for 1962-79 GM B-Body cars. Each heater core is manufactured from copper brass construction for an original function and appearance.

3153164	1962-67 Chevrolet Chevy II with G without AC	3013319	1968 Chevrolet Chevy II/Novus without AC	
3009917	1968 Chevrolet Nova/Chevy II with AC	3011432	1968 Chevrolet Chevy II/Novus without AC	
3018489	1969 Chevrolet Nova with dealer installed AC		1969-79 Chevrolet Nova without AC	
	1969-74 Chevrolet Nova with factory AC		1973-75 Buick Apollo without AC	
	1971-73 Pontiac Ventura with AC		1975-79 Buick Skylark without AC	
	1973-74 Buick Apollo with AC		1973-79 Oldsmobile Omega with AC	
	1973-74 Oldsmobile Omega with AC		3018864	1968-70 Chevrolet Chevy II/Novus, BB, w/o AC

### 6 Cylinder/Small Block with AC

3153164	62-67	7-3/4" x 6-3/8" x 2-1/2"
3009917	68-69	9-1/2" x 6-3/8" x 2-1/2"
3018489	69-74	9-1/2" x 6" x 2"

### 6 Cylinder/Small Block without AC

3153164	62-67	7-3/4" x 6-3/8" x 2-1/2"
3013319	68	9-1/2" x 6-1/2" x 2-1/2"
3011432	68-79	9-5/8" x 6-1/16" x 2"

### Big Block without AC

3018864	68-70	9-1/2" x 6-3/8" x 2"
---------	-------	----------------------

# OER® Authorized Copper/Brass Heater Cores



## 1960-87 Chevrolet and GMC Trucks AUTHORIZED

Reproduction heater cores for 1960-87 Chevrolet and GMC truck, Blazer, Jimmy, and Suburban models. Each heater core is manufactured from copper brass construction for an original function and appearance.



## 1962-92 GM Passenger Cars AUTHORIZED

Reproduction heater cores for 1962-92 GM full size B, C, E, & H-Body cars. Each heater core is manufactured from copper brass construction for an original function and appearance.

### 3157459

1963-64 Chevrolet Bel Air, with AC  
1963-64 Chevrolet Biscayne, with AC  
1964 Chevrolet Impala, with AC

### 3004822

1965-68 Chevrolet Impala, with AC  
1965-68 Chevrolet Bel Air, with AC  
1965-68 Chevrolet Biscayne, with AC  
1966-68 Chevrolet Caprice, with AC  
1964-68 Pontiac Grand Prix, with AC  
1965 Pontiac Safari, with AC  
1965-69 Pontiac Bonneville, with AC  
1965-69 Pontiac Catalina, with AC  
1968 Pontiac Safari, with AC

### 3014782

1969-70 Chevrolet Bel Air, with AC  
1969-70 Chevrolet Biscayne, with AC  
1969-70 Chevrolet Caprice, with AC  
1969-70 Chevrolet Impala, with AC  
1969-70 Chevrolet Brookwood, with AC  
1969-70 Chevrolet Kingswood, with AC  
1969-70 Chevrolet Townsman, with AC  
1972 Oldsmobile Custom Cruiser, with AC  
1969-70 Pontiac Bonneville, with AC  
1969-70 Pontiac Catalina, with AC  
1969-72 Pontiac Grand Prix, with AC  
1970 Pontiac Safari, with AC

### 52453645

1991-92 Chevrolet full size, with AC  
1991 Buick commercial chassis, with AC  
1991-92 Buick Roadmaster, with AC  
1991-92 Oldsmobile Custom Cruiser, with AC

### 3153941

1962 Chevrolet Impala, without AC  
1962 Chevrolet Bel Air, without AC  
1962 Chevrolet Biscayne, without AC

### 3004814

1963-68 Chevrolet Bel Air, without AC  
1963-68 Chevrolet Biscayne, without AC  
1964-68 Chevrolet Impala, without AC  
1966-68 Chevrolet Caprice, without AC

### 3011414

1969-70 Chevrolet Impala, without AC  
1975-76 Cadillac Fleetwood, without AC

### 3022696

1971-72 Chevrolet Biscayne, all  
1971-72 Chevrolet Brookwood, all  
1971-72 Chevrolet Kingswood, all  
1971-72 Chevrolet Townsman all  
1971-75, 1981 Chevrolet Bel Air, all  
1971-90 Chevrolet Caprice, all  
1974-85 Chevrolet Impala, all  
1971-78 Buick Riviera, all

### 3022696 - Continued

1971-83 Buick Estate wagon, all  
1971-82 Buick Electra, all  
1971-85 Buick LeSabre, all  
1985-89 Buick Electra, V8  
1986 Buick LeSabre, V8 5.0  
1971 Oldsmobile Custom Cruiser, all  
1971-75 Oldsmobile Vista Cruiser, all  
1971-78 Oldsmobile Toronado, all  
1971-84 Oldsmobile 98, all  
1971-85 Oldsmobile Delta 88, all  
1980-86 Oldsmobile Custom Cruiser, all  
1971-75 Pontiac Grandville, all  
1971-78 Pontiac Grand Safari, all  
1971-81 Pontiac Bonneville, all  
1971-81 Pontiac Catalina, all  
1976 Pontiac Safari, all  
1976-86 Pontiac Parisienne, all  
1987 Pontiac Safari, all  
1971-76 Cadillac Calais, all  
1971-76 Cadillac DeVille, all  
1971-76 Cadillac Fleetwood, all  
1971-78 Cadillac Eldorado, all

### 1960-63 with Recirculating Heater

3145850 7-1/8" x 6-1/8" x 2-1/2"

### 1964-66 with Thrift or Economy Heater

3005395 7-1/4" x 6-3/8" x 2-1/2"

### 1960-66 with Deluxe Heater

3005388 9-1/2" x 6-3/8" x 2-1/2"

### 1967-72 with AC

3025322 9-1/4" x 6-3/8" x 2"

### 1973-87 with AC

3027265 7-1/8" x 7-1/2" x 2"

### 1967-75 without AC

3015169 9-1/2" x 6-3/8" x 2"

### With Air Conditioning

3157459	63-64	9-1/2" x 6-3/8" x 2-1/2"
3004822	65-69	9-1/2" x 6-3/8" x 2-1/2"
3014782	69-72	9-1/2" x 6-3/8" x 2"
3022696	71-90	9-1/2" x 6-3/8" x 2"
52453645	91-92	8" x 6" x 2"

### Without Air Conditioning

3153941	62	9-1/2" x 6-3/8" x 2-1/2"
3004814	63-68	9-1/2" x 6-3/8" x 2"
3011414	69-76	9-1/2" x 6-3/8" x 2"
3022696	71-90	9-1/2" x 6-3/8" x 2"

# Copper/Brass/Aluminum Heater Cores



**QER AUTHORIZED**

## 1964-72 GM A-Body Cars

Reproduction heater cores for 1964-72 GM A-Body cars. Manufactured from copper brass construction for an original function and appearance.

### 3157459

- 1964-67 Chevrolet Chevelle, with AC
- 1964-67 Chevrolet El Camino, with AC
- 1965-67 Chevrolet Malibu, with AC
- 1964-67 Buick Skylark, with AC
- 1964-67 Buick Special, with AC
- 1964-67 Oldsmobile Cutlass, with AC
- 1964-67 Oldsmobile F85, with AC
- 1964-67 Pontiac GT0, with AC
- 1964-67 Pontiac Tempest, with AC
- 1965-67 Pontiac LeMans, with AC

### 3004822

- 1968 Chevrolet Chevelle, with AC
- 1968 Chevrolet El Camino, with AC
- 1968 Pontiac LeMans, with AC
- 1968 Pontiac Tempest, with AC

### 3014782

- 1969-72 Chevrolet Chevelle, with AC
- 1969-72 Chevrolet El Camino, with AC
- 1970-72 Chevrolet Monte Carlo, with AC
- 1971-72 GMC Sprint, with AC
- 1968-69 Buick Special, with AC
- 1968-72 Buick Skylark, with AC
- 1968-72 Oldsmobile Cutlass, with AC
- 1968-72 Oldsmobile F85, with AC
- 1971-72 Oldsmobile Cutlass Supreme, with AC
- 1969-70 Pontiac Tempest, with AC
- 1969-72 Pontiac LeMans, with AC

### 3004814

- 1964-67 Chevrolet Chevelle, without AC
- 1964-67 Chevrolet El Camino, without AC
- 1965-67 Chevrolet Malibu, without AC
- 1964-67 Buick Skylark, without AC
- 1964-67 Buick Special, without AC
- 1964-67 Oldsmobile Cutlass, without AC
- 1964-67 Pontiac GT0, without AC
- 1964-67 Pontiac Tempest, without AC
- 1965-67 Pontiac LeMans, without AC

### 1964-67 with Air Conditioning

3157459 9-1/2" x 6-3/8" x 2-1/2"

### 1968 with Air Conditioning

3004822 9-1/2" x 6-3/8" x 2-1/2"

### 1968-72 with Air Conditioning

3014782 9-1/2" x 6-3/8" x 2"

### 1964-67 without Air Conditioning

3004814 9-1/2" x 6-3/8" x 2"



## 1969-02 Camaro/Firebird **QER AUTHORIZED**

Reproduction heater cores for 1969-02 Camaro and Firebird, 6 cylinder/small block. Each heater core is manufactured from all aluminum construction.

### With AC

H2299	69	9-1/2" x 6-3/8" x 2"
H2248	70-81	8-1/4" x 6" x 2"
3048945	82-92	7-1/8" x 6" x 2"
52458963	93-02	6-1/2" x 7-1/2" x 5/8"

### Without AC

H2247	69-81	9-1/2" x 6-3/8" x 2"
-------	-------	----------------------



## 1962-79 GM X-Body Cars **QER AUTHORIZED**

Reproduction heater cores for 1962-79 GM X-Body cars, 6 cylinder/small block. Each heater core is manufactured from all aluminum construction.

### H7020

1962-67 Chevrolet Chevy II with AC

### H2299

- 1969-75 Chevrolet Nova with factory AC
- 1971-73 Pontiac Ventura with AC
- 1973-74 Buick Apollo with AC
- 1973-74 Oldsmobile Omega with AC

### H2247

- 1968 Chevrolet Chevy II/Nova without AC
- 1969-79 Chevrolet Nova without AC
- 1973-75 Buick Apollo without AC
- 1975-79 Buick Skylark without AC
- 1973-79 Oldsmobile Omega with AC

### With AC

H7020	62-67	7-3/4" x 6-3/8" x 2"
H2299	69-75	9-1/2" x 6-3/8" x 2"

### Without AC

H2247	68-79	9-1/2" x 6-3/8" x 2"
-------	-------	----------------------



# OER® Authorized Aluminum Heater Cores



## 1963-96 GM B-Body **OER** AUTHORIZED

Replacement heater cores for 1963-96 GM B-Body and full size models. Each heater core is manufactured from all aluminum construction.

### B2240

1969-70 Chevrolet Bel Air, with AC  
 1969-70 Chevrolet Blazepine, with AC  
 1969-70 Chevrolet Brookwood, with AC  
 1969-70 Chevrolet Caprice, with AC  
 1969-72 Chevrolet Chevelle, with AC  
 1969-72 Chevrolet El Camino, with AC  
 1969-70 Chevrolet Impala, with AC  
 1969-70 Chevrolet Kingswood, with AC  
 1969-70 Chevrolet Townsman, with AC  
 1970-72 Chevrolet Monte Carlo, with AC  
 1971-72 GMC Sprint, with AC  
 1968-69 Buick Special, with AC  
 1968-72 Buick Skylark, with AC  
 1968-72 Oldsmobile Cutlass, with AC  
 1968-72 Oldsmobile F85, with AC  
 1971-72 Oldsmobile Custom Supreme, with AC  
 1972 Oldsmobile Custom Cruiser, with AC  
 1969-70 Pontiac Bonneville, with AC  
 1969-70 Pontiac Catalina, with AC  
 1969-70 Pontiac Tempest, with AC  
 1969-72 Pontiac Grand Prix, with AC  
 1969-72 Pontiac LeMans, with AC  
 1970 Pontiac Safari, with AC

### 3035420

1977-90 Chevrolet Caprice, with AC  
 1977-90 Chevrolet Impala, with AC  
 1977-90 Buick Lesabre, with AC  
 1977-87 Buick Electra, with AC  
 1977-83 Buick Estate Wagon, with AC  
 1988-89 Buick Estate Wagon, with AC  
 1977-90 Oldsmobile 98, with AC  
 1977-90 Oldsmobile Custom Cruiser, with AC  
 1977-90 Oldsmobile Delta 88, with AC  
 1977-81 Pontiac Bonneville, with AC  
 1977-81 Pontiac Catalina, with AC  
 1977-85 Cadillac Deville, with AC

### 6 Cylinder/Small Block with AC

B2240 68-72 9-1/2" x 6-3/8" x 2"  
 3035420 77-90 10-1/2" x 5-5/8" x 2"  
 52461917 92-95 8-1/4" x 6-3/4" x 1-1/2"  
 52469251 93-96 8-3/8" x 6-1/16" x 1-1/4"

### 6 Cylinder/Small Block without AC

B2249 63-68 9" x 6-1/4" x 2"

### 52461917

1992-93 Chevrolet Caprice, with AC  
 1992-93 Chevrolet Commercial Chassis, with AC  
 1993 Buick Commercial Chassis, with AC  
 1992-93 Buick Roadmaster, with AC  
 1994-95 Cadillac commercial chassis, with AC  
 1994-95 Cadillac Fleetwood, with AC

### 52469251

1994 Chevrolet commercial chassis, with AC  
 1994-96 Chevrolet Caprice, with AC  
 1994-96 Chevrolet Impala, with AC  
 1994-96 Buick commercial chassis, with AC  
 1994-96 Buick Roadmaster, with AC  
 1993 Cadillac 60 Special, with AC  
 1993 Cadillac commercial chassis, with AC  
 1993 Cadillac Fleetwood, with AC  
 1996 Cadillac Commercial Chassis, with AC  
 1996 Cadillac Fleetwood, with AC

### R2249

1963-68 Chevrolet Bel Air, without AC  
 1963-68 Chevrolet Blazepine, without AC  
 1964-67 Chevrolet Chevelle, without AC  
 1964-67 Chevrolet El Camino, without AC  
 1964-68 Chevrolet Impala, without AC  
 1965-67 Chevrolet Malibu, without AC  
 1965-68 Chevrolet Caprice, without AC  
 1964-67 Buick Skylark, without AC  
 1964-67 Buick Special, without AC  
 1964-67 Oldsmobile Cutlass, without AC  
 1964-67 Pontiac GTO, without AC  
 1964-67 Pontiac Tempest, without AC  
 1965-67 Pontiac LeMans, without AC

## 1967-87 Chevrolet/GMC Truck **OER** AUTHORIZED

Replacement heater cores for 1967-87 Chevrolet and GMC truck, Blazer, Jimmy Suburban and Van models without AC. Each heater core is manufactured from all aluminum construction.

### AP7290

1967 Chevrolet Suburban, with AC  
 1967 GMC Suburban, with AC  
 1967-72 Chevrolet CK10 pickup, with AC  
 1967-72 Chevrolet CK10 Suburban, with AC  
 1967-72 Chevrolet CK20 pickup, with AC  
 1967-72 Chevrolet CK20 Suburban, with AC  
 1967-72 Chevrolet C30 pickup, with AC  
 1967-72 GMC CR15-CR1500 pickup, with AC  
 1967-72 GMC CR25-CR2500 pickup, with AC  
 1967-72 GMC CR35-CR3500 pickup, with AC  
 1967-72 GMC CR15-CR1500 Suburban, with AC  
 1968-72 GMC CR25-CR2500 Suburban, with AC  
 1968-72 Chevrolet K30 pickup, with AC  
 1969-72 Chevrolet Blazer, with AC  
 1970-72 GMC Jimmy, with AC

### 17155

1973-86 Chevrolet CK pickup, Suburban, Blazer  
 1973-86 GMC CK pickup, Suburban, Jimmy  
 1987-91 Chevrolet RV pickup, Suburban, Blazer  
 1987-91 GMC RV pickup, Suburban, Jimmy  
 1980-89 Chevrolet C50, with AC  
 1980-89 Chevrolet C60, with AC  
 1980-89 Chevrolet C70, with AC  
 1981-96 Chevrolet P20 van, with AC  
 1981-96 Chevrolet P30 van, with AC

### 52467018

1988-99 Chevrolet CR1500, with AC  
 1988-99 GMC CR1500, with AC  
 1988-99 Chevrolet CR2500, with AC  
 1988-99 GMC CR2500, with AC  
 1988-99 Chevrolet CR3500, with AC  
 1988-99 GMC CR3500, with AC  
 1988-99 Chevrolet CR1500 Suburban, with AC  
 1988-99 GMC CR1500 Suburban, with AC  
 1988-99 Chevrolet CR2500 Suburban, with AC  
 1988-99 GMC CR2500 Suburban, with AC  
 1988-99 Chevrolet Tahoe, with AC  
 1989-90 Cadillac Escalade, with AC

### 6 Cylinder/Small Block with AC

AP7290 67-72 8" x 6" x 2"  
 17155 73-91 6-5/8" x 7-1/4" x 2"  
 52467018 88-02 8-1/5" x 7-1/8" x 1"

### 6 Cylinder/Small Block without AC

AP7267 67-72 8-5/8" x 6" x 2"  
 3027247 73-96 7-7/16" x 6-1/8" x 2"

# Chevrolet Nova Radiators

## 1962-79 Replacement Radiators **OER** AUTHORIZED

Replacement radiators for 1962-79 Chevrolet Nova models. These radiators are manufactured from durable copper and brass materials and are designed to meet the cooling needs of stock small and big block engines. Will install without modifying your radiator support or support top panel. Features 1/2" tubes on 9/16" centers. Available in 3 or 4 rows. Dimensions MSRPed are for radiator core only. Made in USA.

Note: Shipped overseas.



- Original Appearance
- Original Style Stamped Tanks
- Direct Replacement
- Brass/Copper Construction
- New Tank and Radiator Core
- No Exchange or Core Charge



### 1962-65 Four Cylinder 153

CRD1123A	1962-65	AT	3 row	15" x 18-1/2" x 2"
CRD1123S	1962-65	MT	3 row	15" x 18-1/2" x 2"

### 1962-65 16 194/230

CRD1133A	1962-65	AT	3 row	14-1/8" x 18-1/2" x 2"
CRD1133S	1962-65	MT	3 row	14-1/8" x 18-1/2" x 2"
CRD1143A	1963-65	AT	3 row	15-5/8" x 23" x 2"
CRD1143S	1963-65	MT	3 row	15-5/8" x 23" x 2"

### 1963-65 Eight Cylinder - Passenger Side Inlet

CRD1153A	1963-65	AT	3 row	15-1/2" x 23-1/2" x 2"
CRD1153S	1963-65	MT	3 row	15-1/2" x 23-1/2" x 2"
CRD1154A	1963-65	AT	4 row	15-1/2" x 23-1/2" x 2-5/8"
CRD1154S	1963-65	MT	4 row	15-1/2" x 23-1/2" x 2-5/8"
CRD1163A	1963-65	AT	3 row	15-1/2" x 25-1/2" x 2"
CRD1163S	1963-65	MT	3 row	15-1/2" x 25-1/2" x 2"
CRD1164A	1963-65	AT	4 row	15-1/2" x 25-1/2" x 2-5/8"
CRD1164S	1963-65	MT	4 row	15-1/2" x 25-1/2" x 2-5/8"

### 1963-65 Eight Cylinder - Driver Side Inlet

CRD1313A	1963-65	AT	3 row	15-1/2" x 23-1/2" x 2"
CRD1313S	1963-65	MT	3 row	15-1/2" x 23-1/2" x 2"
CRD1314A	1963-65	AT	4 row	15-1/2" x 23-1/2" x 2-5/8"
CRD1314S	1963-65	MT	4 row	15-1/2" x 23-1/2" x 2-5/8"
CRD1323A	1963-65	AT	3 row	15-1/2" x 23-1/2" x 2"
CRD1323S	1963-65	MT	3 row	15-1/2" x 23-1/2" x 2"
CRD1324A	1963-65	AT	4 row	15-1/2" x 23-1/2" x 2-5/8"
CRD1324S	1963-65	MT	4 row	15-1/2" x 23-1/2" x 2-5/8"
CRD1334A	1963-65	AT	4 row	15-1/2" x 25-3/8" x 2-5/8"
CRD1334S	1963-65	MT	4 row	15-1/2" x 25-3/8" x 2-5/8"

### 1966-67 Four Cylinder 153

CRD1123A	1966-67	AT	3 row	15" x 18-1/2" x 2"
CRD1123S	1966-67	MT	3 row	15" x 18-1/2" x 2"

### 1966-67 Six Cylinder 194/230

CRD1343A	1966-67	AT	3 row	15-5/8" x 23" x 2"
CRD1343S	1966-67	MT	3 row	15-5/8" x 23" x 2"

### 1966-67 Eight Cylinder - Inlet Driver Side

CRD1313A	1966-67	AT	3 row	15-1/2" x 23-1/2" x 2"
CRD1313S	1966-67	MT	3 row	15-1/2" x 23-1/2" x 2"
CRD1314A	1966-67	AT	4 row	15-1/2" x 23-1/2" x 2-5/8"
CRD1314S	1966-67	MT	4 row	15-1/2" x 23-1/2" x 2-5/8"
CRD1323A	1966-67	AT	3 row	15-1/2" x 23-1/2" x 2"
CRD1323S	1966-67	MT	3 row	15-1/2" x 23-1/2" x 2" 250hp
CRD1324A	1966-67	AT	4 row	15-1/2" x 23-1/2" x 2-5/8"

CRD1324S	1966-67	MT	4 row	15-1/2" x 23-1/2" x 2-5/8"
CRD1334A	1966-67	AT	4 row	15-1/2" x 25-3/8" x 2-5/8"
CRD1334S	1966-67	MT	4 row	15-1/2" x 25-3/8" x 2-5/8"

### 1968-70 Four Cylinder 153

CRD1123A	1968-70	AT	3 row	15" x 18-1/2" x 2"
CRD1123S	1968-70	MT	3 row	15" x 18-1/2" x 2"

### 1968-71 Small Block

CRD3313A	1968-71	AT	3 row	17" x 20-3/4" x 2"
CRD3313S	1968-71	MT	3 row	17" x 20-3/4" x 2"
CRD3314A	1968-71	AT	4 row	17" x 20-3/4" x 2-5/8"
CRD3314S	1968-71	MT	4 row	17" x 20-3/4" x 2-5/8"

### 1968-71 Big Block

CRD1423A	1968-71	AT	3 row	17" x 23" x 2" w/brkts
CRD1423S	1968-71	MT	3 row	17" x 23" x 2" w/brkts
CRD16764A	1968-71	AT	4 row	17" x 23" x 2-5/8" w/brkts
CRD16764S	1968-71	MT	4 row	17" x 23" x 2-5/8" w/brkts
CRD1444A	1968-71	AT	4 row	17" x 23" x 2-5/8" w/o brkts
CRD1444S	1968-71	MT	4 row	17" x 23" x 2-5/8" w/o brkts

### 1972-79 Six Cylinder

CRD3593A	1972-79	AT	3 row	17" x 20-3/4" x 2"
CRD3593S	1972-79	MT	3 row	17" x 20-3/4" x 2"
CRD3594A	1972-79	AT	4 row	17" x 20-3/4" x 2-5/8"
CRD3594S	1972-79	MT	4 row	17" x 20-3/4" x 2-5/8"
CRD4153A	1972-79	AT	3 row	17" x 26-1/4" x 2"
CRD4153S	1972-79	MT	3 row	17" x 26-1/4" x 2"
CRD4154A	1972-79	AT	4 row	17" x 26-1/4" x 2-5/8"
CRD4154S	1972-79	MT	4 row	17" x 26-1/4" x 2-5/8"

### 1972-79 Small Block

CRD1013A	1972-74	AT	3 row	17" x 23" x 2"
CRD1013S	1972-74	MT	3 row	17" x 23" x 2"
CRD1014A	1972-74	AT	4 row	17" x 23" x 2-5/8"
CRD1014S	1972-74	MT	4 row	17" x 23" x 2-5/8"
CRD3593A	1972-79	AT	3 row	17" x 20-3/4" x 2"
CRD3593S	1972-79	MT	3 row	17" x 20-3/4" x 2"
CRD3594A	1972-79	AT	4 row	17" x 20-3/4" x 2-5/8"
CRD3594S	1972-79	MT	4 row	17" x 20-3/4" x 2-5/8"
CRD4153A	1972-79	AT	3 row	17" x 26-1/4" x 2"
CRD4153S	1972-79	MT	3 row	17" x 26-1/4" x 2"
CRD4154A	1972-79	AT	4 row	17" x 26-1/4" x 2-5/8"
CRD4154S	1972-79	MT	4 row	17" x 26-1/4" x 2-5/8"

# Camaro/Firebird Radiators

## 1967-92 Camaro **OER** AUTHORIZED

Direct replacement radiators for 1967-92 Camaro models. These radiators are manufactured from durable copper and brass materials and are designed to meet or exceed original cooling specifications. Features original style stamped tanks with 1/2" tube on 9/16" centers. Dimensions MSR/Ed are for radiator core only. Made in USA. **Note:** Shipped oversize.



CRD3374S

### 1967-69 - Small Block

CRD3373A	1967-69	AT	3 row	17" x 20-3/4" x 2"
CRD3373S	1967-69	MT	3 row	17" x 20-3/4" x 2"
CRD3703A	1967-69	AT	3 row	17" x 23" x 2"
CRD3703S	1967-69	MT	3 row	17" x 23" x 2"
CRD3374A	1967-69	AT	4 row	17" x 20-3/4" x 2.5/8"
CRD3374S	1967-69	MT	4 row	17" x 20-3/4" x 2.5/8"
CRD3704A	1967-69	AT	4 row	17" x 23" x 2.5/8"
CRD3704S	1967-69	MT	4 row	17" x 23" x 2.5/8"

### 1967-69 - Big Block

CRD16764A	1967-69	AT	4 row	17" x 23" x 2.5/8"
CRD16764A	1967-69	MT	4 row	17" x 23" x 2.5/8"
CRD99074A	1969	AT	4 row	COPO w/curved inlet
CRD99074S	1969	MT	4 row	COPO w/curved inlet

### 1970-81 - Small Block

CRD3313A	1970-71	AT	3 row	17" x 20-3/4" x 2"
CRD3313S	1970-71	MT	3 row	17" x 20-3/4" x 2"
CRD94153A	1970-71	AT	3 row	17" x 26-1/4" x 2"
CRD94153S	1970-71	MT	3 row	17" x 26-1/4" x 2"
CRD94154A	1970-71	AT	4 row	17" x 26-1/4" x 2.5/8"
CRD94154S	1970-71	MT	4 row	17" x 26-1/4" x 2.5/8"
CRD3593A	1972-79	AT	3 row	17" x 20-3/4" x 2"
CRD3593S	1972-79	MT	3 row	17" x 20-3/4" x 2"
CRD4153A	1972-79	AT	3 row	17" x 26-1/4" x 2"
CRD4153S	1972-79	MT	3 row	17" x 26-1/4" x 2"
CRD4154A	1972-79	AT	4 row	17" x 26-1/4" x 2.5/8"
CRD4154S	1972-79	MT	4 row	17" x 26-1/4" x 2.5/8"
CRD1483A	1980-81	AT	3 row	17" x 20-3/4" x 2"
CRD1483S	1980-81	MT	3 row	17" x 20-3/4" x 2"
CRD1023A	1980-81	AT	3 row	17" x 26-1/4" x 2"
CRD1023S	1980-81	MT	3 row	17" x 26-1/4" x 2"
CRD1484A	1980-81	AT	4 row	17" x 20-3/4" x 2.5/8"
CRD1484S	1980-81	MT	4 row	17" x 20-3/4" x 2.5/8"
CRD1024A	1980-81	AT	4 row	17" x 26-1/4" x 2.5/8"
CRD1024S	1980-81	MT	4 row	17" x 26-1/4" x 2.5/8"

### 1970-81 - Big Block

CRD93044A	1970-71	AT	4 row	17" x 26-1/4" x 2.5/8"
CRD93044S	1970-71	MT	4 row	17" x 26-1/4" x 2.5/8"

### 1982-92 - 6 Cylinder

**Note:** These are all metal replacements for original plastic-tank composite GM radiators.


CRD17603A	1982-92	AT	3 row	16-1/8" x 23.5/8" x 2"
CRD17603S	1982-92	MT	3 row	16-1/8" x 23.5/8" x 2"

### 1982-92 - Small Block

CRD16003A	1982-92	AT	3 row	17" x 20-3/4" x 2"
CRD16003S	1982-92	MT	3 row	17" x 20-3/4" x 2"
CRD18613A	1982-92	AT	3 row	17" x 26-1/4" x 2"
CRD18613S	1982-92	MT	3 row	17" x 26-1/4" x 2"

## 1967-92 Firebird **OER** AUTHORIZED

Direct replacement radiators for 1967-92 Firebird models. These radiators are manufactured from durable copper and brass materials and are designed to meet or exceed original cooling specifications. Features original style stamped tanks with 1/2" tube on 9/16" centers. Dimensions MSR/Ed are for radiator core only. Made in USA. **Note:** Shipped oversize.



CRD2825A

### 1967-69 - All V8

\*Radiator has 2-3/4" wide side mounts.

\*\*Radiator has 3-1/2" wide side mounts.

CRD3373A	1967-69	AT	3 row	17" x 20-3/4" x 2"
CRD3373S	1967-69	MT	3 row	17" x 20-3/4" x 2"
CRD3703A	1967-69	AT	3 row	17" x 23" x 2"
CRD3703S	1967-69	MT	3 row	17" x 23" x 2"
CRD3703S	1967-69	MT	3 row	17" x 23" x 2"
CRD3704A*	1967-69	AT	4 row	17" x 23" x 2.5/8"
CRD3704S*	1967-69	MT	4 row	17" x 23" x 2.5/8"
CRD16764A**	1967-69	AT	4 row	17" x 23" x 2.5/8"
CRD16764S**	1967-69	MT	4 row	17" x 23" x 2.5/8"

### 1970-71 - All V8

\*Radiator has 2-3/4" wide LH side mount and 3-1/2" wide RH side mount.

\*\*Radiator has 3-1/2" wide side mounts.

CRD1503A	1970-71	AT	3 row	17" x 27-1/2" x 2"
CRD1503S	1970-71	MT	3 row	17" x 27-1/2" x 2"
CRD1504A*	1970-71	AT	4 row	17" x 27-1/2" x 2.5/8"
CRD1504S*	1970-71	MT	4 row	17" x 27-1/2" x 2.5/8"
CRD1494A**	1970-71	AT	4 row	17" x 27-1/2" x 2.5/8"
CRD1494S**	1970-71	MT	4 row	17" x 27-1/2" x 2.5/8"

### 1972-78 - All V8

\*Radiator has 2-3/4" wide LH side mount and 3-1/2" wide RH side mount.

\*\*Radiator has 2-3/4" wide side mounts.

\*\*Radiator has 3-1/2" wide side mounts.

CRD1513A	1972-73	AT	3 row	17" x 27-1/2" x 2"
CRD1513S	1972-73	MT	3 row	17" x 27-1/2" x 2"
CRD1514A*	1972-73	AT	4 row	17" x 27-1/2" x 2.5/8"
CRD1514S*	1972-73	MT	4 row	17" x 27-1/2" x 2.5/8"
CRD1533A	1974-78	AT	3 row	17" x 27-1/2" x 2"
CRD1533S	1974-78	MT	3 row	17" x 27-1/2" x 2"
CRD1544A**	1974-78	AT	4 row	17" x 27-1/2" x 2.5/8"
CRD1544S**	1974-78	MT	4 row	17" x 27-1/2" x 2.5/8"
CRD1534A*	1974-78	AT	4 row	17" x 27-1/2" x 2.5/8"
CRD1534S*	1974-78	MT	4 row	17" x 27-1/2" x 2.5/8"

### 1979-81 All V8 Exc 400/403

CRD2825A	1979-81	AT	3 row	17" x 27-1/2" x 2"
CRD2825S	1979-81	MT	3 row	17" x 27-1/2" x 2"

### 1979-81 with 400/403

CRD4155A	1979-81	AT	4 row	17" x 27-1/2" x 2.5/8"
CRD4155S	1979-81	MT	4 row	17" x 27-1/2" x 2.5/8"

### 1982-92 - 6 Cylinder

**Note:** These are all metal replacements for original plastic-tank composite GM radiators.

CRD17603A	1982-92	AT	3 row	16-1/8" x 23.5/8" x 2"
CRD17603S	1982-92	MT	3 row	16-1/8" x 23.5/8" x 2"

### 1982-92 - Small Block

CRD16003A	1982-92	AT	3 row	17" x 20-3/4" x 2"
CRD16003S	1982-92	MT	3 row	17" x 20-3/4" x 2"
CRD18613A	1982-92	AT	3 row	17" x 26-1/4" x 2"
CRD18613S	1982-92	MT	3 row	17" x 26-1/4" x 2"

# Chevrolet Full Size Radiators

## 1955-57 Bel Air & Full Size Passenger Cars **QER** AUTHORIZED

Direct replacement radiators for 1955-57 Chevrolet full size passenger cars. These radiators are manufactured from durable copper and brass materials and are designed to meet or exceed original cooling specifications. Features original style stamped tanks with 1/2" tube on 9/16" centers. Dimensions MSRPed are for radiator core only. Made in USA. **Note:** Shipped overseas.

1955-57 Bel Air 1955-57 Nomad  
1955-57 One-Fifty 1955-57 Two-Ten



TF600114

### Engine Side Mounting

TF500218 1955-57 small block 4 AT/MT 16-5/8" x 21-3/8"

### Grill Side Mounting

TF500219 1955-56 L6 3 AT/MT 16-5/8" x 23"

TF600240 1957 L6 3 AT/MT 16-5/8" x 23"

TF600114 1955-56 small block 4 AT/MT 16-5/8" x 21-3/8"

TF500217 1957 small block 4 AT/MT 16-5/8" x 21-3/8"

TF600114 1955-56 big block 4 AT/MT 16-5/8" x 21-3/8"

TF500217 1957 big block 4 AT/MT 16-5/8" x 21-3/8"

## 1958-70 Full Size Passenger Cars **QER** AUTHORIZED

Direct replacement radiators for 1958-70 Chevrolet full size passenger cars. These radiators are manufactured from durable copper and brass materials and are designed to meet or exceed original cooling specifications. Features original style stamped tanks with 1/2" tube on 9/16" centers. Dimensions MSRPed are for radiator core only. Made in USA. **Important:** Radiators for 1965-70 automatic transmission models are available with 12-1/2" cooler line spacing only. **Note:** Shipped overseas.



CRD11934

### 1958-60

CRD1033A 1958-60 L6-235 AT 3 19-3/4"x19-1/4"

CRD1033S 1958 L6-235 MT 3 19-3/4"x19-1/4"

CRD1043A 1958 V8-283 AT 3 18" x 19-1/4"

CRD1043S 1958 V8-283 MT 3 18" x 19-1/4"

CRD1053A 1958 V8-348 AT 3 19-3/4" x 19-1/4"

CRD1053A 1958 V8-348 AT 3 19-3/4" x 19-1/4"

CRD1053S 1958 V8-348 MT 3 19-3/4" x 19-1/4"

CRD1053S 1958 V8-348 MT 3 19-3/4" x 19-1/4"

CRD1063A 1959-60 L6-235 AT 3 15-1/2"x25-1/2"

CRD1063S 1959-60 L6-235 MT 3 15-5/8"x25-1/2"

CRD1073A 1959-60 V8-283 AT 3 15-5/8" x 25-1/4" x 1-1/4"

CRD1073S 1959-60 V8-283 MT 3 17-1/2"x25-1/2"

CRD1083A 1959-60 V8-348 AT 3 17-1/2"x25-1/2"

CRD1083S 1959-60 V8-348 AT 3 17-1/2" x 25-1/2"

CRD1084A 1959-60 V8-348 AT 4 17-1/2" x 25-1/2"

CRD1084S 1959-60 V8-348 MT 4 17-1/2" x 25-1/2"

### 1961-63

CRD1093A 1961-63 235, 283 AT 3 15-1/2" x 23-1/2"

CRD1093S 1961-63 235, 283 MT 3 15-1/2" x 23-1/2"

CRD1093A 1961-63 V8-283 AT 3 15-1/2" x 23-1/2"

CRD1093S 1961-63 V8-283 MT 3 15-1/2" x 23-1/2"

CRD1113A 1961-63 V8-409 AT 3 17-1/2"x23-1/2"

CRD1113S 1961-63 V8-409 MT 3 17-1/2"x23-1/2"

CRD1114A 1961-63 V8-409 AT 4 17-1/2"x23-1/2"

CRD1114S 1961-63 V8-409 MT 4 17-1/2"x23-1/2"

### 1964-65

CRD1173A\* 1964-65 L6 230 AT 3 15-1/2" x 23-1/2"

CRD1173S 1964-65 L6 230 MT 3 15-1/2" x 23-1/2"

CRD1183A 1964 283, 327 AT 3 15-1/2" x 23-1/2"

CRD1183S 1964 283, 327 MT 3 15-1/2" x 23-1/2"

CRD1193A 1964 283, 327 AT 3 17-1/2" x 25-1/2"

CRD1193S 1964 283, 327 MT 3 17-1/2" x 25-1/2"

CRD1203A 1964 V8-409 AT 3 17-1/2" x 25-1/2"

CRD1203S 1964 V8-409 MT 3 17-1/2" x 25-1/2"

CRD1204A 1964 V8-409 AT 4 17-1/2" x 25-1/2"

CRD1204S 1964 V8-409 MT 4 17-1/2" x 25-1/2"

CRD1223A\* 1965 283, 327 AT 3 15-1/2" x 23-1/2"

CRD1223S 1965 283, 327 MT 3 15-1/2" x 23-1/2"

CRD1233A\* 1965 283, 327 AT 3 17-1/2" x 25-1/2"

CRD1233S 1965 283, 327 MT 3 17-1/2" x 25-1/2"

CRD1243A\* 1965 V8-409 AT 3 17-1/2" x 25-1/2"

CRD1243S 1965 396, 409 MT 3 17-1/2" x 25-1/2"

CRD1244A\* 1965 V8-409 AT 4 17-1/2" x 25-1/2"

CRD1244S 1965 396, 409 MT 4 17-1/2" x 25-1/2"

CRD1245S 1965 396, 409 MT 4 17-1/2" x 25-1/2"

CRD1243A\* 1965 396, 409 AT 3 17-1/2" x 25-1/2"

CRD1243S 1965 396, 409 MT 3 17-1/2" x 25-1/2"

CRD1244A\* 1965 396, 409 AT 4 17-1/2" x 25-1/2"

CRD1244S 1965 396, 409 MT 4 17-1/2" x 25-1/2"

### 1966-67

CRD1273A\* 1966-67 L6 AT 3 15-1/2" x 23-1/2"

CRD1273S 1966-67 L6 MT 3 15-1/2" x 23-1/2"

CRD1283A\* 1966 283, 327 AT 3 15-1/2" x 23-1/2"

CRD1283S 1966 283, 327 MT 3 15-1/2" x 23-1/2"

CRD1303A\* 1966 283, 327 AT 3 17-1/2" x 25-1/2"

CRD1303S 1966 283, 327 MT 3 17-1/2" x 25-1/2"

CRD1303A\* 1966 396 AT 3 17-1/2" x 25-1/2"

CRD1303S 1966 396 MT 3 17-1/2" x 25-1/2"

CRD1304A\* 1966 396 AT 4 17-1/2" x 25-1/2"

CRD1304S 1966 396 MT 4 17-1/2" x 25-1/2"

CRD1363A\* 1967 283, 327 AT 3 15-1/2" x 23-1/2"

CRD1363S 1967 283, 327 MT 3 15-1/2" x 23-1/2"

CRD1373A\* 1967 283, 327 AT 3 17-1/2" x 25-1/2"

CRD1373S 1967 283, 327 MT 3 17-1/2" x 25-1/2"

CRD1383A\* 1967 396 AT 3 17-1/2" x 25-1/2"

CRD1383S 1967 396 MT 3 17-1/2" x 25-1/2"

CRD1384A\* 1967 396 AT 4 17-1/2" x 25-1/2"

CRD1384S 1967 396 MT 4 17-1/2" x 25-1/2"

### 1968-70

CRD1353A\* 1968 L6 AT 3 15-1/2" x 23-1/2"

CRD1353S 1968 L6 MT 3 15-1/2" x 23-1/2"

CRD1393A\* 1968 V8 SB AT 3 17-1/2" x 23-1/2"

CRD1393S 1968 V8 SB MT 3 17-1/2" x 23-1/2"

CRD1404A\* 1968 V8 SB AT 4 17-1/2" x 23-1/2"

CRD1404S 1968 V8 SB MT 4 17-1/2" x 23-1/2"

CRD1393A\* 1968 V8 SB AT 3 17-1/2" x 25-1/2"

CRD1393S 1968 V8 SB MT 3 17-1/2" x 25-1/2"

CRD1404A\* 1968 V8 SB AT 4 17-1/2" x 25-1/2"

CRD1404S 1968 V8 SB MT 4 17-1/2" x 25-1/2"

CRD1414A\* 1968 396, 427 AT 4 17-1/2" x 25-1/2"

CRD1414S 1968 396, 427 MT 4 17-1/2" x 25-1/2"

CRD1453A\* 1969-70 V8 SB AT 3 15" x 23-1/2"

CRD1453S 1969-70 V8 SB MT 3 15" x 23-1/2"

CRD1454A\* 1969-70 V8 SB AT 4 15" x 23-1/2"

CRD1454S 1969-70 V8 SB MT 4 15" x 23-1/2"

CRD1463A\* 1969-70 V8 SB AT 3 17-1/2" x 25-1/2"

CRD1463S 1969-70 V8 SB MT 3 17-1/2" x 25-1/2"

CRD1464A\* 1969-70 V8 SB AT 4 17-1/2" x 25-1/2"

CRD1464S 1969-70 V8 SB MT 4 17-1/2" x 25-1/2"

CRD1474A\* 1969-70 V8 BB AT 4 17-1/2" x 25-1/2"

CRD1474S 1969-70 V8 BB MT 4 17-1/2" x 25-1/2"

# Chevrolet/GMC Truck Radiators



CRD1654A

## 1948-87 Chevrolet & GMC Truck Radiators AUTHORIZED

Direct replacement radiators for 1948-87 Chevrolet and GMC truck models. These radiators are manufactured from durable copper and brass materials and are designed to meet or exceed original cooling specifications. Features original style stamped tanks with 1/2" tube on 9/16" centers. Dimensions MSRPed are for radiator core only. Made in USA.

*Note:* \*With heater hose connection. Shipped oversize.



### Chevrolet Truck - 3 Row 2" Core

CRD1553A	1948-55	L6	AT	22-1/2" x 20-1/2"
CRD1553S	1948-55	L6	MT	22-1/2" x 20-1/2"
CRD1552A	1948-55	V8	AT	22-1/2" x 20-1/2"
CRD1552S	1948-55	V8	MT	22-1/2" x 20-1/2"
CRD1483A	1955-59	L6/V8	AT	19-1/4" x 23-1/2"
CRD1493S	1955-59	V8	MT	19-7/8" x 21-3/8"
CRD1703A	1960-62	L6/V8	AT	19-1/4" x 23-1/2"
CRD1713S	1960-62	L6/V8	MT	19-7/8" x 21-3/8"
CRD1713A	1960-62	L6/V8	AT	19-7/8" x 21-3/8"
CRD1733A	1963-66	L6	AT	17-3/8" x 18-1/2"
CRD1733S	1963-66	L6	MT	17-3/8" x 18-1/2"
CRD1723A	1963-66	L6/V8	AT	17-3/8" x 24-3/4"
CRD1723S	1963-66	L6/V8	MT	17-3/8" x 24-3/4"
CRD1753A	1967-72	L6/V8	AT	17" x 28-3/8"
CRD1753S	1967-72	L6/V8	MT	17" x 28-3/8"
CRD1763S	1967-72	L6	MT	17" x 26-1/4"
CRD1770A	1973-77	L6	AT	17" x 26-1/4"
CRD1770S	1973-77	L6	MT	17" x 26-1/4"
CRD1772S	1973-77	L6	MT	17" x 28-3/8"
CRD1772A	1973-77	L6	AT	17" x 28-3/8"
CRD1774S	1973-77	V8	MT	17" x 28-3/8"
CRD1774A	1973-77	V8	AT	17" x 28-3/8"
CRD1780A	1978-80	L6	AT	17" x 26-1/4"
CRD1780S	1978-80	L6	MT	17" x 26-1/4"
CRD1782A	1978-80	L6	AT	17" x 28-3/8"
CRD1782S	1978-80	L6	MT	17" x 28-3/8"
CRD1784A	1978-80	V8	AT	17" x 28-3/8"
CRD1784S	1978-80	V8	MT	17" x 28-3/8"
CRD1786A	1978-80	V8	AT	19-1/2" x 28-3/8"
CRD1786S	1978-80	V8	MT	19-1/2" x 28-3/8"

### GMC Truck - 3 Row 2" Core

CRD1940A	1948-54	L6/V8	AT	20-3/4" x 19-3/4"
CRD1940S	1948-54	L6/V8	MT	20-3/4" x 19-3/4"
CRD1683A	1955-59	L6/V8	AT	19-1/4" x 23-1/2"
CRD1693S	1955-59	L6/V8	MT	19-7/8" x 21-3/8"
CRD9812A	1955-59	1/2 ton	AT	19-7/8" x 21-3/8"
CRD9812S	1955-59	1/2 ton	MT	19-7/8" x 21-3/8"
CRD9813A	1955-59	3/4 ton	AT	19-7/8" x 23-1/2"
CRD9813S	1955-59	3/4 ton	MT	19-7/8" x 23-1/2"
CRD1954A	1955-59	Pontiac V8	AT	22-3/8" x 23-1/2"
CRD1954S	1955-59	Pontiac V8	MT	22-3/8" x 23-1/2"
CRD1960A	1960-62	L6/V8	AT	19-7/8" x 21-3/8"

CRD1960S	1960-62	L6/V8	MT	19-7/8" x 21-3/8"
CRD1962A	1960-62	L6/V8	AT	22-3/8" x 23-1/2"
CRD1962S	1960-62	L6/V8	MT	22-3/8" x 23-1/2"
CRD1733A	1963-66	L6	AT	17-3/8" x 18-1/2"
CRD1733S	1963-66	L6	MT	17-3/8" x 18-1/2"
CRD1723A	1963-66	L6/V8	AT	17-3/8" x 24-3/4"
CRD1723S	1963-66	L6/V8	MT	17-3/8" x 24-3/4"

### Chevrolet Truck - 4 Row 2-5/8" Core

CRD1554A	1948-55	V8	AT	22-1/2" x 20-1/2"
CRD1554S	1948-55	L6	MT	22-1/2" x 20-1/2"
CRD1564A	1948-54	V8	AT	22-1/2" x 20-1/2" 1 ton
CRD1564S	1948-54	L6	MT	22-1/2" x 20-1/2" 1 ton
CRD1574A	1955-59	L6/V8	AT	19-1/4" x 23-1/2"
CRD1584S	1955-59	L6	MT	19-7/8" x 21-3/8"
CRD1594A	1960-62	L6/V8	AT	19-1/4" x 23-1/2"
CRD1604A	1960-62	L6/V8	MT	19-7/8" x 21-3/8"
CRD1604S	1960-62	L6/V8	MT	19-7/8" x 21-3/8"
CRD1614A	1963-66	L6/V8	AT	17-3/8" x 24-3/4"
CRD1614S	1963-66	L6/V8	MT	17-3/8" x 24-3/4"
CRD1624A	1966	L6/V8	AT	17-3/8" x 25-1/4"
CRD1624S	1966	L6/V8	MT	17-3/8" x 25-1/4"
CRD1644A	1967-70	L6/V8	AT	17" x 28-3/8"
CRD1644S	1967-70	L6/V8	MT	17" x 28-3/8"
CRD1634A	1967-72	L6/V8	AT	17" x 28-3/8"
CRD1634S	1967-72	L6/V8	MT	17" x 28-3/8"
CRD1654S	1967-72	L6	MT	17" x 26-1/4"
CRD1664A	1971-72	L6	AT	17" x 28-3/8"
CRD1664S	1971-72	L6	MT	17" x 28-3/8"
CRD1771A	1973-77	L6	AT	17" x 26-1/4"
CRD1771S	1973-77	L6	MT	17" x 26-1/4"
CRD1773A	1973-77	L6	AT	17" x 28-3/8"
CRD1773S	1973-77	L6	MT	17" x 28-3/8"
CRD1775A	1973-77	V8	AT	17" x 28-3/8"
CRD1775S	1973-77	V8	MT	17" x 28-3/8"
CRD1776A	1973-77	V8	AT	17" x 28-3/8"
CRD1776S	1973-77	V8	MT	17" x 28-3/8"
CRD1777A	1973-77	V8	AT	19-1/2" x 28-3/8"
CRD1777S	1973-77	V8	MT	19-1/2" x 28-3/8"
CRD1781A	1978-80	L6	AT	17" x 26-1/4"
CRD1781S	1978-80	L6	MT	17" x 26-1/4"
CRD1783A	1978-80	L6	AT	17" x 28-3/8"
CRD1783S	1978-80	L6	MT	17" x 28-3/8"
CRD1785A	1978-80	V8	AT	17" x 28-3/8"
CRD1785S	1978-80	V8	MT	17" x 28-3/8"
CRD1787A	1978-80	V8	AT	19-1/2" x 28-3/8"
CRD1787S	1978-80	V8	MT	19-1/2" x 28-3/8"
CRD1788A	1978-87	V8	AT	19-1/2" x 28-3/8"
CRD1788S	1978-87	V8	MT	19-1/2" x 28-3/8"

### GMC Truck - 4 Row 2-5/8" Core

CRD1941A	1948-54	L6/V8	AT	20-3/4" x 19-3/4"
CRD1941S	1948-54	L6/V8	MT	20-3/4" x 19-3/4"
CRD9801A	1948-54	1 ton	AT	20-3/4" x 19-3/4"
CRD9801S	1955-59	1 ton	MT	19-7/8" x 21-3/8"
CRD9802A	1955-59	1/2 ton	AT	19-7/8" x 21-3/8"
CRD9802S	1955-59	1/2 ton	MT	19-7/8" x 21-3/8"
CRD9803A	1955-59	3/4 ton	AT	19-7/8" x 23-1/2"
CRD9803S	1955-59	3/4 ton	MT	19-7/8" x 23-1/2"
CRD1955A	1955-59	Pontiac V8	AT	22-3/8" x 23-1/2"
CRD1955S	1955-59	Pontiac V8	MT	22-3/8" x 23-1/2"
CRD1961A	1960-62	L6/V8	AT	19-7/8" x 21-3/8"
CRD1961S	1960-62	L6/V8	MT	19-7/8" x 21-3/8"
CRD1963A	1960-62	L6/V8	AT	22-3/8" x 23-1/2"
CRD1963S	1960-62	L6/V8	MT	22-3/8" x 23-1/2"
CRD1614A	1963-66	L6/V8	AT	17-3/8" x 24-3/4"
CRD1614S	1963-66	L6/V8	MT	17-3/8" x 24-3/4"

# Die-Cast Air Cleaner Emblems

Die-cast air cleaner emblems, featuring correctly painted crossed flags and a superb chrome-plated finish. These unique custom emblems are designed with modern adhesive backing for simple application, offering an elegant custom touch to any engine bay containing a Chevrolet big block engine. Designed for use with OER® open element air cleaners only. May not fit other lids where curvatures are different.

**Note:** This emblem is not for use with 1965 Chevrolet models with the Z16 option.



## Die-Cast Crossed Flags Air Cleaner Emblems

GM Restoration Parts

These quality die-cast air cleaner emblems are similar in shape and size to the crossed flag decals used on the air cleaners of various big block equipped vehicles of the era. Designed with modern adhesive backing for simple, secure application to our OER® 14" diameter open element air cleaner lid, part #6421832 or 6421833.

**Note:** This emblem is designed to fit OER® reproduction 1966-73 open element air cleaner for big block engines.

3874908	396
3874909	427
3874910	454
3874911	502

## Die-Cast Turbo-Jet Horsepower Emblems

GM Restoration Parts

These quality die cast air cleaner emblems are similar in shape and size to the turbo-jet decals used on various big block equipped vehicles of the era. Designed with modern adhesive backing for simple, secure application to our OER® 14" diameter open element air cleaner lid, part #6421832 or 6421833.

**Note:** This emblem is designed to fit OER® reproduction 1966-73 open element air cleaner for big block engines.

3874912	375 HP
3874913	400 HP
3874914	425 HP
3874915	450 HP

# Emblem Nuts



## GM Emblem Speed Nut Set

Speed nuts for various GM and reproduction emblems that feature 5/16" mounting studs. Speed nuts can be utilized for many of the emblems that don't include attaching nuts. Prepackaged in OER® bag with header card.

K423	4 piece
K424	8 piece



## 1967-69 Camaro Emblem Barrel Nut Kit

Barrel nut kit allows quick and easy installation for fender, header panel, and trunk lid emblems. These barrel nuts are push-on style versus the original twist-on style, which eliminates the need to remove body panels for emblem installation. Prepackaged with OER® header card.

R801	67	standard
R802	67	RS or SS
R803	68	standard
R804	68	RS or SS
R805	69	standard
R806	69	RS or SS



## GM Emblem Speed Nuts

Speed nuts for various GM and reproduction emblem mounting studs. Features pliable sealant type gasket attached to nut. Speed nuts can be utilized for many of the emblems that do not include attaching nuts. Prepackaged in OER® poly tube with header card.

11502547	1/8"	each
11501047	3/16"	each
R402	1/8"	4 piece kit
R401	1/8"	8 piece kit
R403	3/16"	4 piece kit
R404	3/16"	8 piece kit

# Camaro Grill Emblems

## 1967 Bow Tie

### Grill Emblem



This emblem is a reproduction of the satin brushed chrome finished piece which features the center Bow Tie. For all standard Camaro models without the Z28, Rally Sport or Super Sport options. Manufactured from original GM tooling!



3902894 67 Camaro

## 1967-68 RS

### Grill Emblem



This grill emblem was originally installed on all 1967-68 Rally Sport Camaro models, and fits Rally Sport grills only. Prepackaged in OER® chipboard box. Finest quality reproduction on the market!



3907915 67-68 Camaro



## 1967-68 RS/SS Camaro

### Grill Emblem



OER® SS emblem is a superb reproduction of the original! These emblems were originally installed on all 1967 Super Sport Camaro models and 1968 SS Camaro models with the RS option package

*Note: Backing plate included.*

3918871 67-69 Camaro



## 1967 Camaro

### SS-350 Grill Emblem



Reproduction of the SS-350 grill emblem as originally installed on 1967 Camaro Super Sport models with 350 engine. This piece will fit standard or Rally Sport Camaro models.

3916610 67 Camaro



## 1967-68 Camaro SS 396

### Grill Emblem



Reproduction SS 396 grill emblem. Installed on 1967 Camaro models and 1968 Camaro models with the Rally Sport option.

3927599 67-68 Camaro



## 1968 Camaro SS Standard

### Grill Emblem



Reproduction Super Sport grill emblem installed on all 1968 Camaro models without the Rally Sport option. Includes retainer backing plate for easy mounting to grill.

3919194 68 Camaro

## 1968 Bow Tie Grill Emblem



This emblem is a reproduction of the original satin brushed chrome finished piece which features the correct red vertical trim line and black center Bow Tie. For all standard Camaro models without the Z28, Rally Sport or Super Sport options.

3927599 67-68 Camaro



## 1967-68 Camaro RS Grill Emblem Retainer with Rally Sport Grill

The OER® reproduction 1967-1968 retainer is used for RS grill emblems with Rally Sport grills. Attaches to the emblem posts behind the grill and holds the emblem in place. Not for use with Z28 grill emblems. Prepackaged in OER® poly tube.

K9695 67-68 Camaro

## 1969 Camaro Bow Tie Grill Emblem



Reproduction of the GM blue Bow Tie emblem includes backing plate and nuts for easy installation. This emblem was originally installed on all standard Camaro models. Not for use on RS or SS models.

3958639 69 Camaro



## 1969 Camaro Rally Sport

### Grill Emblem



Reproduction of the RS grill emblem used on all Camaro models with the Rally Sport option. Not for use on SS/RS or SS Camaro models with the standard grill. Includes backing plate and nuts.

3958641 69 Camaro



## 1969 Camaro Super Sport

### Grill Emblem



This OER® quality reproduction emblem is for 1969 Super Sport Camaro models. Fits all standard SS models. Officially Licensed by General Motors. Will not fit Rally Sport models. Includes backing plate.

3981921 69 Camaro



## 1969 Camaro SS/RS Grill Emblem



Correct replacement of the Super Sport grill emblem installed on all 1969 Super Sport Camaro models equipped with Rally Sport option.

*Note: Includes backing plate and nuts.*

3943229 69 Camaro



## 1969 Z/28 Grill Emblem



Superb reproduction of the Z/28 emblem installed on all 1969 Z/28 Camaro models.

Includes the backing plate for easy installation.

3949517 69 Camaro



# Camaro Grill/Header Panel Emblems



## 1970-73 Camaro Super Sport Grill Emblem

GM Restoration Parts

This OER® quality reproduction emblem is for 1970-73 Camaro Super Sport models without the Rally Sport option. Includes backing plate and nuts. Officially Licensed by General Motors.

6263015 70-73 SS without RS



GM Restoration Parts

## 1972-73 Z28 Grill Emblem

Reproduction of the Z28 grill emblem as originally installed on 1972-73 Z28 Camaro models. Officially Licensed by GM. Prepackaged in OER® chipboard box.

338239 72-73 Z28



GM Restoration Parts

## 1978 Type LT Grill Emblem

Reproduction "Type LT" grill emblem for 1978 Camaro models with Type LT option. Die cast emblem is manufactured and designed to fit exactly as original. Features correct color painted areas and font style. Includes mounting clips for installation.

468595 78 Camaro

## 1978 Camaro Standard Grill Emblem



OER® reproduction grill emblem designed for all 1978 standard Camaro models. This reproduction was installed on all 1978 Camaro models except Z28. Reproduction includes correct red/white/blue design with Chevrolet Bow Tie logo on bottom of emblem. Includes mounting bracket and hardware. Prepackaged in OER® chipboard box.

475527 78



GM Restoration Parts

## 1980-81 Standard Grill Emblem

A high quality reproduction of the standard grill emblem installed on 1980-81 Camaro models. Features the word Camaro along with the Chevrolet Bow Tie emblem on the top portion of the emblem.

14016384 80-81 Camaro



14024334



green silver charcoal gold red orange

GM Restoration Parts

## 1980-81 Z28 Grill Emblems

Reproduction grill emblem for all 1980-81 Camaro Z28 models. Features correct font, dimensions and tri-color fade from dark to light. Comes prepackaged in OER® poly tube with header card.

14024334	80	blue
14024335	80	green
14024332	80-81	silver
14024333	80-81	charcoal
14024336	80-81	gold
14024337	80-81	red
14024338	80-81	orange



3910000



3912192

## 1987 Camaro Header Panel Emblem

GM Restoration Parts

Header panel emblem found on all 1967 Camaro models can also be installed on the trunk lid without spoiler. Prepackaged in OER® chipboard box with GM Restoration Parts™ logo.

3910000 67 Chevrolet script  
3912192 67 Camaro emblem



## 1988-89 Camaro By Chevrolet Header Panel Emblem

GM Restoration Parts

OER® reproduction of the Camaro by Chevrolet header panel emblem. This emblem is die-cast and is Officially Licensed by General Motors! Prepackaged in OER® chipboard box.

3916654 68-69 Camaro



3982037



3996683

GM Restoration Parts

## 1970-73 Header Panel Emblem

Installs exactly as original! This reproduction emblem used exclusively on 1971-73 Camaro models, features the correct black outline around the lettering. Prepackaged in OER® chipboard box with GM restoration parts logo.

3982037 70 Camaro  
3996683 71-73 Camaro

## 1986-92 Header Panel Emblem

GM Restoration Parts

OER® reproduction of the header panel emblem that was originally installed on 1986-87 Camaro IROC, 1987 Camaro RS and 1988-92 standard Camaro models. Featuring red, white and blue stripes with black trim on the upper section of the emblem and a silver Chevy Bow Tie against a black background on the bottom.

14083968 86-92 Camaro



## 1993-02 Header Panel Emblem

GM Restoration Parts

Reproduction header panel emblem for 1993-02 Camaro models. Manufactured to original specifications. Located on the upper portion of the front bumper.

10193494 93-02 Camaro





# Chevrolet Hood/Fender Emblems

COWL  
INDUCTION

COWL  
INDUCTION

Restoration  
Parts

## 1967-69 Camaro/Chevelle Cowl Induction Hood Emblems

Reproduction Cowl Induction hood emblem for 1967-69 Camaro/Chevelle models with the cowl induction hood option. Officially Licensed by GM. Prepackaged in OER® chipboard box.

**Note:** Set includes 2 Cowl emblems and 2 Induction emblems.

K194 67-69 Camaro/Chevelle

302

## 1969 302 Camaro Hood Emblem

OER's "302" hood emblem is a superb reproduction of the original! These emblems were originally installed on 1969 Z28 Camaro models with the cowl induction hood package. Officially Licensed by GM. Prepackaged in OER® chipboard box.

3961496 69 Z28 with C.I. hood

427

K677

427

K678

**YENKO**  
LICENSED PRODUCT

## Yenko 427 Hood Panel Emblem

Reproduction Yenko "427" emblem for LH and RH fenders, as well as the hood, and rear panel. OER® offers this rare emblem for the chosen few, 3 required per vehicle. Sold individually.

K677 without bar (tape mounted)

K678 with bar (stud mounted)

### Set of 3 Emblems

K674 67-68 (tape mounted)

K675 69 (stud mounted)

camaro

Restoration  
Parts

## 1967 Camaro Fender Emblem

This is the correct emblem installed on all 1967 Camaro models regardless of engine size or options. This is a high-quality reproduction of the emblem excluding the flaws the original emblem contained. Prepackaged in OER® chipboard box with GM restoration parts logo.

3907901 67 Camaro

SS

## 1967 Camaro SS Front Fender Emblem

OER® reproduction of the original style SS emblems for 1967 SS-350 or SS-396 Camaro models. This emblem installs on the forward section of the fender, one pair required per side.

3917718 67 Camaro

RS

## 1967 Camaro RS Fender Emblem

Restoration  
Parts

OEM quality reproduction of the original style "RS" emblem for 1967 Rally Sport Camaro models without the Super Sport option, installs on the forward section of the fender. One pair required per side. Prepackaged in OER® chipboard box with GM Restoration Parts™ logo.

3904573 67 Camaro

## 1964-67 V-Flags Fender Emblem

Each emblem has the correct red, white and blue color bands in the center, the red background LH flag and the black and white checkered victory flag on the RH side. Prepackaged in OER® chipboard box with GM restoration parts logo.

1967 Camaro  
1965-67 Chevy II/Novo  
1964-67 full size Chevrolet

3840318 64-67 GM

## 1965-67 396 V-Flags Fender Emblem

Restoration  
Parts

Show quality recreation of the emblem found on all 1967 "SS 396" Camaro models as well as various other Chevrolet models.

1967 Camaro  
1965-67 full size Chevrolet

3867312 65-67 GM

## 1965-66 283 Front Fender Emblem

Reproduction of the correct 283 front fender emblem for 1965-66 models. Prepackaged in OER® chipboard box with GM Restoration Parts™ logo.

1965 Chevy II/Novo  
1965 Chevelle  
1965-66 full size Chevrolet

3865833 65-66 GM

## 1965-67 327 Front Fender Emblem

Reproduction of the correct 327 front fender emblem for 1965-67 models. Prepackaged in OER® chipboard box with GM Restoration Parts™ logo.

1967 Camaro  
1965-67 Chevy II/Novo  
1965-67 full size Chevrolet  
1965-67 Chevelle

3865834 65-67 GM

## 1965-67 350 Front Fender Emblem

Correct 350 front fender emblem for 1967 "350" Super Sport and SS/RS Camaro and other models. Prepackaged in OER® chipboard box with GM Restoration Parts™ logo.

1967 Camaro SS and SS/RS  
1966-67 Chevy II/Novo  
1965-67 full size Chevrolet

3905718 65-67 GM

# Camaro/Nova Fender Emblems



GM Restoration Parts

## 1969-72 Camaro SS Fender Emblem

Reproduction 2 piece "SS" emblem for all 1969-72 Camaro models equipped with 350 or 396 engines. Features the correct off-white color with a polished outer chrome border unlike the current GM service replacement emblems which feature black lettering.

3953634 69-72 2 required



GM Restoration Parts

## 1968-69 Camaro Fender Emblem

OER® Authorized die-cast reproduction of the Camaro fender emblem. Prepackaged in OER® chipboard box.

3916660 68-69 Camaro



## 1968 Z/28 Fender Emblem

High quality reproduction of the Z/28 front fender emblem for 1968 Camaro models. Features correct color red and white paint and locating studs for correct installation. Prepackaged in OER® chipboard box with GM restoration parts logo.

3947011 68 2 required



## 1969 Camaro Rally Sport Fender Emblem

GM Restoration Parts

Reproduction emblem for all 1969 Rally Sport Camaro front fenders. Die-cast reproduction is manufactured to exact factory specifications and features bright chrome-plating and correct brushed finish.

3953633 69 2 required



## 1968 SS Fender Emblem

Reproduction of the one piece 1968 Camaro "SS" front fender emblem. This emblem features the correct eggshell white paint with a black background, easy installation with correct locating studs on rear of emblem. Prepackaged in OER® chipboard box with GM restoration parts logo.

3919197 68 2 required



GM Restoration Parts

## 1968 Rally Sport Fender Emblem

This emblem is produced in polished chrome and features the mounting studs for correct installation. Prepackaged in OER® chipboard box with GM restoration parts logo.

3916692 68 2 required



GM Restoration Parts

## 1968 Camaro 327 Fender Emblem

Original 327 front fender emblems are impossible to find. Try this show quality reproduction, featuring correct locating studs for easy installation. Prepackaged in OER® chipboard box with GM restoration parts logo.

3927483 68 LH  
3927484 68 RH



GM Restoration Parts

## 1968 Camaro 350 Fender Emblem

Well crafted reproduction of the 350 front fender emblem featuring correct locating studs for easy installation. Prepackaged in OER® chipboard box with GM restoration parts logo.

3927485 68 Camaro LH  
3927486 68 Camaro RH



GM Restoration Parts

## 1968 Camaro 396 Fender Emblem

Correct emblem for all Camaro models with a 396 engine. Features the correct eggshell white lettering with polished chrome edges.

3927487 68 Camaro LH  
3927488 68 Camaro RH



GM Restoration Parts

## 1969 Z/28 Fender Emblem

High-quality reproduction Z/28 front fender emblem for 1969 Camaro models. Features correct color red and white paint and locating studs for correct installation. Prepackaged in OER® chipboard box with GM restoration parts logo.

3957935 69 2 required



GM Restoration Parts

## 1969-74 307 Fender Emblem

Original style reproduction 307 front fender emblem for 1969 Camaro and 1970-74 Nova models. Features locating studs for easy installation. Prepackaged in OER® chipboard box with GM restoration parts logo.

3957933 69 Camaro  
3957933 70-74 Nova



YENKO  
LICENSED PRODUCT

## 1967-69 Yenko Fender Emblem

OER® reproduction of the "Yenko" dealership fender/rear panel emblems. This emblem features the correct Yenko lettering against a red, white and blue shield.

880013 67-69

### Set of 3 Emblems

881250 67-70 Yenko

# Camaro/Nova Fender/Rocker Emblems



## 1969 327 Fender Emblem

This OER® reproduction of the 327 front fender emblem for 1969 Camaro and Nova models. Features the locating studs for correct installation. Prepackaged in OER® chipboard box with GM restoration parts logo.

3953625 69 2 required



## 1969 Camaro 350 Fender Emblem

Reproduction 350 front fender emblems. Features locating studs. Prepackaged in OER® chipboard box with GM Restoration Parts™ logo.

3953627 69 2 required



## 1969 Camaro 396 Fender Emblem

Reproduction LH or RH 396 front fender emblem. Correct locating studs featured for easy installation. Prepackaged in OER® chipboard box with GM Restoration Parts™ logo.

3953629 69 Camaro



## Yenko 427 Fender Emblem

Reproduction Yenko "427" emblem for LH and RH fenders, as well as the hood and rear panel. OER® offers this rare emblem for the chosen few. 3 required per vehicle. Sold individually.

K678 with bar (stud mounted)

### Set of 3 Emblems

K674 67-68 (tape mounted)

K675 69 (stud mounted)



## 1970-74 Camaro Fender Emblem

OER® die-cast reproduction of the Camaro fender emblem. This popular emblem can be purchased under the OER® brand name. Prepackaged in OER® chipboard box.

9632310 70-74 Camaro



## 1970-73 Rally Sport Fender Emblem

This OER® quality reproduction emblem is for all 1970-73 Rally Sport Camaro front fenders. This die cast reproduction is manufactured to exact factory specifications and features bright chrome plating and correct enamel finish. Officially Licensed by General Motors.

3981852 70-73 Rally Sport



## 1970-74 Camaro Z28 Fender Emblem

High quality reproduction GM fender emblem for 1970-74 Z28 Camaro models. Manufactured to original specifications and features correct red colored "Z" and silver "28" numbers. Includes the original self-cutting speed nuts for easy installation. Officially licensed GM Restoration product. Prepackaged in OER® box with GM logo.

K4755 70-74 Z28



## 1970-75 350 Fender Emblem

Superb reproduction "350" front fender emblem for 1970-75 standard Camaro models. Prepackaged in OER® chipboard box with GM Restoration Parts™ logo.

3984095 70-75



## 1975-77 Camaro Fender Emblem

Front fender emblem originally installed on 1975-77 standard Camaro models without Z28 or Rally Sport options.


358798 75-77 Camaro



## 1978-81 Camaro Fender Emblem

Reproduction fender emblem for 1978-81 Camaro models. Die-cast reproduction is manufactured to original factory specifications and features a satin chrome finish. Prepackaged in OER® chipboard box.

468580 78-81 Camaro



## 1982-87 Z28 Rocker Panel Emblem

Reproduction rocker panel emblems for 1982-87 Camaro Z28 models. Manufactured with the correct coloration and dimensions of the original. Prepackaged in OER® chipboard box.

20336591	82-84	red
20428336	83-84	charcoal
20544119	85	dk blue
20554150	85-86	red
20615650	86-87	dk blue met
20554148	85-87	silver
20544118	85-87	gray
20554149	85-87	dk gold
20544122	85-87	dk red



## 1991-92 Z28 Rocker Panel Emblems

Reproduction Camaro Z28 rocker panel emblem for 1991-92 models. Prepackaged in OER® box.

10179122 91-92 silver

10179123 91-92 red

# Camaro Trunk/Rear Emblems

*Chevrolet*

GM Restoration Parts

## 1967 Camaro Trunk Emblem

Correct trunk lid emblem found on all 1967 Camaro models without rear spoiler, can also be installed on the front header panel. Prepackaged in OER® chipboard box.

3910000 67 Camaro

**camaro**

GM Restoration Parts

## 1967 Camaro Trunk Emblem

Trunk lid emblem found on all 1967 Camaro models without rear spoiler, can also be installed on the front header panel. Prepackaged in OER® chipboard box with GM Restoration Parts™ logo.

3912192 67 Camaro

*Camaro*  
BY CHEVROLET

## 1968-69 Camaro by Chevrolet Trunk Emblem

GM Restoration Parts

OER® die-cast reproduction of the Camaro by Chevrolet trunk emblem. Emblem is Officially Licensed by General Motors! Prepackaged in OER® chipboard box.

3916654 68-69 Camaro



GM Restoration Parts

## 1969 Camaro Rear Panel Emblem

Reproduction rear panel emblem which features the correct die-cast black and chrome housing and blue plastic center bow tie. Officially Licensed by GM. Prepackaged in OER® chipboard box.

Note: Not for Z28, Rally Sport or Super Sport options.

8701158 69 Camaro

**SS**

## 1969 Camaro SS Rear Panel Emblem

GM Restoration Parts

This OER® quality reproduction emblem is for 1969 SS Camaro rear tail panels. This die cast reproduction is manufactured to exact factory specifications and features bright chrome plating and correct enamel finish. Officially Licensed by General Motors.

8701110 69 Super Sport

**RS**

GM Restoration Parts

## 1969 Camaro RS Rear Panel Emblem

This OER® reproduction emblem is for 1969 Rally Sport Camaro rear tail panels. This die-cast reproduction is manufactured to original factory specifications and features chrome and enamel finish. Prepackaged in OER® chip board box.

8701129 69 RS

**Z/28**

GM Restoration Parts

## 1969 Z/28 Rear Panel Emblem

This OER® reproduction emblem is for 1969 Z/28 Camaro rear tail panels. This die-cast reproduction is manufactured to original factory specifications and features chrome and enamel finish. Officially Licensed by GM. Prepackaged in OER® chipboard box.

8701333 69 Z/28



**YENKO**  
LICENSED PRODUCT

## 1967-69 Yenko Rear Panel Emblem

OER® reproduction of the "Yenko" dealership fender/rear panel emblems. This emblem features the correct Yenko lettering against a red, white and blue shield.

K80013 67-69 Yenko

Set of 3 Emblems

881250 67-70 Yenko

**427**

K677

**427**

K678

## Yenko 427 Rear Panel Emblem

Reproduction Yenko "427" emblem for the LH and RH fenders as well as the hood and rear panel. OER® offers this rare emblem for the chosen few. 3 required per vehicle. Sold individually.

K677 without bar (tape mounted)

K678 with bar (stud mounted)

Set of 3 Emblems

K674 67-68 (tape mounted)

K675 69 (stud mounted)

*Camaro*  
BY CHEVROLET

GM Restoration Parts

## 1970 Camaro Trunk Emblem

Reproduction 1970 rear trunk lid emblem. Features correct chrome finish. Prepackaged in OER® chipboard box with GM Restoration Parts™ logo.

8704053 70 Camaro

**Camaro**

GM Restoration Parts

## 1971-72 Camaro Trunk Emblem

Reproduction trunk emblem for 1971-72 Camaro models. Features the correct acrylic coated face over the large letter "C" in a red background. Prepackaged in OER® chipboard box with GM logo.

9869701 71-72 Camaro

**Z28**

GM Restoration Parts

## 1970-73 Z28 Rear Spoiler Emblem

OER® reproduction emblem is for 1970-73 Z28 Camaro rear Spoilers. This die-cast reproduction is manufactured to original factory specifications and features chrome and enamel finish.

3981889 70-73 Z28

# Camaro Rear/Fuel Door Emblems



## 1974-77 Camaro Type LT Emblem

Reproduction 1974-77 Camaro Type LT emblem. Emblem is located on 1974-75 sail panels, and 1975-77 rear panel. Available with mounting pins or adhesive backed for attachment.

9633382	74-76	w/3 mounting pins
9633382A	74-76	w/adhesive
20053662	77	w/2 mounting pins



GM Restoration Parts

## 1973-74 Camaro Type LT Emblems

Reproduction 1973-74 Camaro Type LT emblems. This emblem is located on 1973-74 sail panels, and 1973-74 rear panel. Includes mounting clips.

9630078	73	sail panel
9631833	74	sail panel
9630078	73-74	rear panel



dk blue met dk blue met dk blue met dk blue met

GM Restoration Parts

## 1982-87 Z28 Rear Panel Emblem

Reproduction rear panel emblem for all 1982-87 Camaro Z28 models. Precision molded adhesive-backed emblem features correct font, dimensions and tri-color fade and Bow Tie logo. Comes prepackaged in OER® poly tub.

14065284	82-84	red
14065280	83-84	charcoal
14083664	85	blue/silver
14083669	85-86	red
14083662	85-86	silver
14083663	85-87	gray
14083667	85-87	dark gold
14083670	85-87	dark red
14090241	86-87	blue metallic



GM Restoration Parts

## 1988 Camaro Rear Panel Emblem

Reproduction of the emblem that attaches to the rear panel on 1988 Camaro models. Features the correct font, color and Bow Tie as original.

10096305	88	gold
10096306	88	silver



## 1989-90 Camaro RS Rear Panel Emblem

Reproduction rear panel emblem for 1989-90 Camaro Rally Sport models. Features correct tri-color fade and champagne Bow Tie as original. Each emblem comes prepackaged in an OER® chipboard box.

10118557	89-90	Camaro
----------	-------	--------



## 1991-92 Camaro Z28 Rear Panel Emblems

Correct reproduction emblems for 1991-92 Camaro Z28 models. Prepackaged in OER® box.

10158545	91-92	silver
10158546	91-92	red

GM Restoration Parts

## 1978-79 Camaro Fuel Door Emblem

OER® reproduction of the fuel door emblem for 1978-79 Camaro models. Each finely crafted emblem is correct in every detail right down to the color. Prepackaged in OER® chipboard box.

9635455	78-79	Camaro
---------	-------	--------



GM Restoration Parts

## 1979 Z28 Fuel Door Emblem

OER® reproduction of the fuel door emblem for 1979 Z28 models. Each finely crafted emblem is correct in every detail right down to the color. Prepackaged in OER® chipboard box.

9636429	79	Z28
---------	----	-----




GM Restoration Parts

## 1980-81 Berlinetta Fuel Door Emblem

OER® reproduction of the fuel door emblem for 1980-81 Berlinetta models. Each finely crafted emblem is correct in every detail right down to the color. Prepackaged in OER® chipboard box.

9637557	80-81	Berlinetta
---------	-------	------------



GM Restoration Parts

## 1980-81 Z28 Fuel Door Emblem

OER® reproduction of the Z28 fuel door emblems meticulously reproduced in the correct colors as shown here. Prepackaged in OER® chipboard box with GM restoration parts logo.

9637803	80-81	silver
9637804	80-81	charcoal
9637805	80-81	blue
9637806	80-81	green
9637807	80-81	gold
9637808	80-81	red
9637809	80-81	orange

# Interior Emblems for GM Models



1696122



7746554

## 1967-69 Camaro Standard Door Panel Emblem

Restoration Parts

Reproduction door panel emblem for 1967-69 Camaro models with standard interior. Sold in pairs. Prepackaged in OER® chipboard box.

7696122	67	Camaro
7746554	68-69	Camaro



## 1967 Camaro Deluxe Door Panel Emblems

Restoration Parts

OER® reproduction door panel emblem for 1967 Camaro models with a deluxe interior. Manufactured with a bright chrome finish and black accents.

7698289	67	Camaro
---------	----	--------



Restoration Parts

## 1968 Camaro Glove Box Emblem

OER®'s superb reproduction of the deluxe interior Camaro script glove box emblem. Mounts on the glove box door. Prepackaged in OER® chipboard box.

3921874	68	Camaro
---------	----	--------



## 1968-69 Camaro Deluxe Door Emblems

OER®'s superb reproduction of the deluxe interior Camaro door panel emblems. Prepackaged in OER® chipboard box.

7754200	68-69	Camaro
---------	-------	--------



## 1969 Camaro Instrument Panel Emblem

OER®'s superb reproduction of the deluxe interior Camaro script glove box emblem. Mounts on the glove box door. Prepackaged in OER® chipboard box.

3950003	69	Camaro
---------	----	--------



## 1970-72 Impala Door Panel Emblems

OER® reproduction of the door panel emblems for 1970-72 Impala models. Emblems are made from zinc die-cast. Feature a high-quality chrome-plating with the black accent paint as original. Includes mounting hardware. Sold as a pair.

K7072	70-72	Impala
-------	-------	--------



## 1968-69 Camaro Forward Console Plate Emblem

Small die-cast reproduction of the chrome-plated emblem that fits directly on the forward section of the console. This emblem is for 1968-69 consoles which were *not* originally equipped with console gauges.

3918614	68-69	Camaro
---------	-------	--------



## 1969-70 GM

### Astro Ventilation Emblem

OER® quality die-cast reproduction of the *Astro Ventilation* emblem for 1969 Chevelle sport coupe, convertible, 1969 passenger models including Impala, Bel Air, Biscayne, and Caprice; 1969-70 Camaro and Firebird. Also used with other GM vehicles including Buick and Oldsmobile. Prepackaged in OER® chipboard box.

3950046	69-70	GM
---------	-------	----



## 1978-81 Camaro Deluxe Door Panel Emblems

Correct replacement of the door panel emblem installed on 1978-81 Camaro models equipped with the deluxe interior option. Sold in pairs. Officially licensed by GM. Prepackaged in OER® chipboard box.

20092045	78-81	Camaro
----------	-------	--------

# Reproduction Emblems for Chevrolet



## 1964 Chevrolet Full Size

### Hood Emblem Insert

Reproduction Bow Tie hood emblem insert for all 1964 full size Chevrolet models including Impala, Bel Air, and Biscayne. This acrylic insert is manufactured to factory specifications with the correct colors and attaches to the hood lip molding, as original.

864004 64 full size

## 1969 Impala/Full Size Grill Emblem

OER<sup>®</sup> reproduction of the blue Bow Tie emblem for



1969 Chevrolet Impala and Full size models except Super Sport or 427 models. This emblem is manufactured with a correct chrome die-cast outer bezel with injection molded blue insert. Includes die-cast rear backing plate and speed nuts for easy installation. All original factory markings are on the rear of the emblem for complete authenticity. Officially Licensed GM Restoration Part. Prepackaged in OER<sup>®</sup> box.

3953669 69 exc. SS or 427

## 1964-67 Chevrolet V-Flags

### Fender Emblem

Each emblem has the correct red, white and blue color bands in the center, the red background LH flag and the black and white checkered victory flag on the RH side. Prepackaged in OER<sup>®</sup> chipboard box with GM restoration parts logo.



1967 Camaro  
1965-67 Chevy II/Nova  
1964-67 Full size Chevrolet

3840318 64-67 GM

## 1966-67 Chevrolet Full Size 427

### Turbo-Jet Fender Emblem

Reproduction "427 Turbo-Jet" fender emblem for 1966-67 full size Chevrolet models with a 427 engine. Features a beautiful chrome finish and correct color V-flags for an original appearance. Includes hardware. Comes prepackaged in an OER<sup>®</sup> chipboard box.



3878607 66-67 full size

## Super Sport

## 1965-66 Impala SS Fender Emblem

Reproduction fender emblem for 1965-66 Impala Super Sport models. This emblem features the correct font script and chrome finish for an authentic appearance. Includes mounting hardware. Prepackaged in OER<sup>®</sup> box.

3867735 65-66 Impala



## 1962 Impala Quarter Emblems

Reproduction quarter panel emblems for 1962 Impala models without SS. Features a beautiful chrome finish and includes hardware. Comes prepackaged in an OER<sup>®</sup> chipboard box.

3822641 62 Impala



## 1962 Impala SS Quarter Emblems

Reproduction quarter panel emblems for 1962 Impala SS models. Features a beautiful chrome finish and correct red lettering. Includes hardware. Comes prepackaged in an OER<sup>®</sup> chipboard box.

3813889 62 Impala



## 1963 Impala Quarter Emblems

Reproduction quarter panel emblems for 1963 Impala models without SS. Features a beautiful chrome finish and includes hardware. Comes prepackaged in an OER<sup>®</sup> chipboard box.

3832299 63 Impala



## 1963 Impala SS Quarter Emblems

Reproduction quarter panel emblems for 1963 Impala SS models. Features a beautiful chrome finish and correct red lettering. Includes hardware. Comes prepackaged in an OER<sup>®</sup> chipboard box.

3827300 63 Impala



## 1964 Impala Quarter Emblems

Reproduction quarter panel emblems for 1964 Impala models without SS. Features a beautiful chrome finish and includes hardware. Comes prepackaged in an OER<sup>®</sup> chipboard box.

3852381 64 Impala



## 1964 Impala SS Quarter Emblems

Reproduction quarter panel emblems for 1964 Impala SS models. Features a beautiful chrome finish and correct red SS lettering. Includes hardware. Comes prepackaged in an OER<sup>®</sup> chipboard box.

3851724 64 Impala



## 1962 Impala SS Trunk Lid Emblem

Reproduction trunk lid emblem for 1962 Impala Super Sport models. Each emblem is manufactured with a bright chrome finish with red coloring and correct mounting studs as original. Includes installation hardware. Prepackaged in OER<sup>®</sup> box.

3813890 62 Impala

# Firebird Reproduction Emblems

## 1967-68 Firebird Arrowhead Bumper Emblem

**Emblem** Restoration Parts

Superb reproduction of the bumper emblem installed on all 1967-68 400 Firebird models. Correct in every detail right down to the correct color. Emblem can also be installed on 1969 Firebird 400's. Officially Licensed by GM. Prepackaged in OER® chipboard box.

9747207 67-68 standard



## PONTIAC

Restoration Parts

## 1967-69 Pontiac Grill Emblem

Pontiac emblem originally installed on 1967-69 Firebird models. This emblem is manufactured with the correct white paint in center with chrome as pictured. Correct reproduction of the original emblem.

485602 67-69 Pontiac



Restoration Parts

## 1968-69 Firebird 350 Hood Emblem

Reproduction of the 1968-69 Firebird 350 hood emblem designed to replace the original. Manufactured to exact specifications. Includes mounting hardware and is prepackaged in an OER® chipboard box. Sold in pairs

F1252 68-69 Firebird



Restoration Parts

## 1967-69 Firebird 400 Hood Emblem

Reproduction of the 1967-69 Firebird 400 hood emblem designed to replace the original. Manufactured to exact specifications. Includes mounting hardware and is prepackaged in an OER® chipboard box. Sold in pairs

F1251 67-69 Firebird

## Firebird

Restoration Parts

## 1967-69 Firebird Fender Emblem

Reproduction fender emblem installed on 1967-69 Firebird models. Emblem will replace your original exactly. Officially Licensed by GM. Prepackaged in OER® chipboard box.

9796319 67-69 Firebird



Restoration Parts

## 1967-68 Firebird Fender Emblem

Reproduction fender emblem for all 1967-68 Firebird models. Replaces your original exactly and features the correct color scheme for an exact match. Prepackaged in OER® chipboard box.

9789589 67-68 Firebird



Restoration Parts

## 1970-73 Firebird Fender Emblem

Reproduction Firebird fender emblem for 1970-73 models. Manufactured to exact specifications featuring the correct colors. Can be used on the outer sail panel by removing the metal posts on the back of the emblem and attaching with emblem mounting tape.

487708 70-73 Firebird



Restoration Parts

## 1971-81 Firebird Fender Emblem

Reproduction of the 1971-81 Firebird front fender emblem designed to replace the original. Manufactured to exact specifications. Includes mounting hardware and is prepackaged in an OER® chipboard box.

486904 71-81 Firebird



Restoration Parts

## 1972-75 Formula 400 Fender Emblem

OER® reproduction Formula 400 fender emblem for 1972-75 Firebird Formula 400 models. Manufactured to factory specifications and features a bright chrome finish with black accents.

487744 72-75 Formula 400



Restoration Parts

## 1970-71 Firebird Front Panel Emblem

High-quality emblem has the correct contour to the front nose panel and fits perfectly. This emblem fits Firebird, Formula, and Esprit models.

*Note: Not used on Trans Am models.*

481543 70-71 Firebird



## 1977-81 Firebird Front End Panel Crest

Restoration Parts

Reproduction front end panel crest emblem which was installed on 1977-81 Firebird models.

499724 77-81



## 1978-81 Firebird Front End Panel Crest

Restoration Parts

Reproduction of the front end panel crest emblem for 1978-81 Esprit and Special Edition Trans Am front end panels.

10005607 78-81



# Firebird Reproduction Emblems

## 1976-79 Firebird Roof Panel Emblem

OER® reproduction Firebird crest emblem which is installed on the side roof panel on 1976-79 coupe models. Correct reproduction of the original roof panel emblem which is injection molded using the same design and coloration as the original. 2 required per vehicle. Attaches with quality 3M tape backing. Prepackaged in OER® chipboard box with the GM Restoration Parts Logo.



1735919 76-79 Firebird (2 req.)

## 1967-68 Firebird

### Fuel Tank Door Emblem

High-quality reproduction fuel tank door emblem. This chrome plated, red and black filled bird was originally installed on all 1968 Firebird and later 2nd design 1967 models.

*Note: This reproduction does not feature the finger lift feature for opening the gas tank.*

9789710 67 Firebird  
9785962 68 Firebird



## 1967-69 400 Trunk Lid Emblem

High-quality die-cast reproduction 400 trunk lid emblem for 1967-69 Firebird models with 400 engines. Includes two mounting nuts for easy installation.

7728616 67-69 Firebird



## 1967-69 Pontiac Rear Panel Emblem

High-quality reproduction P-O-N-T-I-A-C rear panel letters for 1967-69 Firebird models. Includes all 7 individual letters. Each letter features the original studs allowing easy installation as original.

K757 67-69 Pontiac

## PONTIAC

GM Restoration Parts

## 1970-73 Pontiac Tail Panel Letters

OER® reproduction of the P-O-N-T-I-A-C letters for 1970-73 Firebird models. Letters mount to the tail panel and are chrome-plated as original.

K1049 70-73 Pontiac



GM Restoration Parts

## 1969 Firebird Trunk Lock Bezel

Quality OER® reproduction trunk lock bezel for 1969 Firebird models. Features a detailed die-cast bird design with correct color painted inserts.

8742310 69 Firebird



GM Restoration Parts

## 1970-73 Firebird Trunk Lid Emblem

Reproduction trunk lid emblem for 1970-73 Firebird models. Manufactured to original specifications with red and black coloring and bright chrome accents.

8704055 70-73 Firebird



GM Restoration Parts

## 1968-69 Firebird Door Panel Emblem

Reproduction of inner door panel emblem for 1968-69 Firebird models with deluxe interior. Emblems feature the correct mounting fasteners for easy installation.

7771090 68-69 2 required



9844416



3063896

GM Restoration Parts

## 1970-81 Firebird Door Panel Emblems

From 1970-81, Firebird models which were originally equipped with power windows had a special emblem that installed directly over the standard window handle hole. This eliminated the need for General Motors to produce a separate panel for power windows.

9844416 70-81 black and red  
3063896 76-81 black and gold



GM Restoration Parts

## 1968-69 Firebird Glove Box Emblem

Correct reproduction of the emblem found on the glove box door for 1968-69 Firebird models. This is a high-quality die-cast reproduction of the original emblem.

9789588 68-69 Firebird



GM Restoration Parts

## 1970-77 Firebird Dash Panel Emblem

Quality reproduction instrument panel emblem for 1970-77 Firebird models. Improve the overall appearance of your dash with this OEM style emblem. This trim emblem installs on the passenger side of the dash panel.

481542 70-77 Firebird

# Chevy II/Nova Reproduction Emblems



## 1966 Nova SS Grill Emblem

Correct reproduction grill emblem for 1966 Chevy II/Nova models with the SS option. This emblem installs on the left side of the grill. Features the SS letters in red with a black background as original.

3875713 66 Nova SS



## 1966 Chevy II Grill Emblem

Show quality recreation of the "Chevy II" grill emblem found on all 1966 Chevy II models. Officially Licensed by GM. Prepackaged in OER® chipboard box.

3874540 66 Chevy II



## 1969-72 Nova Bow Tie Hood Lip Emblem

Excellent quality reproduction of the "Bow Tie" hood lip emblem for 1969-72 Nova models. This is a die cast reproduction hood lip emblem featuring an injection molded blue Bow Tie. Officially Licensed by GM. Prepackaged in OER® chipboard box.

3953840 69-72 Nova



## 1968-69 Nova SS Grill Emblem

OER® reproduction of the Super Sport grill emblem which was installed on 1968-69 Nova models with the Super Sport option. Includes backing plate and speed nuts. Officially Licensed by GM.

*Note: Backing plate available separately.*

3918871 68-69 Nova



## 1970-72 Nova SS Grill Emblem

Show quality recreation "SS" grill emblem for 1970-72 Nova Super Sport models. Prepackaged in OER® chipboard box.

3940538 70-72 Nova SS



## 1977-79 Nova Rally Grill Emblem

Reproduction Nova Rally grill emblem for 1977-79 models with Rally package. Die-cast emblem featuring correct coloration. Prepackaged in OER® chipboard box.

372940 77-79 Nova



## 1973-74 Nova SS Grill Emblem

Reproduction "SS" grill emblem for 1973-74 Nova Super Sport models. Die-cast reproduction includes the emblem, backing plate and hardware. Prepackaged in OER® chipboard box.

6258813 73-74 Nova



## 1975 Nova Custom Grill Emblem

Die-cast reproduction Nova Custom grill emblem for 1975 Nova Custom models except LN or SS models.

358744 75 Nova



## 1973-74 Nova Bow Tie Grill Emblem

OER® reproduction Bow Tie grill emblem for 1973-74 Nova models. Manufactured to factory specifications and features a bright chrome finish with original gold coloring.

6260838 73-74 Nova



## 1975 Nova Bow Tie Grill Emblem

Reproduction Bow Tie grill emblem for 1975 Nova models except LN or SS models.

358742 75 Nova



4883156



3832828

## 1963-64 Nova SS Fender/Quarter Panel Emblem

Excellent quality reproduction of the "Nova SS" fender/quarter panel emblem for 1963-64 Nova SS models. 2 required per vehicle. Officially Licensed by GM. Prepackaged in OER® chipboard box. 1963 models have red SS with a black bar, and the 1964 models have white SS with a red bar.

4883156 63 Nova

3832828 64 Nova



## 1968-72 Nova Front Fender Emblem

Superb reproduction "Nova" front fender emblem installed on all 1968-72 standard Nova models. Officially Licensed by GM. Prepackaged in OER® chipboard box.

3953676 68-72 Nova

# Chevy II/Nova Reproduction Emblems



## 1969-70 Yenko Fender/Rear Panel Emblem

**YENKO**  
RESTORATION PARTS

OER® reproduction of the "Yenko" dealership fender/rear panel emblem. Emblem features the correct Yenko lettering against a red, white and blue shield.

K80013 69-70 Yenko

Set of 3 Emblems

881250 67-70 Yenko



GM Restoration Parts

## 1970-74 Nova 350 Fender Emblem

This chrome plated die-cast emblem is manufactured with the numbers painted white as original.

3970546 70-74 Nova



GM Restoration Parts

## 1973-74 Nova Fender Emblem

OER® reproduction Nova fender emblem for all 1973-74 models. Installs on the rear section of the front fender. Each emblem features mounting studs for installation.

6258150 73-74 Nova



GM Restoration Parts

## 1977-79 Nova Rally Fender Emblem

Reproduction Nova Rally fender emblem for 1977-79 models with Rally package. Die-cast emblem features correct coloration.

372939 77-79 Nova



## 1966-67 Nova Super Sport Quarter Panel Emblem

GM Restoration Parts

Reproduction of the quarter panel emblem for 1966-67 Chevy II/Nova Super Sport models. Manufactured to factory specifications with the correct font script and chrome finish. 2 required per vehicle. Prepackaged in OER® box.

4227012 66-67 Nova



## 1966-67 Nova Std. Rear Quarter Panel Emblem

GM Restoration Parts

This OER® quality reproduction emblem is for 1966-67 standard Nova quarter panels. Die cast reproduction is manufactured to exact factory specifications and features chrome plating and correct enamel finish. Officially Licensed by General Motors. Not for Super Sport Models. Sold in pairs.

4226981 66-67 Nova



GM Restoration Parts

## 1968-72 Nova Trunk Lid Emblem

OER®'s "Nova by Chevrolet" trunk lid emblem is a superb reproduction of the original! Emblem is installed on 1968-72 Nova models. Officially Licensed by GM. Prepackaged in OER® chipboard box.

8728940 68-72 Nova



GM Restoration Parts

## 1963-64 Nova SS Trunk Lid Emblem

OER®'s "Nova SS" trunk lid emblem is a superb reproduction of the original! Emblems is installed on all 1963-64 Nova SS models. Officially Licensed by GM. Prepackaged in OER® chipboard box.

3793606 63-64 Nova



## 1977 Nova "Chevrolet Concours" Trunk Emblem

GM Restoration Parts

Reproduction trunk emblem for 1977 Nova Concours models. Features correct chrome finish and proper script font for an authentic appearance. Attaches to the passenger side of the trunk lid with an adhesive back installation as original. Sold individually. Comes prepackaged in OER® box.

20014406 77 Nova



GM Restoration Parts

## 1968-72 Nova SS Rear Panel Emblem

OER® reproduction of the "SS" rear panel emblem for 1968-72 Nova Super Sport models. Officially Licensed by GM. Prepackaged in OER® chipboard box.

7795107 68-69 Nova

8702427 70-72 Nova



GM Restoration Parts

## 1966-67 Chevy II Door Panel Emblems

Correct replacement of the door panel emblem installed on 1966-67 Chevy II models. Sold in pairs. Officially Licensed by GM. Prepackaged in OER® chipboard box.

4539568 66-67 Chevy II



GM Restoration Parts



## 1969-72 Nova Door Panel Emblems

Correct replacement of the door panel emblem installed on 1969-72 Nova models with a "Custom" interior. Officially Licensed by GM. Prepackaged in OER® chipboard box. Not for use on vehicles with standard interior.

7790751 69-72 Nova

# Chevelle Reproduction Emblems



Restoration Parts

## 1966 Chevelle SS 396 Grill Emblem

Show quality recreation of the grill emblem found on all 1966 "SS 396" Chevelle models. Officially Licensed by GM. Prepackaged in OER® chipboard box.

3891434 66 SS 396



AUTHORIZED Restoration Parts

## 1966-67 Chevelle SS 427 Grill Emblem

Reproduction of the grill and rear panel emblem for 1966-67 Chevelle models with a 427 engine. Manufactured to factory specifications with the correct black and red coloring and chrome accents. Prepackaged in OER® box.

K80050 66 grill  
K80050 66-67 rear panel



Restoration Parts

## 1967 Chevelle SS 396 Grill Emblem

Show quality recreation of the grill emblem found on all 1967 "SS 396" Chevelle models. Emblem includes correct backing plate for installation. Officially Licensed by GM. Prepackaged in OER® chipboard box.

3904590 67 SS-396



Restoration Parts

## 1968 Chevelle SS 396 Grill Emblem

Excellent quality reproduction of the SS 396 grill emblem which was installed on 1968 Super Sport Chevelle models with a 396 engine.

*Note: Backing plate available separately.*

3920802 68 SS 396



Restoration Parts

## 1969 Chevelle SS 396 Grill Emblem

Show quality recreation of the grill emblem found on all 1969 "SS 396" Chevelle models. This emblem includes correct backing plate for installation. Officially Licensed by GM. Prepackaged in OER® chipboard box.

3942781 69 SS 396



Restoration Parts

## 1970 Chevelle SS Grill Emblem

Show quality reproduction of the grill emblem found on all 1970 "SS" Chevelle models. Officially Licensed by GM. Prepackaged in OER® chipboard box.

3977563 70 SS



## 1970-72 Chevelle Cowl Induction Hood Emblems

Restoration Parts

Reproduction "Cowl Induction" hood emblem set found on 1970-72 Chevelle models with the cowl induction hood option. Officially Licensed by GM. Prepackaged in OER® chipboard box.

*Note: Set includes: two Cowl emblems and two Induction emblems.*

K194 70-72 Cowl Induction



Restoration Parts

## 1967 Chevelle Hood Emblem

Reproduction of the hood emblem for all 1967 Chevelle models. Features the correct die-cast chrome lettering and baseline. Officially Licensed by GM. Prepackaged in OER® chipboard box.

3904589 67 hood emblem



## 1968-69 Chevelle Header Panel Emblem

Restoration Parts

Reproduction die-cast script style emblem for 1968-69 Chevelle models. Features a bright chrome-plating. Prepackaged in OER® chipboard box with GM restoration parts logo.

3920825 68-69 Chevelle



Restoration Parts

## 1970-74 Chevelle Front Fender Emblem

Superb reproduction of the original style fender emblems installed on 1970-74 Chevelle models. The 454 emblem utilizes the same design as original. Officially Licensed by GM. Prepackaged in OER® chipboard box.

3981833 70-74 454



## 1966 Chevelle Super Sport Quarter Panel Emblems

Restoration Parts

Excellent quality reproduction of the "Super Sport" quarter panel emblem for 1966 Chevelle SS models. Sold in pairs. Officially Licensed by GM. Prepackaged in OER® chipboard box.

4227377 66 Super Sport

# Chevrolet Reproduction Emblems



## 1966-67 Malibu Quarter Panel Emblem

Installs exactly as original! This reproduction script style emblem, used exclusively on 1966-67 Malibu models, is die-cast with bright chrome-plating. Prepackaged in OER® chipboard box with GM restoration parts logo.

4229716 66-67 Malibu



## 1967 Chevelle Super Sport Quarter Panel Emblems

Reproduction "Super Sport" quarter panel emblem for 1967 Chevelle SS models. Sold in pairs. Officially Licensed by GM. Prepackaged in OER® chipboard box.

4229717 67 Super Sport



## 1967 El Camino Quarter Panel Emblems

Reproduction quarter panel emblems for all 1967 El Camino models. Manufactured to exact specifications with a bright chrome finish. Sold in pairs and include mounting nuts.

4229728 67 quarter panel



## 1966-67 Chevelle Rear Panel Emblem

This emblem is a reproduction of the original rear panel emblem for 1966 Chevelle sedan and SS models, and 1967 Chevelle sedan models. Features the correct die-cast chrome lettering and baseline. Officially Licensed by GM. Prepackaged in OER® chipboard box.

*Note: Not for use on 1966 Malibu, or 1967 Malibu and Deluxe models.*

4229439 66-67 Chevelle rear panel



## 1970 Chevelle Trunk Lid Emblem

OER®'s "Chevelle by Chevrolet" trunk lid emblem is a superb reproduction of the original! Installed on all 1970 Chevelle models. Officially Licensed by GM. Prepackaged in OER® chipboard box.

8791686 70 Chevelle trunk lid



## 1971-72 Chevelle Trunk Lid Emblem

OER®'s "Chevelle by Chevrolet" trunk lid emblem is a superb reproduction of the original! Emblem is installed on all 1971-72 Chevelle models. Officially Licensed by GM. Prepackaged in OER® chipboard box.

9834999 71-72 Chevelle trunk lid



## 1967 SS 396 Rear Panel Emblem

Reproduction of the "SS 396" rear panel emblem for 1967 Chevelle. Prepackaged in OER® chipboard box.

4229992 67 SS 396



3974322

6258311

AUTHORIZED

## 1970-75 El Camino Fender Emblem

Reproduction fender emblem for 1970-75 El Camino models. Features a beautiful chrome finish and correct mounting pins for an authentic appearance. Mounting hardware is included. Prepackaged in an OER® chipboard box.

3974322 70 El Camino

6258311 71-75 El Camino

# Reproduction Emblem/Decals

**454-SS**

T10001

**CHEVROLET**

T10002

**Heartbeat**

T10003

**SS-350**

T10004

**TAHOE SS**

T10005

**YUKON**

T10006

**Z71 OFF ROAD**

T10007

Restoration Parts

## 1988-98 Truck Door Emblems

These distinctive door emblems are an easy way to make your full size Chevrolet or GMC truck different than all the rest. Available in several styles, they will replace your existing model series door emblems. Simply pop off your original door emblems and replace them with the new emblems using double sided foam tape. Sold in pairs.

T10001	88-98	454-SS
T10002	88-98	Chevrolet
T10003	88-98	Heartbeat
T10004	88-98	SS-350
T10005	88-98	Tahoe SS
T10006	88-98	Yukon GT
T10007	88-98	Z-71 Off Road

## Yenko Stinger® Decal

**YENKO**  
LICENSED PRODUCT

Aluminum embossed self adhesive decal with Yenko Stinger logo. Measures approximately 3" in diameter. Features include a raised and embossed polished aluminum

Yenko Stinger bee on blue, silver, and red bulls-eye logo. Easy installation with peel and stick 3M 468P adhesive backing. Sold individually. Yenko Officially Licensed Product.

DC465 Yenko Stinger



## Dick Harrell® Emblem

Authentic reproduction of the Dick Harrell® bar and shield emblem.

Dick Harrell, known as

"Mr. Chevrolet" was a drag race pioneer in the 60's and 70's and went on to order Camaro, Chevelle and Nova models through Chevrolets COPO program and built them into high-performance racing machines. This beautiful emblem was put on these cars in various locations depending on the build. Features red, white, and blue colors with chrome accents and the correct grain texture as original. This die-cast zinc emblem measures 4" x 1-1/2" and attaches with two pins on the reverse side. Includes installation hardware. Prepackaged in OER® box. Officially Licensed by Dick Harrell.

*Note: Dick Harrell is a registered trademark and service mark of Valerie Harrell, her subsidiaries and affiliates. All Dick Harrell images, trademarks and logos used by permission.*

DHT018 Dick Harrell emblem



PD8000



PD8001

Restoration Parts

## 1964-70 Embossed GM Door Decal

Reproduction door decal for 1964-70 GM car models. This decal is aluminum embossed as original and features the GM Mark of Excellence logo. Usually installed on the inner rear edge of the driver door.

PD8000	64-67	turquoise
PD8001	68-70	blue



10126790



10185091

## Tonawanda Number 1 Restoration Parts

### Team Decal

Tonawanda Number 1 Team

Decal. Correct replacement decal including mirror like mylar chrome. Features original red and blue lettering. Applies to RH valve cover on engines manufactured at the Tonawanda, NY plant.

258555 67-74



## Mark V Valve Cover Decals

High-quality embossed valve cover decals for Tonawanda built Mark V 454 and 502 cubic inch engines. This decal is installed on the center of the valve cover in a flat area between the fins. Sold individually.

10126790	454	valve cover decal
10185091	502	valve cover decal

# 1969 Yenko® Nova Stripe Set

These are correct reproductions of the stripe sets Yenko Chevrolet used on their special order, high-performance 1969 Yenko Nova cars. These high-quality stripe sets contain all the applicable decals to bring your

"Yenko" to life. Whether you have an original Yenko Nova or are just making a clone, these stripe sets will add that finishing touch to your restoration. Installation instructions and squeegee included. Available in white or black.

14462	69	black
14463	69	white



**YENKO**  
LICENSED PRODUCT

## 1970 Yenko® Stripe Sets

These are correct reproductions of the stripe sets Yenko Chevrolet used on their special order, high-performance 1970 Yenko Nova cars. These high-quality stripe sets contain all the applicable decals to bring your Yenko to life. Whether you have an original Yenko Nova or are just making a clone, these stripe sets will add that finishing touch to your restoration. Installation instructions and squeegee included. Available in white or black.

14464	70	black
14465	70	white



**YENKO**  
LICENSED PRODUCT

## 1969 Yenko® Camaro Stripe Set

OER® leads the restoration industry in providing correct reproduction decals for rare 1969 Yenko® Camaro models. This set offers specific striping only found on these unique vehicles. Offered in your choice of black or white, include: one hood stripe with "sYc" arrow, two quarter panel stripes with "Yenko"/"SC" lettering, two door stripes, two front fender stripes (LH and RH), two "sYc" lettering for headrests, two rear spoiler end stripes.

SK301	69	black
SK310	69	white
SK302	69	white headrest decals only



**sYc**  
SK302

**YENKO**  
LICENSED PRODUCT

## 1967 Indy 500 Pace Car Decals

The pinnacle honor of the 1967 Camaro would have to be its selection as the official pace car of the 1967 Indy 500. These decals were originally applied on each 1967 pace car. Includes the entire door decal reproduced on original type 3M stock with the correct die-cut lettering and colors. Sold in pairs.

PC012	67	pace car decals
-------	----	-----------------




## 1969 Indy 500 Pace Car Decals

Official pace car decals from OER® are a proud part of 1st generation Camaro heritage! These decals were originally applied to each 1969 pace car. This kit includes the entire door decal reproduced on original type 3M stock with the correct die-cut lettering and colors. Sold in pairs.

PC011	69	Pace Car Decals
-------	----	-----------------




# Camaro/Firebird Reproduction Moldings



## 1967-69 Camaro/Firebird Windshield Molding Sets

A set designed to replace all 5 moldings on 1967-69 Camaro and Firebird models that attach to the windshield area. Includes: the upper, LH and RH side moldings, LH and RH bottom moldings. Mounting clips sold separately. Each set is prepackaged in OER® poly tube.

WM182	67-69	Camaro/Firebird	coupe
C2361	67-69	Camaro/Firebird	convertible



## 1967-69 Camaro/Firebird Rear Window Moldings

Show quality moldings for 1967-69 Camaro and Firebird coupe models. Moldings feature original thickness polished stainless steel material. Available in a set that replaces all five back glass moldings. Mounting clips sold separately. Each set is prepackaged in OER® chipboard box.

WM183	67-69	Camaro/Firebird	5 piece
-------	-------	-----------------	---------



## 1970-81 Camaro/Firebird Windshield Moldings

Reproduction front windshield moldings for 1970-81 Camaro and Firebird models. This 5 piece molding set is designed to replace the original windshield moldings exactly for a perfect fit and authentic appearance. Prepackaged in OER® poly tube.

C2365	70-81	5 piece set
153263	70-81	lowers (pair)



OER AUTHORIZED

## 1970-74 Camaro/Firebird Rear Glass Moldings

Reproduction rear glass moldings for 1970-74 Camaro and Firebird models. Manufactured to factory specifications with correct finish and contours for a perfect fit and original appearance.

C2366	70-74	Camaro/Firebird
-------	-------	-----------------



## 1975-81 Camaro/Firebird Rear Glass Moldings

OER® reproduction rear glass window moldings for 1975-81 Camaro and Firebird models. 1975-81 standard bright moldings or black moldings for models with the (B89) Z28 deluxe exterior package.

K139	75-81	Camaro/Firebird	bright moldings - 4 piece
K138	75-81	Camaro/Firebird	black moldings - 4 piece



## 1967-69 F-Body Windshield Lower End Molding Clips

OER® reproduction of the lower windshield clips for 1967-69 Camaro and Firebird coupe models. Sold in pairs.

*Note: For use on coupe models only*

R608	67-69	F-Body	LH and RH
------	-------	--------	-----------



## 1967-69 F-Body Windshield Lower Molding Clip

OER® reproduction of the lower center windshield clip for 1967-69 Camaro and Firebird models. Available individually, 8 required.

1651460	67-69	F-Body	8 required
---------	-------	--------	------------



## 1967-69 F-Body Windshield Upper/Side Molding Clip Kit

Kit is designed to replace the windshield molding clips for the side and upper moldings on the windshield.



C78A 67-69 F-Body

## 1967-69 F-Body Windshield Lower Molding Clips

OER®

reproduction of the lower windshield clips for 1967-69 Camaro and Firebird models.

Available as a 10 piece

kit, including the LH and RH outer lower clips and 8 center clips.



K527 67-69 F-Body 10 piece

## 1967-81 Camaro/Firebird Rear Glass Molding Clips

OER AUTHORIZED

Kit includes the clips necessary to install one set of back window glass moldings.

For 1967-81 Camaro and Firebird models. 24 piece kit.



C78	67-69	Camaro/Firebird
C78	74-81	Camaro/Firebird with vinyl top
270211	74-79	Camaro/Firebird without vinyl top



## 1968 Camaro Door Ledge Reveal Moldings

GM Restoration Parts

Reproduction of the special 1-1/2" wide chrome molding offered exclusively on 1968 Camaro models. Reproduced to exact specifications and ready to install. Moldings can also be applied to standard Camaro models not originally equipped with wide moldings. Prepackaged in an OER® printed bag.

### Door Ledge Moldings

K257 68

### Quarter Ledge Moldings

K262 68 coupe


K263 68 convertible

## 1970-81 F-Body Door Window Reveal Clips

Reproduction OER® clips are designed to attach the door reveal moldings on 1970-81 Camaro and Firebird models. 6 required per molding. Sold in sets of 6 (2 required).



9815840 70-81 F-Body 6 piece



## 1970-81 Camaro Exterior Molding Kit

Reproduction of the exterior trim moldings for 1970-81 Camaro models. Seven piece kit includes the rear

hood edge molding, two fender moldings, two upper door moldings, and two rear of door edge guards. Manufactured to factory specifications with the correct shape and finish. Prepackaged in OER® poly tube.

Note: Shipped overseas.

R679 70-81 Camaro 7 piece set



## 1970-81 Camaro Rear Hood Molding

GM Restoration Parts

Reproduction OER® molding which attaches to the rear

section of the hood parallel to the windshield. This piece is part of the exterior molding option which includes the hood ledge molding, upper fender moldings, and front door window reveal moldings.

Important: Upper fender corner edge moldings are needed for complete stock appearance. Note: Shipped overseas.

3998834 70-81 Camaro



## 1970-81 Camaro Front Fender Corner Edge Molding

Chrome molding unit that attaches to upper rear portion of fender near the windshield area.

3986059 70-81 Camaro LH

3986060 70-81 Camaro RH



## 1970-81 F-Body Door Window Reveal Molding


Reproduction molding installed on vehicles equipped with the optional exterior molding package. For models with non-chrome bead style horizontal window weatherstrip.

Note: The front door reveal molding must be installed with front door glass run weatherstrip without attached chrome bead. Shipped overseas.

9828344 70-81 F-Body LH

9828343 70-81 F-Body RH

# Camaro/Firebird Reproduction Moldings



## 1967-69 Camaro/Firebird Roof Drip Molding Kit

Reproduction molding kit for 1967-69 Camaro and Firebird models. Designed to replace the pillar, corner connector, and side roof moldings. This kit includes the six pieces needed to replace the drip rail moldings on the LH and RH side.



K6020 67-69 Camaro/Firebird



## 1967-69 Camaro/Firebird Roof Drip Rail Moldings

OER® reproduction side roof drip rail moldings for 1967-69 Camaro and Firebird models. These are the highest quality moldings available.

K616 67-69 Camaro/Firebird LH  
K615 67-69 Camaro/Firebird RH



## 1967-69 Camaro/Firebird Coupe Pillar Moldings

Excellent reproduction of the chrome pillar moldings for 1967-69 Camaro and Firebird coupe models. These moldings complete the roof drip molding section as part of a three piece unit. Sold in pairs.

K730 67-69 Camaro/Firebird LH and RH

## Camaro/Firebird Roof Drip Corner Connectors

Reproduction of the corner roof drip connector moldings that allow the roof drip and pillar drip moldings to connect. Excellent reproduction of the connectors for 1967-69 Camaro and Firebird models.



K731 67-69 Camaro/Firebird

## Roof Drip Rail Molding Connectors

OER® reproduction drip rail molding clips for various GM vehicles without stainless steel style drip moldings. The connectors seam the union between the A-pillar drip and roof drip molding. Paint to match with the body color. Manufactured from stamped steel with black zinc coating to help prevent corrosion. Sold in pairs. One pair required per vehicle. Prepackaged in OER® poly tube.



1967-69 Camaro  
1967-69 Firebird  
1968-72 Chevy II/Novac  
1973-74 Nova exc. Custom  
1968-70 Chevelle Deluxe  
1971-72 Chevelle  
1968-72 El Camino  
1968-72 Tempest/GTO  
1968-72 Cutlass

K617 67-74 GM



## 1970-81 F-Body Drip Rail Moldings

Reproduction roof drip rail moldings for 1970-81 Camaro/Firebird models. Moldings are installed on the roof rail section and at the back of the door window opening. Manufactured from stainless steel or aluminum. Sold as a pair.

748626 70-81 F-Body stainless steel  
748625 70-81 F-Body aluminum




## 1971-79 F-Body Plastic Roof Drip Molding

Replace cracked or deteriorated plastic/mylar roof drip moldings with these quality reproductions! These moldings are for the side roof rail section. Manufactured in mylar-coated plastic.

9605610/11 - 71-78 Camaro  
9605610/11 - 72-79 Firebird  
1652948/49 - 73-77 Camaro  
1652948/49 - 72-78 Firebird

9605611 71-79 F-Body LH without vinyl top  
9605610 71-79 F-Body RH without vinyl top  
1652949 72-78 F-Body LH with vinyl top  
1652948 72-78 F-Body RH with vinyl top

# Camaro/Firebird Reproduction Moldings



## 1967-69 F-Body Convertible Pillar Molding

Reproduction polished stainless steel molding for 1967-69 Camaro and Firebird convertible models. Beautiful reproduction will install as original. A protective plastic coating is placed over the molding for protection when being shipped. Prepackaged in OER® box.

7648739	67-69	LH
7648738	67-69	RH



## 1967 F-Body Vent Window Pillar Moldings

Reproduction vent window pillar chrome moldings that install on the doors of 1967 Camaro or Firebird models. Moldings are manufactured using a heavyweight cast material and feature a high-quality chrome finish. Each are installed at the front of the vent window. Sold in pairs.

K1016	67	F-Body
-------	----	--------



## 1967 F-Body Inner Pillar Post Moldings

OER® reproductions of the original style inner pillar post moldings for all 1967 Camaro and Firebird coupe and convertible models. Injection molded reproductions feature the correct insertion sleeves for easy mounting onto the pillar unlike other reproductions being offered. Available in either black or chrome and can be painted to an original interior color. Sold as a pair. Prepackaged in OER® box.

*Note: Some trimming of these moldings may be required on coupe models if the car is equipped with metal upper side bodyside moldings.*

### Inner Pillar Post Moldings

K901	67	Coupe	black
K902	67	Coupe	chrome
K903	67	Convertible	black
K904	67	Convertible	chrome



## 1968-69 F-Body Inner Pillar Post Moldings

Reproduction inner pillar post moldings for 1968-69 Camaro/Firebird models. Manufactured as original with a steel core wrapped in the correct Madrid grain vinyl with mounting screw holes in the correct location for proper installation and a perfect fit. Available in black, paint to match interior color.

### Coupe Models

R3233	68	Camaro
R3235	69	Camaro
R3233	68-69	Firebird, std interior
R3237	68-69	Firebird, dlx interior

### Convertible Models

R3234	68	Camaro
R3236	69	Camaro
R3234	68-69	Firebird

## 1967-69 F-Body Pillar Post Molding Screws

Reproduction of the chrome screws to attach the interior pillar post moldings on all 1968-69 Camaro and Firebird models. Sold in a set of four for both moldings. One set does both moldings.

15158	67	set of 6
15159	68-69	set of 4



## 1967-69 F-Body Door Edge Moldings

### OER AUTHORIZED

OER® Authorized door edge guard moldings protect the vertical door edge section from nicks and scratches when opening the door. The moldings were available as an option in the 1967-81 model years. Prepackaged in OER® poly tube.

K9343	67-68	F-Body
K9344	69	F-Body



## 1970-81 F-Body Window Trim Moldings

Reproduction of the 1970-81 Camaro and Firebird window trim molding for vehicles with bright drip rails. Manufactured from a high-quality zinc die-cast and has beautiful chrome-plating. Moldings are installed on the roof rail section and at the back of the door window opening. Sold as a pair. One pair required per car. Prepackaged in OER® box.

748567	70-81	F-Body
--------	-------	--------

window trim



# Camaro/Firebird Reproduction Moldings



9785877

9785876

## 1967-69 Firebird Rocker Panel Molding

OER® reproduction rocker panel moldings for 1967-69 Firebird models. These polished aluminum moldings are manufactured as original for a perfect fit and appearance. Molding feature drain holes to prevent water accumulation. Mounting hardware is not included with moldings (sold separately). Prepackaged in OER® poly tube.

**Important:** Not correct for Sprint models.

**Note:** Shipped oversize.

9785877	67-68	LH
9785876	67-68	RH
9794768	69	LH
9794767	69	RH
748561	67-69	hardware (1 required per molding)



rocker panel molding



retainers and hardware



481540 - molding



481539 - molding

481546 - detail

## 1970-81 F-Body Rocker Panel Molding

Quality reproduction of the rocker panel moldings that attach directly to the rocker panel below the door. Each molding extends from the front wheel well to the rear wheel well. Includes retainers and hardware.

**Note:** Shipped oversize. Shipped double oversize.

481540	70-75	Camaro	LH
481539	70-75	Camaro	RH
481546	76-81	Camaro	LH or RH
481546	70-81	Firebird	LH or RH except Esprit models
481540	70-81	Firebird	LH Esprit models
481539	70-81	Firebird	RH Esprit models



quarter moldings

door moldings

fender moldings

## 1967 Camaro Rally Sport Lower Body Moldings

Reproduction of the lower body moldings that are correct for 1967 Camaro Rally Sport models. Manufactured as original, this six piece molding set runs along the lower edge of the front fender, door and quarter panel on Rally Sport models. Installation clips are not included and are available separately.

K4188 67 Rally Sport

## 1968 Rally Sport Lower Molding Set

Includes six reproduction moldings needed to replace

or install a set of lower moldings on any 1968 Camaro with the RS option. All moldings are approximately 3/4" wide. Includes: LH and RH fender moldings, LH and RH door moldings, LH and RH quarter panel moldings. Installation clips available separately.

### Complete Set

K4189 1968 complete set (6 piece)

### Individual Moldings

7795017	1968	door molding LH (driver side)
7795016	1968	door molding RH (passenger side)
7795051	1968	quarter panel molding LH
7795050	1968	quarter panel molding RH
3828527	1968	front fender molding LH
3828528	1968	front fender molding RH



3904540 - installed

3904540 - end detail

## 1967-69 Camaro Rocker Panel Moldings

OER® reproduction of 1967-69 Camaro rocker panel moldings. Each molding is correctly stamped to exact specifications for an original fit and appearance. Moulding retainer is included with each molding. Best quality reproduction on the market!

**Note:** Shipped double oversize.

3904540 67-69 Camaro LH or RH

# Camaro/Firebird Reproduction Moldings



K4088



K4089

## 1967-68 Camaro RS Lower Body Molding Clips

Reproduction of the lower body molding clips that are correct for 1967 and 1968 Camaro Rally Sport models. Manufactured as original, each clip set attaches the moldings that runs along the lower edge of the front fender, door, and quarter panel on Rally Sport models. Manufactured exactly like the original clips and are highly improved over what is being offered by other manufacturers. Truly the best clip sets available in the market today!

K4088	67	RallySport	12piece
K4089	68	RallySport	24piece

## 1970-81 F-Body Rocker Panel Molding Clip

Rocker panel molding clips for 1970-81 F-Bodies with narrow rocker moldings. Clips are also included with the purchase of a new rocker panel molding, 3/4" long.

4510031	70-81	F-Body
---------	-------	--------



F842S

## 1967-81 F-Body Rocker Molding Retainers

Reproduction of the rocker panel molding retainers for 1970-75 Camaro and 1967-81 Firebird models. 2 retainers required per molding, 4 per vehicle. Also available as a set with mounting hardware.

### Individual Retainer

3898145	67-81	4 required
---------	-------	------------

### Retainers with Hardware

748561	67-81	2 sets required
--------	-------	-----------------



9785880

9785881

4229493

4229494

4229493

4229494

8700967

8700969

## 1967-69 Camaro Wheel Opening Moldings

Reproduction wheel opening moldings for 1967-69 Camaro wheels. Each molding is stamped to fit vehicle contours perfectly and features the correct finish for an original appearance. Mounting screws included.

Note: \*Standard models. \*\*RS models.

9785881	67-68	LH	front
9785880	67-68	RH	front
3953635	69	LH	front
3953636	69	RH	front
4229494	67	LH	rear
4229493	67	RH	rear
4229494*	68	LH	rear
4229493*	68	RH	rear
7795064**	68	LH	rear
7795063**	68	RH	rear
8700969	69	LH	rear
8700967	69	RH	rear



## 1967-81 Firebird Wheel Opening Moldings

1967-81 Firebird wheel opening moldings. Each molding is correctly stamped to exact specifications for an original fit and appearance. Mounting screws are included with each molding.

9785881	67-68	LH	front
9785880	67-68	RH	front
9794774	69	LH	front
9794773	69	RH	front
4229494	67-68	LH	rear
4229493	67-68	RH	rear
8700969	69	LH	rear
8700967	69	RH	rear
481537	70-81	LH	front
481536	70-81	RH	front
8704038	70-81	LH	rear
8704037	70-81	RH	rear
K364	70-81	4 piece	

## 1962-72 Chevrolet Rocker Panel Molding Retainer

This 1" tall rocker panel molding retainer is for various models throughout the 1962-72 models years. Needed to retain the 1-3/4" tall rocker molding.

1962 Corvette	1966 Caprice w/o wagon
1962-64 Chevy II/Novo	1966-67 Impala and SS
1964 El Camino, Malibu w/o SS	1968 Impala, Bel Air
1965 Impala without SS	1968-72 Nova w/o 4 cyl.
1965-68 Chevelle	1969 Caprice and Impala
1966-67 Chevy II/Novo w/o SS	1970-72 Malibu, Concours

3886638	62-72	4 required
---------	-------	------------

## 1962-81 GM Wheel Well Molding Screw Set

This OER® quality reproduction screw set is for wheel opening moldings for 1962-91 GM models. Each set includes 36 of the correct chrome pan head screws.



1962-72 Nova	1965-69 Chevrolet full size
1967-69 Camaro	1967-69 Firebird
1967-69 Firebird	1973-91 Chevrolet/GMC truck

K606	62-91	36 piece
------	-------	----------

# Camaro/Firebird Reproduction Moldings



## 1967-69 F-Body Quarter Window Chrome Moldings

Reproduction of the molding which attaches vertically to the front edge of the quarter window on 1967-69 Camaro/Firebird models. This bright chrome trim molding is necessary to mount the quarter window vertical weatherstrip (*not included*) that seals against the door window glass. Includes the quarter window channel felt as shown. OE #7707461 LH, #7707460 RH. Prepackaged in OER® poly tube.

K1039 67-69 F-Body



## 1967-69 F-Body Quarter Window Molding Insert

Reproduction of the quarter vertical molding channel inserts for 1967-69 Camaro and Firebird models that attach directly to the front edge of the quarter window glass and allow the molding to be placed. These inserts are included when purchasing the quarter window vertical moldings. Sold in pairs.

K1048 67-69 F-Body

## 1967-69 Camaro/Firebird Quarter Window Vertical Weatherstrip

Restoration Parts

**OEM style Vertical Weatherstrip for F-Body Models!**

*manufactured with OEM style steel inserts*

Superb quality reproduction of the original style vertical weatherstrip which attaches to the chrome molding that runs vertically along the side quarter window. Choose from our show quality original style reproduction, or our replacement style weatherstrip for 1967-69 Camaro and Firebird models. Both will install correctly and offer years of dependable service. Packaged with OER® header card and GM Restoration Parts™ logo.



K664 67-69 Camaro/Firebird rubber style

K664 67-69 Camaro/Firebird OEM style

## 1969 Camaro Quarter Side Louvers Restoration Parts

OER® quality reproduction of the Camaro quarter panel side louvers. This outstanding reproduction is created with new tooling and features an extremely high-quality chrome surface with correct flat black painted trim as original. Prepackaged in pairs and protected with OER® poly tube.

K280 69 Camaro LH and RH



## 1967-68 Firebird Quarter Panel Ornaments

OER® reproduction of the quarter panel ornament trim set for 1967-68 Firebird models. Ornaments mount in front of the rear wheels on both rear quarter panels.

4229997 67-68 Firebird 12 piece



## OER® Extreme Shine Metal Polish and Sealant

OER® Extreme Shine Metal Polish and Sealant cuts through layers of dulling oxides to restore a wet mirror like finish that outshines chrome. This outstanding polish makes chrome, copper, brass, aluminum, stainless steel, and other metalwork gleam and look their absolute best. Spreads on with ease, buffs off with little effort. Great for oxidized metals and even light rust. Can be easily applied in the shade or sun. Leaves virtually no smear, dust or powder. The most innovative metal polish ever. A 3 step product in one, this diminishing metal polish cuts fast, cleans like no other, shines like a mirror, and protects like a sealant. Utilizing friction and heat OER® Extreme Shine Metal Polish cleans, restores, revives, and polishes. Friction generates heat that allows the product to break down into a micro-fine polish that leaves the surface shining like a mirror. During the final phase, it breaks down to release the durable protective sealant that bonds to metal surfaces reducing corrosion and prolonging shine. Use by hand with a polisher or with your polish ball and drill.

K89483 16 oz. bottle

# Camaro/Firebird Reproduction Moldings



GM Restoration Parts

## 1967-68 Camaro/Firebird Vinyl Top Moldings


Vinyl top moldings for 1967-68 F-Bodies were once among the most difficult parts to locate. Each stainless steel molding is stamped to perfection and features a highly polished finish. For 1967-68 Camaro and Firebird models equipped with factory installed vinyl tops. Set includes: both LH and RH moldings, original style mounting clips, and tabs.

*Note:* Shipped oversize.

K863	67-68	Camaro/Firebird	molding set
K863C	67-68	Camaro/Firebird	molding clip set



detail



## 1969 Camaro Vinyl Top Moldings

Each molding is stamped to perfection and duplicates the original exactly. Correct black paint offers both authentic and functional appearance. For 1969 Camaro models equipped with factory installed vinyl tops. Includes 4 moldings and a set of original style mounting clips with tabs.

*Note:* Shipped oversize.

K653	69	Camaro	vinyl top molding set
K653C	69	Camaro	vinyl top molding clip set



AUTHORIZED

## 1967-69 F-Body Convertible Well Molding

Reproduction well molding for 1967-69 F-Body convertible models. Molding is needed to finish the body opening at the rear of the convertible top. The top boot clips attach to this molding.

*Note:* Not for 68 convertibles with optional special outer window reveal molding. Shipped oversize.

K723	67-69	F-Body	2 piece
------	-------	--------	---------



## 1976-77 Camaro Type LT Rear Panel Molding

Reproduction rear tail panel molding for 1976-77 Camaro Type LT models. Manufactured from aluminum featuring correct brushed design. Installs on the rear body panel between the tail lamps. Originally included a "Type LT" emblem (sold separately, see #9633382). Includes mounting tape and installation hardware. Wrapped in poly tube and prepackaged in an OER® box.

9633780	76-77	Camaro
---------	-------	--------

## 1967-69 F-Body Convertible Header Molding Screw Set



Includes 4 correct phillips head screws for the installation of the convertible windshield header moldings on 1967-69 Camaro/Firebird models. 2 screws per side. Prepackaged OER® header card.

R314	67-69	F-Body
------	-------	--------



## OER® Top Secret Canvas Top Care Formula

OER® Top Secret is a complete system for the care of vinyl or canvas tops. It consists of a heavy-duty cleaner that safely removes the toughest soils and stains with an exclusive formula that will not harm automotive finishes. Included in the vinyl kit is our vinyl UV protectant and applicator to shield your vinyl top against damaging UV rays, a 100% dry to the touch formula that will last weeks, not days. The canvas formula includes the top cleaner and our exclusive canvas UV protectant that repels water and stains.

### OER® Top Secret Kit – Vinyl Formula

K89456	cleaner, protectant and applicator
--------	------------------------------------

### OER® Top Secret Kit – Canvas Formula

K89457	cleaner and protectant
--------	------------------------

### OER® Top Secret Components

K89458	16 oz. top cleaner
K89468	16 oz. vinyl protectant
K89489	10 oz. aerosol canvas protectant
K89460	applicator

# Chevrolet Full Size Passenger Car Moldings

## 1964 Impala Hood Spear

Restoration Parts

Reproduction OER<sup>®</sup> hood spear for 1964 Impala models. Each molding is precision stamped creating an exact reproduction of the original article. Studs are threaded, 6 nuts required for installation (not included). Prepackaged in OER<sup>®</sup> poly tube for maximum protection.

3845278 64 full size



close up of rear end of molding

features correct grain in center of molding for a completely original appearance

## 1965 Impala & Caprice Hood Spear

Restoration Parts

OER<sup>®</sup> reproduction hood spear for 1965 Impala and Caprice models. Each molding is precision die-cast creating an exact reproduction of the original. Prepackaged in OER<sup>®</sup> poly tube for maximum protection.

986188 65 Impala and Caprice



close up of front end of molding

## 1966 Impala & Caprice Hood Spear

Restoration Parts

OER<sup>®</sup> reproduction hood spear for 1966 Impala and Caprice models. Each molding is precision die-cast creating an exact reproduction of the original. Prepackaged in OER<sup>®</sup> poly tube for maximum protection.

986561 66 Impala and Caprice



## 1962 Chevrolet Full Size Passenger Car Hood Lip Molding

Restoration Parts

Outstanding reproduction of the hood lip molding for 1962 Chevrolet full size passenger car models. Each molding is die-stamped and features the "Chevrolet" words as shown. Includes mounting hardware. Prepackaged in an OER<sup>®</sup> polytube for protection. Licensed by General Motors.

3799051 62 full size



## 1963 Chevrolet Full Size Passenger Car Hood Lip Molding

Restoration Parts

OER<sup>®</sup> reproduction of the hood lip molding for 1963 Chevrolet full size passenger car models. Prepackaged in an OER<sup>®</sup> poly tube for protection. Licensed by General Motors.

3821976 63 Chevrolet full size passenger car



## 1964 Chevrolet Full Size Passenger Car Hood Lip Molding

Restoration Parts

OER<sup>®</sup> reproduction of the hood lip molding for 1964 Chevrolet passenger car models. Features the injection molded insert. Prepackaged in an OER<sup>®</sup> poly tube for protection. Licensed by General Motors.

Note: Shipped overseas.

3842091 64 full size



**OER AUTHORIZED**

## 1961 Full Size Upper Grill Moldings

Reproduction upper grill moldings for 1961 full size Chevrolet passenger cars including Impala, Bel Air, and Biscayne models. Manufactured from polished aluminum as original. Prepackaged in an OER<sup>®</sup> Authorized box.

810013 61 full size



**OER AUTHORIZED**

## 1964 Full Size Lower Grill Molding

Reproduction lower grill molding for 1964 full size Chevrolet passenger car models. Each molding is stamped to exact specifications for a perfect fit and original appearance.

811724 64 full size





# Chevrolet Full Size Passenger Car Moldings



## 1963 Full Size Upper Eyebrow Moldings

Reproduction of the upper eyebrow moldings for 1963 full size Impala and passenger car models. Fits on the upper outer section of the grill.

3827131	63	full size	LH
3827132	63	full size	RH



## 1955-57 Upper Paint Divider Moldings

OER® reproduction upper paint divider molding for 1955-57 2 and 4 door sedan 150/210 models, utility sedans and 210 Delray models. Manufactured to exact specifications and designed to replace the original exactly. Molding mounts at the paint divide between the quarter panel molding and the rear quarter window molding. Sold as pairs. Mounting clips are included. Prepackaged in OER® chipboard box.

748695	55	2 and 4 door sedan
748693	56-57	2 and 4 door sedan

## 1963 Full Size Lower Eyebrow Moldings

Reproduction of the front fender lower eyebrow moldings for 1963 Impala and Chevrolet full size passenger car models. Fits on the lower outer section of the grill.



K103	63	full size	LH and RH
------	----	-----------	-----------

## 1964 Full Size Eyebrow Moldings

Reproduction front fender eyebrow moldings for 1964 Chevrolet full size passenger models. Prepackaged in bag with OER® header card. OE #3845883 (LH), #3845884 (RH). Sold in pairs only.



K115	64	full size	LH and RH
------	----	-----------	-----------



## 1965 Full Size Eyebrow Moldings

Reproduction of the eyebrow moldings for 1965 Impala, Bel Air, and Biscayne models. Each molding will replace the original exactly. Prepackaged in OER® chipboard box with GM Restoration Parts™ logo.

3865253	65	full size	LH
3865254	65	full size	RH

## 1966 Full Size Eyebrow Moldings

Reproduction quality eyebrow moldings for 1966 full size Chevrolet models. Manufactured in bright finished aluminum and will install as original. Includes LH and RH moldings. Sold in pairs only.



B6601	66	full size	LH and RH
-------	----	-----------	-----------

## 1955 Bel Air Fender and Fender Extension/Door Moldings

OER® Authorized reproduction driver and passenger side fender moldings and fender extension/door moldings for 1955 Bel Air models. The fender moldings mount to the fenders and the extension moldings mount to the front of the door and acts as an extension of the front fender molding. These stainless steel moldings feature correct contours, finish, and mounts using original style mounting hardware.



TF400043	55	Bel Air	LH	fender molding
TF400044	55	Bel Air	RH	fender molding
TF400067	55	Bel Air	LH	extension molding
TF400068	55	Bel Air	RH	extension molding



## 1962 Impala Fender Ornaments

Reproduction front fender ornaments for 1962 Chevrolet Impala models. The ornaments are designed exactly as original. Die-cast, triple chrome-plated with correct mounting studs for an exact fit.

K331	62	full size	LH and RH
------	----	-----------	-----------



## 1962 Full Size Rocker Panel Moldings

Reproduction rocker panel moldings for 1962 full size Chevrolet passenger car models. Each molding is stamped to exact factory specifications with correct contours and finish for a perfect fit and an authentic appearance. Available individually or in a pair.

748559	62	full size	LH
748558	62	full size	RH
B4000	62	full size	LH and RH

# Impala Moldings

## 1955-57 Paint Divider Molding Clip — Set of 6

OE style reproduction molding clip to attach the vertical quarter panel (rear door on 4 doors) paint divider moldings on all 1955-56 models and 1957 150 models. Yellow zinc-plated steel clip includes SAE threaded style attaching nut. 3 required per paint divider. Sold as a set of 6. Prepackaged in OER® poly tube.



748629	55-56	point divider, all models
748629	57	point divider, 150 models

## 1963-64 Impala & SS Windshield Molding Set



OER® reproduction of the windshield reveal molding set designed to fit 1963-64 Impala and Super Sport models.



**Note:** Fits 2 door hardtop models only.

4838489	upper molding	4458514	lower molding RH
4873358	side molding RH	4458515	lower molding LH
4873359	side molding LH		

K121	63-64	Impala & SS
------	-------	-------------

## 1962-64 Impala & SS Back Glass Molding Set



OER® reproduction of the back glass reveal molding set designed to fit 1962-64 Impala and Super Sport models.



**Note:** Fits 2 door hardtop models only. Shipped overseas.


4838508	upper molding RH	3853546	quarter panel belt molding RH
4838509	upper molding LH	3853545	quarter panel belt molding LH
4838944	lower molding Center		

K123	62-64	Impala and SS
------	-------	---------------

## 1965-67 Impala Windshield Molding Set



OER® reproduction of the windshield reveal molding set designed to fit 1965-67 Impala, Super Sport, and Caprice models.



**Note:** Fits 2 door hardtop models only.

4467604	upper molding	4467228	lower molding RH
4467854	side molding RH	4467229	lower molding LH
4467855	side molding LH		

K124	65-67	Impala
------	-------	--------



## 1965-66 Impala and Super Sport Back Glass Molding Set

OER® reproduction of the back glass reveal molding set designed to fit 1965-66 Impala and Super Sport models.



**Note:** Fits 2 door sport coupe models only.

4478769	upper Molding	4478793	lower molding RH
4478990	side molding RH	4478794	lower molding LH
4478991	side molding LH		

K125	65-66	Impala and SS
------	-------	---------------

## 1963-64 Impala and SS Glass Molding Clip Sets

OER® reproduction of the windshield and back glass molding clip set designed to fit 1962-64 Impala and Super Sport models.



**Note:** Fits 2 door hardtop models only.

\*Officially Licensed by GM.

### Windshield Reveal Molding Clips

K142*	63-64	19 piece
-------	-------	----------

### Back Glass Reveal Molding Clips

K143	62-64	30 piece
------	-------	----------

## 1965-67 Impala, SS and Caprice Upper And Side Windshield Molding Clip Set



OER® reproduction of the windshield reveal molding clips for upper and side windshield moldings. For 1965-67 Impala, Super Sport, and Caprice models.



**Note:** Fits 2 door hardtop models only.

R368C	65-67	25 piece
4506041	65-67	individual clip

## 1965-66 Impala and SS Back Glass Molding Clips

OER® reproduction of the back glass reveal molding clips designed to fit 1965-66 Impala and SS 2 door sport coupe models only. OE #4474354. For use on upper, side and lower back glass moldings.



R369C	65-66	Impala and SS	22 piece
4474354	65-66	Impala and SS	individual clip

## 1965-66 Impala & Super Sport Back Glass Molding Clip

OER® reproduction of the back glass reveal molding clips designed to fit 1965-66 Impala and SS 2 door sport coupe models only. OE #4474354. For use on upper, side and lower back glass moldings.



4474354	65-66	Impala and SS	individual
---------	-------	---------------	------------



### 1965-68 Full Size Wheel Opening Moldings **OER** AUTHORIZED

Reproduction wheel well moldings for 1965-68 Chevrolet full size passenger car models. Each molding is stamped to exact factory specifications with correct contours and finish for an original appearance. Mounting screws included. 4 piece set.

3884061C	65	full size	expt wagon
C2367	66	full size	expt wagon
B1398	67	full size	all
B1399	68	full size	all



### 1969-70 Full Size Wheel Opening Moldings **OER** AUTHORIZED

Reproduction wheel well moldings for 1969-70 Chevrolet full size passenger car models. Each molding is stamped to exact specifications for an original fit and appearance. Mounting screws are included.

B1399A	69	full size	4 piece
B1438	70	full size	4 piece



### 1977-79 Full Size Wheel Opening Moldings **OER** AUTHORIZED

Reproduction wheel well moldings for 1977-79 Chevrolet full size passenger car models. Each molding is stamped to exact specifications for an original fit and appearance. Mounting screws are included. Not for station wagon models.

C2395	77-79	full size	front LH
C2394	77-79	full size	front RH
C2397	77-79	full size	rear LH
C2396	77-79	full size	rear RH



### 1980-90 Full Size Wheel Opening Moldings **OER** AUTHORIZED

Reproduction wheel well moldings for 1980-90 Chevrolet full size passenger car models. Each molding is stamped to exact factory specifications for an original fit and appearance. Mounting screws included.

B1393	80-90	full size	front LH
B1392	80-90	full size	front RH
B1391	80-90	full size	rear LH
B1390	80-90	full size	rear RH



### 1962 Impala/Full Size Cove Moldings

OER® reproduction of the tail lamp cove moldings for 1962 Impala/full size Chevrolet models except wagons. These polished aluminum moldings attach to the quarter panel and act as an extension of the trunk lid molding.

748618	62	cove moldings
--------	----	---------------



### 1962 Impala/Full Size Trunk Lid Molding

OER® reproduction of the upper trunk lid molding for 1962 Impala/full size Chevrolet car models. Fits on the rear upper section of the trunk lid. Each is contoured and stamped correctly for a perfect fit. Fits standard and SS models. Prepackaged in OER® poly tube.

748624	62	trunk lid molding
--------	----	-------------------



### 1962-64 Full Size Drip Rail Moldings **OER** AUTHORIZED

Reproduction outer roof drip rail moldings for 1962-64 full size Chevrolet 2 door hardtop models including Impala. Manufactured from aluminum as original for a factory correct appearance. Prepackaged in OER® poly tube.

M1738	62-64	full size
-------	-------	-----------



### 1964 Impala Trunk Spear **OER** AUTHORIZED

Reproduction OER® trunk spear for 1964 Chevrolet Impala models. This reproduction is manufactured to exact specifications. Officially Licensed by General Motors. Prepackaged in OER® poly tube for maximum protection.

3853674	64	Impala
---------	----	--------



### 1963 Impala/Bel Air Rear Corner Moldings **OER** AUTHORIZED

Reproduction of the rear outer corner (cove) moldings for 1963 full size Chevrolet cars including Impala and Bel Air models. Manufactured in polished aluminum as original. Sold in pairs. Includes attaching clips. Attaching clips also sold separately.

K812	63	moldings
4884435	63	clips



### 1964 Impala Rear Cove Panel Moldings **OER** AUTHORIZED

Reproduction rear cove moldings for 1964 standard Impala models. Each molding is stamped to exact factory specifications and features correct contours and proper brushed aluminum inner with polished edging as original. Includes mounting clips.

C2369	64	center panel
C2371	64	LH
C2370	64	RH

# Nova Moldings



3881472  
shown on car



3881472



3904654



3927930

## 1966-72 Chevy II/Nova Hood Lip Moldings



Reproduction hood lip molding for 1966-72 Chevy II/Nova models. This precision stamped molding is manufactured to exact specifications to ensure a perfect fit. It features the correct polished finish. Officially Licensed by General Motors.

3881472	66	Chevy II/Nova
3904654	67	Chevy II/Nova
3927930	68-72	Chevy II/Nova

## 1973-74 Nova Hood Molding

**OER AUTHORIZED**

Reproduction hood molding for all 1973-74 Nova models. Each molding features correct finish and contours for an authentic fit and appearance. Comes prepackaged in an OER® chipboard box.

13936	73-74	Nova
-------	-------	------



## 1962-64 Chevy II/Nova Hood Split Molding

**OER AUTHORIZED**

Reproduction hood split molding for all 1962-64 Chevy II/Nova models. Installs onto the centerline of the hood. Each molding is stamped to exact specifications for an original fit and appearance.

14071	62-64	Chevy II/Nova
-------	-------	---------------



## 1966 Chevy II/Nova Lower Grill Moldings

**OER AUTHORIZED**

Reproduction lower grill molding for the 1966 Chevy II/Nova models. This molding is manufactured from stamped aluminum as original for a perfect fit and appearance. Mounting hardware is not included.

N1220	66	Chevy II/Nova
-------	----	---------------

## 1968-72 Chevy II/Nova Eyebrow Moldings

**OER AUTHORIZED**

Manufactured in polished aluminum, these OER® Authorized reproduction moldings for 1968-72 Chevy II/Nova models attach to the front fender surrounding the headlamp area. Sold in pairs only. Prepackaged in OER® Authorized box.



K499	68-72	Chevy II/Nova
------	-------	---------------



## 1962-64 Nova Park Lamp Bezel Extension Moldings

These moldings are part of the appearance upgrade package found on 1962-64 300 and 400 Series Chevy II/Nova models. Each molding is produced in correct stainless steel as original. Sold in pairs only.

K513	62-64	Chevy II/Nova
------	-------	---------------



RH upper molding LH upper molding  
RH lower molding R1650 shown on car LH lower molding



R1650



K692

## 1962-74 Chevy II/Nova Windshield Moldings

**OER AUTHORIZED**

Reproduction front and rear windshield moldings for all 1962-67 Chevy II/Nova models. Available for 2 door hardtop and 2 door sedan models. Designed to exact factory specifications, each duplicates the original exactly for a perfect look and fit.

*Note: \*For use on coupe models only.*

### Front Windshield Molding Set

14384	62-67	2 door hardtop	4 piece
14385	62-67	2 door sedan	4 piece
R1650	68-74	2 door	4 piece

### Rear Window Molding Set

14386	62-65	2 door hardtop	8 piece
14387	66-67	2 door hardtop	5 piece

### Molding Clips

4847515	62-65	rear window	individual
R1130	62-65	rear window	28 piece
K692	68-72	lower windshield	pair

# Nova Moldings



## 1975-79 GM Nova/X-Body Windshield Molding Set

Reproduction of the front windshield molding set for 1975-79 Nova, Skylark, Omega, and Ventura models. This 6 piece set is designed to replace all the original moldings exactly. Manufactured in polished stainless steel.

N1448	75-79	molding	6 piece
9735939	75-78	lower corner clips	LH
9735938	75-78	lower corner clips	RH



## 1975-79 GM Nova/X-Body Back Window Molding Set

Reproduction of the rear windshield molding set for 1975-79 Nova, Skylark, Omega, and Ventura sedan models. This 5 piece set is designed to replace all the original moldings exactly. Manufactured in polished stainless steel.

N1449	75-79	5 piece molding set
4510031	75-79	lower center molding clip



shown on car

**OER AUTHORIZED**

## 1968-72 Chevy II/Nova Door Window Frame Moldings

Reproduction door frame moldings for all 1968-72 Nova models. Each molding is stamped to exact factory specifications and features correct contours and bright chrome finish for an original look and fit. Prepackaged in an OER® chipboard box.

B10014	68-72	Chevy II/Nova	8 piece
--------	-------	---------------	---------



C2388 -  
shown on car



C2388



R1628

## 1962-67 Chevy II/Nova Roof Drip Moldings **OER AUTHORIZED**

Reproduction side roof drip moldings for 1962-67 Chevy II/Nova models. Designed to factory specifications, each molding features the correct finish and contours for an original fit and appearance. 1966-67 moldings attach along the side roof line on coupe models.

C2388	62-65	Chevy II/Nova	2 door hardtop
R1628	66-67	Chevy II/Nova	coupe only



R1629



14388

## 1968-74 Nova Roof Drip Molding Set **OER AUTHORIZED**

OER® reproduction roof drip moldings for 1968-74 Nova models. Six piece set of stainless steel moldings attach along the side roof line.

R1629	68-72	Nova	6 piece
14388	73-74	Nova	6 piece

# Nova Moldings



## 1962-65 Chevy II/Nova Upper Side Molding Clip Set

Reproduction clips that attach the upper side reveal molding on 1962-65 Chevy II/Nova coupe models. Manufactured from high-quality die-cut stamped steel and made to original GM specifications. Each piece is black oxide plated. These clips slip onto the upper stainless steel trim molding and clip in place securely retaining the trim. Prepackaged in OER® poly tube.

13940	62-65	Chevy II/Nova	8 piece
-------	-------	---------------	---------



**OER** AUTHORIZED

## 1968-74 Chevy II/Nova Deluxe Lower Body Moldings

Reproduction lower body moldings for 1968-74 Chevy II/Nova Deluxe models. Designed to exact factory specifications and produced with correct finish for a perfect fit and authentic appearance.

C2389	68-74	Chevy II/Nova	8 piece
-------	-------	---------------	---------



N6801

## 1966-74 Nova Rocker Moldings

Correct reproduction rocker panel moldings for 1966-74 2 door Chevy II/Nova models. Each molding is precision stamped for exact quality replacement. We also offer the quarter panel extension moldings for 1968-74 models. Rocker and quarter molding are manufactured in aluminum and will install as original. Sold in pairs.

*Note: Shipped oversize.*

N6601	66-67	Nova	rocker moldings
N6801	68-74	Nova	rocker moldings
N6802	68-74	Nova	quarter extension moldings



## 1968-74 Chevy II/Nova Vinyl Top Moldings **OER** AUTHORIZED

Reproduction vinyl top moldings for 1968-74 Chevy II/Nova models fitted with a vinyl top. This 4 piece set includes the center moldings and the corners. Each molding features correct contours and finish. Stamped to exact factory specifications for an original fit and authentic appearance. Prepackaged in an OER® chipboard box.

14389	68-74	Chevy II/Nova	4 piece
-------	-------	---------------	---------



K4147

**OER** AUTHORIZED

## 1962-72 Chevy II/Nova Wheel Opening Moldings

OER® Authorized wheel opening molding for 1962-72 Chevy II/Nova models. Manufactured from aluminum as original, these moldings are stamped for a perfect fit and appearance. Includes mounting screws.

K4143	62-65	Chevy II/Nova	front	LH
K4144	62-65	Chevy II/Nova	front	RH
K4141	62-65	Chevy II/Nova	rear	LH
K4142	62-65	Chevy II/Nova	rear	RH
K4148	66-67	Chevy II/Nova	front	LH
K4147	66-67	Chevy II/Nova	front	RH
K4146	66-67	Chevy II/Nova	rear	LH
K4145	66-67	Chevy II/Nova	rear	RH
K4163	68-72	Chevy II/Nova	front	LH
K4162	68-72	Chevy II/Nova	front	RH
K4165	68-72	Chevy II/Nova	rear	LH
K4164	68-72	Chevy II/Nova	rear	RH



**OER** AUTHORIZED

## 1962-65 Chevy II/Nova Upper Trunk Molding

OER® Authorized reproduction of the 1962-65 Chevy II/Nova upper trunk cove molding. Manufactured from aluminum as original for a perfect fit and appearance. Includes mounting clips.

*Note: Not for use on wagon models.*

13931	62-65	Chevy II/Nova
-------	-------	---------------



**OER** AUTHORIZED

## 1962-65 Chevy II/Nova Outer Trunk Cove Moldings

OER® Authorized reproduction of the outer trunk cove moldings for all 1962-65 Chevy II/Nova models except wagon. Reproduced to exact OE specifications for a perfect fit and original appearance. Fits hardtop, sedan, and convertible models. Mounting hardware is included.

*Note: Not for use on wagon models.*

13932	62-65	Chevy II/Nova
-------	-------	---------------

# Chevrolet/GMC Truck Moldings



## 1947-55 1st Series Truck Hood Moldings

Replacement hood molding for 1947-55 1st series Chevrolet/GMC pickup, Panel, and Suburban models. Manufactured in stainless steel as a 1 piece design. Each molding is prepackaged in an OER™ poly tube for protection. Licensed by General Motors.

3681481	47-55	GMC
3681480	47-55	Chevrolet

## 1968 Truck Hood Lip Molding

Reproduction hood lip molding for 1968 Chevrolet/GMC truck models. Stamped to factory specifications with correct contours and finish for an authentic appearance.

CX1577	68	truck
--------	----	-------

## 1979-80 Truck Upper Grill Molding

Reproduction upper grill molding for 1979-80 Chevrolet/GMC truck models. Stamped to factory specifications and contours for an authentic appearance.

C2451	79-80	truck
-------	-------	-------

## 1979-80 Truck Lower Grill Molding

Reproduction lower grill molding for 1979-80 Chevrolet/GMC truck models. Features correct finish for an authentic appearance.

C2452	79-80	truck
-------	-------	-------

## 1967-68 GMC Eyebrow Moldings

Reproduction headlamp eyebrow moldings for 1967-68 GMC truck models. Stamped to factory specifications for an exact fit. Features correct contours and finish for an authentic appearance.

3887419	67-68	LH
3887420	67-68	RH

## 1967-68 Chevrolet Truck Eyebrow Moldings

OER™ reproduction of the eyebrow moldings for 1967-68 pickup, Panel, or Suburban models with the CST option package. Each molding is manufactured to exact specifications and designed to fit exactly as original. Prepackaged in OER™ poly tube with GM Restoration Parts™ logo.

3887419	67-68	LH
3887420	67-68	RH



## 1973-80 Truck Upper Fender Moldings

Reproduction upper fender moldings for 1973-80 Chevrolet/GMC truck models. Each molding is stamped to exact factory specifications for an authentic look and fit.

C2421	73-80	truck	LH
C2420	73-80	truck	RH



## 1973-91 Truck Lower Fender Moldings

Reproduction lower fender moldings for 1973-91 Chevrolet/GMC truck models. Each molding is stamped to exact factory specifications for an original look and fit.

C2423	73-91	truck	LH
C2422	73-91	truck	RH



## 1973-80 Truck Upper Door Moldings

Reproduction upper door moldings for 1973-80 Chevrolet/GMC models. Each molding is stamped to factory specifications for a perfect fit and original appearance.

C2425	73-80	truck	LH
C2424	73-80	truck	RH



## 1973-80 Truck Lower Door Moldings

Reproduction lower door moldings for 1973-80 Chevrolet/GMC truck models. Each molding is stamped to factory specifications for an authentic appearance.

C2427	73-80	truck	LH
C2426	73-80	truck	RH

## 1973-87 Truck Door Edge Moldings

Reproduction door edge moldings for 1973-87 Chevrolet/GMC truck models. Stamped to exact factory specifications for a perfect fit and original appearance.

C2429	73-87	truck	LH
C2428	73-87	truck	RH

# Chevrolet/GMC Truck Moldings


## 1973-80 Truck Upper/Lower Cab Molding

**OER AUTHORIZED**

Reproduction upper and lower cab molding for 1973-80 Chevrolet/GMC truck models. Each molding is stamped to OE specifications for an authentic fit and appearance.



C2430 73-80 upper/lower



C2403 - detail



C2404 - detail



C2403

C2402

**OER AUTHORIZED**

## 1973-91 Truck Wheel Opening Moldings

Reproduction wheel opening moldings for 1973-91 Chevrolet/GMC models. Stamped to factory specifications for a perfect fit and authentic appearance.

**C/K**

C2403	73-80	front	LH	chrome with black
C2402	73-80	front	RH	chrome with black
C2407	81-86	front	LH	chrome with black
C2406	81-86	front	RH	chrome with black
C2405	73-86	rear	LH	chrome with black
C2404	73-86	rear	RH	chrome with black

**R/V**

C2407	87-91	front	LH	chrome with black
C2406	87-91	front	RH	chrome with black
C2405	87-91	rear	LH	chrome with black
C2404	87-91	rear	RH	chrome with black



C2409 - detail



C2411 - detail



C2409

C2412

## 1988-00 Chevrolet Truck Wheel Opening Moldings

**OER AUTHORIZED**

Reproduction wheel well moldings for 1988-00 Chevrolet truck models. Each molding is stamped to factory specifications with correct contours and finish for an original fit and appearance. Available in black or chrome.

Mounting screws included.

*Note: Not for use on 1999-00 Silverado models.*

**C/K**

C2409	88-00	front	LH	chrome
C2408	88-00	front	RH	chrome
C2413	88-00	front	LH	black
C2412	88-00	front	RH	black
C2411	88-00	rear	LH	chrome
C2410	88-00	rear	RH	chrome
C2415	88-00	rear	LH	black
C2414	88-00	rear	RH	black



C2417

C2419

## 1988-91 Blazer/Jimmy

### Wheel Opening Moldings

**OER AUTHORIZED**

Reproduction wheel well moldings for 1988-91 Blazer/Jimmy models. Designed to factory specifications, each molding features correct bright chrome finish and proper contours for an original look and fit. Mounting screws included.

**R/V**

C2417	88-91	front	LH	chrome
C2416	88-91	front	RH	chrome
C2419	88-91	rear	LH	chrome
C2418	88-91	rear	RH	chrome



# Chevrolet/GMC Truck Moldings



**OER** AUTHORIZED

## 1973-80 Truck Upper Bedside Moldings

Reproduction upper bedside moldings for 1973-80 Chevrolet/GMC short bed truck models. Each molding is stamped to exact specifications for a perfect fit and original appearance.

C2436	73-80	truck	LH
C2435	73-80	truck	RH



## 1973-80 Truck Lower Front Bedside Molding **OER** AUTHORIZED

Reproduction lower front bedside moldings for 1973-80 Chevrolet/GMC truck models. Each molding features a black stripe and is stamped to original factory specifications for a perfect fit and original appearance.


C2432	73-80	truck	LH	short bed
C2431	73-80	truck	RH	short bed
C2438	73-80	truck	LH	long bed
C2437	73-80	truck	RH	long bed



## 1973-80 Truck Lower Rear Bedside Molding **OER** AUTHORIZED

Reproduction lower rear bedside moldings for 1973-80 Chevrolet/GMC truck models. Features a black stripe and is stamped to factory specifications for an original fit and appearance.

C2433	73-80	truck	LH	short bed
C2434	73-80	truck	RH	short bed
C2440	73-80	truck	LH	long bed
C2439	73-80	truck	RH	long bed



**OER** AUTHORIZED

## 1973-80 Blazer Bedside Moldings

Reproduction of the bedside moldings for 1973-80 Chevrolet Blazer models. Installed on the body sides. Each upper and lower molding is stamped to factory specifications with correct finish and black details for an original look and fit. Comes prepackaged in OER® poly tube.

C2448	73-80	Blazer	upper	LH
C2447	73-80	Blazer	upper	RH
C2444	73-80	Blazer	lower front	LH
C2443	73-80	Blazer	lower front	RH
C2433	73-80	Blazer	lower rear	LH
C2434	73-80	Blazer	lower rear	RH



**OER** AUTHORIZED

## 1967-72 Truck Upper Tailgate Moldings

Reproduction of the upper tailgate moldings for 1967-72 Chevrolet/GMC truck models. Attach to the tailgate on either side of the tailgate handle. Each molding is stamped to exact specifications for a perfect fit and original appearance.

C2276	67-72	truck	LH
C2275	67-72	truck	RH



**OER** AUTHORIZED

## 1967-72 Truck Lower Tailgate Molding

Reproduction of the lower tailgate molding for 1967-72 Chevrolet/GMC truck models. Each molding is stamped to exact specifications for a perfect fit and original appearance.

CX1341	67-72	truck	lower
--------	-------	-------	-------

## 1973-74 Truck Tailgate Molding **OER** AUTHORIZED

Reproduction upper or lower tailgate moldings for 1973-74 Chevrolet/GMC truck models. Manufactured in stamped steel to factory specifications for an authentic fit and appearance.

14149	73-74	truck	upper/lower
-------	-------	-------	-------------

# Chevrolet/Pontiac Rubber Stoppers



## 1967-68 Camaro Rubber Stopper Kit

OER® reproduction of the correct rubber stoppers for 1967-68 Camaro models. The door, hood, console, glove box, and trunk lid rubber stoppers are all here. Prepackaged in OER® poly tube.

**K88065 67-68 16 piece**



## 1967-68 Firebird Rubber Stopper Kit

Reproduction rubber stopper kit includes: the correct rubber stoppers needed for the doors, hood, trunk lid, console, and glove box on 1967-68 Firebird models. Prepackaged in OER® poly tube.

**K88060 67-68 20 piece**



## 1968-69 Camaro RS Rubber Stopper Kit

Reproduction rubber stoppers for 1968-69 Camaro RS models. Kit includes: the correct rubber stoppers needed for the doors, hood, trunk lid, console, glove box, and headlight door stoppers. The 1969 kit also includes the rear license plate stoppers for RS models. Prepackaged with OER® header card.

**K88064 68 20 piece**

**K88062 69 22 piece**



K88063



K88067

## 1962-74 Nova/X-Body Rubber Stopper Set

Reproduction rubber stopper set for 1962-74 Chevy II/Nova models. Each set includes: the rubber stoppers and pads for the hood, doors, trunk, and glove box. Will replace the original worn out bumpers to complete your restoration. Prepackaged in OER® poly tube.

**K88067 62-65 14 piece**

**K88068 66-67 12 piece**

**K88069 68-74 14 piece**



K88061

## 1969 Camaro/Firebird Rubber Stopper Kit

Reproduction rubber stoppers for 1969 Camaro/Firebird models. Kit includes: the correct rubber stoppers needed for the doors, hood, trunk lid, console, and glove box. The 1969 Camaro kit also includes the rear license plate stoppers. Enhance appearance as well as provide a secure fit for these components. Prepackaged in OER® poly tube.

**K88061 69 Firebird 20 piece**

**K88063 69 Camaro 18 piece**



## 1963-64 Impala/Full Size Rubber Stopper Set

Reproduction rubber stoppers for 1963-64 Chevrolet Impala/full size passenger cars. Set includes: hood, door, trunk, and ashtray stoppers. Enhance appearance as well as provide a secure fit for these components. Prepackaged in OER® poly tube. Sold in sets.

**K128 63-64 16 piece**



## 1970-81 Camaro Rubber Stopper Kit

Reproduction rubber stopper kit includes: the correct rubber stoppers needed for the doors, hood, trunk lid, console, and glove box. Prepackaged in OER® poly tube.

**K88066 70-81 20 piece**

## 1967-72 Chevrolet/GMC Truck Hood Stopper Set

Hood stoppers reduce rattling and help to keep your hood in proper alignment. Set includes: 4 side stoppers and 2 hood adjusting bolts with stoppers. Prepackaged in OER® poly tube.

**K918 67-72 6 piece**



# Chevrolet/Pontiac Rubber Stoppers

## 1970-84 Hood Rubber Bumper

Reproduction of the hood bumper designed to prevent damage when hood is closed. Includes correctly threaded stud with round rubber top. Prepackaged in OER® poly tube.

**Note:** Quantities vary by application. Use as required.



### Chevrolet

1970-81 Camaro  
1974-79 Nova  
1974-79 Impala  
1974-79 Malibu  
1974-79 El Camino  
1974-79 Monte Carlo  
1958-79 Corvette  
1976-79 Vega  
1976-79 Monza  
1976-79 Chevette  
1979-84 Truck

### Pontiac

1970-81 Firebird  
1976-79 Grand Prix  
1976-79 Ventura  
1976-79 Bonnevilles  
1976-79 Catalina  
1976-79 Safari  
1976-79 Lemans  
1976-79 Sunbird  
1976-77 Astre  
1978-79 Grand Am

### Buick

1976-79 Regal  
1976-79 Le Sabre  
1976-79 Century  
1976-79 Estate Wagon  
1976-79 Electra  
1976-79 Skylark  
1977-78 Riviera

### Oldsmobile

1976-79 Cutlass  
1976-79 Omega  
1970-79 Toronado  
1976-79 Sunfire  
1976-79 Ninety Eight  
1976-79 Delta 88

### Cadillac

1976-79 Seville  
1976-78 Deville  
1976-79 Eldorado  
1976-79 Fleetwood  
1976-79 Calias

340999 70-81

## 1982-04 GM Hood Adjust Stopper

Replacement hood stoppers for various GM models. These bumpers are manufactured in the correct configuration and include the adjuster bolt. Prepackaged in OER® poly tube.



1982-84 Camaro/Firebird  
1982-96 Impala/Caprice  
1982-88 El Camino  
1982-88 Monte Carlo  
1985-04 Corvette

14069250 82-04

## 1982-02 Outer Hood Adjuster Bumper

Reproduction hood adjuster bumpers that are correctly configured and designed to fit various 1982-02 GM models. These are the outer bumpers that attach to the outer portion of the tie bar near the fenders. Each rubber bumper duplicates the original exactly. Sold individually. 2 required per vehicle. Prepackaged in OER® poly tube.



2252599 82-02 Camaro

2252599 82-02 Firebird

2252599 86-90 Corvette

2252599 82-91 Chevrolet/GMC truck

## 1998-02 Camaro/Firebird Center Hood Adjuster Bumper

Correct replacement hood adjuster and bumper designed for 1998-02 Camaro and Firebird models. These are the front center bumpers that go on the fascia center support bracket. Each rubber bumper is manufactured to exact dimensions and will replace the original. 2 required per vehicle. Prepackaged in OER® poly tube.



10277069 98-02 2 required

## 1955 Chevrolet Car Hood Adjust Bumpers

Original style reproduction hood adjust bumpers designed for 1955 Chevrolet 150, 210, and Bel Air models. This set of 4 rubber bumpers are used in the front and the rear and is essential in helping to keep the hood aligned in the correct position. Prepackaged in OER® poly tube.



TF300213 55 set of 4

## 1993-97 F-Body Hood Adjuster Bumper Cap

Reproduction front hood adjuster cap for 1993-97 Camaro and Firebird models. 4 required. Prepackaged in OER® poly tube.



14093705 93-97 4 required

## 1967-69 Camaro Hood Stoppers

K900 67-69 side bumper  
3792828 67-69 rear outer bumper



A900

3/32X28



3984072



3973952



K922

GM Restoration Parts

## 1970-81 Camaro Hood Stoppers

3984072 70-81 rear bumper

3973952 70-81 rear outer bumper

K922 70-81 side bumper

## 1982-92 Camaro Hood Side Bumper

Correct reproduction hood side rubber bumper for 1982-92 Camaro models. Designed to replace the original worn out hood side bumper. Sold individually. 4 required per vehicle. Prepackaged in OER® poly tube.



14019215 82-92 4 required

K81915 82-92 set of 4



## 1967-68 Firebird Hood Side Stoppers

Reproduction hood side stoppers for 1967-68 Firebird models. Includes set of four. Prepackaged in OER® poly tube.

K131 67-68 4 piece

## 1970-81 Pontiac Hood Side Bumper

1970-81 Firebird - 6 required  
1970 full size Pontiac @ rear - 2 required  
1971-75 full size Pontiac @ front & center - 4 req.



9799712 70-81 Pontiac

## 1982-92 F-Body Hood Side Bumper

Reproduction rubber hood side bumpers for 1982-92 Pontiac Firebird and 1991 Camaro models. Designed as an anti-rattle and helps to keep the hood aligned properly. Sold individually. 4 required. Prepackaged in OER® poly tube.



1982-92 Firebird 1991 Camaro

10017997 82-92 Firebird

10017997 91 Camaro

# GM Rubber Bumpers/Stoppers



## 1959 Hood to Grill Bumpers

OER® reproduction hood to grill rubber bumper for 1959 Chevrolet car models including Impala, Bel Air, and El Camino. Designed to keep the hood from rattling. Sold as a pair. One pair required per vehicle. Prepackaged in OER® poly tube.

K2020 59 pair



## 1959-61 Full Size Hood Side Bumpers

Reproduction hood rubber bumpers for 1959-61 full size Chevrolet cars including Impala, Bel Air, and 1959-60 El Camino models. Designed to help keep the hood aligned and in the correct position. Each bumper duplicates the original and fits correctly. Sold as a pair. 1 pair required per vehicle. Prepackaged in OER® poly tube.

K4061 59-61 Impala/Bel Air  
K4061 59-60 El Camino

## 1969-72 Chevrolet Rear Hood Bumper

Reproduction rear hood bumper for 1969-70 full size Chevrolet passenger car, 1970 Chevelle, and 1971-72 Monte Carlo models. Sold individually. 2 required per vehicle.

1969-70 full size Chevrolet  
1970 Chevelle  
1971-72 Monte Carlo

3962891 69-72 2 required



## 1980-86 Chevrolet Full Size Hood Side Bumpers

Reproduction hood side runner bumper for 1980-86 Chevrolet Impala and Caprice models. Each bumper is an exact replica of the original. Sold individually.

14010567 80-90 4 required  
10109691 91-92 4 required  
10109691 93-96 2 required



3790654

## 1962-72 Chevy II/Nova Hood Stoppers

Correct reproduction rubber hood adjustment stoppers are available for 1962-72 Chevy II/ Nova models.

3790654 1962-65 side stoppers, 4pc  
3792828 1962-72 front stopper

## 1960-68 Truck Hood Bumpers

Reproduction hood rubber bumpers for 1960-66 Chevrolet and GMC truck models.

Each bumper duplicates the original and fits correctly. Sold as a pair. 1 pair required per truck. Prepackaged in OER® poly tube.

K4066 60-66 Chevrolet/GMC



## 1967-72 Chevrolet/GMC Truck Hood Side Stoppers

Reproduction hood side stoppers for 1967-72 Pickup, Suburban and 1969-72 Blazer/Jimmy models. Available in a set of four. Prepackaged in OER® poly tube.

K17 67-72 4 piece



## 1973-91 Truck Hood Bumper

Reproduction of the hood side bumper designed for 1973-91 GM truck models. We offer this correct replacement which fits on either side of the hood assembly. Sold individually. Prepackaged in OER® poly tube.

12337985 73-86 6 required  
12337985 87-91 4 required



## 1955-56 Cowl Vent Rubber Bumpers

OER® reproduction of the rubber cowl vent bumpers for 1955-56 Chevrolet car models. These bumpers prevent the cowl from rattling. Sold in a set of 8. One set required.

T300250 55-56 set of 8



## 1967-69 Firebird Radiator Support Filler Panel Stoppers

Reproduction of the rubber stoppers that fit onto the upper filler panel plate. For Firebirds originally equipped with factory AC or 400 engine. Prepackaged in OER® poly tube.

9789299 67-69 4 piece

## 1967-69 F-Body Console Lid/Ashtray Rubber Stopper

OER® reproduction of the rubber stopper for the console lid or ashtray on 1967-69 Camaro/Firebird models.

3919070 67-69 F-Body



## 1968-72 Chevrolet/GMC Ashtray Bumper

Reproduction ashtray bumper for 1968-72 Chevrolet/GMC pickup trucks, Blazer, and Suburban models. Manufactured from injection molded rubber as original. 2 required, sold individually. Prepackaged in OER® poly tube.

3936650 68-72 Chevrolet/GMC



## 1982-93 Impala/Caprice Glove Box Door/Ashtray Bumper

Reproduction anti-rattle rubber bumper for the glove box door on 1982-93 Impala and Caprice models and for the ashtray on 1990 models. Measures 5mm in height and fits a 3mm hole. Sold individually. 2 required per application. Prepackaged in OER® poly tube.

3955982 82-93 Impala/Caprice



## 1988-91 Truck Glove Box Bumper

Reproduction glove box door bumper for 1988-91 Chevrolet and GMC truck models. Manufactured to factory specifications from correct rubber material to fit and function as original. Sold individually. 2 required per vehicle.

15545964 88-91 Chevrolet/GMC



# GM Rubber Bumpers/Stoppers

## 1995-96 Firebird Ashtray Bumper

Reproduction instrument panel ashtray rubber bumper for 1995-96 Firebird models. Manufactured to factory specifications from correct rubber material to fit and function as original. Sold individually, 2 required per vehicle.



15545964 95-96 2 required

## 1997-02 F-Body Console Door/Console Ashtray Bumpers

This is a correct reproduction console door and console ashtray cover bumper for 1997-02 Camaro and Firebird models. Sold individually, use as required. Prepackaged in OER® poly tube.



17997865 97-02 console door  
17997865 97-02 console ashtray

## 1982-02 Inner/Outer Door Handle Bumper

Reproduction rubber bumper designed for the inner and outer door handle on 1982-02 F-Body models and front and rear door handles on 1987-96 Impala and Caprice models. Sold individually. Prepackaged in OER® poly tube.



### Camaro/Firebird

4812932 82-92 inner door (2 req)  
4812932 82-02 outer door (2 req)

### Impala/Caprice

4812932 87-96 inner f/r (use as req)  
4812932 87-96 inner rear (use as req)



## 1959-66 Chevrolet Rubber Door Stoppers

Reproduction rubber door stoppers for 1959-64 full size Chevrolet and 1962-66 Chevy II/Nova models. Set of 4.

1959-64 full size Chevrolet  
1962-66 Chevy II/Nova

4840894 59-64 full size  
4840894 62-66 Chevy II/Nova

## 1967-92 F-Body Door Stopper

Correct reproduction rubber door stopper available for 1967-92 Camaro and Firebird models. Stopper will help keep the door aligned when closed giving the car a cleaner appearance. Sold individually.



A4441 67-69 4 required  
20376243 70-92 2 pair required



## 1968-79 Chevy II/Nova Door Stoppers

These reproduction stoppers will help your door appearance as well as provide a secure fit when closing the doors. Prepackaged in OER® poly tube. Sold in a set.

K130 68-79 4 piece



## 1964-91 Chevrolet/GMC Truck Door Bumpers

Reproduction door bumpers for 1964-86 C/K and 1987-91 R/V model Chevrolet and GMC pickup trucks. Includes a set of four rubber bumpers to replace the bumpers on both doors. Prepackaged in OER® poly tube.

CX1493 64-91 4 piece

## 1955-57 Upper Window Stop Bumpers

Reproduction upper window stops for 1955-57 Chevrolet 150, 210, Bel Air, and Nomad models. Used to adjust the UP travel of the window. Set of 4 bumpers. Prepackaged in OER® poly tube.



TR300234 55-57 set of 4

## 1967 F-Body Door Window Rest Bumper

Reproduction door window rest bumper for 1967 Camaro and Firebird models. This bumper mounts to a bracket inside the door shell, and acts as a resting point when the door glass is in the lowered position. 1 required per door.



153595 67 Camaro/Firebird

## 1982-92 F-Body Window Stop Bumper

Reproduction rubber stop bumper for 1982-92 Camaro and Firebird models. Designed to keep the door glass from rolling down beyond the lower limit. Used for the down position on the cam. 2 required per car. Prepackaged in OER® poly tube.



16624604 82-92 F-Body

## 1968-81 GM Window Stop Bumper

Reproduction rubber stop bumper keeps the door glass from rolling down beyond the lowest travel point. Made from injection molded rubber with press fit retaining tab for easy installation. Use as stopper for down position (not on cam). Fits many GM applications listed below. 2 required per vehicle. Prepackaged in OER® poly tube.



1970-81 F-Body 1968-69 X-Body  
1970-76 B-Body 1970-72 A-Body

9810036 68-81 GM

## 1958-59 Rear Gas Filler Door Bumpers

OER® reproduction rubber bumper for the gas filler door on 1958-59 full size Chevrolet models. Keeps the door from rattling and slamming against the body when closing. Prepackaged in OER® poly tube.



K2011 58-59 pair

## 1962-64 Rear Gas Filler Door Bumpers

OER® reproduction rubber bumper for the rear gas filler door on 1962-64 full size Chevrolet cars. Keeps the door from rattling and slamming against the body when closing. Sold as a pair. One pair required. Prepackaged in OER® poly tube.



K1114 62-64 pair

## 1993-98 F-Body Fuel Tank Filler Bumper

Reproduction of the fuel tank filler door rubber bumper for all 1993-98 Camaro and Firebird models. This bumper attaches on the fuel filler pocket. Sold individually, 2 required. Prepackaged in OER® poly tube.



10257216 93-98 2 required

# Reproduction GM Weatherstrip



## 1988-00 Fleetside Truck Fuel Door Bumper

Reproduction of the fuel filler door bumper for all 1988-00 Chevrolet and GMC fleetside trucks. This rubber bumper acts as a anti-rattle for the side fuel door. 2 required. Prepackaged in OER<sup>®</sup> poly tube.

88891790 88-00 2 required

## 1960-61 Rear License Plate Bumpers

OER<sup>®</sup> reproduction rubber bumpers for the rear license plate on 1960-61 full size Chevrolet cars including 1960 El Camino. Sold as a pair. One pair required. Prepackaged in OER<sup>®</sup> poly tube.

K2018 60-61 pair

## 1991-96 GM Rubber Trunk Bumper

OER<sup>®</sup> reproduction rubber trunk bumper used by General Motors for the various applications listed below. Sold individually. 2 required per vehicle. Prepackaged in OER<sup>®</sup> poly tube.

1991-92 Camaro  
1991-92 Firebird  
1991-96 Impala/Caprice

10211204 91-96 2 required

## 1962-69 Chevrolet/Pontiac Trunk Lid Rubber Stopper

OER<sup>®</sup> reproduction of the rubber stopper for the trunk lid on the Chevrolet/Pontiac models listed below.

1967-69 Camaro/Firebird 1962-67 Chevy II/Novo  
1965-69 full size Chevrolet 1964-67 Chevelle

4721222 62-69 2 required

## 1990-00 Truck Tailgate Bumper

OER<sup>®</sup> reproduction of the tailgate rubber bumper for 1990-2000 Chevrolet and GMC trucks. Designed to keep the tailgate from rattling. Sold individually. 2 required per truck. Prepackaged in OER<sup>®</sup> poly tube.

15667103 90-00 2 required



## 1967-69 F-Body Convertible Top Frame Stoppers

Rubber stoppers for Camaro/Firebird are used to keep the top frame separated when folding into the well. Prepackaged in OER<sup>®</sup> poly tube. Sold in pairs.

4680380 67-69 F-Body



## 1947-81 GM Rubber Bumper

OER<sup>®</sup> reproduction rubber bumper used by General Motors for the various applications listed below. Prepackaged in OER<sup>®</sup> poly tube.

**Note:** Numbers in parenthesis is quantity needed per GM. All others are use as needed.

### Camaro

1967 radiator fan guard (two)  
1968 Rally Sport H/L cover  
1969 rear license plate

### Firebird

1967-69 radiator fan guard (two)

**Full Size Chevrolet**  
1959-60 front bumper valance  
1959-61 radiator grill to H/L filler panel (two)  
1960-65 front license plate  
1958-65 rear license plate (two)  
1961-62 door glass stop  
1964-66 hood lamp to hood

### Chevy II/Novo

1965-66 hood lamp to hood

### Truck

1947-59 hood to fender  
1960-65 front license plate  
1960-72 rear license plate (one)  
1961-62 door glass stop (one)  
1973-79 tail gate (two)  
1975-76 fender skirt

### Corvette

1955-60 rear license plate  
1962-75 front license plate  
1958-61 front bumper to body  
1958-61 front valance panel  
1961-65 door glass stop (two)  
1974-75 hood panel  
1974-75 carb air valve plug (one)

### Corvair

1960-69 rear license (two)  
1961-63 door glass stop  
1962-64 heater air inlet stop bumper  
1965-66 under hood lamp to hood

3762180 47-91 GM



## 1966-81 GM Hood/Seat Back Stopper

Replacement rubber bumper for various GM models. These rubber stoppers are designed to keep seats and hoods aligned properly. Sold individually. Use as required.

1966-67 Chevy II/Novo wagon 2nd seat lock side  
1961-74 full size 6 pass wagon 2nd seat lock side  
1972-74 full size hood rear  
1973-74 Chevelle hood rear  
1976-81 Malibu 2nd seat lock side  
1973-74 Suburban center seat back stop

9841451 66-81 GM



## 1955-59 Trunk/Rear License Plate Bumpers

OER<sup>®</sup> reproduction rubber bumpers for the upper trunk on 1955-59 full size Chevrolet cars and the rear license plate on all 1955-59 cars including 1959 El Camino. Sold as a pair. One pair required per application. Prepackaged in OER<sup>®</sup> poly tube.

K2019 55-59 pair



## 1963-90 GM Rubber Bumper

OER<sup>®</sup> reproduction rubber bumper used by General Motors for the various applications listed below. Prepackaged in OER<sup>®</sup> poly tube.

### Chevrolet Nova

1973-78 folding seat back (2 req.)  
1973-76 door lock remote control (use as req.)

### Chevrolet full size wagon

1963-67 fuel filler door (2 req.)

1965-69 spare tire cover (1 req.)

### Chevrolet Chevelle/Malibu

1978-81 license plate (2 req.)

1976-90 fuel filler door (2 req.)

### Pontiac Ventura

1976-79 folding seat (2 req.)

### Pontiac Bonneville

1978-81 fuel filler door (2 req.)

### Pontiac Le Mans


1978-81 fuel filler door (2 req.)

4880572 63-90 GM

# Windshield/Back Glass Weatherstrip



TF300087




## 1955-57 Chevrolet Passenger Car Windshield Seal

Reproduction windshield seal for 1955-57 Passenger Car models. This seal is manufactured to original specifications for an authentic fit and appearance. Prepackaged in OER® poly tube.

TF300087	55	Chevrolet passenger car	150 only
TF300088	55-57	Chevrolet passenger car	except 150/convertible



TF300144



## 1955-57 Chevrolet Passenger Car Back Glass Seal

Reproduction rear glass weatherstripping for various 1955-57 Chevrolet Passenger Car models. This seal surrounds the back window glass channel, as original.

TF300144	55-57	Chevrolet passenger car	2 door hardtop
TF300148	56-57	Chevrolet passenger car	1 sedan
TF300145	55-57	Chevrolet passenger car	1 Nomad



## 1962-64 Impala Back Glass Weatherstrip

OER® reproduction of the back glass weatherstrip seal for 1962-64 Impala 2 door hardtop models. Manufactured from quality molded rubber for a perfect fit. Prepackaged in OER® poly tube.

K8082	62-64	2 door hardtop
-------	-------	----------------



## 1962-67 Chevy II/Nova Windshield Glass Weatherstrip

Superb reproduction of the weatherstripping which surrounds the windshield glass channel. After years of use this weatherstrip usually needs to be replaced.

K4035	62-67	coupe or convertible
-------	-------	----------------------



## 1962-65 Chevy II/Nova Back Window Glass Weatherstrip

Superb reproduction of the weatherstripping which surrounds the back window glass channel. After years of use this weatherstrip usually needs to be replaced. 2 groove without stainless trim.

K4036	62-65	coupe
-------	-------	-------



## 1985-92 F-Body Windshield Seal Lock Strip

Reproduction windshield seal lock strip for 1985-92 Camaro and Firebird models. This lock strip secures the windshield glass and fills the gap between the glass and molding.

10103279	85-92	F-Body
----------	-------	--------




## Windshield/Back Glass Installation Tape

**OER AUTHORIZED**

Original type self-sealing glass installation tape used to install both the front windshields and glass on various models that do not use a pre-molded window gasket. Measures: 15' x 3/8". One roll does one windshield or rear glass.

K4122	various models
-------	----------------

# Reproduction GM Weatherstrip



## 1967-69 F-Body Hood to Cowl Seal

Weatherstrip seal which attaches to the cowl top vent grill and seals the area between the hood and cowl panel. Fits all 1967-69 Camaro and Firebird models. Prepackaged in OER® poly tube with the GM Restoration Parts™ logo.

3927464 67-69 F-Body



3962999 - side detail



14019217



R686



## 1970-92 F-Body Hood to Cowl Seal

Weatherstrip seal for 1970-92 Camaro/Firebird models which attaches to the cowl top vent grill and seals the area between the hood and cowl panel. This is a correct reproduction of the seal that features the correct configuration. Prepackaged in with OER® header card.

### Weatherstrip

3962999	70-81	Camaro
3962999	79-81	Firebird
14019217	82-92	F-Body

### Clip Kit

R686	70-81	18 piece
------	-------	----------



K8096



748621

## 1967-69 F-Body Radiator Support to Hood Seal and Clip Set

OER® reproduction radiator support to hood seal for 1967-69 Camaro and Firebird models with factory air conditioning. Made from high-quality extrusion molded rubber. Installs between the hood and the radiator support. Designed to keep the air from flowing over the core support, by forcing the air through the condenser and radiator. Clips sold separately. Prepackaged in OER® poly tube.

K8096	67-69	seal
748621	67-69	clips (9 pc)



## 1961-64 Impala/Full Size Hood to Cowl Seal

Reproduction hood to cowl seal for 1961-64 full size Chevrolet cars including Impala, Bel Air, and Biscayne models. Each weatherstrip attaches to the cowl panel and seals the area between the hood and windshield. Manufactured to exact specifications allowing the seal to install correctly and maintain a tight seal. Prepackaged in OER® poly tube.

3781200	61-62	Impala/Full size
3819258	63-64	Impala/Full size

## 1965-67 Impala/Caprice Hood Cowl Seal

OER® reproduction of the hood to cowl seal for all 1965-67 full size Chevrolet car models. Attaches to the cowl panel and seals the area between the hood and windshield. This reproduction is manufactured to exact specifications allowing the seal to install correctly and maintain a tight seal. Prepackaged in OER® poly tube.



K8095 65-67 Impala/Caprice



10221897



10230099



K9196

## 1991-96 Chevrolet Full Size Hood Seals

Reproduction front, hood to cowl, and rear outer corner hood seals for 1991-96 Chevrolet full size passenger car models. Manufactured from durable rubber, these seals are designed to keep the engine bay clean and dry. Prepackaged in OER® poly tube.

### Caprice Models

10221897	91-93	front hood seal
10230099	91-96	hood to cowl seal
K9196	91-96	rear corner seals

### Impala Models

10221897	91-96	front hood seal
10230099	91-96	hood to cowl seal
K9196	91-96	rear corner seals

## 1962-74 Chevy II/Nova Hood to Cowl Seal Weatherstrip

Reproduction weatherstrip seal which attaches to the cowl panel and seals the area between the hood and windshield. Manufactured to exact specifications allowing the seal to install correctly and maintain a tight seal. Fits 1962-74 Chevy II/Nova models as listed.

Note: \*Attaching clips not required.

K4058	62-67	w/attaching clips
K4055	68-74	w/o attaching clips



## 1967-72 GM Truck to Hood Cowl Seal

OER® reproduction of the hood to cowl seal for all 1967-72 Chevrolet and GMC trucks, Suburbans, and Blazer/Jimmy models. Seal will keep the rain and dirt that could creep under the hood out of the engine compartment. Prepackaged in OER® poly tube.



6270848 67-72 GM truck





## 1967-74 Chevrolet/Pontiac

### Firewall Cowl Seal Set

**GM** Restoration Parts

This set features the gaskets required to eliminate leaks through the firewall. Includes steering column to firewall seal, hood to cowl seal, cowl vent side seals, and wiper motor to firewall seal for 1967-69 F-Body and 1968-74 X-Body. Packaged with OER® header card featuring GM Restoration Parts™ logo.

K929	67-68	Camaro/Firebird
K930	68-74	Nova
K930	69	Camaro/Firebird



## 1970-72 Chevelle

### Hood Pin Plate Gasket

OER® reproduction hood pin plate gasket for all vehicles equipped with hood pins. This gasket is die-cut from heavy grade rubber.

K638	70-72	Chevelle
------	-------	----------



## 1955-57 Chevrolet Passenger Car

### Vent Window Seals

**OER AUTHORIZED**

Vent window rubber seals for 1955-57 Chevrolet two and four door hardtop, sedan, convertible, and Nomad models. Set includes two "C" weatherstrip pieces and two vertical weatherstrip pieces which is enough for both vent windows.

1F300114	55-57	hardtop
1F300114	55-57	convertible
1F300114	55-57	Nomad
1F300115	55-57	sedan



## 1967 Camaro/Firebird

### Vent Frame Weatherstrip

Correct molded reproduction of the 1967 Camaro and Firebird vent frame weatherstrip. Will replace the original exactly and features the correct configuration and original design. Includes both LH and RH weatherstrips. Prepackaged in OER® poly tube.

K4167	67	Camaro/Firebird
-------	----	-----------------



N4251

## 1962-72 Chevy II/Nova

### Vent Window Weatherstrip

OER® reproduction front door vent window weatherstrip for 1962-72 Chevy II/Nova models. Manufactured from quality rubber as original for a factory fit and appearance.

N4251	62-67	coupe/convertible
N4252	62-67	sedan or wagon
6810007	68-72	vent frame

vertical vent glass run felt channel



## 1967 F-Body Vent Glass Run Vertical

### Weatherstrip

**GM** Restoration Parts

Beautifully molded reproduction of the vertical vent glass weatherstrip. This is the correct weatherstrip which attaches to the vent frame on the window side and runs vertically down into the door frame. The 1967 Camaro and Firebird models were the first and only year that F-Bodies included a door vent glass window. Features correct molded ends as original.

K917	67	Camaro/Firebird
------	----	-----------------



K495

## 1967-69 Camaro/Firebird Conv.

### Pillar Post Weatherstrip

Quality reproduction of the rubber or latex pillar post weatherstrip originally installed on all 1967-69 Camaro and Firebird convertibles. Sold in pairs. Correct mounting fasteners are included with each pair of weatherstrip. Prepackaged in OER® poly tube.

K495	67	rubber
K496	68-69	rubber



## 1968-72 Nova Door

### Glass Upper Channels

OER® reproduction of the Nova door glass upper channels. Includes: 2 flexible upper channels and 2 flexible vertical glass runs. These replacement upper channels are designed to keep the window secure in the track when being rolled up or down. Also helps eliminate rattling.

PW1098	68-72	2 door sedan
--------	-------	--------------

## 1982-91 Camaro/Firebird Side

### Window Corner Filler Weatherstrip

Weatherstrips attach to the plastic corner filler at the front of the side windows on all 1982-91 Camaro and Firebird models. Be sure you don't forget this important rubber strip when replacing your 3rd generation weatherstrip. Reproduction features correct steel inserts for a great fitting replacement without the high cost of GM originals. Prepackaged in OER® poly tube.


20598023	82-91	LH
20598022	82-91	RH



# Camaro/Firebird Weatherstrip

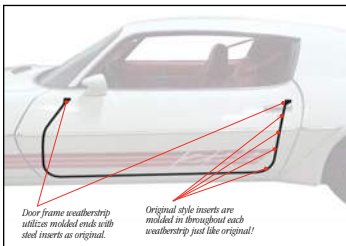
## 1967 F-Body Rubber Door Frame Weatherstrip

OER® offers the finest quality reproduction door frame weatherstrip for 1967 Camaro and Firebird models. Reproduction door frame weatherstrip is manufactured to original factory specifications, featuring correct molded ends with metal inserts, and original style plastic clips molded in for easy installation. All OER® weatherstrip is Officially Licensed by GM and features the GM Restoration Parts™ symbol on each prepackaged set. 1967 OE #7638507 LH, 7638506 RH.




GM Restoration Parts

W5500 67 F-Body LH and RH



## 1968-69 F-Body Rubber Door Frame Weatherstrip

OER® offers the finest quality reproduction door frame weatherstrip for your 1968-69 Camaro and Firebird models. Reproduction door frame weatherstrip is manufactured to original factory specifications, featuring correct molded ends with metal inserts and original style plastic clips molded in for easy installation. All OER® weatherstrip is Officially Licensed by GM and features the GM Restoration Parts™ symbol on each prepackaged set. 1968-69 OE #7719477 LH, 7719476 RH.



GM Restoration Parts

W5509

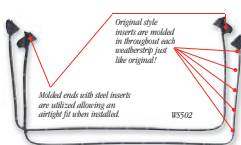
GM Restoration Parts

W5501 68-69 F-Body LH and RH

## 1970-92 F-Body Rubber Door Frame Weatherstrip

GM Restoration Parts

OER® offers the finest quality reproduction door frame weatherstrip for your 1970-81 Camaro and Firebird models. Reproduction door frame weatherstrip is manufactured to original factory specifications, featuring correct molded ends with metal inserts, and original style plastic clips molded in for easy installation. All OER® weatherstrip is Officially Licensed by GM and features the GM Restoration Parts™ symbol on each prepackaged set. OE #'s 1970-81 RH 9809376, LH 9809377. 1982-92 RH 20350900, LH 20350901.



W5502

W5502 70-81 F-Body LH and RH

W5507 82-92 F-Body LH and RH

## 1967 F-Body Latex Door Frame Weatherstrip

OER® door frame weatherstrip for 1967-69 Camaro and Firebird models is manufactured in OEM style soft latex rubber. Featuring correct molded ends with metal inserts and original style plastic clips molded in for easy installation. Latex rubber compound was the choice material that GM used originally and installed on all the early generation models. The material is softer and creates a desirable seal between the door and body frame. Latex weatherstrip is offered for the purist restorer who wants perfection or the daily driver who simply wants originality. OER® weatherstrip is Officially Licensed by GM and features the GM Restoration Parts™ symbol on each prepackaged set. Sold in pairs only.

1967 F-Body OE #7638507 LH, 7638506 RH

W5509 67 F-Body LH and RH




## 1988-92 F-Body Lower Door Weatherstrip Seal

OER® replacement seal fits onto the bottom door and acts as an auxiliary weatherstrip protecting water or elements from entering. Door frame weatherstrip works in conjunction with this strip. Two required per vehicle.

10125220 88-92 Camaro/Firebird

# Camaro/Firebird Weatherstrip



Restoration Parts

## 1967-69 F-Body Latex Roof Rail Weatherstrip

OER® roof rail weatherstrip for 1967-69 Camaro and Firebird models. Manufactured in OEM style soft latex rubber. Featuring correct ends and original style plastic clips molded in for easy installation. Each weatherstrip replaces the area from the outer side windshield pillar post area and along the entire roof rail section. Latex rubber compound was the choice material that GM used originally and installed on all the early generation models. The material is softer and creates a desirable seal between the roof rail and body frame. Latex weatherstrip is offered for the purist restorer who wants perfection or the daily driver who simply wants originality. OER® weatherstrip is Officially Licensed by GM and features the GM Restoration Parts™ symbol on each prepackaged set. Sold in pairs only.

1967 F-Body OE #7639152 LH, 7639151 RH  
1968-69 F-Body OE #7719483 LH, 7719482 RH

WS512 67 F-Body LH and RH

WS513 68-69 F-Body LH and RH



## 1967-69 Camaro/Firebird 5 Piece Convertible Roof Rail Weatherstrip Set

Restoration Parts

1967-69 Camaro/Firebird weatherstrip set includes the roof line weatherstrip for each side and the front windshield header weatherstrip. Side rail weatherstrip features pre-cut opening tabs for easy installation instead of small screw holes which are much more difficult to align. The front header weatherstrip features the correct style insert clips attached to the weatherstrip for easy installation. Our set duplicates the original configuration which allows a much easier installation while retaining the original appearance and leak resistance.

KL165 67-69 Camaro/Firebird 5 piece

## 1967 F-Body Rubber Roof Rail Weatherstrip

Restoration Parts

OER® offers the finest quality reproduction roof rail weatherstrip for 1967 Camaro and Firebird models. These weatherstrips replace the area from the outer side windshield pillar post and along the entire roof rail section. Manufactured to original factory specifications. All OER® weatherstrip is Officially Licensed by GM and features the GM Restoration Parts™ symbol on each prepackaged set. 1967 OE #7639152 LH, 7639151 RH.



WS503 67 F-Body LH and RH

## 1968-69 F-Body Rubber Roof Rail Weatherstrip

Restoration Parts

OER® offers the finest quality reproduction roof rail weatherstrip for your 1968-69 Camaro and Firebird models. These weatherstrips replace the area from the outer side windshield pillar post and along the entire roof rail section. Manufactured to original factory specifications, featuring correct molded ends with metal inserts for easy installation. All OER® weatherstrip is officially licensed by GM and features the GM Restoration Parts™ symbol on each prepackaged set. 1968-69 OE #7719483 LH, 7719482 RH



WS504 68-69 F-Body LH and RH

## 1967-81 F-Body Roof Rail Blow-Out Clips

Reproduction roof rail blow-out clips for 1967-81 Camaro and Firebird coupe models. Clips install at the front door window top outer corners to retain the roof rail weatherstrips. Prepackaged in OER® poly tube.




K3143 67-69 F-Body set of 4

9632840 70-81 F-Body pair

## 1970-92 F-Body Rubber Roof Rail Weatherstrip

Restoration Parts


OER® offers the finest quality reproduction roof rail weatherstrip for your 1970-92 Camaro and Firebird models. These weatherstrips replace the area from the outer side windshield pillar post and along the entire roof rail section. Manufactured to original factory specifications, featuring correct molded ends with metal inserts for easy installation. All OER® weatherstrip is officially licensed by GM and features the GM Restoration Parts™ symbol on each prepackaged set. OE #s 1970-81 9816709 LH, 9816708 RH. 1982-92 LH 10198207, RH 10198206.



WS505 70-81 F-Body LH and RH

WS508 82-92 F-Body LH and RH

# Reproduction GM Rubber Weatherstrip



## 1955-57 Chevrolet Sedan Upper Glass Run Channels

Reproduction upper glass run channels for 1955-57 Chevy two door sedan models. Manufactured to factory specifications with original style mounting points, and feature the correct round stainless bead with felt material. Sold as a pair. One pair required per car. Prepackaged in OER® poly tube.

TF401001	55-57	Chevrolet Sedan	2 door sedan
----------	-------	-----------------	--------------



## 1963-70 Chevrolet Full Size Roof Rail Weatherstrip

Reproduction roof rail weatherstrip for 1963-70 full size Chevrolet passenger car models including Impala and Caprice. Manufactured to original specifications to provide an authentic replacement for the entire roof rail weatherstrip. Sold in pairs. Prepackaged in OER® poly tube.

K430	63-64	Chevrolet full size	2 door hardtop
K431	65-66	Chevrolet full size	2 door hardtop
K456	67-68	Chevrolet full size	2 door custom coupe
K382	69-70	Chevrolet full size	2 door hardtop
K383	69-70	Chevrolet full size	4 door hardtop



## 1962-64 Chevy II/Nova Roof Rail Weatherstrip

OER® reproduction weatherstrips will replace your deteriorated or leaking originals. These weatherstrips are sold in pairs and will replace the entire roof rail weatherstrip for 1962-64 Chevy II/Nova 2 door coupe/hardtop. Prepackaged in OER® polybag.

K441	62-64	Chevy II/Nova	2 door hardtop
------	-------	---------------	----------------

## 1966-67 Nova Roof Rail Weatherstrip

OER® reproduction roof rail weatherstrip for 1966-67 Chevy II/Nova models. Manufactured from quality rubber to original specifications for a factory seal.



K451	66-67	Nova	coupe/hardtop
------	-------	------	---------------




## 1961-68 Chevrolet Full Size Door Frame Weatherstrip

Reproduction door frame weatherstrip for 1961-68 full size Chevrolet models including Impala, Bel Air, Biscayne, and Caprice. Manufactured to original specifications to provide an authentic replacement. Includes mounting clips. Sold in pairs. Prepackaged in OER® poly tube.

K426	61-62	2 door hardtop/convertible
K427	61-64	2 door sedan
K457	63-64	2 door hardtop
K428	65-66	2 door sedan
K452	65-66	2 door hardtop/convertible
B10011	67-68	Impala 2 door hardtop or convertible
B10011	67-68	Caprice convertible
B10011	67	Caprice 2 door hardtop



K8097



K8098

## 1960-72 GM Truck Door Frame Weatherstrip


Correct replacement weatherstrip designed for 1960-72 pickup models. Each weatherstrip is manufactured to exact specifications allowing a tight seal after installed. Sold as a pair. Prepackaged in OER® poly tube.

K8097	60-66	GM truck
K8098	67-72	GM truck

# Reproduction GM Rubber Weatherstrip



K442



K443



*Exact configuration for easy installation including door inserts installed in the correct mounting locations.*

## 1962-79 Chevy II/Nova Door Frame Weatherstrip

Reproduction door frame weatherstrip for 1962-79 Chevy II/Nova models. The door frame weatherstrip is installed on the outer frame of the door. Installation clips are included. Sold in pairs. Prepackaged in OER® poly tube.

K442	62-67	2 door hardtop/conv.
K440	62-67	2 door sedan
K443	68-72	2 door coupe
K445	73-79	2 door coupe
K4062	62-67	4 door sedan - front doors
K4064	62-67	4 door sedan - rear doors
K454	68-74	4 door sedan - front doors
K4063	68-74	4 door sedan - rear doors



## 1964-79 GM Door Handle Gasket Set

Restoration Parts

This OER® manufactured reproduction door handle gasket set will replace the originals exactly. Includes gaskets for LH and RH doors. 2 sets required for four door models. Fits 1967-69 Camaro and Firebird, 1965-70 full size Chevrolet models, and 1966-79 Chevy II/Nova, 1964-72 Chevelle.

R889 64-79 LH and RH

## 1958-90 GM Door Lock

### Cylinder Gasket Restoration Parts

Correct configuration of the original gasket used to seal the door lock cylinder mechanism to the outer door sheet metal assembly on numerous 1958-90 GM applications.

K940 58-90 GM



## 1964-81 Chevrolet/Pontiac Fender Skirt Splash Apron Set

Restoration Parts

Replace worn and brittle splash aprons with new reproductions to keep your engine compartment clean and free of water, salt and other road debris. Each set will install on both the driver and passenger side, and includes a full set of original type staples.

K631	64-65	Chevelle
K632	66-67	Chevelle
K633	68-72	Chevelle, with plastic wells
K634	68-72	Chevelle, with steel wells
K923	67-68	Camaro
K924	69	Camaro
K286	70-81	Camaro
K282	67-69	Firebird
K286	70-81	Firebird



## 1962-67 Chevy II/Nova Quarter Window Vertical Weatherstrip

This high-quality reproduction of the quarter window vertical weatherstrip is manufactured with OEM type rubber which will seal the area between the two side windows on 1962-67 two door coupe/hardtop models. Features correct style steel inserts. Sold in pairs. Prepackaged in OER® polybag.

K446 62-65 2 door coupe/hardtop

K447 66-67 2 door coupe/hardtop



## 1965-68 Chevrolet Full Size Quarter Window Seals

Reproduction quarter window weatherstrip for 1965-68 full size Chevrolet models including Impala and Caprice. These seals install vertically on the side quarter window edge where the quarter window meets the front door window. Sold in a pair. Prepackaged in OER® poly tube.

K264 65-66 2 dr coupe/fastback

K380 65-66 4 dr hardtop

K265 67-68 2 dr coupe/fastback

K381 67-68 convertible



## 1961-70 Chevrolet Full Size U-Shape Door Jamb Seals

Reproduction U-shape rubber molded weatherstrip originally installed on 1961-70 Chevrolet full size passenger car models. This seal attaches to the door jamb area under the quarter window vertical weatherstrip and seals the door jamb quarter section. Sold in pairs. Prepackaged in OER® poly tube.

K2016 61-64 hardtop

K2015 61-64 convertible

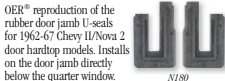
B366 65-66 LH and RH

K6768 67-68

2910009 69-70

## 1962-67 Chevy II/Nova U-Shape Door Jamb Seals

Features steel inserts



N180 62-65 LH and RH

N179 66-67 LH and RH

## 1967-69 F-Body U-Shape Door Jamb Seals

Features steel inserts



K356 67-69 F-Body



## 1962-67 Windlace End Caps

Correct reproduction of the end caps which insert in the door jamb area and finish the upper section where the windlace ends. These reproductions are excellent quality and will replace the originals exactly. Available in black only. Sold in pairs. Prepackaged in OER® poly tube.

K413 62-67 Chevy II/Nova

K516 67 Camaro/Firebird



## 1967-69 F-Body Interior Door Jamb Windlace Molding

Restoration Parts

An authentic reproduction of the door jamb windlace molding available for 1967 and 1968-69 Camaro and Firebird models! Manufactured in the original style materials featuring correct grain. This OER® reproduction is produced to exact specifications assuring an original fit and appearance. They are manufactured using rigid steel inserts allowing easier installation. Available in black only. Paint as required.

K514 67 F-Body

K515 68-69 F-Body

## 1968-72 Chevy II/Nova Door Jamb Windlace

Reproduction of the door jamb windlace for 1968-72 Chevy II/Nova 2 door models. These run from under the rear of the sill plate up the rear portion of the inner door jamb to the quarter glass. The upper end is capped off like original. Sold as a pair. Prepackaged in OER® poly tube.



detail view of windlace end caps

14683 68-72 Chevy II/Nova



installation detail



WL208 - detail



## Universal Snap-On Windlace by the Foot

AECA AUTHORIZED

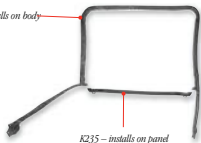
Replacement-style snap-on vinyl windlace, sold by the foot. Often used to seal interior rear door jamb edges to sill plates and much more. Featuring authentic vinyl grain texture, positive gripping power and rapid application, this flexible snap-on vinyl trim is ideal for classic car applications. Available in a variety of colors.

Note: Windlace is cut to your measurement and therefore is non-returnable.

WL200	black
WL201	bright red
WL202	dark red
WL203	bright blue
WL204	gold/tan
WL205	aqua/turquoise
WL206	dark blue
WL207	moss green
WL208	tan
WL209	silver
WL210	dark saddle
WL211	dark brown
WL212	parchment/off-white
WL213	bright white

# GM Weatherstrip/T-Top Components

K234 - installs on body



K235 - installs on panel

## 1978-81 F-Body Fisher T-Top Weatherstrip

Reproduction of the Fisher T-Top weatherstrip for mid 1978-81 Camaro/Firebird models. Fits Fisher T-Tops only. Purchase both K234 and K235 for complete replacement. Prepackaged in OER® poly tube.

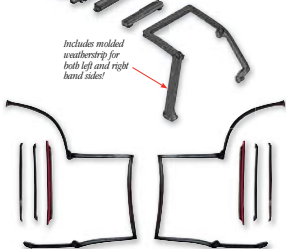


K234	78-81	F-Body	on body	LH and RH
K235	78-81	F-Body	on panel	LH and RH

Includes weatherstrip and plastic molded rails for left and right hand sides just like original!



Includes molded weatherstrip for both left and right hand sides!



10164133

## 1982-92 Camaro/Firebird T-Top Weatherstrip Set

Complete reproduction of the original 1982-92 F-Body T-Top weatherstrip including all the necessary components. This set includes the correct molded weatherstrip for both passenger and drivers sides, and plastic molded rails just like original! Instructions also included in each set. Prepackaged in OER® box.

**Important:** There are only two types of T-Tops for 1982-92 models. The easiest way to identify which type you have is to measure the T-Top length, where the glass fits under the center T-Bar factory installed (Fisher) = 30-1/4". Aftermarket installed cars and concepts = 25".

**Note:** Early 1988 models featured an interlocking slider bracket molded into the T-Top body side weatherstrip. The replacement weatherstrip does not feature the bracket but it will install and function correctly on early 1988 models.

10164133 82-92 Camaro/Firebird 8 piece



## 1978-81 Hurst T-Top Weatherstrip-1st Design

High-quality reproduction of the Hurst style 1st design T-top weatherstrip. This weatherstrip was primarily used with 1976 to early 1978 models. If the weatherstrip folds over to the headliner area it would be considered 1st design. The Hurst 2nd design includes a molding which runs between the weatherstrip and headliner area. The set includes the four basic weatherstrip pieces which replace both sides of the hatch. Prepackaged in OER® poly tube.

WS233	78-81	Camaro
WS233	78-81	Firebird

## 1978-81 Fisher T-Top Retaining Clip Grommet

Reproduction of the injection molded plastic T-Top retaining clip grommet that was designed for 1978-81 Camaro and Firebird models with Fisher style T-tops. Each grommet is manufactured to exact specifications. Sold individually. 4 required per vehicle. Prepackaged in OER® poly tube.



20066276	78-81	Camaro
20066276	78-81	Firebird



## 1978-92 GM T-Top Handles

Reproduction of the handles that secure and release the T-Tops on various GM models. Manufactured to factory specifications and chrome plated as original. Correct attaching screws are included. Prepackaged in OER® chipboard box.

### Chrome

1978-81 Camaro	1978-81 Firebird
1978-85 Monte Carlo	1978-85 Olds Cutlass
1978-85 Buick Regal	1978-85 Grand Prix

### Black

1982-92 Camaro	1982-92 Firebird
----------------	------------------

K22938	78-85	chrome
K22939	82-92	black

# Chevrolet/Pontiac Weatherstrip/Paint Seal Kits

## Camaro Gaskets



### 1967-68 Camaro Tail Lamp Bezel to Body Gaskets

OER® reproduction molded tail lamp to body gaskets which act as a cushion between the tail light bezel and the rear body panel. Includes LH and RH gaskets. Prepackaged in OER® poly tube. OE #5959355 (LH), 5959356 (RH).

5959355 67-68 molded rubber



### 1967-68 Camaro RS Park Lamp Housing Gaskets

Includes 2 gaskets for mounting the park lamp assemblies to the valance panel. Exact reproduction of original park lamp housing gaskets. Prepackaged in OER® poly tube.

5959235 67-68 molded rubber



### 1967-68 RS Back-Up Housing to Body Gaskets

Reproduction gaskets for 1967-68 Camaro Rally Sport back-up lamp assemblies. Inserts between the lamp housing and rear body panel. Manufactured with dense foam materials offering a tight, leak-proof seal. Prepackaged in OER® poly tube.

3899801 67-68 molded rubber



### 1969 RS Back-Up Lamp Housing to Body Gaskets

Reproduction back-up lamp gaskets for 1969 Camaro Rally Sport models. Mounts between the back-up lamp housing and the body.

22551 69 with Rally Sport



### 1970-73 Camaro Park Lamp Gaskets

OER® reproduction "molded" park lamp gaskets for 1970-73 Camaro models except Rally Sport. These original style molded gaskets fit between the lens and housing and will ensure a better fit and seal than other aftermarket stamped foam gaskets.

K1115 70-73 Camaro

## Firebird Gaskets



### 1970-81 Firebird Side Marker Lamp Lens Gaskets

OER® reproduction side marker lens gasket for 1970-81 Firebird models. Mounts between the lens and the housing on both the front and rear side markers.

5963134 70-81 front or rear



### 1968 Firebird Park Lamp Lens Gaskets

Reproduction molded park lamp lens gaskets for 1968 Firebird models. Mounts between the lens and the housing.

5960073 68 lens to housing

## Nova Gaskets



### 1966-67 Nova Tail Lamp Bezel to Body Gaskets

Reproduction of the gaskets used to seal the tail lamp bezel to the body. These heavy weight reproductions will help eliminate water or other elements from entering the trunk area. Includes 2 gaskets. Prepackaged in OER® poly tube. OE #7587759.

7587759 66-67 molded rubber



### 1968-69 Nova Tail Lamp Bezel to Body Gaskets

Reproduction of the gaskets used to seal the tail lamp bezel to the body. Includes 2 gaskets. Prepackaged in OER® poly tube. OE #7730113.

7730113 68-69 molded rubber



### 1970-72 Nova Tail Lamp Bezel to Body Gaskets

Manufactured with OEM equivalent materials, you can replace your originals and reseal your lamp assembly to prevent damage. Gaskets seal the area between the tail lamp assembly and the body. Sold in pairs.

5963118 70-72 molded rubber



# Chevrolet/Pontiac Weatherstrip/Paint Seal Kits



1969 standard or RS paint seal set - K927


## 1967-69 Camaro Paint Seal Sets Restoration Parts

OER® manufactured sets designed to replace the gaskets that touch the paint including door handles, door lock cylinders, tail light bezels, side marker bezels, door mirror, antenna base, and trunk lock cylinder. Each gasket is manufactured to exact specifications. Prepackaged in OER® poly tube.

*Note: Contents and quantities of items may vary by year.*

K925	67	Camaro	standard
K926	68	Camaro	standard
K927	69	Camaro	standard or RS
K928	67-68	Camaro	RS park and back-up lamps

Correct channel fits below tailgate glass as shown.



Restoration Parts

N131

## 1962-64 Nova Wagon Tailgate Glass Channel

A unique opportunity to replace this often forgotten detail on the tailgate of station wagons. The window glass channel is designed to replace the bent or missing original. Once installed, it will provide a solid mounting point for the base of your wagon's rear window.

N131	62-64	Nova Wagon
------	-------	------------



## 1967-69 Camaro/Firebird Trunk Weatherstrip Gutter Set

Reproduction 1967-69 Camaro/Firebird 3 piece trunk gutter set used to help install the trunk weatherstrip around the inner trunk area. Prepackaged in OER® box.

K281	67-69	Camaro/Firebird
------	-------	-----------------

Rubber Style Weatherstrip for Trunks!



W3516 - 1958 full size

Restoration Parts

## 1955-81 Chevrolet/Pontiac Trunk Weatherstrip

After several years, the original trunk weatherstrip can become brittle and break leaving gaps for water to enter. Avoid the damage caused by your trunk area and offer your customers weatherstrip that's properly configured. Choose from rubber or original style latex material. OER®'s weatherstrip is extruded to fit the groove around the trunk body securely and tightly to avoid water entering the trunk. Installs using 3M brand weatherstrip adhesive (sold separately).

### Rubber Weatherstrip

TF300151	55-56	except wagon (rubber)
TF300152	57	except wagon (rubber)
W5516	58-75	full size Chevrolet (rubber)
K4010	62-74	Chevy II/Novo (rubber)
3061316	75-79	Novo (rubber)
K3020	67-81	Camaro/Firebird (rubber)
20490800	76-81	full size Chevrolet (rubber)



Restoration Parts

## 1974-79 GM Nova/X-Body Hatchback Weatherstrip

Correct reproduction of the hatchback weatherstrip for 1974-79 X-Body models with hatchback rear cargo areas. Reproduction weatherstrip features correct extruded dimensions. Prepackaged in OER® polybag.

1974-79	Chevrolet Nova	1974-79	Oldsmobile Omega
1974-79	Buick Apollo	1978-79	Pontiac Phoenix
1974-77	Pontiac Ventura	1975-79	Buick Skylark

20490800	74-79	GM X-Body
----------	-------	-----------

# Chevrolet Seals/Gaskets



## 1964-65 Chevelle/El Camino License Lamp Lens Gasket

OER® reproduction license lamp lens gasket for 1964-65 Chevelle models. This gasket is die-cut from 3/16" thick closed cell neoprene.

K640 64-65 Chevelle/El Camino



## 1969 Chevelle/El Camino Park Lamp Gaskets

OER® reproduction gasket seals the park lamp lens mounted in the front bumper on 1969 Chevelle and El Camino models. This gasket is die-cut from 3/16" thick closed cell neoprene.

K639 69 Chevelle/El Camino

## 1962-65 Chevy II/Nova Rear Bumper To Body Seal

Excellent reproduction of the 1962-65 Chevy II/Nova rubber body seal strip used to seal and fill the area between the rear bumper and the body.



K4060 62-65 Chevy II/Nova



## 1968-72 Chevy II/Nova Rear Bumper to Body Seal

Excellent reproduction of the body seal strip used to seal and fill the area where the rear bumper meets the body on 1968-72 Chevy II/Nova models. Packaged in OER® poly tube.

3938680 68-72 Chevy II/Nova



## 1966-67 Chevelle Rear Bumper to Body Seals

OER® reproduction rear bumper to body seals for 1966-67 Chevelle models. These seals are manufactured from die-cut high grade rubber and will fit as original.

K635 66-67 Chevelle



## 1965-67 Full Size Chevrolet Car Door Panel Retainer/Window Guide

Reproduction of the door panel retainer/window guide for 1965-67 full size Chevrolet cars. Used to support the door panel and guide the door glass when being rolled up or down. Features the correct felt padding designed to keep the window from being scratched. Prepackaged in OER® poly tube with GM logo.

4541699 65-67 full size



## 1968-69 F-Body Inner Door Panel Retainer/Window Guide

Inner door panel retainer/window guide is used to support the inner door panels and includes the felt pad used to guide the window when rolling up or down. The retainer/window guide includes the correct felt padding designed to keep the window from being scratched. Each vehicle requires 2 retainer/window guides per door. Fits 1968-69 Camaro/Firebird front door only. 2 fronts, 2 rears required per car.

7698543 68-69 front guide  
7698542 68-69 rear guide



## 1968-69 F-Body Window Guide Plates

OER® reproduction of the door window guide plate for 1968-69 Camaro and Firebird models. Used to guide the door glass when it is being rolled up or down. Features the correct felt padding designed to keep the window from being scratched. Sold as a pair. 2 pair required per car. Includes mounting screws. Prepackaged in OER® poly tube.

K687 68-69 Camaro/Firebird



## 1970-79 Camaro/Firebird Inner Door Panel Retainer Plate

Inner door panel retainer plate used to support door panels when replacing or installing new panels. The front door center and rear support retainer includes correct felt padding (as pictured) used to keep the front door window from scratching when being rolled up and down. The forward support plate is used to hold the inner door panel in place at the front upper section and does not include felt padding.

K685 70-78 forward plate  
K760 70-79 center/rear retainer



## 1982-92 F-Body Door Glass Stabilizer

Reproduction door glass stabilizers for 1982-92 Camaro and Firebird models. These stabilizers keep the door window glass from rattling when in a partially lowered or down position. Sold individually. 4 required.

20192983 82-87 4 required  
10198277 88-92 4 required

# Camaro/Firebird Replacement Glass

Replacement glass for 1967-81 models from OER®



EZ-Eye non-date coded markings



Soft-Ray date coded markings

## 1967-69 F-Body Complete Glass Kits

OER® reproduction glass kits for 1967-69 Camaro coupe and convertible models. Manufactured to factory specifications available as a standard replacement for the restorer on a budget with no markings, or choose from our OER® premier glass that features era correct aftermarket markings and finally our OER® premier date coded glass that features all original date coding. All date coded tinted glass also features the correct "Soft-Ray" script.

**Note:** Convertible back glass not included. Shipped truck freight.

### OER® Standard Replacement

Clear			
E350C	67	coupe	- 8 pc.
E352C	67	conv.	- 8 pc.
E351C	68-69	coupe	- 6 pc.
E353C	68-69	conv.	- 6 pc.

Tinted			
E350T	67	coupe	- 8 pc.
E352T	67	conv.	- 8 pc.
E351T	68-69	coupe	- 6 pc.
E353T	68-69	conv.	- 6 pc.

### OER® Premier Era Correct Replacement

Clear			
881119C	67	coupe	- 8 pc.
881120C	67	conv.	- 8 pc.
881121C	68-69	coupe	- 6 pc.
881122C	68-69	conv.	- 6 pc.

Tinted			
881119T	67	coupe	- 8 pc.
881120T	67	conv.	- 8 pc.
881121T	68-69	coupe	- 6 pc.
881122T	68-69	conv.	- 6 pc.



front windshield



front windshield



back window glass



door glass



door glass



1967 vent glass quarter window glass



E355T - 1971-74 F-Body coupe glass kit



back window glass

E350T - 1967 F-Body coupe glass kit

## 1971-81 F-Body Complete Glass Kits

OER® glass kits for all 1971-81 Camaro models. Manufactured to factory specifications available as standard replacement glass. Windshield glass features built-in antenna.

**Note:** 1971-74 uses 1971 2nd design door glass. \*With rear window defroster. \*\*Without rear window defroster.

E355C	71-74	clear	- 4 pc.
E355T	71-74	tinted	- 4 pc.
E356C*	75-81	clear	- 4 pc.
E356TD*	75-81	tinted	- 4 pc.
E356T**	75-81	tinted	- 4 pc.

### OER® Premier Date Coded

**Important:** Please have the conv trim plate information on hand when ordering date coded glass. (Located on the conv panel). Special order item.

Clear			
153494C	67	coupe	- 8 pc.
153495C	67	conv.	- 8 pc.
153496C	68-69	coupe	- 6 pc.
153497C	68-69	conv.	- 6 pc.

Tinted			
153494T	67	coupe	- 8 pc.
153495T	67	conv.	- 8 pc.
153496T	68-69	coupe	- 6 pc.
153497T	68-69	conv.	- 6 pc.

# Chevrolet/Pontiac Replacement Glass



## 1967-81 F-Body Glass

Reproduction of the tinted or clear windshield and rear window glass for 1967-81 Camaro and Firebird models. Windshield glass features the tinted upper band section. Manufactured from tempered laminate safety glass designed for protection against road debris. Each glass is professionally packed with extra care to avoid damage during shipping. Windshield glass supports are manufactured from stamped galvanized steel with a rubber coated foot as original.

*Note: Shipped truck freight.*

### Windshield Glass

153461C	67-69	coupe	clear with markings
153461T	67-69	coupe	tinted with markings
FW688	67-69	coupe	clear w/o markings
FW688T	67-69	coupe	tinted w/o markings
FW689	67-69	convertible	clear
FW689T	67-69	convertible	tinted
FW785	70-81	with antenna	clear
FW785T	70-81	with antenna	tinted

### Rear Window Glass

BG3814	67-69	clear	coupe only
BG3814T	67-69	tinted	coupe only
BG4296	70-74	clear	
BG4296T	70-74	tinted	
BG5291	75-81	clear	
BG5291T	75-81	tinted	

### Windshield Glass Supports


CI269	67-69	Camaro
CI269	68-77	Nova
CI269	68-72	Chevelle
CI269	70	full size Chevrolet
9624995	70-81	Camaro/Firebird

## 1967-81 F-Body Door Glass

Reproduction of the front door window glass for 1967-81 Camaro and Firebird models. Replace scratched, broken or missing originals with these OEM quality replacements. Each glass is professionally packed with extra care to avoid damage during shipping.

*Note: Shipped oversize. \*\*Shipped double oversize.*

FD3811	67	LH	clear
FD3810	67	RH	clear
FD3813	67	LH	tinted
FD3812	67	RH	tinted
FD4044	68-69	LH	clear
FD4043	68-69	RH	clear
FD4046	68-69	LH	tinted
FD4045	68-69	RH	tinted
FD4704*	71-81	LH	clear
FD4703*	71-81	RH	clear
FD4706*	71-81	LH	tinted
FD4705*	71-81	RH	tinted



## 1967 F-Body Vent Window Glass/Assembly

OER<sup>®</sup> reproductions of the vent window glass or assemblies for 1967 Camaro and Firebird models. The assemblies feature a chrome frame, vent window handle, vent glass with seals, and division bar with the felt insert. Mounting hardware and adjustment screws are included. Available with clear or tinted glass. Vent frame assembly adjustment screws are also sold separately. Prepackaged in OER<sup>®</sup> box.

### Vent Window Glass Only

VG3809	67	LH	clear
VG3808	67	RH	clear
VG3811	67	LH	tinted
VG3810	67	RH	tinted

### Vent Window Assembly

F527C	67	LH	clear
F526C	67	RH	clear
F527T	67	LH	tinted
F526T	67	RH	tinted

### Vent Frame Assembly Adjustment Screws

7661399	67	upper	2 required
7657975	67	lower	2 required
K9154	67	upper and lower	1 kit required

## 1967-89 F-Body Quarter Window Glass

Reproduction of the quarter window glass for 1967-69 Camaro and Firebird models. Replace scratched, broken or missing originals with these OEM quality replacements. Each glass is professionally packed with extra care to avoid damage during shipping.



QG3813	67-69	LH	coupe	clear
QG3812	67-69	RH	coupe	clear
QG3815	67-69	LH	coupe	tinted
QG3814	67-69	RH	coupe	tinted
QG4042	67-69	LH	convertible	clear
QG4041	67-69	RH	convertible	clear
QG4044	67-69	LH	convertible	tinted
QG4043	67-69	RH	convertible	tinted

# Chevrolet/Pontiac Replacement Glass



FW660T

## 1963-68 Impala/Full Size Tinted Windshield Glass **OER** AUTHORIZED

OER® Authorized windshields are tempered laminate safety glass designed for protection against road debris. We offer these windshields in the factory tinted style. Glass is professionally packed with extra care to avoid damage during shipping.

*Notes: Shipped truck freight.*

### Hardtop/Convertible

FW626T	63-64	2 door
FW660T	65-68	2 or 4 door

### Sedan/Wagon

FW631T	63-64	4 door
--------	-------	--------

**OER** AUTHORIZED



TF400442

TF400819

TF400818

## 1955-57 Vent Window Frames

OER® Authorized reproduction of the inner and outer vent window frames for all 1955-57 models. Each inner frame is chrome-plated for a correct appearance. The vent window latch is included on the inner frame where applicable. Prepackaged in OER® Authorized box.

*Notes: \*Convertibles did not have a vent window latch.*

### Inner Frames

TF400442	55-57	hardtop/nomad
TF400444	55-57	sedan/wagon
TF400443*	55-57	convertible

### Hardtop/Convertible – Outer Frames

TF400814	55-57	LH
TF400815	55-57	RH

### Sedan/Wagon – Outer Frames

TF400818	55-57	LH
TF400819	55-57	RH

## 1955-57 Vent Window Assembly **OER** AUTHORIZED

OER® Authorized reproduction of the vent window assembly for all 1955-57 models. Each assembly includes the inner frame, outer frame, rubber seals, vertical division bar, and the glass assembled and ready to install in the car. Available with clear, tinted or smoke glass. Prepackaged in OER® Authorized box.

### Hardtop

TF400983C	55-57	LH	clear
TF400984C	55-57	RH	clear
TF400983I	55-57	LH	tinted
TF400984I	55-57	RH	tinted
TF400983S	55-57	LH	smoke
TF400984S	55-57	RH	smoke

### Convertible

TF400981C	55-57	LH	clear
TF400982C	55-57	RH	clear
TF400981I	55-57	LH	tinted
TF400982I	55-57	RH	tinted
TF400981S	55-57	LH	smoke
TF400982S	55-57	RH	smoke

### Sedan/Wagon

TF400979C	55-57	LH	clear
TF400980C	55-57	RH	clear
TF400979C	55-57	LH	tinted
TF400980T	55-57	RH	tinted
TF400979S	55-57	LH	smoke
TF400980S	55-57	RH	smoke

## 1958-68 Impala/Full Size Front Door Vent Glass **OER** AUTHORIZED

OER® Authorized vent glass for Chevrolet full size passenger car models. Offered in clear or the factory tinted style. Glass is professionally packed with extra care to avoid damage during shipping.

### Clear

VG3406C	65-66	Impala conv.-LH
VG3405C	65-66	Impala conv.-RH
VG3406C	65-68	Impala 4 dr hardtop-LH
VG3405C	65-68	Impala 4 dr hardtop-RH
VG3406C	66-67	Caprice 2 dr hardtop-LH
VG3405C	66-67	Caprice 2 dr hardtop-RH
VG3406C	67-68	Impala 2 dr hardtop-LH
VG3405C	67-68	Impala 2 dr hardtop-RH

### Tinted

VG2200T	58	sport coupe/conv.
VG2230T	59-60	2 & 4 dr hardtop/conv.
VG2325T	61-62	2 & 4 dr hardtop/conv.
VG2434T	63-64	2 dr hardtop/conv.



TF400979C



QG2402C




QG3821C

## 1958-68 Impala/Full Size Quarter Window Glass **OER** AUTHORIZED

OER® Authorized quarter window glass for 1958-68 Chevrolet Impala/full size models is offered in the factory clear style. Glass is professionally packed with extra care to avoid damage during shipping.

QG2232C	59-60	2 dr hardtop
QG2236C	59-60	convertible
QG4319C	61-62	2 dr hardtop
QG2339C	61-64	convertible
QG2402C	62-64	2 dr hardtop
QG3822C	67-68	2 dr hardtop LH
QG3821C	67-68	2 dr hardtop RH




FD2235C

## 1958-68 Impala/Full Size Door Glass **OER** AUTHORIZED

OER® Authorized door glass for 1958-68 Chevrolet Impala/full size models is offered in the factory clear style. Glass is professionally packed with extra care to avoid damage during shipping.

FD2231C	59-60	2 dr hardtop
FD2235C	59-60	convertible
FD4310C	61-62	2 dr hardtop
FD2338C	61-64	convertible
FD2401C	62-64	2 dr hardtop
FD3767C	67-68	2 dr hardtop LH
FD3766C	67-68	2 dr hardtop RH

# Chevy II/Nova Replacement Glass



NR689

## 1962-87 Chevy II/Nova Windshield Glass

OER® Authorized windshields are tempered laminate safety glass designed for protection against road debris. We offer your choice of the standard style clear glass or the optional factory tinted style. Glass is professionally packed with extra care to avoid damage during shipping.

*Note: Shipped truck freight.*

NR688	62-67	clear	2 door hardtop/convertible
NR688T	62-67	tinted	2 door hardtop/convertible
NR689	62-67	clear	2 and 4 door sedan/wagon

## 1962-72 Chevy II/Nova Vent Window Glass

OER® Authorized reproduction of the vent window glass. Replace scratched or damaged originals with our OEM quality replacements. We offer your choice of the standard style clear glass or the optional factory tinted style. Glass is professionally packed with extra care to avoid damage during shipping.


NR715	62-67	clear	all front door LH or RH
NR715T	62-67	tinted	all front door LH or RH
NR717	68-72	clear	all front door LH
NR716	68-72	clear	all front door RH
NR717T	68-72	tinted	all front door LH
NR716T	68-72	tinted	all front door RH

## 1962-74 Chevy II/Nova Back Window Glass

OER® Authorized reproduction of the back window glass. Replace scratched or damaged originals with our OE quality replacements. We offer your choice of the standard style clear glass or the optional factory tinted style. Glass is professionally packed with extra care to avoid damage during shipping.

*Note: Shipped truck freight.*

NR734C	62-64	clear	2 or 4 door sedan
NR734T	62-64	tinted	2 or 4 door sedan
NR735C	65	clear	2 or 4 door sedan
NR735T	65	tinted	2 or 4 door sedan
NR733C	66-67	clear	2 or 4 door sedan
NR733T	66-67	tinted	2 or 4 door sedan
NR3685C	66-67	clear	2 door hardtop
NR1057C	62-67	clear	4 door wagon
NR1057T	62-67	tinted	4 door wagon
NR4010	68-74	clear	2 door coupe
NR4010T	68-74	tinted	2 door coupe



NR701

## 1962-72 Chevy II/Nova Door Window Glass

OER® Authorized reproduction of the door window glass. Replace scratched, broken or missing originals with these OEM quality replacements. We offer your choice of the standard style clear glass or the optional factory tinted style. Glass is professionally packed with extra care to avoid damage during shipping.

*Note: Shipped overseas.*

NR696	62-65	clear	2 door hardtop/convertible, LH or RH
NR696T	62-65	tinted	2 door hardtop/convertible, LH or RH
NR732C	62-67	clear	2 door sedan, LH or RH
NR732T	62-67	tinted	2 door sedan, LH or RH
NR702	66-67	clear	2 door hardtop, LH or RH
NR702T	66-67	tinted	2 door hardtop, LH or RH
NR701	68-72	clear	2 door, LH
NR700	68-72	clear	2 door, RH
NR701T	68-72	tinted	2 door, LH
NR700T	68-72	tinted	2 door, RH



NR706

## 1962-72 Chevy II/Nova Quarter Window Glass

OER® Authorized reproduction of the quarter window glass. Replace scratched or damaged originals with our OEM quality replacements. We offer your choice of the standard style clear glass or the optional factory tinted style. Glass is professionally packed with extra care to avoid damage during shipping.

NR704	62-65	clear	2 door hardtop, LH or RH
NR704T	62-65	tinted	2 door hardtop, LH or RH
NR708	62-65	clear	2 door sedan, LH or RH
NR708T	62-65	tinted	2 door sedan, LH or RH
NR706	66-67	clear	2 door hardtop, LH or RH
NR706T	66-67	tinted	2 door hardtop, LH or RH
NR710	66-67	clear	2 door sedan, LH or RH
NR710T	66-67	tinted	2 door sedan, LH or RH
NR713	68-72	clear	2 door, LH
NR712	68-72	clear	2 door, RH
NR713T	68-72	tinted	2 door, LH
NR712T	68-72	tinted	2 door, RH

# Chevrolet/GMC Truck Replacement Glass

## 1947-72 Chevrolet/GMC Truck

### Windshield Glass AUTHORIZED

Available in clear, green tinted, green tinted with blue shade, or shaded green tint with blue shade on most applications. The factory installed tinted glass on vehicles originally equipped with AC.

**Note:** 1 piece windshields shipped truck freight.

\*First series 1955. \*\*Second series 1955.

### 1947-53 Model 3100, 3600, 3800 Truck 2 Pc. Flat Laminated Safety Glass

CT4754C	47-53	clear
CT4754T	47-53	tint
CT4754G	47-53	tint w/blue shade

### 1954-59 Model 3100, 3600, 3800 Truck

CT5400C	54-55	clear
CT5400T	54-55	tint w/blue shade
CT5400S	54-55	shaded
CT5559C	55-59	clear
CT5559T	55-59	tint w/blue shade

### 1964-72 Truck

CT6466T	64-66	tinted w/blue shade
CT6772C	67-72	clear
CT6772T	67-72	tinted
CT6772S	67-72	shaded w/blue shade

## 1947-72 Chevrolet/GMC Pickup Back

### Window Glass AUTHORIZED

Replace scratched or damaged glass with our OEM quality reproductions. We offer your choice of clear, tinted, or smoke glass when available.

**Note:** \*Shipped double oversize. \*\*Shipped truck freight.

### 1947-55 Model 3100, 3600, 3800 Pickup (1st series 1955)

BT4754C	clear	12" x 32" rr window
BT4754T	tinted	12" x 32" rr window
C4753LC	clear	LH rr corner window
C4753LT	tinted	LH rr corner window
C4753LY	smoke	LH rr corner window
C4753RC	clear	RH rr corner window
C4753RT	tinted	RH rr corner window
C4753RY	smoke	RH rr corner window

### 1955-59 Model 3100, 3600, 3800 Pickup (2nd series 1955)

BT55591C	clear	small window
BT55591T	tinted	small window
BT55592C	clear	wrap-around window
BT55592T	tinted	wrap-around window

### 1960-66 Pickup

BT6066SC	clear	10" x 38" window
BT6066ST	tinted	10" x 38" window
BT6066DC	clear	14" x 60" window
BT6066DT	tinted	14" x 60" window

### 1967-72 Pickup

BT67723C	clear	12" x 42" window
BT67723T	tinted	12" x 42" window
BT67724C	clear	14" x 60" window
BT67724T	tinted	14" x 60" window



FT5559T

## 1947-72 Chevrolet/GMC Truck

### Front Door Glass AUTHORIZED

Replace scratched, broken or missing door glass with these OEM quality reproductions. Each glass is professionally packed with extra care to avoid damage during shipping.

### 1947-59 Model 3100, 3600, 3800 Truck

FI4750C	47-50	clear
FI4750T	47-50	tinted green tint
FI4750Y	47-50	smoke gray tint
FI5154C	51-54	clear
FI5154T	51-54	tinted green tint
FI5154Y	51-54	smoke gray tint
FI5559C	55-59	clear
FI5559T	55-59	tinted green tint
FI5559Y	55-59	smoke gray tint

### 1964-72 Truck

FI6466C	64-66	clear
FI6466T	64-66	tinted green tint
FI6772C	67-72	clear
FI6772T	67-72	tinted green tint



VI5559T



15021



15023

## 1955-59 Truck Door Glass

### with Frame AUTHORIZED

Reproduction drivers and passengers side door glass with frame for 1955-59 Chevrolet and GMC truck models. Assembly features tinted glass with a black frame.

15021	55-59	LH
15023	55-59	RH



CX1549T



CX1550T

## 1951-59 Chevrolet/GMC Truck Front

### Door Vent Glass AUTHORIZED

Replace the vent window glass on your 1951-59 Chevrolet/GMC truck. This is the replacement glass only, frame around glass and weatherstrip are not included. Each reproduction door vent glass is professionally packed with extra care to avoid damage during shipping.

### 1951-54

VI5154C	clear	LH or RH 10" x 14"
VI5154T	tinted	LH or RH 10" x 14"
VI5154Y	smoke	LH or RH 10" x 14"

### 1955-59

VI5559C	clear	LH or RH 8" x 16"
VI5559T	tinted	LH or RH 8" x 16"
VI5559Y	smoke	LH or RH 8" x 16"

## 1968-72 Chevrolet/GMC Truck Vent Window Assembly

AUTHORIZED

Reproduction vent window assembly for 1968-72 Chevrolet/GMC truck models. Includes: division bar with felt, stainless steel outer division bar, chrome vent glass frame, vent glass rubber, clear or tinted glass, vent glass handle, and all brackets, hinges, and hardware.

### Clear Glass

CX1549C	68-72	LH
CX1550C	68-72	RH

### Tinted Glass

CX1549T	68-72	LH
CX1550T	68-72	RH

**OER**

# Camaro Reproduction Bumpers

**OER  
Premier**

153188B



153189B



153186B



153184B



153190B



153185B



153191B

## 1967-73 Camaro Front and Rear Bumpers

**GM AUTHORIZED**

Reproduction bumpers are available in OER® Authorized standard replacement or OER® Premier line. OER® standard replacement bumpers are manufactured for an original appearance and fit. The OER® Premier line of bumpers features a superb quality chrome-plating process and come highly polished for a show quality shine.

*Note: Shipped double oversize.***OER® Premier Line**

153188B	67	front
153189B	68	front
153186B	69	front
153190B	70-73	front standard
153184B	70-73	front Rally Sport (pair)
153185B	67-68	rear
153187B	69	rear with center bracket
153192B	69	rear without center bracket
153191B	70-73	rear

**Standard Replacement**

153189A	68	front
153186A	69	front
153190A	70-73	front standard
153184A	70-73	front Rally Sport (pair)
153185A	67-68	rear
153187A	69	rear with center bracket
153192A	69	rear without center bracket
153191A	70-73	rear

**OER AUTHORIZED**

## 1967-68 Camaro Chrome Rear Bumper

Superb reproduction of the original chrome rear bumper used on all 1967-68 Camaro models. Each bumper is triple chrome-plated and fits exactly as the original. Available with or without the center bracket installed.

*Note: Shipped double oversize.*

K36768 67-68 Camaro without center bracket



## 1969 Camaro Endura Front Bumper

**GM Restoration  
Parts**

OER® reproduction of the 1969 urethane front bumper. This superb quality reproduction is manufactured in the USA! This special bumper was designed as an alternative to the chrome bumper and offers a tapered high-performance appearance. The bumper was originally painted the same color as the body with high gloss acrylic lacquer.

*Important: Inner and outer brackets are required for installation. Sold separately.**Note: Shipped double oversize.*

3938643 69 Camaro



## 1970-73 Camaro RS Urethane Bumper

**GM Restoration  
Parts**

Beautiful recreation of the front urethane nose for all 1970-73 Camaro models with the Rally Sport front end. Due to the design of the Rally Sport front end, the urethane bumper protrudes past the front fenders and grill making it the first point of contact and most susceptible to damage, use either GM original or OER® reproduction brackets for installation. When painting a urethane nose, it is highly recommended to use special urethane high gloss paint with a flexible additive to prevent paint distortion. Be sure to use urethane primer before painting, do not use any chemical cleaners or abrasives on the urethane before applying primer. Chemicals could prevent the paint from adhering to the urethane or cause the paint to flake off after a short period. Packaged in OER® box featuring GM Restoration Parts™ logo.

*Note: Shipped oversize.*

3962990 70-73 Camaro RS



# Chevrolet/Pontiac Bumpers



## 1970-73 Camaro RS Grill Filler

Add the finishing touch to your Rally Sport front end with OER's die-cast reproduction of the grill filler for all 1970-73 Rally Sport Camaro models. This highly sought after part has been manufactured to exact specifications featuring high-quality triple chrome plating as original, offering a superb fit and quality appearance. The grill filler installs directly into the urethane front bumper assembly. Prepackaged in OER® box featuring GM Restoration Parts™ logo.

*Note: Shipped oversize.*

3973942 70-73 Camaro RS



## 1967-68 Firebird Front Bumper

OER® Authorized chrome center front bumper for 1967-68 Firebird models. This beautiful, high-quality, triple chrome-plated reproduction offers a genuine appearance while maintaining OEM quality.

*Note: Shipped double oversize.*

9788848 67-68 Firebird

## 1967-68 Firebird Front Bumper Fillers

OER® reproduction of the front bumper fillers for all 1967-68 Firebird models. Manufactured from ABS plastic, these attach between the front bumper and the fender to fill the gap. Sold as a pair. One pair required. Prepackaged in OER® box.

K1449 67-68 Firebird



## 1969 Firebird Rear Bumper

Reproduction of the chrome rear bumper for 1969 Firebird models. This bumper is manufactured to OEM specifications with high-quality chrome-plating for an original fit and appearance.

9795392 69 Firebird



153197B



153195B



153199A



153194B

## 1962-72 Chevy II/Nova Front and Rear Bumpers

Reproduction bumpers are available in OER® Authorized standard replacement or OER® Premier line. OER® standard replacement bumpers are manufactured for an original appearance and fit. The OER® Premier line of bumpers features a superb quality chrome-plating process and come highly polished for a show quality shine.

*Note: Shipped double oversize.*

**OER® Premier Line**

153197B	62-64	Chevy II/Nova	front
153199B	65	Chevy II/Nova	front
153198B	66-67	Chevy II/Nova	front
153196B	68-69	Chevy II/Nova	front
153193B	70-72	Chevy II/Nova	front
153195B	66-67	Chevy II/Nova	rear
153194B	68-72	Chevy II/Nova	rear

### Standard Replacement

153197A	62-64	Chevy II/Nova	front
153199A	65	Chevy II/Nova	front
153198A	66-67	Chevy II/Nova	front
153196A	68-69	Chevy II/Nova	front
153193A	70-72	Chevy II/Nova	front
15310A	62-65	Chevy II/Nova	rear
153195A	66-67	Chevy II/Nova	rear
153194A	68-72	Chevy II/Nova	rear



## 1967-68 Firebird Rear Bumper

Reproduction of the chrome rear bumper for 1967-68 Firebird models. This bumper is manufactured to OEM specifications with high-quality chrome-plating for an original fit and appearance.

*Note: Shipped double oversize.*

9788872 67-68 Firebird

**OER**

# Front & Rear Bumpers

**OER**  
Premier

3684145



3701226



14097



3908235



T70038



T70358



T70040



153167B



153177B



153177A



153174A

**OER** AUTHORIZED

## 1947-87 GM Truck Front and Rear Bumpers

Reproduction bumpers are available in OER® Authorized standard replacement or OER® Premier line. OER® standard replacement bumpers are manufactured for an original appearance and fit. The OER® Premier line of bumpers features a superb quality chrome-plating process and come highly polished for a show quality shine.

Note: \*Shipped double oversize.

### OER Premier Line

1531688	47-55 1st	front	
153167B	55-59	front	
153179B	60-62	front	
153172B	63-66	front	
153178B	67-72	front	GMC
153169B	67-70	front	Chevrolet
153170B	71-72	front	Chevrolet
153171B	47-53	rear	
153176B	54-55 1st	rear	
153173B	55-59	rear	
153180B	58-59	rear	fleetside
153175B	60-66	rear	stepside
153177B	63-66	rear	fleetside
153166B	67-72	rear	fleetside
153174B	67-87	rear	stepside

### Standard Replacement

153168A	47-55 1st	front	
153167A	55-59	front	
153179A	60-62	front	
153172A	63-66	front	
153178A	67-72	front	GMC
153169A	67-70	front	Chevrolet
153170A	71-72	front	Chevrolet
153171A	47-53	rear	
153176A	54-55 1st	rear	
153173A	55-59	rear	
153180A	58-59	rear	fleetside
153182A	60-62	rear	fleetside
153177A	63-66	rear	fleetside
153166A	67-72	rear	fleetside
153174A	67-87	rear	stepside

**OER** AUTHORIZED

## 1947-91 GM Truck Front Bumper Filler Panels

Reproduction bumper filler panel for 1947-91 Chevrolet and GMC trucks. These panels mount below the grill between the bumper and the body to fill the gap.

Note: \*Shipped oversize. \*\*Shipped double oversize.

3684145**	47-53	Chevrolet	pointed
CX1855*	47-53	Chevrolet	chrome
C2308	47-53	GMC	pointed
3701226**	54-55	1st series	pointed
T70376**	54-55	1st series	chrome
14097	55-56	2nd series	
14098	57		
T70649**	58-59		
3908235**	67-68		
T70038**	73-79		
T70038**	80	w/round headlamps	
T70358**	80	w/rectangle headlamps	
T70039**	81-82		
T70040**	83-88		
T70288**	89-91		

# Front & Rear Bumpers



CX1859



T70680

**OER** AUTHORIZED

## 1973-80 Chevrolet/GMC Truck Front Bumper

OER® Authorized reproduction chrome front bumper for 1973-80 Chevrolet/GMC truck models without impact strip holes.

*Note: Shipped double oversize.*

CX1859	73-80	chrome without fog lamps
T70680	73-80	chrome with fog lamps

## 1973-87 GM Truck Bumper Bolt Sets

Replacement bumper bolt set for 1973-87 GM truck models. Manufactured as a factory service replacement, although these bolts are not identical to the originals they will fit and function correctly. Feature a stainless capped bolt head. Prepackaged in OER® poly tube.



153613

153612	73-80	front
153613	81-87	front
153613	73-87	rear



152612

## 1958 and 1960 Full Size Chevrolet Car Front/Rear Bumpers **OER** AUTHORIZED

OER® Authorized reproduction of the 3 piece front and rear bumper sets designed for 1958 Chevrolet Impala, Biscayne and Bel Air models. These reproduction bumper sets are manufactured to exact specifications and feature a beautifully polished chrome finish replicating the original GM bumper exactly.

152611	58	front
152612	58	rear
153711	60	front



B1700

**OER** AUTHORIZED

## 1963-64 Full Size Chevrolet Front Bumper Filler

OER® Authorized reproduction of the original front bumper filler for 1963-64 full size Chevrolet cars including Impala, Bel Air and Biscayne models. Manufactured from steel as original.

*Note: Shipped double oversize.*

B1700	63	full size Chevrolet
B1700C	64	full size Chevrolet



## 1964 Impala/Full Size Rear Bumper **OER** AUTHORIZED

OER® Authorized reproduction of the three piece rear bumper for all 1964 full size Chevrolet car models. This stamped steel bumper is manufactured to exact factory specifications and features a quality chrome finish.

*Note: Shipped oversize.*

B17051	64	3 piece rear bumper
--------	----	---------------------



## 1964 Full Size Chevrolet Front Bumper Reinforcement **OER** AUTHORIZED

Reproduction of the steel reinforcement bar that mounts behind the 3 piece chrome front bumper on all 1964 full size Chevrolet passenger car models. Manufactured from steel as original.

*Note: Shipped double oversize.*

14222	64	full size Chevrolet
-------	----	---------------------



C2391

3919083

**OER** AUTHORIZED

## 1966-72 Chevy II/Nova Front Bumper Filler Panels

OER® Authorized bumper filler panel inserts between the grill and bumper reinforcement above the front bumper. Manufactured in steel for 1966-67 and plastic as original for 1968-72 models.

*Note: Shipped double oversize.*

C2391	66-67	Chevy II/Nova	steel
3919083	68-72	Chevy II/Nova	plastic

# Chevrolet Bumper Components



## 1967-73 Camaro Bumper Bolt Kits

Correct type polished head bumper bolts will replace front and rear bolts and attaching nuts. Each kit includes enough bolts to install both the front and rear bumper. Prepackaged with OER® header card.

### Front and Rear Bolt Kits

K3612	67		10 piece
K3610	68-69		10 piece
K359	70-73	Sid. & RS	12 piece

### Front Bolt Kits Only

K320	70-73	Sid. & RS	6 piece
------	-------	-----------	---------



## 1968-72 Nova Bumper Bolt Set

Reproduction bumper bolts for 1968-72 Nova models. This bolt set includes 16 chrome head bumper bolts, nuts and washers to install front and rear bumpers.

NB6272	68-72	front and rear	16 piece
--------	-------	----------------	----------



## 1938-86 Chevrolet/GMC Chrome "Dome Style" Bumper Bolts

Reproduction chrome-plated "Dome Style" bumper bolts for both front and rear bumpers on various GM models. This correct carriage style bolt measures 1/2" - 13 x 1-1/2" length with a 1/2" square carriage and includes nut and washer. Available individually or as a 10 piece set.

1938-57 1/2 ton trucks	1946-55 one ton trucks
1946-60 3/4 ton trucks	1955-59 one ton (front only)
1963-66 all trucks	

K225	38-66	Chevrolet/GMC	each
K219	38-66	Chevrolet/GMC	10 piece



## 1967-73 Camaro Front License Plate Brackets

These quality reproduction front license plate brackets are manufactured in high grade stamped steel as original.

3893807	67-68	Camaro
3945756	69	Camaro
3973960	70-73	Camaro

## 1962-65 Chevy II/Nova License Plate Stoppers



For Chevy II/Nova front and rear license plates. Packaged in OER® poly tube. Set of four. OE #542846.

K132	62-65	Chevy II/Nova	4 piece
------	-------	---------------	---------



## 1974-77 Camaro Bumper Strips

Reproduction of the front and rear bumper strips for 1974-77 Camaro models. These bumper strips are GM's 1st design and was originally installed on 1974-76 models. Strips are designed to allow for forming during installation.

*Note: Shipped overseas.*

372955	74-77	front	76 2nd design, w/o steel insert
372956	74-77	rear	76 2nd design, w/o steel insert



## 1964 Chevrolet Full Size Rear Bumper Seal

Reproduction rear bumper to body seal strip for 1964 full size Chevrolet car models including Impala, Bel Air, and Biscayne. This seal is manufactured from durable rubber, as original, and is designed to fill the area where the rear bumper meets the body. Prepackaged in OER® poly tube.

B1623	64	Chevrolet full size
-------	----	---------------------

# Camaro Reproduction Bumper Brackets



3886692



3886691

## 1967-68 Camaro Inner Front Bumper Brackets OER AUTHORIZED

Reproduction inner front bumper brackets for 1967-68 Camaro models. These brackets are manufactured to exact dimensions with all necessary holes pre-drilled for simple installation. Will install on original or reproduction bumpers.

3886691	67-68	Camaro	LH
3886692	67-68	Camaro	RH



3886698

3886697

## 1967 Camaro Outer Front Bumper Brackets OER AUTHORIZED

Correct reproduction of the original outer front bumper brackets. Designed exclusively for 1967 Camaro models. These steel reproductions are manufactured to exact dimensions and will install original or reproduction front bumpers.

3886697	67	Camaro	LH
3886698	67	Camaro	RH



3929904

3929903

## 1968 Camaro Outer Front Bumper Brackets

Correct reproduction of the original outer front bumper brackets. Designed exclusively for 1968 Camaro models. These steel reproductions are manufactured to exact dimensions and will install original or reproduction front bumpers.

3929903	68	Camaro	LH
3929904	68	Camaro	RH



## 1967 Camaro OER AUTHORIZED Front Bumper Bracket Kit

A kit which includes all four inner and outer front bumper brackets for 1967 Camaro models. When replacing a front bumper, be sure to check the rubber corner mounts and center bracket for a complete original replacement.

K778	67	Camaro
------	----	--------



## 1968 Camaro OER AUTHORIZED Front Bumper Bracket Kit

A kit which includes all four inner and outer front bumper brackets for 1968 Camaro models. When replacing a front bumper, be sure to check the rubber corner mounts and center bracket for a complete original replacement.

K158	68	Camaro
------	----	--------



3945768

3945767

## 1969 Camaro Inner Front Bumper Brackets OER AUTHORIZED

Reproduction inner front bumper brackets for 1969 Camaro models. These brackets are manufactured to exact dimensions with all necessary holes pre-drilled for simple installation. Will install on original or reproduction bumpers including the urethane Endura bumper.

3945767	69	Camaro	LH
3945768	69	Camaro	RH



3949621



3949622

## 1969 Camaro OER AUTHORIZED Inner Extension Brackets

These brackets extend from the inner bracket to the bumper. For 1969 Camaro chrome front bumpers only. Manufactured in steel and configured exactly as original!

*Note: Not for use with urethane style bumpers.*

3949621	69	Camaro	LH
3949622	69	Camaro	RH



## 1969 Camaro Front Outer Bumper Bracket

Reproduction of the original outer bumper bracket used to mount a 1969 chrome bumper.

*Note: Not for use with urethane front bumpers.*

OE 83945769 - LH, 3945770 - RH

K705	69	Camaro
------	----	--------



## 1969 Camaro Inner Endura Bumper Brackets GM Restoration Parts

Correct reproductions of the 1969 inner Endura bumper brackets, sold in pairs. Prepackaged with OER® header card, featuring GM Restoration Parts® logo.

K36702	69	Camaro	inner
--------	----	--------	-------

# Camaro Reproduction Bumper Brackets



## 1969 Camaro Outer Endura Bumper Brackets

OER® quality reproductions of the correct 1969 outer Endura bumper brackets. Prepackaged with OER® header card featuring GM Restoration Parts™ Logo. *Note: Bushings and hardware not included.*

K36703 69 Camaro outer



## 1968 Camaro Front Bumper Center Bracket and Cushion

This reproduction bracket and cushion assembly is for all 1968 Camaro models. The carefully formed steel bracket features a beautiful black epoxy coating and rubber insert cushion as original.

K129 68 Camaro



## 1969 Camaro Rear Bumper Bracket Set

The bumper bracket set gives you the correct brackets used to mount the entire rear bumper assembly to your 1969 Camaro. The set includes four brackets manufactured in high grade steel as original. Check your original brackets to be sure they're not bent or damaged which can hamper installation. Will install on all 1969 Camaro models.

K871 69 4 piece



## 1968 Camaro Front Bumper Corner Mounts

Each mount includes a stamped steel base plate with a molded-on rubber cushion that fits between the front bumper and the bumper corner bracket. Sold in sets only. OE #3926906 upper, 3929907 lower. Prepackaged with OER® header card.

K532 68 Camaro



## 1967-68 Camaro Rear Bumper Center Bracket

This center bumper bracket is for all 1967-68 rear bumpers. High-quality stamping at the correct angle mounts the rear bumper to the rear body panel.

3927473 67-68 Camaro

## 1970-73 Camaro RS Grill Vertical Divider Insert

Chances are, the divider insert on 1970-73 RS Camaro models is bent or damaged if the urethane nose assembly is in need of replacement. This reproduction of the original RS center grill divider is installed on all 1970-73 Rally Sport Camaro models, directly between the LH and RH grills. Mounts to the RS grill divider bracket.

3974551 70-73 insert



## 1969 Camaro Front Bumper Corner Mounts

Each mount includes a stamped steel base plate with a molded rubber cushion that fits between the front bumper and the bumper corner bracket. Sold in sets only. Includes: 2 upper cushions, 2 lower cushions and 2 metal sleeves. OE #3943275.

*Note: Not for use with urethane front bumper.*

K533 69 Camaro



## 1967-68 Camaro Rear Bumper Bracket Set

Stamped steel rear bumper bracket set for 1967-68 Camaro models. This set is manufactured in high grade stamped steel as original and includes all 4 brackets to properly mount the rear bumper.

K700 67-68 Camaro

## 1970-73 Camaro RS Grill Vertical Divider Bracket

This reproduction RS center grill divider bracket holds the vertical rubber divider bar in place. Installed on all 1970-73 Rally Sport Camaro models, directly between the RH and LH grills. Mounts to the RS urethane nose assembly on top and bottom.

K55 70-73 bracket



# Reproduction GM Bumper Brackets



## 1966-67 Chevy II/Nova Front Bumper Brackets

Reproduction of the front bumper brackets for 1966-67 Chevy II/Nova. Beautiful quality and ready to install. Sold in pairs.

N6533	66-67	Chevy II/Nova
-------	-------	---------------



N68721

## 1968-72 Chevy II/Nova Front Bumper Brackets AUTHORIZED

Exact reproduction of the front bumper brackets for 1968-72 Chevy II/Nova models. Manufactured in stamped steel to factory specifications with the correct contours, shape and mounting holes as original. Sold in pairs. One pair does one side.

N68722	68-72	LH
N68721	68-72	RH



3872266

## 1966-67 Chevy II/Nova Rear Bumper Brackets

Bumper brackets bent or rusted? These are authentic looking reproductions of the rear bumper brackets for 1966-67 Chevy II/Nova models. These stamped steel brackets have the correct contours and will mount your rear bumper in the correct location.

3872265	66-67	LH
3872266	66-67	RH



3916601



3916602

## 1968-72 Chevy II/Nova Rear Bumper Brackets

Reproduction rear bumper brackets for 1968-72 Chevy II/Nova models. These brackets are stamped correctly with all necessary holes pre-drilled for simple installation.

3916601	68-72	LH
3916602	68-72	RH



A1679

A1680

## 1963-64 Full Size Chevrolet Front Bumper Brackets AUTHORIZED

Reproduction front bumper bracket tubular braces for 1963-64 Impala/full size models. Hardware not included.

A1679	63-64	LH
A1680	63-64	RH



## 1967-76 Firebird Front Bumper Stabilizer

OER® reproduction front bumper stabilizer for all 1967-76 Firebird models. The rubber biscuit separates the front bumper from the mounting brace. Prepackaged in OER® chipboard box.

498951	67-76	2 required
--------	-------	------------



B1783

B1785

## 1964 Impala/Full Size Chevrolet Bumper Brackets AUTHORIZED

Reproduction of the front and rear bumper brackets for 1964 full size Chevrolet car models including Impala, Bel Air and Biscayne models. Manufactured as original from stamped steel.

### Front Bumper Brackets

B1784	64	LH (3 piece)
B1783	64	RH (3 piece)

### Rear Bumper Brackets

B1786	64	LH (2 piece)
B1785	64	RH (2 piece)



CU1854



CU1655

## 1963-72 Chevrolet/GMC Rear Bumper Brackets AUTHORIZED

Reproduction bumper brackets for 1963-72 Chevrolet/GMC truck models. Manufactured in stamped steel to factory specifications with the correct contours, shape, and mounting holes as original.

*Note: \*4WD models with rear leaf springs only.*  
*Note: \*\*2WD models without step bumper.*

CU1854	63-66	steppside
CU1655*	67-72	short bed
CU1239**	67-72	fleetorsteppside

# Reproduction GM Bumper Guards



K312



K313

993510



## 1967-68 Camaro Front and Rear Deluxe Bumper Guards

**GM AUTHORIZED**

Exact reproduction of the front or rear bumper guards optional on all 1967-68 Camaro models. Includes the correct rubber inserts. Triple chrome finish with one piece construction. Prepackaged in OER® corrugated box.

K312	67-68	front
K309	67-68	rear

## 1969 Camaro Front and Rear Full Bumper Guards

Deluxe type guard (RPO V32) which extends above and below the bumper. Includes the correct rubber insert. These bumper guards feature triple chrome-plating and include the rubber bumper insert and brackets for a complete installation.

K313	69	front, LH and RH
993510	69	rear, 2 required

## 1970-73 Camaro Rear Bumper Guards

### Rear Bumper Guards

Standard on all 1970-73 Camaro models, these excellent quality reproductions are correct as original. Packaged in OER® packaging featuring the GM Restoration Parts™ logo. Mounting hardware and brackets not included.

K229	70-73	Camaro
------	-------	--------



K308

K310

## 1967-69 Camaro Standard Rear Bumperettes

Sometimes known as a bumperette, this is an exact reproduction of the 1967-69 Camaro rear lower chrome bumper guard. Delivered in distinctive OER® packaging.

K308	67-68	
K310	69	without Z28



## 1970-72 Camaro Standard Front Bumper Guards

Reproduction front bumper guards for 1970-72 standard Camaro models. These bumper guards are manufactured to factory specifications with a bright chrome finish as original. Sold in pairs.  
*Note: Front bumper guards not for use on Rally Sport models with a split front bumper.*

15133	70-72	Camaro
-------	-------	--------



K334

K335

K337

K338

## 1967-69 Camaro Bumper Guard Brackets

Reproduction bumper guard brackets for 1967-69 Camaro models. These brackets are stamped steel as original and can be used to mount original or reproduction bumper guards. Sold in pairs.

K333	67-68	front
K334	69	front
K335	67-68	rear guards
K337	67-68	rear bumperettes
K338	69	rear



# Reproduction GM Bumper Guards



## 1966 Full Size Chevrolet Front Bumper Guards

**OER AUTHORIZED**

Reproduction of the front bumper guards for 1966 full size Chevrolet cars. Manufactured to exact specifications. Each guard is chrome plated and will replace the originals exactly. Sold as a pair.

**B1715 66 full size**



## 1966-67 Chevy II/Nova Chrome Bumper Guards

**OER AUTHORIZED**

Exact reproduction of the front or rear bumper guards option on all 1966-67 Chevy II/Nova models. Triple chrome finish with one piece construction makes these reproductions superior to others on the market. Prepackaged in OER® corrugated box.

**N2920 66-67 front, LH & RH**



## 1967-72 Chevrolet Truck Front Bumper Guards

**OER AUTHORIZED**

Reproduction of the 1967-72 Chevrolet truck front bumper guards designed to fit exactly. Includes all hardware for mounting. Triple chrome plated and ready to install. Includes LH and RH bumper guards. Sold in pair.

**CK1692 67-72 LH and RH**



## 1967-69 Camaro Front Bumper Guard Rubber Insert

Front bumper guard inserts for all 1967-69 Camaro models with optional front bumper guards. This rubber insert installs directly into the bumper guard and includes studs for installation. Cushion will replace the old unit exactly.

**3893800 67-69 Camaro**



3893800

## 1967-69 Camaro Rear Bumper Guard Rubber Insert

Front bumper guard inserts for all 1967-69 Camaro models which included the optional rear bumper guards. This rubber insert installs directly into the bumper guard and includes studs for installation. Each cushion will replace the old unit exactly.

**3893800 67-68 Camaro**  
**3938611 69 Camaro**



## 1968-72 Nova Rear Bumper Guard Inserts

Reproduction bumper guard inserts for 1968-72 Nova models. Manufactured from injection molded rubber with steel inserts and correct mounting stud locations as original. Sold as a pair. Prepackaged in OER® poly tube.

**K453 68-72 Nova**

## 1963-66 Chevrolet Full Size Passenger Car Bumper Guard Bracket

Reproduction rear bumper guard bracket for 1963-66 full size Chevrolet models including Impala, Bel Air, and Biscayne. Manufactured from stamped steel as original, each bracket includes mounting bolt and washer. Sold individually. 1 required per bumper guard. Prepackaged in OER® poly tube.



**K228 63-66 Chevrolet full size**

# Camaro/Firebird Front Panels



**OER** AUTHORIZED

## 1967-68 Camaro Front Header Panel

Each reproduction header panel is manufactured to exact factory specifications for a perfect fit! Installs directly in front of the hood. Each panel is ready to prep and paint. Prepackaged in OER® box.

*Note: Shipped overseas.*

3927907 67-68 Camaro



## 1969 Camaro Front Header Panel **OER** AUTHORIZED

Each reproduction header panel is manufactured to exact factory specifications for a perfect fit! Installs directly in front of the hood. Each panel is ready to prep and paint. Prepackaged in OER® box.

*Note: Shipped overseas.*

3937529 69 Camaro



**OER** AUTHORIZED

## 1970-73 Camaro Standard Header Panel

This reproduction header panel will install on all standard Camaro models between 1970-73. For use with Camaro models equipped with a one piece chrome front bumper. Installs directly in front of the hood and extends halfway down the grill on either side. Each panel is ready to prep and paint. *Not for use with Rally Sport.* Prepackaged in OER® box.

*Note: Shipped double overseas.*

3962983 70-73 Camaro



## 1970-73 Camaro RS Header Panel

Replace your original header panel with original OER® quality! Each panel is ready to prep and paint. This header panel fits Camaro models which were originally equipped with Rally Sport front end that featured split front bumpers with a urethane front nose. Prepackaged in OER® box.

*Note: Shipped double overseas.*

327539 70-73 Camaro



## 1974-77 Camaro Header Panel Moldings

Reproduction of the upper and lower moldings that attaches to the header panel to surround the grill on 1974-77 Type LT models. Each molding is manufactured from stamped aluminum to exact OEM specifications. Features a bright polished finish.

748593 74-77 Camaro upper and lower



## 1966 Impala/Full Size Header Panel **OER** AUTHORIZED

Reproduction header panel for 1966 Impala/full size models. Manufactured from steel this panel will fit and install as original.

*Note: Shipped double overseas.*

81012 66 Impala/full size



K841

**OER** AUTHORIZED

## 1967-81 Camaro Cowl Top Vent Grill Panel

This louvered sheet metal component installs directly below the windshield and behind the hood panel. This panel includes louvered vent slots through which the windshield washer nozzles spray fluid onto the windshield. The forward edge of this panel includes a lap seam edge onto which the hood to cowl seal inserts.

*Note: Shipped overseas.*

K841 67-69 Camaro

K842 70-81 Camaro



## 1970-81 Camaro/Firebird Cowl Vent Grill Screen

This reproduction cowl vent grill screen mounts to the top of the upper cowl panel on all 1970-81 Camaro and Firebird models. Manufactured from injection molded plastic just as original.

8800774 70-81 Camaro

# Camaro/Firebird Front Valance Panels



**OER AUTHORIZED**

## 1967-68 Camaro Standard Valance Panel

Reproduction valance panel for 1967-68 standard Camaro models. Fits exactly as original! Each panel is ready to prep and paint. The standard front grill included provisions for the park lamps in the grill. Comes in OER® corrugated box.

*Note: Shipped oversize.*

3925467 67-68 Camaro



**OER AUTHORIZED**

## 1967 Camaro RS Lower Valance Panel

This valance panel is for 1967 Camaro models with the Rally Sport option. This panel features a cut out area for the parking lamp assemblies. Comes complete in OER® corrugated box. Each panel is ready to prep and paint.

*Note: Shipped oversize.*

3898143 67 Camaro



**OER AUTHORIZED**

## 1968 Camaro RS Lower Valance Panel

Reproduction valance panel for 1968 RS Camaro models. Fits exactly as original. Each panel is ready to prep and paint. Comes in OER® corrugated box.

*Note: Shipped oversize.*

3938601 68 Camaro



## 1969 Camaro Lower Valance Panel **OER AUTHORIZED**

This valance panel is for 1969 Camaro models with or without the RS option. Panel features a cut out area for the parking lamp assemblies and all mounting hole provisions for installation. Comes in OER® corrugated box. Each panel is ready to prep and paint.

*Note: Shipped oversize.*

3929978 69 Camaro



**OER AUTHORIZED**

## 1970-73 Camaro Standard Valance Panel

Reproduction lower front valance panel which is designed as a replacement for your damaged, dented or missing original. For use with the non RS front ends. Features the correct mounting locations for the park lamp assemblies. Comes in OER® corrugated box. Each panel is ready to prep and paint.

*Note: Shipped truck freight.*

327536 70-73 Camaro



## 1970-73 Camaro RS Lower Valance Panel

This is a reproduction front lower valance panel specifically designed for all 1970-73 Camaro models with the Rally Sport option. This panel is produced in high grade steel and is finished in a black EDP coating. Comes in OER® corrugated box. Each panel is ready to prep and paint.

*Note: Shipped truck freight.*

3990473 70-73 Camaro



## 1967 Firebird Front Valance Panel **OER AUTHORIZED**

Reproduction front valance panel for 1967 Firebird models. This panel is manufactured to OEM specifications for correct appearance and simple installation. Each panel is ready to prep and paint.

*Note: Shipped oversize.*

9789297 67 Firebird



## 1968 Firebird Front Valance Panel **OER AUTHORIZED**

Reproduction front valance panel for 1968 Firebird models. This panel is manufactured to OEM specifications for correct appearance and simple installation. Each panel is ready to prep and paint.

*Note: Shipped oversize.*

9792108 68 Firebird

# Camaro/Firebird Front Bumper Covers



## 1977-90 Trans Am Front Bumper Covers

Reproduction of the original front bumper cover for 1977-90 Trans Am models. Manufactured in durable high-quality urethane as original. Made in USA.

*Note: Shipped double oversize.*

F15248	77-78	Trans Am	bumper cover
F15250	79-81	Trans Am	bumper cover
F15887	82-84	Trans Am	bumper cover
F15883	85-86	Trans Am	bumper cover
F15883	87-90	GTA	bumper cover
F15940	82-84	Trans Am	grill opening covers



C15305



C15280

## 1978-92 Camaro/Z28 Front Bumper Cover

Reproduction front bumper cover for 1978-81 Camaro models. Manufactured to factory specifications from high quality urethane, as original. Available for standard and Berlinetta models and for Z28 models with the pre-drilled holes to correctly mount the Z28 specific lower valance panel. Made in USA.

*Note: \*\*Shipped truck freight. \*\*Shipped double oversize.*

C15305*	78-81	Camaro	Z28 (with holes)
C15280**	82-84	Camaro	
C15287**	85-92	Camaro	

# Camaro/Firebird Rear Bumper Covers



**OER** AUTHORIZED

## 1978-81 Camaro/Z28 Rear Bumper Cover

Reproduction of the rear bumper cover for all 1978-81 Camaro and Z28 models. Manufactured in durable high-quality urethane as original. Made in USA.

*Note: Shipped double oversize.*

C15306	78-81	Z28
--------	-------	-----



**OER** AUTHORIZED

## 1979-81 Trans Am Rear Bumper Cover

Reproduction of the rear bumper cover for all 1979-81 Trans Am models. Manufactured in durable high-quality urethane as original. Made in USA.

*Note: Shipped double oversize.*

F15252	79-81	Trans Am
--------	-------	----------



C15281



C15288



## 1982-92 Z28 Rear Bumper Covers **OER** AUTHORIZED

Reproduction of the rear bumper cover for all 1982-92 Camaro Z28 models. Manufactured in durable high-quality urethane as original. Made in USA.

*Note: Shipped double oversize.*

C15281	82-84	Z28
C15294	85-90	Z28
C15288	91-92	Z28



**OER** AUTHORIZED

## 1982-84 Trans Am Rear Bumper Cover

Reproduction of the rear bumper cover for 1982-84 Trans Am models. Manufactured in durable high-quality urethane as original. Made in USA.

*Note: Shipped double oversize.*

F15889	82-84	Trans Am
--------	-------	----------



**OER** AUTHORIZED

## 1985-90 Camaro Z28 Rear Bumper Side Extensions

OER® Authorized reproduction of the lower rear bumper side extensions for 1985-90 Camaro Z28 models. Reproduced in durable high strength urethane with strict attention to detail. Attaches using the original or reproduction mounting brackets. Mounting brackets sold separately. Made in USA.

C15295	85-90	lower rear bumper extensions
--------	-------	------------------------------



## 1985-86 Trans Am and 1987-90 GTA Rear Bumper Cover **OER** AUTHORIZED

**BM** Restoration Parts

Reproduction of the original rear bumper cover for 1985-86 Trans Am models and 1987-90 GTA models. Manufactured in durable high-quality urethane as original. Made in USA.

*Note: Shipped double oversize.*

F15880	85-86	Trans Am
F15880	87-90	GTA



# Camaro/Firebird Bumper Cover Brackets



## 1978-81 Camaro Front Bumper Cover to Lower Spoiler Brackets **OER AUTHORIZED**

Replacement style brackets to mount the front bumper cover to lower spoiler on 1978-81 Camaro Z28 models. Steel brackets measure approximately 20" (LH) and 15" (RH) and have the correct bends and mounting holes. For use with front bumper cover #C15305. Sold as a pair. Made in USA.

**K80066** 78-81 Camaro

## 1982-90 Camaro/Z28 **OER AUTHORIZED**

### Front Bumper Cover Brackets

Replacement style front bumper cover steel brackets for 1982-92 Camaro/Z28 models.

These are the lower brackets that bolt the lower front bumper cover to the fender. Camaro brackets for front bumper covers #C15280 (82-84) and C15287 (85-90). Sold as a pair. Made in USA.

**K80061** 82-90 Camaro/Z28 appx. 4-3/4"



## 1977-78 Firebird Front Bumper Cover Brackets

Replacement style front bumper cover brackets for 1977-78 Firebird/Trans Am models. These steel brackets measure approximately 3" and have the mounting nuts in the correct location.

These brackets attach the lower front bumper cover to the fender. For use with front bumper cover #F15248 (77-78). Sold as a pair. Made in USA.

**K80067** 77-78 Firebird



## 1985-90 Firebird **OER AUTHORIZED**

### Front Side Lower Spoiler Brackets

Replacement style front lower side bumper cover to spoiler brackets for 1985-90 Firebird/Trans Am models.

These steel brackets measure appx. 17-1/2" and have the mounting studs in the correct location. These brackets mount the front side spoilers to the front of the front fender. Sold as a pair. Made in USA.

**K80071** 85-90 Firebird



**OER AUTHORIZED**

## 1978-92 Camaro Rear Bumper Cover Brackets

Replacement style rear bumper cover side and lower side brackets for 1978-92 Camaro/Z28 models. These steel bumper cover brackets feature the correct curves when needed and mounting studs. Sold as a pair. Made in USA.

*Note: \*Paint to match.*

### Bumper Bracket

<b>K80065</b>	78-81	appx. 13"	use with #C15306
<b>K80062</b>	82-84	appx. 12"	use with #C15282
<b>K80062</b>	85-90	appx. 12"	use with #C15294
<b>K80063</b>	91-92	appx. 13"	use with #C15288

### Lower Side Extension Bracket

<b>K80064</b>	91-92	appx. 14-1/4"	use with #C15289
---------------	-------	---------------	------------------



**OER AUTHORIZED**

## 1985-92 Firebird Rear Bumper Cover Brackets

Replacement style rear bumper cover and lower side quarter panel extension brackets for 1985-92 Firebird/Trans Am models. These steel bumper cover brackets feature the correct curves and mounting studs. These brackets mount the rear bumper cover thru the quarter panel. Sold as a pair. Made in USA.

### Bumper Bracket

<b>K80068</b>	77-78	appx. 6-3/4"	use with F15247
<b>K80068</b>	79-81	appx. 6-3/4"	use with F15252
<b>K80069</b>	82-92	appx. 10"	

### Lower Side Extension Bracket

<b>K80070</b>	85-90	appx. 17-1/2"	
---------------	-------	---------------	--

# Camaro/Firebird Bumper Cover Hardware



14076050



11508023



C15314

## Threaded Steel Retainer

OER® reproduction steel retainer used to install and secure various components including front and rear bumper fascias, front spoiler, ground effects, radiator grille and front end panel. Uses a M6-1.0 bolt.

14076050	individual	retainer
11508023	individual	bolt
C15314	set of 36	18 retainers/18 bolts



11503957



C15315

## Threaded Steel U-Nut AUTHORIZED

OER® Authorized reproduction black phosphate metric U-nut that measures M6-1.0 to install and secure various components. Fits panel thickness from .80mm to 4mm. (.030" to .160").

11503957	individual
C15315	set of 25



11508023



C15320

## Steel Bolt — M6-1.0 x 20mm AUTHORIZED

OER® Authorized reproduction black phosphate hex head Sems metric bolt. Bolt measures M6-1.0 x 20mm and is used to install and secure various components.

11508023	individual
C15320	set of 18



A1033



C15317

## Lower Valance Panel Retainer AUTHORIZED

OER® Authorized reproduction retaining clip used to attach the lower front valance (part #C15292) on 1991-92 Camaro models. 4 Required.

A1033	individual
C15317	set of 12



11569768



C15319

## Nylon Retaining Clip AUTHORIZED

OER® Authorized reproduction black nylon retaining clip that pushes into a 5/16" hole to install and secure various components including 1991-92 Camaro lower front valance (# C15292).

11569768	individual
C15319	set of 25



10287379



C15316

## Hex Head Sems Bolt — M6-1.0 x 30mm AUTHORIZED

OER® Authorized reproduction black phosphate hex head Sems metric bolt, that measures M6-1.0 X 30mm to install and secure various components.

10287379	individual
C15316	set of 25



A1021



C15318

## Push-In Retainer AUTHORIZED

OER® Authorized reproduction push-in retainer clip, also know as a blind rivet for various GM applications. Fits a wide number of applications including 1982-02 Camaro front and rear bumper fascia, and other urethane and plastic body components. Fits 1/2" hole. Use as required.

A1021	individual
C15318	set of 25

# Camaro/Firebird Front & Rear Spoilers



## 1967-89 Camaro and Firebird Front Spoilers

This injection molded reproduction bolt-on front spoiler attaches to the lower section of the front valance panel. Spoilers may be attached directly to the panel with sheet metal screws or with reproduction front spoiler brackets available separately. Each spoiler is manufactured using quality ABS injection molded plastic materials. Available for 1967-69 models.

*Note: 1969 front spoilers are not for use on 1969 Firebird Trans Am models.*

3916673	67-68	
3938689	69	exc. Trans Am

## 1967-89 Camaro Front Spoiler Kit **Injection Molded!**

Quality injection molded, ABS plastic bolt-on front spoilers attach to the lower section of the front valance panel.

The spoiler is supplied with original style front spoiler brackets and hardware.



R370	67-68	Camaro
R371	69	Camaro

## 1970-73 Camaro Standard or Rally Sport Front Spoiler

Replace or add an OER® reproduction, injection molded spoiler to your 1970-73 standard or Rally Sport Camaro. Each spoiler is a one piece wrap around style which extends from the front of the fender wheelhouse around the other side. Spoilers are attached directly to the lower valance panel. The holes are pre-drilled for an easy installation. Each spoiler is manufactured in quality ABS plastic materials.

*Note: Shipped double oversize.*

3990469	70-73	standard
3990470	70-73	Rally Sport



## 1970-81 Trans Am Front Spoiler Kit **USA AUTHORIZED**

Reproduction of the front spoilers for all 1970-81 Trans Am models.

Manufactured in durable high-quality urethane as original, each spoiler will install with no modifications needed. Includes spoiler wetting seal. Can be added to base model Firebirds for the Trans Am look.

*Note: Shipped double oversize.*

F15220	70-73	Trans Am
F15221	74-75	Trans Am
F15222	76	Trans Am
F15223	77-78	Trans Am
F15224	79-81	Trans Am



## 1978-81 Z28 Front Spoiler/Side Flare Kits

Reproduction front and rear spoiler kits for 1978-81 Camaro Z28 models. The front kit includes the lower spoiler and two side fender flares. The rear includes the two side flares, both kits include spoiler wetting seal. Manufactured in durable high-quality urethane as original.

*Important: Rear side flares were not factory until 1980, but can be installed on any 1978-81 Camaro for the Z28 look.*

*Note: \*Shipped oversize.*

C15253*	78-81	front	3 piece kit with wetting
C15270	78-81	rear	2 piece kit with wetting



## 1982-92 Z28 Front Spoilers **USA AUTHORIZED**

Reproduction of the front spoiler for all 1982-92 Camaro Z28 models. Manufactured in durable high-quality urethane as original, each bumper cover will install with no modifications needed.

*Note: Shipped double oversize.*

### Urethane Spoilers

C15283	82-84	Z28
C15296	85-90	Z28
C15292	91-92	Z28

### Lower Center Support

C15272	85-92	use with C15296 and C15292
--------	-------	----------------------------

### Mounting Brackets/Hardware

K80075	82-84	brackets, use with C15283
K80074	85-90	brackets, use with C15296
C15313	91-92	hardware, use with C15292

## 1967-89 Camaro Front Spoiler Mounting Set **GM Restoration Parts**

Set includes center bracket and two outer brackets used to attach the front spoiler on 1967-69

Camaro models. Each set includes 3 brackets for original style mounting.

K909	67-68	Camaro	3 piece
K910	69	Camaro	3 piece





# Camaro/Firebird Front & Rear Spoilers

## 1967-69 Camaro Front Spoiler Installation Hardware Set

Correct hardware required to install a 1967-69 front spoiler assembly. Spoiler brackets sold separately. Prepackaged in OER® chipboard box.



K557 67-69 Camaro

## 1991-92 Camaro Z28 Lower Front Spoiler Installation Set

**OER AUTHORIZED**

OER® Authorized installation hardware kit for 1991-92 Camaro Z28 lower front spoiler. This 56



piece set will have virtually everything needed to do the installation the way the factory intended, including the GM 14076050 metal retainers that have been obsolete and unavailable from GM for years. Used to attach spoiler #C15292.

C15313 91-92 Camaro



WETTING SEAL FITS BETWEEN THE GROUND EFFECTS AND BODY PANEL.

Seals areas between body panels and front spoilers, ground effects, fenders, or quarter extensions.

## Spoiler and Fender Flare Wetting

Many GM vehicles were built with a specially configured wetting seal between side spoilers, fender flares, spoiler extensions or spoilers and the body panels they mount to. Although the configuration varies from model to model, this replacement wetting can be used with virtually any ground effects, fenders or spoilers. Cut to length as required.


*Note: Available in gray only.*

1668047 16 foot roll  
1668047A 32 inch roll

**OER AUTHORIZED**

## 1970-81 Trans Am OEM Style Urethane Side Spoilers

Reproduction side spoilers for 1970-81 Trans Am models. Manufactured from urethane as original, these direct replacement spoilers mount forward of the wheel openings with studs that mount in the factory bolt holes for an authentic replacement or upgrade for a base model Firebird. Available individually, as a front or rear pair, or a complete set of four. Wetting and installation hardware included.



1970-78 front and rear side spoilers



F15526



F15527

### Complete 4 Piece Kits

F15526 70-78 frt & rear LH & RH  
F15527 79-81 frt & rear LH & RH

### Front or Rear Pairs Only

F15227 70-78 front LH & RH  
F15228 79-81 front LH & RH  
F15225 70-78 rear LH & RH  
F15226 79-81 rear LH & RH

### Individual Components

F15327 70-78 front LH  
F15427 70-78 front RH  
F15328 79-81 front LH  
F15428 79-81 front RH  
F15325 70-78 rear LH  
F15425 70-78 rear RH  
F15326 79-81 rear LH  
F15426 79-81 rear RH

15257



F15256

F15255

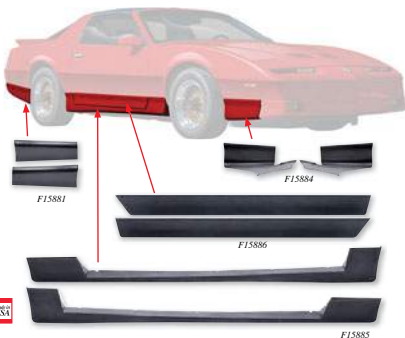
## 1988 Firebird Z20 Style Spoilers **OER AUTHORIZED**

Reproduction rear and side spoilers for 1982-92 Firebird models with rare dealer-installed Z20 option. The Z20 option was only available for 1988 models but can be installed on any 1982-88 base Firebird or Trans Am. The wheel spoilers are manufactured to original specifications from correct urethane material and designed to mount forward of the wheel openings as original. The fiberglass rear deck lid spoiler, while not an exact replica, is designed to provide the correct Z20 "duck tail" appearance and features an integrated three brake lamp. All spoilers include mounting hardware.

*Note: \*Shipped double oversize.*

F15255 82-88 Firebird Z20 front fender splash guards  
F15256 82-88 Firebird Z20 rear splash guards  
F15257 82-88 Firebird Z20 original style deck lid spoiler

# Rocker Panels



## 1985-90 Firebird Trans Am GTA Ground Effects

Reproduction ground effects for 1985-90 Pontiac Trans Am GTA models. Available are the lower front fender extensions, the lower rocker panel extensions, lower door extensions and the lower quarter panel extensions. Reproduced in durable high strength urethane with strict attention to detail. Use part #K80075 for rocker panel extension mounting brackets. Made in USA.

*Note: \*Shipped double oversize.*

F15884	85-90	Firebird	front fender extensions
F15885	85-90	Firebird	rocker panel extensions
F15886	85-90	Firebird	door extensions
F15881	85-90	Firebird	quarter panel extensions
K80073	85-90	Firebird	rocker panel extensions brackets



## 1982-92 Camaro Z28 Rocker Panel Extensions

OER<sup>®</sup> Authorized reproduction of the lower rocker panel extensions for 1982-92 Camaro Z28 models. Reproduced in durable high strength urethane with strict attention to detail. Mounting brackets for 1991-92 are sold separately. Made in USA.

*Note: \*Shipped double oversize.*

C15285	82-84		lower rocker panel extensions
C15298	85-90		lower rocker panel extensions
C15291	91-92		lower rocker panel extensions
K80072	91-92		mounting brackets



## 1985-90 Trans Am Rocker Panel Extension Brackets

Replacement style rocker panel extension brackets for 1985-90 Firebird Trans Am models. These steel brackets feature the correct shape and mounting studs. These brackets mount the lower rocker panel extensions under the door. For use with rocker panel extensions #F15885. One set will mount both LH and RH rocker extensions. Sold as a set of 4.

**K80073** 85-90



## 1991-92 Camaro Z28 Rocker Panel Extension Brackets

Replacement style rocker panel extension brackets for 1991-92 Camaro Z28 models. These steel brackets feature the correct shape and mounting studs. These brackets mount the lower rocker panel extensions under the door. For use with rocker panel extensions #C15291. One set will mount both LH and RH rocker extensions. Sold as a set of 4.

**K80072** 91-92

# Cowl Panels

## 1967-69 F-Body Inner Cowl Panel

**OER AUTHORIZED**

This quality reproduction will replace the inner portion of the top cowl panel. Available with EDP coating for rust prevention. For the models with or without AC listed. Available EDP coated for rust prevention or finished in a special Weld-Thru™ primer that requires minimal preparation

*Notes: Shipped double oversize.*

### EDP Coated

C11021	67	without AC
C11022	67-68	with AC
152757	69	without AC

### Weld-Thru™

152757	69	without AC
--------	----	------------



## 1969 F-Body Windshield Frame/Cowl Panel **OER AUTHORIZED**

OER® Authorized windshield frame and inner cowl panel sections designed for 1969 Camaro and Firebird convertible models. This ready to install frame assembly is ideal for replacing a rusted out upper inner cowl and windshield section. Completely assembled and ready to install. Some welding required for installation. EDP coated for rust prevention. Measures: 51-1/2" wide at top of windshield frame, 40" height, and 65" at widest point of cowl assembly. Not for coupe models.

*Notes: Shipped truck freight.*

14951	69	F-Body	convertible
-------	----	--------	-------------

## 1970-81 F-Body Lower Cowl Panel

**OER AUTHORIZED**

Reproduction of the original lower cowl panel for 1970-81 F-Body models. Features the windshield wiper hole and the lower steering column support. Available EDP coated for rust prevention or finished in a special Weld-Thru™ primer that requires minimal preparation.

*Notes: Shipped double oversize.*

14970	70-81	F-Body	EDP coated
-------	-------	--------	------------



## 1967-69 F-Body Outer/Inner Side Cowl Panels

**OER AUTHORIZED**

A stamped steel reproduction of the outer and inner side cowl panels. This is a common place for rust to occur on most First Gen Camaro and Firebird models. This part welds between the cowl panel and floorboard behind the kick panels and is shipped as two unassembled pieces per side.

C11026	67-69	F-Body	LH
C11025	67-69	F-Body	RH



## 1955-57 Front End Filler Panels **OER AUTHORIZED**

OER® Authorized reproduction front end filler panel for 1955-57 Chevrolet car models. Manufactured in stamped steel to factory specifications for an authentic appearance and fit. Comes EDP coated to prevent rust.

*Notes: Shipped oversize.*

TF-400285	55	3 piece
TF-400286	56	
TF-400287	57	

# Camaro Grills



## 1967-68 Camaro Standard Grill **OER** AUTHORIZED

OER® reproduction 1967-68 Camaro standard grill and moldings. The grill comes prepackaged in OER® corrugated box for maximum protection and the moldings come prepackaged in OER® poly tube.

*Note: Grill shipped oversized.*

### 1967 Models

K180	67	upper molding
3891693	67	grill
K181	67	lower molding

### 1968 Models

K184	68	upper molding
3914772	68	grill
K185	68	lower molding



## 1969 Camaro Standard Grill and Molding Set

Reproduction of the front grill assemblies for 1969 Camaro models. These standard grills are manufactured from the original GM tooling and are available in black or silver as original. Each grill is prepackaged in OER® corrugated box for maximum protection. Grill molding sets are available separately (included and attached when ordering grills).

*Note: Shipped double oversized. \*\*\*Shipped oversized.*


3957062	69	grill	black
3957044	69	grill	silver
3957061	69	molding	4 piece set

## 1967-68 Camaro RS Custom Billet Grill Kit

This quality billet grill is designed to replace the factory grill and headlight covers on 1967-68 Camaro Rally Sport models. Will allow the grill moldings and headlight door moldings to attach as original. The grill and headlight doors are manufactured with Billet materials for a unique and custom appearance. Includes the center RS grill with LH and RH headlight doors. 3 piece kit.

*Note: Shipped oversized.*

R6725	67-68	Camaro RS
-------	-------	-----------



## 1967-68 Camaro RS Front Grill **OER** AUTHORIZED

OER® reproduction Camaro front grill assemblies and moldings for 1967 and 1968 models. The 1967 RS grill is black while the 1968 design includes chrome trim as original. Each grill is prepackaged in OER® corrugated box for maximum protection and the moldings come prepackaged in OER® poly tube.

*Note: Grill shipped oversized.*

K183	67-68	RS upper molding
3919060	67	black grill
3919060C	68	chrome grill
K182	67-68	RS lower molding



## 1969 Camaro Die-Cast RS Grill Molding

Correct die-cast molding installed on all 1969 Camaro models with the Rally Sport (hidden headlights) option.

*Note: Shipped oversized.*

3958637	69	Camaro
---------	----	--------



## 1967-68 Camaro RS Headlamp Covers **OER** AUTHORIZED

Reproduction headlight covers for 1967-68 Camaro RS models. Now offered in 1967 black or 1968 black with silver trim to match the silver trim kit. Prepackaged individually in OER® poly tube.

3898135	67	LH	black
3898136	67	RH	black
3919063	68	LH	with chrome
3919064	68	RH	with chrome



## 1969 Camaro Rally Sport Center Grill

Center grill used with all 1969 Camaro models with hidden headlights. Grill chrome molding available separately.

*Note: Shipped double oversized.*

3938641	69	Camaro
---------	----	--------



## 1969 Camaro Grill Reinforcement **OER** AUTHORIZED

Item is inserted between the upper grill and header panel section. Used with both RS and standard Camaro models. Acts as a trim piece and fills the gap between grill and header panel.

3949707	69	Camaro
---------	----	--------



3967175B

## 1970-73 Camaro Standard Grill

Reproduction of the 1970-73 Camaro standard grill. Available in standard silver or Z28 black.

**Note:** Shipped oversize.

3967175	70-71	silver - standard
3967175B	70-71	black - Z28
333724	72-73	silver - standard
333724B	72-73	black - Z28



3962973

3962974

## 1970-73 Rally Sport Camaro Grill **OER** AUTHORIZED

These reproduction grills were installed on all 1970-73 Camaro models with the Rally Sport option. Originally these grills featured silver trim on the front edges of the grill. These original replacements are manufactured in black only and may be painted silver if desired. The grills were separated by a vertical divider bar. This divider bar and mounting bracket are also available.

3962973	70-73	LH	RS
3962974	70-73	RH	RS



468036

459170

## 1978-79 Camaro Lower Grill

OER® manufactured lower grills for 1978-79 Camaro models. These injection molded grills are manufactured in black or silver ABS and feature all of the original detail. The silver grill is correct for standard and LT models, and the black grill is correct for Z28 and RS models.

468036	78-79	Camaro	black Z28
459170	78-79	Camaro	silver standard



341002

## 1980-81 Camaro Upper Grill

Reproduction lower grills for all 1974-77 Camaro standard and Z28 models. These grills are manufactured using injected molded materials to exact GM specifications in the correct silver color for standard models and black for Z28 models. Prepackaged in OER® box.

341002	74-77	Camaro	standard (silver)
341003	74-77	Camaro	Z28 (black)



1401197R



Argent silver

black

chrome/silver

## 1980-81 Camaro Upper Grills **OER** AUTHORIZED

Reproduction upper grill for 1980-81 Camaro Standard, Z28 and Berlinetta models. Manufactured from injection molded plastic with correct mounting points and in silver color for standard models, black for Z28 and chrome with silver accents for Berlinetta models.

K190	80-81	standard - Argent silver
K191	80-81	Z28 - black
1401197R	80-81	Berlinetta - chrome/silver

## 1982-84 Camaro Grills **GM** Restoration Parts

The 1982-84 Camaro grill included a LH and RH grill assembly. The grills were specifically designed for 1982 through 1984 Camaro Z28 models. Grills are available in black only. Paint silver if desired for standard models.



14019276

14019275

14019275	82-84	LH	black
14019276	82-84	RH	black

## 1967-69 Camaro Grill Fastener Sets

This set includes a complete set of fasteners designed to make replacing a standard or Rally Sport grill simple. All hardware is included in this handy set. 1967-68 Camaro set includes: 66 pieces, 1969 includes: 40 pieces. Prepackaged in OER® bag with header card.



K559	67-68	66 piece	standard or RS
K558	69	40 piece	standard or RS

# Chevy II/Nova Grills



## 1962-65 Chevy II/Nova Grill Guard

OER® reproduction of this accessory item for 1962-65 Chevy II/Nova models.

985435 62-65 Chevy II/Nova



3792544



3833312



3867837

## 1962-65 Chevy II/Nova Grill

Reproduction of the highly sought after 1962-65 Chevy II/Nova grill. Each grill features the correct end contours conforming to the headlamp bezels offering a clean fit.

*Note:* Shipped oversize.

3792544	62	Chevy II/Nova
3833312	63	Chevy II/Nova
3859082	64	Chevy II/Nova
3867837	65	Chevy II/Nova



3886428

## 1966-67 Chevy II/Nova Grill **OER AUTHORIZED**

Reproduction of the highly sought after 1966-67 Chevy II/Nova grill. Each grill features the correct end contours conforming to the headlamp bezels offering a clean fit and appearance.

*Note:* Shipped oversize.

3885299	66	Chevy II/Nova
3886428	67	Chevy II/Nova

## Grill Attaching Rivet Set **OER AUTHORIZED**

Replacement style grill attaching rivet with nut for various applications where a rivet is needed. These have the look of a rivet with the ease of a bolt and nut. Available in zinc-plated silver or black EDP coated. Sold in sets of 25.



881236

881235	silver (zinc-plated)	set of 25
881236	black (EDP coated)	set of 25



## 1968-69 Chevy II/Nova Grill

Reproduction of the 1968-69 Chevy II/Nova grill. Each grill features the correct end contours conforming to the headlamp bezels offering a clean fit.

*Note:* Shipped oversize.

3909164 68-69 Chevy II/Nova



## 1968-69 Nova SS Grill **OER AUTHORIZED**

Reproduction of the 1968-69 Nova grill for your Super Sport. Each grill features the correct end contours conforming to the headlamp bezels offering a clean fit.

*Note:* Shipped oversize.

3962979 68-69 Nova SS



## 1970-72 Nova Grill **OER AUTHORIZED**

Correct reproduction of the 1970-72 standard grill assembly. Grills are meticulously manufactured to give an authentic and original appearance when installed.

*Note:* Shipped oversize.

3949721 70-72 Nova



## 1970-72 Nova SS Grill **OER AUTHORIZED**

Correct reproduction of the 1970-72 grill assembly available for Super Sport models. Grills are meticulously manufactured to give an authentic and original appearance when installed.

*Note:* Shipped oversize.

3962915 70-72 Nova SS



## 1976-78 Nova Standard Grill

Correct reproduction of the 1976-78 Nova standard grill assembly. Grills are injection molded and finished to give an authentic and original appearance when installed.

*Note:* Shipped oversize.

466818 76-78 Nova

# Firebird Grills



9/88856

9788857

## 1967 Firebird Grill

Restoration Parts

OER® reproduction of the 1967 Firebird standard or 400 grill assemblies. Prepackaged in OER® box.

9788857	67	LH	standard grill
9788856	67	RH	standard grill
9789374	67	LH	400 grill (with die-cast chrome strip)
9789373	67	RH	400 grill (with die-cast chrome strip)



9793725

9793726

## 1968 Firebird Grill

Restoration Parts

OER® reproduction of the 1968 Firebird grill assemblies. Prepackaged in OER® box.

9793726	68	LH	standard grill
9793725	68	RH	standard grill
9793724	68	LH	400 grill (with die-cast chrome strip)
9793723	68	RH	400 grill (with die-cast chrome strip)

## 1967-68 Firebird 400

Restoration Parts

### Die-Cast Grill Inserts

This is a die-cast reproduction of the grill insert that was installed on all 1967-68 Firebird 400 grills. Sold in pairs. Includes LH and RH grill bars.

F640	67-68	Firebird	LH and RH
------	-------	----------	-----------

## 1967-68 Firebird

### Headlamp Grill Insert

Reproduction of the headlamp divider grill inserts for 1967-68 Firebird models. Attaches between the headlamp bulbs on all models.

9788858	67-68	LH and RH
---------	-------	-----------

## 1969 Firebird/Trans Am Grill

Restoration Parts

OER® reproduction 1969 Firebird grill assemblies. Injection molded as original and available in silver. Will fit all 1969 Firebird and Trans Am models.



9795935

9795936

9795936	69	Firebird/Trans Am	LH
9795935	69	Firebird/Trans Am	RH

## 1969 Firebird Lower Grill Support Bracket

Original style reproduction of the 1969 lower grill bracket. This bracket is required to mount the grill. Use 2 brackets per grill.



9795986	69	Firebird	4 required
---------	----	----------	------------



478512

478513

479690

479691

## 1970-71 Firebird and Trans Am Grills

Restoration Parts

OER® reproduction 1970-71 Firebird and Trans Am grill assemblies. Injection molded as original and available in OE silver color for standard Firebird models and black for Firebird V8 and Trans Am models.

478513	70-71	LH	silver
478512	70-71	RH	silver
479691	70-71	LH	black
479690	70-71	RH	black



485575

485265

## 1972 Firebird and Trans Am Grill

Reproduction grill assemblies for 1972 Trans Am and Firebird models. Correctly manufactured injection molded design with the die-cast outer ring. Trans Am grills feature correct black paint, as original. Includes mounting hardware for installation. Prepackaged in OER® box.

485576	72	Trans Am	LH	black
485575	72	Trans Am	RH	black
485265	72	Firebird	LH	silver
485264	72	Firebird	RH	silver



## 1979-81 Firebird/Trans Am Grill

Reproduction front grills for 1979-81 Firebird and Trans Am models. Each injected molded grill is produced in the original matte black color. Includes pre-attached 3M self adhesive tape around the perimeter and also included screws with U-clips for easy installation. Sold as a pair. Prepackaged in OER® poly tube.

14418	79-81	Firebird/Trans Am
-------	-------	-------------------

# Chevrolet/GMC Grills

## 1958-69 Chevrolet Full Size Passenger Car Grill

Reproduction grills for 1958-69 Chevrolet full size models. We offer two versions of the grill assembly for 1963-64, the basic grill or the grill that includes complete headlamp mounting brackets and attaching housings that make the installation extremely easy. These superb reproductions are manufactured to exact factory specifications ensuring a perfect fit and appearance.

**Note:** \*Shipped overseas \*\*Shipped truck freight. \*\*\*Shipped double overseas.



3747202



3760825



3768435

### 1958-60 Grills

3747202**	58	grill assembly
3760825	59	grill assembly with knobs
3768435	60	grill



3777175

### 1961 Grills

3777176	61	upper grill
3777175	61	lower grill



B1719

### 1963-65 Grills

3817606	63	grill only (anodized)
3817606A	63	grill assembly (with housing and brackets)
3830700	64	grill (anodized)
B1719	64	grill assembly (with housings and brackets)
3850210*	65	grill



3910613 - lower grill

### 1966-69 Grills

3869745	66	upper grill
3869746**	66	lower grill with extensions
3885962	67	grill
3910612**	68	upper grill
3910613**	68	lower grill
3929895	69	upper grill
3934560	69	lower grill

## 1947-54 GMC Chrome Grill

Reproduction grill assembly for 1947-54 GMC trucks. This chrome steel grill is made to factory specifications and will replace damaged originals.

**Note:** Shipped double overseas.

T70715	47-54	GMC
--------	-------	-----



## 1947-53 Chevrolet Truck Grill

Quality reproduction of the grill assembly for 1947-53 Chevrolet truck models. Choose from our EDP coated grill that is designed to be painted your desired color or from our chrome grills that feature a variety of accent colors.

**Note:** Shipped double overseas.

CX1555	47-53	paintable grill with paintable accent
CX1928	47-53	chrome grill with black accent
CX1929	47-53	chrome grill with chrome accent
CX1242	47-53	chrome grill with ivory white accent



CX1242



14869

15894

## 1947-55 GMC Grill Frame

Reproduction grill for 1947-55 1st series GMC Truck models. This steel support frame surrounds the grill and features mounting provisions for the GMC emblem in correct location. Manufactured to OE specifications for a perfect fit.

**Note:** Shipped overseas.

1947-54 GMC pickup models	1955 1st Series GMC pickup models	
14869	47-55	chrome
15894	47-55	black



# Chevrolet/GMC Grills



CX1243



CX1556



CX1557

## 1955-59 Chevrolet Chrome Grill AUTHORIZED

Excellent quality reproduction of the grill assembly for 1955-59 Chevrolet trucks. Each grill is an exact replica of the original, duplicating the appearance in every detail. The 1957 grill features a quality bright chrome finish.

*Note:* Shipped double oversize.

CX1243	55-56	chrome (2nd series 1955)
CX1556	57	chrome
CX1557	58-59	chrome (with Chevrolet)



CX1244



T70826

## 1964-66 Chevrolet Chrome Grill AUTHORIZED

Reproduction grill for 1964-66 Chevrolet pickup models. Beautifully reproduced for accurate fit and quality appearance. Center grill brace is not included but sold separately. Prepackaged in OER® box.

*Note:* Shipped double oversize.

CX1244	64-66	with Chevrolet lettering
T70465	64-66	without Chevrolet lettering
T70826	64-66	center grill brace



## 1967-68 Chevrolet Truck Grill Black AUTHORIZED

Reproduction black grill for 1967-68 Chevrolet pickup models. Beautifully reproduced for accurate fit and quality appearance. Prepackaged in OER® box.

*Note:* Shipped double oversize.

3886762	67-68	Chevrolet truck
---------	-------	-----------------

## 1969-70 Chevrolet Outer Grill AUTHORIZED

Reproduction stamped aluminum outer grill assembly for 1969-70 Chevrolet pickups, Blazers and Suburbans. Does not include "Chevrolet" lettering on grill. Prepackaged in OER® box.

*Note:* Shipped truck freight.

CX1400	69-70	Chevrolet	without logo
153407	69-70	Chevrolet	with logo



## 1969-70 Chevrolet Inner Grill

Reproduction molded plastic inner grill section for 1969-70 Chevrolet pickups, Blazers and Suburbans. Prepackaged in OER® box.

*Note:* Shipped oversize.

CX1401	69-70	Chevrolet
--------	-------	-----------



## 1971-72 Chevrolet Outer Grill AUTHORIZED

Reproduction stamped aluminum outer grill for 1971-72 Chevrolet pickups, Blazers and Suburbans. Prepackaged in OER® box.

*Note:* Shipped truck freight.

3990701	71-72	Chevrolet
---------	-------	-----------



CX1644



CX1597



CX1558

## 1967-72 GMC Truck Grill AUTHORIZED

Reproduction of the front grill for all 1967-72 GMC trucks. Manufactured from steel to factory specifications with a bright chrome finish and correct black GMC lettering as original.

*Note:* Shipped double oversize.

CX1644	67	with black GMC letters
CX1597	68-70	chrome without letters
CX1558	71-72	chrome/black without letters

## 1973-80 Truck Grill Attaching Nut

Correct reproduction grill attaching nut designed for use on 1973-80 pickups, Jimmy and Blazer grills. Sold individually. Use as required. Prepackaged in OER® poly tube.

6271829	73-80	truck
---------	-------	-------



# Camaro Headlamp Bezels



3916614

3916613

## 1967 Camaro Standard Headlamp Bezels Restoration Parts

Superb reproduction of the original type standard headlamp bezels for use on all 1967 Camaro models equipped with the standard front end. These bezels offer the crowning touch to a front grill replacement! Shipped individually in corrugated OER® box for added protection.

3916613	67	Camaro	LH
3916614	67	Camaro	RH



3962944

3962943

## 1970-73 Camaro Standard Headlamp Bezels Restoration Parts

These reproduction replacement bezels can be used to replace your missing, damaged or pitted originals. They are produced in the correct aluminum material and can be installed on standard or RS front ends. Officially Licensed by GM.

3962943	70-73	Camaro	LH
3962944	70-73	Camaro	RH



3914770

3914769

## 1968 Camaro Standard Headlamp Bezels Restoration Parts

Beautifully recreated original style standard 1968 Camaro headlamp bezels. Each reproduction headlamp bezel is manufactured in aluminum and painted the correct flat black color. Shipped individually in OER® box for added protection.

3914769	68	Camaro	LH
3914770	68	Camaro	RH



333792

333797

## 1974-77 Camaro RS/Z28 Headlamp Bezels Restoration Parts

Reproduction headlight bezels for 1974-77 Rally Sport and Z28 Camaro models. Headlamp bezels are manufactured to exact specifications and with a polished rim and brushed reflector for RS, and a polished rim and black reflector for Z28.

333791	74-77	LH	brushed finish
333792	74-77	RH	brushed finish
333796	74-77	LH	black
333797	74-77	RH	black

**Manufactured with original GM Tooling!**



3936902

3935928

## 1969 Camaro Headlamp Bezels Restoration Parts

These bezels are produced from the original tooling obtained from General Motors by OER®. Available either with or without the original chrome trim ring. Chrome trimmed bezels were originally installed on 1969 Camaro models with the optional exterior decor package. Standard Camaro models did not offer the chrome trimmed bezel. Shipped individually in OER® corrugated boxes for added protection.

3962901	69	LH	standard with chrome ring
3962902	69	RH	standard with chrome ring
3935927	69	LH	standard without chrome ring
3935928	69	RH	standard without chrome ring



356578

468032

## 1978-81 Camaro Headlamp Bezels

Reproduction headlamp bezels for 1978-81 Camaro standard and Z28 models. Manufactured to factory specifications for a perfect fit. Packaged individually in an OER® box for protection.

### Standard

356577	78-81	LH	chrome
356578	78-81	RH	chrome

### Z28

468031	78-81	LH	black
468032	78-81	RH	black

# Camaro/Firebird Headlamp Bezels



9784328

## 1969 Firebird Headlamp Bezel Cushion

Restoration Parts

OER® reproduction rubber cushion located between the outer impact bar and the impact bar reinforcement on all 1969 Pontiac F-Bodies. Manufactured in correct rubber material as original. Prepackaged in OER® bag. OE #9784328 LH, 9784327 RH.

9784328	69	Firebird	LH
9784327	69	Firebird	RH



9784321

**Manufactured with original GM Tooling!**

## 1969 Firebird Plastic Headlamp Bezels

Restoration Parts

Reproduction outer headlamp bezels for 1969 Firebird models. These headlamp surroundings will replace your originals exactly. Each bezel comes in a black color and is ready to paint to your desired color.

9784321	69	Firebird	LH
9784320	69	Firebird	RH



483413



483412



748594

## 1970-73 Firebird Headlamp Bezel

OER® reproductions of 1970-73 Firebird headlight bezels. Bezels are made from high-quality zinc die-cast material. When manufactured these parts are carefully deburred, polished and finished off with beautiful chrome plated finish. Each bezel is based off the second design and will fit all 1970-73 models. Hardware not included, sold separately.

483412	70-73	Firebird	LH
483413	70-73	Firebird	RH
748594	70-73	Firebird	hardware set

**Manufactured with original GM Tooling!**



492667



492666

## 1974-76 Firebird Headlamp Bezel

Restoration Parts

OER® reproduction headlamp bezels for 1974-76 Firebird models. These bezels are manufactured from the original GM tooling to exact specifications. Each bezel is designed to fit exactly as original. Not for use on 76 models with Formula or Trans Am.

492667	74-76	Firebird	LH
492666	74-76	Firebird	RH

**Manufactured with original GM Tooling!**



10004292



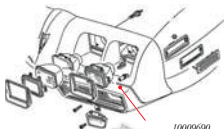
10005236

## 1979-81 Firebird Headlamp Bezels

Restoration Parts

OER® reproduction headlamp bezels for 1979-81 Firebird or Trans Am models. These bezels are manufactured from the original GM tooling. 4 required per vehicle.

10004292	79-81	Firebird	chrome
10005236	79-81	Firebird	black



10009690  
headlight bezel nuts for use on  
1979-81 Firebird models.

## 1979-81 Firebird Headlamp Bezel Nut

Correct reproduction of the bezel nuts for 1979-81 Firebird headlamp assemblies. Bezel nuts are essential to properly install the headlight bezels. Each bezel nut is injection molded to ensure originality. Prepackaged with OER® header card.

10009690	79-81	Firebird	individual
R329	79-81	Firebird	16 piece

# Chevy II/Nova Headlamp Bezels



3790349

3790350

## 1962-64 Chevy II/Nova Headlamp Bezels

Restoration Parts

Exact reproduction of the aluminum headlight bezels installed on 1962-64 Chevy II/Nova models. Manufactured to original GM specifications. These bezels offer a perfect fit and original appearance. Shipped individually in corrugated OER® box for added protection.

3790349	62-64	Chevy II/Nova	LH
3790350	62-64	Chevy II/Nova	RH

## 1966 Chevy II/Nova Headlamp Bezels

Restoration Parts

OER® quality reproduction of the 1966 Chevy II/Nova headlamp bezels. Manufactured in polished aluminum as original. This reproduction is an exact duplicate of the original and will fit and install correctly. Each piece is shipped individually in OER® box.



3866885	66	Chevy II/Nova	LH or RH
---------	----	---------------	----------

## 1967 Chevy II/Nova Headlamp Bezel Seals

Reproduction of the original headlamp bezel seals for 1967 Chevy II/Nova models. These seals fit between the headlamp bezel and body. Sold in pairs.



K420	67	Chevy II/Nova
------	----	---------------

## 1967 Chevy II/Nova Headlamp Bezels

Restoration Parts

These quality OE replacement bezels are manufactured with original GM tooling and will replace your customers originals exactly! OER® offers these die-cast headlight bezels for all 1967 Chevy II/Nova models. Correctly chromed and painted, each bezel will match the original exactly. Officially Licensed by GM.



3892282

3892281

3892281	67	LH	Chevy II/Nova
3892282	67	RH	Chevy II/Nova

## 1969-72 Nova Headlamp Bezels

Restoration Parts



OER® Premier and Restorer's Choice™ headlamp bezel for 1969-72 Nova models are die-cast to exact factory specifications for an authentic fit and original appearance. Headlamp Bezels



3949790

3949789

chrome-plated, polished to perfection, then accented with black paint in all of the correct original locations. Each bezel mounts to the vehicle with Phillips head screws (not included) to provide a finished appearance around the sealed beam headlamp. Hardware sold separately (1 set attaches both bezels).

**Note:** Not for use on 1969 models originally equipped with optional headlight washers.

3949789	1969-72	LH	original GM tooling
3949790	1969-72	RH	original GM tooling
C1671	1969-72	LH and RH	Restorer's Choice™
C1671A	1969-72	LH and RH	standard replacement
748595	1969-72		hardware

## 1968 Chevy II/Nova Headlamp Bezels

Replace your original 1968 Chevy II/Nova headlamp bezels with this quality reproduction manufactured to exact factory specifications. Each bezel will install and fit as original bringing back a factory fresh appearance. Sold in pairs.



16119

**Note:** Each bezel features a chrome finish around the headlight and 7 horizontal chrome fins to mate with 7 chrome accents on grill as original for all standard Nova models. For SS models, refer to part #16129.

16119	1968	LH and RH
16129	1968	"SS" LH and RH

## 1975-78 Nova Headlamp Bezels — Black

Reproduction headlamp bezels for 1975-78 Nova standard, Super Sport, and Rally models. Each reproduction headlamp bezel is injection molded to exact specifications and features silver fill or black fill for an authentic appearance.



360608

### SS — Black

360607	75-76	LH	Super Sport models
360608	75-76	RH	Super Sport models
360607	77-78	LH	Rally Models
360608	77-78	RH	Rally Models

### Standard — Silver

360627	75-78	LH	standard
360628	75-78	RH	standard

## 1976 Nova Headlamp Bezels — Chrome

Reproduction chrome headlamp bezels for 1976 Nova models. Each reproduction headlamp bezel is injection molded to factory specifications, features correct bright chrome finish.



368112

368111

368111	76	LH	Concours models
368112	76	RH	Concours models

# Impala/GM Truck Headlamp Bezels



## 1961 Chevrolet Full Size Headlamp Bezels

Reproduction headlamp bezels for all 1961 Chevrolet full size car models. Each bezel is manufactured from polished aluminum. Sold in pairs. Prepackaged in OER® box.

82566 61 Chevrolet sold in pairs



## 1963 Chevrolet Full Size Headlamp Bezels

OER® reproduction headlamp bezels designed to fit all 1963 Chevrolet full size passenger car models. Manufactured from aluminum. Includes LH and RH bezels. Prepackaged in OER® box featuring GM Restoration Parts™ logo.

K104 63 full size 4 piece



K512

## 1964-65 Chevrolet Full Size Headlamp Bezels

OER® reproduction headlight bezels designed to fit all 1964-65 Chevrolet full size passenger car models. Will fit LH or RH sides. Prepackaged in OER® poly tube.

3830697 64 individual - 4 required

K512 65 4 piece



## 1967 Chevrolet Full Size Headlamp Bezels

Restoration Parts

OER® reproduction headlamp bezels designed to fit all 1967 Chevrolet passenger car models. Manufactured from aluminum with the correct black paint. Includes LH and RH bezels. Prepackaged in OER® box featuring GM Restoration Parts™ logo.

3885963 LH and RH Chevrolet full size

## 1969 Full Size Chevrolet Headlamp Bezels

OER® reproduction of the headlamp bezels designed for use on 1969 Impala and full size Chevrolet car models. Manufactured as original for a perfect fit and appearance. Includes the headlamp extensions. Prepackaged in OER® corrugated box.



3964555

3964555 69 full size LH

3964556 69 full size RH

## 1947-55 Truck Headlamp Bezels

AUTHORIZED

Reproduction of the headlamp bezels for 1947-55 Chevrolet/GMC 1st series trucks. Manufactured from stainless steel. Sold in pairs. Includes mounting clips.



CX1224 47-55 truck 1st series

## 1964-66 Truck Headlamp Bezels

AUTHORIZED

Reproduction bezels for all 64-66 Chevrolet truck models. Manufactured with a bright chrome finish to factory specifications. Sold in pairs.



CX1227 64-66 truck



3990706



C14317



T70064



3990705



C14317



T70064

## 1969-78 Truck Headlamp Bezels

AUTHORIZED

Reproduction headlight bezels for the 1969-78 Chevrolet and GMC truck models. These bezels are manufactured with all necessary holes pre-drilled for simple installation.

3990705 69-72 Chevrolet LH

3990706 69-72 Chevrolet RH

C14317 69-72 GMC LH and RH

T70064 73-78 Chevrolet/GMC LH

T70063 73-78 Chevrolet/GMC RH

# Chevrolet/Pontiac Headlamp Components

## 1940-75 GM Headlamp Ring

Reproduction chrome headlamp retaining ring is used to hold the headlamp bulb to the mounting bucket. Fits numerous 1940-75 GM products with 7" round headlamp.



### Chevrolet

1941-55 Trucks  
1953-55 Corvette  
1962-75 Chevy II/Nova  
1967-75 Camaro  
1970 Monte Carlo  
1971-72 Chevelle  
1971-73 Vega  
1973-75 Laguna

### Pontiac

1946-55 All  
1970-73 Firebird  
1971-72 Grand Prix  
1971-74 Ventura

### Chevrolet Trucks

1941-55 Pickup, Suburban  
1962-72 Pickup, Blazer, Suburban  
1969-72 Blazer

5950248 40-75 7" diameter

## 1973-81 GM Headlamp Ring

OER® reproduction headlamp retaining ring for 1973-81 Chevrolet/GMC Truck with round headlamps, 1974-76 Firebird, 1975-78 Nova and 1975-81 Camaro models. Retaining rings hold the 7" round headlamp bulb to the mounting bucket.



5964574 73-81 GM truck  
5964574 74-76 Firebird  
5964574 75-78 Nova  
5964574 75-81 Camaro

## 1958-82 GM Headlamp Ring

OER® reproduction headlamp retaining ring for 1958-61 Chevrolet/GMC truck, 1958-76 full size Chevrolet and 1958-82 Corvette models. Retaining rings hold the headlamp bulb to the mounting bucket. Fits 5" round headlamp bulbs for 4 headlamp applications.



1958-61 GM truck  
1958-76 Impala/full size  
1958-82 Corvette  
1959-60 El Camino  
1967-69 Firebird

5954892 58-82

## Headlamp Retaining Ring to Bucket Screw

Screw used to attach the headlamp retaining ring (secure the bulb) to the headlamp bucket on GM vehicles with 7" single headlamp applications. This oval head sheet metal screw is a #8 - 18 x 1/2". Prepackaged in OER® poly tube.



9414752 7" single bulb applications

## 1962-74 Chevrolet Headlamp Beam Adjusting Spring

This is the correct adjusting spring for mounting the headlamp retaining ring to the headlamp bucket.



1962-74 Chevy II/Nova 1967-69 Camaro  
1970 Monte Carlo 1962-68 Chevrolet truck

5953168 62-74 Chevrolet

## 1969-73 Firebird Headlamp Adjusting Screw and Nut

Reproduction type nut and screw assembly used for headlamp beam adjustment on all 1969-73 Firebirds. This nut and screw assembly mounts directly to the headlamp housing and enables the headlamp beam to be aimed correctly. Use as required.



1235816 69-73 Firebird

## 1971-78 Pontiac Headlamp Adjuster Spring

Reproduction headlamp beam adjusting spring for various 1971-78 Pontiac models listed. Each spring is packaged in OER® poly tube.



1974-78 Firebird 1971-75 Catalina  
1971-72 Grand Am, Lemans 1971-75 Grand Prix

496096 71-78 Pontiac

## 1969-75 Headlamp Bulb Adjusting Spring

OER® reproduction of the original headlamp bulb adjusting spring used on the GM models listed. Manufactured from high-quality carbon steel music wire as original. These are plated with yellow zinc chromate for corrosion resistance. Sold individually. 2 required. Prepackaged in OER® poly tube.



1970-73 Camaro  
1969-72 Chevrolet truck  
1971-72 Monte Carlo  
1971-75 Vega

3X1975 69-75 2 required



## 1993-97 Firebird AUTHORIZED Headlamp Door Motor

Reproduction driver side headlamp door motor mounts to the headlamp mounting bracket on 1993-97 Firebird models. Used in conjunction with the headlamp door actuator module to open the headlamp doors when the headlights are needed. Manufactured using original GM tooling. Prepackaged in OER® box.

16516653 93-97 LH  
16516654 93-97 RH

## 1967-69 GM Headlamp Bezel Mounting Nuts Restoration Parts

These barrel shaped plastic insert nuts press into the steel frame and provide a secure anchor for the trim screws. These nuts are essential to properly mount the headlight bezels. This set of 10 will install the LH and RH headlight bezels. Prepackaged with OER® header card.



1967-68 Camaro Standard and RS  
1969 RS Camaro  
1968 Chevelle

3899847 67-69 GM

## 1964-65 Full Size Headlamp Bezel Lower Clip

Reproduction of the original lower headlamp bezel clips for 1964-65 GM full size cars. Manufactured from injection molded plastic as original. These clips rivet on to the grill and help retain the headlamp bezel in place. One lower bezel clip required per bezel. 4 required per vehicle. Prepackaged in OER® poly tube.



K6400 64 full size  
K6500 65 full size

# Chevrolet/Pontiac Headlamp Components



## 1958-82 GM Headlamp Mounting Bucket

Correct original style headlamp mounting buckets are designed to allow adjustment of the headlamp beam and are attached to the housing using both the adjustment screw and nut assemblies. These headlamp buckets fit a multitude of applications. See the listings for the correct application. Shipped individually in OER® boxes for added protection.

### 5950500

1958-71 Full Size Chevrolet - RH Inner  
1972-76 Full Size Chevrolet - LH Inner  
1965-70 Chevrolet - RH Inner  
1967-69 Chevrolet - LH Inner  
1958-82 Corvair - RH Inner  
1964-65 Corvair - RH Inner  
1966-68 Chevy Truck - RH Inner  
1958-62 Full Size Pontiac - RH Inner  
1965-67 Full Size Pontiac - RH Lower  
1965-67 Full Size Pontiac - LH Lower  
1968 Full Size Pontiac - LH Inner  
1969 Full Size Pontiac - RH Inner  
1970-74 Full Size Pontiac - LH Inner  
1975-76 Cadillac - LH Inner  
1969-70 Grand Prix - LH Inner  
1967-68 Firebird - RH Inner  
1969 Firebird - LH Inner  
1961-64 Tempel/LMansGTO - RH Inner  
1965-67 Tempel/LMansGTO - RH Lower  
1965-67 Tempel/LMansGTO - LH Lower  
1968 Tempel/LMansGTO - LH Inner  
1969 Tempel/LMansGTO - RH Inner  
1970-72 Tempel/LMansGTO - LH Inner

### 5950506

1965-66 Chevrolet - LH Inner  
1970 Chevrolet - LH Inner  
1958-82 Corvair - LH Inner  
1966-68 Chevy Truck - LH Inner  
1958-62 Full Size Pontiac - LH Inner  
1965-68 Full Size Pontiac - RH Lower  
1961-64 Full Size Pontiac - LH Lower  
1968 Full Size Pontiac - RH Inner  
1969 Full Size Pontiac - LH Inner  
1970-74 Full Size Pontiac - RH Inner  
1975-76 Cadillac - RH Inner  
1969-70 Grand Prix - LH Inner  
1967-68 Firebird - RH Inner  
1969 Firebird - LH Inner  
1961-64 Tempel/LMansGTO - LH Inner  
1968 Tempel/LMansGTO - RH Inner  
1969 Tempel/LMansGTO - LH Inner  
1970-72 Tempel/LMansGTO - RH Inner

### 5950500

1968-74 Full Size Pontiac - RH Outer  
1975-76 Cadillac - RH Outer  
1969-70 Grand Prix - RH Outer  
1967-69 Firebird - RH Outer  
1961-64 Tempel/LMansGTO - RH Outer  
1968-72 Tempel/LMansGTO - RH Outer

### 5950507

1958-76 Full Size Chevrolet - LH Outer  
1967-68 Full Size Chevrolet - RH Outer  
1965-70 Chevrolet - LH Outer  
1968 Chevrolet - RH Outer  
1958-82 Corvair - LH Outer  
1964-65 Corvair - LH Outer  
1966-68 Chevy Truck - LH Outer  
1958-62 Full Size Pontiac - LH Outer  
1965-67 Full Size Pontiac - RH Upper  
1965-67 Full Size Pontiac - LH Upper  
1968-74 Full Size Pontiac - LH Outer  
1975-76 Cadillac - LH Outer  
1969-70 Grand Prix - LH Outer  
1967-68 Firebird - LH Outer  
1969 Tempel/LMansGTO - LH Outer  
1961-64 Tempel/LMansGTO - LH Outer  
1968 Tempel/LMansGTO - LH Outer  
1969 Tempel/LMansGTO - LH Outer  
1970-72 Tempel/LMansGTO - LH Outer

### 5950513

1975-76 Full Size Chevrolet - RH Outer  
1966-67 Chevy Truck - RH Outer  
1958-62 Full Size Pontiac - RH Outer  
1965-67 Full Size Pontiac - LH Upper  
1965-67 Full Size Pontiac - LH Lower  
1961-64 Full Size Pontiac - LH Upper

### 5950506

1975-76 Full Size Chevrolet - LH Inner  
1972-76 Full Size Chevrolet - RH Inner

5950507	58-82	LH outer
5950506	58-82	LH inner
5950500	68-74	LH inner
5950513	58-76	RH outer
5950506	68-76	RH inner
5950500	58-82	RH inner



## 1981-74 Chevrolet Headlamp Mounting Bucket

Reproduction headlamp mounting bucket is designed to allow adjustment of the headlamp beam and is attached to the housing using both the adjustment screw and nut assemblies. Shipped individually in OER® boxes for added protection.

### K892

1941-55 1st Chevrolet truck LH and RH  
1953-55 Corvair LH and RH  
1962-72 Chevrolet Truck LH  
1966-67 Chevy II/Novo LH  
1968-74 Chevy II/Novo RH  
1967-69 Camaro RH  
1970 Monte Carlo RH

### K893

1962-72 Chevrolet Truck RH  
1966-67 Chevy II/Novo RH  
1968-74 Chevy II/Novo LH  
1967-69 Camaro LH  
1970 Monte Carlo LH

K892	41-74	Chevrolet
K893	62-74	Chevrolet

## 1958-72 GM Headlamp Mounting Bucket Set

Reproduction GM headlamp mounting buckets, headlight mounting rings and attaching hardware. This set of headlamp components are for 1958-66 Impala and full size Chevrolet models, 1958-62 Chevy pickup and 1958-72 GMC pickup.



14014	58-66	Impala/full size Chevrolet
14014	58-62	Chevy pickup
14014	58-72	GMC pickup



## 1967-69 Camaro Standard Headlamp Housings

Reproduction headlamp housings for standard 1967-69 models. These housings attach to the radiator support and hold the headlight components in place. Packaged in OER® box featuring GM Restoration Parts® logo.

K866	67	Camaro	LH	standard
K865	67	Camaro	RH	standard
K868	68	Camaro	LH	standard
K867	68	Camaro	RH	standard
K870	69	Camaro	LH	standard
K869	69	Camaro	RH	standard



## 1973-81 GM Headlamp Mounting Bucket

Reproduction headlamp mounting bucket for various GM models. This headlamp bucket is manufactured to factory specification and attaches to the headlamp housing using adjustment screw and nut assemblies. Fits LH or RH. Sold individually, 2 required per vehicle. Prepackaged in OER® poly tube.

1975-81 Camaro  
1976-77 Firebird  
1975-78 Nova  
1973-74 Chevrolet (exc. Laguna)

1976-77 Corvette  
1973-78 Chevrolet/GMC truck, C/K 1,2,3  
1979-81 Chevrolet/GMC truck, C/K 1,2,3  
(without chrome grill)  
1976-77 Pontiac X-Body (exc. 1977 Phoenix)

5964577	73-81	GM
---------	-------	----

# Camaro RS Headlamp Components

## 1967-68 Camaro RS Headlamp Bezel


Reproduction headlamp bezels for 1967-68 Camaro models equipped with the Rally Sport (hidden headlight) option. Each reproduction headlamp bezel is produced in aluminum and painted the correct color. Shipped individually in OER® box for added protection.



3898149	67-68	LH	RS
3898150	67-68	RH	RS

## 1967-68 Camaro RS Headlamp Door Opening Molding

Reproduction headlamp door moldings for 1967-68 Camaro RS models. These moldings attach directly to the headlamp return cover and complete the grill area trim. Each molding is finished in a matte black with a polished aluminum edge. The moldings may be attached to the door with sheet metal screws or rivets as original (not included). 10 piece rivet hardware set is available separately.



3919155	67-68	LH	
3919156	67-68	RH	
K7918	67-68	Hardware set (10 piece rivet set)	

## 1967-68 Camaro RS Headlamp Return Covers

**OER AUTHORIZED**


A correct replacement headlamp return cover (outer door) which is for 1967-68 Rally Sports. This return cover is manufactured in an "egg crate" pattern. Originally 1968 models featured a silver edge on the horizontal edges of the cover.



3898135	67	LH	black
3898136	67	RH	black
3919063	68	LH	black with silver trim
3919064	68	RH	black with silver trim

## 1969 Camaro RS Inner Headlamp Door

Reproduction die-cast inner chrome headlamp doors installed on all 1969 Camaro models equipped with the Rally Sport option.



3958005	69	Camaro	LH
3958006	69	Camaro	RH

## 1969 Camaro RS Outer Headlamp Doors

The outer headlamp door finishes the Rally Sport headlamp return cover assembly. This portion of the three piece assembly was painted the same color as the body of the car. Each reproduction is manufactured in unfinished steel and can be painted to the desired color.



3958003	69	RS	LH
3958004	69	RS	RH

## 1967-68 Camaro RS Headlamp Backing Plate

Reproduction rear backing plate that the front outer headlamp return cover and the outer door molding attach to. This backing plate acts as a support for the headlamp doors. All holes are precisely located to fit original or reproduction headlamp doors. Prepackaged in OER® poly tube.



3914747	67-68	LH	
3914748	67-68	RH	

## 1967-68 Camaro RS Headlamp Door Hinge

OER® reproduction of the Rally Sport headlight door hinge which pivots the headlamp concealment assembly when the headlights are activated. This hinge was used on both the LH and RH headlamp assemblies. Prepackaged in OER® poly tube.



3918873	67-68	Camaro	RS
---------	-------	--------	----

## 1967 Camaro RS Headlamp Output Arm

OER® reproduction headlamp output arm, commonly known as the bellcrank on 1967 Camaro Rally Sport models. Attaches to the return cover door assembly and the headlamp motor. The stamped steel arm, when connected, will allow complete movement of the headlamp door assembly. Prepackaged in OER® poly tube.



4917702	67	Camaro	RS
---------	----	--------	----

## 1968 Camaro RS Headlamp Bellcrank Shaft and Lever Supports

OER® reproduction headlamp bellcrank shaft and lever support for 1968 Camaro RS models. Item used to support shaft and lever assembly. This bracket will be necessary for correct installation and attachment of the bellcrank assembly. Prepackaged in OER® poly tube.



3925456	68	Camaro	RS
---------	----	--------	----



# Camaro RS Headlamp Components



## 1967 Camaro RS Headlamp Nut and Washer Set

Reproduction of all the washers and shouldered nuts for 1967 Camaro Rally Sport models. These are used in the attachment of the output arm to the headlamp motor assembly. Set includes: 4 large keyed washers, 2 Belleville washers and 2 retaining nuts. One set required per car. Prepackaged in OER® poly tube.

*Notes: Over tightening of the shoulder nut could result in failure of the headlamp motor.*

K8093 67 RS

## 1969 Chevrolet Headlamp

### Washer Nozzles

OER® reproduction headlamp washer nozzles. These nozzles were standard for 1969

Rally Sport Camaro and were optional on 1969 Nova and Chevelle models. This is a high-quality triple chrome-plated reproduction.

3957029 69 set of 4



## 1967-69 Camaro RS Headlamp Pivot Bolt

OER® reproduction of the bolt used to pivot the Rally Sport headlamp doors on 1967-69 Camaro models. This bolt installs through the control opening hinge and attaches the hinge to the headlamp housing. Two bolts required per car. Prepackaged in OER® poly tube.

3903453 67-69 2 required



## 1967-69 Camaro RS Headlamp Hinge Bolts

3 bolts needed to mount headlamp hinges on 1967-69 Camaro RS models. One set required per headlamp assembly. Order two sets per vehicle. 1" bolts. Prepackaged with OER® header card.

3899863 67-69 RS

## 1968-69 Camaro RS Firewall Grommet

Quality reproduction firewall grommet for 1968-69 Rally Sport Camaro models. This molded rubber grommet mounts to the firewall where the headlight vacuum hoses pass through to the engine compartment.

3927444 68-69 RS



## 1967-69 Camaro RS Headlamp Upper and Lower Bushing Set

Complete set of upper and lower Rally Sport headlamp door bushings and washers. Prepackaged with OER® header card.

K522 67 14 piece  
K528 68-69 22 piece



## 1968 Camaro RS Over Center Bracket and Spring Set

Keys onto lower end of headlamp bell crank and acts as an over center counter balance assist. Includes two attachment brackets, two springs and mounting hardware. This set will repair either the LH or RH headlamp assembly.

K1116 68 RS 2 required

## 1967-68 Camaro RS Headlamp Door Bumpers

OER® reproduction of the insulating rubber bumpers/stoppers used on the 1967-68 Camaro RS headlight door assemblies. These insulators dampen the noise caused by opening and closing of the door assemblies. Made of high-quality EPDM rubber. Requires weatherstrip adhesive for installation. Sold in pairs. 1 pair required per vehicle. Prepackaged in OER® poly tube.

3903461 67-68 Camaro RS

## 1967-68 Camaro RS Headlamp Door Screws

OER® reproduction 8 piece headlamp door (return cover) screw set will install both LH and RH Rally Sport headlight doors. Each screw is produced in the correct thread size. Prepackaged in OER® poly tube.

K7917 67-68 Camaro RS



## 1968-69 Camaro RS Vacuum Hose Set

Reproduction headlamp hoses for 1968-69 Camaro models with the Rally Sport option. This reproduction kit includes the correct size vacuum hoses, filter, fittings, fender straps, bundling straps. Also includes information on installation of hoses. Prepackaged in OER® polybag.

K2552 68 RS  
K2553 69 RS

## 1968-69 Camaro RS Vacuum Line Filter

Reproduction hidden headlamp vacuum line filter for 1968-69 Camaro and Impala models with hidden headlamps. Prepackaged in OER® chipboard box.

5638432 68-69 RS

## 1968-69 Chevrolet Hidden Headlamp Check Valve Assembly

Correct reproduction hidden headlamp vacuum check valve for 1968-69 Camaro and Impala models with hidden headlamps. Comes prepackaged in OER® chipboard box.

3926296 68-69 Camaro RS  
3926296 68-69 Impala



# Chevrolet/Pontiac Headlamp Components

## 1967 Camaro RS Headlamp Motors

**OER AUTHORIZED**

Manufactured for 1967 Rally Sport models, these motors are designed to open and close the headlamp doors when the headlamp switch is activated. Includes mounting plate allowing motor attachment to the bottom portion of the headlamp housing.

Although the motor assembly and the mounting bracket are somewhat different from the original in appearance, they are great replacements for the unavailable GM motor. Packaged in OER® box with GM Restoration Parts™ logo.

5044708	67	LH
5044709	67	RH



5044709

## 1968-69 Camaro RS Actuator Shields

OER® injection molded reproduction of the actuator shields for 1968-69 Rally Sport Camaro models. Actuators will attach as original and include all correct mounting holes. Prepackaged with OER® logo.

Prepackaged with OER® logo.

K4137	68	Camaro RS
K4138	69	Camaro RS



K4137

## 1968-69 Camaro RS Vacuum Actuator Canister

Officially Licensed by GM, this is a superb quality reproduction of the original headlamp vacuum canister!

Actuators are necessary for opening and closing the headlamp door assemblies on all 1968-69 Rally Sport Camaro models. Unlike 1967 Rally Sport Camaro models, which used an electric headlamp motor, 1968-69 converted to a vacuum operated system. Two actuators are required per vehicle, guaranteed not to leak for 36 months from customers purchase date! Packaged in OER® box with GM Restoration Parts™ logo.

- **Finest reproduction on the market!**
- **Guaranteed not to leak!**
- **36-Month Guarantee!**



5638486	68-69	Camaro RS
---------	-------	-----------

## 1968-69 Camaro RS Vacuum Actuator Canister Boot

These actuator boots for 1968-69 Camaro RS are manufactured as original to protect your actuator shaft and diaphragm from the elements. OER® reproduction of the original canister boot. Prepackaged in OER® chipboard box.

5638487	68-69	2 req. per vehicle
---------	-------	--------------------



3925461

## 1968 Camaro RS Actuator Mount Bracket

Reproduction large actuator brackets for 1968 Camaro RS are used to mount the rear portion of the headlamp actuator canister. This bracket attaches to the fender skirt and provides mounting points for the small actuator support bracket and the actuator shield. Produced in steel and EDP coated black to resist corrosion.

3925461	68	LH
3925462	68	RH



3943286

## 1969 Camaro RS Actuator Mount Brackets

Reproduction of the large actuator brackets used to mount the rear portion of the headlamp actuator canister. This bracket for 1969 Camaro RS attaches to the fender skirt and provides mounting points for the small actuator support bracket and the actuator shield. Produced in steel and EDP coated black to resist corrosion.

3943285	69	LH
3943286	69	RH

## 1968-69 Camaro RS Lower Actuator Bracket

This is the smaller of the two actuator support brackets for 1968-69 Camaro RS. This bracket is used in conjunction with the large bracket and traps the rear portion of the actuator between the two brackets for stability. Prepackaged with OER® header card.

3925460	68-69	2 req. per vehicle
---------	-------	--------------------



## 1968-69 Camaro RS Headlamp Relay Switch

**GM Restoration Parts**

This is a high-quality reproduction of the 1968-69 Camaro RS relay switch assembly which functions with the actuator allowing the headlamp door to open and close. This switch includes the correct hose outlets for the vacuum hose connections as well as an open and close valve.

This cosmetically correct reproduction will allow headlights to operate correctly once again. Relay switches are guaranteed not to leak for 36 months from purchase date! Packaged in OER® box with GM Restoration Parts™ logo.

5638498	68-69	Camaro RS
---------	-------	-----------



## 1967 Camaro RS Headlamp Motor Circuit Breaker — 10 Amp

Reproduction 10 amp circuit breaker for the headlamp motors on 1967 Camaro Rally Sport models. Prepackaged in OER® box.

4749164	67	10 amp
---------	----	--------



## Circuit Breaker — 30 Amp

Reproduction 30 amp circuit breaker for various GM applications. This circuit breaker was used for many applications that require a 30 amp circuit breaker including power seats, power windows, power door locks, power convertible tops, power tail gate window (wagons/Blazer/Jimmy) and the body wire harness extension. Prepackaged in OER® box.

4849847	30 amp
---------	--------



## 1968-69 Camaro RS Pin and Clevis Fastener Set

This high-quality reproduction fastener set is required to hold the headlight vacuum actuator to the mounting bracket and lever. Includes: 2 pins, 1 bushing, 1 spacer and 2 retainer clips. One set required to install each actuator.

K448	68-69	2 sets req.
------	-------	-------------

# Camaro Park Lamp Lens/Assemblies



## 1967 Camaro Standard Park Lamp Assembly



Reproduction park lamp assembly for all standard 1967 Camaro models. Housing and bulb included. Prepackaged in OER® box with the GM Restoration Parts™ logo.

911259	67	LH
911260	67	RH



## 1969 Camaro Park Lamp Lens



Reproduction parking lamp lenses for 1969 standard or RS Camaro models. Installs just like OEM part in lower valance panel, use two per vehicle. Delivered in OER® packaging with GM Restoration Parts™ logo.

K658	69	LH or RH
------	----	----------



911471

## 1967 Camaro Park Lamp Housing

Reproduction park lamp housings for 1967 Camaro standard and Rally Sport models. Inserts in the grill on standard models and the lower front valance panel on RS models. Includes housing assembly, socket and connector. Lens, gasket and mounting bracket not included.

K9691	67	LH	standard
K9692	67	RH	standard
911471	67	LH	Rally Sport
911472	67	RH	Rally Sport



## 1967 Camaro Standard Park Lens

Reproduction round standard park lamp lens that inserts into the center grill. Will fit original or reproduction housings. Correct reproduction for 1967 standard park lamp lens! Prepackaged in OER® chipboard box.

5985775	67	LH or RH
---------	----	----------



917169

## 1970-73 Camaro Standard Park Lamp Assembly



Reproduction park lamp assemblies for 1970-73 Camaro standard models. These assemblies include the lens, housing, lens gasket, amber bulb, grommet and wire lead to plug into the front lamp harness. Optional chrome trim bezel is available separately.

917169	70-73	LH
917170	70-73	RH



## 1968 Camaro Standard Park Lamp Lens



OER® reproduction park lamp lens. Now available without purchasing entire assembly.

5960200	68	LH or RH
---------	----	----------



## 1969 Camaro Park Lamp Assembly

Complete park lamp assembly for 1969 Camaro models. This reproduction includes complete housing assembly, clear lens, amber bulb and wiring with connector. Two required per vehicle, packaged in OER® box with the GM Restoration Parts™ logo.

916911	69	LH or RH
--------	----	----------



## 1967-68 Camaro RS Park Lamp Lens

High-quality reproduction RS park lamp lens for 1967-68 RS Camaro models with hidden headlights. Installs on reproduction or original park lamp assemblies. Sold in pairs, packaged in OER® box with the GM Restoration Parts™ logo.

K592	67-68	Camaro RS
------	-------	-----------



## 1970-1973 Camaro Standard Park Lamp Lens

Reproduction standard park lamp lens for 1970-1973 standard Camaro models. Each injection molded lens is specifically designed to replicate the original lamp lens. Includes all correct markings. Sold in pairs only

*Note: Not for use with Rally Sport.*

K332	70-73	LH and RH
------	-------	-----------



## 1968 Camaro Park Lamp Assembly

OEM quality park lamp assembly which installs on any 1968 standard (non-Rally Sport) grill. Includes the complete housing assembly, clear lens, stainless steel lens trim, amber bulb and wire attached connector. Each assembly will fit either side. Prepackaged in OER® box with the GM Restoration Parts™ logo.

916896	68	LH or RH
--------	----	----------

# Camaro/Firebird Park Lamp Lens/Assemblies



## 1970-73 Camaro RS

### Park Lamp Assembly



Reproduction park lamp assembly for 1970-73 Rally Sport Camaro models. Features the correct SAE and Guide markings on lens. Sold individually. Shipped in OER<sup>®</sup> box with the GM Restoration Parts<sup>™</sup> logo.

917034 70-73 RS



## 1974-77 Camaro Park Lamp Lens and Reflector

Reproduction park lamp lens and reflector for 1974-77 Camaro models. This is an excellent OER<sup>®</sup> reproduction that will fit and install exactly as original. Prepackaged in OER<sup>®</sup> chipboard box.

928168 74-77 Camaro 2 required



## 1978-81 Camaro Park Lamp Lens and Housing

Reproduction park lamp lens and housing for 1978-81 Camaro standard and Z28 models. Assembly features a clear plastic lens with a bright reflective housing as original. Z28 lens features a chrome bar across the lens as original. Prepackaged in an OER<sup>®</sup> box to prevent damage during transit.

913641 78-81 standard  
913361 78-81 Z28

Original GM Tooling!



5975679

5975680



## 1982-90 Firebird Park Lamp Assembly

OER<sup>®</sup> front park lamp assemblies for 1982-90 Firebird models. Manufactured with original GM tooling for a perfect fit and authentic factory original appearance. Features all original markings on an amber lens. Officially Licensed GM Restoration Part.

5975679 82-90 LH

5975680 82-90 RH



5960531



5960532

## 1968 Firebird Park Lamp Lenses

Quality OER<sup>®</sup> reproduction park lamp lenses for 1968 Firebird models will install as original. Silver bezel with clear lens.

5960531 68 Firebird LH

5960532 68 Firebird RH



F19681L



F19681R

## 1968 Firebird Park Lamp Housing

OER<sup>®</sup> Authorized reproduction park lamp housings for 1968 Firebird models. Includes: housing, lamp socket and lens gasket.

**OER AUTHORIZED**

F19681L 68 Firebird LH

F19681R 68 Firebird RH



## 1969 Camaro RS Park Lamp Lens

### Trim Rings

OER<sup>®</sup> reproduction chrome lens rings for 1969 Rally Sport Camaro models. Each trim ring is manufactured to exact specifications. Sold in pairs only.

K105 69 RS



## 1970-73 Camaro Standard Park Lamp Trim

Reproduction park lamp trim for 1970-73 Camaro standard models. This stainless steel trim piece surrounds the park lamp lens.

K393 70-73 Camaro



## 1974-77 Camaro Park/Turn Lens Ornament

Reproduction park lens ornament for 1974-76 Camaro models and 1977 Camaro models without the Z28 option. Features correct chrome finish. 2 required per vehicle. Prepackaged in OER<sup>®</sup> box.

337452 74-77 Camaro 2 required



## 1969-73 Firebird Park Lamp Bezel

OER<sup>®</sup> reproduction park lamp bezel for 1969-73 Firebird models. Each bezel is manufactured to exact specifications. Features a bright chrome finish. 2 required.

5860557 69-73 Firebird LH or RH

# Chevrolet/Pontiac Park Lamp Components



459154

459153

## 1978-81 Camaro Standard Park Lamp Bezels

Reproduction park lamp bezels for 1978-81 Camaro standard park lamp assemblies. Manufactured to exact specifications. Prepackaged in OER® box.

459153	78-81	Camaro	LH
459154	78-81	Camaro	RH



468034

468033

## 1978-81 Camaro Z28 Park Lamp Bezel

Reproduction park lamp bezels for 1978-81 Camaro Z28 park lamp assemblies. Manufactured to exact specifications. Prepackaged in OER® box.

468033	78-81	Camaro	LH
468034	78-81	Camaro	RH



## 1967-68 Camaro RS Park Lens Gaskets

These OER® manufactured park lens to housing gaskets are for 1967-68 Rally Sport Camaro models. Each gasket is stamped with a steel rule die ensuring an exact fit.

K459	67-68	RS
------	-------	----



## 1967-68 Camaro RS Park Lamp Housing Gaskets

Includes 2 gaskets for mounting the park lamp assemblies to the valance panel. Prepackaged in OER® poly tube.

5959235	67-68	molded rubber
---------	-------	---------------



K2530

## 1967-69 Camaro Park Lamp Housing Gaskets

OER® manufactured park lamp housing gaskets are for 1967-68 standard or 1969 standard or Rally Sport Camaro models. Each gasket is stamped with a steel rule die ensuring an exact fit.

K2530	67	Camaro	standard
K2531	68	Camaro	standard
K2532	69	Camaro	standard or RS



## 1970-73 Camaro Park Lens Gaskets

OER® reproduction "molded" park lamp lens gaskets for 1970-73 Camaro models except Rally Sport. These gaskets fit between the lens and housing and will ensure a better fit and seal than other aftermarket stamped foam gaskets.

K1115	70-73
-------	-------



## 1968 Firebird Park Lamp Lens Gaskets

Reproduction park lamp lens gaskets for 1968 Firebird models. Mounts between the lens and the housing.

5960073	68	lens to housing
---------	----	-----------------



## 1967-76 Chevrolet Park Lamp Lens Screw

OER® reproduction park lamp lens screw fits various Chevrolet models listed below. Dimensions 1" long from below the head, 5/8" shoulder and 8-32 thread.

68-69	Camaro standard	67-69 & 71-76	Chevrolet full size passenger car
70-73	Camaro RS	70-76	Nova
5961225	67-76	each	
K5241	67-76	set of 4	



## 1970-73 Camaro Park Lens Screw Set

These special screws mount the standard park lamp lenses on 1970-73 Camaro standard models. Includes a set of 8 screws.

5962696	70-73	Camaro
---------	-------	--------

# Chevy II/Nova Park Lamp Components



926327

## 1962-64 Chevy II/Nova Park Lamp Assemblies

Reproduction park lamp assemblies for 1962-64 Chevy II/Nova models. Each park lamp includes the housing, lens, socket connector and bulb for a complete replacement.

926327	62	LH	clear
926328	62	RH	clear
897286	63-64	LH	amber
897287	63-64	RH	amber



CM306-4A



CM306-1A

**GM AUTHORIZED**

## 1970-72 Nova Park Lamp Lenses

Reproduction of the park lamp lens for 1970-72 Nova models. These reproductions are manufactured to factory specifications featuring correct "Guide" markings as original.

CM306-4A	70	clear
CM306-1A	71-72	amber



911879

912008

**GM Restoration Parts**

## 1975 Nova Park Lamp Assembly


OER® reproduction amber park lamp assemblies for 1975 Nova models. Features the housing and the lens with original style "Guide" markings. The assembly with the amber lens is for standard Nova models and clear lens was used on Super Sport and Luxury models. Socket bulb and wiring not included. Fits LH or RH, two required. Prepackaged in OER box with the GM Restoration logo.

### Standard Models

911879	75	LH or RH	amber
--------	----	----------	-------

### Super Sport/Luxury Models

912008	75	LH or RH	clear
--------	----	----------	-------



## 1963-64 Chevy II/Nova Park Lamp Bezels

**GM Restoration Parts**

Reproduction park lamp bezels for 1963-64 Chevy II/Nova models. Originally designed for 1963-64 models, these bezels are also desirable for 1962 models by restorers. Prepackaged in OER® box.

K116	63-64
------	-------



K416



K418

## Chevy II/Nova Park Lamp Lens

Reproduction park lamp lens for 1962-64 and 1966-67 Chevy II/Nova models. This reproduction is manufactured with Guide markings as original. Sold as pairs.

K416	62	clear
K417	63-64	amber
K418	66-67	amber



## 1968-69 Chevy II/Nova Park Lamp Assembly

Reproduction of the original park lamp assemblies designed for use on 1968-69 Nova models. Each assembly includes the correct housing, lens and color coded wiring for a complete replacement. Lens includes all original "Guide" markings. For use on passenger or driver side. 2 required per vehicle. Prepackaged in OER® box.

916211	68-69	LH or RH
--------	-------	----------



**GM Restoration Parts**

## 1973-74 Nova Park Lamp Assembly

OER® reproduction amber park lamp assembly for 1973-74 Nova models. Includes the housing, lens with socket bulb and wiring. Features original style "Guide" markings. Fits LH or RH, two required. Prepackaged in OER® poly tube.

897087	73-74	LH or RH
--------	-------	----------



944333

944330

## 1976-77 Nova Park Lamp Lenses and Housings

**GM Restoration Parts**

Manufactured by OER®, these are Officially Licensed GM Restoration Part park lamps lenses and housings that install into the front grill area of 1976 and 1977 1st design Nova models. Each lens features the correct stamped SAE, Guide and GM part number markings in the proper locations.

*Note: Not for use with Rally models. \*Includes socket and bulb with wiring.*

### 1st Design with White Bow Tie

913013	76-77	LH
913014	76-77	RH
944333+	76-77	LH
944332+	76-77	RH

### 2nd Design without White Bow Tie

913401	77-78	LH
913402	77-78	RH
944331+	77-78	LH
944330+	77-78	RH

# Park Lamps/Side Markers



## 1964 Chevrolet Full Size Park Lamp Assemblies AUTHORIZED

These park lamp assemblies including the housing and lens. Fit all 1964 full size Chevrolet passenger car models. Assemblies sold as a pair.

### Assemblies

B11710A	64	with amber lenses
B11710C	64	with clear lenses

### Components

595496B	64	amber lenses
595496C	64	clear lenses
910271	64	housings (each)

## 1947-53 Chevrolet Truck Park Lamp Assembly AUTHORIZED

Reproduction park lamp assemblies for 1947-

53 Chevrolet truck models. These assemblies are available in 6 volt or 12 volt and include the lens, bezel, 6 or 12 volt bulb and wiring for a complete replacement. Available with a clear or amber lens. Sold individually.



T70454

### 6 Volt

CT25630	47-53	6 volt	clear lens
T70454	47-53	6 volt	amber lens

### 12 Volt with Turn Signal

CT23431	47-53	12 volt	clear lens
T70455	47-53	12 volt	amber lens



CT23644

## 1960-66 Chevrolet Truck Park Lamp Lens AUTHORIZED

Reproduction of the park lamp lens for 1960-66 Chevrolet truck models. These lenses will fit any 1960-66 Chevrolet truck. Sold individually.

CT23645	60-62	clear
CT23644	63-66	amber



## 1962-66 Chevrolet Truck Park Lamp Bezel AUTHORIZED

Correct replacement park lamp lens for 1962-66 Chevrolet trucks.

CT23653	62-66	LH or RH
---------	-------	----------



T70916



CT23650

## 1971-72 Chevrolet Truck Park Lamp Lens AUTHORIZED

Correct replacement park lamp lens for 1971-72 Chevrolet trucks.

T70915	71-72	LH	Chevrolet	clear
T70916	71-72	RH	Chevrolet	clear
CT23651	71-72	LH	Chevrolet	amber
CT23650	71-72	RH	Chevrolet	amber

Original GM Tooling!



915452

## 1981-82 GM Truck Park Lamp Assembly

Restoration Parts

OER® reproduction driver and passenger side front park lamp assemblies for 1981-82 GM truck models. Manufactured using original GM tooling. Officially licensed GM Restoration Part. Prepackaged in OER® polytube.

915451	81-82	LH
915452	81-82	RH

Original GM Tooling!



918731

## 1980-87 Buick Regal/Grand National Park Lamp Restoration Parts

OER® reproduction driver and passenger side front park lamp for 1980-87 Buick Regal and Grand National models. Manufactured using original GM tooling. Available with clear lens for Regal models and with amber lens for Grand National models. Officially Licensed GM Restoration Part. Prepackaged in OER® polytube.

### Buick Regal

914871	80-84	LH	clear
914872	80-84	RH	clear

### Buick Regal/Grand National

918731	84-87	LH	amber
918732	84-87	RH	amber



R5012A

## 1968-69 Chevrolet Side Marker Lamp Kits

Replace your side marker lamp assemblies on 1968 Camaro 1968-69 Chevy II/Novra and 1968-69 Chevrolet full size station wagons. This easy to install kit provides a complete set of side marker lamp assemblies, including front and rear side marker lenses, chrome bezels and bezel gaskets.

R5012	68	w/clear front lenses
R5012A	69	w/amber front lenses

# Chevrolet/Pontiac Side Markers



K70



K71

## 1968 Camaro Side Marker Lamps

Restoration Parts

For 1968 Camaro side marker assemblies, this complete replacement features a clear or red lens attached to the housing. Also installs on other various Chevrolet models. Officially Licensed by General Motors. Each bezel is prepackaged in an OER® chipboard box with the GM restoration parts™ logo.

K70	68	clear
K71	68	red



two front fender lamps



two rear quarter panel lamps



two front fender chrome bezels  
two rear quarter chrome bezels

Restoration Parts

## 1969 Camaro Side Marker Lamp Kit

Ready-to-install, these complete replacement front and rear side marker lamp assemblies for 1969 Camaro include lenses, housings and four polished reproduction chrome bezels. Also features correct SAE and Guide lettering.

R5013	69	Camaro
-------	----	--------



916813



916847

Restoration Parts

## 1969 Camaro Side Marker Lamps

Reproduction side marker lamp includes the lens and housing. Features correct SAE and Guide lettering. Each lamp is prepackaged in an OER® chipboard box with the GM restoration parts™ logo.

916813	69	amber
916847	69	red



K72 - four required per car



K996 - two required per car

Restoration Parts

## 1968-69 Camaro Side Marker Bezels

Correct chrome side marker lamp bezels for all 1968-69 Camaro models, order separately or in kits with lenses. Prepackaged in an OER® chipboard box with the GM restoration parts™ logo.

K72	68	front or rear	(4 required)
K995	69	rear quarter	(2 required)
K996	69	front fender	(2 required)

## 1978-02 Camaro/Firebird Tail Lamp Stud Gasket

Reproduction side marker gasket for 1978-02 Camaro and Firebird models. This foam gasket is placed on the mounting stud before the tail lamp, sealing water out of the body. 2 required per assembly. Measures: 1-1/16" diameter - 3/16" hole.

5967657	78-02	Camaro
---------	-------	--------



## 1968-69 Chevrolet Side Marker Bezel Gaskets

Correct replacement gaskets for side marker lamp bezels on 1968-69 models listed. Eliminate leakage due to rain, car washing or other elements. Sold as pairs.

1968	Camaro (front/rear)
1968	Chevelle (front)
1968	full size Chevrolet wagon (rear)
1968-69	Chevy II/Novata (front/rear)

K837	68-69	Chevrolet
------	-------	-----------



## 1969 Camaro Side Marker Bezel Gaskets

Correct replacement gaskets for 1969 Camaro side marker lamp bezels. Eliminate leakage due to rain, car washing or other elements. Sold as pairs. 2 required.

K838	69	Camaro
------	----	--------

## 1968-81 5/16" Side Marker Lamp Nut Kits

Correct retaining nut used to hold the side marker lamps to the front fender. 8 nuts required for 1968-73. 1974-81 require 4 nuts. Also may be used for various other applications including emblem attachment. Sold in sets of 4 or 8. OE #8797130.

K424	68-73	8 piece
K423	74-81	4 piece



## 1970-73 Camaro Front And Rear Side Marker Lamp Kit

Each kit includes: two front amber side marker lenses and two rear red lenses. Each replacement lens features the correct SAE and Guide lettering making these reproductions exact.

R5014	70-73	Camaro
-------	-------	--------



# Chevrolet/Buick Side Markers



## 1970-77 Camaro

### Side Marker Lenses



Reproduction of the Camaro side marker lenses for 1970-77 models. Includes correct SAE and Guide lettering. Each lens is prepackaged in an OER<sup>®</sup> chipboard box with the GM restoration parts<sup>™</sup> logo.

K977	70-73	LH or RH	rear
K943	70-77	LH or RH	front

## 1980-81 Camaro Side Marker

### Lamps



Side marker lamps

feature an amber lens and housing assembly which will replace the originals exactly.

Manufactured with correct Guide markings on the lens surface. Officially Licensed by General Motors. 2 required



913180	78-81	LH or RH	front
--------	-------	----------	-------

## 1978-81 Camaro Side Marker

### Lamp Bezel



This OER<sup>®</sup> quality reproduction side marker lamp bezel is for 1978-81 Camaro

front fenders and will replace the originals exactly. Officially Licensed by General Motors.



459120	78-81	LH or RH	front
--------	-------	----------	-------

## 1970-81 Camaro Side Marker

### Lamp Retainer



Correct retainer used to hold the side marker lamp assembly to the front fender. This retainer is required to install new side marker lamps. 2 required per vehicle.

3974545	70-81	front	2 required
---------	-------	-------	------------

## 1982-92 Camaro/Firebird Front Side Marker Retainer



Retainer used to hold the front side marker lamp assembly to the front fender on 1982-92 Camaro and Firebird models.

Manufactured from quality steel with a black zinc protective finish. Prepackaged in OER<sup>®</sup> poly tube.

9799509	82-92	4 req. per vehicle
---------	-------	--------------------

Original GM Tooling!



914191

914192

## 1980-90 Full Size Chevrolet Car

### Rear Side Marker



OER<sup>®</sup> reproduction driver and passenger side rear side marker assemblies for 1980-90 full size Chevrolet car models. Manufactured using original GM tooling. Officially Licensed GM Restoration Part. Prepackaged in OER<sup>®</sup> poly tube.

1980-90 Chevrolet Caprice  
1980-90 Chevrolet Impala  
1983-84 Pontiac Parisienne

914191	80-90	LH
914192	80-90	RH

Original GM Tooling!



915435

915436

## 1981-89 Full Size Chevrolet Car

### Front Side Markers



OER<sup>®</sup> reproduction driver and passenger side front side marker assemblies for 1981-89 full size Chevrolet car models. Manufactured using original GM tooling. Officially Licensed GM Restoration Part. Prepackaged in OER<sup>®</sup> chipboard box. Attaching speed nuts are not included but available separately. One pair of speed nuts is required per assembly, two pair per car.

1981-85 Chevrolet Caprice  
1981-85 Chevrolet Impala  
1982-89 Pontiac Safari  
1982-89 Pontiac Parisienne

915435	81-89	LH
915436	81-89	RH
748619	81-89	speed nuts

Original GM Tooling!



919873

919874



5974209

5974210

## 1984-87 Buick Regal/Grand National Front Side Marker



OER<sup>®</sup> reproduction driver and passenger side front side marker assemblies for 1984-87 Buick Regal and Grand National models. Available with a black or chrome bezel for with or without Sport Package. Manufactured using original GM tooling. Officially licensed GM Restoration Part. Prepackaged in OER<sup>®</sup> poly tube.

Black Bezel (with Sport Package)

919873	84-87	LH
919874	84-87	RH

Chrome Bezel (without Sport Package)

5974209	85-87	LH
5974210	85-87	RH

Original GM Tooling!



5976009



5976010



## 1993-02 Camaro Rear Side Marker

OER<sup>®</sup> reproduction rear side marker assemblies for 1993-02 Camaros. Manufactured using original GM tooling. Officially licensed GM Restoration Part. Prepackaged in OER<sup>®</sup> poly tube.

5976009	93-02	LH
5976010	93-02	RH

# GM Side Marker Lamps



## 1970-74 Nova Front Side Marker Lamps

Replacement side marker lamps for 1970-74 Nova models. These side marker lamps feature an amber lens assembly attached to the housing.

911283 70-74 amber



## 1970-74 Nova Rear Side Marker Lamps

This is a correct replacement for the rear quarter panels of 1970-74 Nova models. These side marker lamps feature a red lens assembly attached to the housing. Sold in pairs.

917441 70-74 red



## 1975-79 GM X-Body Front Side Marker Lamps

Correct front fender side marker lamps for 1975-79 Nova and 1976-79 Omega and Ventura models. These assemblies feature an amber lens with "Guide" markings and lamp housing.

912100 75-79 front lenses



## 1975-79 GM X-Body Rear Side Marker Lamps

Correct rear quarter side marker lamps for 1975-79 Nova and 1976-79 Ventura models. Features a red lens with "Guide" markings and lamp housing.

912099 75-79 rear side marker



## 1988-72 CST/Deluxe Truck Front Side Marker Lamp

Reproduction front side marker lamp assembly for 1968-72 Chevrolet/GMC pickup, Blazer/ Jimmy, Suburban and 1971-72 G-series van models. This assembly features bright trimmed amber lenses with housing and gasket that will replace the original exactly. 2 required.

911310 68-72 LH or RH



## 1988-72 CST/Deluxe Truck Rear Side Marker Lamp

Reproduction rear side marker lamp assembly for 1968-72 Chevrolet/GMC pickup, Blazer/ Jimmy, Suburban and 1971-72 G-Series van models. This assembly features bright trimmed red lenses with housing and gasket that will replace the original exactly. 2 required.

911311 68-72 LH or RH

Original GM Tooling!

GM Restoration Parts

## 1988-07 Chevrolet and GMC Truck Front Side Markers

Original GM tooling is used to produce these OER® front side reflectors for 1988-07 Chevrolet and GMC C/K pickup models with or without chrome grill. Utilizing the same exact processes, tooling, and raw materials as GM did results in exceptional quality and an authentic factory appearance that is unmatched in the automotive aftermarket. 2 required per vehicle. Officially Licensed GM Restoration Part.

5975199/5975200

1988-93 GMC C/K pickup

5974341/5974342

1988-07 Chevrolet and GMC C/K pickup

With Chrome Grill - 10-1/2" tall

5975199 88-93 LH

5975200 88-93 RH

Without Chrome Grill - 6-1/2" tall

5974341 88-07 LH

5974342 88-07 RH

Original GM Tooling!



915449

915558



## 1981-91 GM Truck Front Side Markers

GM Restoration Parts

Manufactured from original GM tooling, this OER side marker lamp features all of the original markings on the lens for complete authenticity. Each lens is an exact replica of the original equipment marker lamp assembly, designed to fit all 1981-91 Chevrolet and GMC light duty truck models exactly as the factory intended. Officially Licensed GM Restoration Part.

915449 81-91 LH

915450 81-91 RH

With Stainless Trim

915557 81-91 LH

915558 81-91 RH

# GM Side Marker Lamps/Bezels



917399



917401



479084



479630

## 1970-81 Firebird Side Marker Lenses



Reproduction side marker lamp lenses for 1970-81 Firebird models. Feature a lens and housing assembly which will replace the originals exactly. Includes lens to bezel gasket. Officially Licensed by General Motors.

917399	70-81	LH front
917400	70-81	RH front
917401	70-81	LH rear
917402	70-81	RH rear

## 1970-81 Firebird Side Marker Lamp Bezel

Reproduction side marker lamp bezels for 1970-81 Firebird models. These bezels are ready to paint body color and will replace the originals exactly. They can be installed with quality OER® replacement lenses or original lenses.

479084	70-81	LH front
479083	70-81	RH front
479631	70-81	LH rear
479630	70-81	RH rear

Original GM Tooling!



5974361



5974362



## 1968-69 Chevrolet Front Side Marker Bezel Gaskets

OER® reproduction side marker bezel gaskets for 1968 full size Chevrolet, 1968 Chevelle and 1968-69 Nova models. Mounts between the bezel and the body on the front side markers. For use on front side marker bezels with engine size designation.

K4166 68-69 for bezels with engine size

## 1987-88 Oldsmobile Cutlass GT/442

### Front Corner Lamps



OER® front corner lamp for 1987-88 Oldsmobile Cutlass GT/442 models. Manufactured with original GM tooling for a perfect fit and authentic factory original appearance. Features all original markings on an amber lens.

5974361	87-88	LH
5974362	87-88	RH



3962933



3962934

## 1970-79 Nova Side Marker Bezel



Correct chrome die-cast reproduction of the side marker lamp bezels for 1970-79 Nova models. Officially Licensed by General Motors. Each bezel is prepackaged in an OER® chipboard box with the GM restoration parts™ logo.

3962933	70-74	front
3962934	75-79	front
3962934	70-79	rear



## 1970-78 GM X-Body Side Marker Lamp Gaskets

Correct replacement side marker lamp gaskets for 1970-78 Nova, 1971-76 Skylark, Omega and 1971-78 Ventura. Set of 4.

3962935 70-78 set of 4



## 1970-81 Firebird Side Marker Lamp Lens Gaskets

OER® reproduction side marker lens gasket for 1970-81 Firebird models. Mounts between the lens and the housing on both the front and rear side markers.

5963134 70-81 front or rear

# Pontiac Side Marker Lamps/Bezels

## 1968 Pontiac Rear Side Marker Lamp Set

Restoration Parts

Complete set for 1968 Firebird models designed to replace the lens, bezel and gaskets for both driver and passenger sides. Also fits 1968 Pontiac full size models, except station wagons.



KT06801 68 LH and RH

## 1968 Pontiac Rear Side Marker Lamp Lens

Restoration Parts

Reproduction rear side marker lens for 1968 Firebird models. This is a high-quality arrow head shaped lens which inserts on the rear quarter panel. This product has been approved and Officially Licensed by General Motors Corporation. Also fits 1968 Pontiac full size models, except station wagons.



5960473 68 LH and RH

## 1968 Pontiac Rear Side Marker Lamp Bezels

Restoration Parts

This is an excellent quality reproduction arrowhead shaped bezel which houses the quarter side marker lamp assembly on 1968 Firebird models. This brightly polished side marker bezel is Officially Licensed by General Motors. Also fits 1968 Pontiac full size models, except station wagons.



5960475 68 LH and RH



## 1968 Pontiac Rear Side Marker Gaskets

Reproduction of the rear side marker gaskets for all 1968 Firebird models. Gaskets go between the lens and the outer chrome bezel. Prepackaged in OER® poly tube.

5960074 68 Pontiac



## 1969 Firebird Rear Side Markers

Reproduction rear side marker assemblies for all 1969 Firebird models. These complete assemblies include the housing, red reflective lens with white accents, gaskets and chrome bezel. Prepackaged in OER® poly tube.

R10094 69 Firebird



## 1969 Firebird Rear Side Marker Lens Assembly

Reproduction rear side marker lamp assembly for 1969 Firebird models. This side marker assembly has the unique Firebird design. Includes the lens, housing and gasket. Chrome bezel sold separately. 2 required.

5961775 69 Firebird



## 1969 Firebird Rear Side Marker Lamp Bezels

Restoration Parts

This is an excellent quality reproduction of the original bird shaped bezel which houses the quarter side marker lamp assembly on 1969 Firebird models. This brightly polished side marker bezel is Officially approved and Licensed by General Motors.

9796219 69 LH and RH



## 1969 Firebird Rear Side Marker Gaskets

Reproduction rear side marker gaskets for 1969 Firebird models. Gaskets install between lens and outer chrome bezel. Prepackaged in OER® poly tube.

5960496 69 Firebird

## 1969 Pontiac Front Side Marker Lens Assembly

Reproduction front side marker lamp assembly for 1969 Firebird and Tempest/LeMans/GTO models. This is a high-quality reproduction of the original front lens assembly. Includes the lens and housing. Sold in pairs.

911138 69 Pontiac



## 1969 Firebird Side Marker Lamp Retainer

Reproduction side marker lamp retainer for 1969 Firebird models. Manufactured in carbon steel and zinc-plated, each retainer replicates the original in every detail. Sold individually. 2 required per vehicle. GM #9782394. Prepackaged in OER® poly tube.

F12388 69 Firebird



# Camaro Tail Lamp/Back-Up Lenses



**1967 Camaro**

## Standard Tail Lamp Lens



Reproduction 1967 Camaro tail lamp lens for non RS models. Featuring the word "Guide" in correct font. Prepackaged in OER® chipboard box.

5959294 67 LH or RH



**1967 Camaro**

## Standard Back-Up Lamp Lens



Reproduction clear back-up lens for 1967 standard Camaro models. Featuring the word "Guide" in correct font. Prepackaged in OER® chipboard box.

5959297 67 LH or RH



**1968 Camaro**

## Standard Tail Lamp Lens



Reproduction of the 1968 Camaro tail lamp lens for non RS models. Featuring the word "Guide" in correct font. Prepackaged in OER® chipboard box.

5959934 68 LH or RH



**1968 Camaro**

## Standard Back-Up Lamp Lens



Reproduction of the original clear back-up lens for 1968 standard Camaro models. Featuring the word "Guide" in correct font. Prepackaged in OER® chipboard box.

5959939 68 LH or RH



## 1967 Camaro RS Tail Lamp Lens



Reproduction red tail lamp lens for 1967 Camaro models with the Rally Sport option. Featuring the word "Guide" in correct font. Prepackaged in OER® chipboard box.

5959298 67 LH or RH



## 1968 Camaro RS Tail Lamp Lens



Reproduction red tail lamp lens for 1968 Camaro models with the Rally Sport option. Featuring the word "Guide" in correct font. Prepackaged in OER® chipboard box.

5959940 68 LH or RH



5959251

## 1967-69 Camaro Rally Sport Back-Up Lamp Lens



Reproduction RS back-up lens for 1967-69 Rally Sport models. Will fit back-up housings exactly. Featuring the word "Guide" in correct font. Prepackaged in OER® chipboard box.

5959251 67-68 LH or RH

K4756 69 LH or RH



5959263



5959942



## 1967-68 Camaro Tail Lamp Bezels

Reproduction 1967-68 tail lamp bezels designed to fit perfectly. These die-cast reproductions feature bright outer chrome trim and matte black painted inner area. Packaged in OER® box with GM Restoration Parts™ logo.

5959263 67 LH

5959264 67 RH

5959942 68 RH

5959941 68 LH



5961567



5961568

## 1969 Camaro Standard Tail Lamp Lens



Superb reproduction red tail lamp lens for 1969 standard Camaro models. This lens also includes the correct stainless steel trim around the outer edge and the two vertical stainless trim moldings which separate the three sections of the lens. Packaged in OER® box with GM Restoration Parts™ logo.

5961568 69 RH

5961567 69 LH

# Camaro Tail Lamp/Back-Up Lenses



Restoration Parts

## 1969 Camaro RS Tail Lamp Lens

Superb reproduction of the red tail lamp lens for 1969 Rally Sport Camaro models. This lens features the correct stainless steel trim around the outer edge of the lens. Packaged in OER® box with GM Restoration Parts™ logo.

5960963 69 LH  
5960964 69 RH

## 1969 Camaro/1967-69 Firebird Tail Lamp Housing Stud and Nut Set

This set contains five correct screws with nuts to mount 1 tail lamp housing on 1969 Camaro and 1967-69 Firebird models. 2 sets are required to mount both housings. Prepackaged in OER® poly tube with GM Restoration Logo.

K552 69 Camaro  
K552 67-69 Firebird



## 1967-68 Camaro RS Back-Up Lamp Housing and Assembly

Reproduction RS back-up lamp housing and assemblies for 1967-68 Camaro RS models. Features correct polished chrome housing, bulb socket with 8" lead and the original type molded rubber boot. Back-up lamp assemblies include: housing to body gasket, lens, and lens gasket, bulb. Prepackaged in OER® box.

### Back-up Lamp Housing

911479 67-68 LH  
911480 67-68 RH

### Back-up Lamp Assembly

K1968L 67-68 LH  
K1968R 67-68 RH



## 1967-68 Camaro RS Back-Up Lens to Housing Gaskets

The correct gaskets originally installed on all 1967-1968 Rally Sport lower rear back-up lamp assemblies. This gasket installs between the back-up lamp housing and lens assembly.

K729 67-68 Camaro RS



## 1969 Camaro RS Back-Up Lamp

Reproduction back-up lamp assemblies for 1969 Camaro Rally Sport models. Includes: correct chrome housing, housing to body gasket, lens, lens gasket, bulb, socket with 8" lead wire and the original type molded rubber boot. Prepackaged in OER® box.

K1969L 69 Camaro RS LH  
K1969R 69 Camaro RS RH



## 1969 Camaro RS

### Back-Up Lamp Housing

Reproduction back-up housings for 1969 Camaro models originally equipped with the Rally Sport option. This reproduction is manufactured to exact specifications. Prepackaged in OER® box.

5961535 69 Camaro RS LH  
5961536 69 Camaro RS RH



## 1969 Camaro RS Back-Up Lens to Housing Gaskets

The correct gaskets originally installed on all 1969 Camaro Rally Sport lower rear back-up lamp assemblies. This gasket installs between the back-up lamp housing and lens assembly.

K720 69 Camaro RS



## 1969 Camaro RS Back-Up Lamp Housing to Body Gaskets

Reproduction back-up lamp gaskets for 1969 Camaro Rally Sport models. Mounts between the back-up lamp housing and the body.

C2551 69 Camaro RS



## 1969 Camaro RS Back-Up Lens Screws

Reproduction screws used to secure the back-up lamp lenses to the housings on 1969 Camaro Rally Sport models. These chrome-plated screws have the correct length shoulder to prevent over tightening and damaging the lens. Sold in a set of 4. One set required per vehicle.

5960939 69 set of 4

# Camaro Tail Lamp/Back-Up Lenses



RS30



RS31

## 1970-73 Camaro Tail Lamp Lens Kit



Reproduction Camaro tail lamp and back-up lenses available in standard (without chrome rings) or Rally Sport (with chrome rings). Includes: 2 taillight and 2 back-up lenses. Packaged in OER® box with GM Restoration Parts™ logo. Available for pillow style or bulls-eye style back-up lenses as listed.

**Note:** These back-up lenses feature the 1st design bulls-eye style back-up lens or the 2nd design "Pillow" type back-up lenses.

R528	70-71	Camaro	RS (4 piece)
R530	70-71	Camaro	standard (4 piece)
R531	71-73	Camaro	RS (4 piece)
R529	71-73	Camaro	standard (4 piece)



5963051

5963061

## 1970-73 Camaro Tail Lamp Lens

Exact reproduction of the tail lamp lens for 1970-73 Camaro models. Features correct SAE and "Guide" lettering for an authentic appearance. RS rear taillight lenses include correct chrome rings on lenses. The chrome rings are deleted on standard (non-RS/SS) Camaro models. Packaged in OER® box with GM Restoration Parts™ logo.

5963051	70-73	Camaro	LH standard
5963052	70-73	Camaro	RH standard
5963061	70-73	Camaro	LH RS
5963062	70-73	Camaro	RH RS

## 1970-73 Camaro Back-Up Lamp Lens

These are exact reproductions of the back-up lamp lenses for 1970-73 Camaro standard and Rally Sport models. The 1970-71 lens features the 1st design "Circular Optics", and the 1972-73 lens features the 2nd design "Pillow Optics". Both styles feature correct SAE and Guide lettering for an authentic appearance. Rally Sport lenses feature correct chrome trim rings. Chrome trim rings were not used on the standard lens.



5963055

5964523

5963067

5964531

Packaged in OER® box with GM Restoration Parts™ logo.



### Standard Models without Chrome Ring

5963055	70-71	Camaro	LH with circular optics
5963056	70-71	Camaro	RH with circular optics
5964523	71-73	Camaro	LH with pillow optics
5964524	71-73	Camaro	RH with pillow optics

### Rally Sport Models with Chrome Ring

5963067	70-71	Camaro	LH with circular optics
5963068	70-71	Camaro	RH with circular optics
5964531	71-73	Camaro	LH with pillow optics
5964532	71-73	Camaro	RH with pillow optics

# Camaro Tail Lamp Lenses/Accessories



5939313



5970777



5930259

## 1978-81 Camaro Tail Lamp Lens

OER® reproduction of the tail lamp lenses for 1978-81 standard, Berlinetta or Z28 Camaro models. Each lens is manufactured correctly and features the exact factory tints as shown. Packaged in OER® corrugated box for added protection.

**Note:** Black accent is correct for 1980-81 Z28 models. However, many customers use the black accented tail lamp lenses for 1978-79 models for a custom look.

5969313	78-81	LH	standard models
5969314	78-81	RH	standard models
5970777	79-81	LH	Berlinetta, with center molding
5970778	79-81	RH	Berlinetta, with center molding
5969313	78-81	LH	Z28, without black accent
5969314	78-81	RH	Z28, without black accent
5930259	78-81	LH	Z28, with black accent
5930260	78-81	RH	Z28, with black accent



5969311

5969312

## 1978-81 Camaro Tail Lamp Lens to Housing Gasket

Reproduction tail lamp lens to housing gasket which installs on all 1978-81 Camaro models. Packaged in OER® bag.

5969311	78-81	Camaro	LH
5969312	78-81	Camaro	RH



5969327

5969326

## 1978-81 Camaro Tail Lamp Housing to Body Gasket

Reproduction tail lamp housing to body gasket which installs in all 1978-81 Camaro models. This injection molded reproduction is finely crafted to exactly match the original configuration. Packaged in OER® bag.

5969327	78-81	Camaro	LH
5969326	78-81	Camaro	RH



## 1976-90 F-Body Tail Lamp Retaining Clip

Reproduction clip needed to hold the tail lamp together on the Firebird and Camaro models listed. This clip holds the lens cover and housings together. Manufactured from stamped spring steel and then black zinc plated for corrosion resistance. Sold individually. Prepackaged in OER® poly tube.

- 1976-77 Camaro (2 required)
- 1982-90 Camaro (use as required)
- 1976-81 Firebird (2 required)
- 1989-90 Firebird (use as required)

5949351	76-90	F-Body
---------	-------	--------



5969507 standard

5970789 Berlinetta

## 1978-81 Camaro Fuel Door with Hinge

OER® reproduction fuel doors for 1978-81 Camaro and 1979-81 Berlinetta models. These reproduction will replace the original fuel door and features holes for the emblem and the hinge that allows the door to open when fueling. The Berlinetta fuel door features the chrome and black center accent bar.

5969507	78-81	Camaro	standard and Z28
5970789	79-81	Camaro	Berlinetta



5969331

5970781

## 1978-81 Camaro Tail Lamp Applique

OER® reproduction of the 1978-81 tail lamp appliques that were used on 1978-81 Camaro and 1979-81 Berlinetta models. The Berlinetta fuel door features the chrome and black center accent bar.

5969331	78-81	LH	standard and Z28
5969332	78-81	RH	standard and Z28
5970781	79-81	LH	Berlinetta
5970782	79-81	RH	Berlinetta



# GM Tail Lamp Assemblies/Lenses



Restoration Parts

## 1967-68 Firebird Tail Lamp Lens

OER® is proud to offer this excellent reproduction of the tail lamp lens assembly for 1967-68 Firebird models, including stamped steel overlay as original. This licensed reproduction also features correct Guide lettering and SAE markings. Use 2 per car, sold individually. Packaged in OER® box with GM Restoration Parts™ logo.

5959716 67-68 Firebird



Restoration Parts

## 1969 Firebird Tail Lamp Lens

OER® reproduction tail lamp lens assembly for 1969 Firebird models. Includes the complete tail lens and stamped steel overlay as original. This licensed reproduction also features all correct "Guide" lettering and SAE markings. Fits both LH and RH sides. Sold individually, packaged in OER® box with GM Restoration Parts™ logo.

5961294 69 Firebird



Restoration Parts

## 1970-73 Firebird Tail Lamp Lens

Quality reproductions of the original tail lamp lenses for 1970-73 Firebird models. These reproductions feature correct "Guide" lettering and SAE markings. Available for LH or RH sides. Sold individually.

5964663 70-73 LH  
5964664 70-73 RH



5963093

Restoration Parts

## 1970-73 Firebird Tail Lamp Bezels

OER® reproduction tail lamp bezels for all 1970-73 Firebird models. Replaces pitted or damaged originals. Triple chrome-plating with correct semi-gloss black highlights. Sold individually. Prepackaged in OER® box. OE #5963094 (LH), 5963094 (RH).

5963093 70-73 LH  
5963094 70-73 RH



5949827



5949828

Restoration Parts

## 1974-78 Firebird Tail Lamp Lens

OER® reproduction tail lamp lens for 1974-78 Pontiac Firebird models. Each lens has the correct mounting points and features all the original markings including the "Guide" insignia. Officially Licensed GM Restoration Part. Prepackaged in OER® box.

5949827 74-78 LH  
5949828 74-78 RH



R278140

## 1979-81 Pontiac Trans Am Tail Lamp Lens Assembly

OER® reproduction of the complete tail lamp assembly for 1979-81 Pontiac Trans Am models. Each lens has the correct mounting points, black painted accents and features the original markings including the "Guide" insignia. Each assembly includes: the inner stop lamp lens, inner clear back-up lens and outer smoked tail lamp lens. Includes the lens retaining clips. Officially Licensed GM Restoration Part. Prepackaged in OER® chipboard box.

R278141 79-81 Pontiac Trans Am LH  
R278140 79-81 Pontiac Trans Am RH



## 1962-64 Chevy II/Nova

### Tail Lamp Assemblies Restoration Parts

Outstanding reproduction tail lamp assembly for 1962-64 Chevy II/Nova models. This complete assembly includes bezel, back-up lens, tail lamp lens, gaskets, cross bracket and mounting screws. 2 required. Packaged in OER® box with GM Restoration Parts™ logo.

*Note: Tail lamp assemblies are for use with coupe and sedan models, not for use with station wagons.*

899439 62-64 LH or RH



## 1962-64 Chevy II/Nova

### Tail Lamp Lens Restoration Parts

Correct reproduction tail lamp lenses for 1962-64 Chevy II/Nova models except station wagons. These sets include the red tail/brake lens and the clear back-up lens and both feature the correct Guide markings. Officially Licensed by General Motors. 2 required per vehicle.

K6639 62-64 LH or RH



# GM Tail Lamp Assemblies/Lenses

## 1966-67 Chevy II/Nova Tail Lamp Assembly

Restoration  
Parts

Outstanding reproduction of the tail lamp assembly for 1966-67 Chevy II/Nova models. This complete assembly includes the bezel, back-up lens, tail lamp lens, gaskets, cross bracket and mounting screws. Sold each. Fits LH or RH.



910970 66-67 2 required



## 1968-69 Chevy II/Nova Tail Lamp Lens

Reproduction of the tail lamp lenses for 1968-69 Chevy II/Nova models. Each original style reproduction lens features all of the original markings including "Guide" lettering in the correct font, etc. OE #5960133 LH, 5960134 RH. Prepackaged in OER® box.

K1040 68-69 LH and RH



## 1970-71 Nova Tail Lamp Lens

Reproduction 1970-71 Nova tail lamp/back-up lens featuring the original "Guide" markings and 15/16" x 2-5/16" back-up lens insert. For 1970 models and early (1st design) 1971 models. Prepackaged in OER® box.

N5503 70-71 LH  
N5504 70-71 RH



## 1966-67 Chevy II/Nova Tail Lamp Lens

Restoration  
Parts

Reproduction of the tail lamp lenses for 1966-67 Chevy II/Nova models. Each original style reproduction lens features all of the original markings including "Guide" lettering in the correct font, etc. Prepackaged in OER® box.

5957440 66-67 2 required



## 1968-69 Chevy II/Nova Back-Up Lamp Lens

Reproduction of the rear back-up lamp lenses for 1968-69 Chevy II/Nova models. Each original style reproduction lens features all of the original markings including "Guide" lettering in the correct font, etc. OE #5960135 LH, 5960136 RH. Prepackaged in OER® box.

K1044 68-69 LH and RH



Restoration  
Parts

## 1971-72 Nova Tail Lamp Lens

Reproduction 1971-72 Nova tail lamp/back-up lens featuring the original "Guide" markings. For 2nd design 1971 models that included the 1-7/8" x 2-5/16" back-up lens insert and all 1972 models. Prepackaged in OER® box.

5964513 71-72 LH  
5964514 71-72 RH



## 1966-67 Chevy II/Nova Back-Up Lamp Lens

Restoration  
Parts

Reproduction of the rear back-up lamp lenses for 1966-67 Chevy II/Nova models. Each original style reproduction lens features all of the original markings including "Guide" lettering in the correct font, etc. Prepackaged in OER® box.

5957441 66-67 2 required



A26025

## 1970-72 Nova Tail Lamp Assembly

Restoration  
Parts

Reproduction of the tail lamp assembly for 1970-72 Chevy II/Nova models. Each original style reproduction lens features all of the original markings including "Guide" lettering in the correct font, etc. Prepackaged in OER® box.

5964171 70-71 LH  
5964172 70-71 RH  
A26026 72 LH  
A26025 72 RH



5965741



5965743

Restoration  
Parts

## 1973-74 Nova Tail Lamp Parts

Reproduction tail lamp components for 1973-74 Nova applications. Each injection molded housing and lens is manufactured to factory specifications with correct markings and symbols. Gaskets are made from correct rubber material and designed for standard, non-SS models. Prepackaged in OER® box.

5965741 73-74 housing, LH  
5965742 73-74 housing, RH  
5965743 73-74 lens, LH  
5965744 73-74 lens, RH  
5950233 73-74 gaskets, pair



N1445

N1446

## 1975-79 Nova

### Tail Lamp Assembly



Reproduction 1975-79 Nova tail lamp assemblies featuring the original "Guide" markings and back-up lens insert, chrome bezel, housing and gasket.

N1445	75-79	LH	Standard
N1446	75-79	RH	Standard



5966235



5966237



344395



## 1975-79 Nova Tail Lamp Parts

Reproduction tail lamp components for 1975-79 Nova tail lamps. Lenses feature the original "Guide" markings and back-up lens insert. Housings are manufactured in plastic and feature correct symbols and Guide markings.

### Tail Lamp Housings

5966235	75-79	LH	Standard
5966236	75-79	RH	Standard

### Tail Lamp Lenses

5966237	75-79	LH	Standard
5966238	75-79	RH	Standard

### Tail Lamp Bezels

344395	75-79	LH	Standard
344396	75-79	RH	Standard

### Tail Lamp to Body Gaskets

N1447	75-79	LH & RH	Standard
-------	-------	---------	----------



## 1960-61 Impala/Full Size

### Tail Lamp Lenses

OER® Authorized reproduction of the tail lamp lens for 1960-61 Impala/full size models. Sold individually. Fits LH or RH sides.

5951078 60-61



## 1960 Impala Back-Up Lens

OER® Authorized reproduction of the back-up lamp lens for 1960 Impala models. Sold individually. 2 required per vehicle.

5951083 60



## 1961 Impala/Full Size Back-Up Lens

OER® Authorized reproduction of the back-up lamp lens for 1961 Impala/full size models. Sold individually. 2 required per vehicle.

5951995 61



## 1962 Impala/Full Size Back-Up Lens

OER® Authorized reproduction of the back-up lamp lens for 1962 Impala/full size models. Sold individually. 2 required per vehicle.

5953726 62 except wagons



## 1962 Impala/Full Size

### Tail Lamp Lens

OER® Authorized reproduction of the tail lamp lens for 1962 Impala/full size models. Sold individually. Fits LH or RH sides.

5953731 62



## 1963 Impala Tail Lamp Lens

OER® Authorized reproduction of the tail lamp lens for 1963 Impala models. Sold individually. Fits LH or RH sides.

5954186 63



14020

14019

## 1963 Impala/Full Size Tail Lamp Base

OER® reproduction tail lamp base for all 1963 full size models. Manufactured from aluminum as original. Includes base to body gasket.

*Note: Requires 3 left and 3 right for Impala models.*

14020	63	LH	3 required
14019	63	RH	3 required

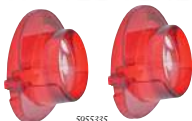
## 1963 Impala Tail Lamp Bezel

Die-cast reproduction tail lamp lens trim bezel for 1963 Impala models. Features a brightly polished chrome finish. Attaches to the tail lamp and back-up lamp lenses. Correct mounting screw is included. Six required per vehicle. Sold individually. Prepackaged in OER® box.



5954187 63 Impala

# GM Tail Lamp/Back-Up Lenses



5955335

**OER AUTHORIZED**

## 1963-64 Impala Back-Up Lens

OER® Authorized reproduction of the back-up lamp lens for 1963 Impala models and 1964 Impala models except wagons. Sold individually. 2 required per vehicle.

5954188	63	all
5955335	64	except wagons



**OER AUTHORIZED**

## 1964 Impala Tail Lamp Lens

OER® Authorized reproduction of the tail lamp lens for 1964 Impala models. Sold individually. Fits LH or RH sides.

5955333	64
---------	----



## 1964 Impala Tail Lamp Lens Trim Ring

OER® reproduction tail lamp and back-up lamp lens trim ring for 1964 Impala models. This trim ring features a bright chrome finish as original. Sold individually. Fits LH or RH side. 6 required per car. Prepackaged in OER® box.

*Note: Not for use on wagon models.*

5955332	64	6 required
---------	----	------------



## 1964 Impala/Full Size Tail Lamp Base Assembly

OER AUTHORIZED  
Reproduction tail lamp base/bezel assembly for 1964 Chevrolet Impala/full size passenger car models. Each assembly includes gasket mounting and hardware. Fits LH or RH tail, stop, turn or back-up lamps. Includes: gasket, mounting bracket, and hardware.

*Note: Requires 6 per vehicle.*

81013	64	6 required
-------	----	------------



5956328

5956430

## 1965 Impala Tail Lamp Lens and Back-Up Lens

**GM Restoration Parts**

Reproduction tail lamp and back-up lenses for 1965 Impala hardtop and sedan models. Reproduced to factory specifications featuring correct SAE and Guide markings. Not for wagon models. Prepackaged in OER® poly tube.

### Tail Lamp Lenses

5956328	65	4 required
---------	----	------------

### Back-up Lamp Lenses

5956430	65	2 required
---------	----	------------

## 1965 Impala/Full Size Tail Lamp Bezel

Reproduction tail lamp bezel for 1965 Impala/full size passenger cars including Impala, Bel Air and Biscayne models. Features a beautiful chrome finish as original with correct mounting studs. 6 bezels are required for Impala models and 4 required for Bel Air and Biscayne models. Installation hardware is included. Prepackaged in OER® box.

5956419	65	LH
---------	----	----

5956420	65	RH
---------	----	----



K3201

K3205

## 1965 Impala/Biscayne Tail Lamp and Back-Up Lamp Housings

Reproduction tail lamp/back-up lamp housing designed exclusively for 1965 Impala or Biscayne models. Manufactured in steel as original and includes the preattached lens to housing gasket and housing to body gaskets. Sold individually. Prepackaged in OER® poly tube.

### Tail Lamp Housings

K3201	65	Impala	LH
K3202	65	Impala	RH
K3201	65	Biscayne	LH
K3202	65	Biscayne	RH

### Back-up Lamp Housings

K3201	65	Impala	LH
K3202	65	Impala	RH
K3205	65	Biscayne	LH
K3206	65	Biscayne	RH



K3208



K3209

## 1965 Impala/Full Size Tail Lamp Edge Trim Ring and Ornament

Reproduction tail lamp lens trim ring and ornament for 1965 Impala/full size passenger car models including Impala, Bel Air, and Biscayne. Chrome-plated ring attaches to the outside edge of the tail lamp and back-up lamp lenses. Ornament attaches to the center of the tail lamp and back-up lamp lenses. Prepackaged in OER® poly tube. Sold individually. Use as required.

K3208	65	trim ring
-------	----	-----------

K3209	65	ornament
-------	----	----------

# GM Tail Lamp/Back-Up Lenses

## 1960-66 GM Truck Tail Lamp Lens

**OER AUTHORIZED**

Reproduction tail lamp lens for 1960-66 Chevrolet/GMC Fleetside pickup trucks and 1964-66 G10 vans. Each lens features the correct Chevrolet Bow Tie molded into the lens as original. Also features the word "Guide" for an authentic replacement. 2 required. Fits LH or RH.



5952677 60-66 GM truck

## 1960-66 GM Truck Tail Lamp Bezel

**OER AUTHORIZED**

Reproduction of the tail lamp bezels for 1960-66 Chevrolet/GMC truck Fleetside models. These aluminum bezels are manufactured as original for a perfect fit. Sold individually. Prepackaged in OER® box.



CT25675 60-66 fleetside



5961257



5961258



CI1772



CI1772

## 1967-72 GM Truck Back-Up Lens

Reproduction back-up lamp lenses for 1967-72 Chevrolet/GMC Fleetside pickup and 1969-72 Blazer/Jimmy models OE #5961257 (LH), 5961258 (RH) and 1967-72 Suburban/Panel models, OE #5961260 (LH or RH)

5961257 67-72 PU/Blazer, LH

5961258 67-72 PU/Blazer, RH

CI1772 67-72 Sub/Panel, LH or RH

## 1967-72 GM Truck

### Tail Lamp Lens **OER AUTHORIZED**

Reproduction tail lamp lens for 1967-72 Chevrolet/GMC Fleetside pickup and 1970-72 Blazer/Jimmy models. Replace your damaged or missing original with this superb reproduction that features the word "Guide" for an authentic replacement. 2 required. Fits LH or RH sides. OE #5959111.

5959111 67-72 GM truck



## 1967-72 GM Truck Tail Lamp Assembly

Reproduction tail lamp assembly for 1967-72 Chevrolet/GMC Fleetside pickup and 1970-72 Blazer/Jimmy models. Replace your damaged or missing original with this superb reproduction that features a pre-wired socket pigtail and protective boot, lens gasket and lens with "Guide" marks. 2 required. Fits LH or RH sides.



K1014 67-72 GM truck

## 1967-72 GM Truck

### Tail Lamp Housing

Reproduction tail lamp housing for 1967-72 Chevrolet/GMC Fleetside pickup and 1970-72 Blazer/Jimmy models. Replace your damaged or missing original with this superb reproduction that features a pre-wired socket pigtail and protective boot. 2 required. Fits LH or RH sides.

5958722 67-72 GM truck



Original GM Tooling!



**GM Restoration Parts**

## 1984-90 Corvette Tail Lamp

OER® tail lamp for 1984-90 Corvette models. Each lamp is produced utilizing the original GM tooling for a perfect fit and authentic original appearance. Each lens features all of the original GM markings and the correct lens coloration. An exact duplicate of the original GM lens. Officially Licensed GM Restoration Part. Sold individually. 4 required per vehicle.

915787 84-90

Original GM Tooling!



**GM Restoration Parts**

## 1997-04 Corvette 3rd Brake Lamp

OER® third brake light assembly for 1997-04 C5 Corvette models. Manufactured using original GM tooling for an authentic original appearance, perfect fit, correct coloration and OE markings. Officially Licensed GM Restoration Part.

10253893 97-04

Original GM Tooling!



## 1991-93 Cadillac

### Rear Bumper Reflector **GM Restoration Parts**

OER® rear bumper reflector for various 1991-93 Deville, and 1991-92 Fleetwood models. Manufactured with original GM tooling for a perfect fit and authentic factory original appearance. Features all original markings on a red reflector lens. Officially Licensed GM Restoration Part. 2 required per vehicle.

5975516 91-93 2 required

# GM Tail Lamp Gaskets



## 1967 Camaro Standard Front and Rear Lens Gasket Set



This replacement set includes the both rear tail light lens to housing gaskets, the rear license lamp gasket and the front park lamp gaskets. This set is recommended when replacing your lenses or weatherstripping.

K724 67 Camaro standard



## 1967-68 Camaro Tail Lamp to Body Gasket



Reproduction of the gaskets which act as a cushion between the tail lamp bezel and the rear body tail panel. Prepackaged in OER® bag with the GM Restoration Parts™ logo.

K976 67-68 Camaro LH and RH



## 1968 Camaro Standard Front and Rear Lens Gasket Set



Includes: rear tail light lens to housing gasket, rear license lamp gasket and front park lamp gaskets. Prepackaged in OER® bag. Includes GM Restoration Parts™ logo.

K725 68 Camaro standard



## 1969 Camaro Molded Tail Lamp to Body Gasket

Reproduction gaskets which act as a cushion between the tail lamp bezel and the rear body tail panel. Prepackaged in OER® bag with the GM Restoration Parts™ logo.

K997 69 Camaro LH and RH



## 1969 Camaro Standard Front and Rear Lens Gaskets

Includes: standard rear tail light lens to housing gasket, rear license lamp gasket and front standard park lamp gaskets.

K726 69 Camaro standard



## 1969 Camaro RS Front and Rear Lens Gasket Set

Includes: rear RS tail light lens to housing gasket, rear license lamp gasket, RS back-up housing gaskets and park lamp gaskets.

K727 69 Camaro RS



## 1970-73 Camaro Tail Lamp Lens Gaskets



This set, Officially Licensed by GM, will replace all tail lamp and back-up light lens gaskets for 1970-73 models. For standard and Rally Sport models. Packaged in OER® bag.

K236 70-73 Camaro 4 piece



5969311

5969312



## 1978-81 Camaro Tail Lamp Lens to Housing Gasket

Reproduction tail lamp lens to housing gasket which installs on all 1978-81 Camaro models. Also known as a rear combination lamp lens gasket, helps to prevent rain and other elements from entering the lens assembly causing damage. Packaged in OER® bag.

5969311 78-81 Camaro LH

5969312 78-81 Camaro RH



## 1978-81 Camaro Tail Lamp Lens Housing to Body Gasket



Reproduction tail lamp lens housing to body gasket which installs in all 1978-81 Camaro models. Also known as a rear combination lamp lens gasket, helps to prevent rain and other elements from entering the lens assembly causing damage. This injection molded reproduction is finely crafted to exactly match the original configuration. Packaged in OER® bag.

5969327 78-81 Camaro LH

5969326 78-81 Camaro RH



## 1967-69 Firebird Tail Lamp Lens Gasket



OEM quality reproduction of the tail lamp lens gasket for 1967-69 Firebird models. Each gasket is crafted to the exact specifications of the original for a perfect fit, unlike common generic replacements. Sold in pairs, packaged in OER® box with GM Restoration Parts™ logo.

K568 67-68 Camaro LH and RH

K569 69 Camaro LH and RH



## 1970-73 Firebird Tail Lamp Gasket Set



Quality reproduction tail lamp gaskets for 1970-73 Firebird models. Gaskets are produced with correct high-quality neoprene.

FB773 70-73 Firebird 4 piece



## 1966 Chevelle Tail Lamp Lens Gasket

OER® reproduction tail lamp lens gaskets for 1966 Chevelle models. These gaskets are die-cut from 3/16" thick closed cell neoprene. Sold in pairs.

K641 66 Chevelle LH and RH



## 1966-67 Impala Tail Lamp to Body Gaskets

Reproduction of the tail lamp to body gaskets for 1966-67 Impala models. Manufactured from original materials. Prepackaged in OER® poly tube.

K1108 66 Impala 14 piece

K1110 67 Impala pair



## 1966-68 Impala/Full Size Tail Lamp Gaskets

OER® reproduction tail lamp lens gaskets for 1966-68 Impala/full size Chevrolet car models. These exact die-cut gaskets seal the tail light lens to the tail light housing assembly. Prepackaged in OER® poly tube. Made in USA.

748589 66 Impala/full size

748590 67 Impala/full size

748591 68 Impala/full size set of 6

# GM License Lamp Assembly/Lenses



911576

## 1966-74 GM License Lamp Assembly and Gasket

Quality reproduction license lamp assembly for various GM models. Each license lamp assembly includes: the housing, lens, gasket, socket and harness as shown. Features the original markings for authenticity.

### Assemblies Fit:

1967-69 Camaro  
1966-69 Impala/full size  
1966-72 Chevy II/Novo  
1966-68 Chevelle  
1970-72 Monte Carlo  
1971-73 Vega  
1971-73 Monza

### Lenses Fit:

1967-69 Camaro  
1966-69 Impala/full size  
1966-72 Chevy II/Novo  
1966-68 Chevelle  
1970-72 Monte Carlo  
1971-73 Vega  
1967-68 Firebird  
1971-73 Monza  
1971-72 GMC Sprint

### Gaskets Fit:

1966-72 Nova  
1967-69 Camaro  
1967-70 GM truck  
1967-74 Firebird  
1966-74 Impala/full size

911576	66-72	lamp assembly
595195	66-72	lens only
K728	66-74	gasket



917069



916438

## 1967-00 GM Truck Rear License Lamp

Reproduction of the original rear license lamp designed to replace the original lamp on 1967-00 Chevy and GMC models. Includes the housing and lens. Prepackaged in OER® box.

**Note:** \*Includes pigtail, socket, and bulb.

### #917069

1967-81 C/K models without step bumper  
1982-86 C/K models with chrome bumper  
1987-89 RV models with chrome bumper  
1988-91 RV/Suburban models 1/2 ton and 3/4 ton  
1988-91 RV fleetside models with chrome bumper  
1/2 ton and 3/4 ton

### #916438

1988-00 Chevy G GMC truck models with step bumpers

917069*	67-91	GM truck
916438	88-00	GM truck



## 1969 Firebird License Lamp Assembly

OER® reproduction 1969 Firebird rear license lamp assembly. The lens is specific to many Pontiac models and features correct original style markings. Complete assembly includes the lens, housing and the gasket between the lens and housing. Prepackaged in OER® box with GM Restoration Logo.

910386 69 Firebird



K8086

## 1970-73 Camaro License Lamp Assembly and Components

Quality reproduction rear license lamp assembly and components for 1970-73 Camaro models. These features all the correct markings for authenticity. 2 assemblies required per vehicle. Prepackaged in OER® poly tube.

### Complete Assemblies

K8086 70-73 complete assys (pair)

### Components

K8092 70-73 housing (each)  
917053 70-73 lens w/gasket (each)  
K8084 70-73 lens w/o gasket (each)  
K8083 70-73 gasket (each)  
K8085 70-73 lens screws (pair)



## 1983-02 Rear License Lamp Screws

Reproduction rear license lamp lens screws for various Camaro and Firebird models listed. Used to attach the license lamp assembly to the vehicle. Sold as a pair. One pair required per car. Prepackaged in OER® poly tube.

1993-02 Camaro  
1983-92 Firebird  
1998-02 Firebird

10080291 83-02 F-Body



929936

920016

## 1982-92 Camaro License Lamp Assembly

Correctly reproduced OER® reproduction of the driver side and passenger side rear license lamp assembly for 1982-92 Camaro models. Each lamp assembly is designed to replace the original exactly. Features all the correct GM markings as original. Prepackaged in OER® box.

### #929935 AND 929936

1982-86 Beretta models  
1982-84 Sport coupe, Z28 models  
1985-90 All except Z28 models

### #929935 AND 929936

1985-90 Z28 models  
1985-90 Z28 models

929935	82-90	LH
929936	82-90	RH
920015	85-92	LH
920016	85-92	RH



1651986



897192

## Rear License/Luggage Compartment Lamp Assembly

Reproduction rear license lamp assembly and the spare tire/luggage compartment lamp for the various GM models listed. Prepackaged in OER® poly tube.

### Various GM Models

1978-81 Camaro - rear license  
1978-90 Firebird - rear license  
1988-99 GM truck - rear license  
1975-87 Corvette - rear license  
1977-79 Corvette - spare tire/luggage compartment  
1984-87 Corvette - spare tire/luggage compartment  
1994-13 Corvette - rear license

### X-Body Only

1975-79 Nova, Ventura, Skylark and Omega - rear license

1651986 75-13 various GM models

897192 75-79 X-Body only



# GM Wiper Arms & Components



## 1965-73 Pontiac License Lamp Lens

OER® reproduction rear license lamp lens. The lens is specific to many Pontiac models and features correct original style markings as original. Prepackaged in OER® poly tube with the GM Restoration logo.

### Pontiac Cars

1965 Exc. Tempest wagon  
1966-67 All exc. Firebird  
1968 All wagon  
1968 Gran Prix sport coupe  
1968-69 Tempest

1969-73 Firebird  
1970-72 All A-Body wagons  
1971-72 B & G-Body exc. wagon

5956698 65-73 Pontiac



## 1967-91 GM License Lamp Lens

Correct reproduction license lamp lens designed for various 1967-91 GM models. Each lens is manufactured with original GM tooling to original factory specifications. Features all OEM markings for complete originality.

### Impala/full size

1974-72

### Chevelle

1970-73 exc. wagon/El Camino

### GM van

1978-90

### Chevrolet/GMC truck

1967-86 G/K

1967-89 B/K

1983-91 S10/S15

5958467 67-91



## 1968-72 Chevrolet Rear License Plate Bracket

This quality reproduction license plate bracket/gas door is a complete assembly which includes the mounting plate and spring. Fits 1969-70 Camaro, 1968-72 Nova, 1968-71 full size Chevrolet and 1968-72 Chevelle models.

344330 68-72 Chevrolet



GS674

## 1967-69 Camaro/Firebird Polished Stainless Wiper Arms



Beautifully polished stainless steel reproduction wiper arm in the correct length for 1967-69 Camaro/Firebird coupe or convertible models. Packaged in OER® poly tube with GM Restoration Parts™ logo.

1967-69 Camaro/Firebird Coupe  
1967-69 Camaro/Firebird Convertible

GS674	67-69	coupe	14 - 7/8"
GS677	67-69	convertible	



## 1967-69 Camaro/Firebird Convertible Wiper Arms



Each wiper arm is a replacement specifically designed for the 1967-69 Camaro or Firebird, featuring argent silver paint. This arm is guaranteed to fit and install correctly. Can be used for LH or RH applications. Packaged in OER® poly tube with GM Restoration Parts™ logo.

K589	67-69	convertible	2 req.
------	-------	-------------	--------



detail of "Anco" style wiper blades

## 1963-72 GM Stainless Wiper Blades — "Anco" Style



Specifically designed for various GM models. Each "Anco" style wiper blade features polished stainless steel blade with rubber insert for coupe models. Sold in pairs. Packaged in OER® poly tube with GM Restoration Parts™ logo.

1967-69 Camaro/Firebird  
1963-66 Impala/full size  
1967-72 Chevy/GMC trucks

GS675	63-72	15-5/32"
-------	-------	----------

# GM Windshield Wiper Components



## 1970-81 F-Body Wiper Arms and Blades with Recessed Wipers

Reproduction windshield wiper arms and blades for 1970-81 F-Body models with recessed wipers. Manufactured with the correct satin black or stainless steel finish as original. Wiper arms have a splined base. 18" blades are sold in pairs with rubber inserts. Prepackaged in OER® poly tube.

### Wiper Arms

F306	70-81	black
F401	70-81	stainless

### 18" Wiper Blades and Insert

F307	70-81	black with insert
F402	70-81	stainless with insert
F309	70-81	insert only

### Two Wiper Arms and Two Blades

F308	70-81	black with insert
15180	70-81	stainless with insert



K119



## Chevrolet Impala/Full Size Passenger Car Wiper Arms

Reproduction wiper arms for 1963-64 and 1966-67 Impala, Bel Air, and Biscayne models. Packaged in OER® poly tube with GM Restoration Parts™ logo.

K119	63-64	coupe/sedan
K118	66-67	coupe/sedan



detail of "Trico" style wiper blades



## 1968-72 GM Stainless Wiper Blades — "Trico" Style

Each "Trico" style wiper blade features polished stainless steel blade with rubber insert for coupe models. Rubber inert also available. Packaged in OER® poly tube with GM Restoration Parts™ logo.

1967-69	Camaro/Firebird	1967-72	Chevy/GMC trucks
1966-67	Impala/full size	1966-67	Corvette
1966-69	Chevy II/Novu	1966-69	Chevelle
	exc. sport coupe		

3899508	66-72	blade	14-7/8"
3819074	66-72	insert only	14-7/8"



**OER** AUTHORIZED

## 1973-84 Chevrolet/GMC Truck Windshield Wiper Arm

Reproduction of the windshield wiper arm for 1973-84 Chevrolet/GMC truck models. This wiper arm is manufactured in the correct length, ends and finish as original for a perfect fit and appearance. 2 required. Sold individually.

T70592	73-84	LH or RH
--------	-------	----------



## 1963-79 16" 'AERO' Wiper Blades

High-quality reproductions of the original 'AERO' style wiper blades found on various GM models throughout the 60's using 16" blades. This arm is guaranteed to fit and install correctly. Can be used for LH or RH applications. Packaged in OER® poly tube with GM Restoration Parts™ logo.

3980353	63-79	coupe/sedan	16"
---------	-------	-------------	-----



K164

## 1967-69 F-Body Wiper Arms/Blades

High quality reproductions of the 'AERO' style coupe wiper arms and blades used on 1967-69 Camaro and Firebird models. These 15" 'AERO' blades are designed to hold the rubber against the glass for a better wipe, and reduce blade lift at highway speeds. Sold in pairs or in a kit of 2 arms and 2 blades.

K164	67-69	15" blades
K163	67-69	coupe arms
K1032	67-69	4 piece kit



## 1962-79 GM Windshield Wiper Motor Grommet Set

Reproduction of the original grommets used to mount the wiper motor to the firewall. This reproduction includes the original type steel sleeve built directly into the grommet. Each set includes 3 grommets. Prepackaged with OER® header card.

1962-68	All Chevrolet (except full size)	1967-69	Camaro
1963-66	Corvette	1967-69	Firebird
1965-66	Passenger full size (with single speed wiper motor)	1970-79	Novu

4910180	62-79	3 piece
---------	-------	---------

# GM Windshield Washer Components



3798372



3840083

## 1962-84 GM Windshield Washer Jar and Cap

OER® reproduction of the original windshield washer jar designed to fit most GM vehicles from 1962-72. This reproduction is manufactured exactly like the original GM jar. Correct injection molded reproduction windshield washer jar cap is now offered as well. Fits all 1962-83 GM car models and all 1962-84 GM truck models. Features correct "Windshield Washer Fluid Only" wording.

1967-69 Camaro 1964-69 Chevelle  
1970-72 Nova 1962-69 Full size Chevelle  
1964-72 Chevrolet/GMC trucks

3840083	62-72	washer jar
3798372	62-84	washer jar cap



## 1970-84 GM Windshield Washer Jar

Reproduction windshield washer fluid jar is specially configured to fit various GM models listed below. Prepackaged in OER® poly tube.

*Note: The washer cap is sold separately.*

Chevrolet		Pontiac	
1970	full size	1970-74	Firebird
1970	Camaro	1970-74	Ventura
1970-72	Chevelle	1971-72	LeMans
1971-74	Nova	1971-72	Grand Prix
<b>GM Trucks</b>			
1971-72	Vega	1976-84	Pickup, Blazer/ Jimmy, Suburban
1972-74	Corvette		

3990892 70-84 GM

## 1971-74 Camaro Windshield Washer Jar

OER® reproduction windshield washer jar for 1971-74 Camaro models. Manufactured to factory specifications featuring the correct shape and size. Includes: the cap, hose, filter and mounting hardware. Prepackaged in OER® poly tube.



153330 71-74

## 1975-79 Camaro/X-Body Windshield Washer Jar

This OER® reproduction windshield washer fluid jar is for 1975-76 Camaro models, 1977-78 Camaro models with the washer pump mounted on the wiper motor, and 1975-79 GM X-Body models including Nova, Apollo, Omega and Ventura. Prepackaged in OER® poly tube.

*Note: The washer cap is sold separately.*

4961312 75-79 Camaro/X-Body



## 1976-78 Firebird Windshield Washer Jar

OER® reproduction windshield washer jar for 1976-78 Firebird models. Washer jar is manufactured from high grade plastic for durability and a factory appearance. This jar is designed for use with an interior washer pump with the exception of 1978 Firebird models that included the pulse wiper option.

*Note: The washer cap is sold separately. Pump not included.*

4999857 76-78 Firebird



## 1977-81 F-Body Windshield Washer Jar

Reproduction windshield washer fluid jar is specially configured to the Camaro and Firebird models listed below. Each jar is manufactured to exact specifications and designed to replace the original. Prepackaged in OER® poly tube.

*Note: The washer cap is sold separately.*

1977-78 Camaro with Pulse Wipers  
1978-81 Camaro  
1978-81 Firebird

461252 77-81 Camaro/Firebird



## 1982-87 F-Body Windshield Washer Jar

OER® reproduction of the windshield washer jar for 1982-87 Camaro and Firebird models. Manufactured from high grade plastic for durability and factory appearance. Prepackaged in OER® poly tube.

10078368 82-87 Camaro/Firebird

# GM Windshield Washer Components



## 1962-67 Chevy II/Nova Washer Jar Bracket

Reproduction windshield washer jar bracket which mounts to the LH inner fender well. For use on 1962-67 Chevy II/Nova models.

3792790 62-67 Chevy II/Nova



## 1964-72 GM Washer Jar Bracket

Correct stamped steel reproduction windshield washer jar bracket. Fits 1967-69 Camaro, 1968-70 Nova, and 1964-72 GM truck models. Can be used with the RS adapter brackets for 1968 and 1969 Rally Sport Camaro models.

1967-69 Camaro 1964-69 Chevrolet  
1968-70 Nova 1962-69 full size Chevrolet  
1964-72 GM trucks 1968-69 Corvette

548935 64-72 GM



## 1968 Camaro RS Washer Jar Bracket

OER® reproduction RS washer bracket is designed for all 1968 Rally Sport Camaro models with hidden headlight option. They are used in conjunction with the standard bracket to properly mount the windshield washer jar.

3929801 68 RS



## 1969 Camaro RS Washer Jar Bracket

OER® reproduction RS washer bracket is designed for all 1968 Rally Sport Camaro models with hidden headlight option. They are used in conjunction with the standard bracket to properly mount the windshield washer jar.

3948933 69 RS washer jar bracket



## 1977-81 Camaro Washer Jar Bracket

Reproduction windshield washer jar mounting bracket for all 1977-81 Camaro models. Manufactured in stamped steel to factory specifications for an original fit and appearance. Comes EDP coated for rust prevention.

362527 77-81 RS



## 1955-59 GM Truck Windshield Wiper Motor Transmission Arms

Reproduction of the windshield wiper transmission arm for 1955 second series to 1959 Chevrolet and GMC trucks. The set includes the links and pivots from the wiper motor to the splined output shafts that the wiper arms attach to. Sold in a set. 1 set required per truck.

14887 55-59 GM



4917576



4918754

## 1967-69 F-Body Wiper Transmissions

Reproduction windshield wiper transmissions for 1967-69 F-Body models. Includes all links and pivots from the wiper motor to the splined output shafts that the wiper arms mount to. Fits Camaro and Firebird models.

4917576 67 F-Body  
4918754 68-69 F-Body



## 1967-70 Windshield Washer Hose Set

OER® reproduction windshield washer hose set for 1967-69 Camaro and Firebird and 1968-70 Chevy II/Nova models. Proper diameter hoses are manufactured with the correct ribbed design are pre-cut to exact factory lengths for a perfect fit and function. This reproduction set includes installation diagram and correct straps and pickup screen.

Prepackaged in OER® poly tube.

1967-69 Camaro  
1967-69 Firebird  
1968-70 Chevy II/Nova

748564 67-70



## 1947-59 GM Truck Wiper Bezel Retaining Nuts

Reproduction wiper bezel retaining nuts for 1947-59 Chevrolet and GMC trucks. Manufactured to exact dimensions and chrome-plated for authenticity. Sold in a pair 1 pair required. Dimensions 5/8"-24 x 3/4". Prepackaged in OER® poly tube.

3683913 47-59 GM truck

# GM Windshield Washer Components



## 1955-59 GM Truck Wiper Bezels

Reproduction chrome bezels 1955-1959 Chevrolet and GMC trucks. These chrome bezels surround the wiper transmission towers that the wiper arms attach to. These tower bezels are made from high quality die-cast zinc exactly as original and have the windshield wiper pickup tube attached for trucks with the windshield washer pump option. These towers have the correct stainless steel slotted plug screw. Remove the screw and use part #3718638 (washer nozzles) if the truck has the pump option. Includes the chrome wiper trans retaining nuts #3683913. Sold in set with 2 bezels and 2 nuts. Prepackaged in plain OER® box.

TR5559 55-59



## 1982-90 GM Washer Jar Fluid Screen

Reproduction windshield washer fluid filter screen to eliminate dirt and other residue which could clog the washer hoses, wash pump or washer nozzles. Fits various GM models listed.

### Chevrolet

1962-90 full size Chevrolet  
1962-79 Nova  
1964-75 Chevelle  
1965-74 Corvair  
1967-87 Camaro  
1970-81 Monte Carlo  
1971-72 Vega  
1976-81 Malibu  
1982-88 Celebrity

### Buick

1962-74 all models  
1976 Regal  
1976 Riviera  
1976-87 LeSabre  
1976-81 Electra  
1976-87 Estate Wagon  
1978-87 Regal  
1979-88 Riviera  
1982-88 Century  
1985-88 Electra  
1984-88 Skyhawk  
1985-87 Somerset  
1985 Skyhawk

### Pontiac

1962-74 all models  
1977-87 Firebird  
1976-81 Full size Pontiac  
1976-81 LeMans  
1976-87 Grand Prix  
1982-88 6000  
1984-88 2000  
1985-87 Grand Am  
1982-89 Parisienne  
1982-87 Bonneville

### GM Oldsmobile

1962-74 all models  
1976-87 Cutlass  
1976-81 Delta 88  
1976-81 98  
1976-85 Toronado  
1982-86 98 Regency  
1982-88 Cutlass  
1982-89 Custom Cruiser  
1984-88 Firenza  
1985-87 Calais  
1986 Delta 88 Royale

### GM Trucks

1973-86 pickup, Blazer/  
Jimmy, Suburban  
1987-89 R/V Series pickup,  
Blazer/Jimmy, Suburban

3986821 62-90



## 1955-57 Chevrolet Car and Truck Windshield Washer Nozzles

Reproduction windshield washer spray nozzle designed for 1955-57 Chevrolet passenger car models and 1955-57 GM truck models. Each nozzle is manufactured to exact factory specifications including a high-quality chrome-plating. Sold in a pair. 1 pair required. Prepackaged in OER® poly tube.  
*Note: Will also work on 1958-59 trucks but not cosmetically correct.*

3718638 55-57 pass cars  
3718638 55-57 GM trucks



## 1967-69 Camaro Washer Nozzles



Comes complete with two nozzles, each made to duplicate the originals exactly. The 1967-69 Camaro washer nozzles are reproductions of the originals and are identical in appearance. Prepackaged in OER® bag with header card.

3886973 67-69 Camaro



## 1968-74 Chevy II/Nova Washer Nozzles

Reproduction windshield washer nozzles for all 1968-74 Chevy II/Nova models. Designed to factory specifications to provide an authentic replacement for clogged or damaged nozzles. Sold in pairs.

484718 68-74 Chevy II/Nova



## 1970-81 Camaro Windshield Washer Nozzles

Correct reproduction windshield washer nozzles designed for 1970-81 Camaro models. These reproductions feature the correct black zinc-plated material and installs exactly as original. Sold in a pair. 1 pair required per vehicle. Prepackaged in OER® poly tube.

3976377 70-81 Camaro



## 1967-69 Firebird Windshield Washer Nozzles

Reproduction windshield washer nozzles for all 1967-69 Pontiac Firebird models. These nozzles are made from the formed stamped steel and with formed metallic tube brazed in place as the original. They come with zinc coating to ensure long life and excellent corrosion protection. Sold as pairs. Prepackaged in OER® poly tube.

88110 67 all  
88111 68 (1st design, 6-1/2")  
88112 68 (2nd design, 2-1/2")  
88113 69 all

## 1961-66 Impala Windshield Washer Nozzles

Reproduction windshield washer nozzles for all 1961-66 full size



Chevrolet car models including Impala, Bel Air and Caprice. These nozzles are made from die formed stamped steel and with formed metallic tube brazed in place as the original. They come with zinc coating to ensure long life and excellent corrosion protection. Sold as a pair. One pair required per vehicle. Prepackaged in OER® poly tube.

3798376 61-62 Impala  
3821832 63-64 Impala  
3859226 65-66 Impala

# GM Radiator Jars



## 1973-77 Camaro Radiator Overflow Jar

Reproduction of the radiator overflow jar for 1973-77 Camaro models. Overflow jar is manufactured from high grade plastic and features the correct ADD/FULL lines as original. Prepackaged in OER® poly tube.

463153	73-77	Camaro
--------	-------	--------



## 1978-79 Camaro Radiator Overflow Jar

Reproduction of the radiator overflow jar for 1978-79 Camaro models. Plastic jar is manufactured with correct HOT/COLD lines as original. Comes prepackaged in OER® poly tube.

468563	78-79	Camaro
--------	-------	--------



## 1973-81 Firebird Radiator Overflow Jar

Reproduction of the radiator overflow jar for various 1973-81 Pontiac Firebird models. Overflow jar is manufactured from high grade plastic and features the correct ADD/FULL lines as original. Prepackaged in OER® poly tube.

491030	73-74	V8
491030	75	V8, 1st design
493072	73-75	6 cylinder
493072	77	231C, 305U
493072	78-79	exc. 400, 403
493072	79	exc. 301
493072	80-81	231A, 267, 305

## 1975-79 Firebird V8 Radiator Overflow Jar

Reproduction of the radiator overflow jar for 1975-79 Firebird V8 models. Plastic jar is manufactured with correct FULL/ADD lines as original. Prepackaged in OER® poly tube.



10006782	75	all V8, 2nd design
10006782	76	all V8
10006782	77	V8 exc. 305U
10006782	78-79	V8 400, 403
10006782	79	V8 301

## 1973-75 Firebird V8 Radiator Overflow Jar

Reproduction of the radiator overflow jar for 1973-75 Firebird V8 models. Plastic jar is manufactured with correct FULL/ADD lines as original. Comes prepackaged in OER® poly tube.



491030	73-75	1st design
--------	-------	------------



14070997



20451119

## 1982-88 F-Body Radiator Overflow Jar

OER® reproduction radiator overflow jar is designed and manufactured to replicate the original GM overflow jar. This jar has correct GM markings and fluid level markings as original. Use retainer #20451119 for installation (2 req). Prepackaged in OER® poly tube.

14070997	82-88	Camaro
14070997	82-88	Firebird
20451119	82-88	Retainer, 2 req.

## 1973-74 Nova Radiator Overflow Jar

Reproduction of the original radiator overflow jar for 1973-74 Nova models. Overflow jar is manufactured from high grade plastic and features the correct FULL/HOT/FULL COLD lines and mounting tabs as original. Includes the lower mounting clip. Prepackaged in OER® poly tube.



344387	73-74	Nova
--------	-------	------

# GM Radiator Jars and Components

## 1975-79 Nova Radiator Overflow Jar

Reproduction of the radiator overflow jar for 1975-79 Nova and all GM X-Body models. Overflow jar is manufactured from high grade plastic and features the correct ADD/FULL lines as original. Prepackaged in OER® poly tube. Features all the correct lettering and fluid level markings. Includes mounting clips and screws.

1975-79 Chevrolet X-Body 1975-79 Buick X-Body  
1975-79 Pontiac X-Body 1975-79 Oldsmobile X-Body

551448 75-79 Nova



60741



60761

## Universal Radiator Overflow Tank

**OER AUTHORIZED**

These are beautifully polished stainless steel radiator overflow tanks that will give an engine compartment a clean and custom look. Includes a twist-on cap and mounting hardware.

60721	2" x 13"
60731	2" x 15"
60741	2" x 17"
60751	2" x 19"
60761	3" x 10"
60781	3" x 16"

## 1989-92 F-Body Radiator Overflow Jar

Reproduction of the radiator overflow jar for 1989-92 Camaro and Firebird models. Overflow jar is manufactured from high grade plastic and features the correct ADD/FULL lines as original. Prepackaged in OER® poly tube.

10170175 89-92 F-Body



## 1974-80 Chevrolet/GMC Truck Radiator Overflow Jar

OER® reproduction radiator overflow jar for all 1974-80 Chevrolet and GMC trucks. This jar is made of molded plastic and has the correct mounting points with part number and fluid level markings as original. Prepackaged in OER® poly tube.

357402 74-80

## 1957-67 Radiator Cap Hollow Rivet Design

**GM Restoration Parts**

Authentic reproduction of the original 15 lb radiator cap designed for the enthusiast who demands total originality in a reproduction cap. This stamped steel cap features the correct 15 lb rating along with all the correct GM markings and hollow rivet design as original. Officially Licensed GM Restoration Part. Prepackaged in OER® chipboard box.



1967 Camaro  
1967 Firebird  
1962-64 Chevy II with AC, HD radiator  
1965-67 Chevy II, all  
1965-67 Full size cars  
1965-67 GM truck  
1964 Chevelle with AC, HD radiator  
1965-67 Chevelle, all  
1964-65 Corvette with AC  
1966 Corvette exc. 427 2nd design  
1957-64 Buick, all  
1961-64 Oldsmobile, all

3886273 57-67 hollow rivet design

## 1957-75 Radiator Cap Flat Rivet Design

**GM Restoration Parts**

Authentic reproduction of the original 15 lb radiator cap designed for the enthusiast who demands total originality in a reproduction cap. This stamped steel cap features the correct 15 lb. rating along with all the correct GM markings and flat rivet design as original. Officially Licensed GM Restoration Part. Prepackaged in OER® chipboard box.



## 1972-92 GM Radiator Overflow Jar Cap

Reproduction radiator overflow bottle cap features the words "ENGINE COOLANT ONLY". This cap is not included when purchasing an overflow bottle. Fits various GM applications including the following:

Chevrolet	Buick
1972 Full size Chevrolet	1976-80 Skyhawk
1973-76 Corvette	1980-85 Riviera
1974-75 Camaro	
1974 Chevelle	<b>Trucks</b>
1974-75 Nova	1973 Pickup, Blazer/Jimmy, Suburban
1974-79 Vega/Monza	
1980 Camaro 4.9L	
	<b>Oldsmobile</b>
<b>Pontiac</b>	1976-80 Starfire
1973-74 Ventura	1980-85 Toronado
1975-80 Astro/Sambird	
1977 LeMans	
	<b>Cadillac</b>
	1976-83 All models
	1984-92 DeVille
	1984-92 Fleetwood

340194 72-92 GM

861050 57-75 flatrivetdesign

# GM Radiator Components



## 1973-81 Firebird Radiator Overflow Jar Cap

Reproduction of the radiator overflow jar cap for 1973-81 Firebird models. Overflow jar cap is manufactured from high grade plastic and features the correct black coloring with either white or blue lettering as original. Prepackaged in OER® poly tube.

491032	73-81	white lettering
494939	73-81	blue lettering

## 1976-87 GM Radiator Overflow Jar Cap

Reproduction of the radiator overflow jar cap for the various GM models listed. Manufactured with correct words "ENGINE COOLANT ONLY" on the cap. Comes prepackaged in OER® poly tube.

1978-92 Camaro	1978-81 Chevelle
1976-79 Nova	1985-86 C/K truck
1977-90 full size	1987-97 R/V truck
1982-92 Pontiac Firebird	1988-91 C/K truck
1977-82 Corvette	1983-94 S/T 10 truck

371978	76-97	GM
--------	-------	----



## 1974-84 Chevrolet/GMC Truck Radiator Overflow Jar Cap

Correct reproduction of the overflow bottle cap used on GM pickups from 1974-84. This is made from an injection molded material with an attached retaining ring. It has been made with the correct factory fonts with white accented letters as original. Prepackaged in OER® poly tube.

15588032	74-84
----------	-------

## 1976-00 Radiator Overflow Jar Cap

OER® reproduction of the original radiator overflow jar cap for various 1976-00 GM models. This is a vented cap manufactured from injection molded material that includes the seal and features the words "ENGINE COOLANT ONLY" in the original font and color. Prepackaged in OER® poly tube.

### Chevrolet

Full size car 1977-90  
Nova 1977-79  
Corvette 1977-82  
Camaro 1978-92  
El Camino 1978-88  
Malibu 1978-83  
Monte Carlo 1978-88  
Montez 1978 with 231 engine  
1979-80 w/ 196, 231 engine  
Chevette 1979-87  
Chevrolet van 1979-96  
Citation 1980-85  
Celebrity 1982-90  
Chevrolet S10 truck 1982-94  
GM truck C/K 1985-86  
GM truck R/V 1987-91  
GM truck C/K 1988-91  
Lumina APV 1990-96

### Pontiac

Ventura 1976-79  
Bonneville 1977-90  
Catalina 1977-81  
Safari 1977-89  
Grand Am 1978-81  
Lemans 1978-89  
Phoenix 1980-84  
Firebird 1982-92  
Grand Prix 1982-89  
Acadian 1982-86  
TiCondo 1982-86  
6000 1982-91  
Parisienne 1983-89  
Fiero 1984-88  
Trans Sport 1990-96

15630112	76-00
----------	-------

## 1975-79 Firebird Radiator Overflow Jar Bracket

Reproduction radiator overflow jar bracket for late year 1975 Firebird models and all 1976-79 models with fender skirt mounted jar. Manufactured from steel and features the correct shape and contours as original. EDP coated for rust prevention. Prepackaged in OER® poly tube.

500528	75	second series
500528	76-79	all



### Buick

LeSabre 1977-90  
Century 1977, 350,  
403 with ALJL  
Century 1978-93  
Electra 1977-83, 1989-90,  
1995-99  
Riviera 1979  
Skylark 1980-85  
Regal 1982-87  
98 Regency 1989-90  
Park Avenue 1995-2000

### Oldsmobile

Cutlass 1976-88  
Ninety Eight 1976-84  
Omega 1976-84  
Delta 88 1976-90  
Toronado 1979  
Cutlass Currier 1982-93  
Silhouette 1990-96



## Radiator Overflow Hose

Service replacement radiator overflow hose for many 1972-92 GM models. Can also be used for other applications where a thin walled 3/8" i.d. coolant hose is required. This has a maximum pressure of 50 psi. and a temperature range of -40 degrees F to 257 degrees F. Each 3/8" diameter hose is 30" in length. Includes 2 spring clamps.

RH65101	3/8" i.d. x 30"
---------	-----------------



## 1967 Camaro Upper Radiator Hose

OER® reproduction upper radiator hose for 1967 small block Camaro models with 327 and 350 engines. For vehicles not originally equipped with factory air conditioning. Features the correct markings on each hose for authenticity. Prepackaged in OER® poly tube.

3892626	67	small block
---------	----	-------------



## 1967-69 Camaro/1968-70 Nova Big Block Upper Radiator Hose

OER® reproduction of the original upper radiator hose for 1967-69 Camaro and 1968-70 Chevy II/Nova big block models. This radiator hose is precision molded from premium grade rubber to match OE configurations and features white markings illustrating the part #3909866. Prepackaged in OER® poly tube.

1967-69	Camaro big block
1968-70	Chevy II/Nova big block
3909866	67-70 upper (big block)



# GM Radiator Hoses

## 1967-68 Camaro Small Block Lower Radiator Hose

OER® reproduction of the original lower radiator hose for 1967-68 small block Camaro models. This radiator hose is precision molded from premium grade rubber to match OE configurations and features white markings with the part #3892628. Prepackaged in OER® poly tube.

3892628 67-68 lower (small block)



## 1969-81 GM Lower Radiator Hose

Replacement lower radiator hose designed for use on various GM models. Features the inner spring, correct design and configuration. This hose has no markings. Prepackaged in OER® poly tube.

### Chevrolet

1969-72 Chevelle with CAC, HD radiator, 307, 350  
1971-72 Chevelle with 350  
1975 Chevelle with 350, 400  
1971-73 Impala/full size with 350, 400 2BBL  
1971-72 GMC Sprint with CAC, HD radiator, 307, 350  
1975-77 GMC Sprint with 305, 350, 400  
1976-77 Malibu with 305, 350, 400  
1976-77 El Camino with 305, 350, 400  
1980 Camaro with 4.9L

### Buick

1977 Regal with 305, 350  
1977 Regal with 305, 350

### Oldsmobile

1975-76 Delta 88, all  
1975-76 Ninety Eight, all

### Pontiac

1976 Firebird, V8  
1977 Firebird with 301, 350, 400  
1978-79 Firebird with 301, 400  
1980-81 Firebird with 301, 4.3L, 4.9L  
1976-77 Lemans with 301, 305, 350, 400  
1976 Bonneville, all  
1976 Catalina, all  
1976 Safari, all

480200 69-81 small block



## 1968-70 Upper Radiator Hose

OER® reproduction upper radiator hose designed for 1968 Camaro and Chevy II/Nova and 1968-70 Chevelle models with original factory small block engines. Features the correct GM markings on each hose for authenticity. Prepackaged in OER® poly tube.

1968 Camaro with small block  
1968 Chevy II/Nova with small block  
1968-70 Chevelle with small block

3923229 68-70 small block



## 1969 Camaro Lower Radiator Hose

OER® reproduction radiator hose designed for 1969 Camaro small block models. Features the inner spring, correct design and configuration and the correct GM part #3942561 markings on the hose for authenticity. Prepackaged in OER® poly tube.

3942561 69 small block



## 1969 Camaro Lower Radiator Hose

OER® reproduction radiator hose designed for 1969 Camaro 396 big block models. Features the inner spring, correct design, configuration and the correct GM part #3946044 markings on the hose for authenticity. Prepackaged in OER® poly tube.

3946044 69 big block



## 1969 Camaro, 1969-74 Nova, 1970 Impala Small Block Upper Radiator Hose

OER® reproduction of the original upper radiator hose for 1969 Camaro, 1969-74 Nova and 1970 Impala/full size models. This radiator hose is precision molded from premium grade rubber to match OE configurations and features white markings with the part #3956662. Prepackaged in OER® poly tube.

1969 Camaro small block exc. HD radiator  
1969-74 Nova small block exc. HD radiator  
1970 Impala/full size small block exc. HD radiator

3956662 69-74 upper (small block)



## 1970-79 GM Upper Radiator Hose

OER® reproduction upper radiator hose for 1970-79 GM models listed. Each hose has the correct GM factory markings featuring part #3970124. Prepackaged in OER® poly tube.

1970-79 Camaro w/ small block  
1977-79 Firebird, w/ small block Chevrolet engine  
1977-79 Corvette w/ small block (1979 1st design)

3970124 70-79 small block



## 1970-81 F-Body Lower Radiator Hose

OER® reproduction radiator hose designed for 1970-81 Camaro and 1977-81 Firebird models with small block Chevrolet engine. Features the correct original GM markings with the #3970122 on the hose for authenticity. Prepackaged in OER® poly tube.

1970 Camaro with V8 exc. 396 or 454  
1971-75 Camaro with V8 exc. 400 or 402  
1976-81 Camaro with small block  
1977-81 Firebird with small block Chevrolet engine

3970122 70-81 small block

# GM Battery Trays/Parts



R888

**OER AUTHORIZED**

## 1966-69 Battery Tray Kit

OER® Authorized battery tray only or battery tray kit. Will replace damaged or corroded originals. Each kit includes an EDP coated battery tray, battery clamp, and clamp bolt.

1966 Impala  
1966 Chevelle  
1967-69 Camaro/Firebird

3893882	66-69	batterytrayonly
R888	66-69	3 piece kit



## 1982-92 F-Body

### Battery Tray **OER AUTHORIZED**

OER® Authorized battery tray for 1982-92 Camaro or Firebird models. Mounts on the passenger side between the inner fender skirt and radiator support. Comes EDP coated for rust prevention, ready to prep, prime and paint.

10092052 82-92 RH



**OER AUTHORIZED**

## 1962-63 Impala Battery Tray

Reproduction battery tray for all 1962-63 passenger cars. This steel reproduction will install in all passenger vehicles including Impala, Biscayne, Bel Air and station wagons. Stamped steel reproduction.

3749016 62-63 Impala



K318



3794016

3916658



547043



344385



**OER AUTHORIZED**

## 1964 Impala Battery Tray

Reproduction battery tray for all 1964 passenger cars. This steel reproduction will install in all passenger vehicles including Impala, Biscayne, Bel Air and station wagons.

5734618 64 Impala

## 1970-81 F-Body

### Battery Trays **OER AUTHORIZED**

OER® Authorized battery trays for 1970-81 Camaro or Firebird models. Each tray comes EDP coated for rust prevention, ready to prep, prime and paint.

K318	70-81	Camaro
547043	70-81	Firebird

## 1962-79 **OER AUTHORIZED**

### Chevy II/Nova Battery Trays

OER® Authorized battery trays for 1962-79 Chevy II or Nova models. Each tray comes EDP coated for rust prevention, ready to prep, prime and paint.

3794016	62-67	Chevy II/Nova
3916658	68-74	Chevy II/Nova
344385	75-79	Chevy II/Nova

**OER AUTHORIZED**

## 1965 Impala Battery Tray

Reproduction battery tray for all 1965 passenger cars. This steel reproduction will install in all passenger vehicles including Impala, Biscayne, Bel Air and station wagons.

5734619 65 Impala

# GM Battery Trays/Parts



3893882



3938000



3915471



## 1967-72 Chevrolet/GMC Truck Battery Tray **OER** AUTHORIZED

Reproduction battery tray for Chevrolet/GMC pickup, Blazer, Jimmy and Suburban models. Will take care of the rust or damage caused by corrosion and weather. The reproduction includes an original style base for an authentic appearance and fit.

*Note: Base only. No side supports.*

3886782 67-72

## 1966-70 Impala Battery Tray **OER** AUTHORIZED

Reproduction battery tray for 1966-70 Chevrolet full size models. These steel reproductions will fit Impala, Biscayne, Bel Air, Caprice and wagons.

3893882	66	Impala
3895138	67	Impala
3915471	68	Impala
3938000	69-70	Impala



## 1973-80 Chevrolet/GMC Truck Battery Tray **OER** AUTHORIZED

Reproduction battery tray for 1973-80 Chevrolet/GMC pickup, Blazer, Jimmy and Suburban models. This battery tray will take care of the rust or damage caused by corrosion or weather.

6262122 73-80



## 1971-72 Impala Battery Tray

**OER** AUTHORIZED

Reproduction battery tray will replace corroded or damaged trays exactly. Each tray is manufactured to exact factory specifications. Installs on Impala, Bel Air, Biscayne, Caprice and station wagon models. Prepackaged in OER® poly tube.

3972889 71-72 Impala



## 1966 Chevelle Battery Tray

**OER** AUTHORIZED

Reproduction battery tray that replaces corroded or damaged originals exactly. Fits all 1966 Chevelle. Prepackaged in OER® poly tube.

3893882 66 Chevelle



## 1973-80 Chevrolet/GMC Truck Battery Tray Brace **OER** AUTHORIZED

Reproduction main battery tray inner hanger for 1973-80 Chevrolet/GMC pickup, Blazer, Jimmy and Suburban. Will take care of the rust or damage caused by corrosion or weather.

342866 73-80

# GM Battery Parts



1372725



525713

## 1970-81 Firebird Battery Retainer

Reproduction battery retainer for 1970-76 Firebird models. Manufactured from stamped steel and precision formed steel wire with a black vinyl insulated coating as original. These have an opening of 7" and a overall length of either 9" or 8-1/2" depending on application. Prepackaged in OER® poly tube.

1372725 70-76 9" length

525713 76-81 8-1/2" length

## 1968-81 GM Battery Hold Down

### Clamp AUTHORIZED

OER® reproduction of the base type battery hold down clamp keeps your battery secure. Available in black as original or stainless steel. Fits various GM vehicles.



#### Chevrolet

1966-76 Impala  
1966-76 Caprice  
1967-79 Nova  
1967-75 Chevelle  
1967-81 Camaro  
1968-81 Corvette  
1976-77 El Camino  
1976-77 Malibu  
1976-77 Monte Carlo  
**Chevrolet Truck**  
1967-80 CK  
1967-80 Blazer/Jimmy  
1967-80 Suburban

#### Buick

1976 Riviera  
1976 Electra  
1976 Estate Wagon  
1976 LeSabre  
1976-77 Regal  
1976-77 Century  
1976-79 Skylark  
**Pontiac**  
1967-69 Firebird  
1975-79 Ventura  
**Oldsmobile**  
1976-79 Omega

6270159 66-81 black

6270159A 66-81 stainless steel

## GM Oil Pan Battery Cable Clip

Reproduction clip that installs between the oil pan bolt and the oil pan to guide the battery cable to the starter. Prepackaged in OER® bag. Fits various GM vehicles.



2555

## 1955-71 Chevrolet/Pontiac Junction Block

Serves as a connector to tie front headlamp harness to the small wiring lead coming from the positive battery cable. Packaged in OER® chipboard box.



1964-71 Chevelle

1967-71 Camaro/Firebird

1965-71 full size Chevrolet

1955-60 Chevrolet truck

1967-71 Nova

3882795 55-71



## 1967-88 Positive Battery Cable

Reproduction battery cable is reproduced exactly as original using the same OEM type spring terminals and connectors. The terminal end includes the word "Spring Ring" in the correct type style and size. Each cable is produced with careful attention to detail for complete authenticity featuring the original wire markings.

#### Camaro

1967 1/8 small block

1968 1/8 small block, before 8/28/67

1969 small block, 302, 350 with HD battery

SR10705 67-68 Camaro



## 1967-69 Positive Battery Cable

Reproduction battery cable is reproduced exactly as original using the same OEM type spring terminals and connectors. The terminal end features the word "Spring Ring" in the correct type style and size. Each cable is produced with careful attention to detail for complete authenticity featuring the original wire markings.

#### Camaro

1967-68 1/8 396

1969 1/8 396, 427

**Chevy II/Nova**

1968 1/8 396

SR18820 67-69



AUTHORIZED

## Side Post Battery Cable Terminal

Due to the corrosive nature of battery electrolyte, the original lead cast positive and negative terminal ends usually require replacement every few years. This is a replacement OEM type terminal for use on side terminal batteries.

SBT1 side post



## 1969 Negative Battery Cable

Reproduction battery cable is reproduced exactly as original using the same OEM type spring terminals and connectors. The terminal end includes the word "Spring Ring" in the correct type style and size. Each cable is produced with careful attention to detail for complete authenticity featuring the original wire markings.

#### Camaro

1969 1/8 396, 427 with HD battery

**Chevy II/Nova**

1969 1/8 396

SR12565 69



AUTHORIZED

## Top Post Battery Cable Terminal

Due to the corrosive nature of battery electrolyte, the original lead cast positive and negative terminal ends usually require replacement every few years. These are replacement OEM type terminals for use on top post batteries.

10626 top post

# Camaro/Nova/Firebird Linkage Components

## 1967-81 Small Block Clutch Linkage Set

Pre-packaged clutch linkage set for small block F & X-Body models. Whether replacing worn out clutch components, or converting from an automatic to a manual transmission, OER® manufactured clutch linkage sets will make the job easier. This small block set includes all the necessary components. Fits 1967-69, 1972-81 small block Camaro and 1968-74 small block Nova models.

- |                       |                               |                                |
|-----------------------|-------------------------------|--------------------------------|
| 1 Upper Pushrod       | 1 Bellcrank Assembly          | 1 Lower Pushrod Assembly       |
| 1 Upper Pushrod Boot  | 1 Frame Side Mounting Bracket | 1 Clutch Extension Wire†       |
| 2 Upper Pushrod Clips | 1 Block Side Ball Stud        | 1 Clutch Pullback Spring       |
| 1 Lower Pushrod Clip  | 2 Bellcrank Felt Seals        | 1 Clutch Fork Bellhousing Boot |

K711	67	Camaro
K511	68-69	Camaro
K511	68-74	Chevy II/Nova
K712	72-81	Camaro

## 1967-81 Big Block Clutch Linkage Set

All the essential components required to replace your linkage! Whether replacing worn out clutch components, or converting from an automatic to a manual transmission, OER® manufactured big block clutch linkage sets will make the job easier. This big block set includes all the necessary components. Fits 1967-69, 1972-81 big block Camaro and 1968-72 big block Nova models.

- |                       |                               |                                     |
|-----------------------|-------------------------------|-------------------------------------|
| 1 Upper Pushrod       | 1 Bellcrank Assembly          | 1 Lower Pushrod Assembly            |
| 1 Upper Pushrod Boot  | 1 Frame Side Mounting Bracket | 1 Clutch Fork Return Spring Bracket |
| 2 Upper Pushrod Clips | 1 Block Side Ball Stud        | 1 Clutch Pullback Spring            |
| 1 Lower Pushrod Clip  | 2 Bellcrank Felt Seals        | 1 Clutch Fork Bellhousing Boot      |

K710	67	Camaro
K510	68-69	Camaro
K510	68-72	Chevy II/Nova
K712	72-81	Camaro

## 1967-69 Six and Eight Cylinder Clutch Linkage Sets

Prepackaged clutch linkage sets for Pontiac 6 and 8 cylinder engines. Whether replacing worn out clutch components, or converting from an automatic to a manual transmission, OER® manufactured clutch linkage sets will make the job easier. These sets include all the necessary components. Available for 6 and 8 cylinder Firebird models.

- |                       |                               |                                    |
|-----------------------|-------------------------------|------------------------------------|
| 1 Upper Pushrod       | 1 Bellcrank Assembly          | 1 Lower Pushrod Assembly           |
| 1 Upper Pushrod Boot  | 1 Frame Side Mounting Bracket | 1 Clutch Extension Wire or Bracket |
| 2 Upper Pushrod Clips | 1 Block Side Ball Stud        | 1 Clutch Pullback Spring           |
| 1 Lower Pushrod Clip  | 2 Bellcrank Felt Seals        | 1 Clutch Fork Bellhousing Boot     |

### Pontiac Firebird 6 Cylinder

K711	67	Firebird
K511	68-69	Firebird

### Pontiac Firebird 8 Cylinder

K710	67	Firebird
K510	68-69	Firebird



K511



K510



K711

# Clutch Linkage Components



## 1961-81 GM Clutch Bellhousing to Fork Rubber Boot



Correct OER® reproduction of the bellhousing boot designed to replace the original GM boot exactly. Comes prepackaged in bag with OER® header card.

1967-81 Camaro, Firebird  
1961-75 Impala, Bel Air, Biscayne, Caprice, pass. station wagon  
1968-79 Chevy II/Nova, Ventura, Apollo, Omega  
1964-81 Chevelle, El Camino, GTO, Tempest, Le Mans, Monte Carlo

3993851 61-81



## 1967-75 Upper Clutch Pushrod Boot

Correct OER® reproduction of the upper clutch pushrod boot designed to replace the original GM boot exactly. Comes prepackaged in bag with OER® header card.

1967-69 Camaro, Firebird  
1968-75 Chevy II/Nova, Apollo, Omega, Ventura

3886686 67-75 upper



## 1970-81 GM Upper Clutch Pushrod Boot

Reproduction of the GM molded boot, manufactured using E.D.P.M. stock which is superior to the original material. Molded-in steel insert distributes mounting screw pressure.

1970-81 Camaro 1970-81 Firebird  
1975-79 Nova 1975-79 Ventura  
1975-79 Omega 1975-79 Apollo

3793089 70-81 upper



## 1967-72 Chevrolet Big Block Return Spring Extension

This extension is used in conjunction with the clutch fork return spring. Together they connect the clutch fork to the exhaust manifold flange stud. Fits big block models listed.

1967-69 Camaro big block  
1968-72 Chevy II/Nova big block

3912606 67-72 big block



## 1962-64 Impala/Full Size Clutch Bellcrank



Reproduction of the clutch bellcrank, also known as the clutch cross shaft. For all 1962-64 Chevrolet full size models with V8 and manual transmission (except with 409 ci engine). Does not include frame side pivot ball.

14018 62-64 V8 (exc. 409)



## 1962-67 Chevy II/Nova Clutch Bellcrank

Precision reproduction bellcrank for 1962-67 six cylinder and small block Chevy II/Nova models. These bellcranks are finished in a black EDP coating and facilitates directional change in clutch linkage travel.

Note: Grease zerk, bushings and pivot ball are not included.

3792909 62-67 10-3/4" length



## 1967-72 Chevrolet Clutch Bellcrank Assembly

Precision reproduction bellcrank assembly which includes a zerk grease fitting for easy maintenance. This fitting will allow regreasing of the bellcrank assembly which maintains longevity and easier pedal release. Includes frame side pivot ball installed in bellcrank.

1967-69 Camaro  
1968-72 Chevy II/Nova

3998652 67-72 6 cyl & small block

3912602 67-72 big block



## 1962-68 GM Brake/Clutch Pedal Assembly

Correct reproduction brake and clutch pedal assemblies for 1967-68 Camaro/Firebird and 1962-68 Chevy II/Nova models. Prepackaged in OER® box.

K8087 62-65 Chevy II/Nova

K8089 66-67 Chevy II/Nova

C2554 68 Chevy II/Nova

C2554 67-68 Camaro/Firebird

# GM Clutch Components



## 1967-72 Chevrolet Clutch Fork Return Spring

Reproduction clutch fork return spring which attaches from the engine mounting bracket to the clutch extension wire. Big block fits 1967-69 Camaro and 1968-72 Nova models.

3899021 67-69 small block  
3914896 67-72 big block



## 1970-72 GM Clutch Fork Return Spring

Reproduction clutch fork return spring which attaches from the clutch fork to the frame rail on all 1970-72 Camaro and 1971-72 full size Chevrolet models with manual transmission. Also 1970-72 Pontiac Firebird 6 cylinder models.

3973088 70-72 w/manual trans



## 1973-81 Camaro/Firebird Clutch Fork Return Spring

Reproduction of the original clutch pedal return spring designed for use on all 1973-81 Camaro and Firebird models. Prepackaged in OER® poly tube.

332521 73-81 F-Body



## 1967-72 Chevrolet Return Spring Extension Rod

This rod is used in conjunction with the clutch fork return spring. Together they connect the clutch fork to the engine support bracket. Fits 1967-69 Camaro and 1968-72 Nova with small block engines.

3899022 67-72 small block

## 1962-83 Block Side Screw-In Pivot Ball

Exact machined 1040 steel will help prevent wear. Threaded end screws into side of engine block and ball end inserts in bellcrank assembly. For 1962-79 Chevy II/Nova, 1964-81 Chevelle, 1967-81 Camaro models with small block or big block engines, and 1973-83 Firebird models.

3866568 62-83



## 1962-67 Chevy II Clutch Pivot Ball Bracket

OER® reproduction frame side clutch bellcrank pivot ball bracket for 1962-67 Chevy II/Nova models with a manual transmission. This die-formed stamped steel bracket features the correct contours and SAE spec nut inserts (5/16"-18) as original. EDP coated for rust prevention. Prepackaged in OER® poly tube.

3792365 62-67 frame side



## 1967-72 Clutch Bellcrank Pivot Ball Mounting Bracket

Reproduction of the original die blanked and formed bracket with correct offset and holes. Fits 1967-69 Chevrolet Camaro and 1968-72 Chevy II/Nova.

3932760 68-72



## 1970-81 F-Body Clutch Pivot Ball Bracket

OER® reproduction frame side clutch bellcrank pivot ball bracket for 1970-81 Camaro and Firebird models with a manual transmission. This steel bracket attaches to the cars frame with the correct mounting holes and holds the clutch bellcrank pivot ball. Prepackaged in OER® poly tube.

3973086 70-81 frame side



## 1967-81 GM Bellcrank Pivot Felt Seals

Reproduction of the original GM die-cut seal that slips over the bellcrank pivot studs and seals against the end of the bellcrank tube to prevent dirt and water damage. Fits various GM models including 1967-69 Camaro, 1967-69 Firebird, 1968-75 Impala/full size, and 1968-75 Nova.

3743360 67-81



## 1967-81 GM Clutch Pushrod Retainer Clip

Reproduction of the original clip that is used to retain the upper and lower clutch pushrods. The throttle valve control lower rod, accelerator control rod, and throttle lever rod swivel on various GM vehicles.

3749084 67-81 GM



## 1967-81 Chevrolet Lower Clutch Pushrod

Includes right angle shell portion correctly swaged and internally threaded to match the lower clutch pushrod adjuster for small block models. Fits 1967-81 Camaro and 1968-79 Chevy II/Nova with small block.

3849703 67-81 small block



## 1964-77 GM Lower Clutch Pushrod

Reproduction lower clutch pushrod adjuster for various GM models. This pushrod is manufactured to original specifications and includes the swivel. Prepackaged in OER® poly tube.

### Chevrolet

1967-69 Camaro with 396ci engine  
1967-70 Nova with 396/402ci engine  
1971 full size with 454ci engine  
1971-75 full size with 350ci engine  
1968-69 Chevelle with 327ci engine  
1968-73 Chevelle with 307ci engine  
1970-71 Chevelle with 400ci engine  
1970-74 Chevelle with 454ci engine  
1976-77 Camaro with 250ci engine  
1971 full size with 400ci engine  
1971-75 full size with 6 cylinder  
1967-75 Chevelle with 350ci engine  
1968-70 Chevelle with 396ci engine  
1968-75 Chevelle with 6 cylinder  
1970-74 Chevelle with 402ci engine  
1976-77 Chevelle with 250ci engine

### Pontiac

1964-65 Tempest 8 cylinder  
1965-71 Grand Prix 8 cylinder  
1966-77 all A & G-Bodies

9779202 64-77



## 1967-72 Chevrolet Upper Clutch Pedal Pushrod

Reproduction of the original pushrod assembly which connects the clutch pedal to the bellcrank. Cadmium plated. Fits 1967-69 Camaro and 1968-72 Nova models.

3920262 67-72 upper

## GM Engine/Underhood Components



### 1975-81 GM T10 Flywheel Cover

Reproduction flywheel housing cover for GM T10 transmissions. This cover is required to keep water and other road debris from causing damage to the flywheel area. Prepackaged in OER® poly tube.

1975-81	Camaro with 350
1976-81	Camaro with 305
1978-81	Firebird with Chevrolet engine
1975-79	Impala with 350
1976-79	Impala with 305
1968-78	Nova with 350
1976-79	Nova with 305
1976-78	Chevelle with 350
1975-81	Corvette with 350

340252 75-81 GM



### 1962-74 GM Torque Converter Cover

Correct reproduction torque converter cover for Powerglide and Torque Drive transmissions on various models. Prepackaged in OER® poly tube.

<b>Chevrolet</b>	
1962-65	full size 6 cylinder HD with PG
1962-67	Corvette with PG
1970	full size with 250 and PG
1970	Chevelle 6 cylinder with PG, TD
1970	Camaro 6 cylinder with PG, TD
1970	Nova 6 cylinder with PG, TD
1971-72	all 6 cylinder with PG, TD
1973	all 6 cylinder with PG
1964-67	full size 283 with PG
1964-67	Chevy II/Nova 283 with PG
1962-67	Chevelle 283 with PG
1967-69	Camaro 302 with AT
1968-73	all 307 with PG
1965-69	full size 327 with PG
1964-69	Chevy II/Nova 327 with PG
1964-69	Chevelle 327 with PG
<b>Pontiac</b>	
1971-72	Ventura with AT
1973-74	all 250 with M35
<b>GM Trucks</b>	
1963-72	C10/20 6 cylinder with PG
1963-71	C10/20 283, 307, 327, 350 2 barrel, with PG

3933089 62-74 GM



### Clutch Housing/Flywheel Cover for 11" Bellhousing

Correct clutch housing/flywheel cover plate which is located on the back of the engine block and is used to cover the flywheel. For use on most big blocks and high-perf small blocks with a heavy-duty clutch and a 11" bellhousing. Prepackaged in OER® poly tube.

**Note:** For use with Chevrolet 621 or similar 11" bell housings. Not for use with GM truck 11" bell housings.

3843943 64-81



### 1969-79 TH350 Torque Converter Cover OER AUTHORIZED

Correct reproduction torque converter cover for Turbo 350 transmissions on the models listed below. Prepackaged in OER® poly tube.

<b>Camaro</b>	
1969 V8	1969 V8
1970-70-73 with 307	1970-73 with 307
1973-74 six cylinder	1973-74 six cylinder
1977-79 with 250	1977-79 with 250
<b>Firebird</b>	
1970-74 six cylinder	1969 with 230
1969 V8	1969-74 with 307
1970 six cylinder	1973-74 all
1970-73 with 307	1969 V8
1975 with 262	1970-73 with 307
1977-79 with 250	1973-74 six cylinder
	1977-79 with 250
<b>GM Truck</b>	
1969-74 with 250	1969-74 with 307
1969 V8	1973-74 all
1970 six cylinder	1973-74 all
1970-73 with 307	1969 V8
1975 with 262	1970-73 with 307
1977-79 with 250	1973-74 six cylinder
	1977-79 with 250

465471 69-79 TH350

### Rear Axle/Transmission Ventilator

OER® reproduction ventilator used by GM on the rear axle housing, automatic transmissions, front transfer case on 4 x 4 models and fuel tank evaporator canisters that have a 3/8" hole for a ventilator. Prepackaged in OER® poly tube.

15771000 53-02



### 1955-89 Driveshaft Support Bearing

This is a center support bearing designed for longer-lasting service life for high-performance applications to support the center of the driveshaft assembly. Manufactured from machined and polished billet aluminum with a precision roller bearing enclosed in high strength polyurethane material. Includes: grade 8 mounting bolts.

**Note:** Designed for vehicles equipped with 2 piece driveshafts. Bearing ID: 1.1811"

1955-89	GM truck - end yoke style
1958-64	Impala/full size
1959-60	El Camino

C5801 55-89

### 1997-17 GM

#### Underhood Lamp

OER® underhood lamp for various 1997-2017 GM models. Manufactured exactly like the for a perfect fit and authentic factory appearance. Features all original markings on a clear lens.

<b>Chevrolet</b>	
1997-98 Venture	1997 Regal
1999-02 Silverado/Sierra	1997 Century
2000-02 Suburban/Yukon XL	<b>Pontiac</b>
2000-02 Tahoe/Yukon	1997-98 Grand Prix
2002 Avalancher/Escafade	1997-98 Transport
2002 Trailblazer/Express/Bravada	<b>Oldsmobile</b>
2003 Hummer H2	1997-98 Silhouette
2003-17 Express/Savana	

12450086 97-17



### Electronic Fuel Pump OER AUTHORIZED

These externally mounted electric fuel pumps are ideal for most street and strip applications. Proven rotary vein technology provides high flow and stable pressures with minimal vibration and sound. Each pump features 3/8" NPT inlets and outlets, along with an externally accessible pressure relief valve. Each pump features a cadmium plated housing.

**Note:** Not for fuel injected engines. Pumps that produce more than 7 psi should be used with a pressure regulator (sold separately).

62531 100 gph, 7 psi

62561 140 gph, 9 psi



# GM Engine/Underhood Components



## 1959-72 GM Small Block Coil Bracket

OER® reproduction zinc-plated steel coil bracket holder for various 1959-72 GM small block engines. Prepackaged in OER® poly tube.

1959-72	Impala/full size exc. 409
1963-72	GM truck without tilt wheel
1964-72	Chevy III/Novo
1964-72	Chevelle
1967-72	Camaro exc. 302
1967-72	Corvette
1971-72	Monte Carlo exc. 454
1971-72	Ventura 307

1970344 59-72



**OER AUTHORIZED**

## 1965-68 BB Alternator Bracket

Chrome reproduction big block upper bracket for factory intake manifolds. This bracket is designed for short water pumps on models with an original big block engine.

*Note: Use with a short water pump.*

19581 65-68



**OER AUTHORIZED**

## 1969-74 Camaro BB Upper Alternator Adjuster Bracket

Reproduction of the 1970-71 style upper alternator adjuster bracket for 1969-74 Camaro models with a big block engine. Manufactured from stamped steel as original and EDP coated for rust prevention.

K599 69-74 1970-71 style

## 1964-68 Chevrolet Alternator Mount Support

Support brace for various Chevrolet 1964-68 models with a small block engine. This bracket mounts on the leading edge of the driver side exhaust manifold and supports the bottom of the alternator. For use with 283, 307, 327.

*Note: Not for use with 62 amp alternator*

K6565 64-68 Chevrolet



## 1969-75 SB Upper Alternator Bracket

Chrome upper alternator bracket for 1969-75 small block engines equipped with an aftermarket intake manifold and/or headers and a long water pump.

*Note: Use with a long water pump.*

19323 69-75



**OER AUTHORIZED**

## 1969-75 SB Alternator Bracket

Reproduction of the upper alternator bracket for 1969-75 small block Chevrolet engines with a long water pump. Each bracket has the correct adjuster slot, all the mounting holes and the hole for the batter cable retaining clip. Finished in a factory semi-gloss black color. Prepackaged in OER® authorized poly tube.

3932410 69-75 SB

## 1965-68 SB Upper Alternator Bracket

Chrome upper alternator bracket for 1965-68 small block engines equipped with a short water pump.

*Note: Use with a short water pump.*

19319 65-68



## 1969-86 BB Upper Alternator Bracket

Chrome reproduction big block upper alternator bracket for factory intake manifolds. This bracket is designed for long water pumps on models equipped with an original big block engine.

*Note: Use with a long water pump.*

1969-72	Camaro
1969-75	Impala/full size
1969-86	GM truck

19318 69-86

**OER AUTHORIZED**

## 1965-68 SB Alternator Bracket

Reproduction of the upper alternator bracket for 1965-68 small block Chevrolet engine with a short water pump. Each bracket has the correct adjuster slot and mounting holes. Available in black or chrome.

E368 65-68 black  
19315 65-68 chrome



## 1976-91 GM Alternator Adjuster Brace

OER® reproduction of the 1976-91 GM alternator adjusting brace. Prepackaged in OER® poly tube.

<b>Camaro</b>	1976-86 CK with SB	<b>Truck</b>	1978-86 CK with SB
<b>Firebird</b>	1976-86 with SB		1987-89 RV with 5.0 G 5.7
<b>Novo</b>	1976-79 Nova with SB		1990 RV w/5.7 (66 or 94 amp)
<b>Impala</b>	1976-88 with SB		1991 RV w/5.7 (100 amp)

14081227 76-91 GM

# GM Engine/Underhood Components

## 1967-72 Negative Battery Cable Retainer

Reproduction of the negative battery cable retainer clip that attaches to the upper alternator bracket on 1967-72 Chevrolet small block engines. This retainer clip is also used in some applications to hold the battery cable to the subframe. Sold individually. Quantities vary by application. Prepackaged in OER® poly tube.

3857706 67-72



## 1991-97 Oil Pan OER AUTHORIZED

OER® Authorized reproduction oil pan for the 1991-97 GM V8 engines listed. This pan is made from the same heavy gauge steel as the GM originals, with drain plug and oil level sensor holes.

<b>Camaro</b> 1993-97 5.7L V8	<b>Buick</b> 1991 Roadmaster 5.0L V8 1992-96 Roadmaster 5.7L V8
<b>Camaro</b> 1993-97 5.7	<b>Cadillac</b> 1993-96 Fleetwood 5.7L V8
<b>Full Size Chevrolet</b> 1991-93 Caprice 5.0L V8 1992-96 Caprice 5.7L V8 1994-96 Caprice 4.3L V8 1994-96 Impala 5.7L V8	<b>Oldsmobile</b> 1991-92 Custom Cruiser 5.0L V8 1992 Custom Cruiser 5.7L V8

1255757 91-97

## 1967-72 Voltage Regulators

Voltage regulators for 1962-72 models. After market chrome replacement modern circuit board type electronics and does not feature original markings. OER® reproduction OE style voltage regulators use the coiled wire type electronics and features the "Delco Remy" markings as original. For use with external regulators. Prepackaged in OER® box.



1119519

### Aftermarket

VR635C without markings

**OER® Reproduction**

1119519 w/Delco Remy markings

## Chevrolet Big Block Starter Solenoid Heat Shield

This stainless steel heat shield is used for all standard (non-metric) solenoids on Chevrolet big block cars and trucks.

361443 Chevrolet V8



## Stainless Steel Heater Hose Clamp

This stainless steel clamp can be used to hold the two heater hoses to the inner fender well on various models. Each bracket is made from high-quality polished stainless steel, that has been die-cut and stamped. Included is an installation screw and retaining nut for easy installation. A perfect upgrade for the unsightly original equipment style clamp or to add a custom touch to the engine compartment. Prepackaged in OER® poly tube.

13970 heater hose clamp



## 1969-74 Chevrolet Small Block AC Compressor Front Bracket

Replacement front bracket for 1969-74 Chevrolet small block models with an A6 compressor listed below.

Prepackaged in OER® poly tube.

1969-74 full size Chevrolet	1969-74 Camaro
1969-74 Nova	1969-74 Chevelle

3932433 69-74 small block



## 1969-81 Rear AC Compressor Bracket Support

Correct support bracket which bolts directly to the exhaust manifold. The rear compressor bracket will bolt to this support bracket. For the following 1969-81 Chevrolet small block applications. Prepackaged in OER® poly tube.

1969-81 Camaro	1969 Nova
1970-79 Impala	1974-80 GM truck

3932435 69-81 small block



## 1967-69 Camaro AC Condenser Mounting Brackets

Reproduction of the original brackets used to mount the air conditioning condenser to the radiator support. For all 1967-69 Camaro small block or big blocks with AC. Includes LH and RH bracket.



K258 67-69 Camaro

## 1970-81 AC Condenser Insulator

Reproduction AC condenser insulator for various GM models with air conditioning. These rubberized insulators mount the AC condenser to the radiator core support with two threaded ends. Includes nuts. 4 required per vehicle. Sold individually. Prepackaged in OER® poly tube.

1970-81 Camaro	1970-76 Impala
1970-77 Chevelle	1970-81 Chevette

331959 70-81



## 1967-79 Firebird Heater Hose Fitting

Reproduction of the fitting which attaches the heater hose assembly to the cylinder head for 1967-79 Pontiac Firebird V8 models except 1977-79 with a 301 V8. Features a tapered edge for easier installation. Prepackaged in OER® chipboard box.



499744 67-79



## Radiator Hose/Heater Hose Clamp Kit

Reproduced in the original tower style design, this kit includes all eight clamps needed to completely replace various GM radiator and heater hose clamps. Includes: two 2-1/4" and two 2" radiator hose clamps, plus two 3/4" and two 5/8" heater hose clamps.

8085678



## 1968-74 Heater Hose Bracket

Includes the top alternator bracket and inner fender well bracket used to hold the heater hoses together. Manufactured correctly as original. Heater hose bracket retains both hoses. Prepackaged in OER® bag with header card. Fits 1969 Camaro, 1968-74 Chevy II/Novo, and other GM vehicles as required.

3825416 alternator clip

3770259 fender skirt clip

K556 2 piece set

## OER® Authorized Remanufactured Power Steering Pumps

### Camaro

A6099	67-69	6 cylinder
A6113	67-68	V8
A6154	69	small block
A6151	69	396
P6120	70-72	6 cylinder
P6001	73-74	6 cylinder
P6000	70-74	V8

### Pontiac Firebird

P6120	67	6 cyl. w/smog pump
P6117	67	6 cyl. w/o smog pump
P6120	70-72	6 cylinder
P6176	71-74	V8
P6001	73-74	6 cylinder

### Chevellle/El Camino

A6099	64-69	6 cylinder
A6151	69	396
P6120	70-72	6 cylinder
P6000	70	6 or 8 cyl. wagon
P6000	71-74	V8

### Chery II/Nova

A6083	62-67	all
A6113	68	V8
A6099	68	4 and 6 cylinder
A6099	69	6 cylinder
A6154	69	307, 350
A6151	69	396
P6120	70-72	6 cylinder
P6000	70-74	V8
P6001	73-74	6 cylinder

### Impala/Full Size

A6078	61-62	all
A6083	63-64	6 cylinder
A6078	63-64	V8
A6099	65-69	6 cylinder
A6083	65-68	small block
A6078	65-66	396, 409, 427
A6111	67-68	396, 427
A6152	69	327, 350
A6151	69	396, 427 ex wagon
P6120	70-72	6 cylinder
A6165	70	350, 400
A6171	70	454
P6000	71-74	V8
P6001	73-74	6 cylinder

### GM Truck/Blazer/Jimmy/Suburban

A6083	63-69	2WD, all except 396
A6083	68-69	4WD, all except 396
A7010	68-69	with 396
A7010	70-72	with 396, 402
A7009	70-72	all except 402
A7020	73-74	6 cylinder
A7011	73-74	2/4WD small block
A7018	73-74	2WD big block
A7026	75-79	6 cyl. w/hydro boost
A7023	75-79	S8, w/hydro boost
A7025	75-79	2WD, 88, w/hydro boost
A7037	75-79	2/4WD, 6 cyl. w/hydro
A7048	75-79	2/4WD, S8 w/hydro
A7039	75-76	2WD, 88 w/hydro boost
A7045	77-79	2WD, 88 w/hydro boost
A7046	79	V8, with hydro boost

## 1961-74 Remanufactured OE Style Saginaw Power Steering Pumps

Thoroughly remanufactured, these OER® Authorized Saginaw power steering pumps are carefully inspected and meticulously rebuilt and restored to OEM appearance and function! Reservoirs are reconditioned GM parts in the exact original configuration for complete authenticity! Careful attention is paid to reservoir reconditioning to ensure an authentic OE appearance. This is a good choice for restorations when an original appearance and superior quality is desired. Cap, nut and pulley are not included. These units are priced outright, meaning the core charge is built into the price. For that reason, it is not necessary to return the original core. Made in USA.

### NO CORE CHARGE REQUIRED!

Note: Cap, nut and pulley are not included.



A6099



A6113



A6154



A6151



P6120



P6001



P6000



P6117



P6176



A6083



A6078



A6111



A6152



A6165



A6171



A7009



A7020



A7011



A7018



A7026



A7023



A7025



A7037



A7048



A7039



A7045



A7046



A7010

**OER AUTHORIZED**



# OER® Authorized Reproduction Power Steering Pumps

## 1961-66 Full Size Power Steering Pumps **OER** AUTHORIZED

Reproduction power steering pumps are brand new and have an authentic look. They've been thoroughly tested to meet the highest OEM standards, delivering maximum long-term reliability. For easy installation and added authenticity, each pump features a new reservoir in the original configuration, with the proper return fitting and correct clocking. The appropriate shaft nut and cap are also included. Pulley and pressure fitting are not included. Prepackaged in OER® Authorized box.

1961-62 all engines  
1963-64 V8 engines  
1965-66 396, 409, 427



NP6078 61-66



NP6154



NP6151

**OER** AUTHORIZED

## 1969 Power Steering Pumps

Reproduction power steering pumps are brand new and have an authentic look. They've been thoroughly tested to meet the highest OEM standards, delivering maximum long-term reliability. For easy installation and added authenticity, each pump features a new reservoir in the original configuration, with the proper return fitting and correct clocking. The appropriate shaft nut and cap are also included. Pulley and pressure fitting are not included. Prepackaged in OER® Authorized box.

### Small Block

1969 Camaro 302, 307, 327, 350  
1969 Nova 307, 350

### Big Block

1969 Camaro 396  
1969 Nova 396  
1969 full size 396, 427 (exc wagon)  
1969 Chevrolet 396

### All

1970-74 Camaro 6 cylinder and V8  
1970-72 Firebird 6 cylinder  
1970-74 Nova 6 cylinder and V8  
1970-74 Impala/full size 6 cylinder and V8  
1970-74 CK 10-30 GM Truck V8

NP6154 69 small block  
NP6151 69 big block  
NP6000 70-74 all

## 1967-74 Chrome Power Steering Pumps **OER** AUTHORIZED

Reproduction power steering pumps are brand new and have a bright chrome finish and have been thoroughly tested to meet the highest OEM standards, delivering maximum long-term reliability. For easy installation and added authenticity, each pump features a new reservoir in the original configuration, with the proper return fitting and correct clocking. The appropriate shaft nut and cap are also included. Pulley and pressure fitting are not included. Prepackaged in OER® Authorized box.



A9500150

### #A9500147

1967-68 Camaro V8  
1967-68 Chevy II/Nova

### #A9500148

1969 Camaro small block

1969 Nova small block

1969 Camaro big block

1969 Nova big block

A9500147 67-68

A9500148 69

A9500149 69

A9500150 70-74

### #A9500150

1970-74 Camaro 6 cyl. & V8

1970-74 Nova 6 cylinder & V8

1970-72 Firebird 6 cyl.

1970-72 Impala/full size

6 cylinder and V8

1973-74 Impala/full size 454

1970-74 CK 10-30 truck V8

## 1960-93 Power Steering Return Hose

OER® reproduction low pressure power steering return hose that is used on various GM models. This is made up of a reinforced rubberized synthetic hose material. These are a cut to fit application, and use with crimp sleeves or hose clamps for retention (not included). This hose carries low pressure power steering fluid from the steering gear box back to the power steering pump reservoir. Measures: 3/8" i.d. x 48" long. Cut-to-fit. Use as required. Prepackaged in OER® poly tube.



71350 60-93 3/8" i.d. x 48"

## 1955-57 Power Steering Pressure Hose Set

OER® reproduction power steering hose set for 1955-57 V8 models equipped with original style power steering. This complete 4 piece set includes: the high pressure hose, low pressure hose and 2 control valve hoses with correct fittings and in correct lengths. Prepackaged in OER® poly tube.



TF500018 55-57 V8

## 1967-72 Power Steering Pressure Hose

OER® reproduction power steering pressure hose for various GM models. This hose is made up of a reinforced rubberized synthetic hose material with high-quality zinc-plated steel tubes and crimp sleeves to ensure against leaks. This high pressure hose has the double flared end and correct spec threaded couplers for trouble free installation. The high pressure hose carries high pressure power steering fluid from the power steering pump to the steering gear box. Prepackaged in OER® poly tube.



70230

### #70230

1967-69 Camaro - 6 cyl.

1968-69 Nova - 6 cyl.

1968 Nova - V8

1965-69 full size Chevrolet - 6 cyl.

### #70248

1969 Camaro - V8

1969 Nova - V8

### #70254

1970-72 Nova

1970-72 Chevrolet - 400, 402, 454

### #70255

1970-72 Camaro - V8

1971-72 full size Chevrolet - 400, 402, 454

70230 65-69 Camaro/Nova/full size

70235 67-69 Firebird

70248 69 Camaro/Nova

70254 70-72 Nova

70255 70-72 Camaro/full size

## 1967-79 PS Return Hose

OER® reproduction power steering return hose for various GM models with both 6 and 8 cylinder engines. This is made from premium grade oil resistant rubber hose, and has the correct pre-attached flared fitting for easy installation. Prepackaged in OER® poly tube.



### Camaro

1967-72 six cylinder

1967-76 eight cylinder

### Firebird

1977 Firebird 8 cylinder

305, 350, with fitting

1978 Firebird 8 cylinder

305, 350, 403 with fitting

1979 Firebird 8 cylinder

305, 350 with fitting

### Chevy II/Nova

1965-74 six cylinder

1965-72 eight cylinder

1975-76 eight cylinder

### Impala/Full Size

1967-75 six cylinder

1967-75 eight cylinder

70551 67-79

## 1965-72 PS Pressure Line Clamp

OER® power steering line clamp is manufactured from die-stamped steel. Clamp slips over the high pressure line and is secured to the gear box top cover plate. Each piece is plated in clear zinc to help protect it from rust and corrosion.



1967-69 Camaro

1968-74 Chevy II/Nova

1965-72 Impala/full size

1965-72 Chevrolet/GMC trucks

748601 65-72 1 required

# OER® Authorized Reproduction Power Steering Reservoirs



5692845



1253576



7806439



1253578

**OER AUTHORIZED**

## 1967-68 Small Block Power Steering Reservoir

OER® Authorized reproduction power steering reservoirs for the various GM models listed. These are exact reproduction reservoirs that have an original factory appearance. Available in OE black or chrome-plated. Includes: the cap, seals and fittings.

**Note:** Does not include the pump.

**Camaro**

1967-68 small block

**Nova**

1968 small block

5692845	67-68	black
1253576	67-68	chrome

**OER AUTHORIZED**

## 1969 Big Block Power Steering Reservoirs

OER® Authorized reproduction power steering reservoirs for the various GM models listed. These are exact reproduction reservoirs that have an original factory appearance. Available in OE black or chrome-plated. Includes: the cap, seals and fittings.

**Note:** Does not include the pump.

**Camaro**

1969 big block with long water pump

**Nova**

1969 big block with long water pump

**Full Size Chevrolet**

1969 big block with long water pump

**Chevelle**

1969 big block with long water pump

7806439	69	black
1253578	69	chrome



7806532



1253577

**OER AUTHORIZED**

## 1969 Small Block Power Steering Reservoir

OER® Authorized reproduction power steering reservoirs for the various GM models listed. These are exact reproduction reservoirs that have an original factory appearance. Available in OE black or chrome-plated. Includes: the cap, seals and fittings.

**Note:** Does not include the pump.

**Camaro**

1969 small block with long water pump

**Nova**

1969 small block with long water pump

7806532	69	black
1253577	69	chrome



7826736



1253579

## 1970-75 Power Steering Reservoir **OER AUTHORIZED**

OER® Authorized reproduction power steering reservoirs for the various GM models listed. These are exact reproduction reservoirs that have an original factory appearance. Available in OE black or chrome-plated. Includes: the cap, seals and fittings.

**Note:** Does not include the pump.

**Camaro**

1970-72 all

**Nova**

1970-72 all

**Impala full size**

1971-72 all

1973-75 with 454

**Chevelle/El Camino**

1970-72 all

1973-75 with 454

7826736	70-75	black
1253579	70-75	chrome

## Power Steering Components



### 1967-79 Power Steering Cap —

#### OE Style **OER** AUTHORIZED

OER® Authorized reproduction power steering pump cap for various GM models with both 6 and 8 cylinder engines. Manufactured in the original style and made for use with Saginaw power steering pumps.

##### **Camaro**

1967-86 all  
1993-95 six cylinder 3.4 Litre

##### **Firebird**

1967-86 all  
1993-95 six cylinder 3.4 Litre

##### **Chevy II/Nova**

1962-79 all

##### **Full Size cars**

1962-85 Impala  
1967-93 Caprice  
1962-75 Bel Air, Biscayne  
Brookwood, Kingsman, Townsman

##### **GM truck**

1973-99 1/2 ton  
1973-00 3/4 ton  
1973-00 one ton  
1973-99 Suburban, Blazer, Jimmy

7834183 62-00 with Saginaw pump



### 1967-79 Power Steering Cap —

#### Chrome **OER** AUTHORIZED

OER® Authorized reproduction power steering pump cap for various GM models with both 6 and 8 cylinder engines. Manufactured with a custom chrome plating and made for use with Saginaw power steering pumps.

##### **Camaro**

1967-86 all  
1993-95 six cylinder 3.4 Litre

##### **Firebird**

1967-86 all  
1993-95 six cylinder 3.4 Litre

##### **Chevy II/Nova**

1962-79 all

##### **Full Size Cars**

1962-85 Impala  
1967-93 Caprice  
1962-75 Bel Air, Biscayne  
Brookwood, Kingsman, Townsman

##### **GM Truck**

1973-99 1/2 ton  
1973-00 3/4 ton  
1973-00 one ton  
1973-99 Suburban, Blazer, Jimmy

15431 62-00 with Saginaw pump

### 1960-75 Power Steering Pump Pulley

OER® reproduction of the power steering pump pulley. This pulley is stamped with the original GM part #3770509, is single groove and 5-3/4" o.d. This pulley is made from formed and machined steel with the correct key way fit design. These pulleys are finished in satin black and features correct markings as original. Prepackaged in OER® poly tube.

1960-62 Impala/full size with 6 cylinder  
1960-64 Impala/full size with V8 except 348 and 409  
1963-66 Impala/full size with 409, with AC  
1965-67 Impala/full size except big block  
1968-74 Impala/full size with 302, 350, 396, 427  
1971-72 Impala/full size with 6 cylinder  
1963-68 Corvette with 327  
1969-74 Corvette with 350 with AC  
1964-67 Chevy II/Nova with 283, 327  
1968 Chevy II/Nova with 327/325 HP and 350  
1969-70 Chevy II/Nova with 307, 350, without AC  
1969-70 Chevy II/Nova with 396/350HP, without AC  
1967-68 Camaro with 350  
1967-74 Camaro V8 without AC and HHO 302, 350, 396  
1973-74 GM Truck, 1/2, 3/4, 1 Ton 307, 350 without AC  
1975 GM Truck, 1 Ton 350, 454 without AC

3770509 60-75 single groove



### 1960-75 Power Steering Pump Pulley

Replacement power steering pump pulley. This pulley is single groove and 5-3/4" o.d. This pulley is made from formed and machined steel with the correct key way fit design. This pulley is finished in satin black and does not have correct markings. Prepackaged in OER® poly tube.

1960-62 Impala/full size with 6 cylinder  
1960-64 Impala/full size with V8 except 348 and 409  
1963-66 Impala/full size with 409, with AC  
1965-67 Impala/full size except big block  
1968-74 Impala/full size with 302, 350, 396, 427  
1971-72 Impala/full size with 6 cylinder  
1963-68 Corvette with 327  
1969-74 Corvette with 350 with AC  
1964-67 Chevy II/Nova with 283, 327  
1968 Chevy II/Nova with 327/325 HP and 350  
1969-70 Chevy II/Nova with 307, 350, without AC  
1969-70 Chevy II/Nova with 396/350HP, without AC  
1967-68 Camaro with 350  
1967-74 Camaro V8 without AC and HHO 302, 350, 396  
1973-74 GM Truck, 1/2, 3/4, 1 Ton 307, 350 without AC  
1975 GM Truck, 1 Ton 350, 454 without AC

746888 60-75 replacement



### 1967-74 Deep Groove Power Steering Pulley

OER® reproduction of the deep groove power steering pump pulley for various GM models. Each pulley is made from formed and machined steel. Has correct key way fit design. These pulleys are finished in satin black w correct markings and stamped with the original GM part #3941105. Single groove, 5-3/4" o.d. Prepackaged in OER® poly tube.

1969 Camaro with 302  
1969 Camaro with HHO 396, 427  
1970 Camaro with HHO 350, 396, 454  
1971-74 Camaro with HHO 350  
1969 Impala/Full size with HHO 396, 427  
1969-70 Chevy II/Nova 396/375HP  
1967-68 GM truck with 396  
1973-74 GM truck with 292, 314 - 1 ton  
1971-72 Malibu with HHO 454  
1971-72 Monte Carlo with HHO 454  
1972 El Camino with HHO 454  
1971-72 GMC Sprint with HHO 454

3941105 67-74 deep groove



# Power Steering Components



1253570



1253571



1253573

1253574



1253575

1253572

## Power Steering Pump Reservoir Installation Set — Saginaw Pump

A correct reproduction of the power steering pump reservoir installation set for GM cars with a Saginaw power steering pump. These 12 piece sets include: the stud and bolt set, o-rings/seal and washer set and hose fitting needed to install a reservoir on a saginaw power steering pump. These sets have either black or chrome fittings that are designed to be used with a either a black or chrome reservoir. All components available separately.

### Complete Set

1253570	62-09	black
1253571	62-09	chrome

### Stud and Bolt Set

1253573	62-09	black
1253574	62-09	chrome

### O-Ring Set

1253575	62-09	8 piece
---------	-------	---------

### Hose Fitting

1253572	62-09	5/8"-18 to 6an
1253580	66-70	brass fitting



## Power Steering Pump Rebuild Set

A correct reproduction of the power steering pump rebuild set for GM cars with a Saginaw power steering pump. This set includes the gaskets and seals needed to rebuild a Saginaw power steering pump. Refer to the factory service manual for instructions.

1253550	62-09	Saginaw
---------	-------	---------



## 1967-69 Pontiac V8 PS Pump Spacer

This spacer is used between the power steering pump and mounting bracket on 1967-69 Pontiac full size, Tempest, LeMans, GTO, Firebird and Grand Prix models with a V8 engine. 2 required. Prepackaged in OER® poly tube.

548375	67-69	Pontiac V8
--------	-------	------------



## 1962-67 Nova Power Steering Ram Hoses

Reproduction power steering hoses for 1962-67 Chevy II/Nova models. They install between the control valve and cylinder. These hoses are manufactured to exact specifications and feature the correct gold cadmium plated style finish. Sold in pairs. Prepackaged in OER® poly tube.

PS68	62-67	2 piece
------	-------	---------



## 1965-68 Chevrolet Big Block Power Steering Adjustor Bracket

Restoration Parts

Correct reproduction of the big block power steering bracket used on various Chevrolet models including: 1968 Nova, 1965-68 Impala, Caprice, Biscayne, Bel Air and 1967-68 Camaro models. OE #3876788.

3876788	65-68	Chevrolet
---------	-------	-----------



## 1965-68 Chevrolet Small Block Power Steering Adjustor Bracket

Factory correct reproduction small block power steering bracket for various Chevrolet models such as: 1965-68 Impala, Caprice, Biscayne, Bel Air and 1967-68 Camaro models.

OE #3905366

Restoration Parts

3905366	65-68	Chevrolet
---------	-------	-----------



## 1969 Chevrolet Big Block Power Steering Pump Brackets

A complete set of reproduction power steering pump brackets for 1969 Chevrolet big block engines. Includes all three correct brackets needed to replace, or add a power steering pump. EDP coated stamped steel.

K1020	69	Chevrolet
-------	----	-----------



## 1969-72 Chevrolet Small Block Power Steering Brace

Restoration Parts

Correct reproduction of the original small block power steering brace for 1969-70 passenger vehicles, 1969-70 Chevelle, 1969-72 Camaro and 1969-72 Nova models. OE #3959558.

3959558	69-72	Chevrolet
---------	-------	-----------

# GM Rag Joints

## 1959-69 GM Rag Joint AUTHORIZED

OER® Authorized reproduction of the original steering coupling joint for the various GM models listed. This coupler (rag joint) is required to connect the steering column to the steering box.

### Chevrolet

- 1967-69 Camaro with manual steering
- 1968-69 Chevy II/Nova with manual steering
- 1959-64 Impala/full size with power & manual steering
- 1965-69 Impala/full size with manual steering
- 1960-68 Truck, Suburban with power & manual steering
- 1969 Truck, Suburban with manual steering
- 1969 Blazer with manual steering
- 1963-69 Corvette
- 1964-69 Chevrolet/El Camino with manual steering

### Buick

- 1968-69 Apollo with manual steering
- 1968-69 Century with manual steering
- 1962-69 Skylark with manual steering
- 1962-69 Skylark with manual steering
- 1961-69 Special with manual steering

7806391 59-69 GM

## 1959-69 GM Rag Joint AUTHORIZED

OER® Authorized reproduction of the original steering coupling joint for the various GM models listed. This coupler (rag joint) is required to connect the steering column to the steering box. For use with vehicles equipped with power steering.

### Chevrolet

- 1964-76 Chevrolet/El Camino, with power steering
- 1964-76 Monte Carlo, with power steering
- 1965-76 Impala/full size cars, with power steering
- 1967-76 Camaro, with power steering
- 1967-68 pickups/Suburbans exc. linkage type power steering
- 1968-76 Nova, with power steering
- 1969-76 C/K trucks and Suburbans, with power steering
- 1969-76 Blazer and Jimmy, with power steering
- 1971-76 Vega, with power steering

### Buick

- 1959-76 Electra, with power steering
- 1959-76 Estate Wagon, with power steering
- 1959-76 LeSabre, with power steering
- 1959-76 Park Avenue, with power steering
- 1961-69 Special, with power steering
- 1962-76 Skylark, with power steering
- 1962-76 Skylark, with power steering
- 1963-76 Riviera, with power steering
- 1964-76 Centurion, with power steering
- 1964-76 Wildcat, with power steering
- 1968-76 Apollo, with power steering
- 1968-76 Century, with power steering
- 1973-76 Regal, with power steering

### Pontiac

- 1959-61 Ventura, with power steering
- 1959-76 Sunbird, with power steering
- 1959-76 Astro, with power steering
- 1959-76 Bonneville, with power steering

7828871 59-76 with power steering



### Pontiac

- 1969 Firebird with manual steering
- 1964-69 Full size cars with manual steering
- 1964-69 Grand Am with manual steering
- 1964-69 Grand Prix with manual steering
- 1964-69 GTO with manual steering
- 1964-69 Lemans with manual steering
- 1961-63 Tempest with manual steering

### Oldsmobile

- 1964-69 Cutlass with manual steering
- 1964-69 442 with manual steering
- 1964-69 Vista Cruiser with manual steering



- 1959-76 Catalina, with power steering
- 1959-76 Safari, Grand Safari, with power steering
- 1959-76 Starchief, with power steering
- 1961-63 Tempest, with power steering
- 1964-76 Grand Am, with power steering
- 1964-76 Grand Prix, with power steering
- 1964-76 GTO, with power steering
- 1964-76 Lemans, with power steering
- 1967-76 Firebird and Trans Am, with power steering
- 1971-76 Ventura, with power steering
- 1971-76 Ventura II, with power steering
- 1971-76 Phoenix, with power steering

### Oldsmobile

- 1959-76 Custom Cruiser, with power steering
- 1959-76 Delta 88, with power steering
- 1961-63 F-85, with power steering
- 1961-66 Starfire, with power steering
- 1964-76 Cutlass, Cutlass Supreme, with power steering
- 1964-76 442, with power steering
- 1966-76 Toronado, with power steering
- 1973-76 Omega, with power steering

### Cadillac

- 1959-76 Deville, with power steering
- 1959-76 Eldorado, with power steering
- 1959-76 Fleetwood, with power steering
- 1975-76 Seville, with power steering



## AUTHORIZED

## 1979-91 GM Rag Joint

OER® Authorized reproduction of the original steering coupling joint for the various GM models listed. This coupler (rag joint) is required to connect the steering column to the steering box.

### Chevrolet

- 1970-79 Camaro with manual steering
- 1970-79 Nova with manual steering
- 1970-79 Impala/full size with manual steering
- 1970-77 Chevrolet/El Camino with manual steering
- 1970-77 Monte Carlo with manual steering
- 1970-76 Truck, Sub., Blazer, Jimmy with manual steering
- 1977-87 Truck, Sub., Blazer, Jimmy with manual and power steering

### 1988-91 Chevy Truck

### 1970-82 Corvette

### 1975-79 Monza

### Buick

- 1970-79 Apollo with manual steering
- 1970-79 Century with manual steering
- 1970-79 GS with manual steering
- 1970-79 Skylark with manual steering
- 1970-79 Skylark with manual steering
- 1977-79 Apollo with power steering
- 1977-79 Century with power steering
- 1977-79 GS with power steering

### Pontiac

- 1970-74 Bonneville with manual steering
- 1970-74 Catalina with manual steering
- 1970-76 Firebird with manual steering
- 1970-76 Grand Prix with manual steering
- 1970-76 Grand Am with manual steering
- 1970-76 GTO with manual steering
- 1970-76 Lemans with manual steering
- 1970-76 Tempest with manual steering
- 1971-79 Ventura with manual steering
- 1971-79 Phoenix with manual steering
- 1976-80 Astra with manual steering, with 3/4" input shaft
- 1976-80 Sunbird with manual steering, with 3/4" input shaft

### Oldsmobile

- 1970-77 Cutlass with manual steering
- 1973-79 Omega with manual steering
- 1975-80 Starfire with manual steering, with 3/4" input shaft

### Cadillac

- 1977-79 Limousine

7818568 70-91



# GM Rag Joints

## 1977-02 GM Rag Joint

OER® Authorized reproduction of the original steering coupling joint for the various GM models listed with power steering. This coupler (rag joint) is required to connect the steering column to the steering box.

**Note:** \*Also for use on models with manual steering.



### Chevrolet

1977 Vega  
1977-79 Nova  
1977-80 Monza  
1977-83 Malibu  
1977-85 and 1994-96 Impala  
1977-87 El Camino  
1977-88 Monte Carlo  
1977-92 Camaro\*  
1977-96 Caprice  
1981 Bel Air  
1982-84 S10  
1983-90 S10 Blazer  
1988-90 CK1500  
1988-00 CK2500  
1988-02 CK3500  
1991-94 Commercial Chassis  
1992-96 CK1500 Suburban  
1992-96 CK2500 Suburban  
1992-96 Blazer  
1995-00 Tahoe  
1997-99 Suburban 1500  
**Pontiac**  
1977 Airtel  
1977-90 Bonneville  
1977-81 Catalina  
1977-92 Firebird\*  
1978-87 Grand Am  
1977-83 Grand Lemans  
1977-87 Grand Prix  
1977-78 Grand Safari  
1977-81 Lemans  
1983-86 Parisienne  
1977-79 Phoenix  
1977-80 Starbird  
1977 Ventura

### Buick

1977-80 Skylark  
1977-81 Skyhawk  
1977-81 Century  
1977-83 Estate Wagon  
1977-84 LeSabre  
1977-84 Electra  
1977-85 Riviera  
1977-87 Regal  
1985 LeSabre Limited  
1985-89 Electra Estate Wagon  
1988-90 LeSabre Estate Wagon  
1991-95 Park Avenue  
1991-96 Roadmaster  
**Oldsmobile**  
1977-92 98  
1991-94 Bravada  
1977-92 Custom Cruiser  
1977-81 and 1985-87 Cutlass  
1977-88 Cutlass Supreme  
1977-91 Delta 88  
1977-79 Omega  
1977-80 Starfire  
1977-85 Toronado  
**Cadillac**  
1977-96 DeVille  
1977-96 Fleetwood  
1977-85 Seville  
1977-85 Eldorado

7826542 77-02 with power steering

## 1960-91 GM Steering Coupler Set

Reproduction of the GM steering coupler including bolts, nuts and washers. This universal design can be used for many GM vehicles. For models with and without power steering. Prepackaged in OER® box.



CZ553	67-76	Camaro/Firebird
CZ553	65-72	Chevelle
CZ553	67-76	Impala
CZ553	60-91	trucks
CZ553	68-79	Nova



## 1979-92 F-Body Steering Shafts with Rag Joint AUTHORIZED

Reproduction intermediate shaft with coupler for 1979-92 Camaro and Firebird models. Fits between the steering gear box and the steering column shaft. Makes installation of the new steering coupler/rag joint, a much easier and safer repair job with no riveting of the coupler necessary. Includes rag joint.

**Important:** 14470 includes the factory correct plastic shroud that was added to the shaft for 1982-92 models.

### Complete Shaft

15028	79-81	without shroud
14470	82-92	with shroud

### Lower Section Only

748565	79-81
--------	-------



## Steering Coupler 12 Point Bolt

Reproduction of the 12 point, grade 8 bolt that secures the steering coupler to the steering shaft on many GM vehicles. The original couplers came with a 12 point bolt in the location where tightening this bolt squeezes the coupler onto the steering shaft. The reason a 12 point bolt must be used is because it is difficult to get a wrench there to tighten up with full turns when the coupler is installed on car. Having the 12 point bolts makes it much easier to install, and makes the part look much more authentic and original. Prepackaged in OER® poly tube.

748612 steering coupler bolt



## Steering Coupler Insert Tool

The red inserts were used by the factory for alignment on installation only. After the column is attached to the steering box via the rag joint the red inserts serve to center the steering shaft on the rag joint and then are to be removed. They are meant to align the steering shaft to the rag joint by centering and reducing possible issues associated to binding and improper alignment. Sold as a pair. Prepackaged in OER® poly tube.

748610 steering coupler tool

# Chevrolet/Pontiac Engine Parts

## 1969-77 Manifold Upper Heat Stove

Reproduction exhaust manifold upper heat stove which is used with the air heat tube to preheat the air cleaner temperature sensor. This item mounts on the RH (passenger side) exhaust manifold. The air tube is inserted into this item. Prepackaged in OER® poly tube.



### Camaro

1969 18 with turbo 350  
1969 18 with powerglide  
1970 18, 307, 350  
1971 18 without 454  
1972 18 without 402, 454  
1973-75 18 without 454  
1976 18, 305, 350, 400  
**Firebird**  
1969 17, 305-U

### Impala

1972-75 small block  
**Nova**  
1969 18 with turbo 350  
1969 18 with powerglide  
1970 18, 307, 350  
1971 18 without 454  
1972 18 without 402, 454  
1973-75 18 without 454  
1976 18, 305, 350, 400

338471 69-77



## 1969-81 Exhaust Manifold Heat Stove

Reproduction lower exhaust manifold heat stove for 1969-81 F & X-Body models listed.

### Camaro

1969 8 cyl with turbo 350  
1969 8 cyl with powerglide  
1970 8 cyl, 307, 350  
1971 8 cyl, 402, 454  
1972 8 cyl without 402, 454  
1973-75 8 cyl without 454  
1977 8 cyl, 305U, 350L  
1980-81 8 cyl, 267, 350H, 350L  
1978-79 8 cyl, 305U, 305G, 350L

### Nova

1969 8 cyl with turbo 350  
1969 8 cyl with powerglide  
1971 8 cyl, 402, 454  
1972 8 cyl without 402, 454  
1973-75 8 cyl without 454  
1977 8 cyl, 305U, 350L  
1978-79 305G, 305U, 350L  
1980-81 267, 305H

338473 69-81

## 1963-72 Double Groove Crankshaft Pulley

OER® reproduction crankshaft pulley for various 1963-72 Chevrolet small block motors with a short water pump. This pulley is made from formed and machined steel. Interlocks with harmonic balancer, bolt on design. These pulleys are finished in satin black with correct markings as original. This crankshaft pulley is a double groove pulley that measures 6-3/4" diameter. Prepackaged in OER® poly tube.



1963-66 Corvette, w/o dealer AC, exc HIPO  
1968 Corvette, w/o dealer AC, exc HIPO  
1964-66 Chevy II/Novo, 283, 327, with AC  
1968 Chevy II/Novo, 307, 327, all

1966-67 Chevrolet w/ 327, w/smog pump, w/o dealer AC  
1966-67 Impala, w/ 283, w/smog pump, w/o dealer AC  
1966-68 Impala, w/ 327, w/smog pump, w/o dealer AC  
1968 Impala, w/ 307, w/smog pump, w/o dealer AC  
1967 Camaro with 283, 327, 350 w/o dealer AC  
1963-67 GM trucks, with 283  
1965-72 GM trucks, with 307, 327 with smog pump  
1969-72 GM trucks with 350, with smog pump

3744043 63-72

## 1964-78 Exhaust Heat Riser Valve

Heat riser valves are located between the exhaust manifold and the head pipe and are used to hasten the warm up of a cold engine. Fits various 1964-78 Chevrolet small block models with 2" headpipe.

**Note:** Images are shown from the bottom (pipe) side.

1964-72 Chevrolet  
1968-79 Nova  
1975-78 O/K GM Truck  
1967-75 Camaro  
1970 Monte Carlo



3887023 64-78 small block

## Exhaust Manifold to Headpipe Tube Extension

This is the short extension pipe which slips in between the exhaust manifold and the main head pipe and supports the exhaust pipe packing gasket. Prepackaged in OER® poly tube.



3890382 2" o.d. small block  
3890689 2-1/2" o.d. big block

## 1966-79 Pontiac Oil Dipstick Tube

Reproduction engine oil dipstick tube for various Pontiac models listed below. This is the lower dipstick tube to the engine block. Fits models with Pontiac V8 only.

1966-72 with 18  
1973-74 with 18  
1976-79 18  
1971-72 with 455 HO  
1975 with 18 exc. Ventura

9795830 66-79



## 1972-79 Firebird Dipstick Tube

Reproduction lower oil dipstick tube for 1972-79 Pontiac V8 models. Manufactured from steel. Routed through the block and is secured to the baffle/windage tray to replace the original precisely. Prepackaged in OER® poly tube.

**Note:** Installs inside of the block and the bracket attaches to baffle/windage tray.

1972-74 All exc. 307  
1976 350ci, 400ci, 455ci  
1978-79 400ci  
1975 All  
1977 350ci, 400ci

490768 72-79 Firebird

## 1962-82 GM Carburetor Clip

Reproduction rod clip for carburetor rod to accelerator rod, door lock and tail gate rod on various GM models. This is a 5/32", RH clip. Prepackaged in OER® poly tube.



### Chevrolet - Carb Rod Clip

1967-79 F-Body  
1962-79 X-Body  
1975-79 B-Body  
1976-79 A-Body  
1980-82 Y-Body  
1973-78 truck

### Pontiac - Carb Rod Clip

1976-79 F-Body  
1976-79 X-Body

3962782 RH 5/32"

# Chevrolet/Pontiac Engine Parts

## Holley 4 Barrel Carburetor Heat Shield

OER® manufactured heat shield for all GM models with Holley Carburetors. This heat shield will help cool the intake charge for better performance. Pre-packaged in OER® plastic bag with header card.



3969835 Holley heat shield

## 1969-88 Valve Cover PCV Grommet

Correct reproduction valve cover PCV grommet for 1969-74 Camaro Z28 models with aluminum valve covers and 1975-88 Corvette models. 3/4" i.d. x 1-1/8" o.d. with square ramp.



3989349 69-88

## 1986-92 Chevrolet SB Valve Cover Gaskets

OER® valve cover gaskets for 1986-92 small block Chevy engines with center bolt style valve covers.



80608 86-92 Chevrolet

## Valve Cover Grommets

A correct reproduction of the valve cover grommets for Chevrolet 6 cylinder valve covers and 1968-72 Chevrolet big block valve covers. Included is the 3/4" i.d. x 1-1/4" o.d. PCV valve grommet and a 7/8" i.d. x 1-1/4" o.d. valve cover to air cleaner elbow grommet. Manufactured from oil and fuel resistant rubber. Prepackaged in OER® poly tube.



K0083 68-72

## Valve Cover Grommet

Correct small block valve cover grommet for insertion into the PCV valve hole or the valve cover to air cleaner elbow hole. One each required per car (RH side valve cover). For use with various 1969-84 models with special HIPO 350.

Prepackaged in OER® poly tube. Measures: 3/4" i.d. x 15/16" o.d.



### Camaro

1969 302  
1970-72 350 (Z28)  
1971-75 with special HI PO 350

### Nova

1971-75 with special HI PO 350

### Full Size Chevrolet

1971-75 with special HI PO 350

### Chevelle

1971-75 with special HI PO 350  
Corvette  
1969 350  
1970-71 with special HI PO 350

1971-72

1975-82

1984

3989348 69-84

## Valve Cover/Crankcase Grommet

Correct reproduction of the rubber grommet which inserts into the valve cover where the PCV valve or air cleaner to valve cover elbow is inserted. For use on all engine sizes for the applications listed. Prepackaged in OER® poly tube.

Note: Measures 3/4" i.d. and fits a 1" hole.



### Chevrolet

1981-84 Camaro  
1981-84 Impala  
1981-84 Caprice  
1981-84 Malibu  
1981-84 El Camino  
1981-84 Monte Carlo  
1981-84 Chevette  
1980-84 Citation  
1982-84 Celebrity

### Buick

1980-84 Skylark  
1981-84 Riviera  
1981-84 Regal  
1981-84 LeSabre  
1981-84 Electra  
1981-84 Century  
1980-84 Estate wagon  
Pontiac  
1980-84 Phoenix  
1981-84 Firebird  
1981-84 Bonneville

1981-84 Grand Prix  
1981 LeMans  
1981 Catalina  
1981 Grand Am  
1981-84 T1000  
1983-84 Parisienne  
1982-84 6000

### Oldsmobile

1980-84 Omega  
1981-84 Cutlass  
1981-84 Toronado  
1981-84 Delta 88  
1982-84 Custom Cruiser

9776721 80-84 all engines



## 1965-76 Big Block Spark Plug Wire Retainers

Replace the original missing or broken spark plug wire retainers with these reproduction retainers. Each retainer is reproduced exactly as original. The big block set of 4 includes the correct retainers which attach to the valve covers, as well as the spark plug to distributor clips. Prepackaged in OER® poly tube.

K0087 65-76

## 1964-81 GM Oil Fill Cap

Authentic reproduction oil fill cap for various GM models. This cap is manufactured to factory specifications and designed for total originality. Features the correct shape, color, and "S" markings as original. Available in zinc coated or chrome-plated. Prepackaged in OER® box.



### Camaro

1967-68 396  
1969 302, 396  
1970 with Hi Perf 350, 396, 454  
1973 350, 228  
1973-75 with Hi Perf 350  
Chevy II/Nova  
1964 230 with closed vent  
1968 350  
1968-70 396  
1970 with Hi Perf 350, 396, 454  
1973-75 with Hi Perf 350

### Full Size Chevrolet

1965 with Hi Perf 396  
1967 SS with Hi Perf 427  
1965-69 396, 427  
1973-75 with Hi Perf 350

### Chevelle

1964 230 with closed vent  
1965-67 396  
1970 with Hi Perf 350, 396, 454  
1973-75 with Hi Perf 350

### Corvette

1968-70 427, 454  
1969-80 with Hi Perf 350  
1981 350

3851735

3851735 64-81 zinc coated

3851736 64-81 chrome

# Chevrolet Open Element Air Cleaners

assembly includes lid,  
base and element



GM  
Restoration  
Parts

## 1966-72 Chevrolet Air Cleaner Assembly and Parts

Exact reproduction open element air cleaner assemblies and components originally installed on many 1966-72 Chevrolet models with special high performance or big block engines. Assembly includes a chrome air cleaner lid with the correct silk screened imprint on the underside as original, an OE type 14" diameter paper air cleaner filter element and black painted base as original. Can also be used with other 4 barrel carbureted engines.

### 6423907

1967-69 Camaro with 396 1966-69 Chevelle with 396  
1967, 69 Camaro with 302 1966-67 Corvette with 427 HI PO  
1968-69 Nova with 396 1969 Corvette with 350 HI PO  
1967-69 Impala with 427

### 6485239

1970 Camaro with 396  
1970 Nova with 396  
1970 Chevelle with 396 or 454  
1970 Corvette with 350 or 454

6423907	66-69	complete assembly with chrome lid	curved imprint
6485239	70	complete assembly with chrome lid	square imprint
6422188	65-72	base only	
6421833	66-69	chrome lid only	curved imprint
6421832	70-72	chrome lid only	square imprint
729891	66-72	paper filter element only	AC #A212CW



3923260



3868842

## 1966-72 Chevrolet Air Cleaner Elbow

These reproduction 90 degree elbows insert into the passenger side valve cover and complete the connection to the air cleaner hose. Designed for 1969-72 small block and 1966-72 big block Chevrolet models.

3923260	69-72	small block
3868842	66-72	big block

## Air Cleaner Lid Seal

Reproduction air cleaner lid seal for various applications. Designed to seal the air cleaner lid to the base. Prepackaged in OER® poly tube.

K2017



## Air Cleaner to Carburetor Gasket

This air cleaner to carburetor gasket is designed for all small or big block engines with Holley or Rochester quadrajets 4 barrel carburetors. Measures: 5-1/8" diameter. Prepackaged in OER® poly tube.

1256633	Holley 4 barrel
1256633	Rochester quadrajets



## 1983-81 GM Air Cleaner Wing Nut

Air cleaner wing nut for all carburetors with 1/4" carburetor studs. Features a bright chrome finish as original. Prepackaged in OER® poly tube.

219281 63-81 GM



## 1983-81 GM Carb to Air Cleaner Stud

Service replacement carburetor air cleaner stud for many GM models. Stud measures: 1/4"-20 x 2-5/16". Prepackaged in OER® poly tube.

3851738 63-81 GM



## 1967-70 Chevrolet Air Cleaner Stud

Reproduction air cleaner to carburetor stud for 1967-70 models with the ZL-2 Cowl Induction option and a Holley carburetor. Not for use with Rochester carburetors. Prepackaged in OER® poly tube.

3747933 67-70 Chevrolet

## 1965-71 GM Air Cleaner Flame Arrester

Reproduction air cleaner flame arrester for various GM models. This small domed mesh cap installs on the upper edge of the air cleaner tube where it protrudes through the inside of the air cleaner base. Designed for all closed element, open element, cowl induction and dual snorkel air cleaners.



1967-69 Camaro with 302, 396  
1967 Camaro with closed positive vent  
1965-66 Full size with closed vent A.L.R. exc. FI and 6 cyl  
1967 Full size with closed positive vent  
1969 Full size with special HIPO 427  
1966-67 Chevelle with special HIPO 396  
1967-68 Chevelle with special HIPO 327  
1967 Chevelle with closed positive vent  
1970 Chevelle with special HIPO 396, 454  
1971 Chevelle with ducted hood air system 400, 454  
1966 Nova with 327  
1968 Nova with 327/325HP  
1969 Nova with 396  
1971 Monte Carlo with special HIPO 454  
1967 Corvette 327, 427 exc. tri-carbs

3849856 65-71 GM

# Chevrolet Air Cleaner Emblems

Die-cast air cleaner emblems, featuring correctly painted crossed flags and a superb chrome-plated finish. These unique custom emblems are designed with modern adhesive backing for simple application, offering an elegant custom touch to any engine bay containing a Chevrolet big block engine. Designed for use with OER® open element air cleaners only. May not fit other lids where curvatures are different.

**Note:** This emblem is not for use with 1965 Chevelle models with the Z16 option.



## Die-Cast Crossed Flags Air Cleaner Emblems



These quality die-cast air cleaner emblems are similar in shape and size to the crossed flag decals used on the air cleaners of various big block equipped vehicles of the era. Designed with modern adhesive backing for simple, secure application to our OER® 14" diameter open element air cleaner lid, part #6421832 or 6421833.

**Note:** This emblem is designed to fit OER® reproduction 1966-73 open element air cleaner for big block engines.

3874908	396
3874909	427
3874910	454
3874911	502

## Die-Cast Turbo-Jet Horsepower Emblems



These quality die-cast air cleaner emblems are similar in shape and size to the turbo-jet decals used on the air cleaners of various big block equipped vehicles of the era. Designed with modern adhesive backing for simple, secure application to our OER® 14" diameter open element air cleaner lid, part #6421832 or 6421833.

**Note:** This emblem is designed to fit OER® reproduction 1966-73 open element air cleaner for big block engines.

3874912	375 HP
3874913	400 HP
3874914	425 HP
3874915	450 HP

# Valve Covers




VC1220



VC1216



VC1210



VC1212

## 1965-81 Chevrolet 396-454 Valve Covers

**OER AUTHORIZED**

Reproduction valve covers feature original factory type oil drippers and correct spark plug stand mounting points. Versions for power or manual brakes are available in a bright chrome finish or unfinished steel which can be plated or painted to match an engine.

### Natural Finish


VC1220	without power brakes
VC1216	with power brakes

### Chrome Finish

VC1210	without power brakes
VC1212	with power brakes

**OER**

# Chevrolet/Pontiac Fan Shrouds



## OER® Premier Injection Molded Fan Shrouds

Ensure an authentic restoration by offering OER®'s Premier Line of fan shrouds. Manufactured from high-quality injection molded plastic, each shroud is firmer with cleaner edges than other fan shrouds on the market. Each shroud will fit and function as original with a factory correct cosmetic appearance. These shrouds are for the discerning restorer who demands the highest quality fan shroud on the market with a superb original appearance!

**Note:** \*For 1969 models with a 17" x 20-3/4" radiator core. If radiator core measures 17" x 23" purchase 3893814.



### Camaro Fan Shrouds

3893812	67-68	Camaro	small block without AC
3893814	67-68	Camaro	small block with AC
3938615	69	Camaro	small block
3947619	69	Camaro	big block
748623	70-81	Camaro	small block, with AC (2 piece)

### Chevy II/Nova Fan Shrouds

3947619	69-70	Nova	big block
3938613B	69-72	Nova	small block

### Firebird Fan Shrouds

9788883B	67-69	Firebird	all
10011265	70-81	Firebird	all

## Service Replacement Fan Shrouds

OER®'s line of service replacement style fan shrouds. Produced from molded plastic, each shroud will fit and function as original. These shrouds are an good value for custom cars, restomods, or street driven vehicles when complete originality or cosmetic appearance is not a factor.

**Note:** \*For 1969 models with a 17" x 20-3/4" radiator core. If radiator core measures 17" x 23" purchase 3893814.



### Camaro Fan Shrouds

3945789	67-68	Camaro	big block
R183	70-79	Camaro	small block w/o AC, upper/lower
3973920	70-72	Camaro	big block
14083793	82-85	Camaro	upper - 5.0L-H, S, 7
14019112	82-85	Camaro	lower - 5.0L-H, S, 7

### Chevy II/Nova Fan Shrouds

3878892	62-67	Nova	V8
3945789	68	Nova	big block

### Firebird Fan Shrouds

748694	82-85	Firebird	5.0L-H, S, 7
--------	-------	----------	--------------

# Fan Shroud Parts



## 1967-81 Camaro/Firebird Lower Fan Shroud Mounting Clips

OER® reproduction of the lower fan shroud mounting clip ensures correct mounting of OEM style fan shrouds. Fits 1967-81 Camaro, 1967-69 Firebird.

K10100 67-81 F-Body



## 1967-70 GM Lower Shroud Clip

Attaches to the lower RH side of the fan shroud and radiator. For use on 1967-69 Camaro and 1968-70 Chevy II/Nova models originally equipped with factory Harrison radiators.

3899881 67-70 RH



## 1968-72 Nova Big Block Fan Shroud Bracket

A correct reproduction of the original big block fan shroud bracket. This unique bracket was used exclusively with big block engines and factory installed radiators on 1968-72 models.

3947621 68-72 big block



## 1969 Camaro Big Block Fan Shroud Bracket

Reproduction of the original fan shroud bracket including 3 mounting nuts. This simple design is for use with 1969 Camaro big block models only. Packaged in OER® chipboard box.

3947622 69 big block



## 1967-69 Camaro/Firebird Fan Shroud Bracket

Includes mounting clip nuts. Packaged with OER® header card with GM Restoration Parts™ logo.

3938612 67-69 Camaro/Firebird



## 1968-81 GM Small Block Radiator Retainer Pad

Reproduction of the original radiator retainer pad for use on all applications listed below using a pad with 62mm cutout. Prepackaged in OER® chipboard box.

1968 Chevy II, Chevelle  
1970-75 Chevelle, full size, Camaro  
1971-79 Nova, Ventura, Omega  
1976 Chevelle, full size, Camaro  
1977 Chevelle, Camaro  
1978-81 Camaro  
1973-80 C/K Series trucks

371189 68-81 small block



## 1968-91 Chevrolet Big Block Radiator Retainer Pad

Authentic OER® reproduction of the rubber radiator retainer mount pad for the various Chevrolet models listed below. Includes 3.08" cutout.

1968-75 Chevelle with big block  
1970-71 Camaro with big block  
1973-76 Impala with big block  
1985-86 Impala with 4.3L-Z  
1973-86 C/K truck models  
1987-91 R/V truck models

6264100 68-91 big block



## 1982-92 Camaro Radiator Support Filler Panel

Reproduction radiator support filler panel for 1982-92 Camaro models. This panel fits above the radiator support and acts as a filler between the hood and radiator support assembly. Installation kit has all necessary hardware for mounting the radiator filler panel. Prepackaged in OER® box.

14019578 82-92 filler panel  
88292 82-92 installation kit

## 1969 Firebird Upper Baffles with AC

OER® correct steel reproduction upper baffles for 1969 Firebird models with 400 engines or models originally equipped with factory AC. The upper baffles are installed between the radiator support and hood lock catch plate. Includes LH and RH baffles. Prepackaged in OER® corrugated box.

748596 69 with AC



## J-Nut Assembly AUTHORIZED

Reproduction of the J-nut that was used for the installation of many products on the front end of various GM models from 1959-74. Nuts feature a black phosphate coating as original. Sold individually or in a money saving kit of 10.

3784845 5/16"-18 thread  
K1550 kit of 10



## 5/16"-18 Hex Head Bolt

AUTHORIZED

Reproduction of the hex washer head bolts that was used for the installation of many products on the front end of various GM models from 1959-74. Bolts feature a black phosphate coating as original. Sold individually or in a money saving kit of 10.

### Individual

10084 3/4" length  
10362 13/16" length  
K600750 1-1/4" length

### Kit of 10

K1551 3/4" length  
K1552 13/16" length  
K1553 1-1/4" length



# Chevrolet/Pontiac Body Mount Components



K3025



K3088

## 1967-81 Camaro Subframe Body Mount Bushing Kit

OER® has the finest quality subframe bushings the market has to offer and it's all included in one convenient kit! Replace original, worn out subframe body mounts with these OEM quality bushing sets. Each prepackaged kit contains all shouldered rubber bushings, including the radiator support bushings. Packaged in a OER® polybag with OER® logo.

K3025	67-68	12 piece
K3026	69	12 piece
K3028	70-72	12 piece
K3088	73-81	12 piece

## 1967-81 Firebird Subframe Body Mount Bushing Kit

OER® has the finest quality subframe bushings the market has to offer and it's all included in one convenient set! Replace original, worn out subframe body mounts with these OEM quality bushing kits. Each prepackaged kit contains all shouldered rubber bushings, including the radiator support bushings. Packaged in a OER® polybag with OER® logo.

K3025	67-68	12 piece
K3026	69	12 piece
K3028	70	12 piece
K3025	71-72	12 piece
K3088	73-75	12 piece
K3033	76	12 piece
K3088F	77-81	12 piece

## 1968-79 Nova Subframe Body Mount Bushing Kit

OER® has the finest quality subframe bushings the market has to offer and it's all included in one convenient kit! Replace original, worn out subframe body mounts with these OEM quality bushing kits. Each prepackaged kit contains: all shouldered rubber bushings, including the radiator support bushings. Packaged in a OER® polybag with OER® logo.

K3025	68-69	12 piece
K3026	70-72	12 piece
K3034	73-74	12 piece
R892	75-76	12 piece
R893	77-79	12 piece



GM Restoration Parts

## 1967-69 Camaro/Firebird Body Mount Hardware Kit

Each kit contains all correct bolts and washers used to mount the subframe body bushings. Replaces original rusted, bent, stripped or otherwise damaged originals. Excellent for use when replacing complete subframe cushions. Prepackaged on OER® shrink-wrap card with the GM Restoration Parts™ logo.

K3027 67-69 Camaro



GM Restoration Parts

## 1967-81 Radiator Support Bushing & Hardware Kit

This kit for 1967-81 GM F-Body and 1968-74 Nova includes all the correct bushings, bolts and washers to completely remount the radiator support. Packaged on OER® shrink-wrap card with GM Restoration Parts™ logo.

1967-81 Camaro/Firebird  
1968-74 Nova

K3029 67-81



GM Restoration Parts

## 1967-69 Camaro/Firebird Subframe Mounting Plates

A complete kit of subframe mounting plates will take care of the rotted out, crucial areas where subframe bushings mount. After years of abuse, the plates may become damaged beyond repair. These new plates will secure the subframe and aid in front end sheet metal alignment. Includes the rear subframe plates, middle frame plates and the core support plates. Packaged on OER® shrink-wrap card with GM Restoration Parts™ logo.

K998 67-69 Camaro/Firebird



GM Restoration Parts

## 1961-64 Impala Body Mount Hardware Set

A complete set of body mount bushing hardware for 1961-64 full size Chevrolet hardtop and sedan models that will replace the existing rusted or missing originals. Includes all necessary bolts, washers and nuts to mount the body to the frame. Packaged in bag with OER® header card and GM Restoration Parts logo.

R1034 61-64 Impala hardtop/sedan



# Chevrolet Body Mount Components

## 1965-70 Impala — Bel Air — Caprice — Biscayne Body Mount Bushings

OER® offers the Impala restorer the finest in pure restoration with these OE reproduction subframe bushing sets. Replacing the original bushings with rubber reproductions is a sure way of retaining originality and mounting the body exactly the way the factory intended. Each bushing is designed and manufactured to replicate the original in every detail. Each prepackaged set

contains all the necessary upper and lower rubber bushings required to mount the body. Each mount is produced using correct compression molded S.B.R. with steel sleeve inserts where required. Fits all 1965-70 Impala, Caprice, Bel Air and Biscayne 2 door and convertible models.



### 1965-66 Two Door Hardtop/Sedan Body Mount Bushing Set

Reproduction body mount bushing set designed to replace the body mounts on all 1965-66 Chevrolet full size passenger car models. Includes 24 pieces.

BM1003B 65-66 2 door hardtop/sedan



### 1967-68 Convertible Body Mount Bushing Set

Reproduction body mount bushing set designed to replace the body mounts on all 1967-68 Chevrolet full size passenger car models. Includes 22 pieces.

BM1006B 67-68 convertible



### 1965-66 Convertible Body Mount Bushing Set

Reproduction body mount bushing set designed to replace the body mounts on all 1965-66 Chevrolet full size passenger car models. Includes 28 pieces.

BM1004B 65-66 convertible



### 1969-70 Two Door Hardtop/Sedan Body Mount Bushing Set

Reproduction body mount bushing set designed to replace the body mounts on all 1969-70 Chevrolet full size passenger car models. Includes 22 pieces.

BM1007B 69-70 2 door hardtop/sedan



### 1967-68 2 Door Hardtop/Sedan Body Mount Bushing Set

Reproduction body mount bushing set designed to replace the body mounts on all 1967-68 Chevrolet full size passenger car models. Includes 18 pieces.

BM1005B 67-68 2 door hardtop/sedan



### 1969-70 Convertible Body Mount Bushing Set

Reproduction body mount bushing set designed to replace the body mounts on all 1969-70 Chevrolet full size passenger car models. Includes 22 pieces.

BM1008B 69-70 convertible

# Chevrolet/Pontiac Radiator Supports



152657

## 1967-89 F-Body Reproduction Radiator Support

Reproduction radiator support for 1967-69 Camaro and Firebird models. Stamped from brand-new tooling, each support features correct gauge sheet metal, OE style contours, and correctly located prepunched holes for the attachment of fan shrouds, wiring harnesses, and front end components. Each radiator support is configured for the specific model year as listed below. Prepackaged in OER™ corrugated box.

*Note: Shipped double oversize.*

152657	67-68	F-Body
152666	69	F-Body



525728



10010664

## 1970-81 Firebird Radiator Support

Reproduction radiator core support. Installs onto the front frame rails. Manufactured in stamped steel using an all-new tooling, these core supports replicate the original in every detail with correct mounting holes for the radiator, horn relays, horn, regulator and radiator overflow bottle. For all 1970-81 Firebird models, regardless of engine or option group. Prepackaged in an OER™ box.

*Note: Shipped double oversize.*

488282	70-72	Firebird
525728	73-76	Firebird
10010664	77-81	Firebird



## 1967-89 F-Body Replacement Style Radiator Support

Each support is ready to install and features pre-drilled holes for easy installation in any 6 or 8 cylinder F-Body model including big blocks. This radiator support is a universal fit replacement style support for all 1967-69 Camaro/Firebird models regardless of model or options. Prepackaged in OER™ box.

*Note: Shipped double oversize.*

CM2101	67-69	F-Body
--------	-------	--------



C2489



327515

**OER** AUTHORIZED

## 1962-74 Chevy II/Nova Radiator Supports

High-quality reproduction radiator support for all 1962-74 Chevy II/Nova models except 1974 with air conditioning or heavy-duty radiator. These stamped steel, EDP coated supports feature pre-drilled holes for easy installation and will replace damaged or rusted originals.

*Note: Shipped double oversize.*

C2488	62-64	Chevy II/Nova	all
C2489	65	Chevy II/Nova	all
C2482	66-67	Chevy II/Nova	all
C2463	68-74	Chevy II/Nova	6 cylinder
C2464	68-72	Chevy II/Nova	V8 big block
327515	68-74	Chevy II/Nova	V8 small block

## 1970-73 Camaro Radiator Support

This is the support unit located directly behind the grill area where the radiator mounts. We offer a high-quality reproduction support to replace damaged or rusted originals. Each support is ready to install and features pre-drilled holes for easy installation to 6 or 8 cylinder Camaro models. This support is for all 1970-73 Camaro models regardless of model or options.

*Note: Shipped double oversize.*

3967147	70-73	Camaro
---------	-------	--------

# Chevrolet/Pontiac Radiator Supports



B1756A



B1709

## 1962-64 Impala/Full Size

### Chevrolet Radiator Support OER AUTHORIZED

Reproduction radiator support for 1962-64 Impala/full size models. Manufactured in OE gauge steel featuring all original contours and details. EDP coated for rust prevention.

*Note: Shipped double oversize.*

B1756A	62	Impala/full size
B1757A	63	Impala/full size
B1709	64	Impala/full size



## 1965-68 Impala/Full Size

### Radiator Support Spacer Bracket OER AUTHORIZED

Reproduction radiator mount spacer bracket for 1965-68 full size Chevrolet models. This bracket mounts between the radiator and core support and is manufactured to original specifications. GM offered mounting brackets in 4 different thicknesses. Each bracket is 1-3/4" thick x 25-5/8" inside width and 27" mounting bolt centers.

B1718	65-68	Impala/full size
-------	-------	------------------



B1741



B1742B

OER AUTHORIZED

### 1963-64 Full Size Upper Radiator Support Brace

Reproduction radiator support brace for 1963-64 Impala/full size models. Manufactured in OE gauge steel as original. Also called the fender tie bar or grille bar; this component was installed on top of the radiator support. EDP coated for rust prevention.

B1741	63	full size
B1742B	64	full size



10182029



### 1982-92 F-Body Radiator Opening X-Braces

Reproduction radiator cross bar braces for all 1982-92 Camaro and Firebird models. These steel rods form an X and add stability to the radiator support. Sold as a pair, 1 pair required per vehicle. Made in the USA. Prepackaged in OER® poly tube.

10182032	82-92	Camaro
10182029	82-92	Firebird

### 1967-69 F-Body, 1968-74 X-Body Subframe Nut and Cage

OER® reproduction of the subframe cage nut used to fasten the body and subframe together. Repair often torn, rusted or damaged mounting points on GM vehicles. Manufactured in high strength stamped and machined steel. Each nut must be welded in place. Sold individually. Use as required. Prepackaged in OER® poly tube.



C122	67-69	F-Body
C122	68-74	X-Body

# Subframes



K44718

## 1967-69 Camaro/Firebird 1968-72 Chevy II/Nova Complete Subframe **OER** AUTHORIZED

Correct reproduction of the subframe for 1967-69 Camaro/Firebird and 1968-72 Chevy II/Nova models. These complete assemblies feature extra bracing to the lower crossmembers for added strength when jacking up the car. Designed for an authentic appearance with OEM welds and all the correct holes and brackets as original. Available without a transmission crossmember or with a TH400 transmission crossmember installed.

*Note: Shipped truck freight.*

### Subframe without Crossmember

K44716	67	Camaro/Firebird
K44717	68	Camaro/Firebird
K44717	68	Chevy II/Nova
K44718	69	Camaro/Firebird
K44718	69-72	Nova

### Subframe with TH400 Transmission Crossmember

K44725	67	Camaro/Firebird
K44726	68	Camaro/Firebird
K44726	68	Chevy II/Nova
K44727	69	Camaro/Firebird
K44727	69-72	Nova



## 1967-74 Camaro/Nova TH400 Crossmember

OER<sup>®</sup> manufactured crossmember for 1967-69 Camaro models and 1968-74 Chevy II/Nova models with big block engines and TH400 transmissions. This crossmember can be used to replace a damaged or missing original or to install a TH400 in an original Powerglide or TH350 equipped Camaro.

1967-69 Camaro      1968-74 Chevy II/Nova

3912573	67-74	Camaro/Nova	big block
---------	-------	-------------	-----------



**OER** AUTHORIZED

## 1970-74 F-Body TH400 Crossmember

Reproduction TH400 transmission crossmembers for early 2nd gen Camaro and Firebird models. The Turbo 400 crossmember is a must for 1970-74 models being converted from powerglide or TH350 to a TH400 transmission. Used on all vehicles with small block or big block engines. Available EDP coated for rust prevention or finished in a special Weld-Thru<sup>™</sup> primer that requires minimal preparation.

3964819	70-74	F-Body	EDP coated
3964819W	70-74	F-Body	Weld-Thru <sup>™</sup> coated



## 1947-59 GM Truck TH350/TH400 Transmission Crossmember **OER** AUTHORIZED

Reproduction transmission crossmember and mounts for installing a TH350 or TH400 automatic transmission in your early model pickup. This 3 piece heavy-duty construction adds the support you need when upgrading your drive train. Installs between the original frame rails.

CX1354	47-59	TH350/TH400
--------	-------	-------------



**OER** AUTHORIZED

## 1947-59 GM Truck V8 Engine Crossmember

When converting from a 6 cylinder engine to a V8, this crossmember is a must. This heavy-duty engine crossmember is designed to mount and support a V8 engine in a 1947-59 Chevrolet or GMC truck. This 3 piece set mounts between the frame rails.

475019	47-59	V8
--------	-------	----



## Polyurethane Transmission Mount **OER** AUTHORIZED

Reproduction transmission mount for most all GM transmissions. Manufactured from long lasting, durable polyurethane material. Will work with manual or automatic transmissions.

*Note: Not for use on 1990-92 3.1 V6 5-speed transmissions.*

311086	transmission mount
--------	--------------------

# Subframe Mounts



## 1969, 1972 302 and 350

### Frame Mounts **OER** AUTHORIZED

Every 1969 Camaro 228 302 or SS Camaro and Nova models equipped with a Hi-Performance 350 requires these specific engine frame brackets to position the engine correctly and allow for proper hood clearance. Also used on 1972 Nova 350.

E291 69-72

## 1967-72 Camaro/Nova Small Block Engine Frame Mounts

### **OER** AUTHORIZED

Correct replacement engine frame mount brackets for small block equipped Camaro 1967-68 302, 1967-69 327, 1967-68 350, and Nova models 1968-72 307, 1968 327 and 1970-71 350. Each engine mount is stamped with L or R depending on side.

3955183 67-72 LH  
3955184 67-72 RH



## 1967-68 Chevrolet Big Block Engine Frame Mounts

Correct replacement engine frame mount brackets for 1967-68 396 Camaro and 1968 396 Nova. These frame mount brackets are stamped in steel and are ready to install. Sold in pairs.

K702 67-68 LH and RH



## 1969-70 Chevrolet Big Block Engine Frame Mounts

Correct replacement engine frame mount brackets for 1969 396 big block equipped Camaro models. These frame mount brackets are stamped in steel and are ready to install. Sold in pairs. Prepackaged in OER® poly tube.

1969 Camaro 1969-70 Nova

K701 69-70 LH and RH



## 1967-69 Firebird Engine Frame Mounts

Correct reproduction engine frame mount brackets for 1967-69 Firebird models with V8 engines. These brackets are stamped in steel and ready-to-install. Sold in 4 piece set. Prepackaged in OER® poly tube.

K576 67-69 Firebird V8

## 1958-64 Full Size Chevrolet Engine Frame Mounts

### **OER** AUTHORIZED

Reproduction engine frame mount brackets designed for use on 1958-64 full size Chevrolet car models with a V8 and 1963-64 models with 6 cylinder engines. Includes both LH and RH frame brackets.

B1726 58-64 V8  
B1727 63-64 6 cylinder



## 1955-57 Motor Mounts 6 Cylinder/V8

This is a reproduction of the stock front motor mounts for all 1955-57 Chevrolet cars with either a 6 cylinder or V8 engine. The set includes the bushings, stud, washers and nuts. One set does one side. 2 sets required per car. Prepackaged in OER® poly tube.

T7700110 55-57 6 cylinder and V8



## 1964-70 Motor Mount Bolt

OER® reproduction motor mount to frame mount bolt. Each bolt installs directly in the center of the motor mount bracket and attaches to the frame mount. Bolt measures 7/16" - 14 x 4". Prepackaged in OER® poly tube.

1967-68 Camaro  
1969 Camaro, 1st design  
1964-70 Chevrolet  
1964-69 Chevy II/Nova, small block  
1965 Impala/ full size, 283, 327  
1968 Impala/ full size, 327  
1969 Impala/ full size, 350

T4343 64-70



## 1972-81 F-Body Engine Mount Bracket

Engine mount brackets for 1972-81 F-Body models with Chevrolet engines. Each bracket is correct in appearance and manufactured in OE thickness stamped steel material. Fits LH or RH, 2 required.

1980-81 Camaro 267 1972-81 Camaro 350  
1976-81 Camaro 305 1972 Camaro 402  
1972-73 Camaro 307 1981 Firebird 267

1978-81 Firebird 305  
1978-79 Firebird 350

332648 72-81 LH or RH (2 required)



## 1970-81 Steering Box/Motor Mount Bolt

OER® reproduction steering box to frame bolt and motor mount bolt. Used to mount the steering box to the frame. Installs directly in the center of the motor mount bracket and attaches to the frame mount. 2 required for motor mount applications. Use as required for steering box applications. Bolt measures 7/16" - 14 x 4". Prepackaged in OER® poly tube.

### Steering Box


**Buick**  
1978-81 Regal  
1976-81 Riviera  
1976-77 Electra  
1976-77 Lesabre  
1976-77 Estate wagon  
1975-80 Skyhawk  
1978-81 Century  
**Oldsmobile**  
1975-80 Omega  
1976-81 Century  
1979-81 Toronado  
**Pontiac**  
1970-81 Firebird  
1975-79 Ventura  
1978-80 Bonneville  
1978-80 Catalina  
1978-81 Grand Prix  
1978-81 Grand Am  
1978-81 Lemans

### Steering Box cont.

**Chevrolet**  
1970-81 Camaro  
1976-79 Impala/Caprice  
1976-81 Malibu  
1976-81 El Camino  
1979-79 Nova  
1976-81 Monte Carlo  
**Cadillac**  
1979-81 El Dorado  
1980-81 Seville  
**Motor Mount:**  
**Buick**  
1976 Regal  
1976 Riviera  
1976 Electra  
1976 Lesabre  
1976 Estate wagon  
1976 Skyhawk  
1976 Skyhawk  
1976 Century

14344 70-81 steering box  
14344 76 motor mount

# Camaro Replacement Hoods



## 1967-69 Camaro Standard Hood OER AUTHORIZED

This is a correct reproduction standard hood for 1967-69 Camaro models. Each hood is produced using high quality, EDP coated steel and made to original specifications. Features correct underhood bracing and is ready to prep, paint and install.

*Note: Shipped truck freight.*

3938617 67-69 Camaro



## 1967-69 Camaro Super Sport Hood OER AUTHORIZED

This is a correct reproduction of the Super Sport hood which was originally installed on all 1967-69 Camaro models equipped with high performance 350 or 396 engines. Each hood is produced using high-quality, EDP coated steel and made to original specifications, including correct area for hood louvers (*sold separately*). Use factory or reproduction hinges and latch. Features correct under hood bracing and is ready to prep, paint and install.

*Note: Shipped truck freight.*

1662483 67-69 Camaro



## 1967-69 Camaro 2" Cowl Induction Hood

This is a correct reproduction of the Cowl Induction hood which was originally installed on 1969 Camaro Z28 models. These hoods will accommodate factory or reproduction cowl induction system parts (*sold separately*) to make it functional and are produced using high-quality, EDP coated steel. Use factory or reproduction hinges and latch. Features correct underhood bracing and is ready to prep, paint and install. Originally installed on 1969 models, this hood can be installed on any 1967-69 Camaro models.

*Note: Shipped truck freight.*

3949708 67-69 cowl induction hood (reproduction)



OER AUTHORIZED

## 1967-69 Camaro 4" Cowl Induction Hood

Cowl induction style hood panel for 1967-69 Camaro models with additional clearance for high rise or tunnel ram intake manifolds. Reproduction hoods are produced using high-quality, EDP coated steel which is ready to prep and paint to your desired color. Each hood fits just like the originals, featuring correct under hood bracing.

*Note: Shipped truck freight.*

3957504 67-69 Camaro

## 1967 Camaro SYC 427 Yenko® Hood

YENKO LICENSED PRODUCT

Back in the midst of the factory muscle car era, there were several Chevrolet dealerships that decided to

"up the ante". Two of these dealerships were Baldwin Chevrolet and Yenko® Chevrolet which both created their own special Camaro. These super high-performance Camaro models featured special distinctive hoods. OER® is proud to offer a quality reproduction of this very hood which was originally found on 1967 Yenko® SYC 427 Camaro, 1968 Baldwin Motion Camaro and optional on 1969 Baldwin Motion Camaro models. This reproduction can be installed on any 1967-69 Camaro.

*Important: Not for use with original hood latch assembly, hood pins recommended. Hood pin mounting locations are scored on underside of hood for easy drilling.*

*Note: Shipped truck freight.*

K1967 67 Yenko® fiberglass hood

3965713 67 hood prop. 1 required

## 1968 Camaro SYC 427 Yenko® Hood

YENKO LICENSED PRODUCT

Once upon a time the only way to obtain this hood was

to buy the entire vehicle from a Yenko® dealer, OER® offers the chance to purchase the hood separately! This fiberglass reproduction is an exact duplicate of the original article. Installs on all 1968 Yenko® SYC 427 Camaro, but may also be installed on any 1967-69 Camaro for a retro performance or custom appearance. Recommended for use without hood springs. Use 3965713 hood prop.

*Important: Not for use with original hood latch assembly, hood pins recommended. Hood pin mounting locations are scored on underside of hood for easy drilling.*

*Note: Shipped truck freight.*

K966 68 Yenko® fiberglass hood

3965713 68 hood prop. 1 required

# Camaro/Firebird Replacement Hoods

## 1970-81 Standard Camaro Hood

Reproduction hood for all 1970-81 Camaro models. Each hood is produced

using high-quality, EDP coated steel and made to original specifications. Use factory or reproduction hinges and latch.

Features correct underhood bracing and is ready to prep, paint and install.

*Note: Shipped truck freight.*

14030758 70-81 Camaro



## 1967-69 Firebird 400 Hood

Steel reproduction of the original 1968-69 Firebird 400 hood. This hood is designed and

manufactured to original specifications for a perfect fit, offering a high-quality appearance for any serious restorer. Originally installed on 1968-69 Firebird models, this hood can be used on 1967 models as well. Each hood is shipped in a heavily packed OER® corrugated box ensuring a maximum amount of protection.

*Note: Shipped truck freight.*

9793430 67-69 Firebird



## 1970-81 Firebird/Trans Am Hood

Reproduction hood for 1970-81 Firebird and Trans Am models. These steel hoods are

manufactured to factory specifications using high grade steel as original. Each hood features the original shape, contours, and correct underhood bracing. All hoods are EDP coated for rust resistance and are ready to prep and paint to the desired color. Prepackaged in OER® Authorized box.

*Note: Shipped truck freight.*

15135	1970-76	Firebird/Trans Am	standard hood
15168	1977-81	Firebird/Trans Am	standard hood
15136	1970-76	Firebird/Trans Am	shaker hood
15169	1977-81	Firebird/Trans Am	shaker hood



## 1970-81 Camaro Cowl Induction Hood


**OER AUTHORIZED**

Reproduction cowl induction style hood for 1970-81 Camaro models with a 2" rise

for a custom, high-performance look. These hoods are produced using high-quality, EDP coated steel which is ready to prep and paint to your desired color. Use factory or reproduction hinges and latch. Each hood fits just like the original, featuring correct underhood bracing.

*Note: Shipped truck freight.*

1680403 70-81 Camaro




## 1982-84 Camaro Z28 Fiberglass Hood

Reproduction hood for 1982-84 Camaro Z28 models. This OE style Z28 hood is manufactured in fiberglass and features underside ribbing like the original design.

*Note: Shipped truck freight.*

14047994 82-84 Z28



## 1985-92 Camaro Z28 Hoods

Original style Z28 hoods for 1985-92 Camaro models. These hoods are produced using high-quality, EDP coated steel which is ready to prep and paint to your desired color. Use factory or reproduction hinges and latch. Each hood fits just like the original, featuring correct underhood bracing. Prepackaged in OER® Authorized box.

*Note: Shipped truck freight.*

1668008 85-92 Z28



## 1982-92 Camaro Cowl Induction Hoods

Aftermarket cowl induction style hoods for 1982-92 Camaro models with 2" or 4" rise for a custom, high-performance appearance. These hoods are produced using high-quality, EDP coated steel which is ready to prep and paint to your desired color. Use factory or reproduction hinges and latch. Each hood fits just like the originals, featuring correct underhood bracing. Prepackaged in OER® Authorized box.

*Note: Shipped truck freight.*

1668292	82-92	Camaro	2" cowl induction
1668294	82-92	Camaro	4" cowl induction


# Chevrolet/GMC Truck Hoods

## 1962-66 Chevrolet Pickup Hood Extension AUTHORIZED

Reproduction of the hood extension repair panel for all 1962-66 Chevrolet pickup models. Manufactured in stamped steel to factory specifications for proper fit and is EDP coated for rust prevention. Comes prepackaged in OER® box.

*Note: Shipped oversize.*

3786016 62-66 Chevrolet pickup



T70310

AUTHORIZED

## 1973-80 C/K Series Truck Cowl Induction Hoods

Cowl induction style steel hoods for 1973-80 Chevrolet/GMC C/K series pickup, Blazer/Jimmy and Suburban models. All hoods feature a 2" rise for a slick high-performance look.

*Note: Shipped truck freight.*


T70310	73-80	sunken spine style cowl
T70809	73-80	traditional cowl

## 1967-68 Chevrolet/GMC Hoods AUTHORIZED

Reproduction standard style hood for 1967-68 Chevrolet/GMC pickup and Suburban models. Manufactured using high-quality, EDP coated steel which is ready to prep and paint to the desired color. The use of factory or reproduction hinges and latches is required. Each hood fits just like the original, featuring correct underhood bracing.

*Note: Shipped truck freight.*

T70295 67-68 Chevrolet/GMC



T70810

AUTHORIZED

## 1981-91 C/K, R/V Truck Cowl Induction Hood

Cowl induction style steel hood for 1981-91 Chevrolet/GMC C/K, R/V pickup, Blazer/Jimmy and Suburban models. All hoods feature a 2" rise for a custom, high-performance look. Shipped in OER® box.

*Note: Shipped truck freight.*


T70311	81-86	C/K	sunken spine style cowl
T70810	81-86	C/K	traditional cowl
T70311	87-91	R/V	sunken spine style cowl
T70810	87-91	R/V	traditional cowl

## 1967-68 Cowl Induction Chevrolet/GMC Hood AUTHORIZED

Reproduction 2" cowl induction style hood for 1967-68 Chevrolet/GMC pickup and Suburban models. Manufactured using high-quality, EDP coated steel which is ready to prep and paint to the desired color. The use of factory or reproduction hinges and latches is required. Each hood fits just like the original, featuring correct under hood bracing.

*Note: Shipped truck freight.*

T70308 67-68 Chevrolet/GMC



AUTHORIZED

## 1969-72 Chevrolet/GMC Cowl Induction Hood AUTHORIZED

Reproduction cowl induction style hood for 1969-72 Chevrolet/GMC pickup, Blazer/Jimmy and Suburban SUVs, with a 2" rise for a custom, high-performance look. This hood is produced using high-quality, EDP coated steel which is ready to prep and paint to the desired color. Use factory or reproduction hinges and latch. Each hood fits just like the original, featuring correct underhood bracing.

*Note: Shipped truck freight.*

T70309 69-72



## 1982-94 S/T Series Truck Cowl Induction Hood


Reproduction cowl induction style hood for 1982-93 Chevrolet/GMC S/T series midsize pickup and 1983-94 S/T series midsize Blazer/Jimmy SUVs with a 2" rise for a custom, high-performance look. Shipped in OER® box.

*Note: Shipped truck freight.*

T70315	82-93	S/T pickup
T70315	83-94	S/T Blazer/Jimmy



# Chevrolet/GMC Truck Hoods



**OER AUTHORIZED**

## 1992-01 C/K Series SUV Cowl Induction Hood

Reproduction cowl induction style hood for 1992-01 Chevrolet/GMC C/K series Tahoe/Yukon and Suburban models with a 2" rise for a custom, high-performance look. Each hood fits just like the original, featuring correct under hood bracing. Shipped in OER® box.

*Note: Shipped truck freight.*

170312 92-01



**OER AUTHORIZED**

## 1999-05 Sierra Pickup Cowl Induction Hood

Reproduction cowl induction style hood for 1999-05 GMC Sierra pickup. Each hood fits just like the original, featuring correct underhood bracing. Shipped in OER® box.

*Note: Shipped truck freight.*

170314 99-05




**OER AUTHORIZED**

## 1988-02 C/K Series Truck Cowl Induction Hood

Reproduction cowl induction style hood for 1988-02 Chevrolet/GMC C/K series pickup models with a 2" rise for a custom, high-performance look. Each hood fits just like the original, featuring correct under hood bracing. Shipped in OER® box.

*Note: Shipped truck freight.*

170312 88-02



**OER AUTHORIZED**

## 1999-05 Chevrolet Silverado Cowl Induction Hood

Reproduction cowl induction style hood for 1999-05 Chevrolet Silverado pickup models with a 2" rise for a custom, high-performance look. Each hood fits just like the original, featuring correct underhood bracing. Shipped in OER® box.

*Note: \*EDP coated steel which is ready to prep and paint to your desired color.*

*Shipped truck freight.*

170313 99-02

170681\* 03-05



**OER AUTHORIZED**

## 1994-03 S/T Series Truck Cowl Induction Hood

Reproduction cowl induction style hood for 1994-03 Chevrolet/GMC S/T series midsize pickup and 1995-03 S/T series mid size Blazer/Jimmy SUVs with a 2" rise for a custom, high-performance look. Each hood fits just like the originals, featuring correct underhood bracing. Shipped in OER® box.

*Note: Shipped truck freight.*

170316 94-03 S/T pickup

170316 95-03 S/T Blazer/Jimmy



**OER AUTHORIZED**

## 2002-06 Tahoe/Suburban Cowl Induction Hood

Reproduction cowl induction style hood for 2002-06 Chevrolet Tahoe and Suburban SUV models with a 2" rise for a custom, high-performance look. These hoods are produced using high-quality, EDP coated steel which is ready to prep and paint to your desired color. Use factory hinges and latch. Each hood fits just like the original, featuring correct underhood bracing. Shipped in OER® box.

*Note: Shipped truck freight.*

170313 02-06

# Chevy II/Nova Hoods



## 1962-85 Chevy II/Nova Hood **OER** AUTHORIZED

Reproduction standard hood for 1962-65 Chevy II/Nova models. Each hood is produced using high-quality, EDP coated steel and made to original specifications. Use factory or reproduction hinges and latch. Features correct underhood bracing and is ready to prep, paint and install.

*Note: Shipped truck freight.*

3826866 62-65 Chevy II/Nova



**OER** AUTHORIZED

## 1962-85 Chevy II/Nova 2" Cowl Induction Hood

Reproduction cowl induction style hood for 1962-65 Chevy II/Nova models with a 2" rise for a custom, high-performance look. Each hood is produced using high-quality, EDP coated steel. Use factory or reproduction hinges and latch. Features correct underhood bracing and is ready to prep, paint and install.

*Note: Shipped truck freight.*

3826866C 62-65 Chevy II/Nova



## 1966-87 Chevy II/Nova Hood **OER** AUTHORIZED

All steel reproduction Chevy II/Nova hood. Each hood is manufactured to exact factory specifications for an authentic appearance and fit. Finished in a semi-flat black EDP coating to prevent rust and is ready to prep, prime and paint.

*Note: Shipped truck freight.*

3872998 66-67 Chevy II/Nova



**OER** AUTHORIZED

## 1966-87 Chevy II/Nova 2" Cowl Induction Hood

Reproduction cowl induction style hood for 1966-67 Chevy II/Nova models with a 2" rise for a custom, high-performance look. Each hood is produced using high-quality, EDP coated steel. Use factory or reproduction hinges and latch. Features correct underhood bracing and is ready to prep, paint and install.

*Note: Shipped truck freight.*

N6667 66-67 Chevy II/Nova



**OER** AUTHORIZED

## 1968-72 Chevy II/Nova Standard Hood

Reproduction standard hood for 1968-72 Chevy II/Nova models. Manufactured in stamped steel to factory specifications for an authentic fit and appearance and is EDP coated to prevent rust. Features correct underhood bracing and comes ready to prep, paint and install. Will install with factory or reproduction hinges and latch.

*Note: Shipped truck freight.*

3938623 68-72 Chevy II/Nova



341058C



3974589C

**OER** AUTHORIZED

## 1968-74 Chevy II/Nova Cowl Induction Hood

Reproduction cowl induction style hood for 1968-74 Chevy II/Nova models with a 2" or 4" rise for a custom, high-performance look. Each hood is produced using high-quality, EDP coated steel. Use factory or reproduction hinges and latch. Features correct underhood bracing and is ready to prep, paint and install. Prepackaged in OER® box.

*Note: Shipped truck freight.*

3974588C 68-72 Chevy II/Nova 2" rise

341058C 73-74 Chevy II/Nova 2" rise

3974589C 68-72 Chevy II/Nova 4" rise

# Chevrolet/Pontiac Hoods & Components



## 1963 Full Size Chevrolet Hood Restoration Parts

OER® manufactures this outstanding all steel reproduction of the 1963 full size Chevrolet hood. This hood is designed and manufactured to original specifications for a perfect fit, offering a high-quality appearance for any serious restorer, and will install on all Impala, Bel Air and Biscayne models. Each hood is shipped in a heavily packed OER® corrugated box ensuring a maximum amount of protection.

*Note: Shipped truck freight.*

3817605 63 full size Chevrolet



## 1964 Impala Hood Restoration Parts

OER® manufactures this outstanding all steel reproduction of the 1964 Impala hood. This hood is designed and manufactured to original specifications for a perfect fit, offering a high-quality appearance for any serious restorer. Featuring the proper mounting holes for the Impala chrome hood spear (sold separately), access is provided on the underside of the hood for trim attaching hardware.

Originally installed on 1964 Impala models, this hood can be used on Bel Air or Biscayne models by adding the Impala hood spear, or, filling the holes provided for the hood spear. Each hood is shipped in a heavily packed OER® corrugated box ensuring a maximum amount of protection.

*Note: Shipped truck freight.*

3855452 64 Impala



## 1965-66 Impala/Caprice Hood

Replacement hood with pre-drilled hood spear holes for 1965-66 Impala and Caprice models. Stamped from quality steel to factory specifications, this hood features correct underhood bracing for a proper fit. EDP coated for rust prevention.

*Note: Shipped truck freight.*

3852872A 65-66 Impala/Caprice



## 1965-69 Hood Insulation Fastener Set Restoration Parts

Excellent quality OER® reproduction of the original hood insulation fasteners for 1965-69 Impala/full size models and 1967-69 Camaro and Firebird models. Produced with original materials and cosmetically correct in every way! Complete set includes 20 fasteners. OE #3909199. Prepackaged with OER® header card.

K531 65-69 20 piece



## 1967-69 F-Body Hood Adjust Screw and Bumper Set

Correct bumper and screw assembly to adjust any 1967-69 Camaro/Firebird hood. Includes 2 bumpers and 2 screws. Prepackaged in OER® bag with header card.

K551 67-69 F-Body



## 1967-69 F-Body Adjustable Hood Stop Bolts

Original type bolts used with any 1967-69 Camaro/Firebird. Includes flange nuts. Rubber bumpers sold separately. Sold in pairs. Prepackaged in OER® bag with header card. OE #3839682.

K555 67-69 F-Body



## 1967-92 Hood Prop Rod for Fiberglass Hood

OER® reproduction prop rod designed for 1967-92 Camaro/Firebird models with a fiberglass hood.

3965713 67-92 F-Body

## GM Hood Hinges



3825827

3825828

AUTHORIZED

### 1963-65 Full Size and Chevy II/Nova Hood Hinge

Reproduction passenger model hood hinges designed to replace damaged originals. Quality reproduction for any 1963-64 Impala, Biscayne or Bel Air or 1963-65 Chevy II/Nova models. Individually prepackaged.

1963-65 Chevy II/Nova  
1963-64 Impala/full size Chevrolet

3825827	63-65	LH
3825828	63-65	RH



3926829


3926830

AUTHORIZED

### 1968-79 Full Size and Chevy II/Nova Hood Hinges

Reproduction hood hinges for 1968 full size and 1968-79 Chevy II/Nova models. These hinges are stamped correctly with all necessary holes pre-drilled for simple installation.

3926829	68-79	LH
3926830	68-79	RH



3910667

3910668

### 1965-69 GM Hood Hinges AUTHORIZED

Reproduction hood hinges for use with all 1967-69 Camaro/Firebird, 1966-67 Chevy II/Nova and 1965-67 full size models. Will fit standard, Super Sport or Cowl Induction hoods. Includes hinge only. Hood hinge springs sold separately.

1965-67 Impala/full size Chevrolet  
1966-67 Chevy II/Nova  
1967-69 Camaro/Firebird

3910667	65-69	LH
3910668	65-69	RH

### 1970-81 Camaro/Firebird Hood Hinge

Restoration Parts

Reproduction 1970-81 Camaro/Firebird hood hinges. Manufactured to the highest standards, each hood hinge will replace the original hinge offering years of safe and functional use. This OER® product is prepackaged in a corrugated OER® box. Features the GM Restoration Parts™ logo. Hood hinge springs sold separately.



14034130

14034129

14034129	70-81	LH
14034130	70-81	RH

### 1982-92 GM F-Body Hood Hinge

Reproduction hood hinges for all 1982-92 Camaro and Firebird models. Each hinge is manufactured to exacting specifications allowing a complete replacement with the exception of hood hinge springs (sold separately). Prepackaged in OER® box.



14064293

14064294

14064293	82-92	LH
14064294	82-92	RH



3838689

3838690

AUTHORIZED

### 1947-91 Chevy/GMC Truck Hood Hinge

Reproduction stamped steel hood hinges for 1947-91 truck models. Each hood hinge is correctly manufactured offering the highest quality available.

CK1456	47-55	LH	1st Series
CK1457	47-55	RH	1st Series
CK1831	55-57	LH	2nd Series
CK1832	55-57	RH	2nd Series
CK1833	58-59	LH	
CK1834	58-59	RH	
3838689	60-66	LH	
3838690	60-66	RH	
T70297	67-72	RH	
T70298	67-72	LH	
T70327	73-80	LH	
T70328	73-80	RH	
T70637	81-86	LH	C/K trucks
T70638	81-86	RH	C/K trucks
T70637	87-91	RH	R/V series trucks
T70638	87-91	RH	R/V series trucks
T70493	88-98	LH	C/K series trucks
T70494	88-98	RH	C/K series trucks
T70493	92-99	LH	Blazer/Jimmy/Tahoe/Yukon/Suburban
T70494	92-99	RH	Blazer/Jimmy/Tahoe/Yukon/Suburban

## GM Hood Hinge Parts

### 1955-57 Chevrolet Car Hood Spring



OER® reproduction hood hinge spring for all 1955 Chevrolet car models. Manufactured to factory specifications. Two required per vehicle. Sold individually. Prepackaged in OER® poly tube. Made in USA.

TF400297	55	Chevrolet
TF400298	56	Chevrolet
TF400299	57	Chevrolet

### 1963-72 HD Hood Hinge Spring



Reproduction of the heavy-duty style hood hinge springs for various applications throughout the Chevrolet line. This spring will fit the following applications. Sold individually, 2 required. Replaces OE #3848272.

- 1963-64 Chevy II/Nova
- 1963-65 Chevelle
- 1963-66 Chevrolet full size models
- 1966-67 Chevelle SS
- 1967-69 Camaro SS models (350, 396)
- 1967-68 Firebird all
- 1969 Firebird except 400 4 barrel
- 1970 Firebird all
- 1970 Chevrolet full size models
- 1971-72 Chevelle, Monte Carlo, El Camino (cutb SS)

3848272 63-72

### 1965-72 Hood Hinge Spring



Reproduction hood hinge spring for various GM models. Each spring is manufactured to original specifications. For standard hoods only. Sold individually, 2 required per vehicle.

- 1965 Chevy II/Nova full size
- 1966-67 Chevelle except Super Sport
- 1968 Chevelle 2nd design
- 1969-72 Chevelle except Super Sport
- 1970-72 Monte Carlo

3864680 65-72

### 1966-81 Std Hood Hinge Spring



Reproduction of the standard style hood hinge springs for various applications throughout the Chevrolet line. Springs will fit the following applications. Sold individually, 2 required.

- Replaces OE #409025
- 1966-67 Chevy II/Nova
- 1967-69 Camaro (exc. SS models)
- 1971-79 Nova
- 1973-76 passenger models
- 1976-77 Chevelle, Monte Carlo, El Camino.

- Replaces OE #3907626
- 1970-81 Camaro/Firebird hood hinge spring.

409025 66-79

3907626 70-81

### 1967-69 Camaro Cowl Hood Hinge Spring



OER® reproduction of the original 1969 Camaro cowl induction hood spring designed for use on Camaro models that include a cowl hood. Can also be used for 1967-68 Camaro models with cowl hoods. Manufactured to exact dimensions from premium grade spring steel with a black chromate finish for corrosion protection. Sold individually, 2 required per car. Prepackaged in OER® poly tube. Made in USA.

3907627 67-69 Camaro

### 1965-81 Hood Pop-Up Spring



Quality reproduction hood pop-up spring for 1967-81 Camaro models and 1965-79 Chevy II/Nova models. Available in black. Pre-packaged in OER® poly tube with GM Restoration Parts logo.

3857882 65-81

### 1970-81 Firebird Hood Pop-Up Spring



Reproduction of the hood spring for all 1970-81 Firebird models. Manufactured with correct contours, this spring will pop the hood up for access when the hood release is actuated. Comes prepackaged in OER® poly tube.

494409 70-81 Firebird

### 1967-69 Camaro Hood Lock Catch Support



The hood lock catch support is located between the grill and radiator support. This part will duplicate the original in appearance and function. It is produced in an original gauge metal and is finished in black.



3938693 3937531

3938693 67-68 Camaro

3937531 69 Camaro



33411

14006369

### 1974-81 Camaro Hood Lock Catch Support

Reproduction hood lock latch supports for 1974-81 Camaro models. Stamped steel components are manufactured to original specifications and EDP coated for corrosion resistance and includes threaded nut inserts. Prepackaged in OER® box.

14006369	78-81	LH
337477	74-81	RH



3891682



3891682C

### 1967-81 Preassembled Camaro Hood Safety Latch



Reproduction hood safety latch for 1967-81 Camaro models. Manufactured with all new tooling ensuring a quality component with a correct fit and appearance. Includes: the upper lock plate, pilot bolt, pop-up spring, and spring retainer. Each assembly is available in chrome or black. Prepackaged in OER® box. Officially Licensed by General Motors.

3891682 67-81 black

3891682C 67-81 chrome

# GM Hood Latch Release & Components

## 1965-81 Chevrolet Hood Latch Pilot Bolt

OER Restoration Parts

Quality reproduction of the hood latch pilot bolt for 1965-66 Impala/full size, 1968-70 Impala/full size, 1967-81 Camaro, and 1965-79 Nova models. Available in black only. Will replace the original pilot bolt as shown. Prepackaged in OER® poly tube with GM Restoration Parts logo.



3857883 65-81 Chevrolet

## 1967-68 Camaro RS Hood Release Assembly

OER AUTHORIZED

Reproduction hood release assembly for 1967-68 Rally Sport Camaro models. This release assembly is manufactured in steel and comes assembled and ready-to-install.



3921811 67-68 Camaro



3891606

3919087

## 1967-68 Camaro Standard Hood Release Assembly

Reproduction hood release assembly for 1967-68 Camaro except RS models. This release assembly is manufactured in steel and comes assembled and ready to install. Finest quality hood release latch on the market!

3891606 67 Camaro

3919087 68 Camaro

## 1969 Camaro Hood Release Assembly

OER AUTHORIZED

Reproduction hood release assembly for 1969 standard or Rally Sport Camaro models. This release assembly is manufactured in steel and comes assembled and ready-to-install.



3947609 69 Camaro

## 1968-72 Nova Hood Latch

High-quality reproduction hood latch assembly for 1968-72 Chevy II/Nova models. Each complete assembly is reproduced to factory specifications as original. EDP coated for corrosion resistance. Prepackaged in OER® box.



15113 68-72 Nova

## 1977-91 Chevrolet/GMC Truck Hood Release Cable

OER AUTHORIZED

Reproduction hood release cable for 1977-86 Chevrolet/GMC C/K truck models and 1987-91 R/V models with the inside release option. Prepackaged in OER® poly tube.



458065 77-80 all

14039963 81-86 C/K

14039963 87-91 R/V

## 1982-05 GM Hood Latch

OER AUTHORIZED

Reproduction of the hood latch for various GM models. Manufactured as original for a perfect fit and function.



### Chevrolet

Camaro 1982-92  
Impala 1982-96  
Caprice 1982-96  
Malibu 1982-88  
El Camino 1982-88  
Monte Carlo 1982-88  
Truck 1985-86 C/K, 1987-91 R/V  
Truck 1988-91 C/K, 1992-00 C/K  
Truck 2001-02 One Ton  
Blazer/Jimmy 1985-05  
Suburban 1985-00  
Truck 1992-96  
Truck/Van 1997-00  
Astro/Safari Van 1985-05  
Commercial Van 1985-96

### Buick

Electra 1982-84  
Skylark 1982-85  
Regal 1982-87  
LeSabre 1982-90  
Riviera 1982-93  
Roadmaster 1982-96  
Roadmaster 1991-96

170495 82-05 GM

### Cadillac

Fleetwood 1982-96  
Deville 1982-97  
Seville 1982-99  
Brougham 1984-92  
Allante 1987-93  
El Dorado 1992-02  
Escalade 1997-00

### Oldsmobile

Omega 1982-84  
Regency 1982-84  
Cutlass 1982-86  
Delta 88 1982-90  
Custom Cruiser 1982-92  
Toronado 1982-92

### Pontiac

Phoenix 1982-84  
Bonneville 1982-87  
Grand Prix 1982-87  
Firebird 1982-92  
Safari 1983-89  
Parisienne 1983-89



## 1973-80 GM Hood Latch with Inside Release

OER AUTHORIZED

Reproduction hood latch for various GM models equipped with the release mechanism located inside the passenger compartment of the vehicle.

1973-75 Chevelle 1976-77 El Camino  
1976 Impala/full size 1976-77 Monte Carlo  
1976-77 Malibu 1977-80 C/K truck

325300 73-80 w/inside release

## 1963 Impala/Full Size Hood Latch

OER AUTHORIZED

Reproduction of the hood latch for all 1963 full size Chevrolet car models. Manufactured as original for a perfect fit and function.



3819819 63 Impala/full size

## 1967-69 Chevrolet Hood Louver Drain Tubes



Reproduction Super Sport hood louver drain tubes for 1968-69 Camaro and 1967 Impala Super Sport models. These drain tubes install under the hood substructure and are designed to direct water from the hood louver through the hood. Each drain tube is manufactured out of molded rubber as original. Prepackaged in OER® poly tube.

Note: Some hoods may need to be drilled for installation.  
1968-69 Camaro Super Sport with 350/396  
1967 Impala Super Sport with 427

3903974 67-69 drain tubes

## 1968-72 Chevy II/Nova SS Hood Louver Brackets

Reproduction hood louver brackets for 1968-72 Chevy II/Nova Super Sport models. Attaches the SS hood louvers to the underside of the hood. Sold in pairs.



14331 68-72 Chevy II/Nova

# GM Hood Parts

## 1967-72 Camaro/Nova SS Hood

### Louvers

Reproduction of the "finned" style 1967 Camaro, 1968-72 Nova "SS" hood



louvers. These hood louvers are a perfect reproduction of the original article! Manufactured to exact specifications offering the highest quality anywhere! Sold in pairs only. Prepackaged in OER® corrugated box.

*Note: Installation hardware and seals are included.*

3918764	67	Camaro
3918764	68-72	Nova

## 1968-72 Nova SS Hood Louver Bezel

Reproduction hood louver bezel for 1968-72 SS Nova models.



The bezel can be used for either LH or RH louver on the hood. Prepackaged in OER® corrugated box.

3927442	68-72	LH or RH
---------	-------	----------

## 1967-72 Camaro/Nova SS Hood Louver Gasket

Reproduction Camaro/Nova hood louver



gasket designed to prevent moisture from being trapped under the hood louver. 2 required.


*Note: Gasket comes in roll form and is not preformed.*

1967-69	Camaro
1968-72	Nova

3949698	67-72	LH or RH
---------	-------	----------

## 1968-69 Camaro SS Hood Louvers

Each hood louver includes the correct satin black backing plate, original mesh



screen insert and a highly polished chrome plated main hood louver. These louvers are designed for a LH and a RH side due to the drain holes which are pre-punched allowing the water to run off either side of the hood. Includes hardware and seals.

1662007	68-69	Camaro
---------	-------	--------

## 1985-90 Z28 Hood Ornaments

OER® reproduction of the hood ornaments/louvers for 1985-90 Camaro Z28 and 1987 IROC models. Injection molded using highest quality polymer materials for an original appearance and fit. These special style louvers fit into the recessed areas of the optional Z28 hood. Includes correct satin black finish, black foam rubber insulating seals and mounting hardware. Sold in pairs. One pair required per car. Carefully prepackaged in OER® corrugated box.



748557	85-90	Z28
748557	87	IROC

## 1969 Trans Am Hood Scoops

**OER AUTHORIZED**

OER® reproduction of the hood scoop inserts for all 1969 Pontiac Firebird Trans Am model hoods.



Manufactured from urethane with correct mounting studs as original, these fit into the two slots at the front of the Trans Am hood. These have been retooled and manufactured from urethane and feature a much more authentic look and better fit than the fiberglass hood scoop inserts on the market. Hardware is included.

F15258	69	Trans Am
--------	----	----------



## 1977-81 Trans Am Shaker Hood Scoop and Base Set **OER AUTHORIZED**

Reproduction hood scoops and bases for 1977-81 Pontiac Trans Am models with the optional Shaker intake. Available for 301, 400 and 403 engines. Scoop is manufactured from fiberglass as original. Steel base includes attaching ring. Includes drain plug.

### Base and Scoop Sets

F10195	77-81	301
F10196	77-81	400
F10197	77-81	403



## 1977-81 Trans Am Shaker Hood Scoop **OER AUTHORIZED**

Reproduction hood scoops for 1977-81 Pontiac Trans Am models with the optional Shaker intake. Available for 301, 400 and 403 engines. The scoop is manufactured from fiberglass as original. Steel base includes attaching ring.

F10191	77-81	Trans Am
--------	-------	----------

## 1977-81 Trans Am Shaker Hood Scoop Base **OER AUTHORIZED**

Reproduction hood scoop bases for 1977-81 Pontiac Trans Am models with the optional Shaker intake. Available for 301, 400 and 403 engines. Steel base includes attaching ring.



F10194

F10192	77-81	301
F10193	77-81	400
F10194	77-81	403

## 1977-81 Trans Am Shaker Scoop to Hood Seal **GM Restoration Parts**

OER® reproduction shaker scoop to hood seal for 1977-81 Trans Am models.

This reproduction is manufactured to exact specifications offering your customer an authentic replacement including correct molded-in clips. Prepackaged in OER® bag with GM Restoration Parts™ logo.



10012875	77-81	Trans Am
----------	-------	----------

## 1976-79 Trans Am Shaker Scoop Retainer Ring

Ring that secures the shaker scoop to the air cleaner assembly. This reproduction ring will replace the original exactly. For all 1976-79 models with shaker hoods.



10004184	76-79	Trans Am
----------	-------	----------

# Camaro Front Fenders



1662751

## 1967 Camaro Standard Fenders OER AUTHORIZED

Each 1967 Camaro standard (except Rally Sport) front fender is manufactured with high grade, factory gauge steel finished in a matte black EDP coating. With fender extension.

*Note: Shipped truck freight.*

1662751	67	LH	imported
1662750	67	RH	imported

**Original GM Tooling!**



3904685

## 1967 Camaro Standard Fenders

Manufactured from original GM tooling! Each front fender is produced with high grade, factory gauge steel finished in a black EDP coating. Fender extensions sold separately. Comes prepackaged in OER® box.

*Note: Shipped truck freight.*

3904685	67	LH	U.S. made with GM tooling
3904686	67	RH	U.S. made with GM tooling



1662683

## 1967 Camaro Rally Sport Fenders OER AUTHORIZED

Each 1967 Camaro Rally Sport front fender is manufactured with high grade, factory gauge steel finished in a black EDP coating. Includes the fender extension.

*Note: Shipped truck freight.*

1662683	67	LH	imported
1662682	67	RH	imported



1662753

## 1968 Camaro Standard Fenders OER AUTHORIZED

Each 1968 Camaro standard (except Rally Sport) front fender is manufactured with high grade, factory gauge steel finished in a black EDP coating. With fender extension.

*Note: Shipped truck freight.*

1662753	68	LH	imported
1662752	68	RH	imported

**Original GM Tooling!**



3941965

## 1968 Camaro Standard Fenders GM Restoration Parts

Manufactured from original GM tooling! Each front fender is produced with high grade, factory gauge steel finished in a black EDP coating. Fender extensions sold separately. Comes prepackaged in OER® box.

*Note: Shipped truck freight.*

3941965	68	LH	U.S. made with GM tooling
3941966	68	RH	U.S. made with GM tooling



R12067

## 1967-69 F-Body Fender to Radiator Reinforcement Bars

These highly polished chrome or original style black fender to radiator support bars install from the fenders to the radiator support on each side under the hood. These bars when installed, will help to keep the front sheet metal from flexing during driving conditions. Fits 1967-69 Camaro/Firebird.

R12067	67-69	F-Body	black
T9175	67-69	F-Body	chrome





1662685

## 1968 Camaro Rally Sport Fenders OER AUTHORIZED

Each 1968 Camaro Rally Sport front fender is manufactured with high grade, factory gauge steel finished in a black EDP coating. Includes the fender extension.

*Note: Shipped truck freight.*

1662685	68	LH	imported
1662684	68	RH	imported

**Original GM Tooling!**



3941967

## 1968 Camaro Rally Sport Fenders

Manufactured from original GM tooling! Each front fender is produced with high grade, factory gauge steel finished in a black EDP coating. Comes prepackaged in OER® box. Fender extensions sold separately.

*Note: Shipped truck freight.*

3941967	68	LH	U.S. made with GM tooling
3941968	68	RH	U.S. made with GM tooling

**Original GM Tooling!**



3891627

3891628

## 1967-69 F-Body Front Fender Extension

Fender extensions for 1967-68 Camaro and 1967 Firebird models. Attaches to the lower front section of fender and fills area between lower valance panel and fender. Each extension is EDP coated.

### Camaro

FE67L	67-68	LH	reproduction
3891627	67-68	LH	U.S. made with GM tooling
FE67R	67-68	RH	reproduction
3891628	67-68	RH	U.S. made with GM tooling
FE69L	69	LH	reproduction
FE69R	69	RH	reproduction

### Firebird

FE67L	67	LH	reproduction
FE67R	67	RH	reproduction



1662687

## 1969 Camaro Standard Fenders OER AUTHORIZED

Each 1969 Camaro standard (except Rally Sport) front fender is manufactured with high grade, factory gauge steel finished in a black EDP coating and includes the fender extension. The fenders with the apron include the inner fender or apron, headlamp mounting panel and bucket and the fender extension.

*Note: Shipped truck freight.*

1662687	69	LH	
1662686	69	RH	
14965	69	LH	with inner apron
14966	69	RH	with inner apron



1662689

## 1969 Camaro Rally Sport Fender OER AUTHORIZED

Each 1969 Camaro Rally Sport front fender is manufactured with high grade, factory gauge steel finished in a black EDP coating. With fender extension.

*Note: Shipped truck freight.*

1662689	69	LH	imported
1662688	69	RH	imported



C359969

## 1970-77 Camaro Fender OER AUTHORIZED

Each 1970-77 Camaro front fender is produced with high grade, factory gauge steel finished in a black EDP coating. These fenders also feature the correct cut-out area for the side marker lamp assembly. Prepackaged in OER® box.

*Note: Shipped truck freight.*

C3981841	70-77	LH	
C359969	70-77	RH	

# Camaro/Firebird Front Fenders



C14034926

## 1978-81 Camaro Standard Fender AUTHORIZED

Finished in black EDP coating. These fenders do not include the front lower extension. Prepackaged in OER® box.

*Note: Shipped truck freight.*

C14008973	78-81	LH
C14034926	78-81	RH



C14034928

## 1978-81 Camaro Z28 Fender AUTHORIZED

Each 1978-81 Camaro Z28 front fender is produced with high grade, factory gauge steel finished in a black EDP coating. Prepackaged in OER® box.

*Note: Shipped truck freight.*

C14016429	78-81	LH
C14034928	78-81	RH



9793817

**Original GM Tooling!**

## 1967-68 Firebird Fender

Each 1967-68 Firebird front fender is produced with high grade, factory gauge steel finished in a black EDP coating. Fender extension sold separately. Prepackaged in OER® box.

*Note: Shipped truck freight.*

**Imported**

F658	67-68	LH
F659	67-68	RH

**U.S. Made with GM Tooling**

9793817	67-68	LH
---------	-------	----



F004690

AUTHORIZED

## 1970-81 Firebird/Trans Am Front Fender

Reproduction of the front fenders for 1970-81 Pontiac Firebird models.

Manufactured with factory gauge steel as original and are EDP coated.

*Important: These fenders are a direct fit for 1977-81 models. Will fit 1974-76 models with some modification, although not cosmetically correct. \*Will fit 1970-73 models if the original front mounting brackets are retained and reused, but not cosmetically correct.*

*Note: Shipped truck freight.*

**Firebird Fenders**

F005772	70-81	LH
F526147	70-81	RH

**Trans Am Fenders**

F004691	74-81	LH
F004690	74-81	RH



## 1970-81 Trans Am Fender Louvers AUTHORIZED

Reproduction front fender louvers for 1970-81 Pontiac Trans Am models.

Manufactured from fiberglass with the mesh screen as original.

F12326	70-81
--------	-------



K7879

K8081

AUTHORIZED

## 1978-81 Z28 Fender Air Vent Extractors

Reproduction fender air vent extractors (louvers) for 1978-81 Camaro Z28 models. These attach at the top rear portion of the front fenders. Manufactured from die-cast zinc as original. Sold as a pair. Mounting brackets, gasket and hardware is not included with the louvers, but is available separately.

K7879	78-79	Z28
K8081	80-81	Z28

K7878	78-79	Z28
K8080	80-81	Z28

**Mounting Brackets, Gasket and Hardware**

K7878	78-79	Z28
K8080	80-81	Z28

# Chevrolet/GMC Truck Front Fenders



T70290



T70289

**OER** AUTHORIZED

## 1960-66 Chevrolet/GMC Truck Front Fender

Reproduction Chevrolet/GMC truck fenders for 1960-66 models. Finished in black EDP coating.

*Note:* Shipped truck freight.

T70290	60-66	LH
T70289	60-66	RH



T70113

**OER** AUTHORIZED

## 1968-72 Chevrolet/GMC Truck Front Fender

Reproduction Chevrolet/GMC truck fenders for 1968-72 models. Finished in black EDP coating.

*Note:* Shipped truck freight.

T70113	68	LH	Chevrolet
T70114	68	RH	Chevrolet
T70116	69-72	LH	Chevrolet
T70115	69-72	RH	Chevrolet
T70113	68-72	LH	GMC
T70114	68-72	RH	GMC



T70120

**OER** AUTHORIZED

## 1973-91 Chevrolet/GMC Truck Front Fender

Reproduction of the original Chevrolet/GMC C/K and R/V truck fenders for use with 1973-91 models. Matte black EDP coating ready to prep and paint.

*Note:* Shipped truck freight.

T70118	73-80	LH	
T70117	73-80	RH	
T70120	81-86	LH	C/K models
T70119	81-86	RH	C/K models
T70120	87-91	LH	R/V models
T70119	87-91	RH	R/V models



CX1641

## 1968-72 Chevrolet/GMC Truck Stepside Rear Fender

**OER** AUTHORIZED

Reproduction stepside rear truck fender for 1968-72 Chevrolet/GMC models. Finished in black EDP coating.

*Note:* Shipped truck freight.

CX1641	68-72	LH
CX1642	68-72	RH

# Nova/Impala Front Fenders



3859177

## 1962-85 Chevy II/Nova Fender **OER AUTHORIZED**

Each 1962-65 Chevy II/Nova front fender is produced with high grade, factory gauge steel finished in a black EDP coating.

*Note: Shipped truck freight.*

3859177	62-65	Chevy II/Nova	LH
3859178	62-65	Chevy II/Nova	RH



3892221

## 1967 Chevy II/Nova Fender **OER AUTHORIZED**

Stamped steel reproduction front fenders for 1967 Chevy II/Nova models. Manufactured from factory grade steel and EDP coated for rust prevention.

*Note: Shipped truck freight.*

3892221	67	Chevy II/Nova	LH
3892222	67	Chevy II/Nova	RH



6258337

## 1970-74 Nova Fender

Restorer's Choice™ factory style reproduction front fender for 1970-74 Nova models. Manufactured in high grade OE gauge stamped steel to factory specifications and will install, function, and appear as original. Features an EDP coating for superior long-term corrosion protection and is ready to be prepped, primed, and painted without stripping.

*Note: Shipped truck freight.*

6258337B	70-74	Nova	LH
6258338B	70-74	Nova	RH



1662678

1662679

**OER AUTHORIZED**

## 1962-72 Chevy II/Nova Fender Extension Braces

Reproduction of the fender extension braces for 1962-72 Chevy II/Nova models. Manufactured from steel as original for a perfect fit and function. Sold in pairs. Hardware not included. Bolts are included for the threaded side of the brace where applicable.

1662696	62-65	Chevy II/Nova
1662678	66-67	Chevy II/Nova
1662679	68-72	Chevy II/Nova



B1395A

**OER AUTHORIZED**

## 1963 Impala Full Size Chevrolet Fender

Stamped steel reproduction front fenders for 1963 full size Chevrolet Cars including Impala, Bel Air and Biscayne models. Manufactured from factory grade steel and EDP coated for rust prevention.

*Note: Shipped truck freight.*

B1394A	63	Impala full size	LH
B1395A	63	Impala full size	RH



## 1963-64 Full Size Fender to Valance Bracket

Reproduction front fender to valance bracket for 1963-64 full size Chevrolet models including Impala and Bel Air. This support bracket is designed to secure the fender to the valance. Each bracket is manufactured to factory specifications and features a black finish, as original. Fits LH or RH sides. 2 required per vehicle. Prepackaged in OER® poly tube.

3841760	63-64	full size
---------	-------	-----------

# GM Inner Fenders



3927425R

## 1967-69 Camaro Inner Fender Skirt **OER** AUTHORIZED

OER™ reproduction front fender skirts for 1967-69 Camaro standard models are manufactured in OE gauge steel. These panels feature an EDP coating to help prevent rust.

*Note: Shipped double oversize.*

3927425R	67-68	Camaro	LH	standard
3927426R	67-68	Camaro	RH	standard
1662181	69	Camaro	LH	standard
1662180	69	Camaro	RH	standard



1662186

**OER** AUTHORIZED

## 1968-69 Camaro Rally Sport Fender Skirt

Reproduction Rally Sport fender skirt designed to replace the rusted or damaged original. Different than the standard fender skirt, this reproduction features the correct RS configuration and is pre-drilled for all components associated with the Rally Sport models. EDP coated for rust prevention.

*Note: Shipped double oversize.*

1662186	68	Camaro	LH
1662185	68	Camaro	RH
1662184	69	Camaro	LH
1662183	69	Camaro	RH



1400592

## 1970-81 Camaro Inner Fender Skirt **OER** AUTHORIZED

OER™ reproduction front fender skirt for 1970-81 Camaro models are manufactured in OE gauge steel. Each panel features an EDP coating that helps prevent rust.

*Note: Shipped double oversize.*

14005961	70-81	Camaro	LH
14005962	70-81	Camaro	RH



N126

## 1968-74 GM X-Body Inner Fender Skirt **OER** AUTHORIZED

OER™ reproduction front fender skirts for 1968-74 GM X-Body models are manufactured in OE gauge steel. Each panel features an EDP coating that helps prevent rust.

*Note: Shipped double oversize.*

1973-74 Buick Apollo  
1973-74 Oldsmobile Omega  
1968-74 Chevrolet Nova  
1971-74 Pontiac Ventura

N127	68-74	GM X-Body	LH
N126	68-74	GM X-Body	RH



B1708



B1707

**OER** AUTHORIZED

## 1964 Impala/Full Size Inner Fender Skirt

Reproduction of the inner fender skirts for 1964 full size Chevrolet cars including Impala, Bel Air and Biscayne models.

*Note: Shipped double oversize.*

B1708	64	Impala/Full Size	LH
B1707	64	Impala/Full Size	RH

# Sheet Metal



7585083

## 1967-81 Camaro/Firebird Roof Panel

Reproduction roof panel skin for 1967-81 Camaro and Firebird models. Each die-stamped panel is manufactured to exact specifications allowing the roof panel portion to be completely replaced. Welding is required. Professional installation is recommended.

**Important:** \*Does not include roof drip edges.

**Note:** Shipped truck freight.

7585083	67-69
E384	70-74
152911	75-81



## 1967-69 Camaro/Firebird Coupe Pillar Drip Rail Support

Reproduction pillar drip rail support that installs on the front pillar section of the roof panel and extends downward vertically between the roof panel and fender. This reproduction is essential when installing a roof panel because it adds support to the front pillar section of the roof panel. Fits 1967-69 Camaro and Firebird models.

E357	67-69	F-Body	LH
E356	67-69	F-Body	RH

## 1967-69 Camaro/Firebird Coupe Rear Pillar Drip Rail Support

This exact reproduction of the original pillar drip rail support installs on the roof panel's rear pillar section, and extends down vertically between the roof panel and trunk. This reproduction is essential when installing a roof panel because it adds critical support to the rear pillar section. Fits 1967-69 Camaro/Firebird models.

E380	67-69	F-Body	LH
E381	67-69	F-Body	RH



## 1966-67 Chevy II/Nova Roof Panel

Reproduction roof panel skin for 1966-67 Chevy II/Nova models. Each die-stamped panel is manufactured to exact specifications allowing the roof panel portion to be completely replaced. Welding is required. Professional installation is recommended.

**Important:** Does not include roof drip rails and window molding channels.

**Note:** Shipped truck freight.

16103	66-67	Chevy II/Nova
-------	-------	---------------



## 1967-69 F-Body Roof Panel Braces

Reproduction inner roof panel braces for 1967-69 coupe models. If replacing the entire roof, this reinforcement set is recommended to correctly complete the job. These braces are constructed from original gauge steel, stamped to fit as original and are available in EDP coated or in Weld-Thru™ for superior corrosion resistance. Sets also includes headliner bows.

**Note:** Shipped double oversize.

C2060	67-68	13 piece	EDP coated
C2060W	67-68	13 piece	Weld-Thru™
C2066	69	14 piece	EDP coated
C2066W	69	14 piece	Weld-Thru™



**OER AUTHORIZED**

### 1967-69 F-Body Convertible B-Pillar Support Braces

Reproduction of the convertible pillar support brackets for 1967-69 convertible models. These steel brackets mount between the lock pillar brace and convertible top mounting support panel.

B1705 67-69 F-Body



C6840

**OER AUTHORIZED**

### 1967-69 Camaro/Firebird Upper Dash Instrument Panel

Reproduction inner metal dash panel assembly. The panel also features the speaker hole cutout area. Extends from the inner windshield area to the instrument panel assembly where the dash pad mounts. Welding is required.

*Note: Shipped double oversize.*

1667111	67	Camaro/Firebird
1667112	68	Camaro/Firebird
C6840	69	Camaro/Firebird



1680401

**OER AUTHORIZED**

### 1967-81 F-Body Coupe Outer Rocker Panel

1967-81 Camaro/Firebird coupe outer rocker panels install directly below the door between the front and rear wheel well openings. These full outer rocker panels include the area under the sill plate for a complete replacement. Inner rocker panel is not included. For use on coupe models only. Replaces OE #7741311 LH, 7741310 RH for 1967-69 models. *Note: Shipped double oversize.*

C6362	67-69	coupe, LH
C6363	67-69	coupe, RH
R6364	67-69	coupe, LH and RH
1680402	70-81	LH
1680401	70-81	RH



4845357



4845356

**OER AUTHORIZED**

### 1962-67 Chevy II/Nova Outer Rocker Panel

1962-67 Chevy II/Nova 2 door model (exc. convertible) outer rocker panels install directly below the door between the front and rear wheel well openings. These full outer rocker panels features the area under the sill plate for a complete replacement. Inner rocker panel is not included. OE #4845357 LH, 4845356 RH.

*Note: Shipped double oversize.*

4845357	62-67	LH
4845356	62-67	RH



**OER AUTHORIZED**

### 1960-72 Chevrolet/GMC Pickup Inner Rocker Panel

Reproduction of the inner rocker panel (backing plate) for 1960-72 Chevrolet and GMC pickup models. This panel is manufactured in stamped steel to factory specifications and is EDP coated for rust prevention.

892151 60-72 LH and RH



C1067L



C1067R



C1067LW



C1067RW



**OER AUTHORIZED**

### 1967-69 F-Body Complete Rocker Panels-Convertible

Reproduction complete rocker panels for 1967-69 convertible models. These panels are constructed from original gauge steel, stamped to fit as original and are available in EDP coated or in Weld-Thru™ for superior corrosion resistance.

*Note: Shipped double oversize.*

C1067L	67-69	LH	EDP coated
C1067R	67-69	RH	EDP coated
C1067LW	67-69	LH	Weld-Thru™
C1067RW	67-69	RH	Weld-Thru™



B1789L



B1789R

### 1961-64 Impala/Full Size Rocker Panel **OER AUTHORIZED**

OER® Authorized reproduction complete rocker panel assemblies with inner and outer panel for 1961-64 two door models. Each rocker panel assembly will replace the original panel exactly, and comes manufactured in stamped steel construction with protective EDP coating.

*Note: Shipped double oversize.*

B1789L	61-64	LH
B1789R	61-64	RH

# Camaro/Firebird Complete Door Shells


A restorers dream come true, brand new complete door assemblies from OER®. These reproductions include the outer door shell, and the inner structure complete ready to install. Simply remove the original components from the existing door and install them on the new door. Complete OEM style doors are just what you need when replacing the outer sheet metal panel is simply not enough. The 1967-81 door assemblies are manufactured to exact specifications allowing the original inner door components and hardware to be reinstalled into the new panel, also features the correct outer sheet metal panel ready to prep and paint.

*Note: Regulator, door handles, inner door hardware, door latches, etc., are not included and must be purchased separately or removed and reinstalled to the new complete door panel. Shipped truck freight.*

## OER AUTHORIZED

### Camaro and Firebird

1662691	67	LH
1662690	67	RH
1662693	68	LH
1662692	68	RH
1662695	69	LH
1662694	69	RH
9681671	70-74	LH - Camaro only
9681670	70-74	RH - Camaro only
20162325	75-81	LH - Camaro only
20162324	75-81	RH - Camaro only



7742295R

## 1968 Camaro/Firebird Front Door Outer Sheet Metal Panel OER AUTHORIZED

Reproduction of the original front door outer sheet metal panels. Each panel is EDP coated in a satin black finish and is ready to prime and paint to your desired color. This panel requires welding for installation. Professional installation is recommended to ensure proper fit.

*Note: Shipped double oversize.*

7742295R	68	LH
7742294R	68	RH



7645895

## 1967 Camaro/Firebird Front Door Outer Sheet Metal Panel OER AUTHORIZED

Reproduction of the original front door outer sheet metal panels. Each panel is EDP coated in a satin black finish and is ready to prime and paint to your desired color. This panel requires welding for installation. Professional installation is recommended to ensure proper fit.

*Note: Shipped double oversize.*

7645895	67	LH
7645894	67	RH



7723787

## 1969 Camaro/Firebird Front Door Outer Sheet Metal Panel OER AUTHORIZED

Reproduction of the original front door outer sheet metal panels. Each panel is EDP coated in a satin black finish and is ready to prime and paint to your desired color. This panel requires welding for installation. Professional installation is recommended to ensure proper fit.

*Note: Shipped double oversize.*

7723788	69	LH
7723787	69	RH



# Chevrolet/Pontiac Door Outer Panels & Hinges



C20162363

## 1970-81 Camaro/Firebird

### Outer Door Sheet Metal Panel

**OER AUTHORIZED**

Each panel is EDP coated and is ready to prep and paint to your desired color. This panel requires welding for installation. Professional installation is recommended to ensure proper fit.

*Note: Shipped double oversize.*

C20162363	70-81	LH	Camaro
C20160963	70-81	RH	Camaro
F60966	70-81	LH	Firebird
F60965	70-81	RH	Firebird



7788951

**OER AUTHORIZED**

## 1968-72 Chevy II/Nova Outer Door Skin

These reproduction steel outer door skins for 1968-72 Chevy II/Nova 2 door models will enable you to replace your damaged or rusted originals with an EDP coated replacement panel with correct contours and pre-punched door handle and lock cylinder holes.

*Note: Shipped double oversize.*

7788951	68-72	LH
7788952	68-72	RH



4845014

**OER AUTHORIZED**

## 1962-65 Chevy II/Nova Outer Door Skin

These reproduction steel outer door skins for 1962-65 Chevy II/Nova 2 door coupe models will enable you to replace your damaged or rusted originals with an EDP coated replacement panel with correct contours and pre-punched door handle and lock cylinder holes.

*Note: Shipped double oversize.*

4845015	62-65	LH
4845014	62-65	RH



4545232

**OER AUTHORIZED**

## 1966-67 Chevy II/Nova Outer Door Skin

These reproduction steel outer door skins for 1966-67 Chevy II/Nova 2 door models will enable you to replace your damaged or rusted originals with an EDP coated replacement panel with correct contours and pre-punched door handle and lock cylinder holes.

*Note: Shipped double oversize.*

4545232	66-67	RH
7695740	66-67	LH



## 1962-66 Chevy II/Nova Upper Door Hinge

High quality reproduction upper door hinges for 1962-66 Chevy II/Nova models are completely assembled and ready install on either LH or RH side. 2 required per vehicle. Individually prepackaged in OER® box.

7580738	62-66	LH or RH
---------	-------	----------



4841357

4841356

## 1962-67 Chevy II/Nova Lower Door Hinge

Reproduction OER® lower door hinges for 1962-67 Chevy II/Nova models are completely assembled and ready install. Individually prepackaged in OER® box.

4841357	62-67	LH
4841356	62-67	RH

## 1967 Camaro/Firebird Lower Door Hinge Detent Repair Set

Machined steel roller with special shouldered allen head bolt renews commonly worn out roller and pin assembly. Set contains: 2 rollers, 2 bolts. Complete with detailed instructions. Minor drilling and tapping required. Fits 1967 Camaro and Firebird models.

K136	67
------	----

# GM Door Hinges and Components



## 1966-67 GM Upper Door Hinge

Replace your original upper door hinge with this reproduction. This hinge is originally designed with three bolt holes on each hinge for installation.

1966-67 Chevrolet  
1967 Camaro  
1967 Firebird

7642529 66-67 LH or RH



8736249

8736248

## 1968 Camaro/Firebird Lower Door Hinge

Quality reproduction lower door hinges for 1968 Camaro and Firebird models. Includes detent lever, roller and tension spring. Each door hinge is designed to replace the original exactly. Prepackaged in OER® box.

8736249 68 LH  
8736248 68 RH



1706370

1706371

## 1970-81 Camaro/Firebird Upper Door Hinge

OER® reproduction upper door hinge for 1970-81 Camaro/Firebirds designed to replace damaged originals. Includes attached tension spring.

1706371 70-81 LH  
1706370 70-81 RH



7663425

7663424

## 1966-67 GM Lower Door Hinge

Cast iron lower door hinges designed for GM models with three bolt holes which attach to the door and door frame. Includes the detent springing.

**Chevrolet**  
1966-67 Chevrolet  
1967 Camaro  
**Pontiac**  
1966-67 Tempest  
1966-67 LeMans  
1966-67 GTO  
**Buick**  
1966-67 Special  
**Oldsmobile**  
1966-67 F85

7663425 66-67 LH  
7663424 66-67 RH



9817407

9817406

## 1968-79 GM Upper Door Hinge

Quality reproduction upper door hinges for 1969 GM F-Body models and 1968-79 GM X-Body models.

**Chevrolet**  
1969 Camaro  
1968-79 Nova  
**Pontiac**  
1969 Firebird  
1971-79 Ventura  
1977-79 Phoenix  
**Oldsmobile**  
1973-79 Omega  
**Cadillac**  
1976-79 Seville  
**Buick**  
1973-75 Apollo  
1975-79 Skylark

9817407 68-79 LH  
9817406 68-79 RH

## 1969-81 GM Lower Door Hinge

OER® reproduction lower door hinge designed for 1969-76 Chevrolet full size passenger car and 1970-81 Camaro/Firebird models. For either LH or RH side. 2 required per car.

9816926 69-81 LH or RH



## 1982-92 Camaro/Firebird Upper Door Hinge

Reproduction upper door hinge for 1982-92 Camaro and Firebird models. Each hinge is manufactured to exact specifications

for an original fit. Fits left or right side doors. Each complete hinge includes hardware and backing plate. Comes prepackaged in OER® box.

12392848 82-92 LH or RH



8736245

8736244

## 1968 Camaro/Firebird Upper Door Hinge

Reproduction upper door hinges for 1968 Camaro/Firebird models are manufactured in heavy-duty steel for added support and originality.

**Chevrolet**  
1968 Camaro

**Pontiac**  
1968 Firebird

8736245 68 LH  
8736244 68 RH



3063212

3063211

## 1968-79 GM F-Body and X-Body Lower Door Hinge

Quality reproduction lower door hinges for 1969 GM F-Body models and 1969-79 GM X-Body models. Includes: detent lever, roller and tension spring.

**Chevrolet**  
1969 Camaro  
1968-79 Nova  
**Pontiac**  
1969 Firebird  
1971-79 Ventura  
1977-79 Phoenix  
**Buick**  
1973-75 Apollo  
1975-79 Skylark  
**Cadillac**  
1976-79 Seville  
**Oldsmobile**  
1973-79 Omega

3063212 68-79 LH  
3063211 68-79 RH

## 1982-92 GM F-Body Lower Door Hinge

OER® reproduction lower door hinges for 1982-92 Camaro and Firebird models designed to replace damaged originals.

20314681 82-92 LH body side  
20314680 82-92 RH body side  
12525126 82-92 LH door side  
12525127 82-92 RH door side





## 1961-64 Impala/Chevrolet Full Size Door Hinge

Reproduction of the front door hinges for all 1961-64 full size Chevrolet models. Manufactured to exact specifications, each hinge will fit both left and right side doors. Prepackaged in OER® box.

K231	61-64	upper front (2 req.)
K232	61-64	LH lower front
K233	61-64	RH lower front

## 1955-59 Chevrolet/GMC Truck Upper Door Hinge

**OER AUTHORIZED**

Reproduction of the upper door hinge for 1955-59 Chevrolet and GMC trucks. Manufactured in heavy-duty steel as original, each door hinge is designed to replace the factory hinge exactly.

**Note:** Not for use on 1955 1st series trucks.

CX1349 55-59 LH or RH



## 1955-59 Chevrolet/GMC Truck Lower Door Hinge

**OER AUTHORIZED**

Reproduction of the lower door hinge for 1955-59 Chevrolet and GMC trucks. Manufactured in heavy-duty steel as original, each door hinge is designed to replace the factory hinge exactly.

**Note:** Not for use on 1955 1st series trucks.

CX1350 55-59 LH or RH



## 1960-66 Chevrolet/GMC Truck Door Check

**OER AUTHORIZED**

Reproduction of the door check for 1960-66 Chevrolet and GMC trucks. Designed to prevent the door from opening too far, this reproduction is precision manufactured for an exact replacement of the original.

CX1488 60-66 2 required

## 1955-81 GM Door Hinge Bolt Set

Available for stamped steel door hinges. Correct OE style bolts with washers commonly used on all models throughout the GM line. 5/16"-18 x 1-1/8".



T14301

## 68-81 Camaro/Firebird, 68-72 Nova

K195	68-81	14 piece
K196	68-81	16 piece

## Chevy/GMC Truck

T14301	55-59	1 set per hinge
--------	-------	-----------------

## 1962-67 Door Hinge Bolts

Reproduction door hinge bolt set for 1967 Camaro and Firebird and 1962-67 Chevy II/Nova models. Manufactured from high strength steel with correct seating angle and formed external star washer then black zinc-plated for corrosion resistance. Each set includes 12 bolts. Each hinge requires 6 bolts, three on door and three on body. Two sets are required to replace both driver and passenger side hinges. Prepackaged in OER® poly tube.



1967 Camaro 1967 Firebird 1962-67 Chevy II/Nova

748597 62-67 Chevy II/Nova

## 1967 F-Body Door Hinge Bolt/Screw Set

Reproduction door hinge bolt/screw sets for 1967 Camaro and Firebird models. Manufactured from high strength steel then black zinc-plated for corrosion resistance. Each set includes: 18 bolts and 6 screws. Prepackaged in OER® poly tube.



1967 Camaro 1967 Firebird

748613 67 24 piece

## 1968-79 GM Lower Door Hinge Roller Detent Repair Set

All new tooling gives these reproductions an edge over the existing rollers on the market. Prepackaged in OER® bag with header card. For all 1968-69 Camaro/Firebird and 1968-79 Nova and all other 1968-79 GM X-Bodies.

K554	68-69	F-Body LH and RH
K554	68-79	X-Body LH and RH



## 1982-06 GM Lower Door Hinge Spring

Reproduction of the GM lower door hinge spring installed on various GM models for front or rear door as listed below. Each spring will duplicate the original coil count and tension ratio. Prepackaged in OER® poly tube.



1987-06	Corvette	1991-92	Custom Cruiser rear
1991-96	Impala/Caprice rear	1982-88	Firenza front
1982-92	Camaro*	1982-83	58 lbs door
1982	Impala/Caprice 2 door	1982-83	3000lbs
1985-87	Impala/Caprice 2 door	1992-96	58 lbs door front or rear
1982-92	Firebird*	1992-99	88 lbs door front or rear
1982-94	Sunbird 4 door front	1983-88	Century 2 door
1986-91	Grand Am rear	1991-96	Roadmaster wagon rear
1984-88	Plero	1982-83	Electra 2 door
1982	Bonnevilles 3 door	1982-83	Elwira
1987-91	Bonnevilles rear	1991	Electra front
1992-99	Bonnevilles 4 door front or rear	1985-91	Electra rear
2000-01	Dodgeville 4 door front	1983-85	LeSabre front
1983-85	Custom Cruiser 2 door front	1986-91	LeSabre rear
		1982-89	Sylark front or rear
		1986-91	Sylark rear

20361482 82-06



K400

## 1967-81 Door Hinge Repair Set

Each door hinge repair set includes 4 pins and 8 bushings to repair all 4 hinges on one vehicle. They are available for 1967-81 Camaro and Firebird models and 1968-79 Nova models. Prepackaged with OER® header card.

K400	67-68	Camaro/Firebird
K401	69	Camaro Firebird
K402	70-81	Camaro
K402	70-77	Firebird
K403	78-81	Firebird
K401	68-79	Nova



## 1968-69 GM F-Body Door Hinge Rebuild Set

This OER® manufactured set includes all of the necessary components to rebuild all 4 door hinges on 1968-69 Camaro and Firebird models. Includes: 4 pins and C-clips, 8 bushings, 2 springs, and 2 detent rollers.

K106 68-69 LH and RH

# GM Window Regulators


Officially Licensed by General Motors as a genuine restoration product!

Each mechanism is quality inspected before being shipped to eliminate problems before installation!

Features all original rollers assembled and ready to install to the door

High-quality plating to prevent premature rusting

Available for both standard and deluxe front door manual windows



3887981

## 1947-02 Chevrolet/GMC Truck Window Regulator AUTHORIZED

Reproduction of the window regulator for all 1947-02 Chevrolet/GMC pickup models. High-quality materials are used to manufacture the finest reproduction regulators on the market.

**Note:** \*Blazer with removable top. \*\*Manual †With motor.

### Front Windows

CX1266	47-50	LH
CX1265	47-50	RH
CX1268	51-55	LH 1st series
CX1267	51-55	RH 1st series
CX1270	55-59	LH 2nd series
CX1269	55-59	RH 2nd series
CX1498	60-63	LH
CX1499	60-63	RH
CX1645	64-66	LH
CX1646	64-66	RH
3887981	67-71	LH truck
3887982	67-71	RH truck
3887981*	69-71	LH Blazer
3887982*	69-71	RH Blazer
3993191	72	LH
3993192	72	RH
170635	73	LH
170636	73	RH
170520	74-76	LH
170521	74-76	RH
170633	77-91	LH
170634	77-91	RH
170641*	88-94	LH C/K truck
170642*	88-94	RH C/K truck
170641*	92-94	LH Sub/Blazer
170641*	92-94	LH Tahoe/Yukon
170642*	92-94	RH Sub/Blazer
170642*	92-94	RH Tahoe/Yukon
170639*	92-02	LH C/K truck
170640*	92-02	LH C/K truck
88980649	92-02	LH w/o motor
12487666	92-02	RH w/o motor
170639*	92-99	LH Suburban
170640*	92-99	RH Suburban
170639*	92-00	LH Blazer
170639*	92-00	LH Tahoe/Yukon
170640*	92-00	RH Blazer
170640*	92-00	RH Tahoe/Yukon

## 1967-81 OEM Style Door Window Regulator AUTHORIZED Restoration Parts

OER® manufactures correct, OEM style window regulators for Camaro, Firebird, and Chevy II/Nova models. Applications for manual (non-electric) regulators are listed below.

**Note:** \*With manual windows.

### F-Body Door Window Regulators

7681467	67	LH	std interior
7681466	67	RH	std interior
7651904	67	LH	deluxe interior
7651903	67	RH	deluxe interior
7740412	68-69	LH	std interior
7740411	68-69	RH	std interior
7726802	68-69	LH	deluxe interior
7726801	68-69	RH	deluxe interior
9833311*	70-71	LH	all F-Body
9833310*	70-71	RH	all F-Body
9833311*	72-73	LH	exc. Camaro dx
9833310*	72-73	RH	exc. Camaro dx
9833311*	74-81	LH	all F-Body
9833310*	74-81	RH	all F-Body

### Chevy II/Nova Door Window Regulators

4842001	62-65	LH	2 door
4842000	62-65	RH	2 door
4542781	66-67	LH	2 door
4542780	66-67	RH	2 door
8767855	69-72	LH	2 door
8767854	69-72	RH	2 door
8767857	69-72	LH	4 door (front)
8767856	69-72	RH	4 door (front)

### Impala/Full Size Door Window Regulators

4807295	61-64	LH	2 dr HI/Conv.
4807294	61-64	RH	2 dr HI/Conv.
7609589	65-66	LH	2 dr HI/Conv.
7609588	65-66	RH	2 dr HI/Conv.

## 1962-71 Quarter Window Regulator AUTHORIZED

Reproduction rear window regulators for 1967-69 Camaro, 1967-71 Chevrolet Nova 2 and 4 door models and 1965-66 Impala/full size car. These regulators are the internal mechanisms for raising and lowering the window. Made to original specifications for a correct fit and function. Prepackaged in OER® box.



### Camaro/Firebird Regulators

7660239	67-69	LH
7660238	67-69	RH

### Impala/Full Size Regulators

4486028	65-66	LH	2 door
4486027	65-66	RH	2 door

### Chevy II/Nova Regulators

4846611	62-65	LH	2 door
4846610	62-65	RH	2 door
7580114	66-67	LH	2 door
7580113	66-67	RH	2 door
7746387	68-71	LH	2 door
7746388	68-71	RH	2 door
8752681	68-71	LH	4 door
8752680	68-71	RH	4 door



## 1966-80 GM Window Roller Washer

Reproduction window roller guide washer for various GM models. This washer interlocks with the roller guide shaft at the glass. Manufactured from stamped steel with black oxide finish and slotted hole as original. Measures: 1-3/8" o.d. Prepackaged in OER® poly tube.

- 1967-72 Camaro with 1-3/8" o.d. washer
- 1976-80 Camaro all
- 1976-77 Firebird all
- 1966-68 Chevy II/Nova with 1-3/8" o.d. washer
- 1967-68 Impala convertible
- 1968 Impala custom
- 1969 Impala Sport Coupe
- 1970-72 Impala all
- 1973-74 Impala Sport Coupe/Convertible
- 1966-72 Caprice Sport Coupe w/ 1-3/8" o.d. washer
- 1967 Caprice Convertible
- 1966-71 Chevrolet Sport Coupe/Convertible
- 1974-75 Chevrolet with 1-3/8" o.d. washer
- 1970-72 Malibu Sport Sedan

4491086 66-80 GM



## 1967-69 GM F-Body Power Window Harness Boots

These reproduction rubber boots for 1967-69 Camaro and Firebird models protect the power window wiring as it passes through the door jamb. Manufactured from rubber as original, these reproduction boots are designed to fit factory type power window harnesses. Sold in pairs. Prepackaged in OER® poly tube.

- 1967-69 Camaro
- 1967-69 Firebird

K4412 67-69 w/power windows



## 1962-65 Chevy II/Nova Lower Window Track

OER® Authorized reproduction of the driver side lower frame portion of the front door where the door glass installs. The door window glass rests in this lower window track.

C2386 62-65 LH  
C2385 62-65 RH



## 1967-69 GM F-Body Quarter Window Attachment/Roller Assembly

Replacement rear window attachment and roller assembly, includes window mount bracket and two rollers. Mounts to replace the original damaged or worn window guide rollers, attaches to the quarter window allowing the correct up or down movement. The rollers are riveted to this assembly requiring replacement of the entire unit.

K845 67-69 LH  
K846 67-69 RH

## 1958-72 GM Door Window Roller

Correct reproduction of the front door window roller for the GM models listed. OE #7640704.

- 1958-65 Chevrolet full size
- 1963-65 Chevy II/Nova
- 1964-65 Chevrolet/El Camino
- 1967-69 Camaro
- 1967-72 Chevrolet/GMC trucks

C1072 58-72 front door

## 1966-68 Full Size Quarter Window Roller

OER® reproduction of the 1966-68 full size GM car quarter window roller. This roller helps keep the window on the guide track as it is operated up and down during normal operation. It is made from high quality injection molded plastic polymer and attached to the correctly SAE threaded mounting stud as original. Sold individually. One required per quarter window in OER® poly tube.

C1073 66-68 individual  
881245 66-68 set of 6



## 1967-72 GM Quarter Window Lower Guide Roller

Correct reproduction of the quarter window lower guide roller assembly including glass cushions and nut as pictured. For various GM models.

- 1967-69 F-Body
- 1968-72 A-Body

7648823 67-72 full version  
7794097 67-72 guide roller only

## 1970-81 GM F-Body Window Guide Rear Roller

Correct window guide rear roller for all 1970-81 Camaro and Firebird models. Installs on the rear section of the window. Fits LH or RH, 2 required.

9820729 70-81 F-Body



## 1971-76 Full Size Chevrolet Car Quarter Window Roller

OER® reproduction quarter window guide roller for 1971-76 Chevrolet full size 2 door models. Installs on the bottom of the quarter window. Includes mounting hardware. Prepackaged in OER® poly tube.

9831696 71-76 roller  
9831697 71-76 roller assembly

## Window Guide Roller Nut Tool

This OER® manufactured tool is designed to easily remove the guide plate nut on door or quarter window glass.

T10020 68-77

## 1969-81 Window Regulator Cam Spacer

OER® reproduction of the window regulator guide cam spacer for the GM models listed below. Exact reproduction of the original. Prepackaged in OER® poly tube.

- |                            |                      |
|----------------------------|----------------------|
| <b>Camaro</b>              | <b>Chevelle</b>      |
| 1971-81                    | 1971-72 sport models |
| <b>Nova</b>                | 1973-77 all          |
| 1971-72 two door           | <b>Vega/Monza</b>    |
| 1973-75 all                | 1977-80              |
| <b>Full Size Chevrolet</b> | <b>Pontiac</b>       |
| 1971-72 four door          | 1969-81              |
| 1973-77 all                |                      |

9804150 69-81 GM

## 1970-81 F-Body Door Window Stop

Reproduction door window stop for 1970-81 F-Body models. Manufactured from high quality die-stamped steel with clear zinc-plating. Features the correct rubberized coating to minimize noise while operating the window regulator. Includes bolt with retaining washer. Prepackaged in OER® poly tube.

152733 70-81 2 req. per door

# GM Door Latches



## 1967-81 Camaro and Firebird Door Latch



Reproduction door latches for all Camaro and Firebird models. High-quality reproductions of the original door latches to replace existing damaged or broken originals. Prepackaged in OER® box.

7648725	67	Camaro	LH
7648724	67	Camaro	RH
7740485	68	Camaro	LH
7740484	68	Camaro	RH
8720402	69	Camaro	RH
8720401	69	Camaro	RH
1748554	70-81	Camaro	LH
1748553	70-81	Camaro	RH

## 1964-72 GM A-Body Door Latch Chevelle/El Camino/Tempest/LeMans/GTO

Reproduction door latches for Chevelle, El Camino, Tempest, LeMans and GTO models. Manufactured to factory specifications to provide an authentic replacement for damaged or missing originals. Prepackaged in OER® box.



### Chevelle/El Camino


4545371	64-65	LH
4545370	64-65	RH
7656083	67	LH
7656082	67	RH
7730079	68	LH
7730078	68	RH
9829705	70-72	LH
9829704	70-72	RH

### Tempest/LeMans/GTO

4545371	66-67	LH
4545370	66-67	RH

### Chevelle

8800005	69-70	LH	2 door
8800004	69-70	RH	2 door



## 1965-66 Pontiac Full Size B-Body Door Latch

Reproduction door latches for all Catalina Bonneville, 2 + 2, Star Chief and Grand Prix models. High-quality reproductions of the original door latches to replace existing damaged or broken originals. Prepackaged in OER® box.

4545371	65-66	Pontiac Full Size B-Body	LH
4545370	65-66	Pontiac Full Size B-Body	RH

## 1963-70 GM X-Body Door Latch

Reproduction door latches for GM X-Body models including Chevrolet Chevy II/Nova and Pontiac Ventura. High-quality reproductions of the original door latches to replace existing damaged or broken originals. Prepackaged in OER® box.

14335	63-65	GM X-Body	LH	all
14336	63-65	GM X-Body	RH	all
14335	66-67	GM X-Body	LH	2 door sprt cp
14336	66-67	GM X-Body	RH	2 door sprt cp
14335	66-67	GM X-Body	LH	sedan
14336	66-67	GM X-Body	RH	sedan
8720402	69-70	GM X-Body	LH	2 door
8720401	69-70	GM X-Body	RH	2 door

## 1959-70 Full Size GM B-Body Door Latch

Reproduction door latches for all 1959-70 Impala, Bel Air, Biscayne, Catalina, Bonneville, 2 + 2, Star Chief, and Grand Prix 2 door hardtop/convertible models. High-quality reproductions of the original door latches to replace existing damaged or broken originals. Prepackaged in OER® box.

4752350	59	full size B-Body	LH
4752349	59	full size B-Body	RH
4786339	60	full size B-Body	LH
4786338	60	full size B-Body	RH
4807151	61-62	full size B-Body	LH
4807150	61-62	full size B-Body	RH
14026	63-64	full size B-Body	LH
14027	63-64	full size B-Body	RH
4484801	65-66	full size B-Body	LH
4484800	65-66	full size B-Body	RH
7730079	68	full size B-Body	LH
7730078	68	full size B-Body	RH
8800005	69-70	full size B-Body	LH
8800004	69-70	full size B-Body	RH

# GM Door Latches



3865417



3865418



CX1271



T70757

**OER AUTHORIZED**

## 1947-91 Chevrolet/GMC Truck Door Latch

Reproduction of the front door latches for pickup, Blazer/Jimmy and Suburban models. Each door latch duplicates the original and will install correctly, making the door open more easily and close more securely.

CX1272	47-51	LH	
CX1271	47-51	RH	
CX1274	52-55	LH	1st series
CX1273	52-55	RH	1st series
CX1276	55-59	LH	2nd series
CX1275	55-59	RH	2nd series
1662759	60-63	LH	
1662760	60-63	RH	
3865417	64-66	LH	
3865418	64-66	RH	
3919201	67-72	LH	
3919202	67-72	RH	
170756	73-82	LH	
170755	73-82	RH	
170758	82-86	LH	C/K models
170757	82-86	RH	C/K models
170758	87-91	LH	R/V models
170757	87-91	RH	R/V models
170760	89-00	LH	C/K series trucks
170759	89-00	RH	C/K series trucks
170760	92-00	LH	Blazer/Jimmy/Tahoe/Yukon/Suburban
170759	92-00	RH	Blazer/Jimmy/Tahoe/Yukon/Suburban



14625



14626

**OER AUTHORIZED**

## 1967 Chevy II/Nova Door Relay Mechanism

Reproduction door relay mechanism, also known as a door opening mechanism, for 1967 models. Each relay or mechanism operates the door latch, opening the door when the handle is pulled.

14625	67	LH	Chevy II/Nova
14626	67	RH	Chevy II/Nova



K8090



8800995



8800995 - detail



8800994



8800994 - detail

## 1968-81 Inner Door Opening Rod

Correct reproduction door latch rod assembly for 1968-81 Camaro and Firebird models. The door latch rod assembly connects the inner door handle mechanism to the door latch. Rods feature correct contours and includes plated rod, anti-rattle sleeve, center and end clip. Prepackaged in OER® poly tube.

K8090	68-69	Camaro	LH and RH
8800995	70-81	F-Body	LH
8800994	70-81	F-Body	RH

# GM Door Latches



## 1968-81 Inner Door Lock Rod

Reproduction inner door lock rod for 1968-81 GM models. Attaches to the door latch and is used to unlock the door from the inside. This is the upper vertical rod threaded at one end where the door lock knob screws onto. For driver or passenger door. Prepackaged in OER<sup>®</sup> poly tube.

7733785	68	Camaro - 2 req
7733785	68	Firebird - 2 req
7733785	68	Chevy II/Novo - 2 req
K8091	69	Camaro - 2 req
K8091	69	Firebird - 2 req
152638	70-81	Camaro - 1 req
152638	70-81	Firebird - 1 req



## Door Lock Rod Retaining Clip

Reproduction of the clip that retains the two inner door lock rods. This nylon clip joins the horizontal rod from the door latch with the vertical rod that the door lock knob screws on to. Sold individually. One required per door. Fits into a 17/64" hole and secures a 5/32" rod. Prepackaged in OER<sup>®</sup> poly tube.

1970-02	Camaro	1978-80	Novo
1970-02	Firebird	1984-96	Corvette
1971-72	Impala	1979-89	Chevelle
1976-90	Impala		

K4013 70-02



## 1970-81 GM F-Body Locking Rod Silencer

Reproduction door lock rod silencer for 1970-81 Camaro and Firebird models. This rubber silencer attaches to the internal structure of the door to keep the lock rod positioned correctly and reduce noise and vibration. Sold as a set. 2 sets required per vehicle. Prepackaged in OER<sup>®</sup> poly tube.

K497 70-81 Camaro/Firebird

## 1969-81 GM Door Lock Bellcrank Retainer

Reproduction bellcrank retainers for various GM models. These retainers attach the door lock rod bellcrank to the inner door. Two required per door.

1969-81	Camaro	1969-77	Novo
1969-81	Firebird	1969-77	Chevelle
1969-77	Impala		

8733856 2 required per door

## 1952-59 Chevrolet/GMC Truck Door Strikers

**OER AUTHORIZED**

Reproduction of the door strikers for all 1952-59 Chevrolet and GMC trucks. Manufactured as original for a perfect fit and function. Sold in pairs.

CX1283 52-59

## 1955-60 Door Latch Striker Plates

Reproduction of the original door striker plates for the various GM models listed. Manufactured just as the original using high-quality zinc die-cast material, and stamped steel catches. These are assembled using the highest quality components available to ensure flawless operation and reliability. Sold as a pair. Prepackaged in OER<sup>®</sup> box.

1955-57	Chevy
1958-60	Full size (1960 1st design)
1956-60	Corvette (1960 1st design)
1959-60	El Camino

CX1874 55-60



## 1982-82 GM F-Body Door Lock Striker

Reproduction door lock striker bolt. This bolt screws into the door jamb area of all 1982-92 Camaro and Firebird models. Features a correct black finish and a built in washer. 2 required per car. Prepackaged in OER<sup>®</sup> poly tube.

20464563 82-92 LH or RH

## 1965-02 GM Door Lock Striker

The door lock striker is screwed into the door jamb area for either the LH or the RH door. This is a correct reproduction of the original striker for use on all the GM applications listed below.



1965-67	all Chevrolet exc. Nova
1968-70	all Chevrolet
1968-72	Corvette
1971-72	all Chevrolet exc. full size B-Body
1973-75	Camaro, Nova
1978-79	Chevrolet Malibu, Monte Carlo, El Camino
1980-81	all Chevrolet
1965-70	all Pontiac
1971	all Pontiac exc. B-Body
1972	Pontiac Firebird, Tempest LeMans, GTO
1973-75	Firebird, Ventura, A-Body
1988-02	C/K pickup truck

8770193 65-02 LH or RH



## Door Striker Bolt Washers

Reproduction of the original door striker bolt washer manufactured in die-stamped steel and finished in clear zinc coating. Used to correctly position the door striker bolt for proper alignment with the door latch assembly. Use as required.

**Note:** \* Fl # 11500367 threads on. The other 3 slide on.

4469196	1.25mm thick
4469197	2.00mm thick
11500367*	3.50mm thick (threaded)
4469195	4.00mm thick

## 1960-72 GM Truck Door Latch Screws

**OER AUTHORIZED**

Reproduction door latch screws and lock washers for all 1960-72 GM truck models. Sold as a set of 6 screws and 6 lock washers that will attach both door latches. One set required per truck. Prepackaged in OER<sup>®</sup> poly tube.

CX1578 60-72

## 1955-60 Door Striker Screws

OER<sup>®</sup> Authorized reproduction of the original door striker screw set for the GM models listed. One set will attach 2 door striker plates. Used to attach striker plates # CX1874. Prepackaged in OER<sup>®</sup> Authorized poly tube.

**OER AUTHORIZED**



1955-57	Tri-5 Chevrolet
1956-60	Corvette
1958-60	Impala/full size (1960 1st design)
1959-60	El Camino (1960 1st design)

TF400430 55-60 set of 6



# GM Door Handles



## 1967-69 GM F-Body Door Handle Set

Includes all the necessary components to entirely replace the outer door handles, door handle gaskets and o-rings. Each handle for 1967-69 Camaro/Firebird is manufactured to exact factory specifications and includes highly polished triple chrome plating for a dazzling appearance. Includes: two outer door handles, two push buttons, two push button o-rings, two door handle to body gaskets.

R5001 67-69 F-Body



9827571

9827570

## 1970-75 GM Outer Door Handles

Reproduction outer door handle for various GM models. A complete assembly including the chrome handle (6-3/8" long) the spring mechanism and gasket (escutcheon). Completely assembled and ready-to-install. Prepackaged in OER® box.

1970-75 Camaro	1970-75 Firebird
1970-75 Impala/Caprice	1970-75 Vega
1970-75 Monza	1975 Oldsmobile Starfire

9827571	70-75	GM	LH
9827570	70-75	GM	RH



K357

K358

## 1976-81 GM Outer Door Handles **AUTHORIZED**

Reproduction outer door handle for various GM models. Each die-cast assembly includes the black handle (5-5/8" long) the spring mechanism and gasket (escutcheon). Completely assembled and ready-to-install.

<b>Chevrolet</b>	<b>Buick</b>
1976-81 Camaro	1976-80 Skylark
1976-81 Impala/Caprice	1984-87 Regal
1976-81 Monza	<b>Pontiac</b>
1976-81 Vega	1976-81 Firebird
1983-88 Malibu	1976-80 Sunbird
1983-88 El Camino	1986 Bonneville
1983-88 Monte Carlo	1986 Grand Prix

20454213	76-81	LH	black
20454212	76-81	RH	black
K357	76-81	LH	chrome
K358	76-81	RH	chrome



K359

20332645

## 1982-92 Outer Door Handle **AUTHORIZED**

OER® Authorized reproduction outer door handles will install on the various GM models listed. Manufactured as original for a perfect fit and function. Die-cast handles are available in black or chrome finish.

<b>Chevrolet</b>	<b>Pontiac</b>
1982-92 Camaro	1982-87 Firebird
1982-90 Celebrity	1982-90 6000
1982-89 Cadet	1982-87 Sunbird
1982-89 Cavalier	1982-87 J2000
<b>Buick</b>	<b>Oldsmobile</b>
1982-96 Century	1982-96 Cutlass Cruiser
1986-91 Skylark	1982-96 Cutlassiera
1985-91 Somerset	1986-89 Toronado
1982-89 Skyhawk	1985-91 Calais
<b>Cadillac</b>	1982-86 Firenza
1982-88 Cimerron	

K359	82-92	LH	black
K360	82-92	RH	black
20332645	82-92	LH	chrome
20332644	82-92	RH	chrome



15969376

15969377

20111713

20111712

## 1980-90 Outer Door Handle **AUTHORIZED**

Reproduction outer door handles for the various GM models listed. Manufactured as original for a perfect fit and function. Die-cast handles are available in black or chrome.

<b>Chevrolet</b>	<b>Pontiac</b>
1980-85 Impala	1987-89 Safari
1980-85 Caprice	1983-86 Parisienne
1982-90 S10/S15 Truck	1980-84 Phoenix
1982-90 S10/S15 Blazer/Jimmy	1980-81 Catalina
1978-82 Chevette	1980-81 Bonneville
1980-85 Citation	1981-83 T1000
<b>Buick</b>	<b>Oldsmobile</b>
1980-85 Skylark	1980-84 Omega
1980-84 Electra	1980-85 Delta 88
1980-89 Estate Wagon	1980-81 Ninety Eight
1980-85 LeSabre	1982-84 98 Regency
1988-90 LeSabre Wagon	1982-90 Custom Cruiser

15969376	80-90	LH	black
15969377	80-90	RH	black
20111713	80-90	LH	chrome
20111712	80-90	RH	chrome

# GM Door Handles



16628414



16628415

## 1993-02 Camaro/Firebird

### Outer Door Handle AUTHORIZED

OER® Authorized reproduction outer door handles will install on all 1993-02 Camaro and Firebird models. Die-cast handles are available in black or chrome finish.

K372	93-02	LH	chrome
K371	93-02	RH	chrome
16628415	93-02	LH	black
16628414	93-02	RH	black



## 1970-88 GM

### Outer Door Handle Gasket

Replacement of the original door handle gasket that inserts on the back of the door handle and acts as protection between the handle and the door metal. Fits LH and RH, 2 required. Prepackaged in OER® poly tube.

1970-81 Camaro  
 1973-75 Chevelle  
 1976-83 Malibu  
 1971-75 Vega  
 1976-87 Chevette  
 1971-72 Catalina, Bonneville  
 1973-76 Century, regal, skyhawk  
 1981 Century, Regal  
 1975 Starfire  
 1970-81 Firebird  
 1971-81 Full Size  
 1976-88 Monte Carlo  
 1976-88 El Camino  
 1976-81 Monza  
 1980-81 Citation  
 1973-81 All except Ventura  
 1977-80 All Buick exc Riviera

9827572 70-88 LH or RH



R5050



R5051



R5001B



1962-65 handle profile of mounting angle



1962-67 handle profile of mounting angle



1962-69 handle profile of mounting angle

## 1962-79 Chevy II/Nova Door Handle Set AUTHORIZED

Each handle is manufactured to exact factory specifications and includes highly polished triple chrome plating for a dazzling appearance. Each set includes: two outer door handles, two push buttons, two push button o-rings, two door handle to body gaskets.

R5050	62-65	Chevy II/Nova	2 or 4 door front only
R5051	66-67	Chevy II/Nova	2 or 4 door front only
R5001B	68-79	Chevy II/Nova	2 or 4 door front only



## 1947-51 Chevrolet/GMC Truck Outer Door Handles AUTHORIZED

Reproduction of the outer door handles for 1947-51 Chevrolet and GMC trucks. Manufactured as original with a bright chrome finish. Each door handle is designed to replace the factory handles exactly. Includes mounting hardware and gaskets.

CX1290 47-51 Chevrolet/GMC truck

# GM Door Handles



## 1952-66 Chevrolet/GMC Truck Outer Door Handle

Reproduction of the outer door handles for 1952-66 Chevrolet and GMC trucks. Manufactured as original with a bright chrome finish. Each door handle is designed to replace the factory handles exactly. Includes mounting hardware, gaskets and one non-locking push button.

CX1291	52-59	Chevrolet/GMC truck
CX1292	60-66	Chevrolet/GMC truck

**OER AUTHORIZED**

## 1967-72 Chevrolet/GMC Truck Outer Door Handle

**OER AUTHORIZED**

Reproduction of the outer door handles for 1967-72 Chevrolet and GMC trucks. Manufactured as original with a bright chrome finish. Each door handle is designed to replace the factory handles exactly. Includes mounting hardware and gaskets.

CX1293	67-72
--------	-------



**OER AUTHORIZED**

## 1973-91 Chevrolet/GMC Truck Outer Door Handle

Reproduction of the outer door handles for 1973-91 Chevrolet and GMC trucks. Manufactured with a bright chrome finish and black knob as original. Includes mounting hardware and gaskets.

6272581	73-91	LH
6272582	73-91	RH

## 1995-00 Outer Door Handle **OER AUTHORIZED**

Reproduction die-cast outer front door handles for 1995-00 pickup, extended cab models, 1995-00 Tahoe/Yukon, Suburban and Escalade (exc. Denali). Fits front doors only.

15742229



15742229	95-00	LH
15742230	95-00	RH



## 1980-70 Impala/Full Size Door Handle Set

Beautifully reproduced outer door handle sets designed for the applications listed. Manufactured to exact specifications with a high-quality chrome-plating for an authentic appearance. Each set includes: two outer door handles, two push buttons, two springs, two o-rings, four gaskets and mounting hardware.

CM2082	60	Impala/full size	2 door
CM2083	60	Impala/full size	4 door front
CM2084	60	Impala/full size	4 door rear
C2377	61-62	Impala/full size	2 or 4 door front
CM2116	61-62	Impala/full size	4 door rear
C2378	63-64	Impala/full size	2 or 4 door front
CM2226	63-64	Impala/full size	4 door rear
C2377	65-68	Impala/full size	2 door
CM2415	65-68	Impala/full size	4 door front
CM2416	65-68	Impala/full size	4 door rear
CM2900	69-70	Impala/full size	2 door
CM2901	69-70	Impala/full size	4 door front
CM2902	69-70	Impala/full size	4 door rear

## 1962-79 GM Door Handle Push Button Set **GM Restoration Parts**

Each reproduction set includes the LH and RH door handle push button assemblies. These high polished chrome buttons include the chrome thumb knob, attachment rods, tension springs, o-ring gaskets and button retainers for easy installation.



1967-69	Camaro/Firebird
1963-67	Corvette
1962-79	Chevy II/Novo

RS255	67-69	Camaro/Firebird
RS255	63-67	Corvette
RS252	62-65	Chevy II/Novo
RS253	66-67	Chevy II/Novo
RS254	68-79	Chevy II/Novo

## 1967-81 GM Door Push Button Lock Spring

OER® reproduction door handle push button lock springs for various Chevrolet models listed below. Each spring comes prepackaged in OER® poly tube.



1967-81	Camaro	1967-81	Firebird
1968-76	Chevy II/Novo 2 door		

9720761	67-81	GM	LH
9720760	67-81	GM	RH

## 1955-79 GM Door Handle O-Ring

This o-ring installs on the outer door handle push button. Prevents rattling and wear between the handle and the push button.



1967-69	Camaro	1967-69	Firebird
1962-79	Novo	1958-67	Impala
1956-67	Corvette	1955-57	Chevrolet

4156548	55-79	GM
---------	-------	----

# Reproduction Outer Door Mirrors

## 1963-65 Chevrolet Bow Tie Outer Door Mirrors

Restoration Parts

Correct replacement mirrors including Bow Tie and ribbed neck as original for the various passenger models listed.

Mirrors include mounting bracket, gasket and screws unless specified otherwise. Fits applications listed below.

1963-64 Chevrolet full size (Impala, Bel Air, Biscayne)  
1963-65 Chevy II/Novo  
1964-65 Chevelle



985878 63-65 Chevrolet LH or RH

## 1964-67 GM Outer Remote Mirror

Restoration Parts

Reproduction of the remote mirror for 1967 Camaro models.

Includes the correct length cable and the early style interior chrome bezel along with a highly polished triple chrome finish. Also fits 1964-67 Chevy II/Novo, 1967 Firebird models. Works as functional service replacement on other various models in the GM line. Prepackaged in OER® box with the GM Restoration Parts™ logo.

1964-67 Chevy II/Novo  
1967 Camaro/Firebird  
1967 Chevelle/Malibu



3899857 64-67 GM LH

## 1968 GM Outer Remote Mirror

Restoration Parts

Exact reproduction of the 1968

driver side remote mirror assembly including the mirror, cable, mounting bracket, gasket, screws and knob. For 1968 GM B-Body models (except Caprice), Chevy II/Novo, Camaro, Chevelle, El Camino and Corvair. Prepackaged in OER® box with the GM Restoration Parts™ logo.

*Note: Inner bezel sold separately.*

1968 Passenget/Impala (exc. Caprice)  
1968 Chevy II/Novo  
1968 Camaro  
1968 Chevelle/El Camino  
1968 Corvair



3921816 68 GM LH

## 1969 Camaro Reproduction Outer Remote Mirror

Restoration Parts

Exact reproduction of the 1969 Camaro driver side remote mirror assembly including the mirror, cable, mounting bracket, gasket, screws and knob. This is a superb reproduction with bright chrome finish. Your customers will appreciate this fine quality replacement designed exclusively for 1969 Camaro. Prepackaged in OER® box with the GM Restoration Parts™ logo.

*Note: Inner bezel sold separately.*

3957203 69 Camaro LH



## 1963-72 Chevrolet Bow Tie Outer Door Mirror

Restoration Parts

Reproduction outer door mirror for 1963-72 Chevrolet models listed. Bow Tie style with emblem cast into the rear of the mirror. Each reproduction mirror includes the bracket, gasket and mounting screws. Packaged in OER® box with GM Restoration Parts logo.

1963-72 Chevy II/Novo  
1964-68 Chevelle  
1967 Camaro/Firebird  
1968 Impala/full size Chevrolet

OM3005 63-72 Chevrolet LH or RH

# Reproduction Outer Door Mirrors



**OEM Ribbed Style Base!**

## 1963-72 GM Ribbed Style Outer Door Mirror

These mirrors feature the original style "ribbed design" on the base of the mirror as shown above. Each mirror includes the bracket, gasket and mounting screws. Fits LH or RH sides. 2 required. Packaged in OER® box with GM Restoration Parts logo.

1963-72 Chevy II/Nova  
1964-68 Chevelle  
1967 Camaro/Firebird  
1968 Impala/full size Chevrolet



3909197	63-72	without Bow Tie
CM3006	63-72	with Bow Tie



## 1970-81 Camaro/Firebird Bullet Mirror

Reproduction of the die-cast outer door mirrors for LH (remote) and RH (non-remote) models. They fit 1970-81 Camaro/Firebird, 1974-77 Vega/Astre, and 1974-78 Monza/Sunbird. The passenger mirror does not feature the "Objects are closer than they appear" text and is manually adjustable. The driver side mirror is remote adjustable and includes a pre-installed cable as shown.

*Note: Inner bezel and mounting hardware sold separately.*

9865801	70-81	LH	bullet mirror (remote)
20154908	70-81	RH	bullet mirror (non-remote)



## 1968-72 GM Outer Door Mirror

Reproduction 1968-72 outer door mirrors include the brackets, gaskets and mounting screws for easy installation. Choose from the economic non-ribbed style or the original ribbed base style. Originally installed on the following vehicles: 1968-69 Camaro (LH/RH), 1968 full size Sport Coupe (LH only), 1969 Chevelle (LH only), 1969 full size passenger cars (LH only), 1970-72 Chevelle wagon and El Camino (LH only), 1970 full size passenger cars (LH/RH) and 1971-72 Chevelle (RH only). Please specify LH or RH mirror when ordering. Packaged in OER® box.

CM3004	68-72	LH	without rib design on base
CM3003	68-72	RH	without rib design on base
3914753	68-72	LH	with rib design on base
3914754	68-72	RH	with rib design on base



**OER AUTHORIZED**

## 1955-57 Chevrolet Outer Door Mirror

Reproduction exterior door mirror for 1955-57 Chevrolet full size passenger car models. Features correct contours and chrome plated base with stainless steel head. This mirror can be used on the driver or passenger side. Includes mounting hardware.

TF400440	55-57	Chevrolet
----------	-------	-----------

# GM Outer Door Mirrors



T70622

**OER AUTHORIZED**

## Drop Head Peep Mirror

Reproduction drop head peep mirror for early car and truck models. Mounts to top edge of door frame. Features a chrome arm with a 3 inch mirror head.

T70622	3" head
T70623	4" head



## 1947-72 Chevrolet/GMC Truck Outer Mirror Head **OER AUTHORIZED**

Reproduction of the outer door mirror for all 1947-72 Chevrolet and GMC trucks. Manufactured with a smooth design and bright chrome finish. Prepackaged in OER<sup>®</sup> box.

CX1146	47-72
--------	-------



9683156

## 1970-90 GM Bullet Mirror Glass

OER<sup>®</sup> reproduction mirror glass fits 1970-81 Camaro/Firebird, 1970-90 full size Chevrolet, 1970-79 Nova, 1973-79 Chevelle and 1974-80 Vega models. The left mirror glass is for use with remote mirror and the right is for manual mirror.

*Note: Adhesive not included. RH mirror glass does not include wording.*

9606231	70-90	LH
9683156	70-90	RH



## 1960-65 Chevrolet Bow Tie Door Outer Mirror **OER AUTHORIZED**

Reproduction Chevrolet Bow Tie mirror for 1960-65 models. Correct base with highly polished chrome. Mirrors include mounting bracket, gasket and screws. Fits LH or RH sides.

1960-63 Chevrolet pickup  
1962-65 Chevy II/Nova  
1961-62 Full size Chevrolet

3912201	60-65	LH or RH
---------	-------	----------



3863609

## 1965-66 Chevrolet Bow Tie Door Outer Mirror

OER<sup>®</sup> reproduction side view mirrors for 1965-66 Impala/full size models. These high-quality mirrors are designed to offer your customers the best finish available! Extra attention is paid to the adjustment head ball ensuring long lasting dependability. Prepackaged in OER<sup>®</sup> box.

3863609	65-66	LH
3877975	65-66	RH



CX1149



CX1150

## 1970-72 Chevrolet/GMC Truck Outer Door Mirror **OER AUTHORIZED**

Complete outer side mirror assemblies including the mounting plate, gasket and screws for 1970-72 Chevy pickup models. This complete assembly is designed to replace the original outer mirror.

CX1149	70-72	LH
CX1150	70-72	RH



3921833



3927450

## 1968-81 GM Remote Mirror Bezel

This OER<sup>®</sup> reproduction remote mirror bezel is considered original equipment for models with standard or deluxe interiors. We offer this bezel separately from our standard remote mirror kits, as they are not included when purchasing a mirror. Standard fits 1968 Chevrolet full size, 1968-81 Camaro, 1968-81 Firebird and 1970-79 Nova. Deluxe fits 1968-69 Camaro and Firebird.

*Note: The OER<sup>®</sup> remote mirror assemblies do not include the bezel.*

### F-Body

3921833	68-81	standard int.
3927450	68-69	deluxe int.

### Chevrolet Full Size Passenger Car

3921833	68	standard int.
---------	----	---------------

### Nova

3921833	70-79	standard int.
---------	-------	---------------



## 1966-67 GM Remote Mirror Bracket

Reproduction mirror bracket for various 1966-67 GM models. This bracket attaches the outer door remote mirror on vehicles with remote round mirrors.

1967	Camaro	1967	Firebird
1967	Chevy II/Nova	1967	Chevelle
1966-67	Corvair		

3899859	66-67	GM
---------	-------	----

# GM Outer Door Mirror Accessories



## 1963-72 GM Standard Outer Door Mirror Bracket Set

Set contains all the necessary hardware to install a standard (non-remote) mirror onto either the driver or passenger side door. Mirror mounting sets contain the bracket, gasket, mirror to bracket and bracket to door screws. Prepackaged in a bag with OER® header card featuring the GM Restoration Parts™ logo. Set mounts 1 side only. 2 required. Components also sold separately.

1967-69 Camaro 1968-70 Impala/full size  
1963-72 Nova

### Mirror Mounting Bracket Set

R355 63-72 LH or RH

### Individual Components

K971 63-72 bracket, LH or RH

K991 63-72 gasket, LH or RH



9814441



9816863

## 1970-81 Standard Camaro Mirror Bracket & Mounting Gasket

Can be installed on all 1970-81 Camaro models with standard chrome mirrors. Will install on both LH and RH doors depending on year. The gasket is a correct injection molded plastic replacement.

**Note:** Not for use with remote or bullet mirrors.

9814441 70-81 bracket

9816863 70-81 gasket



## 1967 GM Remote Door Mirror Gasket

Reproduction outer door remote mirror mounting gasket for various GM models. Manufactured from quality plastic, the gasket is designed to protect the door paint from vibration damage. Prepackaged in OER® polytube.

1967 Camaro 1967 Firebird  
1967 Chevy II/Nova 1967 Chevrolet

3899860 67 GM



## 1968-76 GM Remote Door Mirror Mounting Kit

OER® offers a complete installation kit designed to install a remote outer door mirror. Includes: correct reproduction mirror mounting bracket, gasket and screw. OE #3921835 (gasket), OE #3921836 (bracket), OE #9423324 (screw).

1968-69 Camaro 1968 Full size exc. Caprice Sport Coupe  
1968 Chevelle 1970 Chevelle Station Wagon, El Camaro  
1968-76 Nova  
1969-71 Full size

### Mirror Mounting Bracket Kit

R318 68-76

### Individual Components

3921836 68-76 bracket

3921835 68-76 gasket



20055804

20055839

## 1970-81 GM Bullet Type Outer Door Mirror Bracket

OER® reproduction bullet style outer door mirror brackets for RH non-remote mirrors and LH remote style mirrors. Prepackaged with OER® header card. 20055804 LH (with remote), 20055839 RH (without remote).

1970-81 Camaro 1970-81 Firebird

20055804 70-81 LH

20055839 70-81 RH



## 1970-81 GM Bullet Mirror Mounting Gasket

Correct replacement gasket used to install 1970-81 GM bullet mirrors. For use with manual LH mirror or RH remote mirror. Prepackaged with OER® header card. 1970-81 Camaro, 1970-81 Firebird, 1970-74 Nova. LH or RH.

9832126 70-81 GM



## 1962-65 Chevy II/Nova Outer Mirror Bracket

Reproduction outer mirror bracket originally used to install the manual door mirror on 1962-1965 Chevy II/Nova models. Each mirror bracket will attach an original or reproduction mirror to the door, and may be used to install LH or RH mirrors.

3821962 62-65 Chevy II/Nova



## 1963-65 Chevrolet Bow Tie Mirror Gasket

Quality molded mirror gasket for 1963-65 Chevrolet models. Fits as original between the mirror base and door.

1963-64 Chevelle  
1963-65 Chevy II/Nova  
1963-64 full size Chevrolet

K994 63-65 LH or RH



## 1968 Camaro Remote Mirror Mounting Screw

Reproduction chrome screw used to mount the mirror to the frame. One required per mirror.

9423324 68 Camaro

# GM Convertible Top Parts



**OER** AUTHORIZED

## 1967-89 F-Body Convertible Top Frame

Reproduction of the original power top frame assembly. This EDP coated steel frame includes fully reinforced hinge mechanisms, header bow, intermediate bows and rear bow to replace the entire frame. Complete latch assemblies are also included. Fits vehicles equipped with factory power top.

*Note: Shipped truck freight*

K352	67-69	F-Body	power top
------	-------	--------	-----------



**OER** AUTHORIZED

## 1967-89 GM F-Body Convertible Header Bow

Reproduction of the convertible top header bow used on all 1967-69 Camaro and Firebird convertible models. An excellent reproduction of the original header bow that installs in the front section of the convertible top frame that will replace the original rusted or damaged item.

*Note: Shipped oversize.*

K890	67-69	F-Body
------	-------	--------



K53001



black

white

**OER** AUTHORIZED

## 1967-89 F-Body Convertible Top Well Liner

Reproduction of the well liner for 1967-69 Camaro/Firebird convertible models. Manufactured with the correct grain vinyl as original. The well liner covers the section between the rear seat and the trunk area to protect the top when down.

K53001	67-69	F-Body	black
K53010	67-69	F-Body	white



7755256



HC62

## 1967-89 GM F-Body Convertible Tack Strip

Reproduction tack strip for all 1967-69 Camaro and Firebird convertibles. Mounts below the rear window area and retains the lower part of the convertible top to the car body. Mounting hardware available separately.

*Note: Tack strip set is shipped double oversize.*

7755256	67-69	F-Body	tack strip
HC62	67-69	F-Body	17 piece bolt kit



**OER** AUTHORIZED

## 1965-70 GM Full Size Convertible Top Header Bow

Reproduction convertible top header bow for various GM full size convertible models.

*Note: Shipped double oversize.*

1965-70	Chevrolet Impala
1965-70	Buick LeSabre
1965-70	Buick Wildcat
1965-70	Buick Electra 225
1965-70	Pontiac Catalina
1965-70	Pontiac Bonneville
1965-70	Pontiac Grand Prix
1967-68	Oldsmobile Delmont 88
1965-70	Oldsmobile Delta 88
1965-70	Cadillac Deville

H86570	65-70
--------	-------



Holes will line up with original for easy installation

Corners are correct in every detail!



Set of 14 chrome Phillips head screws to install (cont. rain gutter (K723A))

**Injection Molded!**

**GM** Restoration Parts

## 1967-89 Camaro/Firebird Convertible Rain Gutter

Reproduction convertible rain gutter found on all 1967-69 Camaro and Firebird convertible models. OER® rain gutters are injection molded using flexible ABS material allowing correct installation. Each piece includes 14 OEM style mounting screws for easy installation. Designed to allow the rain to run off without getting into the rear convertible well area. Shipped in reinforced OER® box for added protection.

*Note: Shipped double oversize.*

7678186	67-69	F-Body	rain gutter
K723A	67-69	F-Body	screw set



# GM Convertible Top Parts



OER AUTHORIZED

## 1955-62 GM Full Size Convertible Top Motor

Replacement convertible top motor assembly for 12 volt systems in 1955-62 GM models. Made in USA.

*Note: This universal pump is not considered cosmetically correct for restoration. It is designed as a replacement item only but fits and functions as original.*

1955-62	Chevrolet convertibles
1955-62	Pontiac convertibles
1957-62	Buick convertibles
1957-62	Cadillac convertibles
1957-62	Oldsmobile convertibles

HK237 55-62 universal



OER AUTHORIZED

## 1963-64 GM Full Size Convertible Top Motor

Replacement convertible top motor assembly for 12 volt systems in 1963-64 GM models. Made in USA.

*Note: This universal pump is not considered cosmetically correct for restoration. It is designed as a replacement item only but fits and functions as original.*

1963	Chevrolet Impala
1963-64	Buick LeSabre
1963-64	Buick Electra 225
1963-64	Cadillac Eldorado
1963-64	Cadillac Series 62
1963-64	Oldsmobile Starfire

HK238 55-62 universal



OER AUTHORIZED

## 1962-72 Chevrolet Convertible Top Motor

Reproduction convertible top motor and pump assembly for various 1962-72 GM mid and full size models. Features original style mounting locations as well as electric and fluid connections.

1962-63	Chevy II/Novo
1964	Chevrolet Impala
1967-69	Camaro
1967-69	Firebird
1967-72	Chevelle
1967-72	El Camino

HK233 62-72 OE Style



OER AUTHORIZED

## 1965-70 GM Full Size Convertible Top Motor

Replacement convertible top motor assembly for 12 volt systems designed in 1965-70 GM models. Made in USA.

*Note: This universal pump is not considered cosmetically correct for restoration. It is designed as a replacement item only but fits and functions as original.*

**GM B-Body Applications**

1965-70	Chevrolet Impala/Caprice
1965-70	Buick LeSabre
1965-70	Buick Wildcat
1965-70	Pontiac Bonneville
1965-70	Pontiac Catalina
1967-68	Oldsmobile Delta 88
1967-68	Oldsmobile Delmont 88

**GM C-Body Applications**

1965-70	Buick Electra
1965-70	Cadillac Deville
1965-70	Cadillac Eldorado
1965-70	Oldsmobile Ninety Eight

HK240 65-70 universal



HK261



OER AUTHORIZED

## 1958-60 GM Full Size Convertible Top Cylinder

Reproduction convertible top cylinder for 1958 GM full size convertibles. Manufactured out of aluminum, the appearance is slightly different from the original, but they function and operate exactly the same. Sold individually, 2 required per vehicle. Made in USA.

**HK260**

1958	Chevrolet Impala	1959-60	Chevrolet Impala
1958	Chevrolet Bel Air	1959-60	Buick LeSabre
1958	Pontiac Bonneville	1959-60	Buick Invisia
1958	Pontiac Chieftain	1959-60	Buick Electra 225

HK260 58  
HK261 59-60



HK235

## 1961-70 GM Convertible Top Cylinders

Reproduction actuator cylinders for the various GM applications below. Manufactured out of aluminum, the appearance is slightly different from the original, but they fit and function as original. Two cylinders are required per vehicle.

HK235	67-69	Camaro/Firebird
HK265	65-70	Impala/full size
HK263	62	Impala/full size
HK262	61	Impala/full size
HK235A	62-63	Nova/Chevy II

# GM Convertible Top Parts



HK234



## 1955-73 Convertible Top Hydraulic Hose Set **USA** AUTHORIZED

Replacement hose set to fit a wide variety of applications. Each set includes the hoses which run from the pump assembly to the lift cylinders along with fittings for installation. Each set includes hoses for both cylinders. One set required per vehicle. Made in USA.

**Note:** Manufacturers originally used different vendors for this item. This meant that some of the hoses could have different fittings, some longer, some at different angle. This set was the most common.

### HK220

1955-61	Chevrolet
1955-61	Pontiac
1957-61	Buick
1957-61	Cadillac
1957-61	Oldsmobile

### HK234

1962-64	Chevy II/Novac
1962-70	Impala/full size models
1962-63	Buick Special
1962-63	Oldsmobile F85
1962-63	Pontiac Lemans
1962-63	Pontiac Tempest
1964-71	Chrysler/Dodge/Plymouth
1964-73	Ford/Lincoln/Mercury

### HK243

1967-69	Camaro
1967-69	Firebird

HK220	55-61	universal
HK234	62-73	universal
HK243	67-69	Camaro/Firebird



7639095

## 1961-70 Convertible Top Hold Down Cables

Reproduction convertible top hold down cables for use on the various GM models below. These cables are manufactured to factory specifications for correct fit and appearance. Available for Camaro, Firebird, Nova and Impala convertible models.

7639095	67-69	Camaro/Firebird
14724	62-63	Nova
4403084	61-64	Impala
7650196	65-70	Impala



BW7276




## 1971-76 GM Full Size Convertible Hold Down Cables **USA** AUTHORIZED

Reproduction hold down cables used to maintain proper tension of the convertible top frame and help prevent the top from flaring out or flapping which may be caused by outside air pressure. These cables present the second bow ball joints from breaking. Made in USA.

1971-75	Chevrolet Impala
1971-75	Chevrolet Caprice
1971-75	Buick LeSabre
1971-75	Buick Centurion
1971-75	Pontiac Catalina
1971-75	Pontiac Grand Ville
1971-75	Oldsmobile Delta 88
1971-76	Cadillac Eldorado

BW7171	71
BW7276	72-76



S7005

S7006



## 1971-76 GM Full Size Convertible Drive Cable **USA** AUTHORIZED

Reproduction convertible top drive cable to fit various GM full size B & C-Body models. The blue cable is for the LH driver side, black is for the passenger side on 1971-76 "scissor top" convertible models. Made in USA.

1971-75	Chevrolet Impala
1971-75	Chevrolet Caprice
1971-75	Buick LeSabre
1971-75	Buick Centurion
1971-75	Pontiac Catalina
1971-75	Pontiac Grand Ville
1971-75	Oldsmobile Delta 88
1971-76	Cadillac Eldorado

S7005	71-76	LH
S7006	71-76	RH



## 1958-76 Convertible Top Boot Storage Bag **USA** AUTHORIZED

Reproduction of the storage bag for the convertible top boot for all convertible models listed. This bag will protect the top boot from damage when not in use. Available in black only.

1958-76	Impala	1967-69	Firebird
1962-65	Chevy II/Novac	1962-71	Dodge/Plymouth
1967-69	Camaro		

K51020	58-76
--------	-------

# GM Convertible Top Parts



## 1955-72 Convertible Top Hose Retainer

Reproduction convertible top hose retainer clip for various 1955-72 GM convertible models. This reproduction retainer holds the top hose to the body. It keeps the hoses out of the way and allows the hoses to slide while the top cylinders are moving, preventing the hoses from pinching and interfering with the operation of the convertible top. Manufactured from stamped steel as original. Sold individually. Quantities vary by application, use as required. Prepackaged in OER® poly tube.

1967-69 Camaro  
1967-69 Firebird  
1962-64 Chevy II/Novu  
1958-72 Impala/full size cars  
1955-57 Tri-5 Chevs

14914 55-72 use as required



## 1951-75 Convertible Power Top Motor Grommet

Reproduction of the original rubber mounting/insulation grommet used on various GM vehicles with the optional power top. These rubber grommets install on the pump assembly and secure it to the vehicle while creating a damper for noise and vibration while the pump is in operation. Manufactured from high-quality NBR material which is resistant to oils and fuels. Sold individually. Quantities vary by application. Use as required. Prepackaged in OER® poly tube.

1967-69 Camaro  
1967-69 Firebird  
1962-63 Chevy II/Novu  
1958-75 Impala  
1955-57 Chevrolet  
1951-54 early Chevrolet  
1956-62 Corvette  
1964-69 Chevelle  
1962-69 Corvair  
1955-72 Oldsmobile

3698109 51-75 use as req



## 1961-64 GM Full Size Convertible Top Latch Handles

Reproduction convertible top latch handles to replace broken or damaged originals. Each handle features a bright chrome finish and is manufactured to exact factory specifications to ensure a perfect fit. Sold as a pair. One pair required per car. Made in USA.

1961-64 Chevrolet Impala  
1961-62 Buick Invisia 225  
1961-64 Buick LeSabre  
1961-64 Buick Electra 225  
1961-64 Cadillac Eldorado  
1961-64 Cadillac Series 62  
1961-62 Pontiac Catalina  
1961-64 Oldsmobile Starfire

LH002 61-64



## 1968-70 GM Full Size Convertible Top Latch

Reproduction convertible top latch assembly for various 1966-70 GM C-Body and 1967-70 GM B-Body models. Each latch features the correct chrome hook knuckle along with the handle and spring mechanism. Made in USA.

### GM B-Body Applications

67-70 Buick LeSabre  
67-70 Buick Wildcat  
67-70 Pontiac Bonneville  
67-70 Pontiac Catalina  
67-70 Pontiac Grand Prix  
67-70 Oldsmobile Delta 88  
67-70 Oldsmobile Delmont 88

### GM C-Body Applications

66-70 Buick Electra  
66-70 Cadillac Deville  
66-70 Cadillac Eldorado  
66-70 Oldsmobile Ninety Eight

152606 66-70 LH  
152607 66-70 RH



OER AUTHORIZED

## 1967-69 GM F-Body Top Latches

Quality reproduction of the convertible top latch found on all 1967-69 Camaro and Firebird convertible models. Comes complete with hooks ready-to-install.

K479 67-69 F-Body



## 1971-76 GM Full Size Convertible Top Latch

Reproduction top latch assemblies for 1971-76 GM full size convertible models. Each latch features the correct chrome hook knuckle along with the handle and spring mechanism. Made in USA.

71-75 Chevrolet Impala  
71-75 Chevrolet Caprice  
71-75 Buick LeSabre  
71-75 Buick Centurion  
71-75 Pontiac Catalina  
71-75 Pontiac Grand Ville  
71-75 Oldsmobile Delta 88  
71-75 Cadillac Eldorado

LH003 71-76 LH  
LH004 71-76 RH

## 1967-69 GM F-Body Convertible Hold Down Latch

Reproduction of the latch used on 1967-69 Camaro and Firebird convertible models with a manual convertible top. Locks the convertible top in place when folded in the top well and prevents it from moving while driving.



K134 67-69 GM manual top

# GM Convertible Top Parts



**OER** AUTHORIZED

## 1965-70 GM Full Size Convertible Top Header Bow Guide Pin

Reproduction guide pin for a wide variety of GM full size convertibles. Guide pins help the top align to windshield frame while the top is closing. Necessary for proper alignment and latching of the top. Sold individually, 2 required per car. Made in USA.

### GM B-Body Applications

1965-70 Chevrolet Impala/Caprice  
1965-70 Buick LeSabre  
1965-70 Buick Wildcat  
1965-70 Pontiac Bonneville  
1965-70 Pontiac Catalina  
1967-70 Pontiac Grand Prix  
1965-70 Oldsmobile Delta 88  
1967-70 Oldsmobile Delmont 88

### GM C-Body Applications

1965-70 Buick Electra  
1966-70 Cadillac Deville  
1965-70 Cadillac Eldorado  
1965-70 Oldsmobile Ninety Eight

GP001 65-70



**OER** AUTHORIZED

## 1971-76 GM Full Size Convertible Header Bow Guide Pins

Reproduction guide pin set for a variety of GM full size convertible models. Guide pins are necessary for proper alignment and latching of the top. Each 4 piece set includes: 2 pins and 2 mounting screws. Made in USA.

1971-75 Chevrolet Impala  
1971-75 Chevrolet Caprice  
1971-75 Buick LeSabre  
1971-73 Buick Centurion  
1971-75 Pontiac Catalina  
1971-75 Pontiac Grand Ville  
1971-75 Oldsmobile Delta 88  
1971-76 Cadillac Eldorado

GP002 71-76



## 1984-02 GM Multi-Purpose Retaining Pin

Reproduction retaining pin for various 1984-02 GM models. This pin is designed to retain weatherstrips, seals, and convertible top covers. Measures: M4.2 x 1.41 x 15 for a 4.75mm diameter hole.

1991-92 Camaro convertible top cover retainer  
1996-02 Camaro convertible top cover retainer  
1991-92 Firebird convertible top cover retainer  
1996-02 Firebird convertible top cover retainer  
1993-96 Impala/Caprice hood coat seal retainer  
1984-96 Corvette door window weatherstrip retainer  
1984-90 Corvette roof weatherstrip retainer

20540336 84-02



K52011

## 1967-69 GM F-Body Top Boot Clips

Top boot clips are manufactured from a 10% glass filled nylon then heat treated and coated to help eliminate rust for a more durable, longer lasting plastic clip. OER® clip kits come complete with 16 clips and retainers. Packaged in bag with OER® header card.

### Top Boot Clips - Individual

R5279 67-69 made in USA  
K52011 67-69 reproduction

### Top Boot Clips - Set of 16

R5280 67-69 made in USA  
K52010 67-69 reproduction



## 1967-69 Convertible Well Molding Clips

OER® reproduction rear convertible well molding attachment clips. Clips are required to hold the convertible well molding to the body. Quantity will vary depending on the model. For 1967-69 Camaro/Firebird and 1967-69 GM full size passenger models.

1967-69 Impala/SS  
1967-69 Camaro, Firebird

7672609 67-69 individual

R749 67-69 10 piece set



## 1962-63 Chevy II/Nova Convertible Well Molding Clip

Reproduction convertible top well molding clip that attaches the molding around the rear well section on all 1962-63 Chevy II/Nova convertible models. Manufactured in carbon steel with black zinc plating for durability and originality. Prepackaged in OER® poly tube.

13942 62-63

K8070 62-63 set of 12



## 1955-69 GM Conv. Top End Clip

OER® reproduction rear binding end clip for various GM convertible models. These polished stainless steel end clips cover and finishes both ends of the rear window outer top bow binding trim strip. Includes mounting screw. Sold individually. 2 required. Prepackaged in OER® poly tube.

1967-69 Camaro  
1967-69 Firebird  
1955-57 Tri-Five

7614749 55-69 GM



5716613

K703

## 1964-72 GM Conv

### Top Latch Hook and Knuckles

Reproduction convertible latch hook screws into the convertible latch knuckle assembly. Fits all 1964-69 GM convertible models and 1970-72 Impala and Chevelle convertibles. Chrome plated latch hook knuckles feature a die-cast housing which pivots at front of latch mechanism. Latch hook threads into this part. Roll pin included. Fits 1967-69 Camaro/Firebird and 1964-72 GM full size passenger car.

5716613 64-72 hook - 2 req.

K703 64-72 knuckle - LH

K704 64-72 knuckle - RH

# GM Convertible Top Parts



## 1967-69 GM F-Body Convertible Door Alignment Wedges

This set offers all the wedges, shims and screws necessary to help keep the doors aligned on 1967-69 Camaro and Firebird models. 1 set required per car.

K1901 67-69 F-Body



## 1967-69 GM F-Body Top Seals

Reproduction convertible top frame to body seals for 1967-69 Camaro and Firebird convertible models. These seals prevent water drainage into the rear of the body and trunk area. Manufactured from molded rubber with a stamped steel spine as original. Prepackaged in OER® poly tube.

K3477 67-69 F-Body



## 1967-69 GM F-Body Conv. Top Frame Stoppers

Eliminates the problem of the top frame pieces rubbing or meeting when the top is being folded down. Sold in pairs. Prepackaged in OER® bag with header card. Fits 1967-69 Camaro/Firebird models.

4680380 67-69 F-Body



7647137

7647136



7758561

7758560



K480



K481

## 1967-69 GM F-Body Convertible Sun Visor Bracket

Reproduction convertible sun visor brackets. Each bracket is die-cast and features a highly polished chrome surface for 1967 Camaro/Firebird models and satin finish surface for 1968-69 Camaro/Firebird models. Fits all 1967-69 GM F-Body convertibles. These brackets feature the convertible latch knuckle recess. Prepackaged individually in OER® box with GM Restoration Parts™ logo.

7647137	67	LH	polished
7647136	67	RH	polished
7758561	68-69	LH	satin
7758560	68-69	RH	satin
K480	67	LH/RH	polished
K481	68-69	LH/RH	satin



SB001

SB002



## 1963-70 GM Convertible Top Cylinder Bolts

**OER AUTHORIZED**

Reproduction shoulder bolts needed to mount the power top cylinders on GM convertible models. Designed to fit a wide variety of GM full size models from 1963-70. Sold as a pair. Two pair required per car. Made in USA.

### SB001

**GM B-Body Applications**  
1963-68 Chevrolet Impala/Caprice  
1963-68 Buick Lesabre  
1965-68 Buick Wildcat  
1965-68 Pontiac Bonneville  
1965-68 Pontiac Catalina  
1965-68 Oldsmobile Delta 88  
1965-68 Oldsmobile Delmont 88

### GM C-Body Applications

1963-68 Buick Electra 225  
1965-68 Cadillac Deville  
1963-64 Cadillac Series 62  
1965-68 Oldsmobile Ninety Eight

### SB002

**GM B-Body Applications**  
1969-70 Chevrolet Impala/Caprice  
1969-70 Buick Lesabre  
1969-70 Buick Wildcat  
1969-70 Pontiac Bonneville  
1969-70 Pontiac Catalina  
1969-70 Oldsmobile Delta 88  
**GM C-Body Applications**  
1969-70 Buick Electra 225  
1969-70 Cadillac Deville  
1969-70 Oldsmobile Ninety Eight

SB001 63-68

SB002 69-70



## 1967-72 Convertible Top Bolt and Pivot Set

**OER AUTHORIZED**

Reproduction of the rear control link bolt and bushing set used on 1967-69 Camaro and 1968-72 Chevrolet convertible models. This complete set includes all the rear control link bolts and bushings that mounts from the rear control link of the frame to the trim sticks. Set also includes the bolts used to attached the convertible top cylinders to the frame.

1967-69 Camaro  
1967-69 Firebird  
1968-72 Chevy II/Novata

C10008 67-72

# Reproduction GM Floor Pans

## 1967-69 Camaro/Firebird Complete Floor Pan **OER** AUTHORIZED

This unique reproduction is designed to offer the 1967-69 F-Body enthusiast the finest in OEM quality and appearance. No need to weld partial floor pans together or patch floors, this quality EDP coated stamped steel reproduction will replace the whole floor completely and restore it back to original condition. Welding required, professional installation recommended.

*Note: Shipped track freight.*

C9003	67-69	Camaro/Firebird
C9003W	67-69	Camaro/Firebird



## 1967-69 F-Body **OER** AUTHORIZED Convertible Body Pan

Reproduction of the steel body pan for 1967-1969 Camaro and Firebird convertible models. The body pan installs under the transmission tunnel and helps keep the body from flexing. This part was only installed on convertible models. Produced in the correct factory gauge metal to withstand factory tension level specifications. A must for convertible floor restoration.

T5603	67-69
-------	-------



## 1967-69 F-Body **OER** AUTHORIZED Convertible Under Floor Brace

Quality, stamped steel reproduction of the under floor pan brace for 1967-69 convertible models. The original brace is usually rusted out on most vehicles. Replacing this piece is a must when replacing the floor pan.

C310	67-69	F-Body
------	-------	--------



C9002



C9001

## 1967-69 Camaro/Firebird Full Length Floor Pan

Each floor pan is manufactured to exact specifications. Extends from the rear seat section to the firewall extension. Our floor pans feature additional metal which extends upward near the transmission tunnel allowing more coverage than other floor pans currently on the market. Each panel includes the correct drain hole area built right into the panel. The seat track mounting area is not included and must be removed from existing panel and reinstalled on the reproduction panel.

*Note: Shipped double oversize.*

C9002	67-69	LH
C9001	67-69	RH



top view

## 1970-73 Camaro/Firebird Complete Floor Pan **OER** AUTHORIZED

Reproduction of the complete floor pan for all 1970-73 Camaro and Firebird models. Manufactured in high-quality stamped steel, floor pans feature all the correct mounting holes, drain holes and ribbing as original.

*Important: On 1970 models, the emission line holes in the front of the floor pan need to be cut in order for the lines to properly pass through the floor pan. 1971-73 models include the correct holes cutout.*

*Note: Shipped track freight.*

C9007	70-73	without braces
C9009	70-73	with braces



C1046L



C1046R

## 1967-69 F-Body **OER** AUTHORIZED Convertible Floor Pan Braces

Reproduction convertible floor pan braces for 1967-69 convertible models. These high-quality stamped steel reproductions will fit and install just like the originals.

C1046L	67-69	LH
C1046R	67-69	RH

# Reproduction GM Floor Pans



**QER AUTHORIZED**

## 1967 F-Body Firewall Panel with Heater Delete

This is a complete reproduction of the original firewall assembly for 1967 models. This reproduction firewall panel comes complete with correctly formed and punched holes for the hoses, throttle and speedometer cables for easier installation.

*Notes: Shipped truck freight.*

C137C	67
-------	----



14283

14284

## 1967-69 F-Body Firewall to Floor Brace **QER AUTHORIZED**

Stamped steel reproduction of the firewall to floor pan brace. This panel runs from the firewall, down under the vehicle to the floor cross brace on 1969 models.

14283	69	LH
14284	69	RH



M1051L

M1050R

## 1967-69 F-Body Seat Frame Support **QER AUTHORIZED**

Reproduction front seat frame floor support replaces the area under the front bucket seats. Seat frame floor supports are attached to the floor pans to provide a mounting point for the seat frames. Available EDP coated for rust prevention or finished in a special Weld-Thru™ primer that requires minimal preparation.

### **Coupe EDP Coated**

M1051L	67-69	LH
M1050R	67-69	RH

### **Coupe Weld-Thru™**

M1051LW	67-69	LH
M1050RW	67-69	RH

### **Convertible EDP Coated**

14285	67-69	LH
14286	67-69	RH



## 1967-69 F-Body Back Seat Brace **QER AUTHORIZED**

Reproduction rear seat support braces for 1967-1969 models. Replace your bent, rusted, or missing originals with this brand new reproduction set by spot welding them to the rear floor board and package shelf. Braces are designed to attach the package tray to the under seat pan on coupe models only.

T001	67-69	F-Body
------	-------	--------



C1052L

C1052R

## 1967-69 F-Body Front Seat Brace **QER AUTHORIZED**

Reproduction front seat brace for 1967-69 convertible models. These high-quality stamped steel reproductions will fit and install just like the originals.

C1052L	67-69	F-Body	LH
C1052R	67-69	F-Body	RH



C1053L

C1053R

## 1967-69 F-Body Under Rear Seat Brace **QER AUTHORIZED**

Reproduction of the stamped steel brace that goes under the rear seat on the leading edge of the rear seat riser on 1967-1969 models.

C1053L	67-69	F-Body	LH
C1053R	67-69	F-Body	RH



**QER AUTHORIZED**

## 1967-69 Convertible Rear Seat Back Divider Panel

Reproduction rear seat divider for 1967-69 convertible. This panel will completely replace rusted or damaged rear seat back panels also known as the rear seat divider. This is the sheet metal panel which is installed directly behind your upholstered seat back. This reproduction is manufactured from original gauge steel, stamped to fit as original, and is EDP coated to prevent rust.

*Notes: Shipped double overseas.*

C2058	67-69	convertible
-------	-------	-------------

# Reproduction GM Floor Pans



## 1955-57 Convertible Floor Pan AUTHORIZED

Reproduction floor pan for 1955-57 convertible models. Manufactured with quality steel stamped to factory specifications, this floor pan features all under pan bracing and correct contours for a proper fit. EDP coated for rust prevention.

*Note: Shipped truck freight.*

TF400480A 55-57 with braces



## 1961-64 Impala and Full Size Chevrolet Complete Floor Pan Assembly AUTHORIZED

Reproduction floor pan assembly for all 1961-64 Impala and full size Chevrolet models. Each complete floor pan is die formed from heavy gauge galvanized steel and features spot welded under rear seat pans as well as holes and mounting nuts for seat and seat belt attachment. Available in EDP coated for corrosion resistance or in Weld-Thru™ for superior corrosion resistance. 1961-64 floor pans are available with or without full underside bracing attached.

*Note: Shipped truck freight.*

**EDP Coated**

B12020	61-64	without underside bracing
152676	61-64	with underside bracing

**Weld-Thru™**

152676W	61-64	with underside bracing
---------	-------	------------------------



BFP1700L



BFP1700R

## 1961-64 Impala Full Length Floor Pan AUTHORIZED

Each floor pan section is manufactured to exact specifications with extreme detail for originality and quality. The seat track mounting area must be removed from the existing panel and reinstalled on to reproduction panel. EDP coated.

*Note: Shipped truck freight.*

BFP1700L	61-64	Impala LH	64" L x 31" W
BFP1700R	61-64	Impala RH	64" L x 31" W



B1006A



B1005A

## 1965-70 Impala Full Length Floor Pan AUTHORIZED

Exact replacement floor pans for 1965-70 passenger models. Replace your damaged or rusted out floor pans with OER® Authorized high-quality reproductions! Each floor pan section is manufactured to exact specifications with extreme detail for originality and quality. The seat track mounting area must be removed from the existing panel and reinstalled on to reproduction panel. EDP coated.

*Note: Shipped truck freight.*

B1006A	65-70	Impala LH
B1005A	65-70	Impala RH



# Reproduction GM Floor Pans



**OER AUTHORIZED**

## 1962-64 Impala/Full Size Rear Seat Floor Pan

Reproduction rear seat floor pan for 1962-64 full size Chevrolet cars including Impala, Bel Air and Biscayne models. This panel fits between the floor pan and the trunk separator panel. Manufactured to factory specifications. Available with EDP coating for rust prevention or with a Weld-Thru™ coating for superior rust prevention and minimal prep work.

*Note: Shipped double oversize.*

B1714A	62-64	EDP coated
B1714W	62-64	Weld-Thru™ coated



14022



B6842

B6843



B6841



B14179

**OER AUTHORIZED**

## 1961-64 Impala/Full Size Floor Pan Brace

Reproduction floor pan braces are made from top quality steel to exact specifications and will fit just like the original.

*Note: \* Shipped double oversize.*

### Front Floor Brace

14022	61-64	Impala/full size
-------	-------	------------------

### Front Under Seat Floor Braces

B6842	61-64	Impala/full size
-------	-------	------------------

B6843	61-64	Impala/full size
-------	-------	------------------

### Rear Floor Brace

B14179	61-64	Impala/full size
--------	-------	------------------

### Rear Under Seat Floor Brace

B6841	61-64	Impala/full size
-------	-------	------------------

## 1962-76 Chevy II/Nova Full Length Floor Pan

**OER AUTHORIZED**

OER® reproduction floor pans are manufactured to exact specifications featuring the correct ribbing and uncut drain hole areas built right into the panel. You may cut this section out when installing to put the original drain plug back in if desired. These are truly the finest quality floor pans available. The seat track mounting area is not included and must be removed from existing panel and reinstalled on to the reproduction panel. Use plug #1667194 or #1667195, available separately.

*Note: Shipped double oversize.*

E166211	62-67	LH
E166212	62-67	RH
E167211	68-76	LH
E167212	68-76	RH
N6572	68-76	LH and RH



E166211



E167211

## 1967-72 Chevrolet/GMC Truck Complete Floor Pan

**OER AUTHORIZED**

Reproduction of the complete floor pan for 1967-72 Chevrolet or GMC pickup trucks.

Now you can change the whole floor pan rather than piece by piece. This stamped steel, EDP coated panel is manufactured to factory specification and will replace your rusted or damaged original. It comes with all the underside bracing, so you do not have to reuse the ones off the old floor. Designed for 1/2 ton, 2 wheel drive trucks only.

*Note: Shipped truck freight.*

170815	67-72	with under floor braces
--------	-------	-------------------------



## Oval Floor Pan Plug — Metal **OER AUTHORIZED**

Reproduction of the oval metal floor pan plug used by General Motors on various models. Located on both the front and rear floor pans and the trunk floor pan, these plugs are manufactured using heavy gauge steel as original and EDP coated for rust prevention. Sold individually. Use as needed. Overall dimensions: 4-5/8" x 3-5/8".

*Note: Hole locations and quantities may vary by model.*

1667194	fits 3-1/4" x 2-1/4" oval hole
---------	--------------------------------



## Round Floor Pan Plug — Rubber **OER AUTHORIZED**

Reproduction of the round rubber floor pan plug used by General Motors on various models. Located on both the front and rear floor pans and the trunk floor, these plugs are manufactured in the same configuration as original. Sold individually. Use as needed. Overall diameter 2".

*Note: Hole locations and quantities may vary by model.*

1667195	fits 1-3/8" hole
---------	------------------



# Reproduction GM Quarter Panels

Complete quarter panel ready-to-install! This is a 100% correct reproduction of the original. When General Motors discontinued this popular item a few years back, restorers could either pay the high price for an original NOS panel or resort to the overseas quarter skins which were less expensive but difficult to install. OER® changes all the rules by manufacturing an authentic complete quarter panel featuring every component found on the original item. Stamped from new tooling created by OER®. Features original contours and design. Shipped in heavy corrugated box with OER® logo and GM Restoration Parts logo. Officially Licensed by General Motors.

**Note:** Complete quarter panels are shipped truck freight.



**Rear Tail Lamp Area** – Tapered and finished tail lamp area designed to offer sharp contours for an OE appearance.

## 1969 Camaro Coupe Quarter Panel



This is a complete reproduction of the original quarter panel including the sail panel! 100% correct, unlike the 80% panel currently being offered elsewhere. Officially Licensed by General Motors.

**Note:** Complete quarter panels are shipped truck freight.

7779477 69 Camaro LH

7779476 69 Camaro RH



## 1969 Camaro Convertible Quarter Panel



A complete reproduction of the original 1969 Camaro quarter panel! Officially Licensed by General Motors.

**Note:** Complete quarter panels are shipped truck freight.

7779481 69 Camaro LH

7779480 69 Camaro RH



## 1970-73 Camaro Complete Quarter Panel




A correct reproduction of the original quarter panel for 1970-73 Camaro models. All the components of the original quarter panel are redesigned and implemented in this quarter panel. Officially Licensed by General Motors.

**Note:** Complete quarter panels are shipped truck freight.

9868287 70-73 Camaro LH

9868286 70-73 Camaro RH



**E-coating for Rust Prevention** – E-coat rust inhibitor coating is used to prevent surface rust prior to installing. All quarter panels are ready to prep and paint to any desired color.

**Sail Panel Area** – Features complete sail panel just like the original GM quarter panel.

**Side Marker Lamp** – Correct side marker cut-outs are included on all 1968 Firebird quarter panels as shown

**Wheel Opening Contour** – Correct wheel opening contour. Ready to install wheel opening moldings if desired.

**Bumper Bracket Area** – Reinforced bumper bracket area. Same as original!

**Door Jamb Area** – Features crucial door jamb area eliminating unnecessary welding associated with quarter skins. Also has cut-out for vent louver.

**Trunk Gutter Area** – Includes complete finished trunk gutter area as shown making it easy to install weatherstrip and trunk gutter moldings.

## 1967-68 Camaro Coupe and Convertible Quarter Panel



Not just a skin, a complete reproduction of the original quarter panel including the sail panel! Officially Licensed by General Motors.

**Note:** Complete quarter panels are shipped truck freight.

7585085 67 LH coupe

7585084 67 RH coupe

7585087 67 LH convertible

7585086 67 RH convertible


7738673 68 LH coupe

7738674 68 RH coupe

7741302 68 LH convertible

7741301 68 RH convertible

# GM Quarter Panels



## 1967-69 Firebird Coupe Quarter Panel



A complete reproduction of the original 1967-69 Firebird quarter panel! Officially Licensed by General Motors.

*Note: Complete quarter panels are shipped truck freight.*

7702811	67	Firebird	LH
7702810	67	Firebird	RH
7738877	68	Firebird	LH
7738876	68	Firebird	RH
8784181	69	Firebird	LH
8784180	69	Firebird	RH



## 1967-69 Firebird Convertible Quarter Panel



A complete reproduction of the original 1967-69 Firebird convertible quarter panel! Officially Licensed by General Motors.

*Note: Complete quarter panels are shipped truck freight.*

7702813	67	Firebird	LH
7702812	67	Firebird	RH
7741304	68	Firebird	LH
7741303	68	Firebird	RH
7779483	69	Firebird	LH
7779482	69	Firebird	RH



C2350

**OER** AUTHORIZED

## 1967-69 F-Body Quarter Panel and Door Frame

Reproduction of the quarter panel and door frame assembly for 1967-69 Camaro and Firebird coupe models. These unique pieces will replace the frame work around the doors, across the roof line and down the quarter panel to the rear wheel well. Includes: the front kick panel area as well as the inner rear quarter area. Outer rocker panels are also included. EDP coated for rust prevention and welding is required for installation.

*Note: Shipped truck freight.*

C2352	67	LH
C2353	67	RH
C2350	68	LH
C2351	68	RH
C2354	69	LH
C2355	69	RH



C1000L

## 1969 F-Body Convertible Quarter Brace

**OER** AUTHORIZED

Reproduction quarter panel braces for 1969 Camaro and Firebird convertible models. These EDP coated, OE gauge steel panels also include the upper mounting holes for the "cocktail shakers". Welding required for installation.

*Note: Shipped oversize.*

C1000L	69	F-Body	LH
C1000R	69	F-Body	RH



## 1966-72 Nova Quarter Panel

**OER** AUTHORIZED

These complete reproduction quarter panels are manufactured from all-new tooling from correct gauge steel. Each panel features every component found on the original, including correct door jamb area, reinforced bumper bracket area, and correct side marker openings. EDP coated for rust resistance. For 2 door models only.

*Note: Shipped truck freight.*

14339	66-67	LH
14340	66-67	RH
8778517	68-69	LH
8778516	68-69	RH
8756531	70-72	LH
8756530	70-72	RH

# Patch Panels



1668048



1668050

## 1968-72 Chevy II/Nova Quarter Panel Skin

Reproduction quarter panel skin for 1968-72 Chevy II/Nova models. The skin extends to the top crease of the original quarter panel and is cut so it extends to all from the door jamb to the bumper area and includes pre-cut side marker openings. The panel offers a good fit, will install with minimal refitting and will allow application of the wheel opening moldings. Each panel requires welding for installation. Professional installation is recommended to ensure proper fit.

*Note: Shipped truck freight.*

1668049	68-69	LH
1668048	68-69	RH
1668051	70-72	LH
1668050	70-72	RH



B1769A



B1733A

## 1963-64 Impala/Full Size Chevrolet Quarter Panel

Reproduction full quarter panels for 1963-64 full size Chevrolet 2 door hardtop and convertible models. Manufactured in stamped steel, these panels includes the trunk ledge with pre-cut fuel and side marker openings (when applicable). These quarter panels do not include the door jamb area or the sail panel as they were not originally part of the quarter panel. EDP coated for rust prevention.

*Note: Shipped truck freight.*

B1069A	63	LH	2 door hardtop/convertible
B1068A	63	RH	2 door hardtop/convertible
B1733A	64	LH	2 door hardtop/convertible
B1732A	64	RH	2 door hardtop/convertible



NV101L



## 1962-65 Chevy II/Nova Rear Quarter Center Patch Panel

Replacement rear center quarter patch panel for 1962-65 Chevy II/Nova models. Manufactured in the USA using high grade steel as original, these patch panels replace the section of the quarter panel above the rear wheels. Measures: 15" x 38".

NV101L	62-65	LH
NV101R	62-65	RH



NV200L

## 1966-67 Chevy II/Nova Lower Rear Quarter Patch Panel

Replacement lower rear quarter patch panel for 1966-67 Chevy II/Nova models. Manufactured in the USA using high grade steel as original, these patch panels replace the lower rear section of the quarter panel behind the rear wheels. Measures: 8" x 32".

NV200L	66-67	LH
NV200R	66-67	RH



NV201L

## 1966-67 Chevy II/Nova Rear Quarter Center Patch Panel

Replacement rear center quarter patch panel for 1966-67 Chevy II/Nova models. Manufactured in the USA using high grade steel as original, these patch panels replace the section of the quarter panel above the rear wheels. Measures: 13" x 31".

NV201L	66-67	LH
NV201R	66-67	RH

# Chevelle Patch Panels



CH100L



**OER** AUTHORIZED

## 1964-65 Chevelle Lower Rear Quarter Patch Panel

Replacement lower rear quarter patch panel for 1964-65 Chevelle models. Manufactured in the USA using high grade steel as original, these patch panels replace the lower rear section of the quarter panel behind the rear wheels. Measures: 7-3/4" x 29-1/2".

CH100L	64-65	Chevelle	LH
CH100R	64-65	Chevelle	RH



CH101L



**OER** AUTHORIZED

## 1964-65 Chevelle Rear Quarter Center Patch Panel

Replacement rear center quarter patch panel for 1964-65 Chevelle models. Manufactured in the USA using high grade steel as original, these patch panels replace the section of the quarter panel above the rear wheels. Measures: 12-7/8" x 29-1/4".

CH101L	64-65	Chevelle	LH
CH101R	64-65	Chevelle	RH



CH200L



**OER** AUTHORIZED

## 1966-67 Chevelle Lower Rear Quarter Patch Panel

Replacement lower rear quarter patch panel for 1966-67 Chevelle models. Manufactured in the USA using high grade steel, these patch panels replace the lower rear section of the quarter panel behind the rear wheels. Measures: 11-1/4" x 33-1/4".

CH200L	66-67	Chevelle	LH
CH200R	66-67	Chevelle	RH



CH201L



**OER** AUTHORIZED

## 1966-67 Chevelle Rear Quarter Center Patch Panel

Replacement rear center quarter patch panel for 1966-67 Chevelle models. Manufactured in the USA using high grade steel as original, these patch panels replace the section of the quarter panel above the rear wheels. Measures: 13-1/4" x 37".

CH201L	66-67	Chevelle	LH
CH201R	66-67	Chevelle	RH



CH300L



**OER** AUTHORIZED

## 1968 Chevelle Lower Rear Quarter Patch Panel

Replacement lower rear quarter patch panel for 1968 Chevelle models. Manufactured in the USA using high grade steel as original, these patch panels replace the lower rear section of the quarter panel behind the rear wheels. Measures: 10-1/8" x 29-1/2".

CH300L	68	Chevelle	LH
CH300R	68	Chevelle	RH



CH300RL



**OER** AUTHORIZED

## 1969 Chevelle Lower Rear Quarter Patch Panel

Replacement lower rear quarter patch panel for 1969 Chevelle models. Manufactured in the USA using high grade steel as original, these patch panels replace the lower rear section of the quarter panel behind the rear wheels. Measures: 8-1/4" x 26-3/4".

CH300BL	69	Chevelle	LH
CH300BR	69	Chevelle	RH

# Patch Panels



CH301L



OER AUTHORIZED

## 1968-69 Chevelle Rear Quarter Center Patch Panel

Replacement rear center quarter patch panel for 1968-69 Chevelle models. Manufactured in the USA using high grade steel as original, these patch panels replace the section of the quarter panel above the rear wheels. Measures: 15-3/4" x 42-1/8".

CH301L	68-69	Chevelle	LH
CH301R	68-69	Chevelle	RH



CH301L



OER AUTHORIZED

## 1968-72 El Camino Rear Quarter Center Patch Panel

Replacement rear center quarter patch panel for 1968-72 El Camino models. Manufactured in the USA using high grade steel as original, these patch panels replace the section of the quarter panel above the rear wheels. Measures: 15-3/4" x 42-1/8".

CH301L	68-72	El Camino	LH
CH301R	68-72	El Camino	RH



CH401L



OER AUTHORIZED

## 1970-72 Chevelle Rear Quarter Center Patch Panel

Replacement rear center quarter patch panel for 1970-72 Chevelle models. Manufactured in the USA using high grade steel as original, these patch panels replace the section of the quarter panel above the rear wheels. Measures: 12-1/4" x 37-1/8".

CH401L	70-72	Chevelle	LH
CH401R	70-72	Chevelle	RH



CH300EL



OER AUTHORIZED

## 1968-72 El Camino Lower Rear Quarter Patch Panel

Replacement lower rear quarter patch panel for 1968-72 El Camino models. Manufactured in the USA using high grade steel as original, these patch panels replace the lower rear section of the quarter panel behind the rear wheels. Measures: 10-1/2" x 35-1/2".

CH300EL	68-72	El Camino	LH
CH300ER	68-72	El Camino	RH



CH400L



OER AUTHORIZED

## 1970-72 Chevelle Lower Rear Quarter Patch Panel

Replacement lower rear quarter patch panel for 1970-72 Chevelle models. Manufactured in the USA using high grade steel as original, these patch panels replace the lower rear section of the quarter panel behind the rear wheels. Measures: 12-3/4" x 31".

CH400L	70-72	Chevelle	LH
CH400R	70-72	Chevelle	RH



CH600EL



OER AUTHORIZED

## 1978-87 El Camino Lower Rear Quarter Patch Panel

Replacement lower rear quarter patch panel for 1978-87 El Camino models. Manufactured in the USA using high grade steel as original, these patch panels replace the lower rear section of the quarter panel behind the rear wheels. Measures: 10-3/4" x 31".

CH600EL	78-87	El Camino	LH
CH600ER	78-87	El Camino	RH

# Quarter Panel Parts

## 1968-81 F-Body Door Jamb Vent Grill

68 Restoration Parts

Reproduction of the original door jamb vent grill for all 1968-81 Camaro and Firebird models. Manufactured using rigid ABS plastic, this vent grill installs in the door jamb area of the quarter panel and covers the opening in the center. We now offer the replacement style without backing vent or the complete OEM style vent that includes the backing section and rear vent flap assembly as original.



8788235

### Without Backing Vent

K921	68-69	F-Body
------	-------	--------

### With Backing Vent

7738648	68-69	F-Body
8788235	70-81	F-Body

## 1967-69 Camaro/Firebird Convertible Inner Side Panel

Reproduction of the original steel convertible inner side wall panels. These panels curve around the area where the convertible top frame folds down and are located directly above the rear armrest section. Includes the entire metal section behind the rear side armrests. For use with Camaro or Firebird convertibles.



K508

**Note:** Upholstery material not included with panels, sold separately.

K509	67-69	F-Body	LH
K508	67-69	F-Body	RH

## 1967-69 Camaro/Firebird Rear Inner Side Armrest Panel

Zinc-plated reproduction of the steel rear armrest panels. Fits all 1967-69 Firebird models and Camaro coupe models with deluxe interiors and/or fold down rear seats feature rear side armrest panels as well as 1967-69 convertible models.

**Notes:** Modification to the airstair holes are required when using the larger 1967 airstairs. (Holes must be enlarged.) No modifications are necessary when using 1968-69 airstairs.



K505

### Coupe Models

K505	67-69	F-Body	LH
K504	67-69	F-Body	RH

### Convertible Models

K507	67-69	F-Body	LH
K506	67-69	F-Body	RH

## 1969 F-Body Complete Wheelhouse Panel

OER AUTHORIZED

Reproduction complete wheelhouse assemblies for 1969 Camaro and Firebird models. These panels are made to factory specifications and will replace the entire wheelhouse correctly. Fits coupe and convertible models. Available in standard width or for mini-tubs. Comes EDP coated for rust prevention or finished in a special Weld-Thru™ primer that requires minimal preparation.



1667332 - outer view

**Note:** Shipped double oversize.

### Mini-Tub Width - EDP Coated

1667334	69	RH
1667335	69	RH

### Weld-Thru™

1667334W	69	RH
1667335W	69	RH

### Standard Width

1667332	69	LH
1667333	69	RH

## 1967-69 F-Body Inner Wheelhouse Panel

OER AUTHORIZED

Exact reproduction inner wheelhouse panels for 1967-69 Camaro and Firebird models. These top quality, stamped steel panels are made to factory specifications. EDP coated for rust prevention. Fits coupe and convertible models.



C113R

**Note:** Shipped double oversize.

C113L	67	F-Body	LH
C113AL	68-69	F-Body	LH
C113R	67-69	F-Body	RH

## 1970-81 Camaro Inner Wheelhouse

OER AUTHORIZED

Reproduction of the inner wheelhouse for all 1970-81 Camaro models. Installs between the trunk area and the outer wheelhouse. Manufactured from stamped steel and EDP coated for rust prevention.



1667196

**Note:** Shipped truck freight.

1667197	70-81	Camaro	LH
1667196	70-81	Camaro	RH

## 1962-65 Chevy II/Nova Outer Wheelhouse

OER AUTHORIZED

Correct reproduction of the original outer wheelhouse panel for use with 1962-65 Chevy II/ Nova models. Each panel is an exact duplicate of the original. EDP coated for rust prevention.



C2466

**Note:** Shipped oversize.

C2466	62-65	Chevy II/Nova	LH
C2465	62-65	Chevy II/Nova	RH

## 1967-69 F-Body Outer Wheelhouse Panel

OER AUTHORIZED

Exact reproduction outer wheelhouse panels for 1967-69 Camaro and Firebird models. These top quality, stamped steel panels are made to factory specifications and will replace the outer wheelhouse correctly. Available in EDP coated or Weld-Thru™ primer for superior rust prevention. Fits coupe and convertible models.



CM2519

**Note:** Shipped double oversize.

### EDP Coated

1667331	67-68	F-Body	LH
1667330	67-68	F-Body	RH
CM2520	69	F-Body	LH
CM2519	69	F-Body	RH

### Weld-Thru™

1667331W	67-68	F-Body	LH
1667330W	67-68	F-Body	RH
CM2520W	69	F-Body	LH
CM2519W	69	F-Body	RH

## 1961-64 Wheelhouse Box Brace

OER AUTHORIZED

Reproduction of the original rear wheelhouse box brace that attaches at the rear of the wheelhouse section on 1961-64 models. Also known as the rear body to frame support, or the wheel well brace. This item is manufactured in heavy gauge steel, welds to the inner wheelhouse beneath the trunk floor, and features the nut for the rear body bolt.



B68454

### EDP Coated

B6844A	61-64	LH
B6845A	61-64	RH

### Weld-Thru™

B6844W	61-64	LH
B6845W	61-64	RH

# Reproduction GM Trunk Pans



13991

## 1967-69 GM F-Body

### Rear Frame Rail **OER** AUTHORIZED

Maintain the structural integrity of your 1967-69 Camaro or Firebird by replacing damaged, bent or rusted frame rails. Each frame rail is 68" long and covers the entire area from the under rear seat floor pan to the rear tail panel. Welding is required, professional installation recommended. Comes EDP coated for rust prevention or finished in a special Weld-Thru™ primer that requires minimal preparation, eliminates corrosion between overlapped panels, and promotes superior weld characteristics.

*Note: Shipped oversize.*

*EDP Coated*

14397	67	LH
14398	67	RH
13990	68-69	LH
13991	68-69	RH

*Weld-Thru™*

14397W	67	LH
14398W	67	RH
13990W	68-69	LH
13991W	68-69	RH



C338

## 1967-69 Camaro/Firebird

### Full Trunk Pan **OER** AUTHORIZED

Reproduction of the trunk floor pan for 1967-69 F-Body models. This trunk pan will replace your trunk floor including the tail pan braces, floor braces, side trunk floor extensions and forward panel up to the rear seat divider. The lower side panels are also required for a complete replacement. The panel comes EDP coated and ready for installation.


*Note: Shipped truck freight.*

C338	67
C337	68
C339	69

## 1967-69 Camaro/Firebird Center Trunk Floor Pan

Each trunk pan is reproduced to factory specifications and replaces the entire bottom portion of the trunk area. The pan also includes correct reinforcement seams built in the panel for added support. You can purchase the standard style trunk pan or the extended style as listed below. Trunk extensions and lower trunk sides are also required when replacing the complete trunk floor.

*Note: Shipped double oversize*



47-1/4"

C238

30-1/2"

C138	67-68	F-Body	trunk pan
C238	69	F-Body	47-1/4" x 30-1/2"

## 1970-73 Camaro/Firebird Center Trunk Floor Pan

### **OER** AUTHORIZED

Reproduction trunk pans for 1970-73 F-Body models. Each trunk pan is reproduced to factory specifications and will replace the entire bottom portion of the trunk area. The pan also includes correct reinforcement seams built in the panel for added support.

37-1/2" high x 48" wide.

*Note: Shipped truck freight.*



1667336

1667336	70-73	F-Body	37-1/2" x 48"
1667194	70-73	F-Body	metal plug



C109L



E306

## 1967-81 GM F-Body Trunk Lower Side Panel **OER** AUTHORIZED

The 1967-81 Camaro/Firebird lower side panels are exact reproductions of the original panels. These panels will replace the sheet metal area on the sides of the trunk pan where trunk pan drops off and meets the lower rear quarter panel.

C109L	67-68	F-Body	LH
C109R	67-68	F-Body	RH
C209L	69	F-Body	LH
C209R	69	F-Body	RH
E307	70-73	F-Body	LH
E306	70-73	F-Body	RH
E501	74-81	F-Body	LH
E502	74-81	F-Body	RH



## 1968-72 Chevy II/Nova Center Trunk Pan

**OER AUTHORIZED**

Reproduction of the center trunk pan for all 1968-72 Chevy II/Nova models. Each trunk pan is manufactured to factory specifications and will replace the entire bottom portion of the trunk area. The pan also includes correct reinforcement braces built in the panel for added support.

*Note: Shipped double oversize.*

C6834 68-72 Chevy II/Nova



## 1961-64 Impala/Full Size Trunk Well Panel

**OER AUTHORIZED**

This reproduction panel will repair the entire center section up to where it meets the top of the trunk panel. Features correct contours, drain openings, correct gauge sheet metal and includes the gas tank mounting braces. Finished in EDP coating for corrosion protection.

*Note: Shipped double oversize.*

152626 61-64 Impala/full size



## 1961-64 Impala/Full Size Trunk Floor Panel

**OER AUTHORIZED**

OER<sup>®</sup> Authorized reproduction upper trunk floor panel covers the area from behind the rear seat back to the lower trunk floor between the wheelhouses. Manufactured in original gauge steel and designed for an exact replacement. EDP coated for rust prevention.

*Note: Shipped truck freight.*

B1740A 61-64 Impala/full size



## 1963 Impala/Full Size Full Trunk Floor Pan

**OER AUTHORIZED**

Reproduction complete trunk floor assembly for 1963 Full size Chevrolet

cars including Impala, Bel Air and Biscayne models. Manufactured with original gauge steel featuring side drop-off extensions and the rear cross brace. Available with EDP coating for rust prevention or with a Weld-Thru<sup>™</sup> coating for superior rust prevention and minimal prep work.

*Note: Shipped truck freight.*

B6263 63 Impala/full size EDP coated  
B6263W 63 Impala/full size Weld-Thru<sup>™</sup> coated



## 1963-64 Impala/Full Size Trunk Floor Outer Panel

**OER AUTHORIZED**

Stamped to factory specifications in quality steel this replacement outer trunk floor features correct ribbing and contours for a correct installation and fit.

*Note: Shipped truck freight.*

B1716A 63-64 Impala/full size



B11021



B11027

## 1963-64 Impala/Full Size Trunk Filler Panel

**OER AUTHORIZED**

Correct reproduction of the original trunk filler panel that covers the area between the side trunk floor to the bottom of the quarter panel. Also referred to as a trunk drop off or trunk extension.

B11021 63 Impala/full size LH  
B11022 63 Impala/full size RH  
B11027 64 Impala/full size LH  
B11028 64 Impala/full size RH



**OER AUTHORIZED**

## 1961-64 Impala/Full Size Trunk Floor Brace

This reproduction trunk floor brace, also known as the rear cross rail, for all 1961-64 full size models except station wagons, mounts under the trunk floor at the rear of the trunk to provide support for the rear floor area. Built to original specifications with heavy gauge steel that exceeds OEM quality. EDP coated for rust prevention.

*Note: Shipped double oversize.*

B6164 61-64 Impala/full size except wagon



B13153

## 1963-64 Impala/Full Size Tail Panel

**OER AUTHORIZED**

Replace the often rusty tail panel on your 1963-64 full size Chevy model. This replacement panel, also known as the tail pan, fits below the trunk lid at the rear bumper and will fit all full size models. Includes 3 mounting braces.

B13153 63 Impala/full size includes braces  
B13154 64 Impala/full size includes braces

# GM Trunk Components



K254



K252

## 1967-69 Camaro/Firebird Tail Panel/Trunk Brace

For 1967-69 Camaro/Firebird models. Mounts between the trunk floor and tail panel. This quality stamped steel piece acts as a brace for the tail panel as well as the trunk latch assembly.

K254	67-68	F-Body
K252	69	F-Body



8733875



4544749

Restoration Parts

## 1967-69 Camaro/Firebird Trunk Lock Retainer

Reproduction trunk lock retainer for all 1967-69 Camaro models. Each lock retainer is individually packaged in OER® bag with header card.

4544749	67-68	Camaro/Firebird
8733875	69	Camaro only

## 1968-70 Chevy II/Nova Trunk Latch Striker Anchor

### AUTHORIZED

Reproduction trunk latch striker anchor for 1968-70 Chevy II/Nova models.

This anchor is welded to the center of the rear body panel inside the trunk and the latch striker is then bolted on. Manufactured in stamped steel and EDP coated for rust prevention.



detail view welded to rear panel inside the trunk

7678550	68-70	Chevy II/Nova
---------	-------	---------------

## 1959-72 GM Trunk Lid Latch

OER® reproduction of the original trunk lid latch assembly originally installed on the following models (except station wagons and El Camino);

1959-70	B-Body
1962-71	X-Body
1964-72	GM A-Body
1967-69	F-Body

4753019	59-72	GM
---------	-------	----



## 1970-81 GM Trunk Lid Latch AUTHORIZED

OER® reproduction of the original trunk lid latch assembly originally installed on the following GM models (except station wagons and El Camino).

1971-75	GM B-Body
1972-75	GM X-Body
1973-77	GM A-Body
1976-81	GM F-Body



20291279	70-81	GM
----------	-------	----

## 1962-96 GM Rubber Trunk Floor Pan Plug

These rubber plugs are designed to keep air and water from entering the trunk area. They are also used in other locations including tail gate, floor pans, lock and hinge pillars, roof panels and crossmembers on various models throughout the GM line from 1962-96.



4805844



4805843

4805844	3/4" I.d. Hole
4805843	1 1/16" I.d. Hole

4805844	62-96	GM
4805843	65-78	GM

## 1991-96 Chevrolet Trunk Lid Drain Hole Plug

Reproduction trunk lid drain hole plug for 1991-96 full size Chevrolet Impala and Caprice models. Manufactured from rubber as original, these install on the underside of the trunk lid. Prepackaged in OER® poly tube.



20375991	91-96	Chevrolet	10mm
----------	-------	-----------	------

## 1971-81 GM Trunk and Wheelhouse Access Plug

Trunk floor drain plug and wheelhouse access plug for 1971-81 Camaro/Firebird and other models throughout the GM line. 3/4" i.d. hole



9731275	71-81	GM
---------	-------	----

# GM Trunk Components

## OER® Trunk Spatter Paint

Correct spatter paint to completely cover the entire trunk area as original. If you are replacing your trunk pan, then spraying the trunk is a must, even if you're installing a trunk mat. We now offer trunk spray in 3 original colors and a clear top coat! 11 oz. spray can.

**Important:** This product is not water resistant and must be used with part #K51497 trunk spatter clear topcoat for a water-resistant finish.



K51496



K51499



black/gray



aqua/black



gray/white

K51496	67-71	black/gray
K51499	67-71	aqua/black
K51498	72-81	gray/white
K51497	67-81	clear top coat

## 1970-73 Camaro Trunk Lock Bezel



Reproduction of the chrome trunk lock bezel for all 1970-73 Camaro models.

*Notes: Gasket available separately.*

9659628 70-73 Camaro



## 1970-73 Camaro Trunk Lock Bezel Gasket



Excellent reproduction of the original trunk lock bezel gasket for your 1970-73 Camaro. A must when replacing the chrome bezel or resealing your original against the elements.

K946 70-73 Camaro



## 1962-91 GM Door/Trunk Lock Cylinder Retainer

This retainer is necessary to hold the door, trunk or tail gate lock cylinder in the correct position. Fits most models across the GM car and truck lines from 1962-91.

1967-87 Camaro  
1962-79 Chevy II/Novo  
1973-91 Truck (exc. 88-91 CK)

1967-85 Firebird  
1970-81 Corvette



9728247 62-91 GM

## 1967-81 Chevrolet/Pontiac Trunk Lock Cylinder Gasket

Correct trunk lock cylinder gasket for 1967-81 Camaro and Firebird models.

4471426 For Models:  
1965-71 full size  
1967-69 Camaro  
1967-69 Firebird

1965-71 Chevelle  
1967-81 Chevy II/Novo

K941 For Models:  
1974-81 Camaro  
1969 & 74-81 Firebird



K941

4471426	67-69	Chevrolet/Pontiac	molded reproduction
K941	74-81	Chevrolet/Pontiac	die-cut

## 1967-74 Camaro Spare Tire Clamp Anchor Plate

Be sure to protect your spare tire from unnecessary movement by checking your anchor plate. Acts as a clamp by holding the spare tire hold down rod in place after the nut is tightened. For all 1967-74 Camaro models. Prepackaged in OER® polybag.



20066400 67-74 Camaro



## 1967-81 Camaro Spare Tire Hold Down Rod

Original style hold down bar for all 1967-1981 models. Depending on the application, customer may need to trim the hold down rod to the desired size. Includes extra threading for this purpose.

364993 67-81 Camaro

## 1967-81 Camaro Spare Tire Hold Down Rod Nut

OER® reproduction hold down wing nut for all 1967-1981 Camaro models and other various models throughout the GM line. Prepackaged in OER® chipboard box.



9785616 67-81 Camaro

## 1970-81 GM F-Body Trunk Hinge Torque Rod

OER® reproduction trunk hinge torque rods are manufactured as original from precision bent steel. They fit all 1970-81 Camaro and Firebird models. These rods are designed to hold the trunk lid up when open.

9868539	70-81	LH	with or without rear spoiler
9868538	70-81	RH	without rear spoiler
9868540	70-81	RH	with rear spoiler



9868540

## 1974-77 Camaro Rear Valance Panel

Reproduction rear valance panel for 1974-77 Camaro models. This panel is manufactured to OEM specifications for correct appearance and fit. Each panel is EDP coated, ready-to-install, prep and paint.

*Notes: Shipped overseas.*

CM6352 74-77 Camaro



# GM Rear Body Panels



7710985



9839816

## 1967-73 Camaro Rear Body Panel **OER** AUTHORIZED

Reproduction rear body panels for 1967-73 Camaro models. Each panel is EDP coated, ready-to-install, prep and paint. RS back-up lamps must be cut.

**Important:** These panels are available stamped from the tooling used in recent years to produce good, quality OE spec panels or stamped from new tooling, giving a better quality panel with cleaner lines.

**Note:** Shipped double oversize.

7710985	67-68	
82354	67-68	manufactured from NEW tooling
8716470	69	
9839816	70-73	



20038371

## 1974-81 Camaro Inner Rear Body Panel **OER** AUTHORIZED

Reproduction inner rear body panel for 1974-81 Camaro models. This panel is manufactured to OEM specifications for correct appearance and fit. Each panel is EDP coated, ready-to-install, prep and paint.

**Note:** Shipped double oversize.

966207	74-77	Camaro
20038371	78-81	Camaro



152790

## 1967-69 Camaro RS Rear Body Panel **OER** AUTHORIZED

Reproduction rear body panels for 1967-69 Camaro Rally Sport models. These panels are manufactured from OE gauge steel to original specifications in the correct configuration for each respective year. Each panel features correct contours, pre-cut emblem holes, cutouts for tail lamps, RS back-up lamps, and correct bumper guard mounting points.

**Note:** Shipped double oversize.

152790	67-68	Camaro RS
15881	69	Camaro RS



## 1967-68 Firebird Rear Body Panel **OER** AUTHORIZED

**Note:** Shipped double oversize.

F9851258	67-68	Firebird
----------	-------	----------



**OER** AUTHORIZED

## 1967-69 F-Body Convertible Upper Inner Rear Body Panel

Reproduction of the upper rear inner body panel assembly, which installs between the top well area and trunk lid, under the upper rear outer body panel on 1967-1969 convertible models. Features the inner panel, inner panel to wheelhouse braces, trunk lid hinges and torsion bars with ribbed plastic sleeving.

**Note:** Shipped double oversize.

C831	67-69	F-Body	convertible
------	-------	--------	-------------



1667113

**OER** AUTHORIZED

## 1967-69 GM F-Body Upper Rear Body Panel

Reproduction upper rear body panel which installs between the rear window and the trunk lid on the outer body. The partial panels are for Camaro and Firebird coupe only. Each panel is carefully packaged to prevent damage during shipping. Comes EDP coated for rust prevention or finished in a special Weld-Thru™ primer that requires minimal preparation, eliminates corrosion between overlapped panels, and promotes superior weld characteristics.

**Note:** Shipped oversize.

T667113	67-69	F-Body	partial style coupe
C1201	67-69	F-Body	complete coupe
C1201W	67-69	F-Body	complete coupe - Weld-Thru™
C2364	67-69	F-Body	complete convertible



## 1970-81 GM F-Body Upper Rear Panel **OER** AUTHORIZED

Reproduction stamped steel upper rear body panel which installs between the rear window and the trunk lid on the outer body. This is a commonly rusted sheet metal panel. Usually rusts out close to the back glass area. This replacement panel will install on all 1970-81 Camaro and Firebird models. Each panel is EDP coated, ready-to-install, prep and paint.

**Note:** Shipped oversize.

8780126	70-81	F-Body
---------	-------	--------



### 1967-69 F-Body Package Tray Panel Brackets OER AUTHORIZED

Reproduction package shelf panel brackets, also known as braces, or trunk lid hinge extensions for 1967-69 Camaro and Firebird coupe models. These brackets mount underneath the rear package shelf panel and attaches to the rear wheelhouse and the back seat brace. For coupe models only.

1050	67-69	F-Body	coupe
------	-------	--------	-------



### 1967-69 F-Body Trunk Hinges OER AUTHORIZED

Reproduction of the original trunk lid hinges for 67-69 Camaro and Firebird models. Correct reproduction of original attaches to trunk lid and upper rear body panel allowing the trunk lid to open and close smoothly as original.

1049	67-69	F-Body
------	-------	--------



### 1967-68 Camaro Rear Inner Valance Panel OER AUTHORIZED

Reproduction inner sheet metal extension which inserts behind the rear body panel. This panel acts as a support for the rear outer body panel and mates directly behind it. Each panel is manufactured to the correct configurations for a precise fit.

*Note: Shipped double oversize.*

K253	67-68
------	-------



### 1969 Camaro/Firebird Rear Inner Valance Panel OER AUTHORIZED

Reproduction inner sheet metal extension which inserts behind the rear body panel. This panel acts as a support for the rear outer body panel and mates directly behind it. Each panel is manufactured to the correct configurations for a precise fit. For use on all 1969 models regardless of options.

*Note: Shipped double oversize.*

C7624	69	F-Body
-------	----	--------



### 1970-73 Camaro Rear Valance Panel OER AUTHORIZED

Reproduction rear valance panel for 1970-73 Camaro models. This panel is manufactured to OEM specifications for correct appearance and fit. Each panel is EDP coated, ready-to-install, prep and paint.

*Note: Shipped oversize.*

CM6351	70-73	Camaro
--------	-------	--------



N2101



N2102

### 1962-65 Chevy II/Nova Tail Lamp Panels OER AUTHORIZED

Reproduction tail lamp mounting panels for 1962-65 Chevy II/Nova models except station wagons.

*Note: Modifications necessary for 1965 models.*

N2101	62-65	Chevy II/Nova	LH
N2102	62-65	Chevy II/Nova	RH



### 1968-72 Chevy II/Nova Rear Package Tray Panel

OER® reproduction rear package tray panel for 1968-72 Chevy II/Nova models. Manufactured to factory specifications from new steel tooling, featuring pre-made speaker openings and EDP coated for rust prevention. Prepackaged in OER® box.

*Note: Shipped double oversize.*

153331	68-72	Chevy II/Nova
--------	-------	---------------



8785408

### 1968-72 Nova Tail Lamp Panel OER AUTHORIZED

OER® reproduction rear tail lamp panel for 1968-72 Chevy II/Nova models. Will install on all Chevy II/Nova models. Stamped to original dimensions for correct fit and easy installation of tail light lenses. Each panel is EDP coated, ready-to-install, prep and paint.

*Note: Shipped oversize.*

7736116	68-69	Nova
8785408	70-72	Nova

# GM Trunk Lids/Tailgates



**OER** AUTHORIZED

## 1967-69 GM F-Body OEM Reproduction Trunk Lid

This reproduction is one of the highest quality 1967-69 Camaro and Firebird trunk lids on the market today. Manufactured with all new tooling using OEM gauge steel to ensure a more authentic appearance and fit. Will replace the trunk lid on all 1967-69 models. Holes must be drilled for rear spoiler installation. Each panel is EDP coated, ready to prepare for primer and paint.

*Note: Shipped double oversize.*

K4170	67-69	Camaro
K4170	67-69	Firebird



9819030

## 1967-81 Camaro/Firebird Trunk Lid **OER** AUTHORIZED

Reproduction trunk lid for 1967-81 Camaro and Firebird. Manufactured to OEM specifications for an original appearance and fit. Comes EDP coated, ready to prepare for primer and paint. Can be used with or without emblems or spoilers.

*Note: Shipped double oversize.*

8783521	67-69
9819030	70-81



N249

## 1962-87 GM X-Body Trunk Lid **OER** AUTHORIZED

Each 1962-74 Chevy II/Nova trunk lid is produced with high grade, factory gauge steel finished in a matte black EDP coat and ready to prep and paint. This trunk lid also features the correct stamped opening for the lock cylinder assembly and full underside bracing as original. 1968-74 trunk lids fit all GM X-Bodies.

*Note: Shipped truck freight.*

N249	62-64	OE #4896947
N250	65	OE #4488606
7661139	66-67	
87367118	68-74	except hatchback



B1770



B1771A



B1772

## 1963-64 Impala/Full Size Trunk Lid **OER** AUTHORIZED

Reproduction trunk lids for 1963 Impala and 1964 Impala, Bel Air and Biscayne models. Stamped from quality steel to factory specifications, these all steel trunk lids feature the correct understructure for originality. EDP coated for rust prevention.

B1770	63	Impala
B1771A	64	Impala
B1772	64	Bel Air/Biscayne



## 1954-87 Stepside Pickup Tailgate **OER** AUTHORIZED

Reproduction tailgate without lettering for 1954-87 Chevrolet/GMC stepside pickup models. Each tailgate is manufactured to exact specifications for a perfect fit when replacing the damaged or rusted original. EDP coated for rust prevention, ready to prepare for primer and paint. Each tail gate is prepackaged in OER<sup>®</sup> box.

*Note: Shipped double oversize.*

T70257	54-87	Chevrolet/GMC stepside pickup
--------	-------	-------------------------------

# GM Tailgates



CX1351



T70262

**OER** AUTHORIZED

## 1958-72 Fleetside Pickup Tailgate 1973-91 Blazer/Jimmy Tailgate

Reproduction tailgate without lettering for 1958-72 Chevrolet/GMC fleetside pickup and 1973-91 Blazer and Jimmy models. Each tailgate is manufactured to exact specifications for a perfect fit when replacing the damaged or rusted original. EDP coated for rust prevention. Available with or without lettering. Prepackaged in OER® box.

*Note: Shipped double oversize.*

### Fleetside Truck Tailgate

3751788	58-66	Chevrolet
170321	67-72	without lettering
CX1351	67-72	Chevrolet
CX1352	67-72	GMC

### Blazer/Jimmy Tailgate

170262	73-81	with removable top
170262	82-91	all



pull out handle to roll down window

**OER** AUTHORIZED

## 1973-91 SUV Tailgate Window Handle

Reproduction tailgate window handle for 1973-91 Blazer and Suburban models. Mounts in the center of the tailgate. Die-cast manufactured with chrome-plating for an original fit and appearance.

17124	73-91	SUV
-------	-------	-----

## 1981-91 GM Truck Tailgate Handle

**OER** AUTHORIZED

Reproduction die-cast tailgate handle for 1981-91 pickup trucks, Suburban, Blazer, and Jimmy models.

15569031	81-91	GM truck
----------	-------	----------



15991785



170589



15991786



170590

**OER** AUTHORIZED

## 1988-05 GM Truck Tailgate Handle/Bezel

Reproduction die cast tailgate handles and the plastic bezels for 1988-05 pickup trucks, Suburban, Tahoe, Yukon, and Escalade models.

### Tailgate Handles

15991785	88-00
170589	99-05

### Tailgate Handle Bezels

15991786	88-00
170590	99-05

## 1992-94 GM SUV Rear Outer Door Handle

Reproduction die-cast outer door handle for the split style rear gate on 1992-94 Blazer, Tahoe, and Yukon (without Denali Package), and 1992-94 Suburban.

*Note: For models with split style rear gate.*

15991778	92-94	GM SUV
----------	-------	--------



## 1992-00 GM SUV Tailgate Handle

**OER** AUTHORIZED

Reproduction die-cast outer door handle for the overhead style rear gate on 1992-2000 Blazer, Tahoe, and Yukon (without Denali Package), and 1992-99 Suburban.

*Note: For models with overhead style rear gate.*

15050669	92-00	GM SUV
----------	-------	--------



# Reproduction Rear Spoilers



## 1967-81 Camaro/Firebird OER® Rear Spoiler



These OER® top quality reproduction bolt-on rear spoilers for 1967-81 Camaro and Firebird models are manufactured to exact specifications including correct threaded studs allowing easy replacement into existing holes. 1970-78 rear spoilers are designed with adjustable mounting bolts allowing the short (Z28 one piece) spoiler to fit into the holes of a trunk lid originally designed for a (tall) 3 piece spoiler. Rear spoilers are manufactured in fiberglass material just like original. Each rear spoiler is shipped in a specially designed OER® box with the GM Restoration Parts® logo.

*Note: Shipped double oversize.*

### Camaro/Firebird

3916633	67-68	center
3949798	69	center
480161	70-81	center

### Z28

3974538	70-73	low
---------	-------	-----

### Camaro

3990475	70-73	LH
3990476	70-73	RH
339433	74-81	LH
339434	74-81	RH

### Firebird

493688	70-78	LH
493687	70-78	RH
10012084	79-81	LH
10012083	79-81	RH



## 1967-73 Camaro Rear Spoiler Hardware

When adding or replacing a rear spoiler on 1967-73 Camaro models, be sure you have the correct installation hardware to mount it. This set gives you everything you need to install an OER® reproduction spoiler on the years listed below.

E269A	67-69	all
E391	67-69	mounting studs
E269A	70-73	w/1 pc rear spoiler



## 1970-81 Camaro/Firebird OER® Rear Spoiler Kit

These OER® top quality reproduction bolt-on 3 piece rear spoilers kits for 1970-81 Camaro and Firebird models are the easiest and most inexpensive way to purchase a complete rear spoiler. Includes center, LH and RH spoilers for each year listed below. Each rear spoiler is shipped in a specially designed OER® box.

### 1970-81 Rear Spoiler Kits

R352	70-73	Camaro	3 piece
R353	74-81	Camaro	3 piece
R354	70-78	Firebird	3 piece
R365	79-81	Firebird	3 piece



## 1982-85 Trans Am Rear Deck Spoiler



Reproduction of the factory pedestal style rear deck spoiler that is correct for 1982-85 Trans Am models. Manufactured in durable high-quality fiberglass as original, this spoiler does not have a provision for a third brake light. Each spoiler will install as original with no modifications needed.

F15882	82-85	Trans Am
--------	-------	----------



## 1982-92 Trans Am/Formular Aero Wing Rear Spoiler



Reproduction of the factory original Aero Wing rear spoiler that is correct for 1991-92 Trans Am/Formular models with the D81 spoiler package. Manufactured in durable high-quality fiberglass as original. Each spoiler will install with no modifications needed. Has provision for the factory third brake light.

*Important: Spoiler will fit any 1982-92 Firebird. Third brake light not included.*

10189344	82-92	TransAm/Formular
----------	-------	------------------



## 1985-90 Firebird



## Aerowing Rear Spoiler

Aerowing style rear spoiler is manufactured in durable fiberglass. Comes in gel coat and primer finish that must be blocked out, primed and final sanded prior to painting. Includes mounting hardware. Spoiler does not have the provision for the third brake light. Third brake light is not included.

*Important: If mounting on a car that did not come equipped with an aerowing spoiler, drilling of the rear deck lid will be required to obtain proper fit.*

*Note: Shipped truck freight.*

12397143	85-90	Firebird
----------	-------	----------



## 1986-88 Trans Am Rear Deck Spoiler



Reproduction of the factory pedestal style rear deck spoiler that is correct for 1986-88 Trans Am models. Manufactured in durable high-quality fiberglass as original, this spoiler does have a provision for a third brake light (Not included). Each spoiler will install as original with no modifications needed.

F15888	86-88	Trans Am
--------	-------	----------



## 1993-02 Trans Am Rear Spoiler



Reproduction rear spoiler for 1993-02 Trans Am models with the T43 spoiler package. Manufactured from fiberglass featuring correct provisions for third brake lamp (sold separately) to provide a bolt-on replacement. Includes mounting hardware.

*Note: Shipped truck freight.*

10265846	93-02	Trans Am
----------	-------	----------



# Reproduction GM Gas Caps



## 1967-68 Camaro

### Bow Tie Locking Gas Cap

Restoration Parts

Reproduction of the rare optional 1967-68 Bow Tie locking gas cap finished with a high-quality polished chrome edge. The center features the Chevrolet Bow Tie emblem in polished chrome, also includes two pre-coded keys.

K25000 67-68 Camaro



Restoration Parts

### 1967-68 Camaro SS 350 Gas Cap

Reproduction "SS 350" gas cap for 1967-68 Camaro models. Prepackaged in OER® box with the GM Restoration™ parts logo. Officially Licensed by General Motors.

3910044 67-68 Camaro



Restoration Parts

### 1967-68 Camaro RS Gas Cap

Reproduction "RS" gas cap for 1967-68 Camaro models. Prepackaged in OER® box with the GM Restoration™ parts logo. Officially Licensed by General Motors.

3910189 67-68 Camaro



Restoration Parts

### 1967-68 Camaro SS Gas Cap

Reproduction "SS" gas cap for 1967-68 Camaro models. Prepackaged in OER® box with the GM Restoration™ parts logo. Officially Licensed by General Motors.

3910045 67-68 Camaro



AUTHORIZED

### 1967-68 Camaro Standard Gas Cap

OER® reproduction gas cap for 1967-68 Camaro models. Standard on all 1967-68 coupes or convertibles without the "SS" or "RS" option. Finished in a factory primer and is ready to be painted to the desired color.

3910043 67-68 Camaro



N244

### 1962-67 Chevy II/Nova Gas Cap

OER® Authorized reproduction of the gas cap for all 1962-67 Chevy II/Nova vehicles. Each gas cap is manufactured to exact dimensions to fit exactly as original. Available in a beautiful chrome finish or black that can be painted to match the cars color.

#### Chrome

N244 62-64 Chevy II/Nova  
K908 65-67 Chevy II/Nova

#### Black

N253 62-64 Chevy II/Nova  
N255 65-67 Chevy II/Nova



### 1965-70 GM Non-Vented Gas Cap

Correct reproduction gas cap for the various GM models listed. This non-locking and non-vented cap is for both 6 cylinder and V8 models.

1965-70 full size  
1964-69 Chevrolet, El Camino

15137 65-70 GM



### 1965-70 GM Vented Gas Cap

Reproduction gas cap is designed to original specifications, featuring correct lettering and markings to provide an authentic representation of the original vented gas cap. Prepackaged in OER® box.

1969-70 Camaro without EEC  
1969 Firebird 2nd design  
1970 Firebird without EEC  
1968-69 full size wagon  
1970 full size wagon without EEC  
1970 Nova without EEC  
1968-69 El Camino  
1968-69 Chevrolet wagon  
1970 Chevrolet without EEC  
1965-69 Corvair all

3931449 65-70 without EEC



### 1967-68 Firebird Fuel Door Tension Spring

Replacement spring used to keep tension on the fuel filler door on 1967-68 Firebird models. Will repair the commonly worn out original and keep the fuel door working properly.

K107 67-68 Firebird

# Reproduction GM Fuel Doors



## 1968-72 GM Rear Fuel Tank Filler Door

Correct replacement bracket and hinge assembly which installs on the rear and covers the gas cap. The license plate attaches to the bracket. Also known as the gas tank fuel filler door. Prepackaged in OER® poly tube.

1969 Camaro/Firebird 1968-72 Nova  
1968-71 Impala/GM 1968-72 Chevelle  
passenger car models

344330 68-72

## 1969-77 GM Rear License Plate Stoppers

Reproduction license plate stoppers for the rear license bracket on 1969-77 Camaro and 1973-74 Nova models. Prepackaged in OER® poly tube with header card.

1969-77 Camaro 1973-74 Nova

3937590 69-77



5970789 - Bertinetta

## 1978-81 Camaro Fuel Door

OER® reproduction of the original fuel door and hinge assembly for 1978-81 Camaro models. Features holes for the emblem. Also includes the hinge that allows the door to open when fueling. Two versions were originally used on Camaro models. The standard/228 version and the Bertinetta which included a chrome horizontal molding.

1978-81 Camaro standard or 228  
1978-81 Bertinetta

5969507 78-81 standard/228  
5970789 78-81 Bertinetta



5973870



5973205



5973147



5973148

## 1979-81 Firebird/Trans Am Fuel Door

GM Restoration Parts

OER® reproduction fuel door for 1979-81 Pontiac Firebird/Trans Am models. Each fuel door is available in smoke coloration and either with or without the recessed area for the Firebird emblem. Each door has the correct mounting bracket/hinge and features all the original markings. Emblems are available in silver/black or gold/black and are sold separately. Officially Licensed GM Restoration Part. Prepackaged in OER® chipboard box.

### Fuel Door without Emblem Recess

5973870 79-81 smoke

### Fuel Door with Emblem Recess

5973205 79-81 smoke

### Fuel Door Emblems

5973147 79-81 silver/black

5973148 79-81 gold/black



## 1982-92 GM F-Body Fuel Door

Reproduction plastic fuel tank filler door for 1982-92 Camaro and Firebird models. Ready to prep and paint to desired color.

20638651 82-92 GM



GM AUTHORIZED

## 1979-91 GM Truck Fuel Door

Reproduction fuel door for 1979-86 Chevrolet/GMC C/K Fleetside pickup, Blazer, Jimmy or Suburban models, and 1987-91 R/V Blazer, Jimmy Suburban, crew cab and dually models. OE #476901.

Note: Not for use on 1988 and later C/K model body style pickups.

170251 79-86 C/K

170251 87-91 R/V

# OER® Authorized Fuel Tanks



## 1955-57 Chevrolet Fuel Tank AUTHORIZED

Correct reproduction fuel tanks for 1955-57 Chevrolet models. 16 gallon capacity gas tank. Manufactured to exact specifications and are available in zinc coated steel tank, ni-terme steel or stainless steel. Each tank comes complete with lock ring and sealing o-ring.

*Note: Shipped double oversize.*

### **Zinc Coated Steel**

#### **Round Corners**

FT3000A	55-56	without vent tube
FT3002A	57	with vent tube

#### **Square Corners**

FT3001A	55-56	without vent tube
FT3003A	57	with vent tube

### **Ni-Terme Steel**

#### **Round Corners**

FT3000B	55-56	without vent tube
FT3002B	57	with vent tube

#### **Square Corners**

FT3001B	55-56	without vent tube
FT3003B	57	with vent tube

### **Stainless Steel**

#### **Round Corners**

FT3000C	55-56	without vent tube
FT3002C	57	with vent tube

#### **Square Corners**

FT3001C	55-56	without vent tube
FT3003C	57	with vent tube



## 1955-57 Wagon Fuel Tank

Correct reproduction fuel tanks for 1955-57 Chevrolet wagon, Normad and sedan delivery models except 9 passenger wagon models. These are 17 gallon capacity gas tank. Manufactured to exact specifications and are available in zinc coated steel or ni-terme steel. Comes complete with lock ring and sealing o-ring.

*Note: Shipped double oversize.*

### **Zinc Coated Steel**

FT3004A	55-56	without vent tube
FT3005A	57	with vent tube

### **Ni-Terme Steel**

FT3004B	55-56	without vent tube
FT3005B	57	with vent tube



## 1949-72 GM Pickup Truck Fuel Tank AUTHORIZED

Reproduction fuel tanks for 1949-72 GM pickup truck models. Each reproduction gas tank is manufactured to exact specifications and are available in zinc coated steel or ni-terme steel. Each tank comes complete with lock ring and sealing o-ring.

*Note: Shipped double oversize.*

### **Zinc Coated Steel**

FT5000A	49-54	18 gal.
FT5001A	55-59	18 gal.
FT5004A	60-66	17 gal.
FT5002A	67-72	20 gal.
FT5003A	70-72	20 gal. with EEC

### **Ni-Terme Steel**

FT5000B	49-54	18 gal.
FT5001B	55-59	18 gal.
FT5004B	60-66	17 gal.
FT5002B	67-72	20 gal.
FT5003B	70-72	20 gal. with EEC

# OER® Authorized Fuel Tanks



FT5005A



FT5008A



FT5009A



FT5015A



FT5021A

## 1973-97 GM Pickup Truck Fuel Tank

Correct reproduction fuel tanks for 1973-97 GM pickup truck models. Manufactured to exact specifications and are available in zinc coated steel. Comes complete with lock ring and sealing o-ring.

*Note:* \*Excludes 3500HD. \*\*With 3500HD. Shipped double oversize.

### Short Bed

FT5005A	73-81	16 gal.	gasoline
FT5005A	73-81	16 gal.	diesel
FT5007A	82-86	16 gal.	gasoline
FT5007A	82-86	16 gal.	diesel
FT5007A	87	16 gal.	diesel, carb
FT5008A	87	16 gal.	fuel inj.
FT5009A	88-97	25 gal.	gasoline

### Long Bed

FT5006A	73-81	20 gal.	gasoline
FT5013A	73-81	25 gal.	gasoline
FT5010A	82-86	20 gal.	gasoline
FT5010A	87-91	20 gal.	diesel
FT5011A	87-91	20 gal.	fuel inj.
FT5012A	88-97	34 gal.	gasoline

### Optional Rear of Axle Fuel Tanks (2 Door and Extended Cab)

FT5025A	90-91	31 gal.	diesel
FT5026A	90-91	31 gal.	gasoline
FT5025A	92-97	31 gal.	diesel
FT5026A	92-97	31 gal.	gasoline
FT5027A	92-97	31 gal.	diesel
FT5028A	92-97	31 gal.	gasoline

## 1973-96 Suburban, Blazer, Jimmy Fuel Tanks

Reproduction tank assemblies for 1973-96 Suburban and 1973-91 full size Blazer and Jimmy models. Each tank comes complete with lock ring and sealing o-ring. Must use existing filler neck.

*Note:* Shipped double oversize.

### Suburban

FT5013A	73-81	25 gal.	gasoline
FT5013A	73-81	25 gal.	diesel
FT5015A	73-81	31 gal.	gasoline
FT5015A	73-81	31 gal.	diesel
FT5016A	74-81	40 gal.	gasoline
FT5016A	74-81	40 gal.	diesel
FT5017A	82-87	25 gal.	diesel, carb.
FT5018A	82-87	31 gal.	diesel, carb.
FT5019A	82-87	40 gal.	diesel, carb.
FT5020A	87	25 gal.	fuel injection
FT5021A	86-91	31 gal.	fuel injection
FT5022A	86-91	40 gal.	fuel injected
FT5018A	88-91	31 gal.	diesel
FT5019A	88-91	40 gal.	diesel
FT5023A	92-96	42 gal.	gasoline
FT5024A	94-96	42 gal.	diesel

### Blazer/Jimmy

FT5013A	73-81	25 gal.	gasoline
FT5013A	73-81	25 gal.	diesel
FT5015A	73-81	31 gal.	gasoline
FT5015A	73-81	31 gal.	diesel
FT5017A	82-86	25 gal.	gasoline
FT5017A	82-86	25 gal.	diesel
FT5018A	82-86	31 gal.	gasoline
FT5018A	82-86	31 gal.	diesel
FT5017A	87	25 gal.	diesel, carb.
FT5018A	87	31 gal.	diesel, carb.
FT5020A	87	25 gal.	fuel injection
FT5021A	87-91	31 gal.	fuel injection
FT5018A	88-91	31 gal.	diesel

## 1958-70 Full Size AUTHORIZED

### Chevrolet Car Fuel Tank

Reproduction fuel tanks for 1958-70 full size Chevrolet car models. Manufactured to exact specifications and are available in zinc coated steel, ni-terne steel or stainless steel. Comes complete with lock ring and sealing o-ring.

*Note: Shipped double oversize.*

#### Zinc Coated Steel

FT4000A	58
FT4001A	59-60
FT4002A	61-64
FT4003A	65-66
FT4004A	67
FT4005A	68
FT4006A	69-70

#### Station Wagon

FT4007A	68-70
FT4008A	70-74 with EEC

#### Ni-Terne Steel

FT4000B	58
FT4001B	59-60
FT4002B	61-64
FT4003B	65-66
FT4004B	67
FT4005B	68
FT4006B	69-70

#### Stainless Steel

FT4002C	61-64
FT4003C	65-66
FT4004C	67
FT4005C	68
FT4006C	69-70



FT4003C



R301

- 1 Gas Tank (1967-69)
- 1 Tank to Filler Neck Hose (1967-68)
- 1 Fuel Tank Upper Neck (1967-68)
- 1 Gas Tank Filler Neck Sleeve (1967-68)
- 1 Gas Tank Mounting Anti-Squeak Kit (1967-69)
- 2 Fuel Tank Straps (1967-69)
- 1 Fuel Tank Strap Mounting Bolt Kit (1967-69)
- 1 Gas Tank Lock Ring (1967-69)
- 1 Fuel Tank O-Ring Gasket (1967-69)

## 1967-69 Camaro Fuel Tank Kits

Replace all the necessary components on 1967-69 Camaro models with OER® fuel tank kits. Each kit provides the individual components needed for a complete replacement. Fuel tank sending units are sold separately due to differences in engines and options.

*Note: Shipped double oversize.*

R301	67-68	zinc-plated tank
R321	67-68	stainless steel tank
R302	69	zinc-plated tank
R322	69	stainless steel tank

## 1973-96 Full Size Chevrolet Car Fuel Tank

Correct reproduction fuel tanks for 1973-90 full size Chevrolet car models. Manufactured to exact specifications and are available in zinc coated steel or ni-terne steel. Each tank comes complete with lock ring and sealing o-ring.

*Note: Shipped double oversize.*

#### Zinc Coated Steel

FT4009A	73
FT4010A	74
FT4011A	75-76
FT4013A	77-79
FT4015A	80-90 carburetor
FT4016A	85-89 fuel injection
FT4017A	90 fuel injection
FT4018	91-96

#### Station Wagon

FT4008A	70-74 with EEC
FT4012A	75-76
FT4014A	77-90

#### Ni-Terne Steel

FT4009B	73
FT4010B	74
FT4011B	75-76
FT4013B	77-79
FT4015B	80-90



FT4009B



R307

## 1967-69 Firebird Fuel Tank Kit

Replace all the necessary components on 1967-69 Firebird models with OER® fuel tank kits. Each kit provides the individual components needed for a complete replacement. Fuel tank sending units are sold separately due to differences in engines and options.

*Note: Shipped double oversize.*

R307	67-68	zinc-plated tank
R323	67-68	stainless steel tank
R302	69	zinc-plated tank
R322	69	stainless steel tank

# OER® Authorized Fuel Tanks

OER® Authorized reproduction fuel tanks are manufactured to factory specifications from stamped steel and are available in a variety of finishes to suit your build. Basic zinc coated steel tanks are a great value, offering strong corrosion resistance at a reasonable price. Ni-terne steel tanks provide an OE quality appearance for discerning restorers. For show quality builds, stainless steel tanks offer superior corrosion resistance with a spectacular polished finish.

## Zinc Coated Fuel Tanks ★★☆☆

- Quality Replacement Tank
- Standard Corrosion Resistance
- Manufactured to Factory Specifications



## Ni-Terne Steel Fuel Tanks ★★★★★

- OE Quality Reproduction Tank
- Exceptional Corrosion Resistance
- Manufactured to Factory Specifications



## Stainless Steel Fuel Tanks ★★★★★★

- Show Quality Replacement Tank
- Superior Corrosion Resistance
- Stainless Steel Polished Finish
- Manufactured to Factory Specifications



## 1961-81 GM Gas Tank Sending Unit Lock Ring

Correct replacement fuel tank sending unit lock ring for use with the GM applications below. Correct reproduction of the original lock ring.

1967-69 Camaro/Firebird	1961-70 full size wagons
1974-81 Camaro/Firebird	1962-79 Chevy II/Novaa
1961-66 full size models	1967-72 truck



3774937 61-81 GM

## 1961-81 GM Gas Tank Sending Unit Gasket

Correct replacement fuel tank gasket for use with the GM applications below. Correct reproduction of the original gasket.

1967-69 Camaro/Firebird	1961-70 full size Wagons
1974-81 Camaro/Firebird	1962-79 Chevy II/Novaa
1961-66 full size models	



3825206 61-81 GM



FT1005C

## 1967-69 Camaro Fuel Tanks AUTHORIZED

Correct reproduction fuel tanks for 1967-69 Camaro models. For 1967-68 models, the gas tank neck is not attached to the gas tank and is sold separately. For 1969 models, each tank includes the correct gas neck attached to the tank. These are 18 gallon capacity gas tank. Each reproduction gas tank is manufactured to exact specifications and are available in zinc coated steel, ni-terne steel or stainless steel. Each tank comes complete with lock ring and sealing o-ring.

*Note: Shipped double oversize.*

### Zinc Coated Steel

FT1000A 67-68

FT1001A 69

### Ni-Terne Steel

FT1000B 67-68

FT1001B 69

### Stainless Steel

FT1000C 67-68

FT1001C 69

## 1970-81 Camaro Fuel Tank

Correct reproduction fuel tanks for 1970-81 Camaro models. Each reproduction gas tank is manufactured to exact specifications and are available in zinc coated steel, ni-terne steel or stainless steel. Each tank comes complete with lock ring and sealing o-ring.

*Note: Shipped double oversize.*

### Zinc Coated Steel

FT1002A 70 without EEC

FT1003A 70-73 with EEC

FT1004A 74-77

FT1005A 78-81

### Ni-Terne Steel

FT1002B 70 without EEC

FT1003B 70-73 with EEC

FT1004B 74-77

FT1005B 78-81

### Stainless Steel

FT1002C 70 without EEC

FT1003C 70-73 with EEC

FT1004C 74-77

FT1005C 78-81

## 1982-97 Camaro Fuel Tank

Correct reproduction fuel tanks for 1982-97 Camaro models. Each reproduction gas tank is manufactured to exact specifications and are available in zinc coated steel or ni-terne steel. Each tank comes complete with lock ring and sealing o-ring.

*Note: Shipped double oversize.*

### Zinc Coated Steel

FT1006A 82-87 with fuel pump on engine

FT1007A 82-92 with fuel pump in tank

FT1008A 93-97

### Ni-Terne Steel

FT1006B 82-87 with fuel pump on engine

FT1007B 82-92 with fuel pump in tank

FT1008B 93-97



FT1005C

## 1967-69 Firebird Fuel Tank **OE** AUTHORIZED

Correct reproduction fuel tanks for 1967-69 Firebird models. For 1967-68 models, the gas tank neck is not attached to the gas tank and is sold separately. For 1969 models, each tank includes the correct gas neck attached to the tank. These are 18 gallon capacity gas tank. Each reproduction gas tank is manufactured to exact specifications and are available in zinc coated steel, ni-terme steel or stainless steel. Each tank comes complete with lock ring and sealing o-ring.

*Note: Shipped double oversize.*

### Zinc Coated Steel

FT1000A	67-68	Firebird
FT1001A	69	Firebird

### Ni-Terme Steel

FT1000B	67-68	Firebird
FT1001B	69	Firebird

### Stainless Steel

FT1000C	67-68	Firebird
FT1001C	69	Firebird

## 1970-81 Firebird Fuel Tank

Correct reproduction fuel tanks for 1970-81 Firebird models. Each reproduction gas tank is manufactured to exact specifications and are available in zinc coated steel, ni-terme steel or stainless steel. Each tank comes complete with lock ring and sealing o-ring.

*Note: Shipped double oversize.*

### Zinc Coated Steel

FT1002A	70	Firebird	without EEC
FT1003A	70-73	Firebird	with EEC
FT1004A	74-78	Firebird	
FT1005A	79-81	Firebird	

### Ni-Terme Steel

FT1002B	70	Firebird	without EEC
FT1003B	70-73	Firebird	with EEC
FT1004B	74-78	Firebird	
FT1005B	79-81	Firebird	

### Stainless Steel

FT1002C	70	Firebird	without EEC
FT1003C	70-73	Firebird	with EEC
FT1004C	74-78	Firebird	
FT1005C	79-81	Firebird	

## 1982-97 Firebird Fuel Tank

Correct reproduction fuel tanks for 1982-97 Firebird models. Each reproduction gas tank is manufactured to exact specifications and are available in zinc coated or ni-terme steel. Each tank comes complete with lock ring and sealing o-ring.

*Note: Shipped double oversize.*

### Zinc Coated Steel

FT1006A	82-87	Firebird	with fuel pump on engine
FT1007A	82-92	Firebird	with fuel pump in tank
FT1008A	93-97	Firebird	

### Ni-Terme Steel

FT1006B	82-87	Firebird	with fuel pump on engine
FT1007B	82-92	Firebird	with fuel pump in tank
FT1008B	93-97	Firebird	



FT2000C

## 1962-69 Chevy II Fuel Tank **OE** AUTHORIZED

Correct reproduction fuel tanks for 1962-69 Chevy II models. These are 16 gallon capacity gas tank. Each reproduction gas tank is manufactured to exact specifications and are available in zinc coated steel, ni-terme steel or stainless steel. Each tank comes complete with lock ring and sealing o-ring.

*Note: Shipped double oversize.*

### Zinc Coated Steel

FT2000A	62-67	Chevy II
FT2001A	68-69	Chevy II

### Ni-Terme Steel

FT2000B	62-67	Chevy II
FT2001B	68-69	Chevy II

### Stainless Steel

FT2000C	62-67	Chevy II
FT2001C	68-69	Chevy II

## 1970-72 Nova Fuel Tank

Correct reproduction fuel tanks for 1970-72 Nova models. These are 18 gallon capacity gas tank. Each reproduction gas tank is manufactured to exact specifications and are available in zinc coated steel, ni-terme steel or stainless steel. Each tank comes complete with lock ring and sealing o-ring.

*Note: Shipped double oversize.*

### Zinc Coated Steel

FT2002A	70	Nova	without EEC
FT2004A	70	Nova	with EEC
FT2008A	71-72	Nova	without EEC
FT2005A	71-72	Nova	with EEC

### Ni-Terme Steel

FT2002B	70	Nova	without EEC
FT2004B	70	Nova	with EEC
FT2008B	71-72	Nova	without EEC
FT2005B	71-72	Nova	with EEC

### Stainless Steel

FT2002C	70	Nova	without EEC
FT2004C	70	Nova	with EEC
FT2008C	71-72	Nova	without EEC
FT2005C	71-72	Nova	with EEC

## 1973-79 Nova Fuel Tank

Correct reproduction fuel tanks for 1973-79 Nova models. These are 21 gallon capacity gas tank. Each reproduction gas tank is manufactured to exact specifications and are available in zinc coated steel, ni-terme steel or stainless steel. Each tank comes complete with lock ring and sealing o-ring.

*Note: Shipped double oversize.*

### Zinc Coated Steel

FT2006A	73-74	Nova
FT2007A	75-79	Nova

### Ni-Terme Steel

FT2006B	73-74	Nova
FT2007B	75-79	Nova

# GM Fuel Tank Sending Units



6426499

## 1962-67 Nova 6 Cylinder and V8 Sending Unit

Replacement fuel tank sending units for use on 1962-67 Chevy II/Nova hardtop and sedan models. These fuel sending units are designed to replace the original 5/16" and 3/8" line sending units on all models listed. Includes: pickup tube filter and gasket.

1962-65 6 cylinder and V8 with 2 barrel 5/16" line  
1962-65 V8 with 4 barrel 3/8" line  
1966-67 6 cylinder and V8 with 2 barrel 5/16" line  
1966-67 V8 with 4 barrel 3/8" line

6428066	62-65	5/16" line
6426299	62-65	3/8" line
6426499	66-67	5/16" line
6426500	66-67	3/8" line



## 1967-68 GM F-Body Fuel Tank Sending Unit

This OER® quality reproduction fuel tank sending unit features a single 5/16" fuel line and will fit 1967 six cylinder and V8 2 barrel Camaro, and 1967-68 six cylinder Firebird models. Includes: lock ring and rubber gasket.

1967 Camaro 6 cylinder and V8 with 2 barrel  
1967-68 Firebird 6 cylinder

6428069	67-68	5/16" line
---------	-------	------------



6428068

## 1967-72 GM Fuel Tank Sending Unit

This OER® quality reproduction fuel tank sending unit features a single 3/8" fuel line. Includes: lock ring and rubber gasket.

1967-69 Camaro V8  
1967-69 Firebird V8  
1968-72 Chevy II/Nova V8

6428068	67	Camaro
6428068	67	Firebird 326 w/o AC
6428068	68	Firebird 350 w/o AC
6428845	68-69	Camaro
6428845	68-72	Chevy II/Nova
6428845	69	Firebird w/o AC



## 1968-72 GM Fuel Tank Sending Unit

This OER® quality reproduction fuel tank sending unit will replace the original exactly on 1968-72 GM models. It features a single 5/16" fuel line. Includes: lock ring and rubber gasket.

1968-69 Camaro 6 cylinder  
1968 Chevy II/Nova all except 327, 350  
1969-72 Nova all except 350, 396

6428844	68-72	5/16" line
---------	-------	------------

## 1962-81 GM Fuel Sending Unit Filter

Quality reproduction fuel sending unit filters which install over the fuel pickup tube. These filters are available for 1962-81 GM models.

K404	62-81	5/16"
K405	62-81	3/8"



## 1969-72 GM Fuel Tank Sending Unit

This OER® quality reproduction fuel tank sending unit features a 3/8" fuel line and 1/4" vent line. Includes: lock ring and rubber gasket.

1969 Camaro 350, 396  
1969 Firebird V8  
1969-72 Nova 350, 396

6428322	69-72	3/8" & 1/4" lines
---------	-------	-------------------



## 1970-73 GM F-Body Fuel Tank Sending Unit

OER® quality reproduction fuel tank sending unit features a single 3/8" fuel line and will fit 1970-73 V8 Camaro, and Firebird models. Also available with a 1/4" return line. Includes: lock ring and rubber gasket.

1970-73 Camaro/Firebird V8

6428800	70-73	
153158	70-73	w/1/4" return line



## 1976-81 Firebird Fuel Sending Unit

Replacement fuel tank sending unit for use on 1976-81 Firebird models with. This fuel tank sending unit is designed to replace the original sending unit on all models.

25000357	76-81	3/8" line
----------	-------	-----------





## 1973-75 Nova Replacement Fuel Tank Sending Unit **OER** AUTHORIZED

This OER® Authorized replacement fuel tank sending unit is available with a single 3/8" fuel line or a dual line with a single 3/8" line with a 1/4" return line. Will fit 1973-75 Chevrolet Nova models. Includes: lock ring and rubber gasket.

**Note:** These are replacement fuel tank sending units that may require a longer length of hose from the fuel sender to the steel fuel line. They will fit and function as original.

K4041	73-75
K4042	73-75 with 1/4" return line



25000308

## 1976-81 GM Fuel Sending Units

Replacement fuel tank sending units for 1976-81 Camaro, 1977-81 Firebird and 1976-79 Nova and models. These fuel sending units are designed to replace the original 3/8" single line and 3/8" with return line. Includes: pickup tube filter and gasket.

1976-81 Camaro  
1977-81 Firebird  
1976-79 Nova

25000309	76-81	3/8" single line
25000308	76-81	3/8" with return



## 1955-57 Chevrolet Fuel Tank Sending Unit **OER** AUTHORIZED

This OER® Authorized reproduction stainless steel fuel tank sending unit is available with a 5/16" fuel line or a 3/8" line. Includes: lock ring and rubber gasket.

**Note:** Not for use on wagon or Nomad models.

1518776	55-57	5/16" line
1518784	55-57	3/8" line



6426973

## 1958-66 GM Full Size Passenger Car Fuel Sending Unit **OER** AUTHORIZED

OER® Authorized stainless steel fuel tank sending units for 1958-66 full size Chevrolet passenger car models.

These fuel sending units are designed to replace the original 5/16" and 3/8" sending units on all models listed. Includes: pickup tube filter and gasket.

**Note:** \*Wagon models.

5640657	58-60	5/16" line
5640659	58-60	3/8" line
5640662*	58-60	3/8" line
5641461	61-64	5/16" line
5641248	61-64	3/8" line
6428060*	61-64	5/16" line
6428067	65-66	5/16" line
6426973	65-66	3/8" line

## 1947-59 GM Truck **OER** AUTHORIZED Fuel Sending Unit

Reproduction of the fuel sending unit installed on Chevrolet/GMC pickups from 1947-59. Includes: float, filter and gasket. Will work correctly for all 1947-59 pickups with 30 Ohm gauge. This fuel tank sending unit is designed to replace the original sending unit on all models.

6428049	47-59	30 Ohm
---------	-------	--------



## 1960-66 GM Truck Fuel Sending Unit

**OER** AUTHORIZED

Replacement fuel tank sending unit for use on 1960-66 Chevrolet and GMC pickup trucks with in-cab fuel tank. This fuel tank sending unit is designed to replace the original sending unit on all models.

1960-66 Chevy/GMC trucks

6428058	60-66	GM truck
---------	-------	----------



6428362



6429116

## 1967-72 GM Truck 6 Cyl. and V8 Fuel Sending Units **OER** AUTHORIZED

Replacement fuel tank sending units for use on 1967-72 Chevy and GMC pickup trucks with in-cab fuel tank. These fuel sending units are designed to replace the original 5/16" and 3/8" line sending units on all models listed. Includes: pickup tube filter and gasket.

1967-71 6 cylinder and 307 Chevy/GMC trucks

1967-71 327 and larger V-8 Chevy/GMC trucks

1972 All manual transmission Chevy/GMC trucks

1972 All automatic transmission Chevy/GMC trucks

6428362	67-71	5/16" line
6428361	67-71	3/8" line
6429116	72 MT	3/8" line
6429117	72 AT	3/8" line



**OER** AUTHORIZED

## 1969-72 Blazer/Jimmy Fuel Sending Unit

Replacement fuel tank sending unit for use on 1969-72 Chevy and GMC Blazer and Jimmy models with standard rear mounted fuel tank. This fuel tank sending unit is designed to replace the original sending unit on all models.

1969-72 Chevy/GMC Blazer and Jimmy

6428271	69-72	3/8" line
---------	-------	-----------

# GM Fuel Tank Sending Unit Accessories



## 1967-81 Fuel Sending Unit Lock Ring and Gasket **OER** AUTHORIZED

Install the sending unit on your vehicle with a new reproduction replacement sending unit lock ring and gasket set. Lock ring is manufactured from steel with zinc coating for corrosion resistance. Each set includes: the lock ring and rubber o-ring gasket.

### Camaro

1967-69

1974-81

### Firebird

1967-69

1974-81

### Chevy II/Novia

1962-79

### Full Size Chevrolet Cars

1961-66 20 gal. tank (exc. wagon)

### Chevrolet and GMC Trucks

1967-72 conventional cab C/K 20/30/40/60

exc. step tank, without EEC

1970-72 C/K 10, 1/2 ton exc. step tank

with 20 gallon tank with EEC

1970-72 conventional cab C/K 20/30/40/60

exc. step tank, with EEC

FT5031 1967-81



## 1982-92 F-Body Fuel Sending Unit Lock Ring and Gasket **OER** AUTHORIZED

Reproduction of the sending unit lock ring and gasket set for 1982-92 Camaro and Firebird models. Lock ring is manufactured from steel with zinc coating for corrosion resistance. Each set includes: the lock ring and rubber o-ring gasket. For 1982-87 models with the fuel pump on the engine and 1982-92 with the fuel pump in the fuel tank.

FT5032 82-87 w/pump on engine

FT5032 82-92 w/pump in tank



## 1993-97 F-Body Fuel Sending Unit Lock Ring and Gasket **OER** AUTHORIZED

Reproduction of the sending unit lock ring and gasket set for 1993-97 Camaro and Firebird models. Lock ring is manufactured from steel with zinc coating for corrosion resistance. Each set includes: the lock ring and rubber o-ring gasket.

FT5035 93-97 F-Body



## 1967-00 Fuel Sending Unit Lock Ring and Gasket **OER** AUTHORIZED

Install the sending unit on your vehicle with a new reproduction replacement sending unit lock ring and gasket set. Lock ring is manufactured from steel with zinc coating for corrosion resistance. Each set includes: the lock ring and rubber o-ring gasket.

### Camaro

1970 without EEC

1970-73 with EEC

### Firebird

1970 without EEC

1970-73 with EEC

### Full Size Chevrolet Cars

1967-68 except wagon

1969-70 with 24 gal. tank exc. wagon

1973-76 with 26 gal. tank exc. wagon

1977-79 with 19 gal. tank exc. wagon

1980-90 with carb gas engine exc. wagon

1977-90 wagon with 22 gal. tank

### Chevrolet and GMC Trucks

1973-81 short bed with 16 tank

1973-87 SUV, 1975-80 truck with 25 gal. tank

1973-91 SUV, 1975-80 truck with 31 gal. tank

1982-87 short bed with 16 gal. tank

1988-00 short bed with 25 gal. tank

1973-91 long bed with 20 gal. tank

1988-97 two door truck with 34 gal. tank

1992-96 with 42 gal. tank

FT5030 67-00



## 1949-66 Fuel Sending Unit Installation Set **OER** AUTHORIZED

Reproduction of the fuel tank sending unit installation set for 1949-66 Chevrolet and GMC trucks and 1958-60 full size Chevrolet cars including Impala, Bel Air and Biscayne. Each set includes: rubber gasket and 5 Phillips head screws.

FT5034 49-66 Chevrolet/GMC truck

FT5034 49-66 Impala/full size car



## 1955-57 Fuel Sending Unit Installation Set **OER** AUTHORIZED

Reproduction of the sending unit installation set for all 1955-57 Tri-5 Chevys. Each set includes: 5 Phillips head screws, the rubber gasket, 2 rubber o-rings for the fuel neck to tank and a drain plug.

FT5033 55-57 Tri-5



**OER** AUTHORIZED

## 1931-66 Fuel Sending Unit Gasket

Reproduction of the sending unit gasket for 1931-60 full size cars and 1947-66 GM trucks.

CX1424 31-60 full size car

CX1424 47-66 GM truck

# GM Gas Tank Accessories

## 1961-64 Chevrolet Fuel Filler Neck **OER** AUTHORIZED

Reproduction fuel tank filler neck for 1961-64 full size Chevrolet cars including Impala, Bel Air, and Biscayne models except wagons. Features a gray primer coating and is ready to be prepped and painted.

**Note:** Not for use on wagon models.

14751	61-63	Chevrolet
14752	64	Chevrolet



## 1955-56 Fuel Tank Filler Neck **OER** AUTHORIZED

Reproduction of the fuel tank filler necks for 1955-56 Chevrolet models. Manufactured in original zinc-plated steel with the correct bends and filler cap lock. Fits all sedan, hardtop and convertible models.

**Note:** Not for use on wagon or Nomad models.

TF700635	55
TF700636	56



## 1967-68 Camaro Fuel Filler Neck and Sleeve



Manufactured to correct specifications this detailed reproduction of the 1967-68 Camaro fuel filler neck and sleeve is guaranteed to fit correctly as original. Packaged in OER® box with GM Restoration Parts® logo.

K963	67-68	neck
7707772	67-68	sleeve



## 1967-68 Firebird Fuel Tank Neck, Sleeve and Clamp

Reproduction upper fuel neck, fuel Neck Sleeve and fuel neck sleeve clamp for 1967-68 Firebird models. These items are designed for a receding fuel cap behind the license bracket unlike it's cousin the Camaro. Replace your damaged originals with these excellent reproductions.

7693146	67-68	neck
7702818	67-68	sleeve
7707773	67-68	clamp

## 1967-68 GM F-Body Fuel Filler Hose

OER® manufactures high-quality fuel filler neck hose for 1967-68 Camaro and Firebird models. Each hose is produced with correct high-quality neoprene.

K630	67-68	F-Body
------	-------	--------



## 1960-66 Chevrolet/GMC Fuel Tank Filler Neck/Hose **OER** AUTHORIZED

Reproduction fuel tank filler neck and hose for 1960-66 Chevrolet and GMC trucks. Produced with heavy-duty steel for long life. Include the filler neck, hose and clamps.



K94761	60-66	chrome
K94763	60-66	black

## 1988-97 GM Truck Fuel Tank Filler Neck & Hose **OER** AUTHORIZED

Reproduction fuel tank filler neck and hose kit for 1988-97 gas Chevrolet/GMC C/K series pickup truck models. Produced using heavy-duty steel for long life and are EDP coated. Includes the filler neck, ground strap, evaporation system vent tub, hose and clamps.



K94764	88-97	GM truck
--------	-------	----------

## 1964-67 Fuel Tank Filler Neck Grommet **OER** AUTHORIZED

OER® Authorized reproduction of the rubber fuel neck grommet for the various GM models listed. This is the grommet that is installed at the top of the filler neck where it meets the fuel door.

1964 Impala/Bel Air/Biscayne  
1964-67 Chevelle/Malibu/Wagon  
1964-67 El Camino

K94765	64-67
--------	-------

## 1947-55 GM Truck Gas Neck Grommet **OER** AUTHORIZED

OER® Authorized reproduction of the original gas tank filler grommet for use on 1949-55 1st series pickup truck. Attaches where the fuel tank neck meets the cab. Manufactured from durable rubber as original.

CK1357	47-55	55 1st series
--------	-------	---------------

## 1969-70 Full Size Fuel Tank Filler Neck Hose **OER** AUTHORIZED

Replacement fuel tank filler neck hose for 1969-70 full size Chevrolet cars including Impala, Bel Air and Biscayne models. Each hose joins the fuel tank with the filler neck. Includes 2 clamps.

**Note:** Not for use on wagon models.

FT5036	69-70	full size
--------	-------	-----------



## 1957 Fuel Tank Filler Neck **OER** AUTHORIZED

Reproduction upper and lower fuel tank filler necks for 1957 models. Manufactured in original zinc-plated steel with the correct bends and filler cap lock. Fits all sedan, hardtop and convertible models.

**Note:** Not for use on wagon or Nomad models.

TF700299	57	upper
TF700637	57	lower



## 1947-59 GM Truck Fuel Filler Installation Sets **OER** AUTHORIZED

Reproduction fuel tank filler sets for 1947-59 Chevrolet/GMC trucks models. Installs between the fuel filler area of the body and the fuel tank.

Manufactured to OE specifications for an original fit and function. Sets include: an all-new reproduction black or chrome fuel filler neck, filler neck to cab rubber grommet, rubber fuel tank to filler neck hose, rubber vent hose, hose clamps and a polished stainless steel fuel cap.

### With Black Filler Neck

CK1706	47-55	1st series
CK1707	55-59	2nd series

### With Chrome Filler Neck

CK1706C	47-55	1st series
CK1707C	55-59	2nd series



# GM Gas Tank Mounting Straps



## 1967-69 GM F-Body Fuel Tank Mounting Brace OER AUTHORIZED

Reproduction fuel tank mounting brace designed to properly secure the fuel tank. Each brace is constructed from original gauge steel. EDP coated for corrosion resistance. Sold individually.

1967-69 Camaro/Firebird

C3480 67-69 LH or RH (2 req.)

OER AUTHORIZED



C2057

## 1969 F-Body Trunk Floor Reinforcement/Fuel Tank Brace

The trunk floor reinforcement and fuel tank brace was originally welded under the center trunk pan for support and to form an attachment for gas tank straps. These superb quality reproductions are ideal for replacing a damaged or rusted original. Check reinforcements when installing a trunk pan to ensure structural integrity. Available EDP coated for rust prevention or finished in a special Weld-Thru™ primer that requires minimal preparation. 1 LH and 1 RH required per vehicle.

### EDP Coated

C2057	69	LH
C2056	69	RH

### Weld-Thru™ Coated

C2057W	69	LH
C2056W	69	RH



## 1967-02 GM Gas Tank Anti-Squeak Set GM Restoration Parts

The highest quality reproduction available on the market! Features precision die-cut 1/2" sponge neoprene tank to floor cushion, 2 strap to tank inserts and installation instructions. Highly recommended when replacing the gas tank or mounting straps. Packaged in OER® box with GM Restoration Parts™ logo.

1967-69 Camaro/Firebird

1973-76 Chevrolet full size passenger car (exc. wagon)

1976-79 GM X-Body

1976-02 GM F-Body

K915 67-02



FT3100A



FT3100B

## 1955-57 Fuel Tank Mounting Straps OER AUTHORIZED

Reproduction fuel tank mounting straps for 1955-57 models. Each strap is produced using heavy-duty preformed steel for an original appearance or long lasting stainless steel for superior corrosion resistance.

### OE Material

FT3100A	55-57	coupe/sedan
FT3101A	55-57	wagon

### Stainless Steel

FT3100B	55-57	coupe/sedan
FT3101B	55-57	wagon



FT2100B



FT2101B

## 1962-75 Chevy II/Nova Fuel Tank Mounting Straps

Reproduction fuel tank mounting straps for 1962-75 Chevy II/Nova models. Produced using heavy-duty preformed steel for an original appearance or long lasting stainless steel for superior corrosion resistance.

### OE Material

FT2100A	62-67
FT2101A	68-72
FT1102A	73-75
FT1103A	76-79

### Stainless Steel

FT2100B	62-67
FT2101B	68-72
FT1102B	73-75
FT1103B	76-79



FT1103B

OER AUTHORIZED

## 1967-02 Camaro/Firebird Fuel Tank Mounting Straps

Reproduction fuel tank mounting straps for 1967-02 Camaro and Firebird models. Each strap is produced using heavy-duty preformed steel for an original appearance or long lasting stainless steel for superior corrosion resistance.

### OE Material

FT1100A	67-69
FT1101A	70-73
FT1102A	74-75
FT1103A	76-81
FT1104A	82-02

### Stainless Steel

FT1100B	67-69
FT1101B	70-73
FT1102B	74-75
FT1103B	76-81
FT1104B	82-02



FT4106B

OER AUTHORIZED

## 1958-85 Impala/Full Size Fuel Tank Mounting Straps

Reproduction fuel tank mounting straps for 1958-85 models produced using heavy-duty preformed steel for an original appearance or long lasting stainless steel for corrosion resistance.

### OE Material

#### All Models Except Wagon

FT4100A	58	
FT4101A	59-60	16 gal.
FT4102A	61-64	20 gal.
FT4103A	65-66	20 gal.
FT4104A	67-70	
FT4106A	73-76	26 gal.
FT4108A	80-85	24 gal.

#### Stainless Steel Models

FT4110A	58	
FT4115A	77-85	22 gal.

### Stainless Steel

#### All Models Except Wagon

FT4100B	58	
FT4101B	59-60	16 gal.
FT4102B	61-64	20 gal.
FT4103B	65-66	20 gal.
FT4104B	67-70	
FT4106B	73-76	26 gal.

# GM Gas Tank Mounting Straps



FTS100A



FTS101A

## 1947-59 GM Truck Fuel Tank Mounting Straps **OER** AUTHORIZED

Reproduction fuel tank mounting straps for 1947-59 GM truck models produced using heavy-duty preformed steel for an original appearance. Designed to fit your truck just like the original.

FTS100A	47-54	GM truck
FTS101A	55-59	GM truck



FTS102A

## 1960-66 GM Truck Fuel Tank Mounting Straps

Reproduction fuel tank mounting straps for all 1960-66 GM truck models. Produced using heavy-duty zinc-plated preformed steel for an original appearance, or long lasting stainless steel for corrosion resistance.

### OE Material

FTS102A	60-66	GM truck
---------	-------	----------

### Stainless Steel

FTS102B	60-66	GM truck
---------	-------	----------



FTS103A



FTS104A



FTS110A



FTS111A

## 1973-06 GM Truck/SUV Fuel Tank Mounting Straps **OER** AUTHORIZED

Reproduction fuel tank mounting straps for 1973-06 Chevrolet/GMC truck and SUV models. Manufactured in heavy-duty preformed steel and EDP coated for rust prevention. Available for rear mount or saddle (side) mounted tanks where listed.

Note: \*8' bed. \*\*6' bed.

### Truck

#### CK Models

FTS103A	73-82	25 gal.	rear
FTS104A	73-86	16gal.	saddle
FTS104A	73-86	20gal.	saddle
FTS105A	92-95	31gal.	rear
FTS106A	92-98	22 gal.	saddle
FTS107A*	92-98	34 gal.	saddle
FTS108A*	92-98	25 gal.	saddle
FTS109A**	92-98	25 gal.	saddle

#### R/V Models

FTS104A	87-91	16gal.	saddle
FTS104A	87-91	20gal.	saddle
FTS107A*	88-91	34gal.	saddle
FTS108A*	88-91	25 gal.	saddle
FTS109A**	88-91	25 gal.	saddle
FTS105A	90-91	31 gal.	rear

#### Silverado and Sierra

FTS107A*	99-00	34gal.	saddle
FTS108A*	99-00	25gal.	saddle
FTS109A**	99-00	25 gal.	saddle
FTS106A	99-02	22 gal.	saddle
FTS110A	99-06	26 gal.	saddle

#### SUV

#### Blazer and Jimmy

FTS103A	73-87	25 gal.	rear
FTS111A	73-91	31 gal.	rear

#### Suburban

FTS103A	73-87	25 gal.	rear
FTS111A	73-91	31 gal.	rear
FTS112A	74-91	40 gal.	rear
FTS113A	92-99	42 gal.	rear

## 1967-72 GM Fuel Tank Mounting Bolt Set

**GM** Restoration Parts

It's easy to replace your fuel tank strap carriage bolts, nuts and washers. This set is recommended when replacing fuel tank straps. Prepackaged in OER® bag with header card. Fits 1967-69 GM F-Body and 1968-72 Chevy II/Nova.



K561 67-72 GM

## 1976-81 F-Body/1976-79 X-Body Fuel Tank Strap Hardware

**OER** AUTHORIZED

OER® Authorized reproduction fuel tank strap hardware set for 1976-81 F-Body and 1976-79 X-Body models. This set of 4 bolts is recommended when replacing fuel tank straps.

Note: For use with fuel tank straps #FT1103 and FT1103B.

153351	76-81	F-Body
153351	76-79	X-Body



## Fuel/Brake Dual Line Clips — 3/8" and 1/4"

Correct dual clip for attaching fuel and brake lines to the frame on various GM models. Each clip is made of galvanized steel and are designed to accept one 3/8" and one 1/4" steel fuel line or one steel brake line. Bolt hole is 3/8", bolt not included. Sold individually or as a set of 7 clips. Prepackaged in OER® poly tube.



K22163	3/8" & 1/4"	each
K0094	3/8" & 1/4"	set of 7

## Fuel Line Clips — 3/8" Line

Correct clip for attaching fuel and brake lines to the frame on various GM models. Each clip is made of galvanized steel and are designed to accept one 3/8" steel fuel line. Bolt hole is 3/8", bolt not included. Sold as a set of 6. Prepackaged in OER® poly tube.



K0093	3/8" line	set of 6
-------	-----------	----------

# GM Suspension Components



## 1967-81 Camaro/Firebird/Nova Rear Leaf Springs

Reproductions of the original rear leaf springs for Camaro, Firebird and Nova models. Each leaf spring is designed to offer a correct replacement of the original. Manufactured with correct OEM spec spring rates.

*Note: Shipped double oversize.*

RL5	67-81	Camaro/Firebird, multi-leaf, 5 leaf
RL5	68-79	Chevy II/Nova, multi-leaf, 5 leaf
RL10	67-69	Camaro/Firebird, mono-leaf, coupe
RL10	68-79	Chevy II/Nova, mono-leaf
RL11	67-69	Camaro/Firebird, mono-leaf, convertible
RL12	67-81	Camaro/Firebird, multi-leaf, 4 leaf
RL12	68-79	Chevy II/Nova, multi-leaf, 4 leaf
RL11	68-79	Chevy II/Nova, mono-leaf



## 1967-69 GM F-Body Leaf Spring Liner Set

Full length plastic leaf spring liners promote smooth, friction free spring operation. Quiets ride and prolongs life of the springs. Also features shouldered extension that keeps liners from creeping out of place. Each set completes one car. Packaged in OER® box.

K654	67-69	F-Body	4 leaf
K655	67-69	F-Body	5 leaf



## 1967-74 GM F-Body Leaf Spring Front Eye Bolts

Reproduction bolt used to attach the leaf spring front eye to the front eye bracket on 1967-74 Camaro and Firebird models. Sold in pairs with nuts.

274318	67-74	F-Body	1/2"-20 x 5"
--------	-------	--------	--------------

## 1968-81 GM Sway Bar Bracket and Leaf Spring Anchor Plate Bolt

Bolt used to attach the rear sway bar bracket to the lower anchor plate and leaf spring perch. Bolts are available for models with or without the Heavy-Duty (F41) Suspension option. 4 bolts are required per vehicle. Case hardened for dependability.



481949

332671

### Item #332671 Application:

1968-70 Camaro 8 cyl. (except 307, 327)

1971-81 Camaro without F41 suspension

1972-81 Firebird (except Formula and T/A)

1968-79 Nova without F41 suspension

### Item #481949 Application:

1971-81 Camaro with F41 suspension

1970-81 Firebird Formula 400

1971-81 Trans Am

1974-79 Nova with F41 suspension

332671	68-81	without F41 suspension, 7/16"-20 x 1-5/16"
481949	70-81	with F41 suspension, 7/16"-20 x 1-15/16"

## 1969-81 GM Sway Bar Bracket

Reproduction U-shaped sway bar bushing bracket for various GM models. This bracket clamps the inner sway bar bushings and the sway bar to the subframe. Manufactured from stamped steel. Sold individually, 2 brackets required per vehicle. Prepackaged in OER® poly tube.



1970-81 Camaro front

1984-86 Camaro rear

1969 Firebird 2nd Design w/13/32" dia. bores

1970-81 Firebird exc Trans Am or Formula - front

1984-85 Firebird - rear

1971-81 full size Chevrolet - front

1970-79 Nova - front

1973-84 truck - front or rear

1985-86 truck 3/4 or 1 ton - rear

1987-91 truck RV 1 ton - rear

1969-82 Corvette - front

1970-75 Chevelle - front

1976-81 Malibu - front

1976-81 Monte Carlo - front

1976-81 El Camino - front

1976-81 Lumina - front

1970-81 Vega - front

406887	69-91	GM
--------	-------	----

## 1964-69 GM Front Sway Bar Brackets

OER® reproduction front sway bar bracket for the various GM models listed below. Manufactured from high grade steel to original specifications.



1964-67 Chevelle

1967-68 Camaro

1968-69 Chevy II/Nova 6 cylinder with HD suspension

1968-69 Chevy II/Nova 8

1967-68 Firebird

383493	64-69	GM
--------	-------	----

## 1970-81 GM Rear Sway Bar Bracket

OER® reproduction rear sway bar bracket for 1970-81 Camaro/Firebird models and 1970-79 Nova models. Manufactured from high grade steel to original specifications. Sway bar brackets hold the rear sway bar bushings to the subframe. 2 required.



1970-81 Camaro

1970-81 Firebird

1970-79 Nova

3982300	70-81	GM
---------	-------	----

# GM Suspension Components

## 1970-81 GM F-Body Rear Sway Bar Bushing

Reproduction rear outer sway bar bushing for various 1970-81 Camaro and Firebird models with conventional suspension packages. This bushing is manufactured to original specifications from heavy-duty rubber, as original. Sold individually. 2 required per vehicle. Prepackaged in OER® poly tube.



1970-74 Camaro with special hi-perf 350 (Z28) and/or hi-perf suspension  
1970-74 Camaro with special hi-perf suspension  
1978-79 Camaro with HD suspension and/or Z28  
1980-81 Camaro Z28  
1977-81 Trans Am/Formula models

480913 70-81 F-Body

## 1967-81 GM Rear Leaf Spring U-Bolts

Restoration Parts

Necessary when changing mono-leaf to multi-leaf. Available in the OEM width for original leaf springs and a replacement style available for repro leaf spring plates. Fits 1967-81 GM F-Body and 1968-74 Nova.

*Notes: For use with multi rear leaf springs.*

RL7	67-81	GM	3 1/2" wide
RL7A	67-81	GM	4" wide



## 1967-81 GM F-Body Rear Leaf Spring Shock Extenders

Restoration Parts

Been looking for shock extenders? Look no further! OER® manufacturers these high-quality extenders that not only work, but look good too! Extends shock 2". Used when converting mono-leaf springs to multi-leaf springs on 1967-69 Camaro/Firebird, to reuse mono-leaf shock absorbers.

RL6	67-81	F-Body	fine thread
RL6A	67-81	F-Body	coarse thread



## 1968-69 F-Body Lower Shock Bolt

Reproduction of the lower rear shock mounting bolt for 1968-69 Camaro and Firebird models. This essential bolt was utilized to correctly install the shock absorber to the lower spring mounting perch. For use with multi-leaf springs only. Includes lock washer and nut. Sold individually. 2 required per car. Prepackaged in OER® poly tube.



748600 68-69 F-Body

## 1967-69 Camaro/Firebird Rear Shock Absorber Plastic Cap

Reproduction of the plastic cap that threads onto the top of the shock absorbers to protect the threads from damage. For use on the rear shocks.



C132 67-69 F-Body



K544



K550

## 1962-81 GM Rear Leaf Spring Shackle Set

These OER® quality reproduction shackle sets are for 1967-81 Camaro and Firebird models, and 1962-78 Chevy II/Nova models. Each set includes: 4 bushings, 2 plates, 2 bolts, and 2 two nuts. Will fit multi-leaf or mono-leaf springs. 2 sets required per vehicle. Prepackaged in OER® chipboard box.

K544	67-70	Camaro/Firebird
K550	71-81	Camaro/Firebird
K550	62-78	Chevy II/Nova



RLSC



RLBB

## 1967-81 GM F-Body Rear Leaf Spring Upper and Lower Pads

Restoration Parts

OER® offers 1967-81 Camaro and Firebird upper and lower leaf spring pads. These original quality leaf spring pads are manufactured to specifically fit the applications listed. Each pad is used to insulate the area between the rear leaf spring and the axle tube mounting plate. Two upper pads and two lower pads are required per vehicle.

*Notes: When converting 1967-69 single to multi-leaf applications it will be necessary to install RL8 spring pads.*

### Upper Leaf Spring Pads

RLBA	67-69	Camaro/Firebird	mono-leaf
RLB	68-69	Camaro/Firebird	multi-leaf
RLBB	70-81	Camaro/Firebird	

### Lower Leaf Spring Pads

RLBC	67	Camaro/Firebird	single or multi-leaf
RLCB	68-69	Camaro/Firebird	single leaf
RLB	68-69	Camaro/Firebird	multi-leaf
RLBE	70-81	Camaro/Firebird	all



## 1967-80 GM Rear Leaf Spring Forward Bushing

Reproduction bushing located on the front or forward section of the rear leaf spring. This steel impregnated bushing is seated into the eyelet section of the rear leaf spring. Commonly forgotten replacement part that is usually required when rebuilding the rear suspension. 2 required per vehicle.

1967-80	Camaro	1967-79	Firebird	1975-76	Ventura
1968	Chevy II/Nova	1973-74	Nova	1976-79	Stylark
1975	Full Size Chevrolet	1976-79	Saville	1973-79	Omega

B298 67-80 GM

# GM Suspension Components



R361

## 1967-74 GM Multi-Leaf Spring Installation Set

Set includes: rear shackle kits, upper and lower spring pads, spring front eye bolts and nuts, front spring eye bracket bolts and clip nuts. R361 includes: four T-bolts and two U-bolts. R363 includes: four T-bolts. Prepackaged in OER® box.

**Note:** R361 is for vehicles originally equipped with a rear sway bar. R363 is for vehicles not equipped with a rear sway bar.

1967-69 Camaro/Firebird  
1968-74 Nova and other GM X-Bodies

R361	67-74
R363	67-74 with 4 U-bolts



## 1967-79 GM Mono-Leaf Spring Installation Set

OER® leaf spring installation set for mono-leaf. Includes: rear shackle kits, upper and lower spring pads, spring front eye bolts and nuts, front spring eye bracket bolts and clip nuts, and T-bolts which were used for mono-leaf sets. Prepackaged in OER® box.

1967-70 Camaro/Firebird  
1968-79 Nova and other GM X-Bodies

R360	67-79
------	-------



## 1970-81 GM Multi-Leaf Spring Installation Set

OER® leaf spring installation set for multi-leaf for 1970-81 Camaro/Firebird models. Includes: rear shackle kits, upper and lower spring pads, spring front eye bolts and nuts, front spring eye bracket bolts and clip nuts, two U-bolts and four T-bolts which were used for multi-leaf sets. Prepackaged in OER® box.

1970-81 Camaro/Firebird

R362	70-81
------	-------



## 1962-69 GM Rear Leaf Spring Shackle Bushings

Restoration Parts  
Reproduction rear spring shackle bushings for all 1967-69 F-Body and 1962-69 Chevy II/Nova models. 8 required per vehicle. Prepackaged in individual OER® box. 8 required per vehicle.

1967-69 Camaro/Firebird  
1962-69 Chevy II/Nova

K979	62-69	GM
------	-------	----



## 1970-81 GM Rear Leaf Spring Shackle Bushings

Restoration Parts  
Reproduction rear leaf spring shackle bushings available individually or in sets for 1970-81 Camaro/Firebird models, 1970-79 Nova, 1971-79 Ventura, 1973-79 Apollo/Skylark and 1973-79 Omega. OER® recommends replacing bushings in full sets.

1970-81 Camaro/Firebird  
1970-81 Firebird  
1970-79 Nova and other GM X-Bodies

499473	70-81	individual
R397	70-81	8 piece set



3892751

## 1967-69 GM F-Body Leaf Spring Eye Bracket

OER® reproduction leaf spring front eye brackets for 1967-69 Camaro and Firebird. These stamped steel brackets mount the front end of the leaf springs to the frame rails. They fit mono- or multi-leaf applications.

3892751	67-69	LH
3892752	67-69	RH



480909

## 1968-81 GM F-Body Rear Spring Anchor Plates

OER® reproduction rear spring and shock anchor plates for 1968-81 Camaro and Firebird models. Available for models equipped with rear mono-leaf or multi-leaf springs.

### Mono-leaf

E370	67	LH
E371	68-69	LH
E371	67-69	RH

### Multi-leaf

3934866	68-69	RH
3934865	68-69	LH
480909	70-81	RH
480909	70-81	LH



## 1962-69 GM Front Sway Bar Bushings

These reproduction sway bar bushings are for use on 1962-69 Chevy II/Nova, 1967-69 Camaro/Firebird models with an 11/16" diameter bar. Sold in pairs.

HCB4	62-69	GM
------	-------	----



# GM Suspension Components



## 1969-83 GM Front Sway Bar Bushing

Reproduction front sway bar bushings for various GM models. These rubber bushings are designed for models with a heavy-duty or high-performance suspension with 1" front sway bar. Sold individually, 2 required. Prepackaged in OER® poly tube.

### Camaro

1976-80 all

1981 Z28

1982-83 all

### Nova

1975 with Special Hi-perf Suspension

1976-80 all

### Full Size Chevy

1971-75 wagon

1976-80 all

1981 Caprice Classic with HD Suspension

1981 wagon all

### Chevelle/Malibu

1972 V8 with Special Hi-perf Suspension

1973 Malibu SS

1974-75 wagon with Special Hi-Perf Suspension

1975 with Special Hi-perf Suspension

1976-80 all

1981 wagon exc. F40

### Monte Carlo

1972 454

### Pontiac Firebird

1969 all

1970 400 Exc. Trans Am

1971-73 Formula with 14" wheels

1976-80 all

1982-83 exc. Trans Am

### Pontiac GTO/Lemans

1970-80 all

371773 69-83 GM



## 1962-96 GM Sway Bar Link Set

Correct sway bar link sets are now available for the listings below. Includes all the components to replace the original bushings and hardware. Each set includes: 4 bushings, 1 bolt, 1 nut, 4 washers, and 1 spacer.

18060 1967-82 Camaro/Firebird

18060 1971-96 Impala/Full Size

18060 1962-79 Chevy II/Nova

18060 62-96 2 required



## 1958-64 Impala/Full Size Upper Control Arms AUTHORIZED

Quality reproduction of the upper control arms used on 1958-64 Impala and full size models. These are control arms only, ball joints, bumpers, shafts and bushings are sold separately.

A1000	58-64	LH
A1001	58-64	RH



## 1966-67 Chevy II/Nova Lower Control Arms AUTHORIZED

Reproduction lower control arms for 1966-67 Chevy II/Nova models. Lower control arms include the lower ball joints and bushings already installed on the arm for easy installation.

N1442	66-67	LH
N1443	66-67	RH

## 1955-57 Chevrolet 2" Drop Spindles

These one piece spindles allow you to lower vehicle ride height 2" without affecting steering geometry or suspension travel, which also eliminates the need for bolt-on caliper brackets or steering arms. Cast from the highest quality ductile iron with chromoly CNC-machined pins, these are compatible with factory ball joints and tie rod ends with most 14" wheels. Will allow use of 1979-81 Malibu rotors and 1982-93 S-10 calipers.

*Note: Not for use with drum to disc brake conversion kits.*

TF500042 55-57

## 1966-67 Chevy II/Nova Upper Control Arms AUTHORIZED

Reproduction upper control arms for 1966-67 Chevy II/Nova models. Upper control arms include the upper ball joints and the shafts with bushings already installed on the arm for easy installation.

N1440	66-67	LH
N1441	66-67	RH



## 1962-67 Chevy II/Nova Lower Control Arm Bushing Cap

This cap is necessary when replacing lower control arm bushing for 1962-67 Chevy II/Nova models. 4 required per vehicle.

348390 62-67 Chevy II/Nova

# GM Suspension Components



## 1955-57 Lower Control Arm Shaft Set OER AUTHORIZED

Reproduction lower control arm shaft set for 1955-57 full size models. These lower shafts include rubber bushings, washers, and washer/bushing retainer bolts.

14795 55-57 lower control arms



## 1955-57 Upper Control Arm Shaft Set OER AUTHORIZED

Reproduction upper control arm shaft set for 1955-57 full size models. These upper shafts have an extra 2 degrees of caster built into them. The added caster is a must for cars equipped with power steering. Includes: shafts, rubber bushings, washers, and washer/bushing retainer bolts.

14794 55-57 upper control arms



## 1958-72 GM Upper Control Arm Bumper GM Restoration Parts

Reproduction control arm bumper for a variety of GM applications. OE #384220. Packaged in OER® box. Use as required.

1967-69 Camaro/Firebird  
1963-75 Corvette  
1968-72 Chevy II/Novo  
1964-72 Chevelle/El Camino  
1958-70 Passenger (Impala, Biscayne, Bel Air)

384220 58-72 GM



## 1955-57 Lower Control Arm Bumper

Reproduction front lower control arm bumper for all 1955-57 Chevrolet car models. This bumper is manufactured in rubber with the correct threaded mounting stud as original. Includes: the lock washer and nut. Sold individually. 2 required per car. Prepackaged in OER® poly tube.

7500039 55-57



OER AUTHORIZED

## 1955-72 Lower Control Arm Bumper Black Polyurethane

Reproduction lower control arm bumpers for various GM models listed. Manufactured from long lasting, durable polyurethane material.

1955-57 Tri-5 Chevy  
1968-69 Camaro  
1968-69 Firebird  
1968-72 Chevy II/Novo

991546 55-72



## 1962-81 GM Control Arm Bumpers GM Restoration Parts

Reproduction lower control arm bumper for use with various 1962-81 models.

Exact replica of original. Sold individually. Prepackaged in OER® chipboard box.

3939198 1967 Lower Camaro/Firebird  
3939198 1967-70 Lower GM passenger car models  
3939198 1962-67 Upper Chevy II/Novo  
1362014 1970-81 Upper Camaro/Firebird

3939198 62-70 upper/lower

1362014 70-81 upper



## 1964-72 GM Lower Control Arm Bumper GM Restoration Parts

OER® reproduction of the lower control arm bumper designed to replace the original GM bumper. This OER® reproduction includes correct cosmetic appearance. Comes individually prepackaged in OER® box. Use as required.

1964-72 Chevelle, El Camino, Monte Carlo  
1964-72 GTO, Tempest, Le Mans  
1968-69 Camaro/Firebird  
1968-72 Chevy II/Novo, Ventura, Apollo, Omega

3928362 64-72 GM



## 1970-96 Lower Control Arm Bumper

Reproduction lower control arm rubber bumper for various GM models. Manufactured from durable rubber with the correct mounting stud as original.

1970-75 Camaro w/wh Nova  
special HI PO 350 1973-74 Chevelle  
1976-92 Camaro 1976-81 Chevelle  
1982-92 Firebird 1976-83 Malibu  
1971-74 Impala/Caprice 1976-88 El Camino  
1977-96 Impala/Caprice 1976-88 Monte Carlo

10068783 70-96



## 1964-74 Lower Control Arm Mount Bolt

OER® reproduction bolt used to install the lower control arms on various GM models. Fits front lower control arms. The bolts are made from high strength grade 8 steel which as been formed and thread rolled to exact OE specs with correct head marking, and black oxide coating as original.

Prepackaged in OER® poly tube.

9421430 64-74

# GM Suspension Components



## 1964-75 Upper Control Arm Mount Bolts

OER® reproduction upper control arm cross shaft bolt set used to retain the shaft to the frame mounting ears on various GM vehicles. The grade 8 ratings nuts and bolts are made from high strength steel which as been formed and thread rolled to exact OE specs. Bolt heads feature the correct retaking serrations. Bolts have black oxide coating and zinc coating for the nuts as original. Measures 7/16" - 14 x 2-1/2". Prepackaged in OER® polytube.

### Chevrolet

1964-72 Chevelle  
1967-69 Camaro  
1968-79 Corvette  
1970-75 Nova  
**Oldsmobile**  
1964-72 F85  
1973-75 Omega

### Pontiac

1964-70 Tempest  
1964-72 Grand Prix  
1964-72 Lemans  
1966-71 GTO  
1967-69 Firebird  
1971-75 Ventura

748689 64-75



3892756

3932735

3932734

## 1967-69 Camaro/Firebird Rear Axle Bumpers

OER® reproduction rear axle bumpers for 1967-69 Camaro and Firebird models. Mounts to the rear frame rail above the axle. Prepackaged in OER® box.

### Bumper

3892756	67	LH or RH
3932735	68-69	LH or RH

### Bracket with Bumper


3932733	68-69	LH
3932734	68-69	RH



## 1955-57 Rear Axle Bumper

Reproduction rear axle bumper for 1955-57 Chevrolet car models. Manufactured from molded rubber to factory specifications for originality. Mounts on the rear axle housing. Sold individually. 2 required per car. Prepackaged in OER® polytube.

TF500125 55-57



## 1968-69 Rear Pinion Bumper

Reproduction rear axle pinion bumper for 1968-69 Camaro, Firebird and Chevy II/Nova models. Mounts to the end of the pinion near the yoke. Prepackaged in OER® polytube. Use as required.

1968-69 Camaro  
1968-69 Firebird  
1968-69 Chevy II/Nova

3923564 68-69



## 1973-82 GM Rear Spring Bumper

Reproduction of the rear axle bumper which attaches to the body and helps keeps the rear axle from bottoming out. Manufactured with hard rubber with molded in screws for mounting. Prepackaged in OER® polytube. Use as required.

1976-81 Camaro  
1976-81 Firebird  
1973-79 Nova  
1976-82 Corvette  
1973-79 Pontiac Phoenix/Ventura  
1973-79 Oldsmobile Omega

483746 73-82 GM



378276

## 1967-81 GM Rear Spring Front Bracket Bolt and Nut

This is a quality OER® reproduction bolt and nut to mount the leaf spring front eye bracket on 1967-81 GM F-Body and 1968-79 GM X-Body models.

### Bolt

K3614	67-81	6 piece kit
3791510	67-81	individual

### Nut

K3613	67-81	6 piece kit
378276	67-81	individual



## 1955-83 GM Coil Spring Insulator

This molded rubber insulator mounts between the coil spring and the frame. These insulators keep the spring from riding metal-to-metal on the frame and act as an anti-squeak mechanism. Coil spring insulators were not original on all vehicles but can be used on any coil spring application with the following coil spring dimensions. Measures: 5-5/16" outer diameter, 3-3/4" inner diameter and are 1/4" thick. Sold individually, 2 required per vehicle.

*Note: These insulators will increase ride height equal to the thickness of the insulator.*

W1006 55-83 GM



## 1958-81 3/8" Coil Spring Spacer

Reproduction 3/8" coil spring spacer for the various 1959-81 models listed. This was used by GM on the production line between the lower control arm and the spring to adjust the front end ride height. Sold individually. Prepackaged in OER® polytube.

1959-77 Impala/full size cars  
1967-81 Camaro  
1967-81 Firebird  
1968-79 Chevy II/Nova

14927 59-81

# GM Brake Components



**OER AUTHORIZED**

## 1967-68 Front Disc Brake Backing Plates with 4 Piston Calipers

Reproduction of the original backing plate used with various 1967-68 models with front disc brakes. Includes: LH and RH plates. For use with 4 piston calipers.

1967-68 Camaro  
1967-68 Firebird  
1968 Chevy II/Nova

1967-68 Chevelle/El Camino  
1967-68 GTO  
1967-68 Leslams

KW416 67-68



## 1969-74 GM Disc Brake Backing Plate **OER AUTHORIZED**

Reproduction disc brake backing plates for 1969 Camaro, Firebird and 1969-74 Nova models with single piston front disc brakes and rear drum brakes. Sold in a pair.

**Important:** Not for use with 4 wheel disc brakes (JLS option). Not for use with quick ratio power steering (N44 option).

K1445 69 Camaro  
K1445 69 Firebird  
K1445 69-74 Nova



**OER AUTHORIZED**

## 1969-74 Single Piston Caliper Brackets

Reproduction of the OE caliper brackets for models equipped with single piston disc brake calipers. Each bracket is constructed in stamped steel and features all of the correct holes, curves and contours for an authentic original appearance and fit. Brackets are cad-plated in a gold finish for corrosion resistance.

**Note:** Will not fit models with the JLS brake package.

<b>Chevrolet</b>	<b>Oldsmobile</b>
1969 Camaro	1969-72 Cutlass
1969-74 Nova	1973-74 Omega
1969-72 Chevelle	1967-72 Special
1969-72 El Camino	<b>Pontiac</b>
1970-72 Monte Carlo	1969 Firebird
<b>Buick</b>	1969-72 Grand Prix
1973-74 Apollo	1969-74 GTO

E330 69-74



**OER AUTHORIZED**

## 1967-74 Disc Brake Spindle

OER<sup>®</sup> Authorized reproduction disc brake spindle for various GM models with disc brakes. Sold individually. Fits LH or RH side.

<b>Chevrolet</b>	<b>Oldsmobile</b>
1967-69 Camaro	1967-72 F85
1967-72 Chevelle	1971-74 Omega
1967-72 El Camino	1967-72 Special
1970-72 Monte Carlo	<b>Pontiac</b>
1968-74 Nova	1967-69 Firebird
<b>Buick</b>	1969-72 Grand Prix
1973 Apollo	1974 GTO

K6151 67-74



## 1962-67 Chevy II/Nova Disc Brake Spindle **OER AUTHORIZED**

When converting a 4 lug or 5 lug drum brake to disc brakes, the spindles will need to be changed. This spindle bolts on 1962-67 Chevy II/Nova models and use later style 1969-74 Nova single caliper disc brake components. Sold individually. 2 required per vehicle.

**Note:** Requires 5 lug steering arms RSA01.

DB502 62-67



**OER AUTHORIZED**

## 1962-66 GM Truck Master Cylinder

OER<sup>®</sup> Authorized hydraulic brake master cylinders. Features aluminum and iron castings for an exact match to the design of your vehicle's original equipment.

**Note:** Not for use on early factory disc brake cars.

**Chevrolet Passenger Car Applications**  
1962-66 models without metallic brake shoe linings

**Chevrolet Chevy II/Nova Applications**  
1962-66 models without metallic brake shoe linings

**Chevrolet/GMC Truck Applications**

1/2 ton C series truck with manual brakes  
1963 1" bore, 1st design  
1964-66 1" bore, without flat face coil

1/2 ton K series truck  
1964-66 1" bore, without flat face coil

3/4 ton C series truck  
1963 Maraine cylinder

1963-66 1" bore, without flat face coil

3/4 ton K series truck  
1963-66 All

1/2 ton C series truck with power brakes  
1963-64 Maraine booster, 1" bore  
1963-66 Bendix booster, 1" bore

1/2 ton K series truck with power brakes  
1963-66 Bendix booster, 1" bore

3/4 ton C series truck with power brakes  
1963 conventional, Bendix booster  
1965-66 Bendix booster

3/4 ton K series truck with power brakes  
1964-66 Bendix booster

1 ton C series truck with power brakes  
1963-66 All

MC36006 62-66

# GM Steering Components

## Inner Tie Rod Ends

OER® now offers a wide selection of Inner Tie Rods for many applications throughout the GM line. These quality reproductions will replace the inner tie rod ends exactly as original. For use with OE style suspensions. See the listings for correct applications. Each application will fit LH or RH unless otherwise indicated.



### 1958-64 Inner Tie Rod End

#### Chevrolet

1958-64 Impala  
1958-64 Bel Air  
1958-64 Biscayne

ES597 58-64 LH or RH



### 1965-70 Inner Tie Rod End

#### Chevrolet Truck

1965-70 C20 pickup  
1965-70 C30 pickup  
1968-70 C20 Suburban  
1968-70 P20 van  
1968-70 P30 van

#### GMC Truck

1965-70 C25/C2500 pickup  
1967-70 C35/C3500 pickup  
1968-70 C25/C2500 Suburban  
1968-70 P25/P2500 van  
1968-70 P35/P3500 van

ES38R 65-70 LH or RH



### 1971-81 Inner Tie Rod End

#### Chevrolet

1975-79 Camaro, LH  
1980-81 Camaro, LH V8  
1975-79 Nova, LH

1975 Monza, LH or RH

1971-75 Vega, LH or RH

#### Buick

1975 Apollo, LH

1975-77 Skylark, LH

1978-79 Skylark, LH with man. steer

#### Oldsmobile

1975-77 Omega, LH

1978-79 Omega, LH with man. steer

#### Pontiac

1977 Phoenix, LH

1978-79 Phoenix, LH with man. steer

1975-77 Ventura, LH

ES442L 71-81 LH



### 1963-64 Inner Tie Rod End

#### Chevrolet Truck

1963-64 C10 pickup  
1963-64 P10 Series

#### GMC Truck

1963-64 GMC 1000 pickup

ES678 63-64 LH or RH



### 1966-80 Inner Tie Rod End

#### Chevrolet Cars

1967-69 Camaro  
1968-74 Chevy II/Novato  
1966-70 Chevelle

1966-70 El Camino

1967 Malibu

1970 Monte Carlo

1976-80 Monza

1976-77 Vega

#### Buick

1973-74 Apollo

1970 GS

1968-69 GS 350

1968-69 GS 400

1970 GS 455

1975-80 Skylark

1967-70 Skylark

1967-69 Special

1968-70 Sportwagon

#### Chevrolet Truck

1971-72 G10 van

1971 G20 van

1971 G30 van

#### GMC Truck

1971 G15/G1500 van

1971 G25/G2500 van

#### Oldsmobile

1967-70 442

1967-70 Cutlass

1967-70 F85

1973-74 Omega

1975-80 Starfire

1967-70 Vista Cruiser

#### Pontiac

1967-68 Firebird

1975-77 Astro

1969-70 Grand Prix

1967-70 GTO

1967-70 LeMans

1970 Safari

1976-80 Sunbird

1967-70 Tempest

1971-72 Ventura

### 1965-70 Inner Tie Rod End

#### Chevrolet

1965-68 Bel Air

1965-68 Biscayne

1966-68 Caprice

1965-68 Impala

#### Chevrolet Truck

1965-70 C10 pickup

1969 Blazer

1967 Suburban

1968-70 C10 Suburban

1965-67 P10 Series

1968-70 P10 van

1965-70 G10 van

#### GMC Truck

1965-70 C15/C1500 pickup

1967 C25/C2500 pickup

1970 Jimmy

1967 Suburban

1968-70 C15/C1500 Suburban

1965-70 P15/P1500 van

1965-70 G15/G1500 van

ES370R 65-70 LH or RH



### 1975-81 Inner Tie Rod End

#### Chevrolet

1975-79 Camaro, RH

1980-81 Camaro, RH V8

1975-79 Nova, RH

#### Buick

1975 Apollo, RH

1975-77 Skylark, RH

1978-79 Skylark, RH with man. steer

#### Oldsmobile

1975-77 Omega, RH

1978-79 Omega, RH with man. steer

#### Pontiac

1977 Phoenix, RH

1978-79 Phoenix, RH with man. steer

1975-77 Ventura, RH

ES443L 75-81 RH



### 1982-92 Inner Tie Rod End

#### Chevrolet

1982-92 Camaro

#### Pontiac

1982-92 Firebird

ES227L 82-92 LH or RH

# GM Steering Components

## Outer Tie Rod Ends

OER® offers a wide selection of outer tie rods for many applications throughout the GM line. These quality reproductions will replace the outer tie rod ends exactly as original. For use with OE style suspensions. See the listings for correct applications. Each application will list LH or RH unless otherwise indicated.



### 1963-67 Outer Tie Rod End

Chevrolet (fits LH or RH)

1963-67 Chevy II/Novo

ES675 63-67 2 req.



### 1965-70 Outer Tie Rod End

#### Chevrolet Cars

1965-68 Bel Air  
1965-68 Biscayne  
1965-68 Impala  
1966-68 Gipsy  
**Chevrolet Truck**  
1965-70 C10 pickup  
1969 Blazer  
1967 Suburban  
1968-70 C10 Suburban  
1965-67 P10 Series  
1968-70 P10 van  
1967-70 G10 van

#### GMC Truck

1965-70 C15/C1500 pickup  
1967 C25/C2500 pickup  
1970 Jimmy  
1967 Suburban  
1968-70 C15/C1500 Suburban  
1967-70 P15/P1500 van  
1967-70 G15/G1500 van

ES350L 65-70 LH or RH



### 1965-70 Outer Tie Rod End

#### Chevrolet Truck

1965-70 C20 pickup  
1965-70 C30 pickup  
1968-70 C20 Suburban  
1968-70 P20 van  
1968-70 P30 van

#### GMC Truck

1965-70 C25/C2500 pickup  
1967-70 C35/C3500 pickup  
1968-70 C25/C2500 Suburban  
1968-70 P25/P2500 van  
1968-70 P35/P3500 van

ES358L 65-70 LH or RH



### 1967-74 Outer Tie Rod End

#### Chevrolet

1967-69 Camaro  
1968-74 Chevy II/Novo

#### Buick

1973-74 Apollo  
**Oldsmobile**  
1973-74 Omega

#### Pontiac

1968 Firebird  
1971-72 Ventura

ES381R 67-74 LH or RH



### 1982-82 Outer Tie Rod End

#### Chevrolet

1982-92 Camaro

#### Pontiac

1982-92 Firebird

ES2226R 82-92 LH or RH



### 1963-82 Outer Tie Rod End

#### Chevrolet

1963-64 Bel Air  
1963-64 Biscayne  
1963-64 Impala  
1967 Chevy II/Novo  
1967-82 Corvette  
1963 Corvair  
1963-64 P10 Series

ES323L 63-82 LH or RH



### 1973-81 Outer Tie Rod End

#### Chevrolet

1980-81 Camaro V6  
1973 Chevelle  
1973-77 El Camino  
1973-76 Laguna  
1973-77 Malibu  
1973-77 Monte Carlo

#### Buick

1973-77 Century  
1973-77 Regal  
1975 Skylark  
1978-79 Skylark

#### Cadillac

1976-79 Seville

#### GMC Truck

1973-77 Sprint

#### Oldsmobile

1973-77 Cutlass  
1975-77 Cutlass Supreme  
1978-79 Omega  
1973-77 Vista Cruiser

#### Pontiac

1975-81 Firebird  
1973-75 Grand Am  
1975-77 Grand LeMans  
1973-77 Grand Prix  
1973 GTO  
1973-77 LeMans  
1977-79 Phoenix

ES427R 73-81 LH or RH



### 1975-81 Outer Tie Rod End

#### Chevrolet

1975-79 Camaro  
1980-81 Camaro V8

#### Buick

1975 Apollo  
1975-79 Skylark

#### Oldsmobile

1975-79 Omega

#### Pontiac

1975-81 Firebird  
1975-77 Ventura  
1977-79 Phoenix

ES441R 75-81 LH or RH



### 1958-69 Tie Rod Adjusting Sleeve

#### Chevrolet

1958-64 Biscayne  
1958-64 Bel Air  
1958-64 Impala  
1960-69 Corvair

1962 Chevy II/Novo (1st design)

#### Chevrolet Truck

1960-64 Chevrolet C10 pickup  
1960-64 Chevrolet C20 pickup  
1960-64 Chevrolet C30 pickup  
1960-64 Chevrolet Suburban  
1960-64 Chevrolet P10 van  
1961-65 Corvair Truck

#### GMC Truck

1960-62 GMC 1000 pickup  
1960-62 GMC 1000 Suburban  
1960-63 GMC 1500 pickup  
1960-63 GMC 1500 Suburban  
1963-66 GMC P1000 van

ES312S 58-69 LH or RH

# GM Steering Components



## 1965-74 Tie Rod Adjusting Sleeve

<b>Chevrolet</b>	<b>GMC Truck</b>
1965-70 Bel Air	1965-70 C15/C1500 pickup
1965-70 Biscayne	1965-70 C25/C2500 pickup
1969-70 Brookwood	1965-70 C35/C3500 pickup
1966-70 Caprice	1970 Jimmy
1965-70 Impala	1967 Suburban
1968-70 Kingswood	1968-70 C15/C1500
1969-70 Tacoman	<b>Suburban</b>
1967-69 Camaro	1968-70 C25/C2500
1968-74 Chevy II/Novu	1965-70 G15/G1500 van
<b>Chevrolet Truck</b>	<b>Oldsmobile</b>
1965-70 C10 pickup	1973-74 Omega
1965-70 C20 pickup	<b>Pontiac</b>
1965-70 C30 pickup	1967-68 Firebird
1967 Suburban	1971-72 Ventura Buick
1968-70 C10 Suburban	1973-74 Apollo
1968-70 C20 Suburban	
1965-70 G10 van	
1965-70 G20 van	

ES2005 65-74 LH or RH



## 1967-01 Tie Rod Adjusting Sleeve

<b>Chevrolet</b>	<b>Isuzu</b>
1971-75 Bel Air	1976-00 Hombre
1971-72 Biscayne	<b>Oldsmobile</b>
1971-72 Brookwood	1967-84 98
1971-96 Caprice	1971 442
1971-85 Impala	1991-94 Bravada
1994-96 Impala SS	1998-01 Bravada
1971-72 Kingswood	1971-92 Custom Cruiser
1971-72 Townsman	1967 Cutlass
1971-81 Camaro	1971-77 Cutlass
1975-79 Nova	1983 Cutlass Cruiser
1971-73 Chevelle	1971-77 Cutlass
1971-77 El Camino	Supreme
1975-76 Laguna	1967-68 Delmont 88
1973-77 Malibu	1967-85 Delta 88
1971-77 Monte Carlo	1971-72 F85
<b>Cadillac</b>	1975-79 Onega
1965-74 Calais	1967-70 Toronado
1975-84 Comm'l Chassis	1973-85 Toronado
1967-85 Eldorado	1971-77 Vista Cruiser
1999-00 Escalade	<b>Pontiac</b>
1967-96 Fleetwood	1969-81 Firebird
1976-85 Seville	1967-81 Bonneville
<b>Buick</b>	1967-81 Catalina
1975 Apollo	1967-70 Executive
1971-73 Centurion	1973-75 Grand Am
1975-77 Century	1975-77 Grand LeMans
1981	1967-68 Grand Prix
1967-89 Electra	1971-77 Grand Prix
1970-79 Estate Wagon	1971-78 Grand Safari
1971-72 GS	1971-75 Grandville
1971-72 GS 455	1971-73 GTO
1969-90 LeSabre	1969 LeMans
1973-77 Regal	1971-77 LeMans
1967-85 Riviera	1983-86 Parisienne
1991-96 Roadmaster	1977-79 Phoenix
1968 Skylark	1967-89 Safari
1971-72 Skylark	1968 Tempstar
1975-79 Skylark	1972-77 Ventura
1971-72 Sportwagon	
1967-70 Wildcat	

ES2004S 67-01 LH or RH



## 1971-02 Tie Rod Adjusting Sleeve for Trucks

<b>GMC Truck</b>	1972-98 G15/G25/G35 van	1988-02 CK3500 pickup
1971-86 C15/C25/C35 pickup	1999-02 Savana 15/25/35	1972-87 Blazer
1987 R15 pickup	1983-90 S15 pickup	1995-00 Tahoe
1987-89 R25/R2500 pickup	1991-02 Sonoma	1971-86 C10/C20 Suburban
1987-91 R35/R3500 pickup	1983-94 S15 Jimmy	1987-91 R10/R1500 Suburban
1988-99 CK1500 pickup	1995-01 Jimmy	1987-91 R20/R2500 Suburban
1988-00 CK2500 pickup	1991 Syclone	1992-99 CK1500 Suburban
1988-02 CK3500 pickup	1992-93 Typhoon	1992-99 CK2500 Suburban
1971-91 Jimmy	1985-02 Safari	1971-72 F10/P20/P30 van
1982-00 Yukon	1971-77 Sprint	1990-99 P30/P3500 van
1971-86 C15/C25 Suburban	<b>Chevrolet Truck</b>	1971-98 G10/G20/G30 van
1987-91 R15/R1500 Suburban	1971-86 C10/C20/G30 pickup	1999-02 Express 15/25/35
1987-91 R25/R2500 Suburban	1987 R10 pickup	1983-02 S10 pickup
1992-99 CK1500 Suburban	1988-89 R20/R2500 pickup	1983-94 S10 Blazer
1992-99 CK2500 Suburban	1987-91 R30/R3500 pickup	1995-02 Blazer
1971-72 P15/P25/P35 van	1988-99 CK1500 pickup	1985-02 Astro
1990-99 P35/P3500 van	1988-00 CK2500 pickup	

ES2004S 71-02 LH or RH



## 1962-95 Tie Rod Adjusting Sleeve

<b>Chevrolet</b>	1967-70 LeMans	1970 GS
1982-92 Camaro	1976-81 LeMans	1968-69 GS 350
1962-67 Chevy II/Novu	1970 Safari	1968-69 GS 400
1966-70 Corvair	1976-80 Stribling	1970 GS 455
1966-70 El Camino	1967-70 Tempest	1978-87 Regal
1978-87 El Camino	<b>Chevrolet Truck</b>	1975-80 Skyhawk
1967 Malibu	1971-72 G10 Van, without disc brakes	1967-70 Skylark
1978-83 Malibu	1971 G20 Van	1967-69 Special
1970 Monte Carlo	1982-95 S10 Pickup	1968-70 Sportwagon
1978-88 Monte Carlo	1975-80 S10 Blazer	<b>Oldsmobile</b>
1975-80 Monza	1995 Blazer	1967-70 442
1971-77 Vega	<b>GMC Truck</b>	1967-70 Cutlass
1982-92 Firebird	1971-72 G25/G2500 van	1978-81 Cutlass
1975-77 Astro	1982-90 S15 pickup	1985-87 Cutlass
1982-86 Bonnevillie	1991-95 Sonoma	1978-84 Cutlass Cruiser
1978-80 Grand Am	1983-94 S15 Jimmy	1978-88 Cutlass Supreme
1978-81 Grand LeMans	1995 Jimmy	1967-70 F85
1969-70 Grand Prix	1978-87 Caballero	1975-80 Starfire
1978-87 Grand Prix	1978-81 Century	1971-73 Toronado
1967-70 GTO		1967-70 Vista Cruiser

ES2032S 62-95 LH or RH



## 1958-64 Impala/Full Size Centerlink Adapter AUTHORIZED

This centerlink adaptor screws onto the end of the draglink in place of the factory power steering control valve. This adaptor is required when converting to a 500, 605, or 670 series power steering gearbox. Uses the factory power steering pitman arm.

14793 58-64 centerlink adaptor

# GM Steering Components



## 1967-72 GM Pitman Arm

Quality reproduction pitman arm designed for the applications listed below. Includes pitman arm and hardware. Prepackaged in OER® box.

### Chevrolet

1967-69 Camaro, with PS, without Z28  
1968-72 Nova, with PS

### Pontiac

1967-68 Firebird, 6 cylinder with PS

3989445 67-72 GM



## 1967-88 Firebird Pitman Arm

Quality reproduction pitman arm designed for the applications listed below. Includes pitman arm and hardware. Prepackaged in OER® box.

### Pontiac

1967-68 Firebird, V8, with PS

9789157 67-68 Firebird



## 1967-69 GM Pitman Arm

Quality reproduction of the original pitman arm designed for the applications listed below. Includes pitman arm and hardware. Prepackaged in OER® box.

### Chevrolet

1967 Camaro, V8, without PS  
1967-69 Camaro Z28 302

### Pontiac

1967 Firebird, 6 cylinder with PS

3953225 67-69 GM

## 1963-67 Chevy II/Nova Manual Steering Pitman Arm

Quality reproduction pitman arm designed for 1963-67 Chevy II/Nova models with manual steering. Includes pitman arm and hardware. Prepackaged in OER® box.

3909951 63-67 Chevy II/Nova

## 1973-99 Chevy/GMC Truck Pitman Arm

Quality reproduction pitman arm designed for most 1973-99 Chevrolet/GMC truck models. This pitman arm fits many applications. See the listing below for correct applications. Includes pitman arm and hardware. Prepackaged in OER® box.

### Chevrolet Trucks

1973-86 C10 pickup  
1973-86 C20 pickup  
1973-86 C30 pickup  
1987 R10 pickup  
1987-88 R20 pickup  
1989 R2500 pickup  
1987-88 R3500 pickup  
1989-91 R3500 pickup  
1973-87 Blazer  
1973-86 C10 Suburban  
1973-86 C20 Suburban  
1987-88 R10 Suburban  
1987-88 R20 Suburban  
1989-91 R2500 Suburban  
1989-91 R3500 Suburban  
1973-88 R30 van  
1974-99 F30 van

### GMC Trucks

1973-86 C15/C1500 pickup  
1973-86 C25/C2500 pickup  
1973-86 C35/C3500 pickup  
1987 R1500 pickup  
1987-89 R2500 pickup  
1987-91 R3500 pickup  
1973-91 Jimmy  
1973-86 C15/C1500 Suburban  
1973-86 C25/C2500 Suburban  
1987-91 R1500 Suburban  
1987-91 R2500 Suburban  
1973-80 P15/P1500 van  
1973-88 P25/P2500 van  
1974-99 P35/P3500 van

18755 73-99 2WD



## 1955-57 Impala/Full Size Idle Arm

Reproduction of the idler arm for 1955-57 cars with manual steering. The idler arm bolts to the frame on the passenger and the centerlink attaches to it. Includes mounting bolts.

TF500030 55-57 idler arm



**OER AUTHORIZED**

## 1958-60 Impala/Full Size Idle Arm

Quality reproduction idler arm for 1958-60 Impala/full size car models with manual or power steering. One required per car.

14792 58-60 idler arm



**OER AUTHORIZED**

## 1961-66 Idler Arm Assembly

Reproduction of the idler arm assembly for 1961-64 Impala/full size cars and 1963-66 Chevrolet and GMC 1/2 ton - 2 wheel drive truck models.

1961-64 Impala/full size  
1963-66 GM truck 1/2 ton, 2WD

18573 61-66

## 1967 GM Idler Arm Assembly

Reproduction idler arm designed for the applications listed below. Includes idler arm and hardware. Prepackaged in OER® box.

Chevrolet  
1967 Camaro  
Pontiac  
1967 Firebird

3908383 67 GM

## 1968-74 GM Idler Arm Assy

Reproduction idler arm designed for the applications listed below. Includes idler arm and hardware. Prepackaged in OER® box.

Chevrolet  
1968-69 Camaro  
1968 Chevy II  
1970-74 Nova  
Buick  
1973-74 Apollo  
Oldsmobile  
1973-74 Omega  
Pontiac  
1968 Firebird  
1971-72 Ventura

3989447 68-74 GM



# GM Steering & Suspension Components

## 1969-74 GM Idler Arm Assy

Reproduction idler arm designed for the applications listed below. Includes idler arm and hardware. Prepackaged in OER® box.



Pontiac	
1969	Firebird
1972	Phoenix with 350
1972	Ventura with 350
1973-74	Phoenix
1973-74	Ventura

7806613	69	GM
7806613	72-74	GM

## 1970-81 GM Idler Arm Assy

Reproduction idler arm designed for the applications listed below. Includes idler arm. Prepackaged in OER® box.



Chevrolet	
1970-81	Camaro
1975-79	Nova, with PS exc. Rally Susp.

Buick	
1975	Apollo, with PS exc. Rally Susp.
1975-79	Skyllark, with PS exc. Rally Susp.

Cadillac	
1976-79	Seville
Oldsmobile	
1975-76	Omega
1977	Omega, exc. variable ratio PS
1975-79	Omega, with PS

Pontiac	
1972-81	Firebird
1975-79	Ventura, exc. Rally Susp.
1977-79	Phoenix, with PS exc. Rally Susp.

18753	70-81	GM
-------	-------	----



## 1958-62 GM Manual Center Drag Link

Reproduction manual center drag link for 1958-62 full size Chevrolet models. Also for use when switching from "ram" style power steering to a "605" style power steering gear box. Ready-to-install!

3750827	58-62
---------	-------



## 1965-66 Chevrolet Center Drag Link

Reproduction drag link for 1965-66 Chevrolet Impala and full size models. Includes hardware. Ready-to-install!

3893383	65-66	GM
---------	-------	----



## 1970-81 GM Center Drag Link

Reproduction drag link for 1970-81 vehicles. See the listing below for correct applications. Includes hardware. Ready-to-install!

Chevrolet	
1970-71	Camaro with Spl. Hi Perf.
1970-73	Camaro with PS
1974-79	Camaro
1980-81	Camaro V8
1975-79	Nova

Buick	
1975	Apollo
1975-77	Skyllark
1978-79	Skyllark with manual steering
1978-79	Skyllark PS with Rally Susp.

Oldsmobile	
1975-77	Omega
1978-79	Omega with manual steering
Pontiac	
1977	Phoenix PS with Rally Susp.
1978-79	Phoenix with manual steering
1975	Ventura
1976-77	Ventura with PS

DS829	70-81	GM
-------	-------	----



## 1955-82 GM Upper Control Arm Bushings

Reproduction upper control arm bushing for applications listed below. Individually prepackaged in OER® poly tube. Use as required.

Chevrolet	
1955-57	150 Series
1955-57	210 Series
1955-70	Bel Air
1958-70	Biscayne
1969-70	Brookwood
1966-70	Caprice
1958	Del Ray
1959-70	Impala
1969-70	Kingswood
1969-70	Townsmen
1967-69	Camaro
1968-74	Nova
1963-82	Corvette
1964-72	Chevelle
1964-72	El Camino
1970-72	Monte Carlo
Buick	
1973-74	Apollo
1970-72	GS
1968-69	GS 350
1968-69	GS 400
1970-72	GS 455
1967-72	Skyllark
1967-69	Special
1968-72	Sportwagon
GM Trucks	
1971-72	Sprint
Oldsmobile	
1965-71	442
1973	Custom Cruiser
1964-72	Cutlass
1967-72	Cutlass Supreme
1964-72	F85
1973-74	Omega
1967-72	Vista Cruiser
Pontiac	
1967-69	Firebird
1969-72	Grand Prix
1964-72	GTO
1964-72	LeMans
1970	Safari
1964-70	Tempest
1971-74	Ventura

12162	55-82	GM
-------	-------	----



## 1962-67 Nova Upper Control Arm Bushings

Reproduction upper control arm bushing for applications listed below. Individually prepackaged in OER® poly tube. Use as required.

Chevrolet	
1962-67	Chery II/Nova

12207	62-67	Nova
-------	-------	------



## 1967-79 GM Upper Control Arm Bushings

Reproduction upper control arm bushing for applications listed below. Individually prepackaged in OER® poly tube. Use as required.

Chevrolet	
1971-75	Bel Air
1971-72	Biscayne
1971-72	Brookwood
1971-79	Caprice
1971-79	Impala
1971-72	Regwood
1971-72	Townsmen
1971-79	Camaro (rear)
1975-79	Nova
1973	Chevelle
1973-77	El Camino
1973-76	Laguna
1973-77	Multibu
1973-77	Monte Carlo
Buick	
1975	Apollo
1971-73	Centurion
1973-77	Granury
1971-79	Electra
1971-79	Estate Wagon
1971-79	LeSabre
1973-77	Regal
1971-78	Riviera
1975-79	Skyllark
Cadillac	
1976	Galais
1976-79	Comm'l Chassis
1975-79	Daville
1976-79	Fleetwood
1976-79	Seville
GM	
1973-77	Sprint
Oldsmobile	
1967-79	Custom Cruiser
1967	Cutlass
1973-77	Cutlass
1967-68	Delmont 88
1967-79	Delta 88
1975-79	Omega
1973-77	Vista Cruiser
Pontiac	
1970-79	Firebird
1971-79	Bonneville
1971-79	Galatina
1973-75	Grand Am
1975-77	Grand LeMans
1973-77	Grand Prix
1971-78	Grand Safari
1971-75	Grandville
1973	GTO
1973-77	LeMans
1972-79	Phoenix
1975-77	Ventura

12235	67-79	GM
-------	-------	----

# GM Suspension Components



## 1964-74 GM

### Lower Control Arm Bushing

Reproduction forward lower control arm bushing for applications listed below. Individually prepackaged in OER<sup>®</sup> poly tube. Use as required.

#### Toward Front Of Vehicle

**Buick**  
1973-74 Apollo  
1966-72 Skylark  
**Chevrolet**  
1969 Camaro  
1969-74 Nova  
**Pontiac**  
1974 GTO  
1971-74 Ventura

#### Toward Rear Of Vehicle

**Chevrolet**  
1967-68 Camaro  
1970 Camaro  
1966-69 Chevelle  
(2nd design)  
1968 Nova  
**Oldsmobile**  
1966-68 F85  
1973-74 Omega  
**Pontiac**  
1967-73 Firebird

12237 64-74 GM



## 1968-74 GM

### Lower Control Arm Bushing

Reproduction rearward lower control arm bushing for applications listed below. Individually prepackaged in OER<sup>®</sup> poly tube. Use as required.

#### Toward Front Of Vehicle

**Chevrolet**  
1967-68 Camaro  
1970-74 Camaro  
1966-67 Chevelle  
1971-74 Chevelle  
1973-74 Impala/Caprice  
1968 Nova  
**Oldsmobile**  
1966-72 F85  
1973-74 Omega  
**Pontiac**  
1967-73 Firebird

#### Toward Rear Of Vehicle

**Buick**  
1973-74 Apollo  
1966-73 Skylark  
**Chevrolet**  
1969 Camaro  
1969-74 Nova  
**Pontiac**  
1971-74 Ventura

12258 66-74 GM

## 1970-02 GM Lower Control Arm Bushing

### Chevrolet

1971-75 Bel Air  
1971-72 Biscayne  
1971-72 Brookwood  
1971-96 Caprice  
1971-85 Impala  
1994-06 Impala SS  
1971-72 Kingswood  
1971-72 Townsman  
1973-81 Camaro  
1975-79 Nova  
1973 Chevelle  
1973-77 El Camino  
1973-76 Laguna  
1975-76 Laguna\*  
1975-77 Malibu  
1975-77 Monte Carlo\*  
1975-77 Monte Carlo\*

### Buick

1975 Apollo  
1971-73 Centurion  
1973-75 Century\*  
1975-77 Century  
1981 Century  
1971-89 Electra  
1971-79 Estate Wagon  
1971-90 LeSabre  
1973-77 Regal\*  
1975-77 Regal  
1971-78 Riviera\*  
1971-85 Riviera  
1971-96 Roadmaster  
1975-79 Skylark

### Cadillac

1977-84 Comm'l Chassis  
1977-84 Deville  
1979-85 Eldorado  
1977-96 Fleetwood  
1976-79 Seville\*  
1976-85 Seville

### Chevrolet Truck

1983-02 S10 pickup  
1983-94 S10 Blazer  
1985-02 Astro

### GM Truck

1983-90 S15 pickup  
1991-02 Sonoma  
1983-94 S15 Jimmy  
1995-01 Jimmy  
1991 Cyclone  
1992-93 Typhoon  
1985-02 Safari  
1973-77 Sprint  
1975-77 Sprint\*

### Oldsmobile

1977-84 98  
1991-94 Bravada  
1996-01 Bravada  
1977-82 Custom Cruiser  
1973-77 Cutlass  
1983 Cutlass Cruiser  
1973-77 Cutlass Supreme  
1977-85 Delta 88  
1975-79 Omega  
1978-85 Toronado  
1973-77 Vista Cruiser  
**Pontiac**  
1971-81 Bonneville  
1971-81 Catalina  
1970-81 Firebird  
1973-75 Grand Am  
1975-77 Grand Lemans  
1973-77 Grand Prix  
1971-78 Grand Safari  
1971-75 Grandville  
1973 GTO  
1970-81 Camaro  
1975-79 Nova  
1973 Chevelle  
1973-87 El Camino  
1975-76 Laguna  
1973-83 Malibu  
1975-79 Nova  
1973 Chevelle  
1973-87 El Camino  
1975-79 LeSabre  
1973-83 Malibu  
1973-87 Monte Carlo

**Note:** \*Use only #12297 for these models.

12297\* 70-02 GM

12298 70-02 GM



## 1955-82 GM Upper Ball Joint

### Chevrolet

1955-57 150 Series  
1955-57 210 Series  
1955-70 Bel Air  
1958-70 Biscayne  
1969-70 Brookwood

### Oldsmobile

1966-70 Caprice  
1958 Del Ray  
1959-70 Impala  
1969-70 Kingswood  
1969-70 Townsman  
1967-82 Corvette

10203 55-82 GM



## 1964-74 GM Upper Ball Joint

### Chevrolet

1967-69 Camaro  
1968-69 Chevy II  
1970-74 Nova  
1965-72 Chevelle  
1966-72 El Camino  
1964 Malibu  
1967 Malibu  
1970-72 Monte Carlo  
1970-72 Apollo  
1970-72 GS  
1968-69 GS 350  
1968-69 GS 400  
1970-72 GS 455  
1967-72 Skylark  
1967-69 Sport  
1968-72 Specialaustron

### Buick

1973-74 Apollo  
1970-72 GS  
1968-69 GS 350  
1968-69 GS 400  
1970-72 GS 455  
1967-72 Skylark  
1967-69 Sport  
1968-72 Specialaustron

### Pontiac

1967-69 Firebird  
1966-72 Grand Prix  
1967-72 GTO  
1967-72 LeMans  
1970 Safari  
1967-70 Tempest  
1971-74 Ventura

10195 64-74 GM



## 1970-02 GM Upper Ball Joint

### Chevrolet

1971-75 Bel Air  
1971-72 Biscayne  
1971-72 Brookwood  
1971-96 Caprice  
1971-85 Impala  
1985-02 Impala SS  
1971-72 Kingswood  
1971-72 Townsman  
1970-81 Camaro  
1975-79 Nova  
1973 Chevelle  
1973-87 El Camino  
1975-76 Laguna  
1973-83 Malibu  
1975-79 Nova  
1973 Chevelle  
1973-87 El Camino  
1975-79 LeSabre  
1973-83 Malibu  
1973-87 Monte Carlo

### Buick

1975 Apollo  
1971-73 Centurion  
1973-81 Century  
1971-89 Electra  
1971-79 Estate Wagon  
1971-90 LeSabre  
1973-87 Regal  
1971-85 Riviera  
1991-96 Roadmaster  
1975-79 Skylark

### Cadillac

1977-84 Comm'l Chassis  
1977-84 Deville  
1979-85 Eldorado  
1977-96 Fleetwood  
1976-85 Seville  
1971-75 Grandville  
1973 GTO  
1970-81 Camaro  
1975-79 Nova  
1973 Chevelle  
1973-87 El Camino  
1975-79 Laguna  
1973-83 Malibu  
1975-79 Nova  
1973 Chevelle  
1973-87 El Camino  
1975-79 LeSabre  
1973-83 Malibu  
1973-87 Monte Carlo

### GM Truck

1971-72 Sprint  
**Oldsmobile**  
1967-71 442  
1973 Custom Cruiser  
1967-72 Cutlass  
1971-72 Cutlass Supreme  
1967-72 F85  
1973-74 Omega  
1967-72 Vista Cruiser  
**Pontiac**  
1967-69 Firebird  
1966-72 Grand Prix  
1967-72 GTO  
1967-72 LeMans  
1970 Safari  
1967-70 Tempest  
1971-74 Ventura

### Isuzu

1982-90 S15 pickup  
1991-02 Sonoma  
1983-94 S15 Jimmy  
1995-01 Jimmy  
1985-02 Safari  
1978-87 Gallardo  
1973-77 Sprint

### Oldsmobile

1966-80 Hombre  
1971-84 98  
1971-92 Custom Cruiser  
1973-81 Cutlass  
1985-87 Cutlass  
1978-84 Cutlass Calais  
1978-83 Cutlass Cruiser  
1973-88 Cutlass Supreme  
1971-85 Delta 88  
1975-79 Omega  
1978-85 Toronado  
1973-77 Vista Cruiser  
**Pontiac**  
1971-81 Firebird  
1971-86 Bonneville  
1971-81 Catalina  
1973-75 Grand Am  
1978-80 Grand Am  
1973-81 Grand Lemans  
1973-87 Grand Prix  
1971-78 Grand Safari  
1973-75 Grandville  
1973 GTO  
1975-81 LeMans  
1983-86 Parisienne  
1977-79 Phoenix  
1987-89 Safari  
1975-77 Ventura

10268 70-02 GM

# GM Suspension Components



## 1962-67 Chevrolet Upper Ball Joint

**Chevrolet**  
1962-67 Chevy II/Novaa

10172 62-67 Chevrolet



## 1958-82 GM Lower Ball Joint

**Chevrolet**  
1958-70 Bel Air  
1958-70 Biscayne  
1969-70 Brookwood  
1966-70 Caprice  
1958 Del Ray  
1959-70 Impala  
1969-70 Kingwood  
1969-70 Toronado  
1967-82 Corvete  
1961-64 Corvair

10231 58-82 GM



## 1964-67 GM Lower Ball Joint

**Chevrolet**  
1962-67 Chevy II/Novaa

10173 62-67 GM



## 1963-72 GM Lower Ball Joint

**Chevrolet Truck**  
1966-70 C10 pickup  
1967 Suburban  
1968-70 C10  
**Suburban**  
1963-67 P10 Series  
1968-70 P10 van  
1974-72 G10 van  
1971 G20 van  
**GM Truck**  
1967-70 C1500 pickup  
1970 Jimmy  
1967 Suburban  
1968-70 C1500  
**Suburban**  
1967-70 P15/P1500 van  
1971-72 G15/G1500 van  
1971 G25/G2500 van

10186 63-72 GM



## 1964-74 GM Lower Ball Joint

**Chevrolet**  
1967-69 Camaro  
1968-69 Chevy II  
1970-74 Nova  
1965-72 Chevelle  
1966-72 El Camino  
1964 Malibu  
1967 Malibu  
1970-72 Monte Carlo  
**Buick**  
1973-74 Apollo  
1970-72 GS  
1968-69 GS 350  
1968-69 GS 400  
1970-72 GS 455  
1967-72 Skylark  
1967-69 Special  
1968-72 Sportwagon  
**GM Truck**  
1967-72 Custom  
**Oldsmobile**  
1973 Custom  
**Cruiser**  
1967-72 Cutlass  
1971-72 Cutlass  
**Supreme**  
1967-72 F85  
1973-74 Omega  
1967-72 Vista Cruiser  
**Pontiac**  
1969-69 Firebird  
1968-72 Grand Prix  
1967-72 GTO  
1967-72 Lemans  
1970 Safari  
1967-70 Tempest  
1971-74 Ventura

10197 64-74 GM



## 1967-71 GM Lower Ball Joint

**Chevrolet Truck**  
1967-70 C20 pickup  
1967-70 C30 pickup  
1967 Suburban  
1968-70 C20  
**Suburban**  
1968-70 P20 van  
1968-70 P30 van  
1971 G30 van  
**GM Truck**  
1967-70 C2500 pickup  
1967-70 C3500 pickup  
1967 Suburban  
1968-70 C2500  
**Suburban**  
1968-70 P25/P2500 van  
1968-70 P35/P3500 van  
1971 G35/G3500 van

10187 67-71 GM



## 1970-02 GM Lower Ball Joint

**Chevrolet**  
1977-96 Caprice, exc.  
1983-94 S10 Blazer  
1977-85 Impala  
1994-96 Impala SS  
1970-02 Camaro  
1975-79 Nova  
1973 Chevelle  
1973-87 El Camino  
1973-76 Laguna  
1973-83 Malibu  
1973-88 Monte Carlo  
**Pontiac**  
1970-00 Firebird  
1977-86 Bonneville  
1977-81 Catalina  
1973-75 Grand Prix  
1973-77 Sprint  
**Buick**  
1973-81 Century  
1977-89 Electra  
1977-79 Estate Wagon  
1977-90 Lesabre  
1973-87 Regal  
1977-78 Riviera  
1991-96 Roadmaster  
1975-79 Skylark  
**Cadillac**  
1977-84 Deville  
1967-72 Fleetwood  
1976-79 Seville  
**Chevrolet Truck**  
1982-02 S10 pickup  
1983-94 S10 Blazer  
1995-02 Blazer  
**GM Truck**  
1982-90 S15 Pickup  
1991-02 Sonoma  
1983-94 S15 Jimmy  
1995-01 Jimmy  
1978-87 Caballero  
1973-77 Sprint  
**Pontiac**  
1970-00 Firebird  
1977-86 Bonneville  
1977-81 Catalina  
1973-75 Grand Am  
1978-80 Grand Am  
1975-81 Grand Lemans  
1973-87 Grand Prix  
1977-78 Grand Safari  
1973 GTO  
1973-81 Lemans  
1983-86 Parisienne  
1977-79 Phoenix  
1987-89 Safari  
1975-77 Ventura

10277 70-02 GM

# GM Wheel Accessories

## 1967-70 GM Bumper Jack



Reproduction bumper jack assembly for various applications. This reproduction is specifically designed for the restoration industry and features the highest quality materials for an original appearance. Be sure to use safety precautions such as jack stands and wheel chocks when using this or any jack.

*Note: Due to the inherent dangers of this type of jacking device, it is recommended for show car display use only. Bumper cradle not included.*

1967-70 Camaro  
1967-70 Chevy II/Nova  
1967 Chevelle



3909108 67-70 GM



## 1967-74 GM F-Body Spare Tire Anchor Plate

Keeps spare tire from unnecessary movement by checking the anchor plate. Acts as a clamp by holding the spare tire hold down rod in place after the nut is tightened. For use on all 1967-74 Camaro/Firebird models.

20066400 67-74 F-Body



364993

9785616

## 1966-81 Camaro Spare Tire Hold Down Rod

Original hold down bar used with various 1966-81 GM models. Depending on the application, you may need to trim the hold down rod to the desired size. Includes extra threading for this purpose.

1967-81 Camaro/Firebird 1967-81 Impala 1966-79 Nova

364993 66-81 Camaro hold down rod (9-1/2")  
9785616 66-81 Camaro hold down nut



## GM Step Lip Trim Ring Sets

Quality step lip trim rings will fit aftermarket 14" x 7" or 15 x 7" Rally wheels for a custom look. These deep trim rings give the wheel a wider look with the ring filling more area near the wheel center section. Available individually or 4 piece sets.

*Note: For use on aftermarket rally wheels only. Not for use on original GM Rally Wheels.*

### Stainless Steel

#### 14" x 7"

545910	2-7/8" deep	set of 4
5459101	2-7/8" deep	individual

#### 15" x 7"

3901708	2-3/8" deep	set of 4
39017081	2-3/8" deep	individual

### Chrome

#### 14" x 7"

A9591010	2-1/4" deep	set of 4
----------	-------------	----------



## Stainless Steel GM 15" x 7" Round Lip Trim Ring Set


OER® Authorized trim rings for 15" x 7" Rally wheels. Each trim ring is produced in stainless steel. Due to changes in state or federal regulations, attachment clips may vary in location from original stock trim rings but does not effect appearance once installed. 4 piece set.

1967 full size Chevy wagon w/db	1970-73 Firebird
1967 full size wagon w/db	1970-74 Monte Carlo
1967 Corvette with 15" x 6" JK wheel	1972 LeMans, Tempest, GTO
1968 Camaro with 15" wheel	1972 Grand Prix
1969 Camaro with disc brakes	1975-77 Chevelle
1968-70 full size Chevrolet	
1969-72 full size Pontiac	

**OER** AUTHORIZED

K9796696R 67-77 15" x 7" with JK wheel

# GM Wheel Accessories



for use on original style  
5-spoke wheel

## 1970-81 Camaro/Chevelle 5-Spoke Stainless Steel Trim Rings

This special trim ring was originally designed for the optional 5-spoke mag style steel wheel. Manufactured to exact specifications and fits the OER® 5-spoke wheel perfectly. Available individually or in sets of four trim rings.

1970-81 Camaro with 5-spoke wheel (Z28)  
1971-74 Chevelle with 5-spoke wheel

3984524	15" x 7"	Camaro/Chevelle	individually
R1235	15" x 7"	Camaro/Chevelle	4 piece set



9796696

**OER** AUTHORIZED

## Stainless Steel GM Round Lip Trim Ring Sets

Excellent quality reproduction wheel trim rings manufactured in stainless steel. Each set includes 4 stainless steel trim rings in your choice of depths. Each set is shipped together in a protective box keeping each trim ring individually wrapped and safe from damage. 4 piece set.

Reproduction Wheel Trim Ring Sets			
<b>14" x 6", 14" x 7" Wheels</b>			
TK3000	1-1/2" deep		
<b>16" x 7", 16" x 8" Wheels</b>			
TK3016	1-1/2" deep		
<b>15" x 7" Wheels</b>			
TK3125	2-1/4" deep		
<b>15" x 8", 15" x 10" Wheels</b>			
9796696	3" deep		
OE Wheel Trim Ring Sets			
<b>15" x 5", 15" x 6", 15" x 7" Wheels</b>			
TK3015	1-1/2" deep		
<b>15" x 8", 15" x 10" Wheels</b>			
9796696	3" deep		



TK3000

**OER** AUTHORIZED

## Stainless Steel GM Round Lip Trim Ring

Excellent quality reproduction wheel trim rings. Rally wheel trim rings are offered at a greatly reduced price. Get a stylish look with these reproduction trim rings. Sold individually.

Reproduction Wheel Trim Rings	
<b>16" x 7", 16" x 8" Wheel</b>	
TK3016	1-1/2" deep
<b>15" x 7" Wheel</b>	
TK3125	2-1/4" deep
<b>15" x 8", 15" x 10" Wheel</b>	
9796696	3" deep
OE Wheel Trim Rings	
<b>14" x 6", 14" x 7" Wheel</b>	
TK3000	1-1/2" deep
<b>15" x 5", 15" x 6", 15" x 7" Wheel</b>	
TK3015	1-1/2" deep
<b>15" x 8", 15" x 10" Wheel</b>	
9796696	3" deep

## 1978-81 Chevrolet Rally Wheel Bezels

These bezels are inserted into the slots on 1978-81 Camaro, 1978-81 Chevelle and 1979 Nova models with Z71 6 slot rally wheels. Manufactured from new tooling. Sold individually or in 24 piece set. 6 required per wheel.



474361

474361	78-81	Chevrolet	individual
R5125	78-81	Chevrolet	24 piece set

# GM Wheel Accessories

## 1965-67 Rally Wheel Hub Cap

**OER AUTHORIZED**

For use with all Rally wheels for 1965-67 Chevrolet models. This is the center dish only. Center ornament available separately.



WC3	65-67	individual
WC5	65-67	4 piece set



3908762



3901715

## 1965-67 Disc Brake Hub Cap Ornament

Die-cast reproduction rally wheel hub cap ornament for 1965-67 cars with front disc brakes. Features correct Chevrolet Motor Division Disc Brakes wording and Bow Tie.

### Hub Cap Ornaments - Standard

3908762	65-67	individual
PR126	65-67	set of 4

### Hub Cap Ornaments - Disc Brakes

3901715	65-67	individual
PR125	65-67	set of 4

### Hub Cap Ornament Screws

3824195	65-78	individual
R306	65-78	16 piece set

## 1965-67 Disc Brake Style Center Caps

**OER AUTHORIZED**

For the 1965-67 models these Rally wheel center caps are a wonderful addition for your vehicle. The center cap features the words "Chevrolet Motor Division Disc Brakes" and a Bow Tie in the center. Available in chrome or stainless steel. Sold individually or in a set of 4.



WK1014C	65-67	chrome
WR1014C	65-67	chrome
WK1014S	65-67	stainless
WR1014S	65-67	stainless



1" taller cap



standard height cap

## Rally Wheel Dish Center Cap Set - 1" Taller

OER® Authorized aftermarket rally wheel dish center hub cap for various GM models with rally wheels. This stainless steel cap has a 1" taller design and features the words "Power Disc Brakes". Sold as a set of 4.

748634 Rally dish cap - 1" taller

## Rally Wheel Center "Derby" Cap - Plastic

Reproduction of the tall Rally wheel "Derby" center hub cap. This replacement plastic cap is manufactured with a chrome finish with black accents. Does not have the words "Chevrolet Motor Division" or a center Bow Tie.



WK1013 Derby cap

## Bow Tie Rally Wheel Tall Center Caps

**OER AUTHORIZED**

**GM Restoration Parts**

Reproduction tall center caps for various Chevrolet models with Rally wheels. Caps have a chrome finish and feature the "Chevrolet Motor Division" wording and a Bow Tie in the center.



WK1012 tall cap with Bow Tie  
WR1012 tall cap with Bow Tie

## Yenko® Wheel Ornament Decal

This is a pressure sensitive adhesive insert for Yenko® models with Torque Thrust wheels.

This multi-color insert features the Yenko® bar and shield logo in the center of the insert surrounded by stars. Attaches with 3M adhesive backing. Sold individually, 4 required. 1-3/8" diameter.



YC106 69 1-3/8" diameter



480301



9792996



YC105

## 1967-72 Pontiac Rally II Wheel Center Caps

OER® reproduction chrome wheel center cap for Pontiac models equipped with Rally II wheels. Available with red or black "PMD" inserts or Yenko "Y" inserts. Sold individually, 4 required. Individually prepackaged in OER® box.

With PMD Inserts

480301	67-72	red
9792996	67-72	black

With Yenko Inserts

YC105	67-68
-------	-------

## 1973-76 Pontiac Rally Wheel Center Cap

Reproduction 1973-76 Pontiac Rally wheel center cap with logo. This die-cast stamped steel reproduction features the correct brushed finish and red Pontiac logo. Installs on all original Pontiac Rally wheels. Includes the steel retaining clip. Prepackaged in OER® box.



488953 73-76 Pontiac

## 1973-81 Pontiac Rally II Wheel Center Cap Emblem

**GM Restoration Parts**

Reproduction wheel cap emblem for 1973-81 Pontiac Firebird models with Rally II wheels. Features the Pontiac Arrowhead design in correct silver and red color. Prepackaged in OER® poly tube.



489146 73-81 Pontiac



## 1967 Camaro 14" Full Wheel Cover

These 1967 Camaro 14" full wheel covers are manufactured from new tooling. Features the Bow Tie logo in the center and original style retainers. These wheel covers will fit factory type 14" steel wheels only. Sold individually, 4 required.

3888699	67	individual
R103	67	kit of 4



352933



474364

## 1970-81 Camaro/Nova Rally Wheel Hub Cap and Insert

Reproduction wheel center cap for 1970-81 Camaro models and 1971-78 Nova models equipped with Rally wheels. Manufactured from original GM tooling with a bright chrome finish with silver accents and a Bow Tie in the center. Wheel cap insert features a black field with silver Bow Tie. Sold separately and attaches with 3M adhesive backing.

### Wheel Hub Cap

352933	70-81	Camaro
352933	71-78	Nova
352933	71-72	Chevelle

### Wheel Center Cap Insert - 2-5/8" dia.

474364	78-81	Camaro Z17
--------	-------	------------

GM Restoration Parts



14094536



10080900



14066944

## 1982-85 Rally Wheel Hub Cap and Inserts

GM Restoration Parts

OER<sup>®</sup> reproduction hub cap and inserts for 1982-85 Camaro models with the Z17 Rally wheels. Rally wheel cap is manufactured from injection molded plastic and accepts a 2-1/4" insert. The Camaro insert is manufactured from injection molded plastic with chrome lettering and requires glue or 2 way tape for installation (not included). The Chevrolet insert is manufactured from domed mylar with a clear polyester coating and a 3M adhesive backing. Prepackaged in OER<sup>®</sup> poly tube.

### Hub Cap Only

14094536 82-85

### 2-1/4" Hub Cap Inserts

10080900 82-85 Camaro

14066944 82-85 Chevrolet



A26097



3956772



A26098



153570



881136

## 1969-70 SS Wheel Ornaments

Reproduction SS wheel ornaments for 1969 Camaro and 1969-70 Nova and Chevelle Super Sport models.

### Chrome Wheel Ornaments with Inserts

A26097	69-70	each
R2566	69-70	set of 4

### Wheel Ornament Inserts - SS

3956772	69-70	each
13946	69-70	set of 4

### Ornament Retainers (without Hardware)

A26098	69-70	each
R2567	69-70	set of 4

### Ornaments/Retainer/Hardware

153570	69-70	set of 4
--------	-------	----------

### Ornaments/Retainers/Hardware/Inserts

881136	69-70	set of 4
--------	-------	----------



469665



469667

## 1974-84 Chevrolet/GMC Truck Wheel Cover Inserts

GM Restoration Parts

Reproduction wheel cover insert for 1974-84 Chevrolet truck models. Features the correct black and silver color and yellow Bow Tie as original. Prepackaged in OER<sup>®</sup> poly tube. Measures: 2-1/2" diameter. Attaches with 3M adhesive backing.

469665	74-84	Chevrolet
469667	74-84	GMC



## "Hex Style" Wheel Center Cap

OER<sup>®</sup> reproduction of the 2 piece wheel center cap is manufactured using high quality chrome-plated injection molded ABS plastic with a stamped steel insert. Designed as an exact duplicate of the cap that was originally installed on American Racing wheels of the 1960's and 70's including the 200S Daisy wheel, T70, and T70R 5-spoke alloy wheels, but they may fit other aluminum wheels of the era that have a 2-1/2" center bore. Cap will accept a 1-3/4" emblem. Prepackaged in OER<sup>®</sup> box.

k676	4 req. per vehicle
------	--------------------

# GM Wheel Accessories



160016



160017

**OER AUTHORIZED**

## 1971-91 4 x 4 Hub Caps

OER® reproduction of the front and rear chrome plastic center hub caps for 1971-91 Chevrolet and GMC 4 wheel drive trucks with a 6 lug 5-1/2" bolt pattern. The front caps have the open centers for locking/unlocking the hubs and the rear features the 4 x 4 markings as original. Sold individually or in a money saving set of 4 (2 front/2 rear).

160016	71-91	front
160017	71-91	rear
160018	71-91	set of 4



## 1971-87 Six Lug **OER AUTHORIZED** Rally Wheel Center Cap Set

OER® Authorized reproduction 6 lug wheel center hub cap for 1971-87 Chevrolet truck models including Blazer, Jimmy and Suburban. This chrome plastic cap features a black center with a yellow Bow Tie logo. Sold as a set of 4.

748633	71-87	6 lug
--------	-------	-------



**OER AUTHORIZED**

## 1974-96 Chevrolet 5 Lug Rally Wheel Center Cap Set

OER® Authorized reproduction injection molded Rally wheel caps for 1974-91 truck models and 1994-96 Impala/Caprice. This is a set of 4 chrome plastic caps with black and yellow Bow Tie emblems. Mounting screws are included. Sold as a set of 4.

1974-91 Chevrolet trucks  
1994-96 Impala/Caprice

881176	74-96	5 lug
--------	-------	-------



**OER AUTHORIZED**

## 1974-91 GMC Truck 5 Lug Rally Wheel Center Cap Set

OER® Authorized reproduction injection molded Rally wheel caps for 1974-91 GMC truck models. This is a set of 4 chrome plastic caps with silver and red GMC emblems. Mounting screws are included. Sold as a set of 4.

881177	74-91	5 lug
--------	-------	-------



## 1988-90 IROC-Z Wheel Center Cap Set **OER AUTHORIZED**

OER® Authorized reproduction wheel center hub cap for 1988-90 Camaro IROC-Z models with 15" or 16" aluminum IROC wheels. This black plastic cap features a silver center with the IROC-Z logo. Sold as a set of 4.

748635	88-90	IROC-Z
--------	-------	--------



## 1986-87 Buick Wheel Center Cap Set **OER AUTHORIZED**

OER® Authorized reproduction wheel center hub cap for 1986-87 Buick Grand National models with 10 slot steel chrome wheels. This black cap features the orange and yellow Turbo 6 logo. Sold as a set of 4.

748632	86-87
--------	-------



474312



474313



474313



474316



748650

## 1976-82 Aluminum Wheel Hub Cap and Insert **GM Restoration Parts**

OER® reproduction hub cap and inserts for 1978-79 Camaro models and 1976-82 Corvette models with RPO Y8 or N90 aluminum wheels. An insert must be applied over the cap to complete the unit. Sold individually, 4 required.

<i>With RPO Y8 wheels</i>	<i>With RPO N90 wheels</i>
1978 Camaro	1979 Camaro
1976-78 Corvette	1979-82 Corvette

### Wheel Hub Cap

474312	76-82	chrome
--------	-------	--------

### Wheel Hub Cap Insert - 2-1/16" dia.

474313	78-79	Bow Tie
474316	77-78	Z28
748650	78-79	Z28





## 1975-88 Oldsmobile Wheel Center Cap Set **OER AUTHORIZED**

OER® Authorized reproduction wheel center hub cap for various 1975-88 Oldsmobile models with 14" or 15" Super Stock III steel wheels. These heavy steel caps have a bright chrome finish with a black center and features the Oldsmobile red "Rocket" logo. Snap-in Installation. Sold as a set of 4.

1975-88	<i>Cutlass</i>	1984-85	<i>Delta 88</i>
1975-76	<i>Omega</i>	1984-85	<i>Custom Cruiser</i>
1977	<i>Delta 88</i>		

748641 75-88



## 1973-79 Corvette Wheel Center Cap Set **OER AUTHORIZED**

OER® Authorized reproduction wheel center hub cap for 1973-79 Corvette models with 8 slot aluminum wheels. This black and chrome plastic cap features the Corvette crossed flags logo. Sold as a set of 4.

748637 73-79



## 1980-87 Bow Tie Wheel Center Cap Set **OER AUTHORIZED**

OER® Authorized reproduction of the wheel center cap set for 1980-87 Malibu and El Camino and 1981-87 Monte Carlo models. This set of black plastic caps features chrome accents with a red center and a gold Bow Tie. Sold as a set of 4.

1980-87	<i>Malibu</i>
1980-87	<i>El Camino</i>
1981-87	<i>Monte Carlo</i>

748672 80-87



## 1985-87 Olds 442 Wheel Center Cap Set **OER AUTHORIZED**

OER® Authorized reproduction wheel center hub cap for 1985-87 Olds 442 models with 15" Super Stock III steel wheels. These heavy steel caps have a bright chrome finish with a black center and a gold 442 logo. Snap-in installation. Sold as a set of 4.

748642 85-87



## 1980-81 Corvette Wheel Center Cap Set **OER AUTHORIZED**

OER® Authorized reproduction wheel center hub cap for 1980-81 Corvette models with 8 slot aluminum wheels. This chrome plastic cap features the Corvette crossed flags logo. Sold as a set of 4.

748638 80-81



## 1981-88 Monte Carlo Wheel Center Cap Set **OER AUTHORIZED**

OER® Authorized reproduction of the wheel center cap set for 1981-88 Monte Carlo models with Z17 wheels. This set of black plastic caps features chrome accents with a red shield emblem. Sold as a set of 4.

748673 81-88



## 1978 Corvette Wheel Center Cap Set **OER AUTHORIZED**

OER® Authorized reproduction wheel center hub cap for 1978 Corvette Pace Car and silver anniversary models. This chrome plastic cap features the Corvette crossed flags logo designed to replicate 1978 Pace Car center cap, but will fit all 1978-82 models with 8 slot aluminum wheels. Sold as a set of 4.

748640 78



## 1982 Corvette Wheel Center Cap Set **OER AUTHORIZED**

OER® Authorized reproduction wheel center hub cap for 1982 Corvette models with 8 slot aluminum wheels. This chrome plastic cap features the Corvette crossed flags logo. Sold as a set of 4.

748639 82



## 1981-88 Monte Carlo Wheel Center Cap Set **OER AUTHORIZED**

OER® Authorized reproduction of the wheel center cap set for 1981-88 Monte Carlo models with N90 wheels. This set of chrome plastic caps features the red shield emblem. Sold as a set of 4.

748676 81-88

# Reproduction 5-Spoke Chevrolet Steel Wheels



low crown detail



Restoration Parts

## 1970-81 Z28/Chevelle 5-Spoke 15" x 7" Steel Wheel Sets

Reproduction 15" x 7" original style 5-spoke steel wheel found on 1970-81 GM performance models including 1970-81 Z-28 models and 1971-74 Chevelle models or can be added to a vehicle that wasn't originally equipped with 5-spoke. 5 on 4-3/4" bolt pattern. Sold as a set of 4.

83045 70-81 15" x 7"

## 7/16"-20 Late Design Low Crown Chrome Acorn Style Lug Nut Set

Correct reproduction of the original late design low crown acorn lug nuts used with all 1967-81 Pontiac Rally I wheels, Rally II or Honeycomb wheels. Also used with 1969-70 Chevrolet SS Style and 1970-81 Z28 5-spoke wheel as well as Magnum 500 wheels and other popular wheels of the era. The design of the nut is the same as the original with a stainless cap over steel nut construction. Will install on original or reproduction wheels. Comes as a set of 20.

881229 67-81 set of 20



high crown detail



AUTHORIZED



881223



881224



881225



Bow Tie

1977-78 Z28

1979-81 Z28



881226



Bow Tie

1977-78 Z28

1979-81 Z28

## 1970-81 Z28/Chevelle 5-Spoke 15" x 7" Steel Wheel Center Cap Sets

Reproduction polished stainless steel hub cap with insert for 1970-81 Camaro models and 1971-72 Chevelle SS models equipped with the 5-spoke sport wheels. Sold as a set of 4.

881223	70-75	Camaro
881223	71-72	Chevelle
881224	77-78	Z28
881225	79-81	Z28

Restoration Parts

## 1970-81 Z28/Chevelle 5-Spoke Steel Wheel Center Cap and Trim Ring Sets

Reproduction 15" x 7" wheel trim rings and center caps for 1970-81 Camaro models and 1971-72 Chevelle SS models equipped with the 5-spoke sport wheels. Sets include 4 trim rings and 4 center caps.

881226	70-75	Camaro
881226	71-72	Chevelle
881227	77-78	Z28
881228	79-81	Z28

Restoration Parts

## 7/16"-20 Early Design High Crown Chrome Acorn Style Lug Nut Set

Correct reproduction of the original early design high crown acorn lug nuts used with all 1967-81 Pontiac Rally I wheels, Rally II or Honeycomb wheels. Also used with 1969-70 Chevrolet SS Style and 1970-81 Z28 5-Spoke wheel as well as Magnum 500 wheels and other popular wheels of the era. The design of the nut has been improved for longevity. Rather than having a chrome or stainless steel cap as originally designed, this nut is solid in design to prevent splitting or damaging the nut when using an impact wrench to tighten lugs. Will install on original or reproduction wheels. Sold as a set of 4.

DK79 67-81 set of 20


# Reproduction Pontiac Rally Wheels



## 1967-72 Pontiac Rally II Center Caps OER AUTHORIZED

Reproduction of the original Rally II center cap designed for various 1967-72 Pontiac models. Features correct "PMD" lettering and bright chrome plated outer edge. Designed for bolt-on style installation to deter theft. Includes mounting hardware. Sold as a set of 4.

881232	67-72	red
881231	67-72	black



## 1967-72 Pontiac Rally II Lug Nuts

Reproduction of the original Rally II lug nuts designed for various 1967-72 Pontiac models. Features correct red or black color as original. Sold as a set of 4. OER AUTHORIZED

F252	67-72	red
F255	67-72	black



## 1965-81 Rally Wheel 15" Trim Ring Set OER AUTHORIZED

Reproduction 15" stainless steel wheel trim ring form most GM 15" Rally wheels found on many GM models. 2-1/4" deep. Sold as a set of 4.

TR3125	65-81	15"
--------	-------	-----



- 4 — 15" x 7" Rally II Wheels
- 4 — Red or Black Center Caps
- 4 — 15" x 7" Trim Rings
- 20 — Rally II Lug Nuts



## Pontiac 15" x 7" Rally II Wheel Kit

The original 1967-69 Pontiac Rally II wheels usually featured a red center cap. Some early 1970 models may have also included the red caps. The 1971-72 models were usually equipped with the black center caps. The original type trim rings are not available and we have chosen a similar trim ring which looks and fits as closely as possible to the original Sets include: four wheels, four center caps, four trim rings, and twenty lug nuts. Bolt pattern is 5 x 4-3/4".

**Important:** The trim rings supplied are aftermarket and although they will fit the wheels, they may vary slightly in appearance from originals.

**Note:** Shipped overweight.

RDK403R	67-72	red center caps
RDK403B	67-72	black center caps

**OER**

# Authentic Reproduction Camaro N90 Wheels



## 1980-81 Camaro Z28 N90 Wheel Sets

Reproduction of the aluminum N90 wheels for 1980-81 Camaro models. These cast aluminum wheels feature the standard GM 5 on 4-3/4" bolt pattern and have a 4-1/4" backspace. Sold as a set of 4.

### Except Z28 Models

R4421	80	14" x 7"	set of 4 wheels
14022116	80	14" x 7"	individual

### Z28 Models

R4422	81	15" x 7"	set of 4 wheels
14039021	81	15" x 7"	individual



Z28



Camaro, black



Camaro, red



Chevrolet



881202

881200

881201

881203

## 1980-81 Camaro N90 Wheel Center Cap and Insert Sets

OER® reproduction hub caps for 1980-81 Camaro models with RPO N90 aluminum wheels. Individually prepackaged in OER® box. Sets include the emblem inserts. Inserts attach with 3M adhesive backing. Sold in sets of 4 caps and 4 emblems.

881202	80-81	"Z28"
881200	80	"Camaro", black
881201	80	"Camaro", red
881203	80-81	"Chevrolet"

GM Restoration Parts



14012631

14012634



14023358



14012632



14066944

## 1980-81 Camaro N90 Wheel Hub Cap and Inserts

OER® reproduction hub caps for 1980-81 Camaro models with RPO N90 aluminum wheels. Individually prepackaged in OER® box. Inserts attach with 3M adhesive backing.

### Wheel Hub Cap

14012631 80-81

GM Restoration Parts

### Wheel Hub Cap Inserts - 2-1/4" Dia.

14012634	80-81	"Z28"
14023358	80	"Camaro", black
14012632	80	"Camaro", red
14066944	80-81	"Chevrolet"



881184

## 1976-85 GM Aluminum Wheel Lug Nut Set 7/16"-20

Reproduction 7/16"-20 lug nut set for a wide variety of GM applications. Each set includes 20 nuts designed specifically for Pontiac Snowflake, Turbine aluminum wheels, Camaro N90 aluminum wheels, Corvette 8 slot aluminum wheels, Cutlass/442 N78 and/or W30 aluminum wheels, Buick N78 and N90 aluminum wheels and more.

1978	Camaro with Y88 wheels
1979	Camaro with N90 wheels
1976-82	Corvette with cast aluminum wheel
1977-81	all Pontiac models w/78, N89, N90 wheels
1977-81	Cutlass with N78 wheels
1979-81	Cutlass with W30 wheels
1980-81	Regal with N78 wheels
1981-85	Buick full size with N90 wheels

881184	76-85	set of 20
K135	76-85	7/16"-20 lug nut

# Authentic Reproduction Camaro N90 Wheels



## 1982-87 Camaro Z28 N90 15" x 7" Wheel Sets

Reproduction of the 15" x 7" aluminum (N90) wheel for 1982-87 Camaro Z28 models. These cast aluminum wheels feature the standard GM 5 on 4-3/4" bolt pattern and have a 4-1/4" backspace. Sold as a set of 4.

84423	82-87	15" x 7"	set of 4 wheels
12322686	82-87	15" x 7"	individual



silver cap



chrome cap



black cap



881218



881211



881210



1405599

1403532



10087755

10087758

10087764

## 1982-87 N90 15" Wheel Center Cap and Inserts



Reproduction hub cap for 1982-86 Camaro models with N90 Z28 wheels. Inserts are manufactured from domed mylar with a clear polyester coating and a 3M adhesive backing. Measures: 2-1/8" diameter.

### Wheel Center Caps

10154284S	82-92	silver
10154284	82-92	black
10154284C	82-92	chrome

### Center Cap Inserts

1405599	82	Z28, red
1403532	82-86	Z28, silver
10087755	88	IROC-Z, gold
10087758	88	IROC-Z, silver
10087764	90	Camaro



Z28, red

Z28, silver

IROC-Z, blk/gold

IROC-Z, blk/silver

IROC-Z, silver

Camaro

## 1982-90 Camaro Z28 N90 15" Wheel Center Cap and Insert Sets

Reproduction hub cap for 1982-90 Camaro models with N90 Z28 wheels. Hubcaps are available in black, chrome or silver. Inserts are manufactured from domed mylar with a clear polyester coating. The Z28 inserts apply with 3M adhesive backing. The other inserts apply with epoxy adhesive (supplied). Measures: 2-1/8" diameter. Sold as sets of 4 caps and 4 emblems.

### Silver Caps



881212	82	Z28, red
881209	82-86	Z28, silver
881215	88	IROC-Z, blk/gold
881218	88	IROC-Z, blk/silver
881206	90	Camaro

### Chrome Caps

881211	82	Z28, red
881208	82-86	Z28, silver
881214	88	IROC-Z, blk/gold
881217	88	IROC-Z, blk/silver
881205	90	Camaro

### Black Caps

881210	82	Z28, red
881207	82-86	Z28, silver
881213	88	IROC-Z, blk/gold
881216	88	IROC-Z, blk/silver
748739	88	IROC-Z, silver
881204	90	Camaro



## M12-1.50 Black Flat Top Capped 19mm Hex Head Lug Nut Set

Reproduction metric lug nuts designed and constructed to strict engineering quality standards, and manufactured with high corrosion resistance to combat rust in any environment. Each nut has a black coated finish just like the factory original lug nut on 1982-87 Camaro models with the Z28 N90 style wheel. Set of 20.

881198	82-87	set of 20
--------	-------	-----------

# Reproduction Camaro IROC-Z Wheels



Choose From 4 Center Cap Emblem Styles!



## 1985-87 Camaro IROC-Z 16" x 8" Reproduction Wheels

Reproduction of the 16" x 8" cast aluminum wheel for 1985-87 Camaro IROC-Z models. Wheels feature the standard 5 on 4-3/4" bolt pattern. Available in a 4-1/4" backspace for the front or a 5-1/8" backspace for the rear. Sold as sets of 4. Center caps sold separately.

**Wheel Sets - Includes 4 Wheels (without center caps)**

R4424	85-87	four 4-1/4" backspace
R4425	85-87	two 4-1/4" backspace, (2) 5-1/8" backspace

**Individual Wheel**

14089081	85-87	front
14089082	85-87	rear

**QER AUTHORIZED**

## 1985-87 Camaro IROC-Z Oversize Replica Wheel

Bring the classic design of the 1985-87 IROC wheel to your classic car with this oversized replica wheel. This one piece, alloy wheel is available with a machined finished face and gloss black accents or chrome-plated. Each wheel includes center cap. Center cap emblems are sold separately. Several styles and colors of center emblems to choose from.

**Important:** OE center caps do not fit these wheels. Each wheel includes a center cap. Center cap emblems are sold separately.

**Note:** \*Add color code suffix when ordering emblems, available in black (BK) or silver (SV). Shipped overweight.

**Machined/Gloss Black**

<b>Bolt Pattern</b>	5 x 4.75", 4-1/2" Backspace, 0mm Offset
PR148881	18" x 8"
PR148281	20" x 8"

<b>Bolt Pattern</b>	5 x 5", 4-1/2" backspace, 0mm Offset, Load Rating 2000
PR148871	20" x 8"

**Chrome-Plated**

<b>Bolt Pattern</b>	5 x 4.75", 4-1/2" Backspace, 0mm Offset
PR148682	16" x 8"
PR148882	18" x 8"
PR148282	20" x 8"

<b>Bolt Pattern</b>	5 x 5", 4-1/2" Backspace, 0mm Offset, Load Rating 2000
PR148877	20" x 8"

**Wheel Center Cap Emblem - 2-1/2"**

K151710	Bow Tie	specify color
K151711	Camaro	specify color
K151712	Z28	specify color
K151713	IROC-Z	specify color



748655



748656



748636



IROC-Z, gold



IROC-Z, silver



IROC-Z, red

## 1985-87 Camaro IROC-Z Center Caps

Reproduction center cap emblems that snaps into place in the center of the IROC-Z 16" x 8" wheels. Manufactured using injection molded plastic with a Mylar domed center and a clear polyester coating. Available in gold, silver and red lettering. Sold as sets of 4.

748655	85-87	IROC-Z, gold
748656	85-87	IROC-Z, silver
748636	85-87	IROC-Z, red

**QER** Restoration Parts

# Reproduction Snowflake & Turbine Wheels



## 1967-81 Pontiac Snowflake 15" x 8" Wheels

OER® offers reproduction cast aluminum "Snowflake" wheels with gold or silver inserts in 15" x 8" with 4-1/4" backspacing. This wheel was part of the WS6 option package on 1978-81 Trans Am models. Each has its inserts painted gold or silver and clear coated as original. Accepts original style center caps and lug nuts. Caps, emblems and lug nuts are sold separately.

**Important:** If installing on 1967-69 Firebirds, you must check clearances of brakes, wheel openings and backspacing to ensure proper wheel and tire clearance.

### Gold Wheels

251581	67-81	individual wheel
R4412	67-81	set of 4

### Silver Wheels

251582	67-81	individual wheel
R4413	67-81	set of 4

## 1967-81 Firebird Turbine 15" x 8" Wheel

OER® reproduction Turbine aluminum wheels originally installed on 1979-81 Firebird SE, 10th Anniversary, 1980 Indy Pace Car and 1981 NASCAR Pace Car. The 1979 10th anniversary and SE had the natural wheels. The 1980 Indy Pace Car and 1981 NASCAR Pace Car had the white wheels. The gold wheel was a N89 option. These wheels will fit 1967-69 Firebird models. Caps, emblems and lug nuts are sold separately. Wheels are 15" x 8" with a zero offset. Bolt pattern is 5 x 4-3/4".

**Important:** If installing on earlier models, you must check clearances of brakes, wheel openings and backspacing to ensure proper wheel and tire clearance.

**Note:** Sets are 4 wheels only.

### 1967-81 Individual Wheels

10007389	67-81	natural
10013036	67-81	gold
10012258	67-81	white

### 1967-81 Set of Four Wheels

R4428	67-81	natural
R4429	67-81	gold
R4430	67-81	white



S27087



10003606



Deluxe Set — 881183



748665



881151

## 1977-81 Snowflake Wheel Center Cap Sets

Reproduction of the center cap and emblem sets for the "Snowflake" wheel on 1977-81 Pontiac Firebird models. Each center cap is manufactured from polished stainless steel. Sets include 4 caps and your choice of red or gold Firebird center emblems. Deluxe sets include a set of 20 lug nuts.

**Note:** Emblems must be glued on with the supplied epoxy adhesive.

### Standard Center Cap Sets

881180	77-81	with red bird emblems
881181	77-81	with gold bird emblems

### Deluxe Center Cap Sets With Lug Nuts

881182	77-81	with red bird emblems
881183	77-81	with gold bird emblems

### Snowflake Center Cap Components

S27077	67-81	center cap w/o emblem
S27087	2-1/8"	red bird emblem
10003606	2-1/8"	gold bird emblem
881184	76-85	lug nuts (set of 20)



## 1977-81 Pontiac Firebird Wheel Center Cap Sets

OER® Authorized wheel center hub caps for 1977-81 Pontiac Firebird models. These caps will fit the Hi-Tech Turbo, Turbine, and Snowflake wheels. Each set of plastic caps is available in chrome, gloss black, flat black and silver. Available in a choice of 2 different Firebird emblem designs. Available with or without the metal retaining clip. Sold in set of 4.

**OER AUTHORIZED**

### Cap with Metal Attaching Clip

#### Chrome Caps — Set of 4

748665	77-81	red bird emblem
748666	77-81	gold bird emblem

#### Gloss Black Caps — Set of 4

881150	77-81	red bird emblem
881151	77-81	gold bird emblem

#### Silver Caps — Set of 4

881171	77-81	red bird emblem
881172	77-81	gold bird emblem

**OER**

# Reproduction Firebird Hi-Tech Wheels

**OER AUTHORIZED**

metal clip provides  
for a tighter and  
more reliable fit



10089686



R4419



748646



748645



748644



silver emblem  
with black lettering



black emblem  
with silver lettering



black emblem  
with gold lettering

## 1967-82 Firebird Hi-Tech Deep Dish Turbo 16" x 8" Wheels

OER® reproduction Hi-tech deep dish turbo aluminum wheels for 1982-92 Pontiac Formula models. On 1988-92 models these are known as the deep dish or concave wheels; RPO code PED. They will fit 1967-81 models also. 1967-81 Firebird models use a zero offset on all 4 wheels. 1982-92 models use zero offset in the front and 16mm offset rear wheels. Features rivets around the edge to give the wheel the appearance of a 2 piece wheel like the original. Accepts original style center caps and lug nuts. Caps, emblems and lug nuts are sold separately. Bolt pattern is 5 x 4-3/4".

**Important:** 1) All 1967-81 models use zero offset wheels on front or rear. 2) 1982-92 models use zero offset wheels on the front and 16mm offset wheels on the rear.

**Important:** If installing on earlier models, you must check clearances of brakes, wheel openings and backspacing to ensure proper wheel and tire clearance.

**Notes:** Sets are 4 wheels only. Includes 2 zero offset wheels and two 16mm offset wheels.

### Individual Wheels

10089686	67-81	silver insets, zero offset
12521885	67-81	natural insets, zero offset
10089687	82-92	silver insets, 16 mm offset (rear wheel)
12521886	82-92	natural insets, 16 mm offset (rear wheel)

### Wheel Sets - Includes 4 Wheels (without center caps)

R4417	67-81	silver insets, zero offset
R4419	67-81	natural insets, zero offset
R4418	82-92	silver insets, (2) (zero offset) (2) 16mm offset
R4420	82-92	natural insets, (2) (zero offset) (2) 16mm offset

## 1982-92 Pontiac WS6 Wheel Center Cap Sets

OER® Authorized reproduction wheel center hub cap for 1982-92 Pontiac Firebird models with the WS6 performance package. These caps will fit the Hi-Tech Turbo, Turbine, GTA and Snowflake wheels. Each set of plastic caps is available in your choice of gloss black or silver with a variety of "WS6 Performance Suspension" logo choices. Features a stamped steel retaining clip for a snug, secure fit. Sold in sets of 4.

### Silver Emblem with Black Lettering

748647	82-92	gloss black caps
748646	82-92	silver caps

### Black Emblem with Silver Lettering

748645	82-92	gloss black caps
748643	82-92	silver caps
748644	82-92	gloss black caps



# Authentic Reproduction R15 Wheels



## OER® R15 Style 5-Spoke Aluminum Wheel

Reproduction five spoke aluminum R15 style wheel originally installed on 1991-92 Pontiac Firehawk models. A very rare and highly sought after wheel that is also a popular aftermarket wheel choice for third and fourth generation GM F-Body vehicles. Cast aluminum wheel comes with center cap and center cap attachment bolt. Center cap key sold separately. Comes without a center cap emblem. Most 2-15/16" adhesive center cap emblems will work or you may choose from our selection of specially designed center cap emblems sold separately.

**Important:** Due to brake caliper clearance, special lug nuts and spacers may be required for installation on the front of certain 1982-02 Camaro or Firebirds and are sold separately. Center cap key sold separately.

### R15 Wheels (without Emblems)

K151795BK	black	17" x 9.5"	5-3/8" backspace
K151795WH	white	17" x 9.5"	5-3/8" backspace
K151795RD	red	17" x 9.5"	5-3/8" backspace
K151795SV	silver	17" x 9.5"	5-3/8" backspace

### Wheel Spacer

K151791	.25" spacer
---------	-------------



## OER® R15 Style Aluminum 5-Spoke Wheel Center Caps and Accessories

Reproduction wheel center caps and accessories for the R15-style aluminum 5-spoke wheels installed on 1991-92 Pontiac Firebird Firehawk models. Center caps require the 2-15/16" emblems (sold separately) so you can use the emblem of your choice. A reproduction center cap bolt is also available. This bolt features a special theft deterrent head.

### Center Caps (without Emblems)

K151794BK	91-92 Pontiac Firebird Firehawk	black center cap
K151794SV	91-92 Pontiac Firebird Firehawk	silver center cap
K151794RD	91-92 Pontiac Firebird Firehawk	red center cap
K151794WH	91-92 Pontiac Firebird Firehawk	white center cap

### Accessories

K151789	91-92 Pontiac Firebird Firehawk	7/16" - 20 lug nut for R15 wheel
K151790	91-92 Pontiac Firebird Firehawk	12mm - 1.50 lug nut for R15 wheel
K151793	91-92 Pontiac Firebird Firehawk	bolt for R15 center cap
K151792	91-92 Pontiac Firebird Firehawk	key for R15 center cap bolt

## OER® R15 Style 2-15/16" Wheel Center Cap Emblem



These domed wheel center cap decals are manufactured with a poured polyurethane coating to provide an upscale 3-dimensional look. Each decal measures 2-15/16" in diameter. Available with a variety of popular GM logos. Sold individually. Officially Licensed by General Motors. Will fit many center caps with 2-15/16" emblems. Attaches with 3M adhesive backing.

K151762BK	black	IROC-Z
K151762SV	silver	IROC-Z
K151763BK	black	Z28
K151763SV	silver	Z28
K151796BK	black	Bow Tie
K151796SV	silver	Bow Tie
K151797BK	black	Camaro
K151797SV	silver	Camaro
K151798	black	PMD
K151799	black	Firebird

# GM Wheel Accessories



10104410



10104406



R4406

## GTA/Grand National Style Alloy 16" x 8" Wheel

OER® offers GTA wheels with a machine finished rim and black or gold spokes. Zero offset wheels will fit and look great on 1984-87 Buick models as well as on most Firebird models. 1987-92 Firebird models came with zero offset front and 16mm offset rear wheels. Packaged individually in an OER® box.

### 16" x 8" Wheels – Individual

10104410	67-92	black center (zero offset)
10104406	67-92	gold center (zero offset)
10104411	82-92	black center 16mm offset
10104407	82-92	gold center 16mm offset

### 16" x 8" Wheels – Set of 4

R4410	67-87	black center, (4) (zero offset)
R4406	67-87	gold center, (4) (zero offset)
R4411	82-92	black center, (2) (zero offset) (2) 16mm offset
R4407	82-92	gold center, (2) (zero offset) (2) 16mm offset



cap shows with optional metal clip installed



881140



881159



881174



Turbo 6



GNX



Standard Set – 881185



Turbo T



T Type



Tri Shield



Standard Set – 881189

## 1984-87 Buick Regal GTA Wheel Center Cap Set



Reproduction of the center cap and emblem sets for the "GTA" wheel on 1984-87 Buick models. Each center cap is manufactured from flat black ABS plastic with a steel retaining clip. Standard sets include: 4 caps and center emblems. Deluxe sets include: the caps and emblems plus lug nuts and black lug nut caps.

### Standard Sets

881185	84-87	with turbo 6 emblems
881186	84-87	with GNX emblems
881187	84-87	with Turbo T emblems
881188	84-87	with T-type emblems
881189	84-87	with Tri Shield emblems

### Deluxe Sets (Includes Lug Nuts and Black Lug Nut Caps)

881190	84-87	with Turbo 6 emblems
881191	84-87	with GNX emblems
881192	84-87	with Turbo T emblems
881193	84-87	with T-type emblems
881194	84-87	with Tri Shield emblems

## 1982-92 Pontiac Firebird Wheel Center Cap Sets

**OER AUTHORIZED**

OER® Authorized wheel center hub caps for 1982-92 Pontiac Firebird models. These caps will fit the Hi-Tech Turbo, Turbine, GTA and Snowflake wheels. Each set of plastic caps is available in chrome, gloss black, flat black and silver. Available in a choice of 2 different Firebird center emblem designs. Feature a stamped steel retaining clip for superb fit. Sold in sets of 4.

### Cap with Metal Attaching Clip

#### Chrome Caps – Set of 4

881140	82-92	silver bird emblem
881141	82-92	gold bird emblems

#### Gloss Black Caps – Set of 4

748669	82-92	silver bird emblem
748670	82-92	gold bird emblems

#### Flat Black Caps – Set of 4

881159	82-92	silver bird emblem
881160	82-92	gold bird emblems

#### Silver Caps – Set of 4

881173	82-92	silver bird emblem
881174	82-92	gold bird emblems

# GM Wheel Accessories



10097582



10097583

## Pontiac Wheel Center Cap — Zero Offset

Correct replacement wheel cap for 1982-84 Firebird models, 1982-86 full size Pontiac models, 1982-86 Bonneville and 1982-87 Grand Prix models. These caps will also fit on GTA Snowflake, Turbine, and Hi-Tech style wheels used on 1967-92 models with zero offset wheels. These caps accept a 2-1/8" insert.

### Applications:

- Snowflake Wheels
- Hi-Tech Deep Dish Wheels
- Turbine Wheels
- GTA Wheels

10097582 67-92 chrome

10097583 67-92 black



## Pontiac Wheel Center Cap — 16mm Offset

Correct wheel cap for 1986-92 Firebird models with PW7 wheels. These caps will also fit on GTA style wheels used on 1982-92 rear wheels with 16mm offset. Includes the steel retaining clip. Sold individually. Cap accepts a 2-1/8" embed insert.

### Applications:

- Hi-Tech Deep Dish Wheels
- GTA Wheels

12514403 82-92

16mm offset



527087



10003606

## Wheel Center Cap Insert — 2-1/8" Dia.

Stamped aluminum wheel inserts for 1977-84 Firebird models. The red/black inserts was originally installed on 1977-84 Firebird models with Y8, N89 or N99 aluminum wheels. The gold/black inserts were originally installed on 1978-81 Firebird models with Y84, Y88 or N90 aluminum wheels. 2-1/8" diameter. Sold individually. Requires glue or self-adhesive tape for installation (not included).

527087 2-1/8" red/black

10003606 2-1/8" gold/black



10030413



10036135

## Wheel Center Cap Insert — 2-1/8" Dia.

Stamped aluminum wheel cap center inserts for 1977-84 Firebird models. This gold/black insert was originally installed on 1984-85 Firebird models with N24, N78, N90 or PE1 aluminum wheels. The silver/black insert was originally installed on 1985-92 Firebird models with N24 or PW7 aluminum wheels. 2-1/8" diameter. Sold individually. Requires glue or self-adhesive tape for installation (not included).

10030413 2-1/8" gold/black

10036135 2-1/8" silver/black



## 1982-02 GTA Wheel Lug Nut

Each nut has a 12mm-1.5 metric thread. If installing wheels on a 1967-81 model, wheels studs need to be changed to metric studs. Nuts are also used on 1993-02 Camaro QB3 wheel, 1997-02 Camaro N96 and N98 wheels, 1998-02 Camaro N73 wheels, 2001-02 Camaro PW7 wheel and 2002 Camaro QG4 wheel.

9594683 82-02 each (20 req.)

R5123 82-02 20 piece set



10028614



748677



748679



748680

## 1982-02 GTA Wheel Lug Nuts Caps

In addition to 1982-92 GTA wheels, wheel caps can also be installed on 1993-02 Camaro QB3 wheel, 1997-02 Camaro N96 and N98 wheels, 1998-02 Camaro N73 wheels, 2001-02 Camaro PW7 wheel and 2002 Camaro QG4 wheel.

### Individual Caps

10028614 82-02 black

748677 82-02 chrome

748679 82-02 silver

748680 82-02 dark gray

### Sets of 20 Caps

R5124 82-02 black

R5140 82-02 chrome

R5141 82-02 silver

R5142 82-02 dark gray



K151766BK



K151766GD



K151766SV



K151767BK



K151767GD



K151767SV



K151768BK



K151768GD



K151768SV



K151769BK



K151769GD



K151769SV



K151770



K151771



K151772



K151773



K151774



K151775



K151776



K151777



K151778

## 2-1/8" Wheel Center Cap Inserts

These domed wheel center cap inserts for various wheels are manufactured with a poured polyurethane coating to provide a 3-dimensional look. Each insert measures 2-1/8" in diameter. Available with a variety of popular Chevrolet and Buick logos. Attaches with 3M adhesive backing. Sold individually. Officially Licensed by GM

K151766BK black Camaro

K151766GD gold Camaro

K151766SV silver Camaro

K151767BK black Bow Tie

K151767GD gold Bow Tie

K151767SV silver Bow Tie

K151768BK black Z28

K151768GD gold Z28

K151768SV silver Z28

K151769BK black IROC-Z

K151769GD gold IROC-Z

K151769SV silver IROC-Z

K151770 Buick Turbo 6

K151771 Buick Turbo T

K151772 Buick Type T

K151773 Buick GNX

K151774 Buick Tri Shield

**OER**

## Belly Up to These Officially Licensed Mopar Counter Stools and Pub Tables!



### 14 Officially Licensed Styles to Choose From!



## Mopar Counter Stool



OFFICIAL  
LICENSED  
PRODUCT



Display your Mopar pride in your home, garage, or office with 30" tall counter stools. Mopar stools feature rugged vinyl covers on 14" diameter seats, swivel bases and chrome plated legs. Made in USA.

MD670101	48-53 Mopar Parts & Accessories
MD670102	59-63 Mopar logo
MD670103	48-53 black/red Mopar Parts & Accessories
MD670104	48-53 blue/yellow Mopar Parts & Accessories
MD670105	54-58 Mopar Parts & Accessories
MD670106	48-53 orange/yellow Mopar Parts & Accessories
MD670107	72-84 red/white/blue Mopar logo
MD670108	01-13 "Omega M" logo
MD670109	440 Super Commando
MD670110	340 Four Barrel
MD670111	440 Magnum
MD670112	440 & BBL
MD670113	426 Hemi engine
MD670114	Air Grabber



01  
1948-53 Mopar Logo



02  
1959-63 Mopar Logo



03  
1948-53 Black/Red



04  
1948-53 Blue/Yellow



05  
1954-58 Mopar Logo



06  
1948-53 Orange/Yellow



07  
1972-84 Mopar Logo



08  
2001-13 Mopar Logo



09  
440 Super Commando



10  
340 Four Barrel



11  
440 Magnum



12  
440 6BBL



13  
426 HEMI



14  
Air Grabber

**14 Officially Licensed  
Styles to Choose From!**

**3 Table Base Options!**



black without foot rest



chrome without foot rest



chrome with foot rest



MD671107  
1972-84 red/white/blue  
Mopar logo with black base

MD673106  
1948-53 orange/yellow  
Parts & Accessories logo  
chrome with foot rest

**Buy a Set  
and Save!**



MD67613



OFFICIAL  
LICENSED  
PRODUCT



## Mopar Pub Table Only



OFFICIAL  
LICENSED  
PRODUCT



Display your Mopar pride in your home, garage, or office 42" tall pub tables. Pub tables feature 30" surface and your choice of black or chrome steel cross bases without foot rest or chrome with foot rest. Made in USA.

*Note: Please add 2 digit style code to part number when ordering. Shipped double oversize.*

**Without Foot Rest**

MD6711	with black base
MD6721	with chrome base

**With Foot Rest**

MD6731	with chrome base
--------	------------------

## Mopar Pub Table and Stool Sets

Purchase a matching pub table and stool set and save! These exclusive sets include one Officially Licensed Mopar pub table and a pair of Mopar stools. The table surface measures 30" across and 42" tall and includes your choice base: black wrinkle finish, chrome, or chrome with footrest. Stools features a padded vinyl 14" swivel seat and chrome-plated legs.

*Note: Please add 2 digit style code to part number when ordering. Shipped double oversize.*

**Without Foot Rest**

MD675	with black base
MD676	with chrome base

**With Foot Rest**

MD677	with chrome base
-------	------------------

# License Plate Frames

## Year/Model & Make/Model Frame

Reproduction dealer license plate frames that show off the vehicle year and model or make and model. Available for most 1960-76 models, with top mounting holes to fit any year. All license plate frames are manufactured in the USA and are produced in die-cast zinc with an elegant, triple chrome-plating. Choose from a black, blue or red background with bright white lettering.



Model Codes		
01 DART	02 Dodge Dart	03 DART, Super Bee
04 CORONET	05 Charger	06 SUPER BEE
07 Challenger	08 POLARA	09 DODGE
10 Mopar	11 VALIANT	12 Barracuda
13 Cuda	14 Belvedere	15 GTX
16 Road Runner	17 Satellite	18 DUSTER
19 FURY	20 SPORT FURY	21 PLYMOUTH

## Year/Model Frame

Note: Available in a variety of years and models. Specify your choice of color: A-Black, B-Blue, C-Red.



### How to Order Year/Model Frame:

Please select model by adding two digit model code to the part number followed by two digit year suffix and finally the alpha color code: A-Black, B-Blue, C-Red.

LF12 01 60 A = Dodge Dart, 1960, Black



LF12

## Make/Model Frame

Note: Available in a variety of models. Specify your choice of color: A-Black, B-Blue, C-Red.



### How to Order Make/Model Frames:

Please select model by adding two digit model code to the part number followed by the alpha color code: A-Black, B-Blue, C-Red.

LF132 01 A = Dodge Dart, Black



LF132

## 1966-74 License Plate Screw and Nut Set

OER AUTHORIZED

Reproduction license plate screw and nut for all 1966-74 models. Use as required, includes two screws and two retaining nuts.

MN2881 66-74



## Year/Hemi Frame

Custom license plate frames, featuring bright white lettering on your choice of black, blue, or red background. Manufactured with top mounting holes to fit any model and are triple chrome-plated. Made in USA.

Note: Please add two digit year suffix to the end of part number and an A for black, B for blue or C for red. Example: LF122260A = 1966 HEMI in black.

LF1222 60-76



## Hemi/Model Frame

Custom license plate frames, featuring bright white lettering on your choice of black, blue, or red background. Manufactured with top mounting holes to fit any model and are triple chrome-plated. Made in USA.

Note: Please add an A for black, B for blue or C for red. Example: LF14201A = HEMI Dodge in black.

### Hemi

LF14201 Dart  
LF14204 Coronet  
LF14205 Charger  
LF14206 Super Bee  
LF14207 Challenger  
LF14212 Barracuda

### Hemi

LF14213 Cuda  
LF14214 Belvedere  
LF14215 GTX  
LF14216 Road Runner  
LF14217 Satellite



### Mopar High Impact Colors



## Scat Pack/Rapid Transit Frames

Custom license plate frames, available in a variety of High Impact colors. Made in USA.

### Dodge Scat Pack

LF152091 Plum Crazy/Pump  
LF152092 Go Mango  
LF152093 Sub-Lime  
LF152094 Top Banana  
LF152095 Hemi Orange  
LF152096 Butterscotch  
LF152097 Citron Yella  
LF152098 Black/Silver

### Plymouth Rapid Transit

LF152101 In-Violet  
LF152102 Vitamin C  
LF152103 Lime Light  
LF152104 Lemon Twist  
LF152105 Tor-Red  
LF152106 Bahama Yllow  
LF152107 Curious Yllow  
LF152108 Black/Silver

## OER® Classic Blend Engine Paint for Mopar

OER® Classic Blend Engine Paint offers maximum coverage and adhesion to air cleaners, engine blocks, heads, intake manifolds, valve covers, water pumps, oil pans, transmission cases and more. This specially formulated engine paint is unaffected by rust, gasoline, oil, grease, salt and extreme humidity and is also resistant to temperatures of up to 400 degrees F. This special paint blend offers excellent hiding ability and delivers spray gun quality results without the mess or hassle of mixing paint or cleaning equipment. Available by the can or buy a case of 6 and save! See chart below for details regarding color and application.

**Note:** Ships ground only. Not air shipment.



- Correct Original Colors
- Simple to Use Spray Can
- Cost Effective/No Waste

- High Hiding Formulation
- Manufactured in the USA!
- Heat Resistant to 400° F

### 16 oz. aerosol can

K8916	specify color
K89260	gray primer
K89265	clear coat
K89543	factoryblack

### Case of Six 16 oz. aerosol cans

K8917	specify color
K89261	gray primer
K89266	clear coat

Dodge/Plymouth Application Chart			16 oz. Can	Case of Six	Color Swatch
Engine	Year	Notes	Color	Item#	Item#
170ci - L6	1960	exc. Valiant	turquoise	K89162	K89172
170ci - L6	1960-69	Valiant	red	K89164	K89174
198ci - L6	1973	all	blue	K89166	K89176
225ci - L6	1960	exc. Valiant	turquoise	K89162	K89172
225ci - L6	1970-74	all	blue	K89166	K89176
273ci - V8	1964-69	all	red	K89164	K89174
318ci - V8	1962-66	all	red	K89164	K89174
318ci - V8	1967-69	except police	red	K89164	K89174
318ci - V8	1970-74	except police	blue	K89166	K89176
318ci - V8	1968-70	police engine	Hemi Orange	K89168	K89178
340ci - V8	1968	all	red	K89164	K89174
340ci - V8	1969	all	turquoise	K89162	K89172
340ci - V8	1970-71	all	Hemi Orange	K89168	K89178
340ci - V8	1972-73	all	blue	K89166	K89176
360ci - V8	1971-74	all	blue	K89166	K89176
361ci - V8	1960	Commando	red	K89164	K89174
361ci - V8	1962-64	all	turquoise	K89162	K89172
383ci - V8	1962-69	all	turquoise	K89162	K89172
383ci - V8	1969-71	HP and police	Hemi Orange	K89168	K89178
383ci - V8	1970-71	exc. HP. police	blue	K89166	K89176
400ci - V8	1972-74	all	blue	K89166	K89176
413ci - V8	1962-63	all	orange	K89160	K89170
413ci - V8	1964	race engine	orange	K89160	K89170
413ci - V8	1964	all	turquoise	K89162	K89172
413ci - V8	1965	all	orange	K89160	K89170
426ci - V8	1963	wedge	orange	K89160	K89170
426ci - V8	1964	wedge	turquoise	K89162	K89172
426ci - V8	1964	Hemi race eng.	orange	K89160	K89170
426ci - V8	1965-71	Hemi street eng.	Hemi Orange	K89168	K89178
426ci - V8	1966-68	wedge	turquoise	K89162	K89172
440ci - V8	1966-69	all	turquoise	K89162	K89172
440ci - V8	1969-71	HP and police	Hemi Orange	K89168	K89178
440ci - V8	1970-74	exc. HP. police	blue	K89166	K89176

## OER® Interior Paint for Mopar

OER's revolutionary formula provides 40% more coverage than standard dyes and lacquers, and actually penetrates and molecularly bonds to the surface to permanently seal in the color. Dries to the touch in 45 seconds, forms a complete bond in just 10 minutes. UV stable and color fast, it will not crack, flake or peel. For use on vinyl, leather, ABS plastic, polycarbonate, polypropylene, polyurethane, acrylic, lexan, fiberglass and recycled plastics. Available in your choice of convenient 12 oz. aerosol cans or for bigger jobs where a spray gun is required, we offer quart cans.



Factory Original Mopar Colors Now Available!

**Note:** Shipped within the continental U.S. only. Shipped ground only.

### Notes Apply to All OER® Spray Cans

**Note:** Due to variances in factory vinyl material, paint could have up to a 10% variation color difference from original. **Important:** All paint must be shipped via ground.

### 12 oz. Aerosol Can

#### 1 Quart Easy Pour Can

801	318	550	202	520	528	528
black	lt. met. blue	red	pearl white	metallic red	met. maroon	red
430	620	320	630	330	332	432
dk. met. grn	copper	met. navy	gold	dk. met. blue	lt. met. blue	lt. met. grn
200	650	338	434	154	658	540
white	saddle	bright blue	dk. met. grn	charcoal	brwn	burnt orange
664	560	140	666	340	444	OER
brwn	bright orange	gunmetal	amber gold	bright blue	dk. green	

### Color Chart for Dodge & Plymouth

Year	Color	Aerosol Cans	Quart Cans
1960-76	Mopar black	PP801	PQ801
1964-67	Mopar light metallic blue	PP318	PQ318
1964-65, 1970	Mopar red	PP550	PQ550
1962-69	Mopar pearl white	PP202	PQ202
1964-68	Mopar metallic red	PP520	PQ520
1965, 1968	Mopar metallic maroon	PP528	PQ528
1966, 1968-69	Mopar red	PP528	PQ528
1966-68	Mopar dark metallic green	PP430	PQ620
1967	Mopar copper	PP620	PQ620
1965-68	Mopar metallic navy	PP320	PQ320
1967-69	Mopar gold	PP630	PQ630
1968-71	Mopar dk. metallic blue	PP330	PQ630
1968-72	Mopar light metallic blue	PP332	PQ332
1968-72	Mopar light metallic green	PP432	PQ432
1969	Mopar white	PP200	PQ200
1969	Mopar saddle	PP650	PQ650
1969-70	Mopar bright blue	PP338	PQ338
1969-71	Mopar dark metallic green	PP434	PQ434
1969-72	Mopar charcoal	PP154	PQ154
1970	Mopar brown	PP656	PQ656
1970	Mopar burnt orange	PP540	PQ540
1970-71	Mopar brown	PP664	PQ664
1971	Mopar burnt orange	PP660	PQ660
1971	Mopar gunmetal	PP140	PQ140
1971-72	Mopar ember gold	PP666	PQ666
1971-73	Mopar bright blue	PP340	PQ340
1972-73	Mopar dark green	PP444	PQ444

**OER**

# Mopar Car Covers

**OER AUTHORIZED**

**FREE**  
Look for the OER logo on  
all Car Cover Products  
A \$20.00 Value!



**WeatherBlocker™**  
Plus

**Diamond Blue™**



- ★ **Indoor Use**
- ★ **Single Layer Material**

Designed for use indoors, OER®'s Diamond Blue™ is manufactured using an economical single layer non-woven material that provides excellent protection from dust and dirt penetration. Each cover is sewn with double stitched seams that are strong and durable. Neoprene elastic is sewn into the front and rear hems to help secure the cover in place. Breathable and lightweight, Diamond Blue™ offers basic water protection and guards against damage from dust, dirt, overspray and more. Non-scratch grommets are installed on each cover to allow the use of a tie strap or lock.

**A-Body**

MT3300A	60-62	Lancer/Valiant
MT4101A	63-66	Valiant
MT4104A	64-66	Barracuda fastback
MT4105A	67-69	Barracuda fastback
MT3501A	67-76	except Barracuda

**B-Body**

MT4106A	62-70	all exc. Charger
MT4110A	66-67	Charger
MT4106A	68-70	Charger
MT4107A	71-72	all 2 door
MT8506A	71-74	all 4 door
MT4111A	73-74	all 2 door

**E-Body**

MT4112A	70-72	Barracuda, 'Cuda
MT4113A	73-74	Barracuda, 'Cuda
MT4114A	70-72	Challenger
MT4115A	73-74	Challenger

**Diamond Fleece™**



- ★ **Indoor/Outdoor Use**
- ★ **Triple Layer Material**

Designed for indoor and occasional outdoor use, OER®'s Diamond Fleece™ is manufactured using a durable 3 layer non-woven material that provides excellent protection from dust and dirt penetration. Each cover is sewn with double stitched seams that are strong and durable. Neoprene elastic is sewn into the front and rear hems to help secure the cover in place. Breathable and lightweight, Diamond Fleece™ offers water resistance and guards against damage from the sun's UV rays. Non-scratch grommets are installed on each cover to allow the use of a tie strap or lock.

**A-Body**

MT3300B	60-62	Lancer/Valiant
MT4101B	63-66	Valiant
MT4104B	64-66	Barracuda fastback
MT4105B	67-69	Barracuda fastback
MT3501B	67-76	except Barracuda

**B-Body**

MT4106B	62-70	all exc. Charger
MT4110B	66-67	Charger
MT4106B	68-70	Charger
MT4107B	71-72	all 2 door
MT8506B	71-74	all 4 door
MT4111B	73-74	all 2 door

**E-Body**

MT4112B	70-72	Barracuda, 'Cuda
MT4113B	73-74	Barracuda, 'Cuda
MT4114B	70-72	Challenger
MT4115B	73-74	Challenger

Now Available  
in Blue, Gray or Tan



blue gray tan



Plus soft cotton lining  
for protection against  
door dings and  
scratches.

- ★ **Outdoor Use**
- ★ **Four Layer Material**

Designed for outdoor use, OER®'s Weather Blocker Plus™ cover is manufactured using a durable 4 layer non-woven material that provides a high level of protection against outdoor elements. The fourth layer is a soft cotton backing that further protects against scratches and dings. Each cover is sewn with double stitched seams that are strong and durable. Neoprene elastic is sewn into the front and rear hems to help secure the cover in place. Breathable and lightweight, Weather Blocker Plus™ offers increased water resistance and protection from the sun's UV rays. Non-scratch grommets are installed on each cover to allow the use of a tie strap or lock. Specify blue, gray or tan.

**A-Body**

MT3300G	60-62	Lancer/Valiant
MT4101G	63-66	Valiant
MT4104G	64-66	Barracuda fastback
MT4105G	67-69	Barracuda fastback
MT3501G	67-76	except Barracuda

**B-Body**

MT4106G	62-70	all exc. Charger
MT4110G	66-67	Charger
MT4106G	68-70	Charger
MT4107G	71-72	all 2 door
MT8506G	71-74	all 4 door
MT4111G	73-74	all 2 door

**E-Body**

MT4112G	70-72	Barracuda, 'Cuda
MT4113G	73-74	Barracuda, 'Cuda
MT4114G	70-72	Challenger
MT4115G	73-74	Challenger



# Mopar Car Covers

## OER AUTHORIZED



**FREE**  
Look for mail savings bag  
with this cover. Retail  
\$36.00 value!



Softshield  
cotton flannel



- ★ Indoor Use
- ★ Cotton Flannel Material



Lightweight  
highly reflective  
material for  
added protection  
from harmful  
UV rays

- ★ Indoor/Outdoor Use
- ★ Silver Reflective Material
- ★ Single Layer-Extremely Lightweight



Plus soft cotton lining for  
protection against door  
dents and scratches

- ★ Indoor/Outdoor Use
- ★ Silver Reflective Material
- ★ Double Layer-Soft Cotton Inner Lining

Favored by classic car collectors that garage their cars, OER®'s woven soft cotton flannel car covers pamper the vehicle's finish with a super soft underside nap that protects even the most delicate surfaces. Designed for indoor use only, the OER® SoftShield™ cover is soft on paint while providing a dust barrier and protection against nicks and dings when the vehicle is being stored. Each cover is sewn with double stitched seams that are strong and durable. Neoprene elastic is sewn into the front and rear hems to help secure the cover in place. Non-scratch grommets are installed on each cover to allow the use of a tie-strap or lock. OER® Softshield® Cotton Flannel is available in gray or tan.

### A-Body

MT3300F	60-62	Lancer/Volant
MT4101F	63-66	Valiant
MT4104F	64-66	Barracuda fastback
MT4105F	67-69	Barracuda fastback
MT3501F	67-76	except Barracuda

### B-Body

MT4106F	62-70	all exc. Charger
MT4110F	66-67	Charger
MT4106F	68-70	Charger
MT4107F	71-72	all 2 door
MT8506F	71-74	all 4 door
MT4111F	73-74	all 2 door

### E-Body

MT4112F	70-72	Barracuda, 'Cuda
MT4113F	73-74	Barracuda, 'Cuda
MT4114F	70-72	Challenger
MT4115F	73-74	Challenger

This durable lightweight fabric is engineered to provide the best protection from the sun! Designed for indoor or outdoor use, OER®'s Titanium® material has a reflective water repellent 100% polyester top layer that keeps the interior cool when in sunlight and protects against harmful UV rays. Each cover is sewn with double stitched seams that are strong and durable. Neoprene elastic is sewn into the front and rear hems to help secure the cover in place. With its silver reflective properties, Titanium® covers offer the ultimate UV protection in a material that is extremely lightweight so it is easy to handle and easy to store. Each cover includes a free storage bag and lock kit. Non-scratch grommets are installed on each cover to allow the use of a tie strap or lock.

### A-Body

MT3300K	60-62	Lancer/Volant
MT4101K	63-66	Valiant
MT4104K	64-66	Barracuda fastback
MT4105K	67-69	Barracuda fastback

### B-Body

MT4106K	62-70	all exc. Charger
MT4110K	66-67	Charger
MT4106K	68-70	Charger
MT4107K	71-72	all 2 door
MT8506K	71-74	all 4 door
MT4111K	73-74	all 2 door

### E-Body

MT4112K	70-72	Barracuda, 'Cuda
MT4113K	73-74	Barracuda, 'Cuda
MT4114K	70-72	Challenger
MT4115K	73-74	Challenger

This premium fabric offers double protection! Designed for indoor or outdoor use, Titanium Plus® has a silver highly reflective water repellent 100% polyester top layer that keeps the interior cool when in sunlight and a soft padded cotton inner layer that provides extra protection against nicks and dings during storage in tight quarters. Each cover is sewn with double stitched seams that are strong and durable. Neoprene elastic is sewn into the front and rear hems to help secure the cover in place. With its silver reflective properties, Titanium Plus® offers the ultimate UV protection. Each cover includes a free storage bag and lock kit. Non-scratch grommets are installed on each cover to allow the use of a tie strap or lock.

### A-Body

MT3300H	60-62	Lancer/Volant
MT4101H	63-66	Valiant
MT4104H	64-66	Barracuda fastback
MT4105H	67-69	Barracuda fastback
MT3501H	67-76	except Barracuda

### B-Body

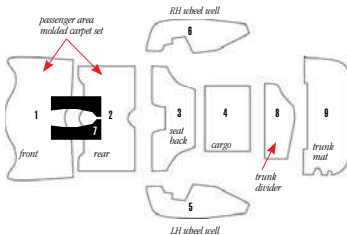
MT4106H	62-70	all exc. Charger
MT4110H	66-67	Charger
MT4106H	68-70	Charger
MT4107H	71-72	all 2 door
MT8506H	71-74	all 4 door
MT4111H	73-74	all 2 door

### E-Body

MT4112H	70-72	Barracuda, 'Cuda
MT4113H	73-74	Barracuda, 'Cuda
MT4114H	70-72	Challenger
MT4115H	73-74	Challenger

# 1964-69 Mopar Molded Carpet

## 1964-66 Barracuda Carpet Diagram



**AUTHORIZED**

## 1964-69 Barracuda Fastback Loop Carpet



When ordering, please refer to diagram above to determine what is included in each of the sets offered. Select part number of desired set from listings below, then add the color code suffix for your model year barracuda from the color code chart above.

*Note: 1967-69 sets do not include the trunk mat.*

### 1964-66 Barracuda

#### Complete Sets

MAS07	64-66	4-speed, items 1 thru 9
MAS10	64-66	automatic, items 1 thru 9

#### Passenger Area

MAS08	64-66	4-speed, with console strips
MAS09	64-66	4-speed, without console strips
MAS11	64-66	automatic, with console strips
MAS12	64-66	automatic, without console strips

### 1967-69 Barracuda Fastback

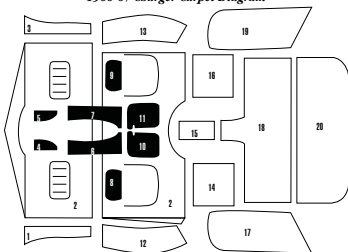
#### Complete Sets

MAS13	67-69	4-speed, items 1 thru 6 without console strips
MAS16	67-69	automatic, items 1 thru 7

#### Passenger Area

MAS15	67-69	4-speed
MAS17	67-69	automatic with console strips
MAS18	67-69	automatic, without console strips

## 1966-67 Charger Carpet Diagram



- |                        |                        |
|------------------------|------------------------|
| 01 Door Panel Left     | 11 Rear Console Right  |
| 02 Floor Pan (2 piece) | 12 Quarter Trim Left   |
| 03 Door Panel Right    | 13 Quarter Trim Right  |
| 04 Front Console Left  | 14 Rear Seatback Left  |
| 05 Front Console Right | 15 Fold Down Armrest   |
| 06 Front Console Left  | 16 Rear Seatback Right |
| 07 Front Console Right | 17 Wheel Well Left     |
| 08 Seatback Left       | 18 Cargo Floor         |
| 09 Seatback Right      | 19 Wheel Well Right    |
| 10 Rear Console Left   | 20 Trunk Divider Door  |



## 1966-67 Charger Loop Carpet

**AUTHORIZED**

When ordering, please refer to diagram to determine what is included in each of the sets offered. Select part number of desired set from listings, then add the color code suffix for your model year charger from the color code chart above.

*Note: Trunk mat sold separately.*

### 1966-67 Charger

#### Complete Sets

MB935	66	4-speed, items 1-20
MB938	66	automatic, items 1-20
MB941	67	4-speed, items 1-20
MB944	67	automatic, items 1-20

#### Passenger Area

MB936	66	4-speed, with console strips
MB937	66	4-speed, without console strips
MB939	66	automatic, with console strips
MB940	66	automatic, without console strips
MB943	67	4-speed, with console strips
MB942	67	4-speed, without console strips
MB945	67	automatic, with console strips
MB946	67	automatic, without console strips

# 1962-76 Mopar Molded Carpet

**OER AUTHORIZED**




MAS02501

## Heel Pad Styles



1968-74 A-Body 1964-65 B-Body 1966-70 B-Body 1970-74 E-Body



## 1962-73 A-Body Molded Loop Carpet **OER AUTHORIZED**

Molded loop carpet offered in a variety of colors to suit your vehicle. To order, please select the correct application from the listings below, then add the color code suffix for your model year from the color chart. Manufactured in the USA!

### 1962 Lancer/Valliant

MAS00	62	2 door
MAS01	62	4 door

### 1963-66 Dart

MAS02	63-66	2 door 4-speed
MAS03	63-66	2 door automatic
MAS04	63-66	convertible 4-speed with tails
MAS05	63-66	convertible automatic with tails
MAS06	63-66	4 door

### 1963-66 Valliant

MAS19	63-66	2 door 4-speed
MAS20	63-66	2 door automatic
MAS21	63-66	4 door
MAS22	63-66	convertible

### 1963-67 Valliant Signet

MAS23	63-66	2 door 4-speed
MAS24	63-66	2 door automatic
MAS25	63-66	convertible
MAS26	67	2 door 4-speed
MAS27	67	2 door automatic

### 1967-73 Dart (Except 1973 Dart Sport)

MAS28	67-73	2 door 4-speed
MAS29	67-73	2 door automatic
MAS30	67-73	convertible 4-speed, with tails
MAS31	67-73	convertible automatic, with tails
MAS32	67-73	4 door

### 1967-73 Valliant

MAS33	67-69	2 door 4-speed
MAS34	67-69	2 door automatic
MAS35	67-73	4 door

### 1970-73 Duster, 1973 Dart Sport


MAS36	70-73	2 door 4-speed
MAS37	70-73	2 door automatic

### 1971-73 Scamp

MAS40	71-73	2 door 4-speed
MAS41	71-73	2 door automatic

### 1971-72 Demon

MAS38	71-72	2 door 4-speed
MAS39	71-72	2 door automatic



## 1974-76 A-Body Cut Pile Carpet **OER AUTHORIZED**

Molded cut pile carpet offered in a variety of colors to suit your vehicle. To order, please select the correct application from the listings below, then add the correct color code for your model year from the color chart above.

### 1974-76 Dart Swinger 2 Door Hardtop

MAS42	74-76	2 door hardtop, 4-speed
MAS43	74-76	2 door hardtop, automatic
MAS44	74-76	4 door sedan

### 1974-76 Dart Sport, Duster 2 Door Coupe

MAS45	74-76	2 door coupe, 4-speed
MAS46	74-76	2 door coupe, automatic

### 1974-76 Valliant Sedan

MAS47	74-75	2 door sedan
MAS48	74-76	4 door sedan

# 1962-73 Mopar Molded Carpet



MB958521  
1968-70 Charger  
Burnt Orange

## OER AUTHORIZED



## 1962-73 Mopar B-Body Molded Loop Carpet

Molded loop carpet offered in a variety of colors to suit your vehicle. To order, please select the correct application from the listings below, then add the color code suffix for your model year from the color chart above.

### 1962 Dart, Dart 330, Dart 440, Polara 500

MB902	62	2 door 4-speed
MB903	62	2 door automatic
MB904	62	4 door 4-speed
MB905	62	4 door automatic

### 1962-65 Belvedere

MB906	62-65	2 door 4-speed
MB907	62-65	2 door automatic
MB908	62-65	4 door 4-speed
MB909	62-65	4 door automatic

### 1962-64 Fury

MB910	62-64	2 door 4-speed
MB911	62-64	2 door automatic
MB912	62-64	4 door automatic

### 1963 Sport Fury

MB913	63	2 door
-------	----	--------

### 1963-64 Dodge 330, 440, Polara, Polara 500

MB914	63-64	2 door 4-speed
MB915	63-64	2 door automatic
MB916	63-64	4 door automatic

### 1965 Coronet

MB917	65	2 door 4-speed
MB918	65	2 door automatic
MB919	65	4 door automatic

### 1965 Satellite

MB920	65	2 door 4-speed
MB921	65	2 door automatic
MB922	65	4 door automatic

### 1966 Belvedere

MB923	66	2 door 4-speed
MB924	66	2 door automatic
MB925	66	4 door 4-speed
MB926	66	4 door automatic

### 1967-70 Belvedere

MB923	67-70	2 door 4-speed
MB928	67-70	2 door automatic
MB925	67-70	4 door 4-speed
MB926	67-70	4 door automatic

### 1966-70 Coronet

MB931	66-70	2 door 4-speed
MB932	66-70	2 door automatic
MB933	66-70	4 door 4-speed
MB934	66-70	4 door automatic

### 1966-70 Satellite

MB947	66-70	2 door 4-speed
MB948	66-70	2 door automatic
MB949	68-70	4 door automatic

### 1967-71 GTX

MB950	67	2 door 4-speed
MB951	67	2 door automatic
MB952	68-70	2 door 4-speed
MB951	68-70	2 door automatic
MB954	71	2 door 4-speed, bench seat
MB955	71	2 door 4-speed, bucket seats
MB956	71	2 door automatic

### 1968-70 Charger

MB957	68-70	4-speed
MB958	68-70	automatic

### 1971-73 Charger

MB959	71-73	4-speed
MB960	71-73	automatic

### 1968-73 Road Runner

MB961	68-70	4-speed
MB962	68-70	automatic
MB963	71-73	4-speed bench seat
MB964	71-73	4-speed bucket seats with console
MB965	71-73	automatic

### 1968-71 Super Bee

MB966	68-70	4-speed
MB967	68-70	automatic
MB968	71	4-speed
MB969	71	automatic

### 1969 Daytona

MB970	69	4-speed
MB971	69	automatic

### 1971-73 Coronet

MB972	71-73	4 door automatic
-------	-------	------------------


### 1971-73 Satellite

MB973	71-73	2 door 4-speed bench seat
MB974	71-73	2 door 4-speed buckets seats with console
MB975	71-73	2 door automatic
MB976	71-73	4 door automatic

### 1970 Superbird

MB977	70	4-speed
MB978	70	automatic

# 1963-75 Mopar Molded Carpet



## 1963-64 Mopar B-Body Tuxedo Loop Carpet

Molded Tuxedo loop carpet offered in a variety of colors to suit your vehicle. To order, please select the correct application from the listings below, then add the color code for your model year from the color chart above.

### 1963-64 Dodge 330, 440, Polara, Polara 500

MB979	63-64	2 door 4-speed
MB980	63-64	2 door automatic
MB981	63-64	4 door automatic

### 1963-64 Belvedere

MB982	63-64	2 door 4-speed
MB983	63-64	2 door automatic
MB984	63-64	4 door automatic

### 1963-64 Fury


MB985	63-64	2 door 4-speed
MB986	63-64	2 door automatic
MB987	63-64	4 door automatic

### 1963 Sport Fury

MB989	63	2 door
-------	----	--------



ME600530  
1970-73  
Barracuda



## 1970-73 Mopar E-Body Molded Loop Carpet

Molded loop carpet is offered in a variety of colors to suit your vehicle. To order, please select the correct application from the listings below, then add the color code for your model year from the color chart.

### 1970-73 Barracuda

ME600	70-73	manual
ME601	70-73	automatic

### 1970-73 'Cuda

ME602	70-73	manual
ME603	70-73	automatic

### 1970-73 Challenger

ME604	70-73	manual
ME605	70-73	automatic



MB991818  
1974 Charger



## 1974-75 Mopar B-Body Cut Pile Carpet

Molded cut pile carpet offered in a variety of colors to suit your vehicle. To order, please select the correct application from the listings below, then add the correct color code for your model year from the color chart above.

### 1974 Charger


MB990	74	4-speed
MB991	74	automatic

### 1974-75 Road Runner

MB992	74-75	2 door 4-speed bench seat
MB993	74-75	2 door 4-speed bucket seats with console
MB994	74-75	2 door automatic

### 1974 Satellite

MB995	74	2 door 4-speed bench seat
MB996	74	2 door 4-speed buckets seats with console
MB997	74	2 door automatic
MB998	74	4 door automatic



## 1974 Mopar E-Body Cut Pile Carpet

Molded cut pile carpet offered in a variety of colors to suit your vehicle. To order, please select the correct application from the listings below, then add the color code for your model year from the color chart above.

### 1974 Barracuda

ME606	74	manual
ME607	74	automatic

### 1974 Cuda

ME608	74	manual
ME609	74	automatic

### 1974 Challenger

ME610	74	manual
ME611	74	automatic

# Mopar Seat Foam



SF150

SF151

SF152



SF153

SF154

SF156

**OER AUTHORIZED**

## 1960-74 A & B-Body Bucket Seat Foam

Reproduction seat foam for various 1960-74 Dodge and Plymouth models. Get an OE fit and original appearance by offering quality OER® Authorized seat foam.

*Note: Single seat foam is shipped oversize.*

### A-Body

1960-65 Barracuda, Dart, Lancer, Valiant  
1966-67 Barracuda, Dart, Valiant  
1968-69 Barracuda, Dart, Valiant  
1970-71 Demon, Duster  
1971 Dart, Swinger, Scamp

### B-Body

1962-64 Fury  
1962-65 Belvedere  
1965 Coronet  
1965 Satellite  
1966-67 Belvedere, Charger, Coronet, Steelite  
(Exc. 1966-67 Charger rear buckets)  
1967 GTX  
1968-69 Belvedere, Charger, Coronet, GTX,  
Road Runner, Satellite, Super Bee  
1970 Road Runner, GTX, Sport Satellite  
1971-74 Charger, GTX, Road Runner,  
Satellite, Super Bee

### 1960-71 A-Body Bucket Seat Foam

SF150	1960-65	A-Body	per seat
SF151	1966-67	A-Body	per seat
SF152	1968-69	A-Body	per seat
SF153	1970-71	A-Body	vinyl style - per seat
SF154	1971	A-Body	vinyl style - per seat

### 1962-74 B-Body Bucket Seat Foam

SF150	1962-65	B-Body	all with bucket seats - per seat
SF151	1966-67	B-Body	all with bucket seats - per seat
SF152	1968-69	B-Body	all with bucket seats - per seat
SF153	1970	B-Body	all with bucket seats - per seat
SF156	1971-74	B-Body	all with bucket seats - per seat



Style 1 - has a shallow standard bolster

SF154

### Style 1

Can be identified by the seat material, its shallow bolster and the vertical or horizontal pleats on the seat cover.



Style 2 - has a vertical pleat

15123

### Style 2

Can be identified by the single vertical pleat that runs the entire length of the seat cover from top to bottom and a single horizontal pleat that forms a cross shape on the seat top.



Style 3 - has a more pronounced bolster

SF153

### Style 3

Can be identified by the seat material and by the pronounced bolster and inserts.



Style 4 - has a lumbar support bolster

SF155

### Style 4

Can be identified by the seat material and by the horizontal lumbar bolster that runs across lower portion of seat back.

**OER AUTHORIZED**

## 1970-72 E-Body Bucket Seat Foam

1970-72 E-Body bucket seat foam came in four styles. Each bucket seat foam set includes one pair of seat bottoms, one pair of seat backs, and one pair of headrest caps. Choose the style of seat foam that matches your style of seat upholstery.

**Important:** During the years 1970-71 E-Body seat foam varied in shape according to the seat style and type of seat cover material being used. It is important that you order the seat foam that is correct for your specific seat style as the foam will not interchange.

*Note: Single seat foam is shipped oversize.*

### E-Body - Style 1

1970-71 'Cuda (leather style)  
1970-71 Barracuda Gran Coupe (leather style)  
1970 Challenger (vinyl style)

### E-Body - Style 2

1971 Barracuda, 'Cuda, Challenger (standard style vinyl)

### E-Body - Style 3

1970 'Cuda (vinyl)  
1970 Barracuda Gran Coupe (vinyl or cloth)  
1971 Challenger (cloth)

### E-Body - Style 4

1971 'Cuda (detach vinyl style)  
1970 Challenger (cloth style)  
1970-71 Challenger (leather style)  
1971 Challenger (detach vinyl style)

### Challenger

1972 Dodge Challenger

### 1970-71 E-Body Bucket Seat Foam

SF154	1970-71	per seat	Style 1
15123	1971	per seat	Style 2
SF153	1970-71	per seat	Style 3
SF155	1970-71	per seat	Style 4

### 1972 Challenger Bucket Seat Foam

15143	1972	per seat
-------	------	----------

# Mopar Interior Parts



ME861011

ME861010

## 1970-74 Challenger Seat Frame **OER AUTHORIZED**

Reproduction seat frame assemblies for 1970-74 Dodge Challenger models. Each assembly features a stamped steel frame and includes hinges and spring assemblies for a complete replacement.

*Notes: Shipped oversized.*

ME861010	70-74	Challenger	LH
ME861011	70-74	Challenger	RH



ME16282

**OER AUTHORIZED**

## 1970-74 E-Body Bucket Seat Track Assemblies

Reproduction bucket seat track assemblies for 1970-74 E-Body cars. Manufactured to original specifications, these stamped steel seat tracks will replace the originals precisely. Comes with tension springs.

ME16283	70-74	E-Body	LH
ME16282	70-74	E-Body	RH



MD475013

## 1966-71 Mopar Bucket Seat Release Cables

OER<sup>®</sup> reproduction seat release cable set for bucket seats on various A, B, & E-Body models. These release cables are manufactured to factory specifications and replicate the original in fit and in function. Prepackaged in OER<sup>®</sup> polytube. Made in USA.

### MD475013

LH cable- 12-7/8", RH cable 14-3/8"

### MD475012

LH cable- 11", RH cable 13-1/8"



MD475013	66-69	A & B-Body
MD475012	70-71	A, B, & E-Body



## 1969-70 B-Body Headrest Post Bezel

**OER AUTHORIZED**  
**AUTHENTIC**  
**RESTORATION**

Reproduction of the headrest post bezels for all 1969-70 Charger and Road Runner models equipped with a bench seat. Manufactured as original with a bright chrome finish. Includes attaching screws. 2 required per headrest.

2942847	69-70	B-Body
---------	-------	--------



## 1968-69 B-Body Seat Belt Clips **OER AUTHORIZED**

**AUTHENTIC**  
**RESTORATION**

Reproduction seat belt retainer clips for 1968-69 B-Body models. These clips secure the shoulder belt to the roof near the sun visors when the belt is not in use. Manufactured from steel with the correct shape, contours, and mounting hole placement. Use as required.

ME1501	68-69	B-Body
--------	-------	--------



## 1968-70 Mopar A, B, & E-Body Bench Seat Back Release Knob

OER<sup>®</sup> reproduction bench seat back release knob for 1968-70 Dodge and Plymouth A, B, & E-Body models. Manufactured from die-cast zinc with a chrome finish as original. Sold individually, two required per seat. Includes installation screw. Prepackaged in OER<sup>®</sup> poly tube.

MD475003	68-70	A, B, & E-Body
----------	-------	----------------



square look close up details



pointed look close up details



MD473100



MD474200



black

white

**OER AUTHORIZED** **AUTHENTIC REPRODUCTION**

## 1970-74 Injection Molded Bucket Seat Backs

Reproduction seat back panels for 1970-72 A-Body, 1970-71 B-Body, and 1970-74 E-Body models. Manufactured in injection molded ABS plastic with the correct Coachman grain to duplicate the originals precisely. Two styles are offered to fit the high back bucket seats in A, B, & E-Body vehicles. There was a mid-year change in seat backs during the 1971 model year which resulted in there being an "early style" and "late style" seat back. The "early style" seat backs have a square look and shorter hinge extensions and are for 1970-71 models built through 12/01/70. The "late style" seat backs are more pointed at the top, have longer hinge extensions and are for vehicles built from 12/02/70. Sold as a pair.

**Important:** A design change during the 1971 model year resulted in different seat designs. Please order according to date of manufacture.

### 1970-71 A, B, & E-Body

**Note:** Early "square-look" design for 1970-71 vehicles built up to 12/01/1970.

MD473100 70-71 A, B, & E-Body

MD473200 70-71 A, B, & E-Body

### 1971-74 A-Body & E-Body

**Note:** "Pointed-look" design for vehicles built 12/02/1970 and later.

MD474100 71-72 A & E-Body

MD474200 71-74 A & E-Body

## 1967-73 Mopar A-Body Kick Panels

Reproduction passenger side interior kick panel for 1967-73 Dodge and Plymouth A-Body models. Manufactured from injection molded ABS plastic featuring all the correct contours, shapes, and grain patterns, features part number and Pentastar markings on rear of panels as original. Available in black only. Prepackaged in an OER® box.



K3207 67-73 A-Body



MEX59100




MEX57100



MEX60200



MEX58200



100

black

200

white

## 1970-74 E-Body

### Door & Rear Side Panels AUTHORIZED

Authentic reproduction door panels for 1970-74 Barracuda/Cuda and Challenger models. These superior reproductions are injection molded in color, not painted or dyed. Manufactured to appear and fit just like the original with the correct grain, thickness, and bracing.

**Note:** Shipped double oversize.

Front		
<b>Barracuda/Cuda</b>		
MEX59100	70-74	black
MEX59200	70-74	white
<b>Challenger</b>		
MEX57100	70-74	black
MEX57200	70-74	white
Rear		
<b>Barracuda/Cuda</b>		
MEX60100	70-74	black
MEX60200	70-74	white
<b>Challenger</b>		
MEX58100	70-74	black
MEX58200	70-74	white



## 1971-72 Charger SE Sail Panels

Correct reproduction interior rear sail panels designed for 1971-72 Dodge Charger SE 2 door models only. Manufactured from injection molded ABS material and features correct style grain for authenticity. Includes the inner fiberboard/fiberglass insulation panels on the back as original. Sold in pairs. Prepackaged in OER® corrugated box.

**Note:** This item is designed for SE models only and not for use on standard models.

748616 71-72 Charger SE



# Mopar Interior Parts

**OER AUTHORIZED**



## 1970-74 E-Body Door Sill Plates

Replacement door sill plates for 1970-74 two door Mopar E-Body models. Features correct flat chrome finish and proper contours to replace the original sill plates. Sold as a pair.

ME1576 70-74 E-Body



**OER AUTHORIZED**

## 1960-76 Mopar A, B, & E-Body Door Panel Clips

These restoration correct clips are reproduced to original specifications to install door panels on most all Dodge and Plymouth A, B, & E-Body models. Made from spring steel as original. Set of 36 for A & B-Body and set of 14 for E-Body models. Prepackaged in OER® poly tube.

MM2367	60-76	A & B-Body	36 clips
MM2367A	70-74	E-Body	14 clips



MD700

MD701

## 1967-74 A & B-Body Door Lock Knobs

OER® reproduction door lock knobs for 1967-74 Dodge and Plymouth A & B-Body models. These door lock knobs are manufactured with authentic detail and feature the correct fluted design. Black knobs can be painted to match the interior if desired. Sold as a pair. Prepackaged in OER® poly tube.

MD700	67-74	black
MD701	67-74	chrome



## 1964-76 A-Body Door Lock Knob Ferrules



OER® reproduction door lock knob ferrules for 1964-76 Dodge and Plymouth A-Body models including Barracuda, Dart, Dart Sport, Demon, Duster, Scamp, Valiant and Swinger. Manufactured from injection molded plastic as original. Officially Licensed Mopar Authentic Restoration Product. Prepackaged in OER® poly tube.

MD103 64-76 A-Body



## 1968-70 B-Body Door Lock Knob Ferrules

OER® reproduction door lock knob ferrules for 1968-70 Dodge and Plymouth B-Body models including Belvedere, Coronet, GTX, Road Runner, Satellite and Super Bee. Manufactured from stainless steel with the four retaining tabs that secure it to the door panel. Prepackaged in OER® poly tube.

*Notes: Not for use on Charger models.*

MD101 68-70 B-Body

## 1970-74 E-Body Door Lock Levers

OER® reproduction door lock levers for all 1970-74 Dodge and Plymouth E-Body models. These correct chrome-plated levers feature the word "LOCK" and an arrow insignia to indicate which way to push the lever in order to lock the door. Each pair come with bolts for mounting. Prepackaged in OER® box.



ME2100 70-74 E-Body

# Mopar Armrest Bases



**QER AUTHORIZED** **AUTHENTIC RESTORATION**

## 1964-66 Mopar A & B-Body Front Armrest Bases

Reproduction of the 11" front armrest bases for A-Body models including 1964-66 Plymouth Barracuda, Valiant and Dodge Dart. 15" bases fit B-Body models including 1964 Plymouth Fury, Savoy, Polara 330, 440, 1965 Coronet, Satellite and 1964-65 Belvedere models. Manufactured to factory specifications for a perfect fit and appearance. Sold in pairs.

MA2028	64-66	A-Body	11" armrests - front
MB2002	64-65	B-Body	15" armrests - front



**QER AUTHORIZED** **AUTHENTIC RESTORATION**

## 1964-66 Mopar A-Body Rear Armrest Bases

Reproduction rear armrest bases for 1964-66 Plymouth Barracuda, Valiant and Dodge Dart models. Manufactured to factory specifications for a perfect fit and appearance. Sold in pairs.

MA1531	64-66	A-Body	rear
--------	-------	--------	------



**QER AUTHORIZED** **AUTHENTIC RESTORATION**

## 1966-70 Mopar B-Body Front Armrest Bases

Reproduction front armrest bases for 1966-67 Dodge Coronet, 1966-70 Plymouth Belvedere, 1967-70 Plymouth GTX, 1968-70 Plymouth Super Bird, 1968-70 Plymouth Road Runner and 1968-70 Plymouth Satellite models. Manufactured to factory specifications for a perfect fit and appearance. Sold in pairs.

MB2004	66-70	B-Body	front
--------	-------	--------	-------



**QER AUTHORIZED** **AUTHENTIC RESTORATION**

## 1966-70 Mopar B-Body Front Armrest Bases

Reproduction front armrest bases for 1966-70 Dodge Coronet 500, Plymouth Satellite, and 1966-70 Dodge Charger models. Manufactured to factory specifications for a perfect fit and appearance. Sold in pairs.

MB2003	66-70	B-Body	front
--------	-------	--------	-------



**QER AUTHORIZED** **AUTHENTIC RESTORATION**

## 1966-70 Mopar B-Body Rear Armrest Bases

Reproduction rear armrest bases for 1966-70 Dodge Coronet, 1966-70 Plymouth Belvedere, 1967-70 Plymouth GTX, 1968-70 Plymouth Superbird, 1968-70 Plymouth Road Runner and 1966-70 Plymouth Satellite models. Manufactured to factory specifications for a perfect fit and appearance. Sold in pairs.

MB2005	66-70	B-Body	rear
--------	-------	--------	------



MA1532



MA1602

**QER AUTHORIZED** **AUTHENTIC RESTORATION**

## 1967 Mopar A-Body Armrest Bases

Reproduction of the front and rear armrest bases for 1967 Plymouth Barracuda, Valiant and Dodge Dart models. Manufactured to factory specifications for a perfect fit and appearance. Sold in pairs.

MA1532	67	A-Body	front
MA1602	67	A-Body	rear



MA1534



MA1535

**QER AUTHORIZED** **AUTHENTIC RESTORATION**

## 1967-72 Mopar A-Body Rear Armrest Bases

Reproduction rear armrest bases for 1967-69 Plymouth Barracuda, 1967-72 Dodge Dart and Plymouth Valiant, 1970-72 Plymouth Duster, 1971-72 Dodge Dart Sport and Demon and 1971-72 Plymouth Scamp models. Manufactured to factory specifications for a perfect fit and appearance. Available in bright chrome finish or unfinished (paint to match). Sold individually.

MA1534	67-72	A-Body	chrome
MA1535	67-72	A-Body	unfinished

# Mopar Armrest Bases & Pads



## 1968-72 A-Body Front Armrest Bases

Reproduction front armrest bases for 1968-72 A-Body models. These armrest bases are manufactured with the original shape and contours and feature the correct black finish. Sold as a pair.

1968-69 Barracuda	1971-72 Dart Sport
1968-72 Dart	1971-72 Demon
1968-72 Valiant	1971-72 Scamp
1970-72 Duster	



MA1098 68-72 A-Body black



## 1968-72 Mopar A-Body Armrest Pad

Reproduction of the front and rear armrest pad for various 1968-72 Dodge and Plymouth A-Body models. Manufactured to factory specifications for a perfect fit and appearance. Sold individually. Molded in black.

<b>Front and Rear</b>	<b>Front only</b>
1968-69 Barracuda	1970-72 Dart
1968-69 Dart	1970-72 Demon
1968-69 Valiant	1970-72 Duster
	1970-72 Valiant



MD240 68-72 A-Body black



## 1964-76 A, B-Body Armrest Screws

OER® Authorized reproduction arm rest base screws for all 1964-76 A, B-Body models. 4 piece set. Prepackaged in OER® poly tube.



MA1536

MA1536	64-66	A, B-Body	4 piece
MA1537	67-76	A, B-Body	4 piece



## 1968-72 Mopar A-Body Front Armrest Bases

Reproduction front armrest bases for 1968-72 A-Body models. These arm rest bases are manufactured with the original shape and contours and feature the correct chrome finish. Sold as a pair.

1968-69 Barracuda	1971-72 Dart Sport
1968-72 Dart	1971-72 Demon
1968-72 Valiant	1971-72 Scamp
1970-72 Duster	

MA1533 68-72 A-Body chrome

## 1966-74 Mopar B & E-Body Rear Ashtray

Reproduction rear ashtray for various 1966-74 B & E-Body models. Manufactured from steel with a bright chrome finish, as original. Completely assembled with lid and tension spring.



1966-70 B & E-Body rear armrest
1970 E-Body rear side panel
1971-74 B & E-Body rear console

MB1474 66-74 B & E-Body rear

## 1964-66 Mopar A & B-Body Armrest Ashtray

Rear armrest ashtray for 1964-66 A-Body and 1964-65 B-Body. This reproduction is manufactured to factory specifications to provide the appearance, fit, and function of the original. Sold individually.



MD2589	64-66	A-Body
MD2589	64-65	B-Body

## 1971-74 B-Body Front Armrest Pad

OER® Authorized reproduction front armrest pad for 1971-74 B-Body models including Charger, Road Runner, Satellite and GTX. These armrest pads are manufactured in urethane in the correct original grain.

MD2465 71-74 B-Body

# Mopar Inner Door Handles



**AUTHORIZED**

## 1968-74 Mopar A, B, & E-Body Window Crank Handle

OER® reproduction window crank handle for 1968-74 Dodge and Plymouth A, B, & E-Body models. Each handle is manufactured for a perfect fit and function. Each handle is painted black with a chrome center on the knob for a custom look. Will fit on both the front or rear. Includes mounting screw. Prepackaged in OER® poly tube.

### A-Body

1968-69 Barracuda  
1968-74 Dart  
1968-74 Valiant  
1970-74 Duster  
1971-74 Demon/Dart Sport  
1971-74 Scamp

### B-Body

1968-70 Belvedere  
1968-71 GTX

1968-71 Super Bee

1968-74 Charger

1968-74 Coronet

1968-74 Road Runner

1968-74 Satellite

### E-Body

1970-74 Challenger

1970-74 Barracuda

1970-74 'Cuda

MD99101	68-74	A-Body	black
MD99101	68-74	B-Body	black
MD99101	70-74	E-Body	black



**AUTHORIZED**

**AUTHENTIC REPRODUCTION**

## 1968-74 Mopar A, B, & E-Body Window Crank

Reproduction of the window crank handle for 1968-74 A, B, & E-Body models. Handle is manufactured with precision for a perfect fit and appearance with a bright chrome finish and black knob as original. Includes mounting screw.

### A-Body

1968-69 Barracuda  
1968-74 Dart  
1968-74 Valiant  
1970-74 Duster  
1971-74 Demon/  
Dart Sport  
1971-74 Scamp

### B-Body

1968-70 Belvedere  
1968-71 GTX

1968-71 Super Bee

1968-74 Charger

1968-74 Coronet

1968-74 Road

Runner

1968-74 Satellite

### E-Body

1970-74 Challenger

1970-74 Barracuda

1970-74 'Cuda

2862167	68-74	A-Body	chrome
2862167	68-74	B-Body	chrome
2862167	70-74	E-Body	chrome



## 1967 A/B-Body Window Crank Handles

OER® reproduction window crank handles replace original handles perfectly. This correct reproduction features the original style chrome finish and authentic looking chrome knob. Includes spacer plates and screws. Prepackaged in OER® box.

### A-Body

1967 Barracuda  
1967 Dart  
1967 Valiant

### B-Body

1967 Belvedere  
1967 Charger  
1967 Coronet  
1967 GTX  
1967 Satellite

MD157 67 A-Body

MD157 67 B-Body



## 1962-66 A & B-Body Window Cranks

OER® reproduction window crank handles for 1962-66 Mopar A & B-Body models including Barracuda, Belvedere, Valiant, Coronet, Dart and Satellite. This outstanding reproduction features a chrome finish along with the correct diameter knob for an original and authentic appearance.

MB1244 62-66

**AUTHORIZED**

**AUTHENTIC REPRODUCTION**

## 1966-67 Charger Window Crank Handle Spacer

Reproduction window crank handle spacer for 1966-67 Dodge Charger models. Features correct chrome finish as original. Sold individually.

MB1473 66-67 Charger



MD27221

MD35231

## 1968-74 A, B, & E-Body Window Crank Screw or Shim

Reproduction window crank screw or shim for 1968-74 Dodge and Plymouth A, B, & E-Body models. The window crank screw features a chrome finish with correct thread and head design.

### A-Body

1968-69 Barracuda  
1968-74 Dart  
1968-74 Dart Sport  
1968-74 Demon  
1968-74 Scamp  
1968-74 Valiant

### B-Body

1968-74 Belvedere  
1968-74 Charger  
1968-74 Coronet  
1968-74 GTX  
1968-74 Road Runner  
1968-74 Satellite

1968-74 Super Bee

### E-Body

1970-74 Barracuda

MD27221 68-74 screw

MD35231 68-74 shims



## 1970-74 Barracuda Rear Window Crank Shim

OER® reproduction rear window crank handle shim (spacer) for 1970-74 Plymouth Barracuda models. Authentic reproduction featuring the original thickness and design.

MD99870 70-74 Barracuda



**AUTHORIZED**

**AUTHENTIC REPRODUCTION**

## 1963-66 Mopar A & B-Body Inner Door Handle

Reproduction of the inner door handles for 1963-66 A & B-Body models including Dart, Valiant, Belvedere and Coronet models. Handles are manufactured with the correct contours and chrome finish as original. Sold individually. Includes mounting screw.

2299273 63-66 A & B-Body chrome

# Mopar Interior Parts



## 1968-74 Mopar A & B-Body Inner Door Handles



Reproduction inner door handles for 1968-74 A & B-Body models. Manufactured for a perfect fit and chrome plated for an authentic appearance. Sold in pairs. Includes mounting hardware.

### A-Body

1968-69 Barracuda  
1970-74 two door Valiant, Dart  
1970-74 two door Demon/Dart Sport and Duster  
1968-74 four door Valiant and Dart

### B-Body

1968-69 two door Belvedere, GTX, Road Runner  
1970-74 two door Satellite, Charger, Coronet  
1970-74 two door Super Bee  
1968-74 four door Belvedere, Satellite, Coronet

MD2145 68-74 A & B-Body



OER AUTHORIZED



## 1971-74 Mopar B-Body Inner Door Handles

Reproduction inner door handles for 1971-74 B-Body models including 1971 GTX and Super Bee and 1971-74 Charger, Road Runner and Satellite models. Manufactured for a perfect fit and chrome plated for an authentic appearance. Sold in pairs.

MD9167 71-74 B-Body



OER AUTHORIZED



## 1970-74 Challenger Inner Door Handles

Reproduction of the inner door handles for all 1970-74 Challenger models. Manufactured for a perfect fit and chrome-plated for an authentic appearance. Sold in pairs.

MD1701 70-74 Challenger



## 1970-74 Barracuda Inner Door Handles



Reproduction of the inner door handles for all 1970-74 Barracuda and 'Cuda models. Manufactured for a perfect fit and chrome-plated for an authentic appearance. Sold in pairs.

MD8423 70-74 Barracuda



OER AUTHORIZED



## 1960-64 Mopar B-Body Dome Lamp Lens and Bezel

Reproduction of the dome lamp lens and bezel for all 1960-64 B-Body 2 and 4 door sedan models. Set includes: the lens, bezel and two mounting screws.

MJ476 60-64 B-Body



OER AUTHORIZED



## 1964-66 Mopar A & B-Body Dome Lamp Lens

Reproduction interior lamp lens for 1964-66 Mopar A & B-Body models. These lenses are located on side door posts or in the rear passenger compartment on the LH and RH sill panel. Fits vehicles originally equipped with courtesy lamp option. Sold as a pair.

1964 Valiant  
1964-66 Barracuda  
1964 440, Polara and Polara 500  
1964 Belvedere, Fury and Sport Fury  
1965-66 Belvedere, Coronet and Satellite

MA9902 64-66 A & B-Body



OER AUTHORIZED



## 1964-66 Barracuda Dome Lamp Bezel

Reproduction dome lamp bezel for 1964-66 Plymouth Barracuda models. Each bezel is manufactured to original specifications and mounts to the interior rear pillar. Sold individually. 2 required per vehicle.

MA9903 64-66 Barracuda



## 1964-74 Mopar A, B, & E-Body Dome Lamp Lens

OER AUTHORIZED

Reproduction of the dome lamp lens for most 1964-74 A, B, & E-Body Dodge and Plymouth models except 1966-67 Chargers. Features the correct shape and color as original.

MJ9295 64-74 A, B, & E-Body



OER AUTHORIZED




## 1966-67 Charger Dome Lamp Lens

Reproduction of the dome lamp lens for all 1966-67 Chargers. Features the correct shape and color as original.

MJ9296 66-67 Charger

# Mopar Interior Parts



## 1968-69 Mopar AUTHORIZED A-Body Rear View Mirror

Service replacement rear view mirrors for various 1968-69 A-Body models. Designed to mount and install as original.

1968-69 *Dart, Barracuda and Valiant*  
1969 *Swinger*

MD7124 68-69 A-Body



## 1968-70 Mopar AUTHORIZED A & B-Body Rear View Mirror

These reproduction rear view mirrors are designed to original specifications. Each mirror mounts in the factory location for an original appearance and fit.

**Note:** *Flipper may differ cosmetically from original.*

MF1751 70 A-Body  
MF1751 68-70 B-Body



## 1970-71 Mopar AUTHORIZED B & E-Body Rear View Mirror

Service replacement interior rear view mirrors for various B & E-Body models. These mirrors are designed to install and function as original but may differ slightly in appearance.

1970 *Belvedere*  
1970-71 *Charger, Coronet, Super Bee,*  
*GTX, Road Runner and Satellite*  
1970-71 *Barracuda, 'Cuda and Challenger*

MD7125 70-71 B & E-Body

## 1966-74 Mopar A, B, & E-Body Sun Visor Tips

These rubber tips fit on the end of the sun visor support rod and help to secure the sun visor in its retaining clip. For use on most all 1966-74 Dodge and Plymouth A, B, & E-Body models. Sold as a pair. Mopar Authentic Restoration Product. Prepackaged in OER® poly tube with Mopar Restoration Logo.

MD314 66-74 A, B, & E-Body

## 1966-70 Mopar A & B-Body AUTHORIZED Convertible Top Latch

Reproduction of the convertible top latches for all 1966-70 A & B-Body convertible models. Manufactured for a perfect fit and chrome-plated for an authentic appearance. Sold in pairs.

1966-70 *Coronet and Satellite*  
1966 *Belvedere*  
1967-69 *Barracuda and Dart*  
1967-68 *GTX*  
1969-70 *Road Runner*



MD2126 66-70 A & B-Body

**OER AUTHORIZED**  **AUTHENTIC RESTORATION**

## 1966 Mopar B-Body Ignition Switch Bezel

Reproduction of the ignition switch bezel for 1966 B-Body models including Charger and Coronet models. Manufactured to factory specifications with a bright chrome finish.



MB2193 66 B-Body

**OER AUTHORIZED**

## 1969 Mopar A & B-Body Ignition Switch Bezel

Reproduction ignition switch bezel for 1969 Dodge and Plymouth A & B-Body models. Manufactured to original specifications with correct chrome finish.



MB1471 69 A & B-Body

**OER AUTHORIZED**  **AUTHENTIC RESTORATION**

## 1963-64 Plymouth A & B-Body Wiper Switch Knob

Reproduction windshield wiper switch knob for 1963-64 Plymouth models including Barracuda, Belvedere, Fury, Savoy, and Valiant. This knob features a chrome finish and correct circling pattern as original.



MA1140 63-64 A & B-Body

**OER AUTHORIZED**  **AUTHENTIC RESTORATION**

## 1966-67 Dodge B-Body Wiper Switch Knob

Reproduction of the windshield wiper switch knob for 1966-67 Dodge Charger and Coronet models. Manufactured to factory specifications with the correct lettering and chrome finish.



MB1241 66-67 B-Body

**OER AUTHORIZED**  **AUTHENTIC RESTORATION**

## 1966-67 Mopar B-Body Wiper Switch Bezel

Reproduction of the windshield wiper switch bezel for 1966-67 Dodge Charger and Coronet models. Manufactured to factory specifications with a bright chrome finish.



MB1242 66-67 B-Body

**OER AUTHORIZED**  **AUTHENTIC RESTORATION**

## 1962-76 A & B-Body Headlamp Switch

Reproduction headlamp switch for various 1962-76 Mopar A & B-Body models. This 7 terminal switch features a 1-1/4" ceramic insulated rheostat, and may also work for other Mopar applications.



1962-76 Mopar A-Body (exc. 1967-69 Barracuda)  
1971-74 Mopar B-Body

MD9341 62-76 A & B-Body

**OER AUTHORIZED**  **AUTHENTIC RESTORATION**

## 1962-69 A & B-Body Headlamp Switch

Reproduction headlamp switch for various 1962-69 Mopar A & B-Body models. This 7 terminal switch features a 1-5/8" ceramic insulated rheostat, and may also work for other Mopar applications.



1962-67 Mopar B-Body  
1967-69 Barracuda

MD9337 62-67 B-Body

MD9337 67-69 Barracuda

**OER AUTHORIZED**  **AUTHENTIC RESTORATION**

## 1968-69 Charger Headlamp Switch

Reproduction headlamp switch for 1968-69 Charger models. Manufactured to factory specifications to fit and function as original.



2864134 68-69 Charger

## 1960-74 Mopar AC/Heater Control Switch

Reproduction 5 button switch that controls the compressor, blower and all vacuum operated devices in the AC/heating system. Replaces worn or broken switches on various 1968-74 Chrysler/Plymouth/Dodge models with factory air conditioning. Prepackaged in OER® chipboard box.



1965-72 Mopar A-Body  
1965-72 Mopar B-Body  
1970-74 Mopar E-Body

1960-65 Chrysler full size  
1960-65 Chrysler Imperial  
1963-64 Dodge full size

3895790 60-74

**OER AUTHORIZED**  **AUTHENTIC RESTORATION**

## 1960-76 A, B, & E-Body Headlamp Dimmer Switch

Reproduction floor mounted head lamp dimmer switch for most 1960-76 Dodge and Plymouth A, B, & E-Body models.



1881938 60-76 A, B, & E-Body

**OER AUTHORIZED**  **AUTHENTIC RESTORATION**

## 1963-65 Plymouth A & B-Body Headlamp Switch Retainer

Reproduction of the retainer used to secure the headlamp switch to the dash on 1963-65 Plymouth A-Body models.



1887984 63-65 A & B-Body

**OER AUTHORIZED**  **AUTHENTIC RESTORATION**

## 1966-67 Dodge B-Body Headlamp Switch Bezel

Reproduction of the headlamp switch bezel for 1966-67 Dodge Charger and Coronet models. Manufactured to factory specifications with a bright chrome finish.



MB1243 66-67 B-Body

**OER AUTHORIZED**  **AUTHENTIC RESTORATION**

## 1963-64 Plymouth A & B-Body Headlamp Switch Knob

Reproduction headlamp switch knob for 1963-64 Plymouth models including Barracuda, Belvedere, Fury, Savoy, and Valiant. Manufactured to factory specifications for a perfect fit and appearance.



MA1530 63-64 A-Body

**OER AUTHORIZED**  **AUTHENTIC RESTORATION**

## 1966-67 Dodge B-Body Headlamp Switch Knob

Reproduction of the headlamp switch knob for 1966-67 Dodge Charger and Coronet models. Manufactured to factory specifications with the correct lettering and chrome finish as original.



MB1240 66-67 B-Body

# Mopar Reproduction Gauges



2984960



3837352

## 1968-72 Plymouth A-Body Standard Speedometer

OER® reproduction of the speedometer for 1968-76 A-Body models. Manufactured to exact specifications including correct lettering, fonts, and colored needle. Includes the turn signal and high beam lenses. Prepackaged in OER® corrugated box.

**Note:** This 120 MPH speedometer is correct for 1972-74 but will fit and function in 1975-76 models. 1975-76 models used a 100 MPH speedometer.

1968-72 Valiant	1971-72 Demon exc. 340
1970-72 Duster exc. 340	1971-72 Scamp
1971-72 Dart	1971-72 Swinger Special

2984960	68-72	A-Body	120 MPH
3837352	72-76	A-Body	120 MPH



2984403



2984404



2984405



3592194



3592195



3592196

## 1970-76 Mopar A-Body Standard Gauges

OER® Reproduction of the standard dash gauges found on all 1970-76 Plymouth A-Body models. Manufactured as original to exact specifications including correct lettering and fonts. Prepackaged in OER® box with Mopar Restoration Logo.

1970-76 Valiant	1971 Dart Fastback
1970-76 Duster	1971 Swinger Special
1971 Demon Fastback	1972 Demon
1971 Scamp	1973-76 Dart Sport

### Fuel Gauge

2984403	70-71	A-Body
3592194	72-76	A-Body

### Temp Gauge

2984404	70-71	A-Body
3592195	72-76	A-Body

### Amp Gauge

2984405	70-71	A-Body
3592196	72-76	A-Body

## 1968-70 B-Body Rallye Speedometer

Reproduction speedometer with white markings for 1968-70 Charger and other B-Body models with Rallye gauges. Manufactured to exact factory specifications and designed to replace the original gauge. Prepackaged in OER® box.

1968-70 Charger	1970 GTX
1968-70 Coronet	1970 Road Runner
1968-70 Super Bee	1970 Sport Satellite

1277440	68-70	B-Body	speedometer
---------	-------	--------	-------------



## 1968-70 B-Body Rallye Clock

Reproduction clock with white markings for 1968-70 Charger and other B-Body models with Rallye Gauges. Manufactured to exact factory specifications and designed to replace the original gauge. Prepackaged in OER® box.

1968-70 Charger	1970 GTX
1968-70 Coronet	1970 Road Runner
1968-70 Super Bee	1970 Sport Satellite

1277445	68-70	B-Body	clock
---------	-------	--------	-------



## 1968-70 B-Body Rallye Tach/Clock

A high-quality reproduction tachometer/clock for 1968-70 B-Body models with Rallye gauges. Tachometer face with white markings is designed to duplicate the original in every detail. Correctly calibrated and ready to install. Prepackaged in OER® box.

1968-70 Charger	1970 GTX
1968-70 Coronet	1970 Road Runner
1968-70 Super Bee	1970 Sport Satellite

1277441	68-70	B-Body	tach/clock
---------	-------	--------	------------



1277443



1277449



1277453



1277442

## 1968-70 B-Body Rallye Gauge

Reproduction instrument cluster gauges for 1968-70 B-Body models with Rallye gauges. Manufactured to exact factory specifications with white markings. Each gauge will replace the original assembly exactly. Prepackaged in OER® box.

1968-70 Charger	1968-70 Super Bee	1970 Road Runner
1968-70 Coronet	1970 GTX	1970 Sport Satellite

1277443	68-70	B-Body	fuel gauge
1277449	68-70	B-Body	oil pressure gauge
1277453	68-70	B-Body	amp meter gauge
1277442	68-70	B-Body	temperature gauge





1277446

2985954



## 1970-74 Challenger, E-Body Rallye Speedometer

Reproduction of the original speedometer used on 1970-74 Challenger and other E-Body models. This reproduction gauge with white markings is manufactured to exact factory specifications and designed to replace the original gauge. Prepackaged in OER® box.

1277446	70-71	Challenger, E-Body
2985954	72-74	Challenger, E-Body



## 1970-74 Challenger, E-Body Rallye Tachometer

A high-quality reproduction of the original tachometer used on 1970-74 Challenger and other E-Body models. Tachometer face with white markings is designed to duplicate the original in every detail. Correctly calibrated and ready to install. Prepackaged in OER® box.

1277447	70-74	Challenger, E-Body
---------	-------	--------------------



1277452

2985947

## 1970-74 Challenger, E-Body Rallye Clock



Reproduction instrument cluster clocks for 1970-74 Challenger and other E-Body models. Manufactured to exact factory specifications with white markings as original. Prepackaged in OER® box.

1277452	70-71	Challenger, E-Body
2985947	72-74	Challenger, E-Body

## 1970 Challenger Standard Speedometer



OER® reproduction 120 MPH speedometer found on all 1970 Dodge Challenger models with standard gauges. Manufactured to exact specifications including correct color, lettering and fonts. Officially Licensed Mopar Authentic Restoration Product. Prepackaged in OER® chipboard box.

2984966	70	Challenger
---------	----	------------



## 1970-74 E-Body Standard Speedometer



OER® reproduction 120 MPH speedometer for 1970-74 Plymouth E-Body Barracuda, Cuda and 1971-74 Dodge Challenger models. Manufactured to exact specifications including correct color, lettering and fonts. Officially Licensed Mopar Authentic Restoration Product. Prepackaged in OER® chipboard box.

*Note: Not for use on 1970 Challenger models.*

2984964	70-74	E-Body
---------	-------	--------



# Mopar Reproduction Gauges



2984952

2984951

## 1970-74 E-Body Dash Clock

OER® reproduction dash clock found on 1970-74 E-Body models with standard gauges. Each clock is manufactured from stamped, die-cut steel with correct markings and colors. These clocks are upgraded from mechanical to quartz movement components and are assembled using the best precision components to ensure accuracy and reliability. Prepackaged in OER® chipboard box.

### Challenger

2984952	70
2984951	71-74

### Barracuda

2984951	70-74
---------	-------



2984174

2984140

## 1970-74 E-Body Clock

### Delete Plate AUTHENTIC RESTORATION

OER® reproduction clock delete plate for 1970-74 Dodge and Plymouth E-Body models. This injection molded plate features the correct markings and takes the place of the dash clock on vehicles that did not include a dash clock assembly. Prepackaged in OER® box with the Mopar Restoration logo.

### Challenger

2984174	70	E-Body
2984140	71-74	E-Body

### Barracuda/Cuda

2984140	70-74	E-Body
---------	-------	--------



1277451

1277450

1277448

1277444

## 1970-74 Challenger, E-Body

### Rallye Gauges

Reproduction instrument cluster gauges for 1970-74 Challenger and other E-Body models. Manufactured to exact factory specifications with white markings as original. Each gauge will replace the original assembly exactly. Prepackaged in OER® box.

1277451	70-74	fuel gauge
1277450	70-74	temperature gauge
1277448	70-74	oil pressure gauge
1277444	70-74	amp meter gauge



2984159

2984160

2984161

## 1970 Challenger Standard Gauge

OER® reproduction dash gauges for 1970 Challenger models with standard gauges. Manufactured to fit and function as original. Officially Licensed Mopar Authentic Restoration Product. Prepackaged in OER® chipboard box with the Mopar Restoration logo.

2984159	70	fuel gauge
2984160	70	temp gauge
2984161	70	amp gauge



2984119



2984120

2984121



## 1970-74 E-Body Standard Gauges

OER® reproduction dash gauges for 1970-74 Dodge and Plymouth E-Body models (exc. 1970 Challenger) with standard gauges. Manufactured to fit and function as original. Officially licensed Mopar Authentic Restoration Product. Prepackaged in OER® chipboard box with the Mopar Restoration logo.

*Note: Not for use on 1970 Challenger models.*

2984119	70-74	fuel gauge
2984120	70-74	temp gauge
2984121	70-74	amp gauge

## 1967 Mopar A & B-Body Speedometer Cable

Reproduction speedometer cable for 1967 Dodge and Plymouth A & B-Body models. Includes the original style rubber grommets for installation. Prepackaged in OER® poly tube.



2822713	67	A & B-Body
---------	----	------------

## 1968-76 Mopar A, B, & E-Body Speedometer Cable

Reproduction speedometer cable for 1968-76 Dodge and Plymouth A, B, & E-Body models. This cable measures 62" in length and includes original style rubber grommets for installation. Prepackaged in OER® poly tube.



3592360	68-76	A, B, & E-Body
---------	-------	----------------

# Mopar Interior Items



**OER AUTHORIZED** **AUTHENTIC RESTORATION**

## 1964 Mopar A-Body Instrument Cluster Bezel

Reproduction of the instrument cluster bezel for 1964 Plymouth Barracuda and Valiant models. Manufactured from injection molded plastic to factory specifications for a perfect fit and appearance.

MA1528 64 A-Body



MA2479



2496389

**OER AUTHORIZED** **AUTHENTIC RESTORATION**

## 1965 Mopar A-Body Instrument Cluster Bezel

Reproduction of the instrument cluster bezel for 1965 Barracuda, Valiant and Dart models. Manufactured with correct gauge holes, mounting points and finish as original.

MA2479	65	Barracuda, Valiant
2496389	65	Dart



## 1964 Mopar A-Body Dash Switch/Shifter Bezel

Reproduction dash switch/shifter bezel for 1964 Plymouth Barracuda and Valiant models. Mounts to the left of the instrument cluster bezel and features the holes for the wiper switch, headlamp switch, park brake lever and gear shift push-buttons. Manufactured from injection molded plastic to factory specifications for a perfect fit and appearance.

MA1529 64 A-Body

**OER AUTHORIZED**

**AUTHENTIC RESTORATION**

## 1970-74 E-Body Standard Dash Lens

OER® reproduction of the original instrument panel gauge lens for 1970-74 Barracuda and Challenger models equipped with standard gauges. This reproduction is manufactured with crystal clear high quality injection molded material. Each lens is produced to Mopar specs and features correct markings and Pentastar logo. Each lens also features the correct black paint accenting on lower half of the speedometer area. Officially Licensed Mopar Authentic Restoration Product. Prepackaged in OER® chipboard box with the Mopar Logo.

*Note: Not for use on models originally equipped with Rallye gauges.*

2984110	70-74	E-Body
---------	-------	--------

**AUTHENTIC RESTORATION**



# Mopar Interior Items



## 1970-76 A, B, & E-Body Turn Signal Switch

OER® reproduction of the original Mopar Chrysler, Dodge, and Plymouth turn signal switch for 1970-76 A, B, & E-Body models. Manufactured to exact specifications, each switch includes an injection molded correctly constructed body with correct wiring and terminal ends that will connect and operate the turn signal same as original.

**Note:** This is a 8 wire switch for models without cornering lamps. For a 11 wire switch for models with cornering lamps, see part number MD2085.

### A-Body

1970-76 Valiant  
1970-76 Duster  
1970-76 Dart  
1972-76 Scamp

### E-Body

1971-74 Barracuda  
1971-74 Challenger  
1971-74 Cuda

### B-Body

1970 Superbird  
1970 Belvedere  
1970-71 GTX  
1970-74 Charger  
1970-74 Coronet  
1970-74 Satellite  
1970-74 Road Runner

MD2094 70-76



## 1963-69 Turn Signal Switch Connector

OER® reproduction turn signal switch connector for 1963-69 Mopar models. Manufactured to factory specifications, this connector will replace the original broken and deteriorated connector. Includes the mounting anchor.

MM3254 63-69



MD2138

MD2139

## 1963-69 A & B-Body Turn Signal Switch

OER® reproduction of the turn signal switch for 1963-69 Dodge and Plymouth A & B-Body models. Manufactured as original using injection molded materials and contact components are made from intricate progressively stamped steel contact parts. This turn signal switch even features the connector switch housing which should be installed after the turn signal switch is placed in the vehicles steering column. Prepackaged in OER® box.

MD2138 63-66 A/B-Body

MD2139 67-69 A/B-Body



## 1968-70 B-Body Dash Dimmer

Reproduction dash dimmer switch for 1968-70 Dodge and Plymouth B-Body models. This dimmer assembly features a chrome-plated thumb wheel, a die-cast body, and a ceramic rheostat as original.

MB16951 68-70

## 1968-73 Mopar Coat Hooks

OER® reproduction of the 2 piece style coat hangar hooks utilized in many different Mopar models from 1968-73 including 1968-73 A, B, C and E-Body vehicles with the 2 piece style hook and a slip-on vinyl outer cover. Coat hangar hooks are located in the rear inner section of the interior for hanging coats, clothes, dry cleaning etc. Sold as a set that includes the coat hooks, retainers and screws. Injection molded in black. Paint to match interior color. Prepackaged in OER® poly tube.

**Note:** For vehicles built before 2/11/1973 using OE support #2876976.

1968-73 A-Body  
1968-73 B-Body

1968-73 C-Body  
1970-73 E-Body

MB4121 68-73

## 1973-79 Mopar Coat Hooks

OER® reproduction coat hangar hooks utilized in many different Mopar models from 1973-79 including 1973-76 A, B, & E-Body vehicles. Coat hangar hooks are located in the rear inner section of the interior for hanging coats, clothes, dry cleaning etc. Sold as a pair. Includes screws. Available in black. Paint to match interior color. Prepackaged in OER® poly tube.

**Note:** For vehicles built after 2/11/1973.

1973-76 A-Body  
1973-76 B-Body

1973-74 E-Body

MB4132 68-73



MP41262

**OER AUTHORIZED**

## 1963-74 Door Jamb Seal and Door Jamb End Cap Screws

Reproduction door jamb and door end seal screws for 1963-74 A, B, & E-Body cars. These Phillips head screws are black anodized and designed to accurately replace the screws in the door jamb seals and the door seal end caps.

MP41260 63-66 A-Body, 6 pcs

MP41261 66-70 B-Body, 14 pcs

MP41262 70-74 E-Body, 16 pcs




**OER AUTHORIZED**

## 1968-67 Turn Signal Lever

OER® Authorized reproduction turn signal lever for 1966 Dodge and Plymouth B-Body vehicles. Features a nice chrome-plated finish.

MD3601 66-67 B-Body



## 1967-76 A-Body Oil/Brake Light Housing

OER® reproduction of the original Brake/Oil housing used on 1967-76 Mopar A-Body Vehicles. This part fits and functions just like the original and includes the red lens and the cluster housing to Brake/Oil light housing gasket. Prepackaged in OER® box.

MA679	67-71	A-Body
MA678	72-76	A-Body



## 1970-74 E-Body Standard Turn Signal Lenses

OER® reproduction of the green turn signal lens covers that install on the inside of 1970-74 Dodge and Plymouth E-body models with standard gauge cluster housing. Sold as a pair. Prepackaged in OER® poly tube.

ME704	70-74	E-Body
-------	-------	--------



## 1970-74 E-Body Rallye Dash Indicator Lenses

OER® reproduction dash gauge indicator lenses for 1970-74 E-Body models with the Rallye Gauge package. 3 piece set of die-cut acrylic lenses includes the "LEFT" - "BRAKE" - "RIGHT" lenses in the correct color and font. Prepackaged in OER® poly tube with Mopar Restoration Logo.

ME1489	70-74	E-Body
--------	-------	--------

**OER AUTHORIZED**

## 1968 Dodge B-Body Lower Dash Trim

Reproduction lower dash panel trim pieces for 1968 Dodge B-Body models. Manufactured in plastic with a chrome edge and features correct ribbed black texture as original. Includes mounting hardware. Sold in pairs.

1968	Charger
1968	Coronet
1968	Super Bee

MB1688	68	Dodge B-Body
--------	----	--------------



**OER AUTHORIZED**

## 1969-70 Dodge B-Body Lower Dash Trim

Reproduction lower dash panel trim pieces for 1969-70 Dodge B-Body models. Manufactured in plastic with a chrome edge and the correct pebble grain black texture as original. Sold in pairs.

1969-70	Charger	1969-70	Coronet	1969-70	Super Bee
---------	---------	---------	---------	---------	-----------

MB1689	69-70	B-Body
--------	-------	--------



## 1967-76 Mopar A-Body Steering Column Cover

Reproduction lower steering column cover for 1967-76 A-Body models. Manufactured from injection molded plastic, this cover panel attaches to the dash under the steering column. Features Pentastar logo and Mopar part number as original. Prepackaged in OER® box.

2822789	67-69	A-Body
2984581	70-76	A-Body

**OER AUTHORIZED**

## 1970-74 Challenger Steering Column Bracket

Reproduction of the bracket used to secure the steering column to the dash on 1970-74 Dodge Challenger models. Manufactured from steel and EDP coated for rust prevention. This part features a black electrophoretically deposited coating (EDP, or E-coat) for superior long-term corrosion protection and is ready to be prepped, primed and painted without stripping.

ME8151	70-74
--------	-------



# Mopar Interior Items



## 1970-71 Mopar E-Body Rim-Blow Steering Wheel

OER® Reproduction of the Rim-Blow steering wheel for 1970-71 E-Body models including 1970 Challenger and 1970-71 Barracuda/Cuda models. Manufactured to factory specifications with the correct wood grain pattern as original, this steering wheel features the correct inner horn activating ring around the whole wheel that made the Rim-Blow steering wheel unique. For models originally equipped with S83 Rim-Blow steering wheel option.

4020FX 70-71 E-Body

## 1970-76 Mopar Rim-Blow and Tuff Wheel Mounting Nut



Reproduction steering wheel mounting nuts for 1970-76 Dodge and Plymouth models equipped with "Rim-Blow" and "Tuff" steering wheels. These nuts secure these optional steering wheels to the hub. Manufactured in the correct "Lug Nut" configuration. Sold individually. 3 required. Prepackaged in OER® poly tube.

6029392 70-76 mounting nut

## 1970-71 Mopar E-Body Rim-Blow Steering Wheel Hub



OER® reproduction of the Rim-Blow steering wheel hub used to mount the Rim-Blow steering wheel on 1970-71 E-Body models including 1970 Challenger and 1970-71 Barracuda/Cuda models. Manufactured to factory specifications with the correct shape and contours as original. For models originally equipped with S83 Rim-Blow steering wheel option.

2950812 70-71 E-Body

## 1970 Challenger Steering Wheel Center Pad and Emblem

Reproduction steering wheel center pad and emblem for 1970 Challenger and Challenger T/A models that came equipped with the optional S83 Rim-Blow steering wheel. Manufactured to factory specifications,

this center pad is original equipment for Challenger models and is a popular add on for various other Dodge models. Molded in black with authentic aluminum Dodge circular emblem insert. Center pad is prepackaged in OER® chipboard box. Emblem is prepackaged in OER® poly tube.



ME8139 70 Challenger center pad with emblem  
NW754 70 Challenger emblem only

## 1970-71 Plymouth E-Body Rim-Blow Steering Wheel Center Cap



OER® reproduction of the Rim-Blow steering wheel horn cap for 1970-71 Barracuda/Cuda models with the S83 Rim-Blow steering wheel option. Manufactured to factory specifications with the correct chrome ring, rubber pad and bolt heads as original. For models originally equipped with S83 Rim-Blow steering wheel option.

ME8136 70-71 Plymouth E-Body



## 1968-69 Dodge, Plymouth, Barracuda Horn Cap Emblem

OER® reproduction of the original horn cap emblems for 1968-69 Dodge models with standard or wood grain style wheels, 1968-69 Plymouth models, and 1969 Barracuda models. Manufactured from high-quality injection molded plastic featuring the correct design and factory style detail paint. Prepackaged in OER® box.

### Dodge

1968-69 Dart  
1968-69 Charger  
1968-69 Super Bee  
1968-69 Coronet  
1968-69 Polara  
1968-69 Monaco

### Plymouth

1968-69 Valiant  
1968-69 Belvedere  
1968-69 Fury

### Barracuda

1969 All

2925137 68-69 Dodge  
2880970 68-69 Plymouth  
2950846 69 Barracuda



MD2169

MB327

## 1962-70 A & B-Body

### Accelerator Pedal



OER® reproduction accelerator pedal pad for 1962-70 A & B-Body models. This quality reproduction is produced with an embedded steel core and pre-installed mounting studs as original. Officially Licensed Mopar Authentic Restoration Product. Prepackaged in OER® poly tube.

Dodge	Plymouth
1962-64 Dart	1962-64 Fury
1962-64 Polara	1962-64 Saravoy
1963-64 330	1962-65 Belvedere
1963-64 440	1966-70 Charger
1965 Coronet	1966-70 Road Runner
1966-70 Charger	1966-70 Satellite

MD2169	62-65	A & B-Body
MB327	66-70	B-Body



## 1971-74 Mopar A, B, & E-Body

### Accelerator Pedal



Reproduction accelerator pedal for Dodge and Plymouth A, B, & E-Body models. These injection molded ABS pedals include plastic pedal, stainless steel bezel, and installation hardware for a complete replacement. All components are also available separately. Officially Licensed Mopar Authentic Restoration Product. Prepackaged in OER® poly tube.

#### 1971-74 A, B, C, & E-Body

MD2144	71-72	pedal/bezel/hardware
3577527	71-72	pedal
MD1620	71-72	bezel
MD2608	71-72	hardware

#### 1973-74 B, C, & E-Body

ME1614	73-74	pad/bezel/hardware
3671724	73-74	pedal
MD1620	73-74	bezel
MD2609	73-74	hardware



## 1962-65 Mopar A & B-Body Brake and Clutch Pedal Pads

OER® reproduction of the original brake or clutch pedal pad for 1962-65 Dodge and Plymouth models with a manual transmission. Sold individually. Prepackaged in OER® poly tube with Mopar Restoration Logo.

MD2190	62-65	A & B-Body
--------	-------	------------



## 1962-66 Mopar A & B-Body Automatic Brake Pedal Pad

OER® reproduction of the original brake pedal pad for 1962-66 Dodge and Plymouth models with an automatic transmission. Measures: 6" x 2". Prepackaged in OER® poly tube.

MD2188	63-66	A-Body
MD2188	62-65	B-Body



## 1966-70 Mopar A, B, & E-Body Automatic Brake Pedal Pad

OER® Reproduction of the original brake pedal pad for 1966-70 Dodge and Plymouth models including Barracuda, Belvedere, Challenger, Charger, Coronet, Cuda, Dart, GTX, Road Runner, Satellite and Superbird models with an automatic transmission. Measures: 6-1/2" x 2-3/8". Prepackaged in OER® poly tube with Mopar Restoration Logo.

MD2189	66-70	A, B, & E-Body
--------	-------	----------------

## 1966-70 A & B-Body Brake and Clutch Pedal Pads

Reproduction brake and clutch pedal pads for 1966-70 Dodge and Plymouth models including Barracuda, Belvedere, Charger, Coronet, Cuda, Dart, GTX, Road Runner, Satellite, Superbird and Valiant models with an automatic transmission. Sold as a pair. Measures: 3-3/4" x 2-1/4". Prepackaged in OER® poly tube with Mopar Restoration logo.



MD2191	66-70	A & B-Body
--------	-------	------------

## 1970-72 B & E-Body Brake and Clutch Pedal Pad

Reproduction of the original brake or clutch pedal pads for 1970-72 Dodge and Plymouth B & E-Body models including Barracuda, Challenger, Charger, Coronet, and Road Runner models with a manual transmission. Prepackaged in OER® poly tube with Mopar Restoration Logo.



MD2192	70-72	B & E-Body
--------	-------	------------

## 1962-65 A & B-Body Park Brake Pedal Pad

OER® reproduction of the original parking brake pedal pad for 1962-65 Dodge and Plymouth models. Manufactured as original using premium grade rubber, this pad features the correct pattern and the wording "PARK". Prepackaged in OER® poly tube with Mopar Restoration Logo.



MD2193	62-65	A & B-Body
--------	-------	------------

## 1966-70 A & B-Body Park Brake Pedal Pad

OER® reproduction park brake pad for 1966-70 Dodge and Plymouth models including Barracuda, Belvedere, Charger, Coronet, Dart, GTX, Road Runner, Satellite and Superbird models with an automatic transmission. Measures: 1-5/8" x 2-3/8". Prepackaged in OER® poly tube with Mopar Restoration Logo.



MD2194	66-70	A & B-Body
--------	-------	------------

# Mopar Console Parts



MB537



MB540



MB541



MB542

## 1966-70 B-Body Console Top Plate/Console Door



Reproduction of the console top plate for 1966-70 B-Body models listed. Manufactured to factory specifications for a perfect fit. Choose between a woodgrain finish and black accents or a chrome-plating and silver accents as original.

1966-70 Belvedere	1967-70 GTX
1966-70 Charger	1968-70 Road Runner
1966-70 Coronet	1968-70 Super Bee
1966-70 Coronet 500	1969 Charger Daytona
1966-70 Coronet R/T	1970 Superbird
1966-70 Satellite	

### Top Plate

#### Chrome-Plating

MB537	66-68	B-Body	4-speed
MB538	66-68	B-Body	automatic

#### Woodgrain Finish

MB539	69-70	B-Body	4-speed
MB540	69-70	B-Body	automatic

### Console Door

#### Chrome-Plating

MB541	66-68	B-Body
-------	-------	--------

#### Woodgrain

MB542	69-70	B-Body
-------	-------	--------



## 1966-70 B-Body Console Rear Trim

Reproduction console rear trim piece for 1966-70 B-Body models. Manufactured as original to factory specifications with chrome-plating and black accents, this trim piece attaches to the rear of the console.



MB545	66-70	B-Body
-------	-------	--------

## 1970-74 B & E-Body Shifter Trim Plate

### OER® reproduction shifter outer trim plate for vehicles equipped with a center console. Designed and manufactured for an authentic appearance, this reproduction will fit and install as original and features a beautiful chrome finish. Prepackaged in OER® box.

OER® reproduction shifter outer trim plate for vehicles equipped with a center console. Designed and manufactured for an authentic appearance, this reproduction will fit and install as original and features a beautiful chrome finish. Prepackaged in OER® box.



#### B-Body

1971	GTX
1971	Super Bee
1971-74	Charger
1971-74	Satellite
1971-74	Road Runner

#### E-Body

1970-74	Barracuda
1970-74	Challenger
1970-74	Cuda

MD4022	70-74	E-Body
--------	-------	--------

MD4022	71-74	B-Body
--------	-------	--------



## 1966-88 B-Body Console Rear Trim

Reproduction console box top rear trim for 1966-88 B-Body models. Manufactured to factory specifications for a perfect fit with chrome-plating and silver accents as original, this trim piece attaches near the console door.

1966-68	Belvedere	1966-68	Satellite
1966-68	Charger	1967-68	GTX
1966-68	Coronet	1968	Road Runner
1966-68	Coronet 500	1968	Super Bee
1966-68	Coronet R/T		

MB543	66-68	B-Body
-------	-------	--------



## 1969-70 B-Body Console Rear Trim

Reproduction console box top rear trim for 1969-70 B-Body models. Manufactured to factory specifications with a woodgrain finish and black accents as original.

1969-70	Belvedere	1969-70	Road Runner
1969-70	Charger	1969-70	Satellite
1969-70	Coronet	1969-70	Super Bee
1969-70	Coronet 500	1969-70	Charger Daytona
1969-70	Coronet R/T	1970	Superbird
1969-70	GTX		

MB544	69-70	B-Body
-------	-------	--------



MB896



MB897



## 1964-70 Mopar B-Body Console Lamp and Lens Set

Reproduction console lamps for 1964-70 B-Body hardtop or convertible models with a center console. Set is manufactured with a bright chrome finish on the bezels with the correct color plastic lenses.

**Note:** Bulbs, wiring and mounting hardware is not included.

1964	Polara 500 and Sport Fury
1965-70	Coronet 500, Coronet R/T and Satellite
1966-70	Charger
1967-70	GTX
1968-70	Road Runner and Super Bee

### Lenses and Bezels

MB896	64-70	B-Body
-------	-------	--------

### Lenses Only

MB897	64-70	B-Body
-------	-------	--------



MB15104



MB1470

## 1966-70 B-Body Console Side Trim

OER® reproduction console side trim and clips for 1966-70 B-Body automatic or 4 speed models. Manufactured from stainless steel and chrome plated for a smooth finish. Fits 1966-70 Charger, Coronet, Super Bee, GTX, Satellite, Road Runner and Belvedere. Sold as a pair. Made in the USA. Prepackaged in OER® poly tube. Trim mounting clips not included, sold separately (use as required).

MB15104	66-70	automatic
---------	-------	-----------

MB15105	66-70	4-speed
---------	-------	---------

MB1470	66-70	trim clip
--------	-------	-----------



## 1966-76 A & B-Body Shifter Slider

OER® reproduction console shifter slider for 1966-76 Dodge and Plymouth A-Body and 1966-70 B-Body with a automatic transmission. Manufactured as original for a perfect fit and function. Prepackaged in OER® poly tube.

MD4005	66-76	A-Body
--------	-------	--------

MD4005	66-70	B-Body
--------	-------	--------



# 1962-76 Package Tray Insulation



Reduce road noise, exhaust noise, heat and fumes in the passenger compartment by replacing or adding jute padding insulation beneath the package tray. Die-cut from quality jute padding to fit the specific vehicles listed, these insulation pads are an inexpensive way to provide a more comfortable atmosphere while driving. Prepackaged in OER® poly tube. Made in USA.



MA1208



**3 Piece Set Includes:**

- 1 LH trim section
- 1 RH trim section
- 1 center piece

MB1503



**4 Piece Set Includes:**

- 3 piece upper set
- 1 lower trim section

MB1510



**5 Piece Set Includes:**

- 3 piece upper set
- 2 lower corners

MB2802



**6 Piece Set Includes:**

- 3 piece upper set
- 2 lower corners
- 1 lower trim section

MB1506

## A-Body Insulation

### Barracuda Coupe

MA1200 67-69 (notchback)

### Dart Hardtop

MA1201 63 2 door hardtop

MA1202 64 2 door hardtop

MA1203 65-66 2 door hardtop

MA1204 67-74 2 door hardtop

### Dart Sedan

MA1205 63 4 door sedan

MA1206 64 4 door sedan

MA1207 74-76 4 door sedan

### Dart Sport

MA1208 73-76 w/fi xed rear seat

### Demon

MA1208 71-72 w/fi xed rear seat

### Duster

MA1208 70-76 w/fi xed rear seat

MA1209 62 2 door hardtop

MA1210 63-65 2 door hardtop

MA1211 66 2 door hardtop

### Valiant Sedan

MA1212 63-65 2 door sedan

MA1211 66 2 door sedan

MA1213 67-69 2/4 door sedan

## B-Body Insulation

### 330, 440 Sedan

MB1300 63 2 door sedan

### 440 Hardtop

MB1301 64 2 door hardtop

### Belvedere Hardtop

MB1302 63 2 door hardtop

MB1301 64 2 door hardtop

MB1303 65 2 door hardtop

MB1304 66-67 2 door hardtop

### Belvedere Sedan

MB1305 65 4 door sedan

MB1306 66-67 4 door sedan

MB1307 68 4 door sedan

### Charger

MB1308 68-70

MB1309 71-74

### Coronet Hardtop

MB1303 65 2 door hardtop

MB1304 66-67 2 door hardtop

MB1310 68-70 2 door hardtop

### Coronet Sedan

MB1305 64-65 2 door sedan

MB1305 64-65 4 door sedan

MB1309 71-74 4 door sedan

### Daytona

MB1312 69

### Fury, Sport Fury Hardtop

MB1313 62 2 door hardtop

MB1302 63 2 door hardtop

MB1301 64 2 door hardtop

MB1305 64 4 door hardtop

### Fury Sedan

MB1305 64 2 door sedan

MB1305 64 4 door sedan

### GTX

MB1304 67

MB1310 68-70

MB1309 71-74

### Polara, Polara 500 Hardtop

MB1315 63 2 door hardtop

MB1301 64 2 door hardtop

MB1305 64 4 door hardtop

### Polara Sedan

MB1300 63 2 door sedan

MB1305 64 4 door sedan

### Road Runner

MB1310 68-70

MB1309 71-74

### Satellite Hardtop

MB1303 65 2 door hardtop

MB1304 66-67 2 door hardtop

MB1310 68-70 2 door hardtop

### Satellite Sedan

MB1307 68 4 door sedan

### Savoy Sedan

MB1317 64 2 door sedan

### Superbird

MB1318 70

## E-Body Insulation

### Barracuda

ME1010 70-74

### Challenger

ME1011 70-74

## 1964-70 B-Body Inner Rear Window Trim AUTHORIZED

Reproduction inner rear window trim for 1964-70 Dodge and Plymouth B-Body models. Manufactured with molded plastic as original. Available in black only, but can be painted to match the interior with OER® interior paint (sold separately).

### 1964-65 2 and 4 Door B-Body

MB1503 64-65 3 piece set

### 1968-70 Charger

MB1504 68-70 6 piece set

MB2806 68-70 4 piece set

MB2807 68-70 lower corners

MB2808 68-70 lower trim

### 1968-69 Charger 500 and Daytona

MB1505 69 6 piece set

MB2805 69 upper 3 piece set

MB2807 68-69 lower corners

MB2808 68-69 lower trim

### 1968-70 Coronet

MB1506 68-70 6 piece set

### 1968-70 Coronet RT and 440

MB2802 68-70 5 piece set

MB1507 68-70 uppers 3 piece set

MB1508 68-70 lower corners

MB1509 68-70 lower trim

### 1968-70 Plymouth B-Body

MB1510 68-70 4 piece set

MB2803 68-70 upper 3 piece set

MB2804 68-70 lower trim

# Dodge/Plymouth Reproduction Emblems



## 1967-68 Coronet R/T Grill Emblem



Reproduction of the "R/T" grill emblem for 1967-68 Coronet "R/T" models. Features the correct red fill, bright accents, black edging and correct mounting studs as original. Includes mounting hardware. Made in USA!

2785451	67	Coronet
2786711	68	Coronet R/T



## 1971-72 Charger Front Bumper Emblem

Reproduction of the front bumper emblem for 1971-72 Charger models. Mounts to the center of the bumper and features the correct colors as original. Includes mounting hardware. Made in USA!

3464348	71-72	Charger
---------	-------	---------



## 1968 Dodge Coronet Grill Letters



OER® reproduction of the "D-O-D-G-E" letters that mount to the grill of a 1968 Dodge Coronet. Each letter is manufactured in zinc die-cast material, chrome-plated, and carefully painted white with black accents to match the original letter emblem exactly. Comes complete with the mounting nuts for easy installation. Manufactured with correct OEM markings on the rear of each letter. Officially Licensed Mopar Restoration Product. Prepackaged in OER® chipboard box.

RM4230	68	Coronet
--------	----	---------



2641849

2658930

## 1968-69 Charger Headlamp Emblem



OER® die-cast reproduction arrow emblem for 1968-69 Charger models. Features correct black, white, red fill, single locating pin and original markings on rear of emblem for an authentic appearance. Mounting hardware is included. Comes prepackaged in OER® chipboard box. Mopar Authentic Restoration Product.

2841849	68	Charger	3 pin push-on
2898930	69	Charger	screw-on lugs

## 1968 Valiant Grill Emblem



OER® reproduction grill emblem for 1968 Plymouth Valiant. Reproduced to factory specifications featuring highly polished chrome-plating. Each emblem features authentic markings and original casting numbers on the rear of the emblem just like the original. Mounting hardware included. Prepackaged in OER® box with the Authentic Mopar Restoration Product logo. Officially Licensed Mopar Authentic Restoration Product.

2786044	68	Valiant
---------	----	---------



## 1970 Charger 500 Headlamp Door Emblem



OER® reproduction die-cast "500" emblem which mounts on the headlamp door on 1970 Charger 500 models. Features one centering pin on rear, and attaches with 2 Phillips head screws included with each emblem. Features correct flat black accent paint on front, and correct Mopar part number and casting number markings on the rear as original. Each emblem is prepackaged in OER® chipboard box with Mopar Authentic Restoration Parts logo.

3443093	70	Charger 500
---------	----	-------------



## 1969 Coronet Dodge Grill Emblem



OER® reproduction of the "DODGE" grill emblem for 1969 Coronet models equipped with "DODGE" logo grill emblem. Manufactured in the correct font style with a chrome finish on a black background. Features all original Chrysler markings, part numbers and insignias for total originality. Each emblem includes mounting hardware for convenience. Prepackaged in OER® chipboard box with Mopar Authentic Restoration Product logo.

2898335	69	Coronet
---------	----	---------

# Dodge/Plymouth Reproduction Emblems



## 1969 Coronet 500 Grill Ornament

OER® reproduction of the 1969 Coronet 500 grill ornament emblem. This die-cast metal ornament mounts in the center of the Coronet grill to designate the Coronet as the premium trim level Coronet for 1969. Painstakingly crafted chrome-plated, highly polished, then painted with the correct argent silver, black accents, and red numerals as original. Features all of the correct casting numbers, and Pentastar markings molded into the rear of the emblem. Mounting hardware is included. Prepackaged in OER® chipboard box with Mopar Authentic Restoration Product logo. Officially Licensed Mopar Authentic Restoration Product.

2898334 69 grill ornament



## 1969 Charger 500 Grill Emblem

OER® reproduction of the original "Charger" grill emblem designed for use on the following applications. This exact reproduction includes mounting hardware for installation. Prepackaged in OER® box with Mopar Restoration Logo.

*Note: This is also a rear panel emblem for 1968 Charger.*

2840066 69 Charger 500



## 1969 Charger Grill/Headlamp Door Emblem

Reproduction of the "Charger" emblem located on the headlamp door of the 1969 Charger front grill assembly. Features the correct finish and mounting studs as original. Includes mounting hardware. Made in USA!

2898929 69 Charger



## 1969 Super Bee Grill Emblem

Authentic die-cast reproduction of the original Super Bee Grill emblem that was installed on 1969 Dodge Super Bee models. Emblem features 3 fins on the locating studs that align it with the vertical rows on the 1969 Coronet grill. The flat design of this emblem also makes it a good choice for custom applications. Manufactured in the USA!

2949303 69 Super Bee



## 1969 Sport Satellite Grill Emblem

OER® reproduction zinc die-cast grill emblem for 1969 Plymouth Sport Satellite models. Painstakingly reproduced to factory specifications featuring highly polished chrome-plating and correct flat black accent paint. Each emblem features authentic markings and original casting numbers on the rear of the emblem just like original. Mounting hardware included. Officially Licensed Mopar Authentic Restoration Product. Prepackaged in OER® chipboard box.

2898302 69 Sport Satellite



## 1970 Barracuda Plymouth Grill Emblem

Reproduction of the "Plymouth" grill emblem for 1970 Barracuda models. Manufactured in the correct font style with a chrome finish on a black background as original. Includes mounting hardware. Made in USA!

2998282 70 Barracuda



## 1970 Charger Grill Emblem

Reproduction of the "Charger" grill emblem for 1970 Charger models. Manufactured in the correct font style with a chrome finish as original. Includes mounting hardware. Made in USA!

2998278 70 Charger

# Dodge/Plymouth Reproduction Emblems

## DODGE

## Challenger

### 1971 A, B & E-Body Dodge Emblem

OER® reproduction of the 3 pin "Dodge" grill emblem for 1971 Challenger, and 1971 Charger models without concealed headlamps. Also fits various 1971 Dart, Demon models on hood and trunk as listed below. Manufactured in the correct font style with a chrome finish on a black background. OER® goes a step further by ensuring that the back of the emblem features all original Chrysler markings, part numbers and insignias (when required) for total originality. Each emblem includes mounting hardware for convenience. Prepackaged in OER® chipboard box with Mopar Authentic Restoration Product logo.

- 1971 Challenger – grill emblem
- 1971 Charger – grill emblem (without concealed H/L)
- 1971 Dart Swinger – hood emblem
- 1971 Dart base model 4 door sedan – hood emblem
- 1971 Demon Sizzler – hood emblem
- 1971 Demon Sizzler – trunk emblem
- 1971 Demon 340 – trunk emblem

3443554 71 "Dodge"



### 1971-72 Sport Satellite Grill Emblem

OER® reproduction grill emblem flag for 1971-72 Plymouth Sport Satellite models. Painstakingly reproduced to factory specifications featuring highly polished chrome plating featuring the correct red, white and blue paint scheme. Each emblem features authentic Pentastar markings on the rear of the emblem just like the factory item. Mounting hardware included. Prepackaged in OER® chipboard box. Officially Licensed Mopar Authentic Restoration Product.

3443362 71-72 grill emblem

## DODGE

### 1972 Charger Dodge Grill Emblem

OER® reproduction of the "Dodge" grill emblem for 1972 Charger models without concealed headlamps. Manufactured in the correct font style with a chrome finish on a black background. Features all original Chrysler markings, part numbers and insignias for total originality. Each emblem includes mounting hardware for convenience. Prepackaged in OER® chipboard box with Mopar Authentic Restoration Product logo.

3573458 72 Charger

### 1972-74 Challenger Script Grill Emblem

Authentic die-cast reproduction of the original Challenger grill emblem for 1972-74 models. Emblem features correct locating studs as original. Manufactured in the USA!

3573505 72-74 Challenger

### 1967 GTX Hood Ornament

Reproduction of the hood ornament for 1967 GTX models. This complete ornament features the correct red paint, chrome accents and includes the base, gasket and retainer. Mounting hardware is included. Made in USA!

2785534 67 GTX



## HEMI

### 1969 HEMI Hood Emblem

Authentic reproduction HEMI hood emblem that was installed on each side of the hood on 1969 GTX, Road Runner models equipped with the Air Grabber hood and 1969 Coronet R/T and Super Bee models equipped with Ram Charger hoods. Emblem features correct locating studs. Manufactured in the USA!

2898876 69 HEMI

## 440

## HEMI

### 1969-70 B-Body Hood Emblem

Reproduction of the 1969-70 B-Body "440" and "HEMI" engine callouts for 1969 Road Runner and GTX and 1969-70 Coronet R/T and Super Bee models with air induction option. Each emblem features the correct finish and mounting studs as original. Includes mounting hardware. Made in USA!

3613278 69-70 440

2898876 69-70 HEMI

# Dodge/Plymouth Reproduction Emblems



## 1970 Super Bee Hood Emblem



Authentic die-cast reproduction of the original Super Bee hood emblem that was installed on 1970 Dodge Super Bee models. Emblem is thicker on each end and angles in toward the center to fit the contour of the Coronet hood. Manufactured in the USA!

2998065 70 Super Bee



## 1970 Coronet R/T Hood Emblem



Reproduction of the "R/T" hood emblem for 1970 Coronet "R/T" models. Features the correct red fill, bright accents, black edging and correct mounting studs as original. Includes mounting hardware. Made in USA!

2998066 70 Coronet R/T



## 1970-71 'Cuda 383 Hood Emblem



Authentic reproduction of the original 'Cuda 383 hood emblem that was installed on each side of the hood on 1970-71 'Cuda models equipped with 383ci engine and 'Cuda style hood. Emblem features correct locating studs. Manufactured in the USA!

2998796 70-71 'Cuda 383



## 1970-71 'Cuda 440-6 Hood Emblem



Authentic reproduction of the original 'Cuda 440-6 hood emblem that was installed on each side of the hood on 1970-71 'Cuda models equipped with or without fresh air option. Emblem features correct locating studs. Manufactured in the USA!

2998798 70-71 'Cuda 440-6



## 1970-73 'Cuda 340 Hood Emblem



Authentic reproduction of the original 'Cuda 340 hood emblem that was installed on each side of the hood on 1970-71 'Cuda models equipped with Shaker hood and 1972-73 'Cudas equipped with 'Cuda hood. Manufactured in the USA!

3443159 70-73 'Cuda 340



## 1970-71 383 Magnum Hood Emblem



Authentic reproduction of the original 383 Magnum hood emblem that was installed on each side of the hood on 1970-71 Challenger models equipped with the R/T or Shaker hood. Each emblem measures approximately 5-3/4" in length and secures to the hood with two pins. Manufactured in the USA!

2998801 70-71 383 Magnum



## 1970-71 440 Magnum Hood Emblem



Authentic reproduction of the original 440 Magnum hood emblem that was installed on each side of the hood on 1970-71 Challenger models equipped with the dual scoop R/T hood. Manufactured in the USA!

2998802 70-71 440 Magnum



## 1971-73 340 Magnum Hood Emblem



Reproduction of the "340 Magnum" hood emblem for 1971-73 Charger Rallye models with a 340 and Power Bulge Hood. Manufactured in the correct font style and red color with chrome as original. Includes mounting hardware.

3573632 71-73 Charger Rallye

# Dodge/Plymouth Reproduction Emblems



## 1966-70 Dodge/Plymouth V8 Emblem

Authentic reproduction of the "V8" fender emblem that was originally factory installed on select 8 cylinder equipped Dodge and Plymouth vehicles. Fits a variety of applications. Emblem features correct locating studs as original. Manufactured in the USA!

1966-70 *Belvedere*      1968-69 *Dart*  
 1966-70 *Coronet*      1970 *Challenger*  
 1967 *Charger*

2579748    66-70    V8



MD7087



MD7086

## 1967-72 RH Fender Emblem



OER® reproduction of the RH fender emblem designed for 1967-72 Dodge and Plymouth models. This exact reproduction attaches to the lower portion of the passenger side fender. Prepackaged in OER® poly tube with the Mopar Restoration Logo.

MD7087    67-72    gold  
 MD7086    67-72    silver



2579804



2785749

## 1966-71 Mopar 383 FOUR BARREL Emblem

Authentic reproduction of the "383 FOUR BARREL" fender emblem that was originally factory installed on a variety of Dodge and Plymouth vehicles. Emblem features correct locating studs as original. Manufactured in the USA!

1967 *Barracuda*      1969-70 *Super Bee*  
 1968 *Dart GTS*      1970-71 *Barracuda*  
 1966 *Charger*  
 1969-70 *Coronet*

2579804    66-71    black emblem  
 2785749    66-71    red emblem



## 1967 Barracuda Fender Emblem

Reproduction of the "Barracuda" fender emblem for 1967 Plymouth Barracuda models. Features the correct style font, color and accents and correct mounting studs as original. Includes mounting hardware. Made in USA!

2582878    67    Barracuda



2786591



2786590

## 1968 Barracuda Fender Emblems



Reproduction of the fender emblems for 1968 Plymouth Barracuda models. Features the correct style Barracuda Fish/V8 logo with the correct black and red coloring with chrome accents and mounting studs as original. Includes mounting hardware. Made in USA!

2786591    68    Barracuda    LH  
 2786590    68    Barracuda    RH



2898938



2786559

## 1968 Barracuda Fender Emblem



Reproduction chrome fender emblem for 1968 Barracuda models. This die-cast script emblem is manufactured to exact specifications. Features correct Chrysler markings and numbers on reverse side. Includes mounting hardware. Made in USA.

2898938    68    with chrome accent  
 2786559    68    with black accent

# Dodge/Plymouth Reproduction Emblems

DART

TRAC

back

## 1969-70 Dart Fender Emblem



Reproduction of the "Dart" fender emblem for 1969-70 Dodge Dart models. Features the correct style font and black color with chrome accents and correct mounting studs as original. Includes mounting hardware. Made in USA!

2901894 69-70 Dart

440

## 1969-70 Mopar 440 Fender Emblem



Reproduction "440" fender emblem for 1969-70 Dodge Coronet 440 models. Includes mounting hardware. Prepackaged in OER® poly tube.

2901810 69-70 440

CORONET

## 1969-72 Coronet Fender Emblem



Reproduction "Coronet" fender emblem for the 1969-72 Dodge Coronet 440 models. Includes mounting hardware. Prepackaged in OER® poly tube.

2901751 69-72 Coronet

Barracuda

back

back

## 1970 Barracuda Fender Emblem



Reproduction of the "Barracuda" fender emblem for 1970 Barracuda models. Features the correct font and finish with black accents and correct mounting studs as original. Includes mounting hardware. Made in USA!

2786559 70 Barracuda

SUPER BEE

## 1971 Super Bee Fender Emblem



Reproduction of the front fender emblem for 1971 Dodge Super Bee models. Manufactured as original with chrome lettering and black accents. Sold individually.

3504804 71 Super Bee



## 1971-74 Charger Fender and Door Emblem



Die-cast reproduction arrow emblem for 1971-74 Charger models. Attaches to both the front fenders and doors, emblems features the correct black, white and red colors with chrome edging. Emblem features mounting studs as original and includes mounting hardware. Made in USA!

3506410 71-74 Charger

Charger



detail



## 1971-74 Charger Fender/Door Emblem



Reproduction of the "Charger" fender emblem for 1971 and door emblem for 1973-74 Dodge Charger models. Features the correct chrome finish with black accents and correct mounting as original for the years and applications listed. Pin style includes mounting hardware. Made in USA!

### Fender

3504807 71 pin style

### Door

3504807A 73-74 adhesive backed

DEMON

## 1972 Demon Fender Emblem



Reproduction of the "Demon" fender emblem for 1972 Dodge Demon models. Features the correct yellow and red color with chrome accents and correct mounting studs as original. Includes mounting hardware. Made in USA!

3680247 72 Demon

# Dodge/Plymouth Reproduction Emblems



## 1967 and 1970 Dodge SE Quarter Panel Emblem

Reproduction of the "SE Special Edition" quarter panel emblems for 1967 Coronet 500, R/T models and 1970 Charger 500, R/T Special Edition models. Features the correct font and finish with black accents and correct mounting studs as original. Includes mounting hardware. Made in USA!

2782966	67	Coronet 500, R/T
2782966	70	Charger 500, R/T



## 1970-74 Road Runner Quarter Panel Emblem

Reproduction of the "road runner" quarter panel emblems for 1970-74 Road Runner models. Features the correct font and finish with black accents and correct mounting studs as original. Includes mounting hardware. Made in USA!

8699	70-74	"road" and "runner"
------	-------	---------------------



## 1969 Dodge R/T Quarter Panel Emblem

OER® reproduction R/T quarter panel emblem for 1969 Charger R/T and Coronet R/T models. Each emblem is precision die-cast, then chrome-plated and polished to perfection with the correct satin black accent paint and glossy red painted letters as original. Features the Pentastar logo and factory original markings with the correct mounting studs. Officially Licensed as a Mopar Authentic Restoration Product. Includes installation hardware. Sold individually. Prepackaged in OER® chipboard box with Mopar Authentic Restoration Product logo.

2901812	69	quarter emblem
---------	----	----------------



## 1967-69 Hemi Deck Lid Emblem

Reproduction of the "Hemi" deck lid emblem for 1967-69 Plymouth Belvedere models. Features the correct style font and finish with black accents and correct mounting studs as original. Includes mounting hardware. Made in USA!

2840867	67-69	HEMI
---------	-------	------



## 1969 Super Bee Trunk Lid Emblem

Reproduction of the Super Bee trunk lid emblem for 1969 Dodge Super Bee models. Manufactured in the correct "Bee" style with yellow and black coloring, chrome trim and correct mounting studs as original. Includes mounting hardware. Made in USA!

2964635	69	Super Bee
---------	----	-----------



## 1970 Dart Swinger Trunk Emblem

Reproduction "Swinger" trunk emblem for 1970 Dodge Dart models. Includes mounting hardware.

3446102	70	Dart Swinger
---------	----	--------------



## 1971 Charger Trunk Lid Emblem

Authentic die-cast reproduction of the original "Charger Dodge Division" emblem that was installed on the trunk lid on 1971 Charger models. Adhesive backed design just like the original features easy peel and stick application. Manufactured in the USA!

3570035	71	Charger
---------	----	---------



2842387



MF1724

## 1968 Plymouth B-Body Tail Panel Emblem



OER® reproduction "Satellite" or "GTX" tail panel emblem. Each die-cast reproduction is manufactured to exact factory original Mopar specifications featuring the correct chrome finish and markings on rear of emblem. For ease of installation, OER® supplies push style retaining nuts with each emblem. However, for a factory original installation, these emblems may be installed by "spin welding" the emblem to the rear panel, provided installer has the proper equipment and experience with the "spin welding" procedure. Officially Licensed Mopar Authentic Restoration Product. Prepackaged in OER® chipboard box.

2842387	1968	Satellite
MF1724	1968	GTX



# Dodge/Plymouth Reproduction Emblems



## 1968 Charger Tail Panel Emblem



Reproduction of the deck lid emblem for 1968 Charger models. Features the correct black, white and red coloring and mounting studs as original. Includes mounting hardware. Made in USA!

2840065 68 Charger



## 1968 Charger Rear Panel Emblem



OER® reproduction of the original "Charger" rear panel emblem designed for use on the following applications. Each emblem includes mounting hardware for installation. Prepackaged in OER® box with Mopar Restoration Logo.

*Note: This is also a grill emblem for 1969 Charger.*

2840066 68 Charger R/T

2840066 68 Charger 2 door hardtop



## 1968 Dodge Coronet Tail Panel Letters



OER® reproduction of the "D-O-D-G-E" letters for 1968 Dodge Coronet rear tail panel. Each letter will replicate the original die-cast emblem exactly. Includes exact reproduction of each chrome letter painted in the correct color. This 5 piece set includes mounting hardware. Officially Licensed Mopar Restoration Product. Prepackaged in OER® box with the Authentic Mopar Restoration logo.

RM4225 68 Coronet



## 1969 Sport Satellite Rear Panel Emblem



OER® reproduction rear trunk lid finish panel emblem for 1969 Plymouth Sport Satellite models. Painstakingly reproduced in zinc die-cast material to factory specifications featuring highly polished chrome-plating and the correct flat black accent paint. Authentic markings and original casting numbers on the rear of the emblem just like original. Mounting hardware included. Officially Licensed Mopar Restoration Product. Prepackaged in OER® chipboard box with Mopar Authentic Restoration Product logo.

2901746 69 Sport Satellite



2902389



2965253

## 1969-70 Charger R/T Tail Panel Emblem



Authentic die-cast reproduction of the original R/T emblem that was installed on the tail panel on 1969 Dodge Charger R/T models. Emblems feature correct locating studs as original. Made in USA!

2902389 69 Charger R/T

2965253 70 Charger R/T



## 1970 500 Rear Finish Panel Emblem



Authentic reproduction of the original "500" emblem that mounts on the rear finish panel on 1970 Charger 500 and 1970 Coronet 500 models. This is the rivet-on version that features a short 3/16" molded in die-cast rivet stud. Emblem is installed to the panel by rivet peening. Made in USA!

3505338 70 500



## 1970 Charger Rear Panel Emblem



Reproduction of the Charger rear panel emblem for 1970 Dodge Charger models. Manufactured in the correct font, finish and coloring. Includes mounting hardware. Made in USA!

2902306 70 Charger



detail

## 1970 Coronet R/T Rear Panel Emblem



Reproduction of the Coronet R/T rear panel emblem for 1970 Dodge Coronet models. Manufactured in the correct red and black coloring with chrome accents. Includes mounting hardware. Made in USA!

3444609 70 Coronet R/T

# Dodge/Plymouth Reproduction Emblems

## Barracuda

### 1971-74 Barracuda Rear Panel Emblem



Reproduction of the Barracuda rear panel emblem for 1971-74 Plymouth Barracuda models. Manufactured in a bright chrome finish as original. Includes mounting hardware. Made in USA!



3505456 71-74 Barracuda

## DODGE

### 1965-66 Dodge Hood/Trunk Letter Set



OER® reproduction of the "DODGE" letters that mount to the hood of a 1965 Dodge Coronet, Dart and Polara, and the trunk lid on 1966 Coronet. Each letter is die-cast, and chrome-plated as original. Come with the mounting nuts for an easy installation. Manufactured with correct markings on the back and Officially Licensed by Mopar. Prepackaged in OER® box with the Authentic Mopar Restoration logo. Use as required.

RM4229 65-66 "Dodge"

## PLYMOUTH

### 1966-73 Plymouth Hood/Trunk Letters



Reproduction of the "PLYMOUTH" hood and trunk letters for various 1966-73 models. Features the correct style font, black color with chrome accents and correct mounting studs as original. Includes mounting hardware. Made in USA!

RM1124 66-73 hood

RM1124 66-73 trunk



2785518



2785518 - detail

### 1967 Plymouth GTx Emblems



Authentic die-cast reproductions of the original "GTx" emblems that were installed on the fenders, rear deck lid and in between the rear seats on 1967 Plymouth GTx models. The fender emblem measures 3-1/2" in length while the smaller trunk lid/rear seat emblem measures 2-3/4" in length. Emblems feature correct locating studs as original. Manufactured in the USA!

2785518 67 "GTx" fender emblem

2840214 67 "GTx" trunk/rear seat

### 1967-68 Barracuda Hood/Trunk Emblem



Correct die-cast reproduction of the hood and trunk emblem for 1967-68 Barracuda models. Each emblem features the correct "fish" design, bright chrome finish and correct mounting studs as original. Includes mounting hardware. Made in USA!



2784610 67-68 hood emblem

2784610 67-68 trunk emblem

road runner

road runner

### 1968-69 Road Runner Dash/Door/Trunk Emblem & Insert



Reproduction of the "road runner" emblem and insert for 1968-69 Road Runner models. These emblem were placed on the dash, outer door and trunk lid on 1968 models and the dash on 1969 models. Inserts feature the correct font and finish with black accents and adhesive backing. The complete emblems have a steel backing with correct mounting studs as original. Includes mounting hardware.

MB6869 68-69 insert only

2785877 68-69 complete emblem

## PLYMOUTH

### 1968-72 Plymouth Emblem



Authentic die-cast reproduction of the original Plymouth emblem that was installed in many locations and on a wide variety of A, B, & C-Body models. Emblem features correct locating pins as original. Manufactured in the USA!

#### Plymouth A-Body

1968-69 Barracuda - front bumper panel

1968-69 Valiant - rear deck lid

1969-72 Valiant - hood

1970-72 Duster - Hood

#### Plymouth B-Body

1968-69 Belvedere - hood, rear deck lid

1971-72 Satellite 4 door - hood

Plymouth C-Body

1968-69 Fury - hood

1970-71 Fury wagon - tailgate

2785791 68-72 Plymouth

## road runner



### 1969-74 Road Runner Door/Deck Lid Emblem Set

Reproduction of the 1969 door emblems and 1969-74 deck lid emblems on Road Runner models. Features the correct font and finish with black accents and correct mounting studs as original. Includes mounting hardware. Made in USA!

1969 Door 1969-74 Deck lid

K699 69-74 door and deck lid

## Cuda

### 1970-74 Cuda Fender/Tail Panel Emblem



OER® reproduction die-cast Cuda emblem for Barracuda models. Features a brushed look surface with correct black accents as original. This adhesive backed emblem is attached to the front fender on 1972-74 Barracuda models and to the rear tail panel on 1970 models built after April 1st (2nd design) and all 1971-1974 models. Prepackaged in OER® box with Mopar Restoration Logo.

ME1750 72-74 fender (2 req)

ME1750 70-74 tail panel

# Dodge/Plymouth Reproduction Emblems

## Challenger

### 1970-74 Challenger Emblem



Reproduction of the "Challenger" emblem for 1970-74 Challenger models. For use on the deck lid, fender and quarter panel. Features the correct font and finish with black accents. Available in a 3 pin mounting style or adhesive backed design for easy peel and stick application. The 3 pin mounting style includes hardware. Prepackaged in OER® box with Mopar Restoration Logo. Made in USA!

1970 deck lid  
1970-72 fender  
1973-74 quarter panel

3444938	70-74	adhesive backed
3445224	70-74	3 pin style

## DUSTER



### 1972-76 Duster Fender/Tail Panel Emblem



Authentic die-cast reproduction of the original Duster emblem that was installed on each fender and on the rear tail panel of 1972-76 Plymouth Duster models. Emblem features correct locating pins as original. Manufactured in the USA!

3680304 72-76 Duster



3590126

3590127

## Barracuda



### 1971-74 Barracuda Door/Tail Panel Emblem



Authentic die-cast reproduction of the original Barracuda door and tail panel emblem that was installed on 1971-74 non-performance models. Emblem features correct locating pins as original. Manufactured in the USA!

3505456 71-74 Barracuda

### 1971-74 Barracuda & Challenger Dash Emblem And Insert



Reproduction dash emblem for 1971-74 Barracuda and Challenger models. Inserts feature the correct font and finish with black accents and adhesive backing. The complete emblems have a plastic backing with correct mounting studs as original. Includes mounting hardware.

#### Barracuda

ME7178	71-74	insert only
3590126	71-74	complete emblem

#### Challenger

ME7177	71-74	insert only
3590127	71-74	complete emblem

## DART

### 1971-74 Dart Emblem



Authentic die-cast reproduction of the original DART emblem that was installed in various locations including the front fenders on 1971-74 Dodge Dart models and the rear deck lid on 1973-74 Dart Sport models. Emblem features correct locating studs as original. Manufactured in the USA!

3505419	71-74	front fenders
3505419	73-74	deck lid



### 1972-74 GTX Emblem



Reproduction of the "GTX" emblem for 1972-74 Road Runner "GTX" models. Emblem is for the trunk and fender on 1972 Road Runner models and on the hood of 1973-74 Road Runner models. Attaches with adhesive backing. Made in USA!

3680160	72	fender/trunk
3680160	73-74	hood



### 1970-72 Duster Door Panel Emblem



Reproduction "Duster" door panel emblem manufactured from correct plastic material. Features the word Duster with chrome finish as original. This emblem will fit both driver or passenger doors. Sold individually. 2 required per vehicle. Prepackaged in OER® poly tube with Mopar Restoration Logo.

3499375 70-72 LH or RH



### 1967 Plymouth GTX Emblems



Authentic die-cast reproduction "GTX" emblems that were installed in between the rear seats on 1967 Plymouth GTX models. Emblem measures 2-3/4" in length. Emblem features correct locating studs as original. Manufactured in the USA!

2840214 67 "GTX" rear seat

# Mopar Weatherstrip



## 1968-70 Mopar B-Body Windshield Weatherstrip

Reproduction windshield weatherstrip for various 1968-70 Mopar B-Body 2 door models. Designed to factory specifications and manufactured with correct materials to provide an original fit and appearance. Prepackaged in OER® poly tube.

- 1968-70 Belvedere 2 door hardtop/sedan
- 1968-70 Charger all
- 1968-70 Coronet 2 door hardtop/sedan
- 1968-70 Road Runner 2 door hardtop/sedan
- 1968-70 Satellite 2 door hardtop/sedan
- 1968-70 Super Bee 2 door hardtop/sedan

MB1261 68-70 B-Body



## 1968-70 Mopar B-Body Trunk Seal Weatherstrip

Factory style trunk weatherstrip for 1968-1973 Mopar B-Body models is designed to factory specifications in the correct configuration. Manufactured in rubber material as original. Prepackaged in OER® poly tube.

- 1968-69 Coronet 2 door hardtop
- 1968-70 Charger 2 door hardtop

MB1182 68-70 B-Body



MB1275

## 1968-74 B, E-Body Door Seal End Cap

OER® reproduction door seal end caps for 1966-70 Dodge and Plymouth B-Body 2 door hardtop and convertible models including Belvedere, Charger, Coronet, Road Runner, Satellite and GTX and 1970-74 Dodge and Plymouth E-Body hardtop and convertible models. End caps are mounted to the door edge with screws and caps off the edge of the door weatherstrip. Designed to factory specifications for a precise fit, each end cap features a molded in steel core with proper contours. Sold as a pair. Includes mounting screws. Prepackaged in OER® poly tube.

MB1273 66-67 B-Body

MB1275 68-70 B-Body

ME502 70-74 E-Body

## 1968-70 Window Weatherstrip Plugs

OER® reproduction door window weatherstrip plugs for 1968-70 Dodge and Plymouth B-Body models including Belvedere, Charger, Coronet, Road Runner, Satellite and Superbird. Each plug has a fuzzy coating and plugs into the inner door at the end of the window felt weatherstrip. Sold as a pair. Prepackaged in OER® poly tube.



MB1268 68-70 B-Body



MD2125

MD2103

## 1966-76 Mopar A, B, & E-Body Firewall Insulation Fasteners

Reproduction firewall insulation fasteners for all 1966-76 A, B, & E-Body models. Each fastener is made to the same specifications and from the same materials as the originals.

*Note: \*Installed on cars built after September 1972.*

**Plastic - 11/16" Head x 1-13/16" Long**

MD2125 66-76 each

MD2731 66-76 10 piece

**Rubber - 3/4" Head x 1-1/4" Long**

MD2103 73-74 each

MD2147 73-74 10 piece



## 1968-70 Mopar B-Body Door Jamb Seal



Reproduction door jamb rubber "U" seals for 1968-70 Dodge and Plymouth B-Body 2 door hardtop models. These seals mount on the rear top edge of the door at the edge of the door glass to prevent moisture from entering the door at the glass at the door jamb. Designed to factory specifications and manufactured in rubber with proper mounting points to correctly replace the door jamb rubber "U" seals. Sold as a pair. Prepackaged in OER® poly tube.

1968-70 Charger 2 Door Hardtop

1968-70 Coronet 2 Door Hardtop

1968-70 Satellite 2 Door Hardtop

1968-70 Road Runner 2 Door Hardtop

1968-70 Belvedere 2 Door Hardtop

MB1274 68-70 B-Body

## 1970-74 E-Body Door Jamb Seal

OER® reproduction of the door jamb rubber U-seals for 1970-74 Mopar E-Body 2 door hardtop models. This seal attaches to the door jamb area under the quarter window and seals the door jamb quarter section. Includes mounting screws. Prepackaged in OER® poly tube.

ME501 70-74 E-Body

MA9817 67-72 A-Body

MB1271 68-70 B-Body

ME500 70-74 E-Body

# Rubber Bumpers



## 1967-74 Mopar A-Body Rubber Stopper Set

Reproduction rubber bumper set for various 1967-74 Dodge and Plymouth A-Body models. Set includes: door bumpers, hood side bumpers, hood adjust bumpers, ashtray bumpers, glove box bumpers, trunk bumpers, fuel door bumpers, rear cowl bumpers and license plate bumpers. Prepackaged in OER® poly tube.

<b>1967-74 Models</b>	<b>1972-74 Models</b>
1967-70 Dodge Dart	1972-74 Plymouth Duster
1972-74 Dodge Dart	1972-74 Plymouth Scamp
1967-69 Plymouth Barracuda	1972-74 Plymouth Valiant
1967-70 Plymouth Valiant	
1970 Plymouth Duster	

### 1971 Models

1971 Dodge Dart
1971 Dodge Demon
1971 Plymouth Duster
1971 Plymouth Scamp
1971 Plymouth Valiant

MA9819	67-74	A-Body
MA9820	71	A-Body
MA9821	72-74	A-Body

## 1968-70 Plymouth B-Body Rubber Bumper Set

Reproduction rubber bumper set for various 1968-70 Plymouth B-Body models. Set includes: door bumpers, hood side bumpers, hood adjust bumpers, ashtray bumpers, glove box bumpers, trunk bumpers, fuel door bumpers, rear cowl bumpers and license plate bumpers. Prepackaged in OER® poly tube.

1968-70 Belvedere	1968-70 Satellite
1968-70 Road Runner	1970 Superbird
1968-70 GTX	

MB1280	68-70	B-Body
--------	-------	--------

## 1968-70 Dodge Charger Rubber Bumper Set

Reproduction rubber bumper set for 1968-70 Dodge Charger models. Set includes: door bumpers, hood side bumpers, hood adjust bumpers, ashtray bumpers, glove box bumpers, trunk bumpers, fuel door bumpers, rear cowl bumpers and license plate bumpers. Prepackaged in OER® poly tube.

MB1278	68-70	Charger
--------	-------	---------



## 1962-78 Mopar Hood Adjust Bumper

Factory style replacement hood adjust bumper for 1962-78 A, B, & E-Body models. Designed to factory specifications and manufactured in rubber to correctly replace the hood adjust bumper. This bumper features a 1-1/4" outer diameter and is 1/2" thick. The overall length including the bolt is 1-3/4". Sold individually. Use as required. Prepackaged in OER® poly tube.

MD2077	62-78	A, B, & E-Body
--------	-------	----------------

## 1968-71 B-Body Hood Side Bumper

OER® reproduction hood side stop bumper for various 1968-71 Mopar B-Body models including Charger, Coronet, Belvedere, Road Runner, Satellite and Superbird models. Designed to factory specifications to correctly replace the hood side stop bumper. Sold individually. 4 required per car. Prepackaged in OER® poly tube.



MB1285	68-71	B-Body
--------	-------	--------

## 1963-66 & 1971-74 A-Body Hood Side Bumper

OER® reproduction hood side rubber bumper for various 1963-66 and 1971-74 Mopar A-Body models including Barracuda, Dart and Valiant. Designed to factory specifications to correctly replace the hood side stop bumper. Sold individually.



MA9822	63-66	A-Body
MA9824	71-74	A-Body

## 1962-74 B & E-Body Hood/Trunk Bumper

OER® reproduction hood side stop and trunk bumper for various 1962-65 Mopar B-Body models and 1968-74 B & E-Body models. Designed to factory specifications to correctly replace the originals bumper. Measures: 7/8" o.d. x 3/4". Sold individually. Prepackaged in OER® poly tube.



MD2074	62-65	B-Body
MD2074	68-74	B & E-Body
MD2075	68-74	A, B, & E-Body



## 1962-72 Mopar Door Bumper

Reproduction rubber door bumper for most 1962-72 Mopar A, B, & E-Body vehicles. This bumper is manufactured as to factory specifications to fit correctly, insulate against vibration, and keep the doors correctly aligned. Measures: 5/8" long, 3/4" high and 1/4" wide. Sold individually. Use as required. Prepackaged in OER® poly tube.

MD2067	62-72	A, B, & E-Body
--------	-------	----------------



MD2113

MES39

## 1960-76 E-Body and Trunk Plugs

OER® reproduction body/trunk plug used on most 1960-76 Dodge or Plymouth models where a 1-1/8" or 1-7/8" hole plug is needed. Manufactured of rubber for original appearance, fit and function. Sold individually. Use as required. Prepackaged in OER® poly tube.

MD2113	60-76	1-1/8"
MD2114	60-76	1-7/8"
MES39	70-74	1-13/16"



## Convertible Power Top Motor Grommet


Reproduction of the original rubber mounting/insulation grommet used on various Dodge and Plymouth vehicles with the optional power top. These rubber grommets install on the pump assembly and secure it to the vehicle while creating a damper for noise and vibration while the pump is in operation. Manufactured from high-quality NBR material which is resistant to oils and fuels. Sold individually. Quantities vary by application. Use as required. Prepackaged in OER® poly tube.

3698109	60-71	use as req.
---------	-------	-------------

# Mopar Grills/Headlamp Bezels

## 1968 Dodge Dart Grill OER AUTHORIZED

Reproduction center grill for 1968 Dodge Dart models. Manufactured




to factory specifications featuring original style mounting points, chrome finish with black painted accents where required, and provisions for the park lamp assemblies.

*Note: Shipped oversize.*

2786047 68 Dart

## 1968-69 Dodge Grills AUTHTIC RESTORATION USA

OER® reproduction grills for 1968-69 Dodge B-Body models. Each



grill is manufactured to original specifications and will replace your factory grill without modifications. Made in USA. Prepackaged in OER® poly tube.

MN1493 68 Coronet  
MN1493 68 Super Bee  
MN1492 68 Coronet R/T  
MN1492 68 Coronet 500  
MN1492 69 Charger 500

## 1969 Road Runner Grill OER AUTHORIZED AUTHTIC RESTORATION USA

Reproduction of the complete front grill for all 1969 Road Runner models.



Factory style grill features correct stainless steel and black finish with proper mounting points.

*Note: Shipped oversize.*

2947007 69 Road Runner

## 1970 Road Runner Grill OER AUTHORIZED AUTHTIC RESTORATION USA

Reproduction of the complete front grill for all 1970 Road Runner models.



Factory style grill features correct stainless steel and black finish with proper mounting points.

*Note: Shipped double oversize.*

2949997 70 Road Runner

## 1970 GTX Grill OER AUTHORIZED

Reproduction of the complete front grill for all 1970 GTX models.



Factory style grill features correct black honeycomb grill pattern, stainless steel finish and proper mounting points.

*Note: Shipped oversize.*

2998002 70 GTX



## 1970 Plymouth B-Body Lower Grill OER AUTHORIZED

Reproduction lower front grill for 1970 B-Body models including Belvedere, GTX, Road Runner, and Satellite models.

MB1906 70 B-Body



## 1970-71 Barracuda Grill Sets OER AUTHORIZED AUTHTIC RESTORATION USA

OER® Authorized grill sets for 1970-71 Plymouth Barracuda/Cuda models. These quality reproduction grills feature the correct shape, contours and mounting points. Includes the headlamp bezels, bezel trim and upper and lower grill trim.

*Note: Grills are unassembled and unpainted. Paint to match.*

*Shipped double oversize.*

ME1554 70 Barracuda, Cuda  
MN2191 71 Barracuda, Cuda



## 1971-72 Duster Sharktooth Grill OER AUTHORIZED AUTHTIC RESTORATION USA

Reproduction sharktooth front grill for 1971-72 Plymouth Duster models.

Manufactured from plastic as original with correct mounting tabs. The grill assemblies are meticulously reproduced to factory specifications and includes the grill, upper and lower grill moldings, molding retaining clips, park lamp lenses, gaskets, and pig tails. Head lamp bezels sold separately. Prepackaged in OER® box.

*Note: Shipped oversize.*

3574031 71-72 Twister/340 grill only  
MA1000 71-72 Twister/340 grill assembly

## 1971-72 Plymouth A-Body Grill Clips

Reproduction retaining clips for the lower portion of the grill on 1971-72 Plymouth A-Body models including Duster, Valiant and Scamp. These clips are designed for standard and Sharktooth grills. Manufactured to original specifications from injection molded plastic, each set includes 5 clips and installation screws. Prepackaged in OER® poly tube with the Mopar Restoration Logo.



3443540 71-72 A-Body



### 1967 Dodge Dart Headlamp Bezels

Factory style reproduction headlamp bezels for all 1967 Dodge Dart models. Manufactured from stamped aluminum with black accents as original.

MA1128	67	Dart
--------	----	------



MA9901

MA9900

### 1968-69 Dodge Dart Headlamp Bezel

Reproduction headlamp bezels for 1968-69 Dodge Dart models. Manufactured from stamped aluminum with black accents as original.

2786669	68	Dart	LH
2786668	68	Dart	RH
MA9900	69	Dart	LH
MA9901	69	Dart	RH



2949246

2949247

### 1969 Road Runner Headlamp Bezel

Reproduction of the headlamp bezels for all 1969 Road Runner models. Original style bezels feature the correct stainless steel and black finish.

2949247	69	Road Runner	LH
2949246	69	Road Runner	RH



2998012

2998013

### 1970 Road Runner Headlamp Bezel

Reproduction of the headlamp bezels for all 1970 Road Runner models. Original style bezels feature the correct stainless steel and black finish.

2998013	70	Road Runner	LH
2998012	70	Road Runner	RH



2998014

2998015

### 1970 GTX Headlamp Bezel

Reproduction of the headlamp bezels for all 1970 GTX models. Original style bezels feature the correct honeycomb grill pattern with stainless steel and black finish.

2998015	70	GTX	LH
2998014	70	GTX	RH



3573718

3443222

### 1971-72 Plymouth A-Body Headlamp Bezels

OER® reproduction of the headlamp bezels for 1971-72 Plymouth Duster, Valiant, Duster 340 and Duster Twister models with a Sharktooth grill. Manufactured from aluminum with either black or argent silver color as original. Prepackaged in OER® Box.

#### *Plymouth Duster, Valiant, Scamp*

3573719	71-72	LH	black
3573718	71-72	RH	black

#### *Plymouth Duster 340, Duster Twister "Sharktooth"*

3443223	71-72	LH	silver (w/Sharktooth grill)
3443222	71-72	RH	silver (w/Sharktooth grill)



ME1545

### 1970-71 Challenger Headlamp Bezels

Reproduction headlamp bezels for 1970-71 Dodge Challenger models. Manufactured in aluminum with a black center fill to OE specifications, these reproduction headlamp bezels will fit, function and appear like original equipment. Sold as a pair.

ME1545	70
ME1857	71

### 1968-71 A, B, & E-Body Headlamp Adjuster Sets

Reproduction of the original headlamp adjusters designed for use on 1968-71 A, B, & E-Body Dodge and Plymouth models with a 2 or 4 headlamp system. Includes the correct amount of adjusters, springs and screws. Prepackaged in OER® poly tube. MN1776

MN1775	68-71	A, B, & E-Body	with 2 headlamps
MN1776	68-71	A, B, & E-Body	with 4 headlamps



# Mopar Moldings



MN1422

## 1965-70 B-Body Hood Lip Moldings

OER® reproduction hood lip molding for various 1965-70 Dodge and Plymouth B-Body models. Manufactured to fit on original and reproduction style hoods. Features correct finish and mounts exactly as original. Prepackaged in OER® poly tube. Made in USA.

### Plymouth B-Body Models

MN1420	66	Satellite/Belvedere
MN1421	67	GTX/Satellite

### Dodge B-Body Models

MN1419	65	Coronet
MN2171	66	Coronet
MN1422	67	Coronet



## 1967 Coronet Hood Lip Molding Clip Set

OER® Authorized hood lip molding mounting hardware for 1967 Dodge Coronet models. This set of 8 clips and 8 nuts mounts the molding to front edge of hood. Prepackaged in OER® poly tube.

MN2172	67	Coronet
--------	----	---------



## 1967-69 Dart Hood Lip Molding

Reproduction of the hood lip molding for all 1967-69 Dodge Dart models. Factory style moldings are manufactured as original for a perfect fit and appearance. 3 piece set includes the left and right moldings and the center connector molding.

K3278	67-69	Dart
-------	-------	------



ME1556

## 1970-74 Challenger Hood Lip Molding



OER® reproduction hood lip moldings for 1970-74 Challenger models. These moldings mount on the front edge of the hood and feature correct finish and contours as original. Fender sections are not included. Made in USA. Prepackaged in OER® poly tube.

*Note: \*Part #ME1556 will fit 1971 models but does not have the additional lip that extends under the front edge of the hood. \*\*Hardware set is not for use on part #MN1426 molding with extended lip.*

MN1424	70	1/A models
ME1556*	70-71	except 1/A models
MN1426	71	w/extended lip
MN1427	72-74	primed to paint
ME1558**	71-72	hardware set



MB2172



MB2173



## 1968-69 Charger Grill Molding

Factory style replacement grill molding sets for 1968-69 Charger models. Sets include the moldings for the complete grill assembly.

MB2172	68	4 piece set
MB2173	69	7 piece set
MB2174	69	"I" molding only



MN1466



## 1968-70 Plymouth GTX Grill Moldings

OER® reproduction grill moldings for 1968-69 GTX models. Available for 1968-69 models are the upper and lower center moldings. Made in USA. Sold as a pair. Prepackaged in OER® poly tube.

MN1466	68	GTX
MB2175	69	GTX



upper and lower moldings shown on standard grill



upper and lower moldings shown on Sharktooth/Twister grill

## 1970-72 Valiant, Scamp, Duster Grill Moldings



Reproduction grill moldings for 1970-72 Valiant, Scamp, and Duster/Duster 340 models with a standard grill or 1971-72 Duster 340 models with Sharktooth/Twister grill. Manufactured from stamped aluminum as original, these moldings fit Standard or Sharktooth/Twister grills. Also available is the set of 5 grill retaining clips found along the bottom edge of these grills to secure the grill to the vehicle. Grills are not included, but sold separately. Moldings and clip sets also include Phillips head screws for installation. Officially Licensed Mopar Authentic Restoration Product.

2949968	70-72	upper
2949970	70-72	lower
3443540	70-72	clips — set of 5



## 1972-74 Challenger Grill Molding

OER® reproduction grill molding for 1972-74 Challenger models. This molding mounts to the headlamp panel and features correct finish and contours for an authentic appearance and fit. Made in USA. Prepackaged in OER® poly tube.

MN1470	72-74	Challenger
--------	-------	------------





### 1970 Dodge B-Body Front Valance Molding



OER® reproduction front valance molding for 1970 Dodge Coronet and Super Bee models. This piece mounts on the upper side of the of the front valance panel. Made in USA. Prepackaged in OER® poly tube.

MN1464 70 B-Body



### 1972-74 Challenger Front Valance Molding



OER® reproduction front valance molding for 1972-74 Challenger models. Mounts to the upper side of the of the front valance panel. Made in USA. Prepackaged in OER® poly tube.

MN1465 72-74 Challenger



### 1968-70 B-Body Roof Drip Rail Molding Set

Reproduction roof drip rail molding set for 1968-70 B-Body models. This 6 piece set of stainless steel moldings run up the front A-pillar, across the roof line and down towards the rear. Prepackaged in OER® poly tube. Fits 1968-70 Charger, Coronet, Super Bee, Belvedere, GTX, Road Runner, Satellite and 1970 Superbird.

MB1679 68-70 B-Body



### 1970-74 Barracuda Door Top Edge Moldings



OER® reproduction door top edge moldings for 1970-74 Barracuda models. Mounts to the outer top edge of the door and quarter panel (on coupe models). Designed to OE specs and produced with quality stainless steel materials. Hardware not included, sold separately. Clips are for reproduction moldings only. Made in USA. Prepackaged in OER® poly tube.

MN1472 70-74 coupe (set of 4)

MN2114 70-74 convertible (pair)

MN1474 71-74 mounting hardware



### 1966-73 B-Body Rocker Moldings

OER® reproduction rocker moldings for 1966-73 Dodge and Plymouth B-Body models. Features correct finish and contours. Hardware not included. Prepackaged in OER® poly tube. Made in USA.

*Note: Shipped double oversize.*

#### Dodge

MN1438 66-67 Charger/Coronet

MN1445 68-70 all

MN1447 71-73 Charger/Super Bee/5E

#### Plymouth

MN1436 67 GTX

MN1440 68-70 all

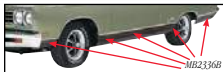


### 1967-69 Dart GTS Rocker Moldings

OER® reproduction rocker moldings for 1967-69 Dart GTS models. Features correct finish and contours. Hardware not included. Prepackaged in OER® poly tube. Made in USA.

*Note: Shipped double oversize.*

MN1431 67-69 Dart GTS



### 1969 Plymouth Lower Body Side Molding Set



Complete lower side molding set for 1969 GTX and Sport Satellite models. This complete set includes: two fender moldings, one door molding and two quarter panel moldings for each side of the vehicle. Hardware not included. Made in USA. Prepackaged in OER® poly tube.

MB23368 69 Plymouth 10 piece



OER AUTHORIZED

### 1970 'Cuda Rocker Panel Moldings

Rocker moldings for 1970 'Cuda models. These moldings mount underneath each door and run from the fender to the quarter panel. Manufactured out of a fiberglass and plastic composite and features correct finish and contours. Although it is original for 1970 'Cuda models, it can also be installed on 1971-74 'Cuda and Barracuda. Prepackaged in OER® Authorized poly tube.

*Note: Shipped oversize.*

MN1930 70 'Cuda



MN1453

### 1970-74 E-Body Rocker Moldings/ Hardware



OER® reproduction rocker panel moldings and mounting hardware for the 1970-74 E-Body models listed. These moldings mount underneath each door and run from the fender to the quarter panel. Features correct finish and contours as original. Prepackaged in OER® poly tube. Made in USA.

*Note: Shipped double oversize.*

#### Barracuda

MN1452 71-72 rocker moldings

MN1453 73-74 rocker moldings

MN1454 71-74 mounting hardware

#### Challenger

MN1448 70-71 rocker moldings

MN1449 72-74 rocker moldings

MN1454 72-74 mounting hardware

## 1967-69 Barracuda Wheel Opening Molding Set



Replace the wheel opening moldings on your 1967-69 Barracuda with this premium wheel opening molding set. Manufactured to factory specifications with original-quality materials to give your Barracuda a fresh look. Sold as a set of 4. Made in USA.

*Note: Shipped overseas.*



MN1477 67-69 Barracuda set of 4

## 1967-76 Dart Wheel Opening Moldings



Reproduction wheel opening moldings for 1967-76 Dart, Dart GT, Dart GTS and Dart Swinger models. Each molding is stamped to fit vehicle contours exactly and features the correct finish for an original fit and appearance. Sold as a set of 4.

*Note: Shipped overseas.*



MN1478 67-76 Dart set of 4

## 1968-70 Coronet Wheel Opening Moldings



Reproduction wheel opening moldings for 1968-70 Coronet models. Each set is stamped to fit vehicle contours exactly and features the correct finish. Sold as a set of 4. Made in USA.

*Note: Shipped overseas.*



MN1475 68-70 Coronet set of 4

## 1968-70 Plymouth B-Body Wheel Opening Molding Set



Replace your dented or missing original wheel opening moldings with this premium molding set. Manufactured to OE specifications and using original materials for an authentic appearance. For all 1968-70 Plymouth B-Body models. Made in USA.

*Note: Shipped overseas.*



MN1480 68-70 Plymouth B-Body set of 4

## 1969 GTX Wheel Opening Molding Set



Replace your dented or missing original wheel opening moldings with this premium molding set. Manufactured to OE specifications and using original materials for an authentic appearance. Fits 1969 GTX models. Made in USA.

*Note: Shipped overseas.*



MN1482 69 GTX set of 4

## 1971-72 Plymouth B-Body Wheel Opening Molding Set



Replace your dented or missing original wheel opening moldings with this premium molding set. Manufactured using OE specs and materials. Fits 1971 GTX, 1971-72 Satellite and 1971-72 Road Runner. Made in USA.

*Note: Shipped overseas.*



MN1484 71-72 Plymouth B-Body set of 4

## 1973-74 Charger Wheel Opening Molding Set



Replace your dented or missing original wheel opening moldings with this premium molding set. Manufactured to OE specifications and using original materials for an authentic appearance. Made in USA.

*Note: Shipped overseas.*



MN1485 73-74 Charger set of 4

## 1970-74 Barracuda Wheel Opening Molding Set



Replace your dented or missing original wheel opening moldings with this premium molding set. Manufactured using OE specs and materials for an authentic appearance. Fits all Barracuda and 'Cuda models from 1970 to 1974. Made in USA.

*Note: Shipped overseas.*



MN1488 70-74 Barracuda set of 4

## 1971-72 Dodge B-Body Wheel Opening Molding Set



Replace your dented or missing original wheel opening moldings with this premium molding set. Manufactured to OE specifications and using original materials for an authentic appearance. Fits 1971 Coronet and 1971-72 Charger models. Made in USA.

*Note: Shipped overseas.*



MN1483 71-72 Dodge B-Body set of 4

## 1970-74 Challenger Wheel Opening Moldings



Reproduction wheel opening moldings for 1970-74 Challenger models. Each set is stamped to fit vehicle contours exactly and features the correct finish for an authentic appearance. Sold as a set of 4. Made in USA.

*Note: Shipped overseas.*



MN1479 70-74 Challenger set of 4

## 1967-76 Dart Wheel Opening Moldings

**OER AUTHORIZED** **AUTHENTIC RESTORATION**

Reproduction wheel opening moldings for 1967-76 Dart, Dart GT, Dart GTS and Dart Swinger models. Each molding is stamped to fit vehicle contours exactly and features correct finish for an original fit and appearance. Sold individually or as a set of 4. Mounting screws included.

*Note:* Shipped overseas.

2785857	67-76	LH	front
2785856	67-76	RH	front
2932595	67-76	LH	rear
2932594	67-76	RH	rear
K3279	67-76		set of 4



## 1967-70 Valiant Front Wheel Opening Moldings

**OER AUTHORIZED** **AUTHENTIC RESTORATION**

Reproduction front wheel opening moldings for 1967-70 Valiant 2 and 4 door models. Each molding is stamped to fit vehicle contours exactly and features correct finish. Sold individually.

*Note:* Shipped overseas.

2807077	67-70	LH	front
2807076	67-70	RH	front



## 1971-76 Dodge A-Body Wheel Opening Moldings

**OER AUTHORIZED** **AUTHENTIC RESTORATION**

Reproduction wheel opening moldings for 1971-72 Demon and 1973-76 Dart Sport models. Each molding is stamped to fit vehicle contours exactly in correct finish for an authentic appearance. Sold individually or as a set of 4.

*Note:* Shipped overseas.

2785857	71-76	LH	front
2785856	71-76	RH	front
3444415	71-76	LH	rear
3444414	71-76	RH	rear
K3366	71-76		set of 4



## 1971-76 Valiant Wheel Opening Moldings

**OER AUTHORIZED** **AUTHENTIC RESTORATION**

Reproduction wheel opening moldings for 1971-73 Valiant/Scamp 2 door models only and 1974-76 Valiant/Scamp 2 and 4 door models. Each molding is stamped to fit vehicle contours exactly and features correct finish for an original fit and appearance. Sold individually or as a set of 4. Mounting screws included.

*Note:* Shipped overseas.

2807077	71-76	LH	front
2807076	71-76	RH	front
2932595	71-76	LH	rear
2932594	71-76	RH	rear
K8568	71-76		set of 4



## 1970-76 Duster Wheel Opening Moldings

**OER AUTHORIZED** **AUTHENTIC RESTORATION**

Reproduction wheel opening moldings for 1970-76 Duster models. Each set is stamped to fit vehicle contours exactly and features correct finish for an authentic appearance. Sold individually or as a set of 4.

*Note:* Shipped overseas.

2807077	70-76	LH	front
2807076	70-76	RH	front
3444415	70-76	LH	rear
3444414	70-76	RH	rear
K3787	70-76		set of 4



## 1968-70 Charger Wheel Opening Moldings

**OER AUTHORIZED** **AUTHENTIC RESTORATION**

Reproduction wheel opening moldings for 1968-70 Charger models. Each set is stamped to fit vehicle contours exactly and features correct finish. Sold individually or as a set of 4.

*Note:* Shipped overseas.

2932111	68-70	LH	front
2932110	68-70	RH	front
3004371	68-70	LH	rear
3004370	68-70	RH	rear
K2474	68-70		set of 4



## 1968-70 Coronet Wheel Opening Moldings

**OER AUTHORIZED** **AUTHENTIC RESTORATION**

Reproduction wheel opening moldings for 1968-70 Coronet models. Each set is stamped to fit vehicle contours exactly and features correct finish. Sold individually or as a set of 4.

*Note:* Shipped overseas.

2932285	68-70	LH	front
2932284	68-70	RH	front
2932113	68-70	LH	rear
2932112	68-70	RH	rear
K2768	68-70		set of 4



## 1970-74 Challenger Wheel Opening Moldings

**OER AUTHORIZED** **AUTHENTIC RESTORATION**

Reproduction wheel opening moldings for 1970-74 Challenger models. Each set is stamped to fit vehicle contours exactly and features correct finish for an authentic appearance. Sold individually or as a set of 4.

*Note:* Shipped overseas.

2965417	70-74	LH	front
2965416	70-74	RH	front
2965419	70-74	LH	rear
2965418	70-74	RH	rear
K2423	70-74		set of 4



# Mopar Moldings

## 1963-64 Plymouth Fury Trunk Lid Molding



OER® reproduction trunk lid molding for all 1963-64 Plymouth Fury models. This molding features the correct stainless finish and will mount like the original. Prepackaged in OER® poly tube. Made in USA.



MN2170 63-64 Plymouth Fury

## 1966 Coronet Trunk Lid Molding



OER® reproduction trunk lid molding for 1966 Coronet models. This molding mounts on the rear edge of the trunk lid. Fits upper and lower. 2 required per vehicle. Prepackaged in OER® poly tube. Made in USA.



MN1407 66 Coronet



## 1966-67 Charger Tail Panel Moldings



Reproduction of the upper rear tail panel and trunk lid moldings for all 1966-67 Dodge Charger models.

2809964	66-67	trunk lid molding
2807394	66-67	upper tail panel molding
MB1840	66-67	lower tail panel molding

## 1967 Barracuda Trunk Lid Moldings



OER® reproduction trunk lid moldings for 1967 Barracuda models. These moldings mount on the lower and upper rear portion of the trunk lid. Two required per vehicle. Mounting hardware available separately; one set required per molding. Prepackaged in OER® poly tube. Made in USA.



*Note: Although the lower molding is not cosmetically correct it will fit and function properly.*

MN1406 67 Barracuda



MN1461



MN1607



MN1462



MN1463

## 1967-69 Plymouth B-Body Trunk Trim Panels



Reproduction die-cast trunk trim panel for 1967-69 Plymouth B-Body models. These panels install between tail lamps and features correct paint scheme with the correct "PLYMOUTH" and "GTX" letters as required for an authentic appearance. Made in USA. Prepackaged in OER® poly tube.

*Note: Shipped oversize. \*Made in USA.*

MN1461*	67	GTX
MN1460	67	Satellite
MN1607*	68	GTX
2841540*	68	Sport Satellite
MN1462	68	Road Runner
MN2176	68	Satellite
MN1463*	69	GTX
2902910*	69	Sport Satellite

## 1969 Barracuda Trunk Trim Panel



OER® Authorized reproduction of the trunk trim panel for 1969 Barracuda and Barracuda Formula S models. Installs on rear body panel between tail lamps. Features correct paint scheme and wording for an authentic appearance.



MN2174



MN2175

MN2175	69	Formula S models
MN2174	69	except Formula S models

## 1970-74 E-Body Trunk Lid Molding Hardware Set

Reproduction trunk lid molding installation hardware set for 1970-74 E-Body models. This hardware set is used to mount the 3 piece molding set that installs onto the deck lid and the quarter panel. Prepackaged in OER® poly tube.



1970-71 Barracuda Gran Coupe	1972-74 Cuda
1972-74 Barracuda	1970-74 Challenger

MN1415 70-74 E-Body

# Mopar Moldings

## 1968-69 Charger Deck Opening Molding AUTHORIZED

Reproduction deck opening molding for 1968-69 Charger models. This stainless steel molding mounts to the rear of the deck lid opening and finishes off the tail panel molding set. Prepackaged in OER® poly tube.



MN1678 68-69 Charger

## 1968 Charger Outer Tail Panel Moldings AUTHORIZED

Reproduction of the outer tail panel moldings for all 1968 Dodge Charger models. This 4 piece trim set includes the two "C" shape outer moldings and the two lower connector pieces. Features correct shape, contours, mounting pin location and finish as original.




MN1608 68

## 1970 Coronet R/T Trunk Lid Molding AUTHORIZED

OER® reproduction trunk lid molding for 1970 Coronet R/T models. Features correct finish and contours as original. Prepackaged in OER® poly tube. Made in USA.



MN1409 70 Coronet R/T



## 1970 GTX Rear Moldings AUTHORIZED

OER® reproduction rear moldings for 1970 GTX models. Feature the correct stainless finish and mounts the same way as the originals. The 3 piece set includes the upper trunk lid molding and the two side quarter panel moldings. The lower trunk molding is available separately. Prepackaged in OER® poly tube. Made in USA.

MN1410 70 GTX 3 piece set  
MN1411 70 GTX lower molding

## 1970-74 Barracuda Rear AUTHORIZED

### Tail Moldings

OER® Authorized tail moldings for 1970-74 Barracuda models. Sold as a three or four piece set, these moldings mount to the rear tail panel. Mounting hardware is not included with the set. Made in USA. Prepackaged in OER® poly tube.




ME5062	70-71	Barracuda (excl. Gran Coupe)	4 piece
ME1007	70-71	Gran Coupe only	3 piece
ME1007	72-74	Barracuda	3 piece

## 1970-74 Challenger Trunk Lid Moldings AUTHORIZED

### Lid Moldings

Reproduction trunk lid moldings for all 1970-74 Challenger models. These trunk and quarter extension moldings will replace the originals exactly. These highly polished moldings are manufactured to original specifications to ensure a proper fit.



3419709	70	trunk lid molding
3419713	70	quarter extension molding - LH
3419712	70	quarter extension molding - RH
3579590	71-74	trunk lid molding
3579593	71-74	quarter extension molding - LH
3579592	71-74	quarter extension molding - RH

## 1970-74 Challenger Rear AUTHORIZED

### Tail Moldings

OER® Authorized tail moldings for 1970-74 Challenger models. These moldings are sold as a three piece set that include the trunk lid and the quarter panel moldings. Features correct finish and contours for an original fit and appearance.



K2425	70	Challenger	3 piece
K2426	71-74	Challenger	3 piece

## 1960-76 Mopar Convertible Top End Clip

OER® reproduction rear binding end clip for various Dodge and Plymouth convertible models. These polished stainless steel end clips covers and finishes both ends of the rear window outer top bow binding trim strip. Includes mounting screw. 2 required. Prepackaged in OER® poly tube.

7614749 60-76 convertible top end clip

## 1970-71 E-Body Boot AUTHORIZED

### Well Moldings

Reproduction boot well moldings for 1970-71 E-Body convertible models including Barracuda and Challenger. These three piece molding sets feature the correct stainless finish with factory contours and can be mounted using original or reproduction mounting hardware. Includes mounting hardware. Mounting hardware is also available separately.



ME175928	70-71	Barracuda (includes hardware)
ME12227	70-71	Challenger (includes hardware)
ME12228	70-71	mounting hardware

# Mopar Body Parts

**OER AUTHORIZED** **AUTHENTIC RESTORATION**

## 1967 Mopar A-Body Antenna Bezel

Reproduction antenna bezel for 1967 A-Body models including Dart and Valiant models. Manufactured as original for a perfect fit and appearance.



2770138 67 A-Body

**OER AUTHORIZED** **AUTHENTIC RESTORATION**

## 1968-69 Antenna Bezel

Reproduction antenna bezel for 1968-69 Barracuda models. Manufactured to factory specifications for an original fit, function, and appearance.



2889926 68-69 Barracuda

**OER AUTHORIZED** **AUTHENTIC RESTORATION**

## 1968-70 Mopar Antenna Bezel

Reproduction antenna bezel for 1968-70 Charger and 1970 AAR Cuda models.



MB2027 68-70 Charger  
MB2027 70 AAR Cuda

**OER AUTHORIZED** **AUTHENTIC RESTORATION**

## 1968-74 Mopar A-Body Antenna Bezel

Reproduction antenna bezel for various 1968-74 A-Body models except Barracuda. Manufactured to factory specifications featuring correct chrome-plating.



MA1539 68-74 exc. Barracuda

**OER AUTHORIZED** **AUTHENTIC RESTORATION**

## 1968-74 Mopar A, B, & E-Body Antenna Lock Nut

Reproduction antenna lock nut required to secure the antenna on all 1968-74 A, B, & E-Body models. Manufactured with a bright chrome finish as original.



MB2026 68-74 A, B, & E-Body

**OER AUTHORIZED** **AUTHENTIC RESTORATION**

## 1970-74 Challenger Antenna Bezel

Reproduction antenna bezel for various 1970-74 Challenger models. Manufactured to factory specifications with correct chrome-plating.



ME1537 70-74 Challenger

**OER AUTHORIZED** **AUTHENTIC RESTORATION**

## 1970-74 Barracuda Antenna Bezel

Reproduction antenna bezel for all 1970-74 Barracuda models. Manufactured with a bright chrome finish to factory specifications for a perfect fit and appearance.



ME1536 70-74 Barracuda



**OER AUTHORIZED** **AUTHENTIC RESTORATION**

## 1962-74 Antenna Sets

Reproduction antenna sets for 1962-74 models. Features correct chrome finish and includes the OE style mast, retainer, bezel, gasket, coax cable and chrome retainer nut. Antennas have telescoping mast, except where noted as fixed mast.

### A-Body

MN1393 62-65 A-Body  
MN1394 66-67 exc. Barracuda  
MA1439 66-67 Barracuda  
MN2110 68-69 Barracuda

### B-Body


MN1396 62-65 B-Body  
MN3062 66-67 B-Body  
MN1400 71-74 Dodge-fixed mast

### Challenger

MN1402 70 T/A, qtr mounted

### Barracuda

MN1402 70 AAR, qtr mounted



## 1971-73 E-Body Rear Window Molding Clips

Reproduction of the 20 piece molding clip set to attach the rear window moldings on 1971-73 Challenger and Cuda 2 door hardtop models.

ME533 71-73 E-Body

## 1974-76 Window Reveal Molding Clip

Factory style reproduction windshield and rear window reveal molding clip for use with various 1974-76 Dodge and Plymouth A, B, & E-Body models. This steel clip measures: 15/16" x 5/8". Sold individually. Use as required.



MD2111 74-76 A, B, & E-Body



## 1967 Barracuda Trunk Lid Molding Clip Set

OER® Authorized trunk lid molding mounting hardware for 1967 Plymouth Barracuda models. This set of 6 clips and 6 nuts molding to the trunk lid. Prepackaged in OER® poly tube.

MN2173 67 Barracuda



## 1960-76 Wheel Opening Molding Screws

OER® Authorized reproduction wheel opening molding screw set for all 1960-76 Mopar models. Manufactured to factory original specifications for an authentic appearance and precise fit. One set does one vehicle. Prepackaged in OER® poly tube.

MN2103 60-76 set of 20

# Mopar Body Parts



MM1007



MM1023

## 1968-70 Charger Bumpers with Lower Bumperettes — OER® Premier



OER® Premier reproduction chrome bumpers are the finest quality bumpers on the market. They are manufactured in heavier gauge steel and feature premium grade chrome plating as well as all original contours and details. Each bumper will fit and install exactly like the OE bumper using the existing bumper brackets or new reproduction bumper brackets. Prepackaged in OER® box with the Mopar Restoration logo. Includes the lower bumperettes.

**Note:** Shipped double oversize.

MM1007	68-70	front
MM1023	68-70	rear



MM1105

MM1106

OER AUTHORIZED

## 1970-72 Rear Bumper Guards

Factory style replacement of the rear bumper guards for 1970-72 Barracuda, 'Cuda, and Challenger models. Each guard features all the correct mounting points and beautiful bright chrome finish to replace the original in both appearance and function.

MM1105	70-72	Barracuda & 'Cuda
MM1106	70-72	Challenger



## 15" Deep Dish Trim Rings with Stepped Edge OER AUTHORIZED

Triple chrome-plated stainless steel trim rings for models with Rally Wheels. These trim rings combine the durability of stainless steel with the deep luster of chrome for a custom look that will last. Can also be used as a replacement for 15" x 7" or 15" x 8" Road Wheel or Magnum 500 Wheel. Sold in sets of four.

MP500668	69-76	15 x 7" or 15 x 8"
----------	-------	--------------------

## 1962-74 Stainless Bumper Bolts OER AUTHORIZED

This stainless bolt, used on both the front or rear on A, B, & E-Body vehicles, features the correct style head and includes a hex nut. Sold individually.



MM1701

MM1700	62-74	3/8" - 16 x 1
MM1701	62-74	7/16" - 14 x 1



## 1967-68 Magnum 500, 1969-76 Road Wheel Center Caps OER AUTHORIZED

OER® reproduction of the center cap assemblies for 1967-68 Magnum 500 and 1969-76 Road wheels. Manufactured from die-cast zinc with a stamped aluminum insert, each cap has a chrome finish with the correct patterned center insert. They feature all the correct markings on the underside for total authenticity including the Mopar Pentastar logo as original. Each set includes 4 caps, 4 retainers and 8 screws. Prepackaged in OER® chipboard box including the Mopar Restoration logo.

MD2307	67-76	caps (set of 4)
MM8278	67-76	inserts (set of 4)

OER AUTHORIZED

## 1963-68 Spare Tire Wing Nut

Reproduction of the original wing nut used to secure the spare tire in the trunk on 1963-68 models.



6023540	63-68
---------	-------

OER AUTHORIZED

## 1970-74 Challenger Trunk Lid Hinges

Reproduction trunk lid hinges for 1970-74 Dodge Challenger models. Produced in stamped steel and EDI coated for rust prevention. Sold as a pair.



MM1839	70-74	Challenger
--------	-------	------------



3756092

OER AUTHORIZED

## 1970-76 Mopar Trunk Torque Rods

Reproduction trunk lid torque rods for 1968-69 Dodge B-Body and 1970-76 A-Body models. Manufactured from the correct gauge steel and bends as original.

1968-69 Dodge B-Body, Coronet, Charger and Super Bee  
1970-76 A-Body 2 Door Hardtop and 4 Door Sedan

2838620	68-69	B-Body
3446880	70-72	A-Body
3756092	73-76	A-Body



## 1963-74 Mopar A, B, & E-Body Trunk Weatherstrip

Reproduction trunk weatherstrip for various 1963-74 Dodge and Plymouth A, B, & E-Body models. Designed to factory specifications in the correct configuration and manufactured in rubber as original to correctly replace the trunk weatherstrip. Prepackaged in OER® poly tube.

1963-73	Dart 2 door hardtop exc. Sport
1971-72	Dart 2 door hardtop
1971-72	Demon 2 door hardtop
1964-69	Barracuda 2 door fastback
1967-69	Barracuda Coupe
1970-74	Duster 2 door hardtop
1971-74	Scamp all models
1964-73	Valiant all models
1964-67	Belvedere all models
1965-67	Coronet all models
1965-67	Satellite all models
1970-73	Challenger 2 door hardtop (early 1973)
1970-73	Barracuda/'Cuda 2 door coupe (early 1973)

MD2096	63-74	A, B, & E-Body
--------	-------	----------------

# Mopar Outer Door Mirrors



## 1962-76 Mopar A & B-Body Outer Door Mirror — LH

**OER AUTHORIZED** **AUTOMATIC RESTORATION**

Reproduction of the driver side outer door mirror for 1962-66 A-Body and 1962-66 B-Body models. This is the twin post design mirror that features a bright chrome finish. Mounting hardware and gasket included.

<b>A-Body</b>	<b>B-Body</b>
1962 <i>Lancer</i>	1962 <i>Dart</i>
1962-66 <i>330</i>	1962-64 <i>Fury, Sport Fury</i>
1962-66 <i>440</i>	1962-64 <i>Savoy, Polara 500</i>
1962-66 <i>Valiant</i>	1965-66 <i>Coronet</i>
1964-66 <i>Barracuda</i>	1967-71 <i>GTX</i>
	1965-76 <i>Satellite</i>

MD2206	62-66	A-Body
MD2206	62-76	B-Body

## 1967-74 Mopar A, B-Body Outer Door Mirror — RH

Reproduction outer door mirror for 1967-74 A-Body and 1968-70 B-Body models. Manufactured with a bright chrome finish to factory specifications for a perfect fit and appearance. Mounting hardware included.

*Note: Only for use on models with driver side remote mirror.*

<b>A-Body</b>	<b>B-Body</b>	2802869
1967-69 <i>Barracuda</i>	1968-70 <i>Charger</i>	
1967-74 <i>Dart, Valiant</i>	1968-70 <i>Satellite</i>	
1970-74 <i>Scamp</i>	1968-70 <i>Coronet</i>	
1970-74 <i>Duster</i>	1968-70 <i>Belvedere</i>	
1970-72* <i>Dart Swinger</i>	1968-70 <i>Road Runner</i>	
1971-72 <i>Demon</i>	1968-70 <i>Super Bee</i>	
1973-74 <i>Dart Sport</i>	1970 <i>Superbird</i>	

### Models with Driver Side Manual Mirror

2802210	67-74	A-Body
2802210	68-70	B-Body

### Models with Driver Side Remote Mirror

2802869	67-74	A-Body
2802869	68-70	B-Body



interior adjustment mechanism

## 1966-72 A & B-Body Remote Door Mirror — LH

OER® reproduction of the driver side remote outer door mirror for 1966-72 A-Body models equipped with a vent window and remote mirror option or 1966-70 B-Body models. Features correct chrome plating, factory mounting style and includes mounting hardware. Prepackaged in OER® box with the Mopar Restoration Logo.

MD2207	66-72	A-Body
MD2207	66-70	B-Body



## 1970-73 Mopar A-Body Outer Door Mirror

**OER AUTHORIZED** **AUTOMATIC RESTORATION**

Reproduction outer door Bullet mirror for 1970-73 A-Body models. Manufactured with a bright chrome finish to factory specifications for a perfect fit and appearance. Mounting hardware included. Available individually or as a money saving pair.

MA1578	70-73	LH
MA1579	70-73	RH
881234	70-73	LH and RH

## 1970-74 B, E-Body AUTHORIZED Remote Mirror Mounting Set

Reproduction mirror mounting set for 1971-74 B-Body and 1970-74 E-Body models. Every set includes four screws and threaded retainers. This set will mount 2 mirrors.

MN2882	71-74	B-Body
MN2882	70-74	E-Body



ME1643

## 1970 Mopar E-Body Outer Door Sport Mirror

**OER AUTHORIZED** **AUTOMATIC RESTORATION**

Reproduction of the outer door Sport mirrors for all 1970 E-Body models including Barracuda, Cuda and Challenger. Available with a bright chrome finish or painted with a primer. Manufactured to factory specifications for a perfect fit and appearance. Mounting hardware included.

ME1641	70	LH	chrome	remote
ME1642	70	RH	chrome	manual
ME1643	70	LH	painted	remote
ME1644	70	RH	painted	manual

**OER AUTHORIZED** **AUTOMATIC RESTORATION**

## 1966-67 Mopar B-Body Remote Mirror Bezel

Reproduction chrome mirror bezel for 1966-67 Mopar B-Body vehicles with a driver side remote mirror. This bezel attaches the remote mechanism to the door.

MB1472	66-67	B-Body
--------	-------	--------

**OER AUTHORIZED** **AUTOMATIC RESTORATION**

## 1962-74 B-Body 1970-74 Mopar E-Body Remote Mirror Bezel

Reproduction of the remote mirror mechanism bezel for 1962-74 B-Body and 1970-74 E-Body models equipped with a driver side remote mirror. Manufactured as original, this chrome bezel attaches to the door panel.

MB1247	62-74	B-Body
MB1247	70-74	E-Body

## 1966-74 A, B & E-Body AUTHORIZED Remote Mirror Adjuster Retainer Clip

Reproduction remote mirror adjuster retainer clip for 1966-74 Dodge and Plymouth A, B, & E-Body models with remote mirror. Manufactured in steel as original, this clip holds the driver side remote mirror mechanism to the door panel.

MD3600	66-74	A, B & E-Body
--------	-------	---------------



# Mopar Outer Door Handles



## 1963-66 Mopar A-Body Outer Door Handle Set

**OER AUTHORIZED** **AUTOMATIC RESTORATION**

Reproduction outer door handle set for 1963-66 Dodge Dart and Plymouth Valiant and Barracuda models. Manufactured to exact specifications with a high quality chrome finish. Each set includes: outer door handles, push buttons, o-rings, gaskets and necessary hardware. One set does both doors.

MA1097 63-66 A-Body



## 1968-69 Mopar A & B-Body Outer Door Handles

**OER AUTHORIZED** **AUTOMATIC RESTORATION**

Reproduction outer door handles for 1968-69 A & B-Body models including Barracuda, Dart, Valiant, Belvedere Charger, Coronet and Satellite. Handles are manufactured with the correct contours and chrome finish and black push buttons as original.

MD2431 68-69 A & B-Body



## 1962-70 Mopar B-Body Outer Door Handle Set

**OER AUTHORIZED** **AUTOMATIC RESTORATION**

Reproduction outer door handles for 1962-65 B-Body models including 1962-64 Belvedere, Fury, Savoy, Sport Fury, 330, 440, Polara, Polara 500, 1965 Coronet and Satellite 1967-70, 1967-70 Dart and Valiant, 1967-69 Barracuda and 1968-70 Belvedere, Charger, Coronet, GTX, Road Runner, Super Bee and Satellite models. Manufactured with a bright chrome finish for a perfect fit and appearance. Each set includes: outer door handles, push buttons, o-rings, gaskets and necessary hardware. One set does both doors.

MB248 62-65 B-Body

MB2262 67-70 B-Body



## 1971-74 Mopar B-Body Outer Door Handle Set

**OER AUTHORIZED** **AUTOMATIC RESTORATION**

Reproduction outer door handles for 1971-74 B-Body models including Charger, Coronet, GTX, Road Runner, Satellite and Super bee. Handles are manufactured with the correct contours and chrome finish as original. Includes tension springs and mounting hardware.

MB2296 71-72 B-Body

MB2297 73-74 B-Body



ME1591



correct curvature

ME1591 profile view



flat profile

ME1592 profile view

## 1970-74 Barracuda/Challenger Outer Door Handles

**OER AUTHORIZED** **AUTOMATIC RESTORATION**

Reproduction outer door handles for 1970-74 Barracuda and Challenger models. Features the correct contours, finish and are pre-assembled ready to install. Includes mounting gaskets.

ME1591 70-74 Barracuda

ME1592 70-74 Challenger

## 1968 Mopar A-Body Door Latches

Reproduction door latches for 1968 A-Body models including Dodge Dart and Plymouth Barracuda and Valiant models.

2862771 1968 A-Body LH

2862770 1968 A-Body RH



2862555

## 1968-70 B-Body Door Striker Plate Shims

Correctly stamped reproduction of the 1968-70 striker shim plate designed for B-Body models. Manufactured in die-stamped steel with zinc-plating for corrosion resistance. Designed to shim the door striker catch to the correct thickness. Use as required.

2862555 68-70 .60mm thick

2862554 68-70 1.50mm thick

**OER AUTHORIZED** **AUTOMATIC RESTORATION**

## 1970-76 Mopar Door Lock Striker

Reproduction door lock striker for 1970-76 Dodge and Plymouth two door models. The door lock striker is installed on the door jamb for either the LH or RH door. Sold individually; 2 required per car.

MEB152 70-76 A-Body 2 dr models

MEB152 70-74 B-Body 2 dr models

MEB152 70-74 E-Body all models



## Door Striker Bolt Washers

Reproduction of the door striker bolt washer manufactured in die-stamped steel and finished in clear zinc coating. Used to correctly position the door striker bolt for proper alignment with the door latch assembly. Use as required.

4469196 1.25mm thick

4469197 2.00mm thick

4469195 4.00mm thick



## 1969-76 Dodge/Plymouth Door Lock Rod Retaining Clip

**OER AUTHORIZED** **AUTOMATIC RESTORATION**

Reproduction of the clip that retains the two inner door lock rods. This nylon clip joins the horizontal rod from the door latch with the vertical rod that the door lock knob screws on to. Sold individually. One required per door. Fits into a 17/64" hole and secures a 5/32" rod. Prepackaged in OER® poly tube.

K4013 69-76 various models



# Mopar Window Regulators



MM1088

## 1966-70 B-Body Door Window Regulators

OER® reproductions of the original front door window regulators used on 1966-70 two door Mopar B-Body models. Manufactured from stamped steel construction and features the correct splined shaft and correct retaining screw threads for use with OEM or reproduction crank handles. These are coated in clear zinc-plating to ensure long lasting corrosion resistance. The roller is preattatched during assembly. Prepackaged in OER® box.

1966-70	Belvedere	1967-70	GTX
1966-70	Coronet	1968-70	Super Bee
1966-70	Satellite	1968-70	Road Runner
1967	Charger	1970	Superbird

MM1088	66-70	B-Body	LH
MM1089	66-70	B-Body	RH



MM1780

## 1970-74 Barracuda and Challenger Door Window Regulators

OER® reproduction front window regulators for 1970-74 Dodge and Plymouth E-Body models including Barracuda, 'Cuda and Challenger models. All stamped steel construction, features correct splined shaft and correct retaining screw threads for use with OEM or reproduction crank handles. Regulators also include rubber insulators on the scissor arms as original. These are coated in clear zinc plating to ensure long lasting corrosion resistance. The roller is preattatched during assembly. Prepackaged in OER® box.

### Barracuda/Cuda

MM1780	70	LH
MM1781	70	RH
MM1782	71-74	LH
MM1783	71-74	RH

### Challenger

MM1784	70	LH
MM1785	70	RH
MM1786	71-74	LH
MM1787	71-74	RH



ME8148

## OER AUTHORIZED



## 1970-72 E-Body Door Glass Guides

Reproduction of the door glass channel guides on 1970-72 Barracuda and Challenger models. Used to guide the door glass as it moves up and down inside the door. Every set includes the front guide, rear guide, and the front lower retainer bracket.

**Notes:** These guides are correct for 1970-72 models but will fit and function on 73-74 models with the correct 1970-72 glass hardware.

ME8148	70-74	E-Body	LH
ME8149	70-74	E-Body	RH

## 1970-73 E-Body Door Glass Guide

OER® reproduction door glass guide for 1970-73 Dodge and Plymouth E-Body models. For use on 1970-72 and 1973 1st design doors (not 1974). When the guide wears out, the window will tend to rattle and possibly produce fine scratches when being rolled up or down. Replacing the broken or missing guides will help to fix this problem. Sold individually. 2 required per door, 4 required per vehicle. Prepackaged in OER® poly tube.



MM1767	70-72	all
MM1767	73	1st design

## 1970-74 E-Body Door Window Hardware

OER® reproduction door window hardware set for 1973-74 E-Body models including Barracuda and Challenger models. This set services the inner door components associated with the proper mounting and operation of the door glass regulator mechanism. Manufactured from high-quality injection molded material just as original. Includes: SAE thread studded roller bushing and inserts to thread the glass to the horizontal track and rollers for the vertical track. Include plastic end stops. One set does both doors. Prepackaged in OER® poly tube.



ME8141

ME8140	70-72	E-Body
ME8141	73-74	E-Body



## 1966-70 Quarter Window Rollers

OER® reproduction of the Mopar quarter window glass rollers for 1966-70 B-Body models. Manufactured from high-quality injection molded material with precision machined and stamped steel components same as original. All necessary hardware included to replace both LH and RH quarter window rollers. 1 set required per vehicle. Prepackaged in OER® poly tube.

1966-70	Charger	1967-70	GTX
1966-70	Coronet	1968-70	Super Bee
1966-70	Belvedere	1968-70	Road Runner
1966-70	Satellite	1970	Superbird

MM1770	66-70
--------	-------



## 1970-74 E-Body Quarter Window Rollers

OER® reproduction quarter window roller sets for 1970-74 Mopar E-Body models. Each set includes all the necessary hardware and rollers to repair the both LH and RH rear quarter windows. Includes: 2 rollers, 2 glass guides and 2 window stops. Prepackaged in OER® poly tube

ME8142	70-74	E-Body
--------	-------	--------



## 1970-74 E-Body Quarter Vertical Seals

Reproduction quarter vertical seals for 1970-74 Mopar E-Body hardtop and convertible models. Manufactured from rubber with a steel insert as original. Sold as a pair. Prepackaged in OER® poly tube.

**Notes:** Fits late 1970 model cars built after July 1, 1970.

ME830	70-74	all, (late 1970)
-------	-------	------------------

# Mopar Side Marker Lenses



## 1968 Dodge A & B-Body Side Marker Lamp **OER AUTHORIZED**

Reproduction curved style side marker lamp assemblies for various 1968 Mopar A & B-Body models. Each assembly features correct lens coloration and includes the bezel, bulb housing, socket, lens gasket, and retaining hex nut to correctly replace the original. Sold individually.

**Note:** Coronet and Super Bee used flat lamps on the front and curved lamps on the rear.

MD2054A	68	front	Dart/Charger only
MD2055A	68	rear	all



## 1969 Mopar A & B-Body Side Marker Lenses **OER AUTHORIZED**

Reproduction side marker lenses for all 1969 A & B-Body models except wagons. Lenses are available for both front and rear side markers. Manufactured to factory specifications with the correct contours and coloration for an original fit and appearance. Sold in pairs.

MD2056	69	front	except wagon
MD2057	69	rear	except wagon



## 1969 Mopar A & B-Body Side Marker Bezels **OER AUTHORIZED**

Reproduction side marker bezels for all 1969 A & B-Body models except wagons. For use on both front and rear side markers. Manufactured to factory specifications with the correct finished proper contours for an original fit and appearance. Sold in pairs. Two pair required per vehicle.

MD2060	69	except wagon
--------	----	--------------



## 1969-72 Mopar A, B, & E-Body Fender Mounted Turn Signals **OER AUTHORIZED**

Reproduction of the front fender mounted turn signal assemblies for the 1969-72 Dodge and Plymouth A, B, & E-Body models listed. Manufactured to factory specifications for a perfect fit and appearance. Sold in pairs.

**A-Body**  
1969-70 and 72 Valiant  
1970-72 Dart  
1970 G 72 Duster

**B-Body**  
1972 Scamp  
1969 Belvedere  
1969 Satellite  
1969-71 Coronet  
1971 Charger

**E-Body**  
1970 Challenger with 340


MD326	69-72	A, B, & E-Body
-------	-------	----------------



## 1970-71 Plymouth Front and Rear Side Marker Lenses **OER AUTHORIZED**

Reproduction of the side marker lenses for various 1970-71 Plymouth B-Body models including 1970 GTX/Road Runner and 1970-71 Duster models. Manufactured to factory specifications with the correct markings and lens color.

MD2058	70-71	front
MD2059	70-71	rear



## 1970 Plymouth Front and Rear Side Marker Assembly **OER AUTHORIZED**

Reproduction of the side marker assemblies for various 1970 Plymouth B-Body models including 1970 GTX/Road Runner. Manufactured to factory specifications with the correct markings and lens color.

MB1790	70	front	LH
MB1791	70	front	RH
MB1793	70	rear	LH
MB1792	70	rear	RH



## 1971 Charger and Super Bee Side Markers **OER AUTHORIZED**


Reproduction front and rear side marker assemblies for 1971 Dodge Charger and Super Bee models. Each assembly is manufactured to factory specifications with the correct housing and proper lens color. Fits both LH and RH. 2 required per vehicle.

MB1794	71	front	LH or RH
MB1795	71	rear	LH or RH

## 1971-72 Duster Turn Signal Pigtail and Socket **OER AUTHORIZED**

Reproduction park lamp pigtail and socket for 1971-72 Plymouth Duster models equipped with a sharktooth grill. Manufactured to original specifications with correct twist on style sockets, based on the 1972 design 3 blade connector. It is constructed in stamped steel with a rubberized protective boot. Bulb sold separately. Prepackaged in OER® poly tube.

3513307	71-72	Twister/340
---------	-------	-------------



## 1972-76 A, B, & E-Body Side Marker Lenses **OER AUTHORIZED**

OER® Authorized reproduction of the front and rear side marker lamp lens for 1972-76 A-Body, 1972-75 B-Body and 1972-74 E-Body models. These lenses include a gasket.

			1972-76 A-Body
			1972-75 B-Body
			1972-74 E-Body
3587436	72-76	front	
3587440	72-76	rear	

# Mopar Park Lamp Lenses

## 1964 Polara Park Lamp Lenses

**OER AUTHORIZED**

Reproduction of the park lamp lenses for all 1964 Polara models. Manufactured to factory specifications for an authentic appearance.



MB5980 64 Polara



MA172

MA2069

## 1968 Dart Park Lamps and Lenses

**OER AUTHORIZED**

Reproduction of the park lamp assemblies for all 1968 Dart models. Manufactured to factory specifications for an authentic appearance, assemblies include the housings and lenses. Park lamp lenses includes the lens-to-housing gaskets.

MA172 68 Dart assembly  
MA2069 68 Dart lens only



MB5984

MB5986

## 1968-69 Coronet Park Lamps and Lenses

**OER AUTHORIZED**

Reproduction of the park lamp assemblies for 1968-69 Coronet models. Assemblies include the housings and the lenses that are manufactured with the correct circular pattern and amber color for a authentic appearance. Park lamp lenses includes the lens to housing gaskets.

MB5984 68-69 Coronet assembly  
MB5986 68-69 Coronet lens only



MB5986

MB2124

## 1970 B-Body Park Lamps and Lenses

**OER AUTHORIZED**

Reproduction of the park lamp assemblies for 1970 B-Body models including Belvedere, GTX, Road Runner, Satellite, and Superbird models. Manufactured to factory specifications for a authentic appearance. Park lamp lenses include gaskets.

MB5986 70 B-Body assembly  
MB2124 70 B-Body lens only



MB5144

MD2062

## 1970 Charger, 70-74 Challenger Park Lamp Assembly

**OER AUTHORIZED**

Each factory style reproduction park lamp lens is manufactured to factory exact factory specifications. Lenses are injection molded with quality materials and feature correct markings with Pentastar logo. Officially Licensed Mopar Authentic Restoration Product. Prepackaged in OER® chipboard box.

### Park Lamp Assembly

ME8144 70-74 LH  
ME8145 70-74 RH

### Lenses Only

MD2062 70 Charger  
MD2062 70-74 Challenger



MA1164

## 1970-72 A-Body Park Lamp Lens Gaskets

OER® reproduction of the park lamp lens gaskets for the 1970-72 Dodge and Plymouth A-Body models listed. Each gasket is manufactured using high quality gasket material which is precision cut same as the original. Each set includes the perimeter lens gaskets and the circular ring gaskets used on the bulb flange. 4 piece set, 1 set required per vehicle. Prepackaged in OER® poly tube.

**Note:** MA1170 fits 1970-71 Dart, 1971 Demon. MA1164 fits 1970 Valiant, 1970-72 Duster (exc. 1971-72 with Sharktooth grill).

MA1170 70-71 4 piece set  
MA1164 70-72 4 piece set



MA1181

3478549

## 1971-72 Duster Sharktooth Park Lamp Lenses & Gaskets

**OER AUTHORIZED**

Reproduction park lamp lenses and gaskets for 1971-72 Duster models equipped with a Sharktooth grill. Lenses are manufactured from injection molded plastic and feature all the correct markings, Pentastar logo, and silver trim as original. Set includes: 2 lenses, 2 gaskets, 8 screws and mounting box. The gaskets are die-cut sponge rubber with a peel and stick self-adhesive backing for easy installation. Prepackaged in OER® poly tube with Mopar logo.

### Lenses and Gaskets

MA1181 71-72 lenses  
3478549 71-72 gaskets

### Mounting Hardware

MA4743 71-72



## 1971-74 Charger Park Lamp Lenses

**OER AUTHORIZED**

Reproduction of the park lamp lenses for all 1971-74 Charger models. Manufactured to factory specifications with the center square design and clear lens as original.

MB2123 71-74 Charger



ME1525

ME1308

## 1972-74 Barracuda Park Lamp Lenses and Bezels

**OER AUTHORIZED**

Reproduction of the park lamp lenses and bezels for all 1972-74 Barracuda models. Manufactured to factory specifications. Lens gasket not included.

ME1525 72-74 lenses  
ME1308 72-74 bezels



## 1973-74 Dart Park Lamp Lens Gaskets

Reproduction of the park lamp lenses gaskets for 1973-74 Dart, Dart Swinger, Dart Sport, Dart 340 and Dart 360. This 4 piece set includes: the perimeter lens seal and the circular ring seal used on the bulb flange. One set required per vehicle. Prepackaged in OER® poly tube.

MA1172 73-74 Dart

# Mopar Tail Lamp Lenses



## 1964 Dodge Polara

### Tail Lamp Lens OER AUTHORIZED

Reproduction tail lamp lenses for 1964 Dodge Polara models. Manufactured as original for a perfect fit and appearance. Lens to housing gaskets are included. Sold in pairs.

MB2128	64	Polara
--------	----	--------



OER AUTHORIZED

## 1968 Dodge Dart Tail Lamp Lens

Reproduction tail lamp lenses for all 1968 Dodge Dart models. Manufactured to factory specifications for a perfect fit and appearance. Gaskets included, sold in pairs.

MA2081	68	Dart
--------	----	------



OER AUTHORIZED AUTHENTIC RESTORATION

## 1970 Dodge Dart Tail Lamp Lens

Reproduction tail lamp lenses for all 1970 Dodge Dart models. Manufactured as original for a perfect fit and appearance. Sold in pairs.

MA2083	70	Dart
--------	----	------



OER AUTHORIZED AUTHENTIC RESTORATION

## 1967 Dodge Dart Tail Lamp Assemblies

Reproduction tail lamp assemblies for all 1967 Dodge Dart models. Manufactured to factory specifications for a perfect fit and appearance. Sold in pairs.

MA8170	67	Dart
--------	----	------



OER AUTHORIZED

## 1969 Dodge Dart Tail Lamp Lens

Reproduction of the tail lamp lenses for all 1969 Dodge Dart models. Manufactured as original for a perfect fit and appearance. Gaskets included, sold in pairs.

MA2082	69	Dart
--------	----	------



## 1968 Dodge Dart Tail Lamp Assemblies OER AUTHORIZED

Reproduction tail lamp assemblies for all 1968 Dodge Dart models. Manufactured to factory specifications for a perfect fit and appearance. Sold in pairs.

MA8171	68	Dart
--------	----	------



MA2477

2930725

## 1968-69 Dodge Dart

### Tail Lamp Housings OER AUTHORIZED

Reproduction inner tail lamp housings for all 1968-69 Dodge Dart. Manufactured as original with a bright chrome finish and the inner red baffle lenses. Sold individually.

MA2477	68	LH
--------	----	----

MA2478	68	RH
--------	----	----

2930725	69	LH
---------	----	----

2930724	69	RH
---------	----	----



MB2139

## 1971 GTX/Road Runner

### Tail Lamp Lens OER AUTHORIZED

Reproduction tail lamp lenses for 1971 GTX and Road Runner models. Manufactured with or without black trim as original. Lens to housing gaskets are included. Sold in pairs.

MB5982	71	with black trim
--------	----	-----------------

MB2139	71	without black trim
--------	----	--------------------



MB5983

OER AUTHORIZED

## 1973-74 Charger Tail Lamp Lens

Reproduction tail lamp lenses for 1973-74 Charger models. Manufactured with or without silver trim as original. Lens to housing gaskets not included. Sold in pairs.

MB2145	73-74	with silver trim
--------	-------	------------------

MB5983	73-74	w/o silver trim
--------	-------	-----------------

# Mopar Back-Up Lenses/Bezels



## 1966 Coronet Tail Lamp Bezels

OER® reproduction tail lamp bezel for all 1966 Dodge Coronet models. Manufactured as original for a correct fit and appearance. Sold as a pair. Prepackaged in OER® poly tube. Made in USA.

MB1456 66 Coronet



## 1966-67 Charger Tail Lamp Bezels

Reproduction of the "C" shaped tail lamp bezels for all 1966-67 Dodge Charger models. Manufactured to factory specifications for a perfect fit and appearance. Sold in pairs. Made in USA.

MB2155 66-67 Charger



MB1986

## 1967 Plymouth GTX/Satellite Tail Lamp Bezels

Reproduction tail lamp bezels for 1967 Plymouth GTX and Satellite models. Available with Argent Silver or red painted inners as original. Manufactured to factory specifications for a perfect fit and appearance. Sold in pairs. Made in USA.

MB1986 67 w/Argent Silver inners  
MB2161 67 with red inners



MA2088



MA2089

OER AUTHORIZED

## 1968-69 Dodge Dart Tail Lamp Bezels

Reproduction tail lamp bezels for 1968-69 Dodge Dart models. Manufactured to factory specifications for a perfect fit and appearance. Sold in pairs.

MA2088 68 Dart  
MA2089 69 Dart



## 1969 Road Runner Tail Lamp Bezels

Reproduction die-cast tail lamp bezels for 1969 Plymouth Road Runner models. These bezels are manufactured to original specifications in the USA and feature correct markings for an authentic replacement. Sold as a pair. Made in USA.

MB2167 69 Road Runner

## 1971 GTX/Road Runner Tail Lamp Bezels

Factory style reproduction tail lamp bezels for 1971 GTX and Road Runner models.

Enhance the appearance of your Mopar by replacing pitted, damaged or missing original tail lamp bezels with these high-quality bezels. Sold in pairs and feature all correct markings.

MB2165 71 GTX/Road Runner



OER AUTHORIZED

## 1964 Polara Back-Up Lamp Lenses

Reproduction of the back-up lamp lenses for all 1964 Polara models. Manufactured to factory specifications for an authentic appearance. Gaskets are included.

MB5981 64 Polara

## 1963-65 B-Body Back-Up Lamp Assembly

OER AUTHORIZED

Replacement back-up lamp assemblies for 1963-65 Plymouth B-Body models. Features the correct lens pattern, chrome housing, and lens to housing gasket.

Note: Will not fit wagon models.

MB1771 63-65 Belvedere  
MB1771 65 Satellite



OER AUTHORIZED

## 1970 B-Body Back-Up Lamp Lens

Reproduction back-up lamp lens for 1970 Plymouth GTX and Road Runner Satellite and Super Bird models. Manufactured to factory specifications.

MB274 70 B-Body

## 1970 B-Body Back-Up Lamp Assembly

OER AUTHORIZED

Reproduction back-up lamp assemblies for 1970 B-Body models including Belvedere, GTX, Road Runner, Satellite and Superbird. Manufactured to factory specifications.

MB5985 70 B-Body



# Mopar Underhood Components



OER AUTHORIZED



## 1970-76 Dodge Dart/Plymouth Duster Dual Snorkel Hood Scoops

Reproduction dual snorkel style hood scoops designed to fit the Dodge Dart and Plymouth Duster hood. Manufactured out of fiberglass and designed to use with stock Ram Air. Made in USA.

MA2445	70-72	Dart
MA2447	70-76	Duster



OER AUTHORIZED



## 1967-68 Dart/Coronet Hood Latch

Reproduction of the original hood latch for 1967-68 Dodge B-Body models including Dart and 1967 Dodge B-Body models including Coronet exc. Charger.

2802432	67	Coronet exc. Charger
2802432	67-68	Dart



OER AUTHORIZED



## 1968-74 Mopar A, B, & E-Body Horns

Reproduction horn assemblies for 1968-74 Mopar A, B, & E-Body models. Each horn assembly is manufactured to factory specifications including correct OEM markings, and designed to produce the correct pitch notes as original. Mounting may vary from original on some models. Prepackaged in OER<sup>®</sup> box. Officially Licensed by Mopar.

MH108	68-70	A-Body
MH108	62-74	B-Body exc RR, Chrg
MH108	72-74	E-Body
MH109	67-71	B-Body
MH109	70-71	E-Body

## 1963-76 Mopar Temperature Sending Unit

Reproduction temperature sending unit for various 1963-76 Mopar vehicles. This sending unit provides a signal for the temperature gauge or warning lamp.

1968-76 Mopar A, B, & E-Body with AC  
1963-76 Mopar A, B, & E-Body without AC

2426458	63-76	A, B, & E-Body
---------	-------	----------------



2095608



2444442

OER AUTHORIZED

## 1962-74 Mopar Starter Relays

Service replacement starter relay for 1962-74 Mopar models. This relay mounts on the inner fenderwell near the battery and provides the original function.

Note: \*1966-74 Mopar A, B, & E-Body except 1964-69 models with manual transmission

2095608	62-65	automatic trans
2095609	62-65	manual trans
2444442	66-74	all
2444453	66-69	manual trans



MM1138

## 1967-74 Mopar A, B-Body Fender Braces

Reproduction steel fender braces for various 1967-74 Mopar A, B-Body models. Manufactured to factory specifications from black zinc steel as original. Sold individually, 2 required per vehicle. Made in USA. Prepackaged in OER<sup>®</sup> poly tube.

MM1139	67-74	A-Body
MM1139	66-67	B-Body exc. Charger
MM1138	68-69	B-Body exc. Charger



## 1967-69 A-Body Wire Strap Set

Reproduction wire strap set for various 1967-69 A-Body models. These straps are used to retain wire harnesses at various locations under the hood. Set of 6 straps. Prepackaged in OER<sup>®</sup> poly tube.

MD651102	67-69	A-Body
----------	-------	--------



MD2387

OER AUTHORIZED



## 1963-66 Mopar Battery Tray

Reproduction of the battery tray for all 1963-66 A-Body and 1966-69 B-Body models. Stamped steel battery tray features the correct contours as original and EDP coated for rust prevention.

MA2265	63-66	A-Body
MB2387	66-69	B-Body



MD2456

## 1963-74 Mopar Battery Tray Support Bracket

Reproduction battery tray support bracket for 1963-74 A, B, & E-Body models. This bracket is designed to support the battery tray inside the engine compartment. 2 required per vehicle.

1963-66 A-Body Dart and Valiant 1970-74 E-Body 1966, 1971-72 B-Body

2208591	63-66	A-Body
MD2456	66	B-Body 2 req'd
MD2456	71-72	B-Body 1 req'd
MD2456	70-74	E-Body 1 req'd

## 1970-72 Negative Battery Cable

Reproduction negative battery cables for 1970-72 Dodge and Plymouth models. Cables feature correct lead length and markings. Prepackaged in OER<sup>®</sup> poly tube.

<b>B-Body</b>	<b>E-Body</b>
1970-71 383, 440, 440+6	1970-71 383, 440, 440+6
1972 400, 440	

MD2569	70-72
--------	-------

## 1969-74 Positive Battery Cable

Reproduction positive battery cables for 1969-74 Dodge and Plymouth models. Cables feature correct lead length and markings. Prepackaged in OER<sup>®</sup> poly tube.

<b>A-Body</b>	<b>B-Body</b>	<b>E-Body</b>
1969-70 Big block	1969-72 Big block	1969-71 Big block
1971-74 Six cylinder	1971-72 Six cylinder	1970-72 Six cylinder

MB2534	69-70	big block
MD2570	70-74	6 cyl. & big block

# Mopar Wiper Parts

**OER AUTHORIZED** **AUTHENTIC RESTORATION**

## 1967-70 Mopar B-Body Windshield Washer Fitting

Reproduction of the windshield washer fluid fitting for 1967-70 B-Body models. Factory style fitting in the correct configuration for the models listed.



1967-70 Charger	1967-70 GTX
1967-70 Satellite	1967-70 Super Bee
1967-70 Coronet	1968-70 Road Runner
1967-70 Belvedere	1970 Superbird

667321 67-70 B-Body "F" style

## 1970-74 Mopar B & E-Body Windshield Washer Fitting

**OER AUTHORIZED** **AUTHENTIC RESTORATION**

Reproduction of the windshield washer fluid fitting for 1971-74 B-Body and 1970-74 E-Body models. Factory style fitting in the correct configuration for the models listed.



<b>B-Body</b>	<b>E-Body</b>
1971-74 Charger	1970-74 Barracuda
1971-74 Satellite	1970-74 Cuda
1971-74 Coronet	1970-74 Challenger
1971 GTX	
1971 Super Bee	
1971-74 Road Runner	

667323 70-74 "airplane" style

## 1963-70 A & C-Body Windshield Washer "F" Fitting

**OER AUTHORIZED** **AUTHENTIC RESTORATION**

OER® reproduction factory style windshield washer "F" connector for 1963-70 Dodge and Plymouth A & C-Body models. Manufactured to original specifications and feature the correct off-white color plastic for an unmatched fit and appearance. Sold individually. One required per car. Prepackaged in OER® poly tube.



667322 63-70 A-Body  
667322 63-70 C-Body



## 1968-70 B-Body Windshield Washer Jar

Reproduction windshield washer jar for all 1968-70 Dodge and Plymouth B-Body models. Jar is manufactured from high-quality blow molded plastic material and features the correct markings as original. Includes: filler cap, pump grommet and mounting hardware for installation. Features correct mounting points and a clear finish. Officially Licensed Mopar Authentic Restoration Product. Prepackaged in OER® poly tube.

*Note: For use with electric washer pump (pump not included).*

MB2289 68-70 B-Body



K6673



K6675

**OER AUTHORIZED**

## 1966-74 Mopar A, B, & E-Body Windshield Washer Nozzle Kits

Reproduction of the factory style windshield washer nozzles for 1966-74 Dodge and Chrysler A, B, & E-Body models. Windshields wiper nozzles are built to original specifications and feature correct painting for an un-matched fit and appearance. Washer nozzle kits include: nozzles, mounting tabs and screws where applicable.

K6671 67-74 A-Body  
K6673 66-67 B-Body  
K6675 68-70 B-Body  
K6677 71-72 B-Body  
K6679 70-71 E-Body



## 1968-69 A-Body "Anco Style" Windshield Wiper Arms

OER® reproductions of the "Anco style" wiper arms for 1968-69 A-Body Dodge and Plymouth models. Made from stamped and formed polished stainless steel and a chrome-plated cap with correct design spline. Will work with both aftermarket and OE wiper blades. Prepackaged in OER® poly tube.

2889951 68-69 A-Body



ME7601



ME7602

## 1968-74 A, B, & E-Body "Anco Style" Wiper Blades/Inserts

OER® reproduction windshield wiper blades and inserts for the various Dodge and Plymouth models listed. These 16" "Anco style" wiper blades are manufactured from stamped steel with a quality molded rubber insert. Blades sold as a pair. Replacement rubber inserts are available and sold individually. Prepackaged in OER® poly tube.

<b>A-Body</b>	<b>B-Body</b>
1968-71 All	1968-71 All
1972-74 Two door hardtop	<b>E-Body</b>
1972-74 Four door sedan	1970-74 All

ME7601 68-74 wiper blades

ME7602 68-74 replacement inserts



## 1970-74 E-Body "Anco Style" Windshield Wiper Arms

OER® reproductions of the "Anco style" wiper arms for 1970-74 Dodge and Plymouth E-Body models. Made from stamped and formed polished stainless steel and a chrome-plated cap with correct design spline. Will work with both aftermarket and OE wiper blades. Sold as a pair. Prepackaged in OER® poly tube.

ME7600 70-74 E-Body



# Mopar Fuel Tanks

## OER® Authorized Fuel Tanks

These reproduction fuel tanks are manufactured to factory specifications from stamped steel and are available in a variety of finishes to suit your build. Basic zinc coated steel tanks are a great value, offering strong corrosion resistance at a reasonable price. Ni-terne steel tanks provide an OE quality appearance for discerning restorers. For show quality builds, stainless steel tanks offer superior corrosion resistance with a spectacular polished finish.

### Zinc Coated Fuel Tanks ★★★★★

- Quality Replacement Tank
- Standard Corrosion Resistance
- Manufactured to Factory Specifications



### Ni-Terne Steel Fuel Tanks ★★★★★

- OE Quality Reproduction Tank
- Exceptional Corrosion Resistance
- Manufactured to Factory Specifications



### Stainless Steel Fuel Tanks ★★★★★

- Show Quality Replacement Tank
- Superior Corrosion Resistance
- Stainless Steel Polished Finish
- Manufactured to Factory Specifications



**OER** AUTHORIZED

## 1963-76 A-Body Dodge and Plymouth Fuel Tank

This replacement fuel tank for 1963-76 A-Body models is designed for an original appearance and fit. Tanks are available manufactured from aftermarket zinc coated steel, Ni-Terne steel as original, or stainless steel. Lock ring and gasket not included.

*Note: Shipped double oversize.*

### Zinc Coated Steel

FT6000A	63	18 gal.	
FT6001A	64-66	18 gal.	with 2" filler hole
FT6002A	67	18 gal.	with 2-1/4" filler hole
FT6003A	68-70	18 gal.	without vent pipe
FT6004A	70-71	16 gal.	with 4 vent pipe (side)
FT6005A	71-76	16 gal.	with 1 vent pipe (front)

### Original Ni-Terne Steel

FT6000B	63	18 gal.	
FT6001B	64-66	18 gal.	with 2" filler hole
FT6002B	67	18 gal.	with 2-1/4" filler hole
FT6003B	68-70	18 gal.	without vent pipe
FT6004B	70-71	16 gal.	with 4 vent pipes (side)
FT6005B	71-76	16 gal.	with 1 vent pipe (front)

### Stainless Steel

FT6001C	64-66	18 gal.	with 2" filler hole
FT6003C	68-70	18 gal.	without vent pipe
FT6005C	71-76	16 gal.	with 1 vent pipe (front)

## 1962-73 B-Body Dodge and Plymouth Fuel Tanks

These replacement fuel tanks for 1962-73 B-Body models are designed for an original appearance and fit. Manufactured from aftermarket zinc coated steel, Ni-Terne steel as original or stainless steel. Lock ring and gasket not included.

*Note: Shipped double oversize.*

### Zinc Coated Steel

FT6006A	62-63	all	15 gal.
FT6007A	64-65	all	15 gal.
FT6008A	66-67	all	19 gal.
FT6009A	68-70	Charger	19 gal. without EEC
FT6010A	70	Charger	19 gal. 4 vent pipes (side)
FT6011A	68-70	exc. Charger	19 gal. 2 vent pipes (front)
FT6012A	70	exc. Charger	19 gal. 4 vent pipes (side)
FT6013A	71-72	before 4/72	19 gal. 4 vent pipes (side)
FT6014A	72-73	after 4/72	19 gal. 4 vent pipes (front)

### Original Ni-Terne Steel

FT6006B	62-63	all	15 gal.
FT6007B	64-65	all	15 gal.
FT6008B	66-67	all	19 gal.
FT6009B	68-70	Charger	19 gal. without EEC
FT6010B	70	Charger	19 gal. 4 vent pipes (side)
FT6011B	68-70	exc. Charger	19 gal. 2 vent pipes (front)
FT6012B	70	exc. Charger	19 gal. 4 vent pipes (side)
FT6013B	71-72	before 4/72	19 gal. 4 vent pipes (side)
FT6014B	72-73	after 4/72	19 gal. 4 vent pipes (front)

### Stainless Steel

FT6007C	64-65	all	15 gal.
FT6008C	66-67	all	19 gal.
FT6009C	68-70	Charger	19 gal. without EEC
FT6011C	68-70	exc. Charger	19 gal. 2 vent pipes (front)

## 1970-74 E-Body Dodge and Plymouth Fuel Tanks

These fuel tanks for 1970-74 E-Body models are designed for an original appearance and fit. Manufactured from aftermarket zinc coated steel, Ni-Terne steel as original or stainless steel. Lock ring and gasket not included.

*Note: Shipped double oversize.*

### 1970-74 Dodge Challenger

#### Zinc Coated Steel

FT6015A	70	all	18 gal. without vent pipe
FT6016A	71-72	before 4/72	18 gal. 4 vent pipes (side)
FT6017A	72-74	after 4/72	18 gal. 4 vent pipes (front)

#### Original Ni-Terne Steel

FT6015B	70	all	18 gal. without vent pipe
FT6016B	71-72	before 4/72	18 gal. 4 vent pipes (side)
FT6017B	72-74	after 4/72	18 gal. 4 vent pipes (front)

#### Stainless Steel

FT6015C	70	all	18 gal. without vent pipe
FT6016C	71-72	before 4/72	18 gal. 4 vent pipes (side)
FT6017C	72-74	after 4/72	18 gal. 4 vent pipes (front)

### 1970-74 Plymouth Barracuda

#### Zinc Coated Steel

FT6018A	70	all	18 gal. 1 vent pipe (side)
FT6019A	71-72	before 4/72	18 gal. 4 vent pipes (side)
FT6020A	72-74	after 4/72	18 gal. 4 vent pipes (front)

#### Original Ni-Terne Steel

FT6018B	70	all	18 gal. 1 vent pipe (side)
FT6019B	71-72	before 4/72	18 gal. 4 vent pipes (side)
FT6020B	72-74	after 4/72	18 gal. 4 vent pipes (front)

#### Stainless Steel

FT6018C	70	all	18 gal. 1 vent pipe (side)
FT6019C	71-72	before 4/72	18 gal. 4 vent pipes (side)
FT6020C	72-74	after 4/72	18 gal. 4 vent pipes (front)

# Mopar Fuel Parts

**OER AUTHORIZED** **AUTHEMATIC RESTORATION**

## 1967-71 Mopar A-Body Fuel Cap

Reproduction fuel cap for 1967-71 Dodge and Plymouth A-Body models. Manufactured as original, this non-vented cap is available with a primer or chrome finish.

MA8173 67-71 primed  
MA8174 67-71 chrome



MA8174

**OER AUTHORIZED** **AUTHEMATIC RESTORATION**

## 1969-70 Quick-Fuel Fuel Cap

Reproduction of the quick-fill fuel cap for 1969 Barracuda and 1969-70 Charger models. Manufactured with great attention to detail, this cap offers a factory like appearance with chrome plating and chrome "FUEL" lettering on a black background.

MF362 69-70



**OER AUTHORIZED** **AUTHEMATIC RESTORATION**

## 1968-70 Mopar Gas Cap

Correct reproduction gas cap for various models listed. This is a non-locking and non-vented cap that is for both 6 cylinder and V8 models.

1968-70 Coronet, Belvedere, Satellite

15137 68-70



**OER AUTHORIZED** **AUTHEMATIC RESTORATION**

## 1967-76 Mopar A-Body Gas Cap

Reproduction of the vented fuel cap for 1967-76 Mopar A-Body models. Manufactured to original specifications with a primer finish ready to prep and paint.

MF368 67-76 A-Body



**OER AUTHORIZED** **AUTHEMATIC RESTORATION**

## 1970-74 Challenger Fuel Cap

Reproduction of the fuel cap for 1970-74 Dodge Challenger models. Manufactured as original, these vented caps come with a primer finish ready to paint and install.

ME1756 70-71 primed  
ME1757 72-74 primed



ME1757



## 1970-74 Challenger "Quick-Fill" Fuel Cap

Replacement "Quick-Fill" fuel cap for 1970-71 Challenger R/T models. Also known as the "Pit-Stop" gas cap, these fuel caps are manufactured to factory specifications. 1970-71 models featured a chrome-plated cap with chrome "FUEL" lettering on a black background in the center.

*Note: Trim ring not included.*

1970-71 Challenger R/T  
1970-71 Challenger non-R/T models  
1972-74 All Challenger models

MF367 70-74 Challenger

**OER AUTHORIZED** **AUTHEMATIC RESTORATION**

## 1968-70 "Quick-Fill" Cap Trim Ring

Reproduction of the trim ring for the "Quick-Fill" fuel cap on 1968-70 Charger models. Manufactured with great attention to detail, this trim ring offers a factory like appearance with chrome plating and black accents as original.

MF364 68-70 Charger



## 1962-76 Dodge/Plymouth Fuel Sending Unit Lock Ring & Gasket

**OER AUTHORIZED**

OER® Authorized reproduction replacement sending unit lock ring and gasket set. Lock ring is manufactured from steel with zinc coating for corrosion resistance. Each set includes: the lock ring and rubber gasket.

MF292 62-76 all



**OER AUTHORIZED** **AUTHEMATIC RESTORATION**

## 1962-74 Mopar Fuel Sending Units

These quality reproduction fuel sending units are designed to factory specifications to install and function as original. Each unit comes complete with fuel sender, seal, premium grade filter and brass float. Pre-packaged in OER® boxes.

### A-Body

MF430 63-76 5/16" outlet-1/4" return  
MF431 63-76 3/8" outlet-1/4" return

### B-Body

MF458 62-65 5/16" outlet  
MF459 62-65 3/8" outlet  
MF434 66-67 5/16" outlet  
MF435 66-67 3/8" outlet  
MF436 68-70 5/16" outlet  
MF437 68-70 3/8" outlet  
MF438 71-73 5/16" outlet-1/4" return  
MF439 71-72 3/8" outlet-1/4" return

### E-Body

MF441 70-74 5/16" outlet-1/4" return  
MF442 70-74 3/8" outlet-1/4" return

## 1962-76 Mopar Fuel Tank Sending Unit Ground Strap

**OER AUTHORIZED** **AUTHEMATIC RESTORATION**

Reproduction of the fuel tank sending unit ground strap for 1962-76 A, B, & E-Body models. Attaches near the short fuel hose that joins the fuel tank sender line and the long fuel line. Made of steel as original. Measures: 3-3/4" in length.

MF290 62-76 A, B, & E-Body



# Fuel & Exhaust



FT6103A

**OER AUTHORIZED**

## 1962-76 Fuel Tank Straps

Replace the rusty original straps with these new fuel tank straps for 1962-76 Dodge/Plymouth A, B, & E-Body models. When replacing a fuel tank, new straps are a must. Available in EDP coated steel or stainless steel. Mounting hardware is not included except where noted.

**Note:** 1962-67 models use one strap; 1968-76 models use two straps (sold as a pair).

### 1962-76 EDP Coated Steel Fuel Tank Straps

FT6101A	63-66	A-Body
FT6102A	67	A-Body
FT6103A	68-76	A-Body
FT6104A	62-65	B-Body
FT6105A	66-67	B-Body
FT6106A	68-70	B-Body
FT6107A	71-73	B-Body
FT6108A	70-74	E-Body

### 1962-76 Stainless Steel Fuel Tank Straps

FT6101B	63-66	A-Body
FT6102B	67	A-Body
FT6103B	68-76	A-Body
FT6104B	62-65	B-Body
FT6105B	66-67	B-Body
FT6106B	68-70	B-Body
FT6107B	71-73	B-Body

### 1968-74 Stainless Steel Fuel Tank Straps - with Hardware

FT6109B	68-70	B-Body
FT6110B	70-74	E-Body



## Universal Fuel Tank Anti-Squeek Insulator

This universal anti-squeek insulator set includes two 36" x 1-3/4" rubber strips that insert in between the gas tank and the mounting straps to eliminate any noise from tank movement and vibration. One 5" x 2" x 1/2" foam rubber pad installs in between the top of the fuel tank and the trunk floor to eliminate any rattles between those two panels. Prepackaged in OER® poly tube.

**Important:** Insulators for fuel tank straps measure 36" long x 1-3/4" wide and are .060" thick flat rubber to fit a wide variety of fuel tanks straps. Trim to fit as needed. Foam pad for top of tank measures 5" long x 2" wide and 1/2" thick. Highly recommended when replacing your gas tank and/or mounting straps.

UK915 universal fit



MB2242

**OER AUTHORIZED**

## 1968-74 Mopar B & E-Body Fuel Filler Neck

Reproduction fuel tank filler neck for 1968-70 B-Body models except Charger and 1970-74 Plymouth Barracuda and 1970-74 Dodge Challenger models. Manufactured to factory specifications from correct-gauge steel to provide the appearance, fit, and function of the original fuel filler neck.

**Note:** MB2242 fits 1968-70 Belvedere, GTX, & Satellite and 1967-70 Coronet.

MB2242	68-70	B-Body
ME8150	70-74	Barracuda
ME175958	70	Challenger
ME175959	71-74	Challenger

## 1963-74 Mopar A-Body Fuel Tank

### Filler Neck Grommet **OER AUTHORIZED**

Reproduction fuel tank filler neck grommets help to eliminate vapors or fuel leaks. Each grommet is designed to seal the area where the steel filler neck attaches to the fuel tank. Prepackaged in OER® poly tube.



MF369

### MF296 Fits:

1967-74 A-Body models	1969	B-Body except wagon
1964-65 B-Body models except wagon	1970	B-Body wagon
1966-68 B-Body all	1972-74	B-Body except wagon

MF369	63-66	A-Body
MF296	64-74	

## 1970-75 Mopar Fuel Tank to

### Filler Neck Grommet **OER AUTHORIZED**

Reproduction fuel tank filler neck grommet for various 1970-75 Dodge and Plymouth models. Manufactured from durable rubber. Designed to seal the area where the steel filler neck attaches to the fuel tank to eliminate vapors or fuel leaks. Prepackaged in OER® poly tube.



1975	A-Body
1970-71	B-Body (except wagon)
1970-74	E-Body

MF297 70-75

## 1967-69 Mopar A-Body Fuel Neck Seal

OER® reproduction fuel filler neck seal for 1967-69 Dodge and Plymouth A-Body models including 1967-69 Dart, Barracuda and Valiant and 1969 Swinger. Manufactured from gas and oil resistant molded rubber material.



MA2476 67-69 A-Body

## 1968-70 Charger Fuel Filler Neck Seal

OER® reproduction of the fuel filler neck seal for 1968-70 Charger models. Manufactured as original. Prepackaged in OER® poly tube.



MB1684 68-70 Charger

## 1970-74 Mopar E-Body Fuel Neck Seal

OER® reproduction fuel filler neck seal for 1970-74 Dodge and Plymouth E-Body models including Barracuda, Cuda and Challenger. Manufactured from gas and oil resistant molded rubber material. Prepackaged in OER® poly tube.



ME8134 70-74 E-Body

## 1968-70 B-Body 2-1/4" Muffler Hangers

Reproduction muffler hangers for all 1968-70 B-Body models. These hangers bolt to the floor pan mounting bracket, at the same time support and clamp the tail pipe to the muffler. For use with a 2-1/4" pipe. Prepackaged in OER® poly tube.



MB2637 68-70 B-Body

## 1970-74 E-Body Muffler Hangers

OER® reproduction muffler hangers for 1970-74 Barracuda and Challenger models. These hangers secure the rear side of the muffler to the trunk floor. Will fit models with or without exhaust tips. Prepackaged in OER® poly tube.



MES040 70-74 E-Body

**OER**

# Mopar Power Steering Pumps

## 1961-74 A, B, & E-Body Remanufactured OE Style Power Steering Pumps **OER AUTHORIZED**

These OER® Authorized power steering pumps are carefully inspected and meticulously rebuilt and restored to OEM appearance and function! Reservoirs are reconditioned GM parts in the exact original configuration for complete authenticity! Cap, nut and pulley are not included. The core charge is built into the price, it is not necessary to return the original core.

**NO CORE CHARGE REQUIRED!**

### A-Body with Saginaw Pump

\*Without Strag Pump \*\*With AC

PS6122	69-71	383
MN6159	69-74	V8
MN6159	72-74	6 cylinder
PS6021	75-76	6 cylinder
PS6021*	75-76	V8

### A-Body with Federal Pump

PS6157	69-72	6 cylinder
PS6157	69-74	V8
PS6157**	73-74	6 cylinder
PS6157	75-76	6 cylinder

### E-Body with Saginaw Pump

MN6159	70-72	V8
MN6159	70-72	318
MN6159	70-72	340
PS6122	70-72	V8
PS6122	70-72	383
PS6122	70-72	426
PS6122	70-72	440
MN6159	70-74	V8
MN6159	73-74	6 cylinder

### E-Body with Federal Pump

PS6157	70-74	6 cylinder
PS6157	70-72	V8
PS6157	70-72	318
PS6157	70-72	340
PS6157	73-74	V8

### B-Body with Federal Pump

\*Except 400.

PS6157	69-76	6 cylinder
PS6157	69	V8
PS6157	69	318
PS6157	70-71	V8
PS6157	70-71	318
PS6157	70-71	340
PS6157	72	V8
PS6157	72	318
PS6157	72	340
PS6157	72	400
PS6157*	73-76	V8



PS6122

### B-Body with Saginaw Pump

\*Without Strag Pump \*\*Except 383

MN6159	69	V8
MN6159	69	318
PS6122**	69	V8
MN6159	70-71	V8
MN6159	70-71	318
MN6159	70-71	340
PS6122	70-71	V8
PS6122	70-71	383
PS6122	70-71	426
PS6122	70-71	440
MN6159	72	V8
MN6159	72	318
PS6122	72	V8
PS6122	72	340
PS6122	72	400
PS6122	72	440
MN6159	73-74	6 cylinder
MN6159	73-74	V8
PS6021	75-76	6 cylinder
PS6021*	75-76	V8
PS6021*	75-76	318
PS6021*	75-76	360
PS6021	75-76	V8
PS6021	75-76	400
PS6021	75-76	440

## 1969-74 A, B, & E-Body Reproduction OE Saginaw Style Power Steering Pumps **OER AUTHORIZED**

Reproduction Saginaw power steering pumps have been thoroughly tested to meet the highest OEM standards, delivering maximum long-term reliability. Features a new reservoir in the original configuration, with the proper return fitting and correct clocking. The appropriate shaft nut and cap are also included. Pulley and pressure fitting are not included. Prepackaged in OER® Authorized box.

\*Without AC

### A-Body with Saginaw Pump

NP6159	69-74	8 cylinder
NP6159	72	6 cylinder
NP6159	73-74	6 cylinder

### B-Body with Saginaw Pump

NP6159	69	318
NP6159	70-71	318
NP6159	70-71	340
NP6159	72	318
NP6159	73-74	8 cylinder
NP6159	73-74	6 cylinder

### E-Body with Saginaw Pump

NP6159	70-72	318
NP6159	70-72	340
NP6159	70-74	8 cylinder
NP6159	73-74	6 cylinder



## 1965-66 A, B, & C-Body Power Steering Pressure Control Valve Body

Reproduction return power steering control valve body hose fitting for the steering sector on 1965-66 Dodge and Plymouth models. The return hose of the power steering pump attaches to the control valve by two bolts and is sealed by two o-rings. This valve body accepts a 5/8" diameter return hose. Prepackaged in OER® poly tube.



### A-Body

1965-66 Plymouth Valiant, all models  
1965-66 Plymouth Barracuda, base models

### B-Body

1965-66 Plymouth Belvedere, base models  
1965-66 Plymouth Belvedere II, base models  
1965-66 Dodge Dart, all models  
1965-66 Dodge Coronet, all models  
1965-66 Plymouth Satellite, base models  
1966 Dodge Charger, all models

### C-Body

1965 Dodge Custom 800, base models  
1965-66 Plymouth Fury, all models  
1965-66 Plymouth Fury II, base models  
1965-66 Plymouth Fury III, base models

2267560 65-66 5/8"

## 1967-74 A, B, & E-Body Power Steering Pressure Control Valve Body

Reproduction return power steering control valve body hose fitting for the steering sector on 1967-74 Dodge and Plymouth models. The return hose of the power steering pump attaches to this fitting. It is mounted to the control valve by two bolts and is sealed by two o-rings. This valve body accepts a 3/8" diameter return hose. Prepackaged in OER® poly tube.



**Note:** This is not for use with Hemi engines or 1967-69 A-Body models with a 383 or 440 engine. HHO with 318, 340 4BBL, 340 Six Pack, 383, 400, 440 4BBL, 440-6.

### A-Body

1967-69 Plymouth Barracuda with HHO  
1967-69 Plymouth 'Cuda with HHO  
1967-69 Plymouth Barracuda Formula S w/HHO  
1967-69 Dodge Dart GTS with HHO

1967-74 Dodge Dart  
1967-74 Plymouth Duster  
1967-74 Dodge Demon

### B-Body

1967-74 Plymouth Road Runner  
1967-74 Plymouth GTX  
1967-74 Plymouth Satellite  
1967-74 Dodge Charger  
1967-74 Dodge Super Bee

### E-Body

1970-74 Plymouth Barracuda  
1970-74 Plymouth AAR 'Cuda  
1970-74 Plymouth Barracuda Gran Coupe  
1970-74 Dodge Challenger, R/T, VTA, SE

2537227 67-74 3/8"

## Power Steering Pump Reservoir Installation Set — Saginaw Pump

Reproduction of the power steering pump reservoir installation set for GM cars with a Saginaw power steering pump. 12 piece sets include: the stud and bolt set, o-rings/seal and washer set and hose fitting needed to install a reservoir on a Saginaw power steering pump. All components available separately.



### 1965-76 Complete Set

1253570 black  
1253571 chrome

### 1965-76 Stud and Bolt Set

1253573 black  
1253574 chrome

### 1965-76 O-Ring Set

1253575 8 piece

### 1965-76 Hose Fitting

1253572 5/8"-18 to -6an

## Power Steering Pump Rebuild Set

A correct reproduction of the power steering pump rebuild set for Dodge and Plymouth cars with a Saginaw power steering pump. Set includes the gaskets and seals needed to rebuild a Saginaw power steering pump. Refer to the factory service manual for instructions.



1253550 65-76



**AUTHORIZED**

## 1965-76 Power Steering Cap

OER® Authorized reproduction power steering pump cap for various GM models with both 6 and 8 cylinder engines. Manufactured in the original style and made for use with Saginaw power steering pumps.

7834183 65-76 OE Style  
15431 65-76 chrome



## 1969-76 A, B, & E-Body Power Steering Pressure Hose

OER® reproduction high pressure power steering hose. This is made up of a reinforced rubberized synthetic hose material with high-quality plated steel tubes and crimp sleeves to ensure against leaks. This high pressure hose has the double flared end and correct spec threaded couplers for trouble free installation. The high pressure hose carries high pressure power steering fluid from the power steering pump to the steering gear box. Prepackaged in OER® poly tube.

### #70343

#### A-Body

1969 Valiant all V8  
1969 Barracuda all I8  
1969 Dart all V8 (except 383)

#### B-Body

1969-70 Belvedere 318, 383, 440  
1969-72 Charger 318, 383, 400 with AC, 440  
1969-72 Coronet 318, 383, 400 with AC, 440  
1969-72 Super Bee 318, 383, 400 with AC, 440  
1969-72 GTX 400  
1969-72 Road Runner 318, 383, 400, 440  
1969-72 Satellite 318, 383, 400, 440

#### E-Body

1970-71 Challenger 383, 440  
1970-71 Barracuda 383, 440

### #80127M

#### A-Body

1973 Valiant 6 cylinder with max cool AC  
1973 Duster 6 cylinder with max cool AC  
1973 Scamp 6 cylinder with max cool AC  
1973 Dart 6 cylinder with max cool AC  
1973 Demon 6 cylinder w/max cool AC  
1973-74 Dart 318, 340, 360

#### B-Body

1972-74 Charger 318, 340, 360, 440 with 38-1/4" hose  
1972-74 Coronet 318, 340, 360, 400, 440 with 38-1/4" hose  
1973-74 Satellite 318, 360, 400, 440 with 38-1/4" hose  
1973-74 Road Runner 318, 360, 400, 440 with 38-1/4" hose

#### E-Body

1976 Charger 318, 360 without air pump  
1976 Coronet 318, 360

#### E-Body

1973-74 Challenger 318, 340, 360  
1973-74 Barracuda 318, 340, 360

70343 69-72  
80127M 72-76

# OER® Authorized Mopar Radiators

1960-69 Mopar Radiator Cap

Reproduction of the radiator cap for all 1960-69 Mopar models with a 26" radiator. Manufactured to factory specifications for a perfect fit and appearance.

MD2239 60-69

## 1962-76 Replacement Radiators

OER® Authorized radiators for a wide variety of Classic Dodge and Plymouth A, B, & E-Body models. Each radiator is manufactured in the correct copper/brass materials for an original appearance and fit. Will install without modifying your radiator support or support top panel. Features 1/2" tubes on 9/16" centers. Available in 3 or 4 rows. No exchange necessary, and no core charge required. Made in USA.



Applications for Six Cylinder, Small Block or Big Block

## 1962-73 Radiators for B-Body Style

Replacement radiators for 1962-73 Mopar B-Body models. Manufactured from copper/brass materials as original, and designed to meet the cooling needs of stock six cylinder, small block and big block V8 engines. Will install without modifying your radiator support or support top panel. Features 1/2" tubes on 9/16" centers. Available in 3 or 4 rows. Please add (A) to the end of the part number for automatic transmission and (S) for manual transmission. Made in USA.

*Note: Shipped oversize.*

1962 Dart	1962-70 Belvedere	1966-74 Charger
1962-64 Fury, Sport Fury	1963-64 330, 440	1967-71 GTX
1962-64 Saratoy	1965-74 Coronet	1968-71 Super Bee
1962-64 Polara, Polara 500	1965-74 Satellite	1968-74 Road Runner



MB23824

## 1963-76 Radiators for A-Body Style

Replacement radiators for various 1963-76 Mopar A-Body models.

Manufactured from copper/brass materials as original, and designed to meet the cooling needs of stock six cylinder, small block and big block V8 engines. Will install without modifying your radiator support or support top panel. Features 1/2" tubes on 9/16" centers. Available in 3 or 4 rows. Please add (A) to the end of the part number for automatic transmission and (S) for manual transmission. Made in USA.

*Note: Shipped oversize.*

1963-76 Valiant	1963-76 Dart
1964-69 Barracuda	1971-76 Demon
1970-76 Duster	1971-76 Dart Sport
1971-76 Scamp	



### 3 Row Radiators

Core Size 17-1/2" x 22"

MA2240	63-66	170/225
MA2241	63-66	small block
MA2245	67-69	170/225
MA2246	67-69	small block
MA2247	67-69	big block

Core Size 16-1/4" x 22"

MA2242	65	273
--------	----	-----

Core Size 17-1/4" x 22"

MA2243	66	170/225
MA2244	66	273

Core Size 17" x 22"

MA2248	70-72	198/225
MA2249	70-72	318/340
MA2250	73	198/225
MA2251	73	318/340

Core Size 18" x 25-3/8"

MA2252	73-76	318/340/360
--------	-------	-------------

### 4 Row Radiators

Core Size 17-1/2" x 22"

MA2253	63-66	small block
MA2257	67-69	170/225
MA2258	67-69	small block
MA2259	67-69	big block

Core Size 16-1/4" x 22"

MA2254	65	273
--------	----	-----

Core Size 17-1/4" x 22"

MA2255	66	170/225
MA2256	66	273

Core Size 17" x 22"

MA2260	70-72	198/225
MA2261	70-72	318/340
MA2262	73	198/225
MA2263	73	318/340

Core Size 18" x 25-3/8"

MA2264	73-76	318/340/360
--------	-------	-------------

### 3 Row Radiators

Core Size 18-1/8" x 22"

MB2359	62-64	225
MB2360	62-64	318
MB2361	62-64	361/383
MB2361	62-64	413/426
MB2362	63-64	225
MB2363	63-64	318
MB2364	63-64	361/383/426
MB2365	63-65	318
MB2366	63-65	361/383/426
MB2367	66-69	small block
MB2369	66-69	big block
MB2371	66-69	426 Hemi
MD2289	70-72	big block
MD2291	73	small block
MD2293	73	big block

Core Size 17-1/2" x 26"

MB2368	66-69	small block
MB2370	66-69	big block
MD2288	70-72	small block
MD2290	70-72	big block
MD2292	73	small block
MD2294	73	big block

Core Size 17-7/8" x 22"

MD2286	71-73	196/225
MD2287	70-72	small block

### B-Body 4 Row Radiators

Core Size 18-1/8" x 22"

MB2372	62-64	225
MB2373	62-64	318
MB2374	62-64	361/383
MB2374	62-64	413/426
MB2375	63-64	225
MB2376	63-64	318
MB2377	63-64	361/383/426
MB2378	63-65	318
MB2379	63-65	361/383/426
MB2380	66-69	small block
MB2382	66-69	big block
MB2384	66-69	426 Hemi
MD2297	70-72	big block
MD2299	73	small block
MD2301	73	big block

Core Size 17-1/2" x 26"

MB2381	66-69	small block
MB2383	66-69	big block
MD2296	70-72	small block
MD2298	70-72	big block
MD2300	73	small block
MD2302	73	big block

Core Size 17-7/8" x 22"

MD2295	70-72	small block
--------	-------	-------------

# OER® Authorized Mopar Radiators



MD2297S

OER AUTHORIZED

## 1970-73 Radiators for E-Body Style

Replacement radiators for various 1970-73 Dodge and Plymouth E-Body models. Manufactured from copper/brass materials as original, and designed to meet the cooling needs of stock six cylinder, small block and big block V8 engines. Will install without modifying your radiator support or support top panel. Features 1/2" tubes on 9/16" centers. Available in 3 or 4 rows. Please add (A) to the end of the part number for automatic transmission and (S) for manual transmission. Made in USA.

Note: Shipped overseas.

1970-73 Barracuda  
1970-73 Cutla  
1970-73 Challenger

### 3 Row Radiators

Core Size 17-7/8" x 22"

MD2286 71-73 196/225

MD2287 70-72 small block

Core Size 17-1/2" x 26"

MD2288 70-72 small block

MD2290 70-72 big block

MD2292 73 small block

MD2294 73 big block

Core Size 18-1/8" x 22"

MD2289 70-72 big block

MD2291 73 small block

MD2293 73 big block

### 4 Row Radiators

17-7/8" x 22"

MD2295 70-72 small block

17-1/2" x 26"

MD2296 70-72 small block

MD2298 70-72 big block

MD2300 73 small block

MD2302 73 big block

18-1/8" x 22"

MD2297 70-72 big block

MD2299 73 small block

MD2301 73 big block



MA2236A

OER AUTHORIZED



## 1963-73 Aluminum Radiators

Aluminum radiators for various 1963-73 models. These 2 row radiators are manufactured completely from durable aluminum and are designed to meet the cooling needs of high performance big and small block engines. Will bolt in without modifying your radiator support or support top panel, this radiator offers better heat transfer and is considerably lighter than standard replacement radiators. Made in USA.

Important: Add (A) to the end of the part number for automatic transmission and (S) for manual transmission. Note: Shipped overseas.

### A-Body - 2 Row Core

Core Size 16-1/4" x 22"

MA2235 65 273

Core Size 17-3/4" x 22"

MA2236 67-69 273/318/340

MA2237 67-69 383

MA2238 70-72 318/340

MA2239 73 318/340

### B-Body - 2 Row Core

Core Size 17-3/4" x 22"

MB2352 63-64 318

MB2353 63-64 361/383/426

MB2354 63-64 L6 225

MB2355 66-69 318/340

MB2356 66-69 383/426/440

Core Size 17-3/4" x 26"

MB2357 66-69 318/340

MB2358 66-69 383/426/440

### B & E-Body - 2 Row Core

Core Size 17-1/2" x 26"

MD2266 73 small block

MD2265 73 big block

Core Size 17-3/4" x 26"

MD2262 70-72 small block

MD2261 70-72 big block

Core Size 18-1/8" x 22"

MD2260 70-72 small block

MD2264 73 small block

MD2259 70-72 big block

MD2263 73 big block



2936684

## 1962-78 Heater Cores OER AUTHORIZED

### A-Body

\*Built before 5/15/73. \*\*Built after 5/15/73.

Core Size 7-3/4" x 6" x 2"

2277535 67-69 with & w/o AC

Core Size 8" x 6" x 2"

3879303 70-72 with AC

3502462 73-76 with AC

3879303 73-76 without AC

### B-Body

Core Size 8" x 6-3/4" x 2"

3441180 70-74 with AC

Core Size 8-3/4" x 6-3/8" x 2-1/2"

2277023 62-65 without AC

Core Size 7-3/4" x 7-3/4" x 2"

2936684 65-69 without AC

2932999 70 without AC

2936684 71 without AC

Core Size 6-3/8" x 8" x 2

3579171 71-78 without AC

### E-Body

Core Size 8" x 6-3/4" x 2"

3441180 70-74 with AC

Core Size 7-3/4" x 6" x 2"

3420815 70-74 without AC

## 1970-73 B & E-Body Fan Shroud - 26"

OER®

reproduction of the radiator fan shroud designed for 1970-73 Mopar B & E-Body models that included the engine designations listed below. Each fan shroud is injection molded using quality ABS materials. Height is 21.25"; height of the flat area is 18"; opening diameter is 20.25" and is offset to one side approximately .5". Bolt hole center to center: 12.25" x 26". Use with 26" radiators. Mounting hardware not included. Prepackaged in OER® poly tube.



### B-Body

1970-71 318, 383, 426, 440 with AC

1972 318, 340, 400, 440

1973 318, 340, 400

1970-71 340

1972 318, 340, 400, 440

1973 318, 340

2998326 70-73



## 1956-64 Dodge/Plymouth Convertible Top Motor



This OE style reproduction motor and pump assembly features original style locations for electric and fluid connections. Fits a wide variety of 1956-64 Chrysler, Dodge, Plymouth, Imperial, and Desoto models including, but not limited to applications listed below. Made in USA.

### A-Body Applications

- 1963-64 Dodge Dart
- 1963-64 Plymouth Valiant
- 1963-64 Plymouth Signet

### B-Body Applications

- 1961-64 Dodge Polara
- 1961-64 Dodge Polara 500
- 1961-64 Plymouth Fury
- 1961-64 Plymouth Sport Fury 500

MD2128 56-64



## 1970-74 Mopar B & E-Body Hood Latch Support

Reproduction hood latch support for 1970-74 B-Body and 1970-74 E-Body models. This steel hood latch support is EDP coated for rust prevention.

### B-Body Applications

- 1970 Belvedere
- 1970 Super Bird
- 1970-71 Coronet, Super Bee, GTX
- 1970-74 Charger, Road Runner, Satellite

### E-Body Applications

- 1970-74 Barracuda, Cuda
- 1970-74 Challenger

MM1927 70-74 B-Body  
MM1927 70-74 E-Body



## 1965-71 Dodge/Plymouth Convertible Top Motor



This OE style reproduction motor and pump assembly features original style locations for electric and fluid connections. Made in USA.

### A-Body Applications

- 1965-69 Dodge Dart
- 1965-66 Plymouth Valiant
- 1966-69 Plymouth Barracuda

### B-Body Applications

- 1965-69 Dodge Coronet
- 1969 Dodge Super Bee
- 1965-66 Plymouth Belvedere
- 1968-69 Plymouth GTX
- 1969-70 Plymouth Road Runner

### E-Body Applications

- 1970-71 Dodge Challenger
- 1970-71 Plymouth Barracuda
- 1970-71 Plymouth Cuda

MD2129 65-71



## OER AUTHORIZED

## 1973-74 B & E-Body Disc Brake Backing Plates

Stamped steel factory style reproduction disc brake backing plates (splash shields) for 1973-74 Dodge and Plymouth B & E-Body models.

### B-Body

- 1973-74 Charger
- 1973-74 Coronet
- 1973-74 Satellite
- 1973-74 Road Runner

### E-Body

- 1973-74 Barracuda
- 1973-74 Challenger
- 1973-74 Cuda

MM1521 73-74

## New!

## Mopar Tail Panel Red Paint

OER® Mopar red tail panel and accent paint for classic Mopar vehicle restoration. This paint is produced to match factory paint color as closely as possible and offers excellent paint coverage and adhesion even on difficult to paint surfaces. Emulates the tail lamp color on the rear of the vehicle and other red accents to complete the high-performance Mopar look on GTX, Satellite, Coronet, Super Bee and other performance models. 16 oz. can.



K89186 tail panel red

## New!

## Mopar Beep Beep Purple Paint

OER® Mopar beep beep purple horn paint for classic Mopar vehicle restoration. This paint is produced to match factory paint color as closely as possible and offers excellent paint coverage and adhesion even on difficult to paint surfaces. Emulates the famous "Beep Beep Purple" horn color on classic Plymouth Road Runner models. 16 oz. can.



K89187 beep beep purple

## New!

## Mopar Organisol Black Paint

OER® Mopar textured black organisol paint for classic Mopar vehicle restoration. Produced to match factory paint color as closely as possible. Excellent coverage and adhesion even on difficult to paint surfaces. Can be used on headlamp bezels, tail panels and trim pieces. 16 oz. can.



K89185 organisol black