



X.G100

At NEXX, we do not just engineer helmets, we tech emotions.

We believe in the heat of passion - parts of life getting new blood.

HELMETS FOR LIFE is our motto, beyond the protection, past excellence, that any motorcyclist regardless of age or style lives the moment they wear NEXX.

1.

ERGOPADDING SYSTEM

2.

HELMET FEATURES

3.

HOW TO PLACE THE VISOR?

4.

HOW TO PLACE THE VISOR?

5.

HOW TO APPLY THE ANTI-FOG FILM?

6.

HOW TO CLEAN THE VISOR?

7.

HOW TO INSTALL THE PEAK?

8.

CHIN VENTILATION

10.

HOW TO INSTALL THE CHIN WIND STOPPER

11.

LINING

12.

SIZE CHART

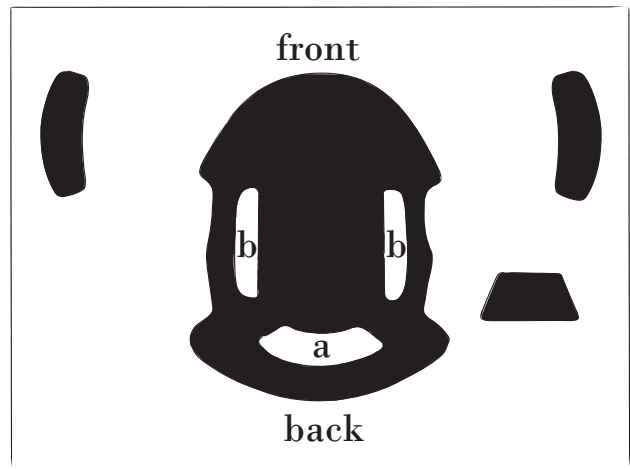

12.

HELMET CARE

Please read this manual very carefully before wearing your helmet and keep it in a safe place. For a correct use and for your safety, please pay attention to following instructions.

The main function of the helmet is to protect your head in case of impact. This helmet is made to absorb some of the energy of a blow by partial destruction of its component parts and, even though damage may not be apparent, any helmet which has suffered an impact in an accident or received a similarly severe blow or other abuse should be replaced. To maintain the full efficiency of this helmet, there must be no alteration to the structure of the helmet or it's component parts.

ERGO PADING SYSTEM



All helmets are supplied with a “foam replacement kit”, allowing a perfect fit of the helmet to the shape of the head;

EN


The lining of the helmet has the following characteristics:

- Removable,
- Anti-allergy;
- Anti sweat;

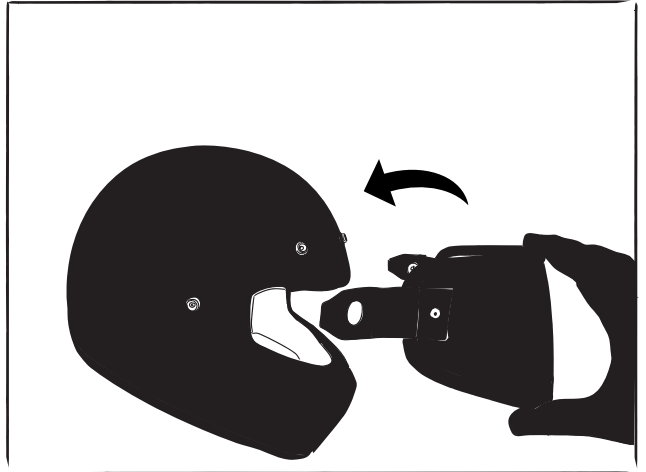
This lining can be removed and washable.

If for some reason this lining is damage it can be easily replaced.

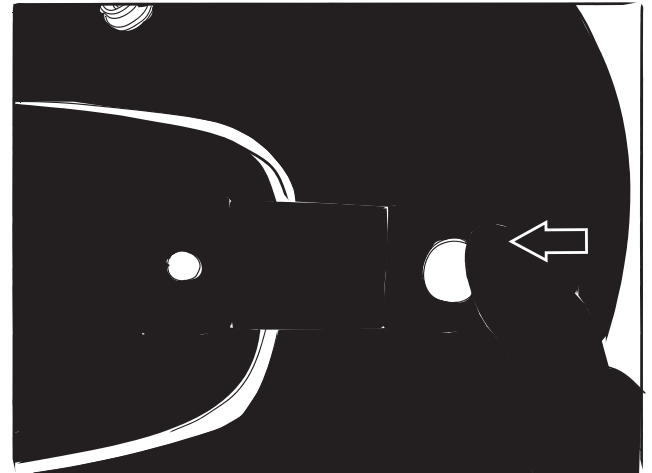
1.



2.

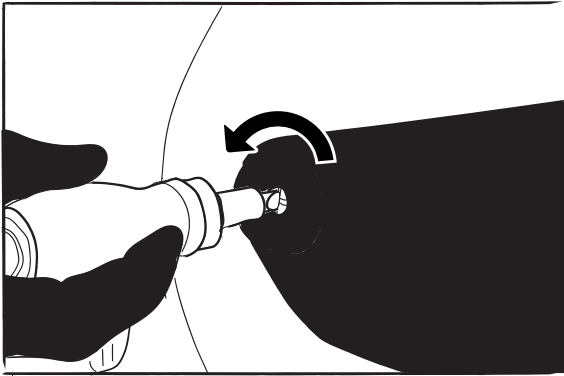


3.

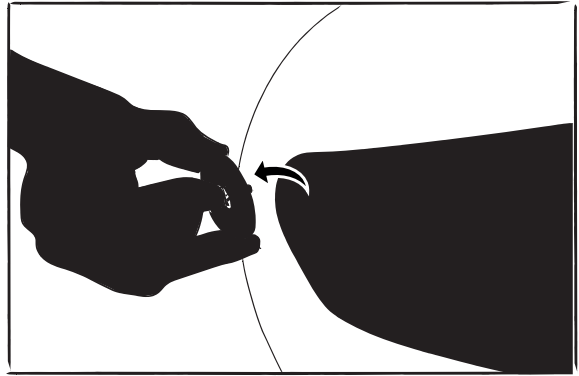


4.

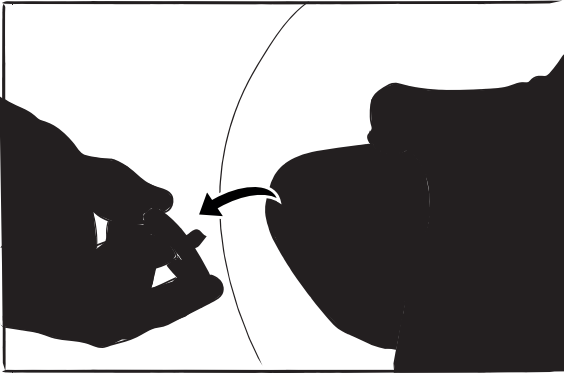
1.



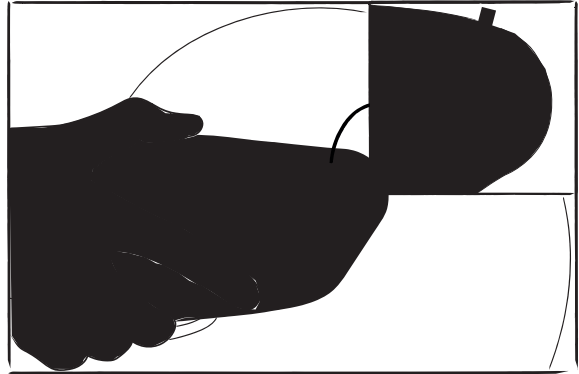
2.



3.



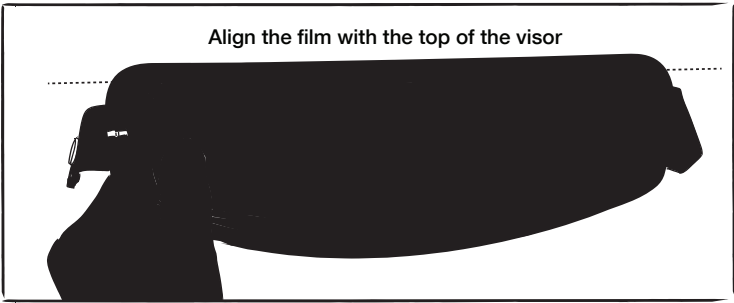
4.



1.




2.



3.

X.G100

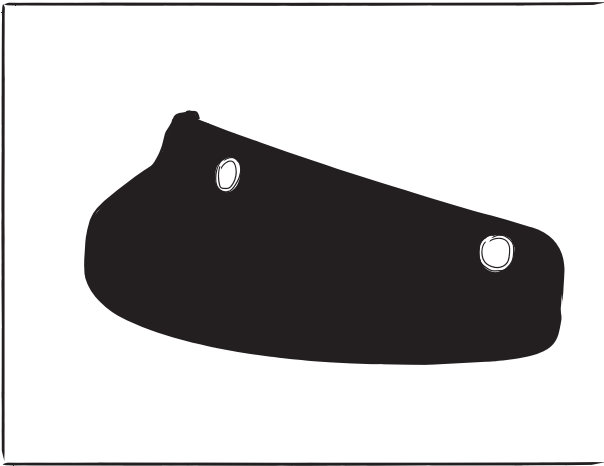


X.G100 RACER



EN

To clear the visor without effecting its characteristics should be used only soapy water (preferably distilled) and a soft cloth. If the helmet is deeply dirty (ex. Insect remains) can add a little liquid from the dish to water. Remove the visor from the helmet before carrying a deeper cleaning. Never use objects to clean the helmet that may damage/scratch the visor. Always store the helmet in a dry place and protected from light, preferably in the bag provided by NEXX HELMETS.

1.



2.




3.

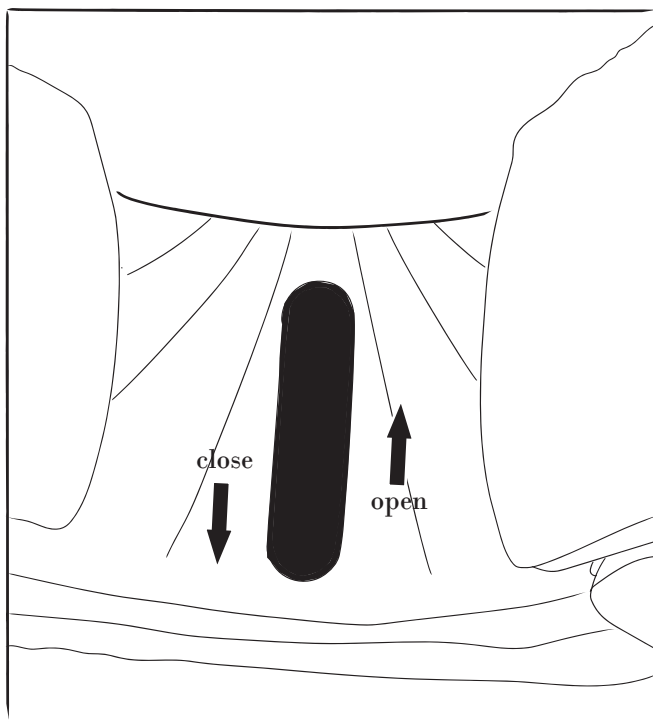


4.

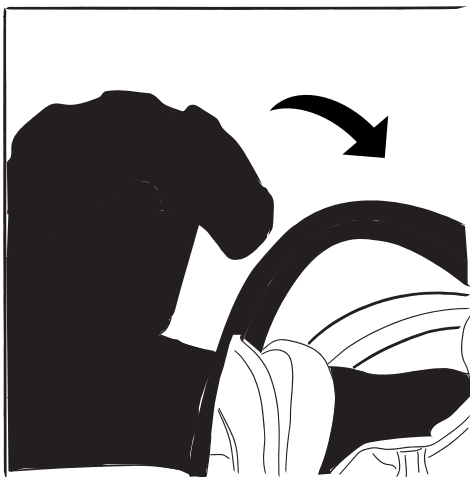
1.



2.



1.



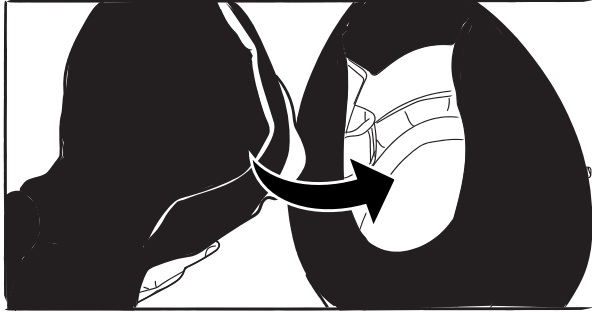
3.



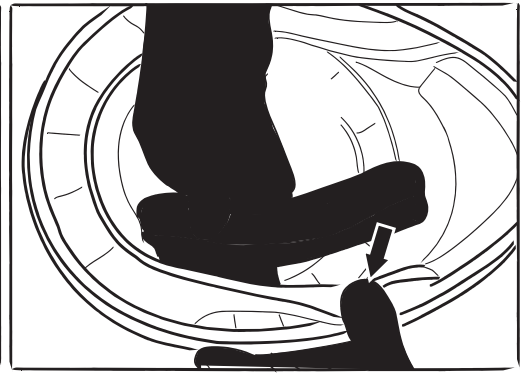
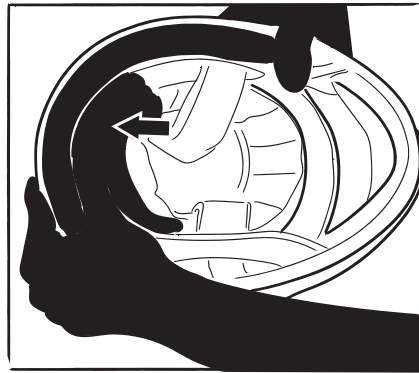
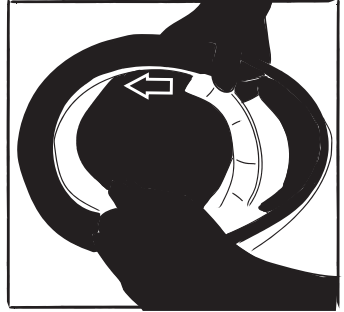
2.

HOW TO PLACE THE INNER LINING?

1.



2.

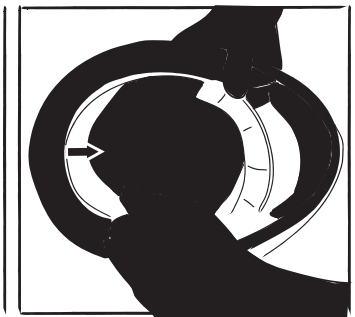

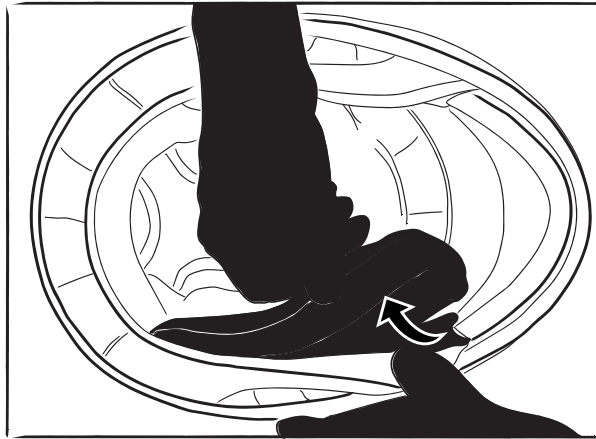


3.

4.

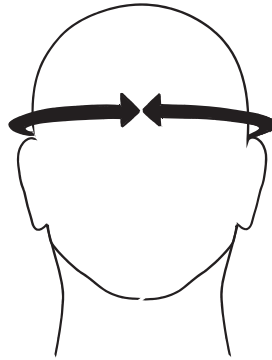
HOW TO REMOVE THE INNER LINING?



1.



2.

3.



HELMET SIZE		HEAD SIZE	
	XS	53/54 CM	$\frac{20,87}{21,26}$
	S	55/56 CM	$\frac{21,27}{22,05}$
	M	57/58 CM	$\frac{22,06}{22,83}$
	L	59/60 CM	$\frac{22,84}{23,62}$
	XL	61/62 CM	$\frac{23,63}{24,41}$
	XXL	63/64 CM	$\frac{24,42}{25,20}$

Wrap the flexible measuring tape around your head.

The size selection of the helmet is crucial to ensure the safety of the user. Never should use a helmet that is too small or too large in relation to the size of the head. To purchase a helmet is important that you try it: make sure the helmet fits perfectly to the head, there should be no gap between the helmet and the head; make some movements of rotation (left and right) with the helmet on the head (closed) this should not shake; it's important that the helmet is comfortable and involving the entire head.

Light colors required extra care as they are naturally more exposed to dust, fumes, compounds or other types of impurities.
THIS IS NOT COVERED UNDER WARRANTY

DO NOT EXPOSE THE HELMET TO ANY TYPE OF LIQUID SOLVENT;



ALWAYS USE THE HELMET IN THE PROPER POSITION, USING THE BRUCKLE TO ADJUST TO THE HEAD;



THE HELMET SHOULD BE HANDLED WITH CARE. LEAVING IT DROPS CAN DAMAGE THE PAINTING AS WELL AS REDUCE THEIR CHARACTERISTICS OF PROTECTION.
THIS NOT COVERED UNDER WARRABTY!



KEEP THE HELMET IN A SAFE PLACE (NOT HANG ON THE MIRROR OF MOTORCYCLE OR OTHER SUPPORT THAN CAN DAMAGE THE LINING). DO NOT CARRY YOUR HELMET ON THE BIKER OR IN THE ARM WHILE DRIVING

SMALL MARKS OR SCRATCHES RESULTING FROM THE NORMAL USE OF THE PEAK ADJUSTMENT SYSTEM.
THIS IS NOT COVERED UNDER WARRANTY



This high quality helmet is made with the most advanced European technology. The helmets are technologically advanced for the motorcycle rider's protection, which are made for motorcycle riding only. This helmet specification is subject to change without notice.



drip dry



do not wring



do not tumble dry



do not iron



hand wash



do not bleach