



TOUGH & FLEXIBLE

 **mitsubishi**™

Giga Torque GX™



Design

Reduced
Maintenance

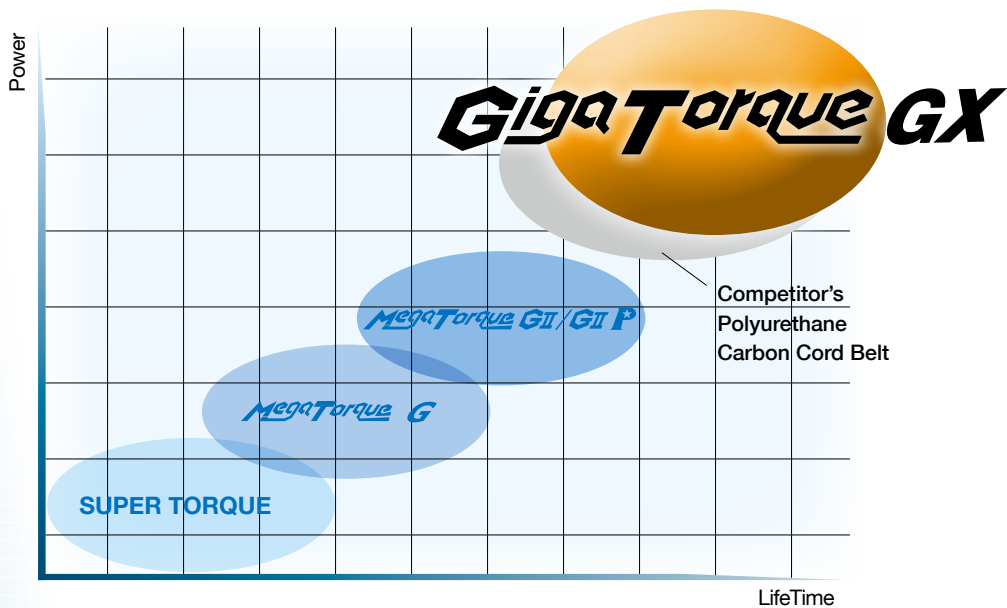
Flexible

GigaTorque GX

Superior
Durability

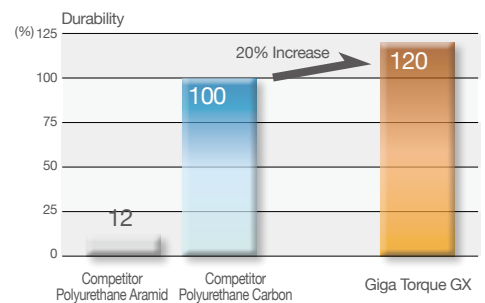
Quieter

Light
& Compact

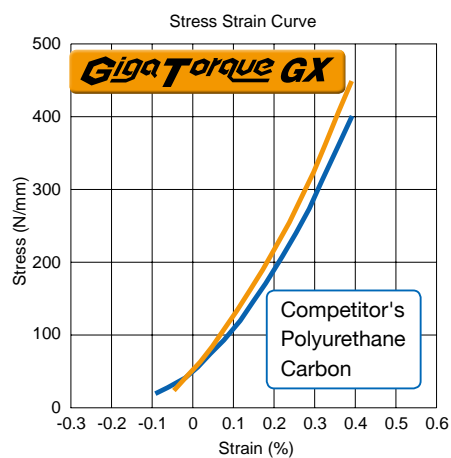
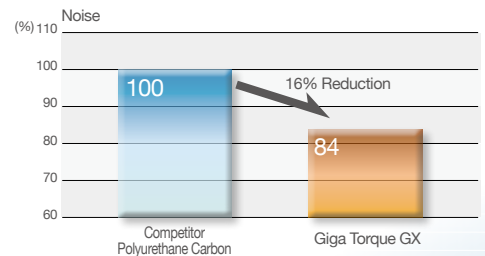


Superior Durability

- » High-tensile strength Carbon Cord
- » Abrasion resistant, low friction tooth fabric
- » High elastic, high hardness HNBR rubber
- » Increased durability

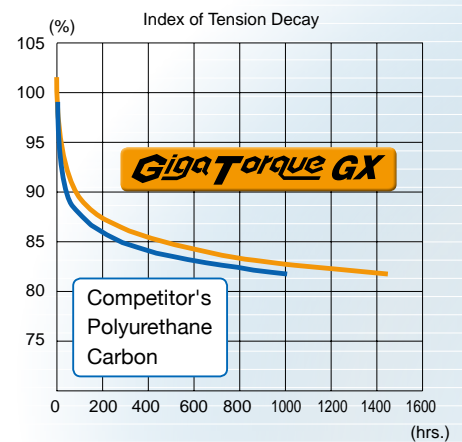


Reduced Noise




Stress Strain Curve

The stress strain curve shows higher tensile strength than the competitor's Polyurethane Carbon Cord belt.



Tension Decay

The Giga Torque GX shows less tension decay than the competitor's Polyurethane Carbon Cord belt.




HNBR Rubber

» Have greater oil and heat resistance (maximum of 120°C)

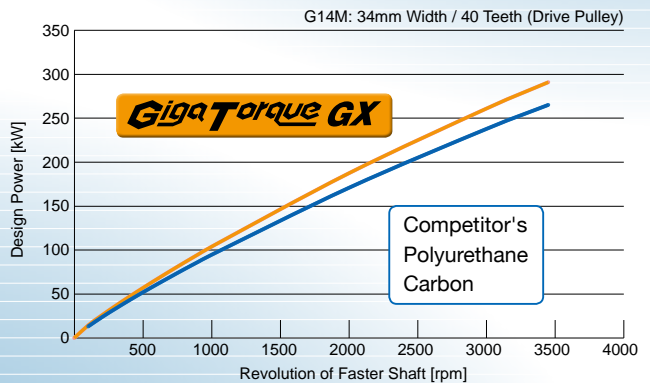
Drop in Replacement

» Designed to run in competitor's belt sprockets




Power Rating

GigaTorque GX Power Rating is 10% higher than the competitor's Polyurethane Carbon Cord belt



Construction Material



Rubber	High Hardness Compound Rubber (HNBR)
Cord	High Modulus Carbon Fiber
Tooth Fabric	Nylon and Special Low Friction Fiber

Tooth Fabric

Line up

G8M (8mm pitch)

Product Code

360

G8M

2400

GX

Belt Width
(mm×10)

Belt Type

Belt Length
(mm)

GX
Specification

Belt Width Code	120	210	360	620
Belt Width (mm)	12	21	36	62

Product Code	Number of Teeth	Product Code	Number of Teeth
G8M 640	80	G8M 1800	225
G8M 720	90	G8M 1912	239
G8M 800	100	G8M 2000	250
G8M 880	110	G8M 2104	263
G8M 896	112	G8M 2200	275
G8M 960	120	G8M 2240	280
G8M 1000	125	G8M 2400	300
G8M 1040	130	G8M 2520	315
G8M 1056	132	G8M 2600	325
G8M 1096	137	G8M 2800	350
G8M 1120	140	G8M 2840	355
G8M 1200	150	G8M 3048	381
G8M 1224	153	G8M 3200	400
G8M 1280	160	G8M 3280	410
G8M 1400	175	G8M 3600	450
G8M 1440	180	G8M 4000	500
G8M 1600	200	G8M 4400	550
G8M 1760	220	G8M 4480	560
G8M 1792	224		

Product Code

370

G14M

2100

GX

Belt Width
(mm×10)

Belt Type

Belt Length
(mm)

GX
Specification

G14M (14mm pitch)

Belt Width Code	200	370	680	900	1250
Belt Width (mm)	20	37	68	90	125

Product Code	Number of Teeth	Product Code	Number of Teeth
G14M 994	71	G14M 2380	170
G14M 1120	80	G14M 2450	175
G14M 1190	85	G14M 2520	180
G14M 1260	90	G14M 2590	185
G14M 1302	93	G14M 2660	190
G14M 1344	96	G14M 2800	200
G14M 1400	100	G14M 3136	224
G14M 1568	112	G14M 3304	236
G14M 1610	115	G14M 3360	240
G14M 1750	125	G14M 3500	250
G14M 1890	135	G14M 3850	275
G14M 1960	140	G14M 3920	280
G14M 2002	143	G14M 4144	296
G14M 2100	150	G14M 4326	309
G14M 2240	160	G14M 4410	315
G14M 2310	165		

Discover other replacement engine parts on our website.