

..... THE RACER'S COMPANY

LUNATI[®]



CAMS
& COMPONENTS

THE RACER'S COMPANY

Winning racers don't find victory lane by accident. It takes dedication, knowledge, drive and power to beat your competition. At Lunati, we have racing pumping through our veins. Our determination and dedication to supply enthusiasts with superior internal engine components is unmatched in the aftermarket industry. For over 40 years, we have proven this on race tracks and streets all over America. So when the time comes to upgrade your engine, you can count on Lunati's one-on-one customer service and premium parts to put the competition in your rearview mirror.

IT'S WHO WE ARE

At Lunati, we understand that as a racer or engine builder, you need valvetrain and bottom end components that can handle extreme race conditions and produce race winning power levels. We also know how important it is for our products to be backed by real people who provide personalized customer support. In 1969, Joe Lunati founded this company on a philosophy that continues to this day – to produce a diverse, race-proven product line that includes camshafts and related valvetrain products, pistons, connecting rods and crankshafts. We employ a knowledgeable, in-house tech support team that is ready to work directly with you, no matter how large or small your request.





TABLE OF CONTENTS

■ VALVETRAIN SECTION

CAMSHAFTS

CAMSHAFT TECH RESOURCES	
Steps To Selecting A Lunati Cam.....	10
Camshaft Part Number Explanation	12
Camshaft Tech Info	4
Kits And Components Listing	11
Camshaft Master Footnote Listing.....	2
Camshaft Upgrade Services	276

AMC	14
Buick.....	126
Cadillac	132
Chevrolet.....	134
Chrysler.....	18
Ford.....	50
Harley Davidson.....	262
Holden	268
Oldsmobile.....	238
Pontiac.....	248
Specialty Cams.....	272

LIFTERS

Hydraulic.....	278
Hydraulic Roller.....	282
Rev Kits.....	286
Solid.....	281
Solid Roller.....	284

PUSHRODS

Accessories	317
Pushrods.....	309

ROCKER ARMS

Aluminum Rocker Arms	305
Guide Plates	308
Polylocks	307
Rocker Studs	307
Steel Rocker Arms.....	304
Stud Girdles	308

TIMING SETS

Adjustable Cam Gear Set	323
Adjustable Timing Sets.....	321
Cam Bolts	325
Cam Lock Plates.....	325
Cam Phaser Limiter Kits	324
Degree Bushings	325
Distributor Gears.....	326
Double Roller Timing Sets	320
Double Row Timing Sets	319
Gear Drives	323
GM LS Timing Sets.....	322
Single Roller Timing Sets.....	318
Race Timing Sets.....	320
Thrust Bearings/Wear Plates	324
Thrust Buttons	325

VALVE SPRINGS

Valve Spring Tech Info	
Cups	301
Lash Caps.....	302
Locators.....	301
Locks	302
Oil Seals.....	303
Retainers.....	298
Seat Spacers	301
Shims	303
Valve Spring Kits.....	293
Valve Springs	289

■ MISCELLANEOUS SECTION

APPAREL	330
DRIVEN RACING OILS.....	332
MERCHANDISE.....	331
TOOLS	327

CAMSHAFT MASTER FOOTNOTE LISTING

1. Requires machining on cylinder heads.
2. Adjustable valve train required.
3. Includes 4 groove valve locks. For single groove see valve lock or spring kit section.
4. Use lifter part #70998-16 for oiling through the pushrods.
5. Valve locks consist of 1/2 set 2 groove; 1/2 set 4 groove. For single groove see valve lock or spring kit section.
6. Pre-1968 use part #71812-16 hydraulic lifters.
7. Engines with self-aligning rocker arms must use part # 85340-16.
8. Requires upgraded gear, thrust button and wear plate.
9. 1992-1994 LT1/LT4, use part #92126; 1995 and up, use part #92128.
10. Requires thrust button and wear plate.
11. Includes Torrington roller thrust bearing.
12. Truck engines have .400" taller block.
13. Most aluminum heads come standard with 11/32" valve stems. Use appropriate valve locks, retainers, and seals.
14. Requires part #86005-16 stud kit except on factory aluminum heads.
15. Requires screw-in studs and guide plates.
16. 1962-69 use part #5024-16.
17. Timing set accomodates one-piece fuel pump eccentric.
18. Requires distributor gear upgrade.
19. For engines with multi-groove valves, see spring kit or valve lock section.
20. Fits only certain years.
21. Part #80775-16 only works with non-adjustable factory rocker arms, use part #5600-16 for adjustable rockers.
22. Works in 1964-88 models only.
23. Fits 260-403 engines only. See pushrod section for 400, 455 engines.
24. Camshaft retaining plate part #90212 recommended.
25. Fits 1964-88 models only. 1989 and up, use .312" diameter valve stem and bead style locks.
26. Kit does not include timing set.
27. Kit includes springs, retainers, locks, seals and locators.
28. Timing set accomodates two-piece fuel pump eccentric.

NOTE

On all camshaft charts on pages 14-271, there is a column labeled "Pre-2011 Cam #." In 2011, Lunati transitioned to a SMART part numbering system, however, the pre-2011 cam numbers can still be referenced when using this catalog and ordering.

**OVER 4 DECADES
OF PERFORMANCE**

Valvetrain & Rotating Assembly Innovation Since 1968

**At Lunati, Our Products Are Still Built For Racers &
By Racers Right Here In The United States.**

Independently Owned ★ Experienced Support ★ Modern Technology



■ CAMSHAFTS



Lunati incorporates over 40 years of experience into every camshaft design to create the most technologically advanced cams on the market today, with more throttle response, quicker acceleration and bigger horsepower numbers. From the Voodoo series of camshafts that deliver more area under the curve than any other series of camshafts, to the budget-friendly BareBones series that will boost horsepower without breaking the bank, Lunati carries a camshaft to fit every racer's need.



TYPES OF CAMSHAFTS & LIFTERS

Hydraulic Flat Tappet

Hydraulic flat tappets are self-adjusting due to the valve controlled plunger within the tappet body. It operates to pre-load the pushrod by using oil system pressure to maintain this pre-load in the closed valve position. Hydraulic tappets are quieter than solid tappets since there is no lash or free-play. However, it is generally agreed that they fall short of offering optimum performance above 6000-6500 RPM. Many cheaper designs fall even shorter than this. This poor performance at high RPM is due mainly to the inability of the lifter to “bleed down” the excess oil pressure and doesn't allow the valves to seat.

Hydraulic Roller

The hydraulic roller tappet camshaft provide the best of both worlds. All Late Model engines have used this design since the mid to late 1980s. They provide most of the virtues of a solid/mechanical roller tappet while providing the benefits of quiet operation and ease of valve lash setting. This type of design still has the limitations of an oil bleed-off control type follower. If your application requires high RPM potential you should use a solid roller design.

Solid/Mechanical Flat Tappet

The solid/mechanical tappet is essentially a solid “link” between the cam lobe and the pushrod. In most cases, it is a simple heat treated cylinder with a radiused contact face. It allows more RPM potential than that of the hydraulic tappet since there are no worries about the inability of the lifter to “bleed down.” Solid lifters do, however, require lash or clearance to allow for part expansion as the engine heats up.

Solid/Mechanical Roller

The solid/mechanical roller tappet allows for the most aggressive lobe designs. Roller tappets allow faster, “steeper” opening and closing ramps. This allows the cam to produce more lift for a given duration. They are not limited to a particular lifter diameter to obtain higher cam lifts. They also contain a roller that reduces friction between the cam and followers. Roller cams require the use of higher valve spring forces, making high engine speeds (over 10,000 RPM) possible.

FLAT TAPPET VS. ROLLER

Manufacturers and racers have used flat tappet camshaft systems over the years with great success. However, most favor roller tappet cams (when rules permit their use) because roller cams have distinct advantages over flat tappets.

Friction

Sliding frictional forces are higher than rolling frictional forces. Therefore, a roller cam takes less horsepower to turn and generally does not wear out as quickly. An added benefit is that roller tappets do not require replacement when changing cams. And, if “pop-up” solid roller tappets are used, the cam can be swapped without removing the intake manifold.

Profile

If a cam profile has more “area under the curve” it has the potential to make more power and torque. Roller profiles can be more “aggressive” and accelerate the tappet more than a flat tappet profile. Flat tappet profiles can only be shaped up to the point where the tappet “digs into” the profile. Roller tappet profiles are not limited by this condition – so much so that even “inverted radius” profiles are possible.

This benefits engine performance in two ways: more tappet lift can be achieved without the added duration that would normally be required to “ramp up” a flat tappet to the added lift – making the curve more “pointy;” the lift curve can be made “broader” without increasing lift. Of course, both of these benefits can be combined to create a profile that can easily outperform flat tappet cams.

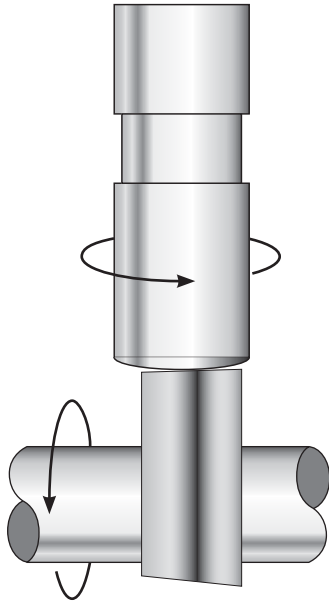
Cost

Unfortunately, roller camshaft systems cost more than a flat tappet cam and lifters. Much of the added cost is due to the lifters. However, roller tappets can be reused, whereas flat tappets can not. If you tear down your engines frequently, the rollers can be used over and over again, provided they are not damaged or show signs of wear.

SHOULD I INSTALL NEW LIFTERS WITH MY NEW CAMSHAFT?

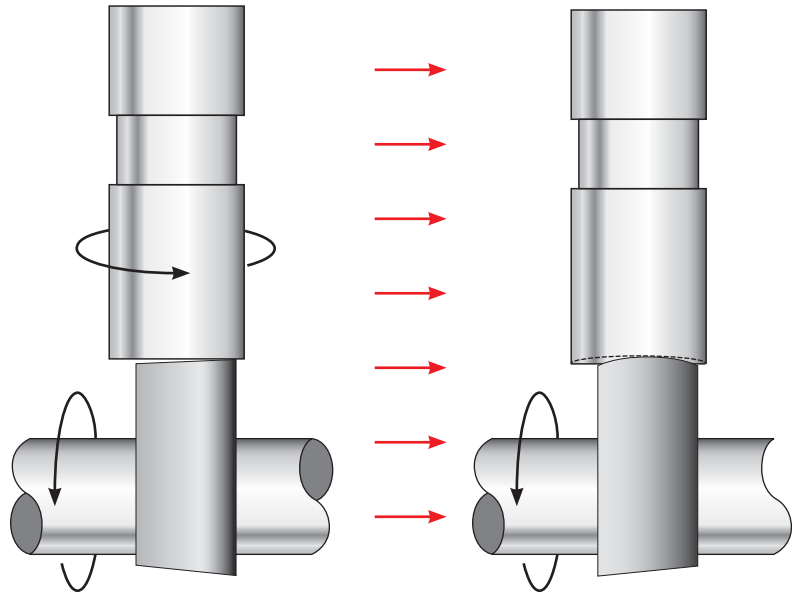
If you are installing a new flat tappet camshaft in your engine, you **MUST** install new lifters. The lifter/lobe contact area is under a tremendous amount of pressure, and the lifter and lobe must establish a rotating pattern together. The following illustration demonstrates why:

NEW CAM WITH NEW LIFTERS



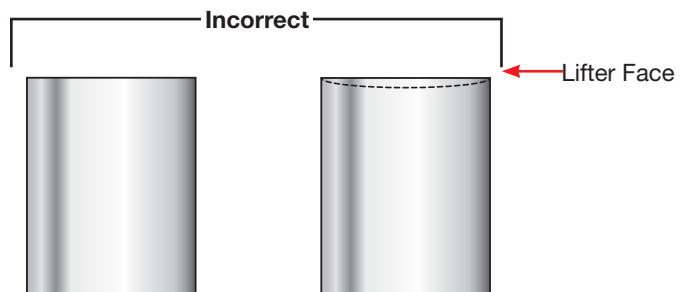
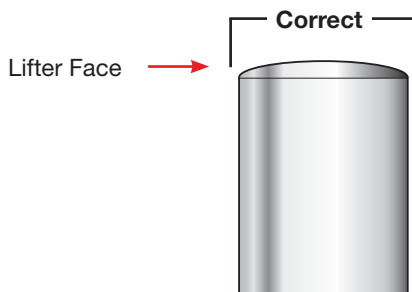
A new lifter has a "crown." A new cam has a tapered face for lifter rotation. The wear pattern will be offset, allowing the lifter to rotate.

NEW CAM WITH USED LIFTERS



Installing a new cam with used lifters creates a concentrated contact pattern on the edge of the cam lobe...

...which eventually wears the edge of the lobe and the lifter. Soon, the cam lobe wears down and the lifter stops rotating.



TECH TIP

Lunati recommends replacing lifters with most roller and all flat tappet camshafts that we sell. See the camshaft and matching component charts on pages 14-271. Using the recommended Lunati lifters will ensure that you have a "matched" valvetrain system that will yield maximum performance and durability.

UNDERSTANDING CAM PROFILE TERMS

Ramps – The parts of a camshaft lobe that actually initiate the lifting and descending movement of the lifter. Ramps include the lash ramp, the opening ramp and the closing ramp. Camshaft lobe ramps are ground to have different rates of lifter movement in terms of velocity and degrees of duration, as measured in degrees of crankshaft rotation.

The “**lash ramp**” of a camshaft lobe is the transition between the base circle and the opening or closing ramp.

The “**opening ramp**” of a camshaft lobe is the point where the lifter just begins to lift until the point that it reaches the nose of the lobe.

The “**closing ramp**” is the point of the camshaft lobe from the nose back down to the lash ramp.

Nose – The top or the highest maximum lift point for the valve. It is where valves are kept open for as long as possible before making the transition to the closing ramp.

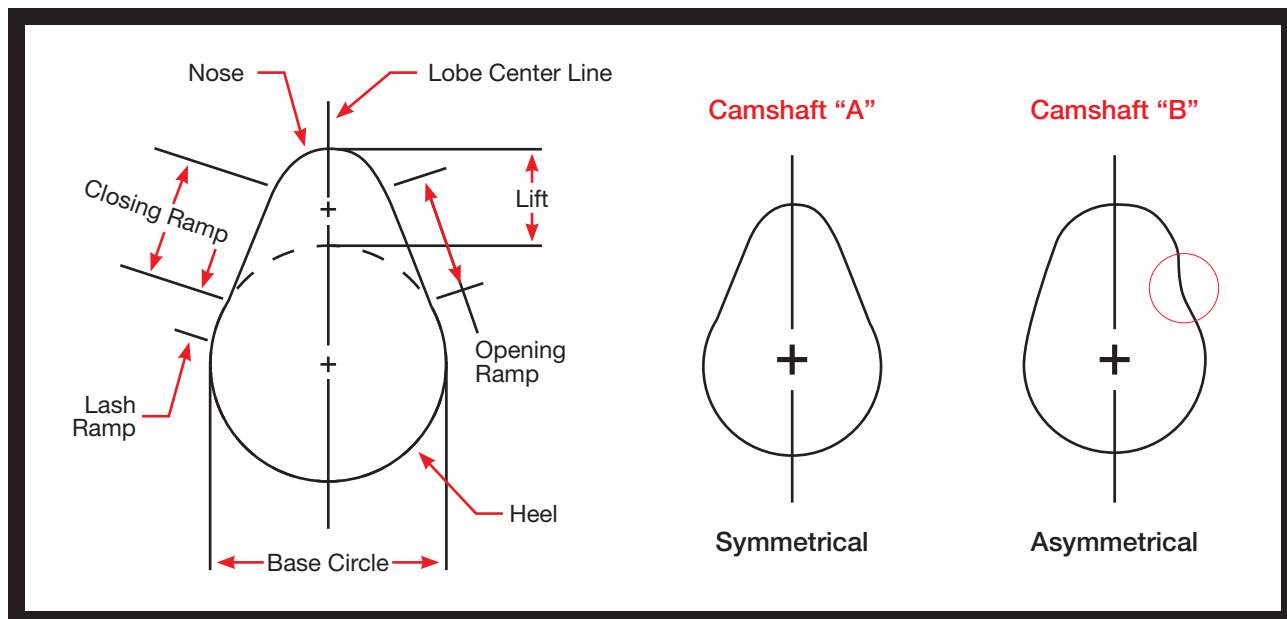
Base Circle – Also known as the “heel,” it is the lowest point of the camshaft lobe and is the place where the valve is in the closed position. The base circle is the point where all valve lash settings are made.

Symmetrical – A term that refers to the “profiles” of the opening and closing ramps of a camshaft lobe. All “early technology” camshafts were ground on a symmetrical design, meaning both sides are exactly the same. That is to say the profile of the closing ramp is a “mirror image” of the opening ramp.

Asymmetrical – Refers to a camshaft lobe profile where the opening and closing ramps are not exactly the same. The reason some camshafts are this way is to try to achieve an opening ramp profile that has a high velocity and a closing ramp profile that has a slower velocity. In this way, the valve can be set down more “gently” than the rate at which it was first opened.

Dual Pattern – A camshaft that has an intake lobe profile design that differs from that of the exhaust lobe profile design. For example, Camshaft A has intake lobes of 260° duration while the exhaust lobes are 270° duration. Camshaft B has intake and exhaust lobes that are both at 260°. Camshaft A is referred to as a dual pattern, while Camshaft B is referred to as a single pattern.

With the advent of emissions laws and the widespread use of computer systems, more modern single and dual profile pattern designs have been developed. A dual pattern camshaft is ground to bias the duration of either the intake or exhaust lobe. For example, if an engine is restricted on the exhaust side, compared to the intake side, the camshaft designer would try to compensate by grinding in more lift and/or duration on the exhaust lobe.



UNDERSTANDING CAMSHAFT SPECIFICATIONS

Piston Position

The abbreviations below are used to describe the location of the piston relative to either the bottom or top of its stroke.

TDC – Top Dead Center

BTDC – Before Top Dead Center

BDC – Bottom Dead Center

ABDC – After Bottom Dead Center

ATDC – After Top Dead Center

BBDC – Before Bottom Dead Center

Lift

Lift refers to maximum valve lift. This is how much the valve is “lifted” off its seat at the cam lobe’s highest point.

How is it measured?

Valve lift is the amount (usually in inches) that the valve is lifted off of its seat. It is usually measured with a dial indicator at the top of the valve. Lobe lift is the amount (usually in inches) that the cam lobe increases in radius above the cam base circle.

Tip: To quickly find maximum lobe lift, measure the base circle of the cam and subtract it from the thickness across the cam lobe’s highest point (see the diagram below).

Tip: Maximum valve lift can be calculated by multiplying the maximum lobe lift times the rocker ratio. For example, a .310" lobe lift cam yields .496" of valve lift when using a 1.6 ratio rocker arm.

Typical Hydraulic Flat Tappet Cam Profile (P/N 060103LUN)

FORMULAS

Valve Lift = Lobe Lift x Rocker Ratio

Difference In Lash* = Original Base Circle - New Base Circle

*Assuming no other difference

What does it do?

The intake and exhaust valves need to open to let air/fuel in and exhaust out of the cylinders. Generally, opening the valves quicker and further will increase engine output. Increasing valve lift without increasing duration can yield more power without much change to the nature of the power curve. However, an increase in valve lift almost always is accompanied by an increase in duration. This is because ramps are limited in their shape which is directly related to the type of lifters being used, such as flat or roller.

UNDERSTANDING CAMSHAFT SPECIFICATIONS *Continued*

Duration

Duration is the angle in crankshaft degrees that the valve stays off its seat during the lifting cycle of the cam lobe.

How is it measured?

Advertised duration is the angle in crankshaft degrees that the cam follower is lifted more than a predetermined amount (the SAE standard is .006") off of its seat. Duration @ .050" is a measurement of the movement of the cam follower, in crankshaft degrees, from the point where it's first lifted .050" off the base circle on the opening ramp side of the camshaft lobe, to the point where it ends up being .050" from the base circle on the closing ramp side of the camshaft lobe. This is the industry standard, and is a good value to use to compare cams from different manufacturers. Both are usually measured with a dial indicator and a degree wheel.

What does it do?

Increasing duration keeps the valve open longer and can increase high RPM power. Doing so increases the RPM range that the engine produces power. Increasing duration without a change in lobe separation angle will result in increased valve overlap.

Lobe Separation

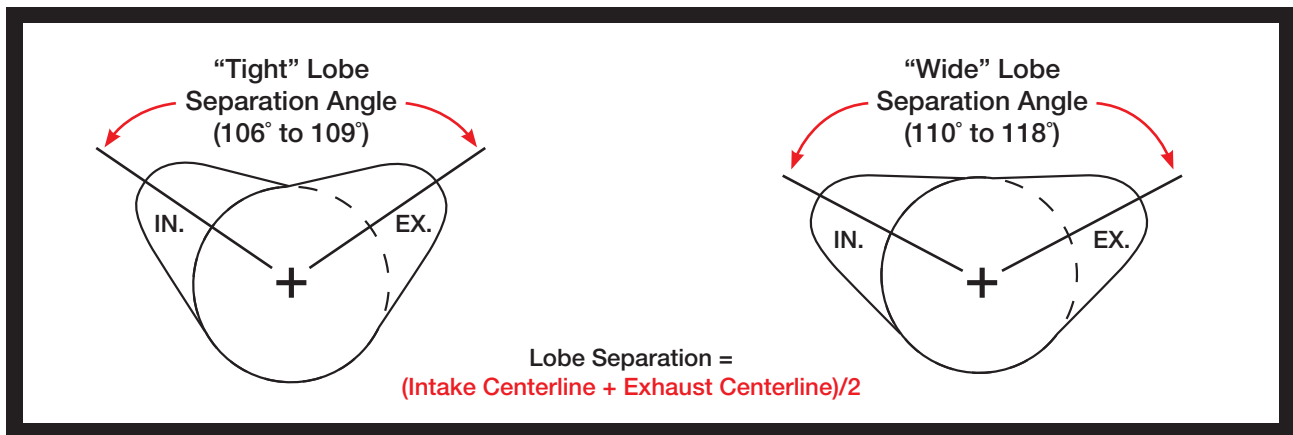
Lobe separation is the angle in camshaft degrees between the maximum lift points of the intake and exhaust valves. It is the result of the placement of the intake and exhaust lobes on the camshaft in relation to each other.

How is it measured?

Lobe separation can be measured using a dial indicator and a degree wheel but is usually calculated by dividing the sum of the intake centerline and the exhaust centerline by two.

What does it do?

Lobe separation affects valve overlap, which affects the nature of the power curve, idle quality, idle vacuum, etc.



Overlap

Overlap is the angle in crankshaft degrees that both the intake and exhaust valves are open. This occurs at the end of the exhaust stroke and the beginning of the intake stroke. Increasing duration and/or decreasing lobe separation increases overlap.

How is it measured?

Overlap can be calculated by adding the exhaust closing and the intake opening points. For example, a cam with an exhaust closing at 4° ATDC and an intake opening of 8° BTDC has 12° of overlap.

What does it do?

At high engine speeds, overlap allows the rush of exhaust gasses out the exhaust valve to help pull the fresh air/fuel mixture into the cylinder through the intake valve. Increased engine speed enhances the effect. Increasing overlap increases top end power and reduces low speed power and idle quality.

UNDERSTANDING CAMSHAFT SPECIFICATIONS *Continued*

Centerlines

The intake centerline is the point of highest lift on the intake lobe. It is expressed in crankshaft degrees ATDC. Likewise, the exhaust centerline is the point of highest lift on the exhaust lobe. It is expressed in crankshaft degrees BTDC. The cam centerline is the point halfway between the intake and exhaust centerlines.

Advance/Retard

Advancing or retarding the camshaft moves the engines' torque band around the RPM scale by moving the valve events further ahead or behind the movement of the piston. Typically, a racer will experiment with advancing or retarding a cam from "straight up" and see what works best for their application. Lunati camshafts are ground to provide maximum performance and are designed to be installed to the specifications listed on the cam card.

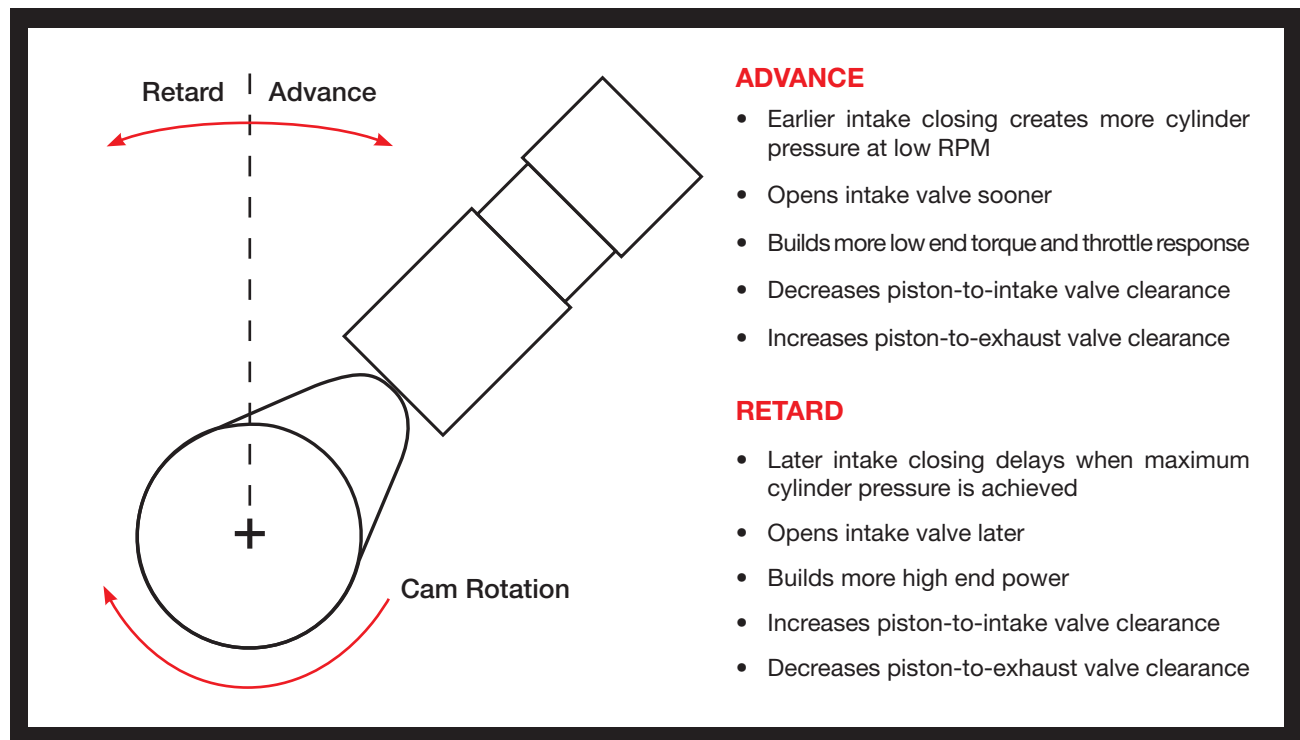
How is it measured?

A cam with 107° intake lobe centerline will actually be centered at 103° ATDC when installed 4° advanced.

Most Lunati camshafts have a certain amount of advance "ground in." "Ground in advance" can also be found by subtracting the intake lobe centerline from the lobe separation.

What does it do?

Advance improves low end power and response. For a general summary of the effects of camshaft timing, refer to the diagram below.



STEPS TO SELECTING A LUNATI CAMSHAFT

1. Locate the camshaft section that matches the engine in your vehicle.
2. Select the type of lifters your engine uses (or you plan to use). The type of cam is listed in the description: Hydraulic Flat Tappet, Hydraulic Roller, Solid (Mechanical) Flat Tappet, Solid (Mechanical) Roller
3. Select the category of cam grind that matches your application (Voodoo, Street/Strip, Drag Race, Oval Track, etc.)
4. Make sure the description and RPM range fit your engine application.
5. Select the cam and matching components or a perfectly matched kit that includes everything you need for your valvetrain. Matching component charts will be on the right hand page facing the cam spec chart.

1

2

CHEVROLET SMALL BLOCK V8 262-400 1955-PRESENT

HYDRAULIC FLAT TAPPET

Supercharger/Nitrous: These Lunati cams are specifically designed to get the most power out of supercharged and nitrous power adders. By adding exhaust duration through wider lobe separation, these application specific cams increase RPM where needed without sacrificing peak power.

Cam Part #	Pre-2011 Cam #	RPM Range	Valve Lift W/ 1.5 RR IN/EX	Duration @ .050" IN/EX	Advertised Duration IN/EX	LSA/ICL	Valve Lash IN/EX	Description
10120805	01005	2000 - 5500	.447"/.447"	223/223	290/290	114/111	Hyd/Hyd	Excellent cam for a truck with stock engine mounting a supercharger.
10120811	30111	2000 - 5500	.465"/.490"	220/230	270/280	110/106	Hyd/Hyd	Great off road performance and high performance street use. Needs 2000 RPM stall converter, headers and gearing. Works well with 50-125 HP nitrous. Good idle.
10120812	30112	2200 - 5600	.477"/.507"	225/235	275/285	110/106	Hyd/Hyd	Perfect for every day high performance street/strip car. Needs 2500 RPM stall converter, headers and gearing. Likes nitrous. Good idle.
10120806	01006	2200 - 6000	.488"/.509"	234/244	303/313	112/107	Hyd/Hyd	Great cam for street rod with well built 350-400 c.i. motors. Decent idle.
10120813	30113	2500 - 6200	.489"/.520"	230/240	280/290	110/106	Hyd/Hyd	Works well with 2500 RPM stall converter, headers and 4.10 gearing. Great with nitrous. Fair idle.
10120807	01007	2600 - 6500	.509"/.533"	244/254	313/328	112/107	Hyd/Hyd	Very good for a large c.i. motor running a lot of boost. Lopey idle.
10120814	30114	3200 - 6500	.507"/.534"	235/245	285/295	110/106	Hyd/Hyd	Good high performance cam for mild bracket race car. Likes nitrous. Fair idle.

3

4

KITS AND COMPONENTS

Lunati offers three types of kits: Cam & Lifter Kits, Complete Kits and Valve Spring Kits. Contents for each type of kit are listed and pictured below.

Cam and Lifter Kits are listed for available applications in the first column on the right hand page of cam charts on pages 14-271. They are not available for every application.



Contents:

- Camshaft
- Lifters
- Assembly Lube
- Decals
- Instruction Sheets

Complete Kits are listed for available applications in the second column on the right hand page of cam charts on pages 14-271. They are not available for every application.



Contents:

- Camshaft
- Lifters
- Valve Springs
- Retainers
- Locks
- Timing Set
- Assembly Lube
- Decals
- Instruction Sheets

Certain engine families do not have timing sets available in the complete kit.

Valve Spring Kits are listed for available applications in the seventh column on the right hand page of cam charts on pages 14-271. They are not available for every application. For specific contents of Valve Spring Kits, see pages 293-297 in the Valve Spring section of this catalog.



Contents:

- Valve Springs
- Retainers
- Valve Locks

HOW TO READ LUNATI CAMSHAFT PART NUMBERS

All new Lunati camshaft part numbers are eight digits in length. The next two pages give an explanation of how to read these new part numbers.

	Lifter Type	Engine Family	Cam Series	Cam I.D.
Digit Placement	X	XXX	XX	XX

LIFTER TYPE

The lifter types are listed below and comprise the first digit of a Lunati cam part number.

Lifter Code	Description
1	Hydraulic Flat Tappet
2	Hydraulic Roller Tappet
3	Solid (Mechanical) Flat Tappet
4	Solid (Mechanical) Roller Tappet

ENGINE FAMILY

The Engine Family listing is next and makes up the second through fourth digits of a Lunati cam part number. See the following page for a full application listing of camshafts available from Lunati.

CAM SERIES

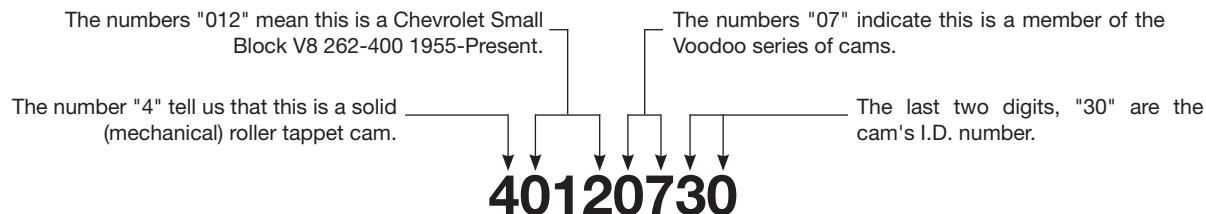
The Cam Series listing is next and makes up the fifth and sixth digits of a Lunati cam part number. Cam Series descriptions are given in the cam charts on pages 14-270.

Series Code	Description
01	Barebones
02	High Efficiency
03	Street Master
04	Bracket Master
05	Street/Strip
06	EFI Compatible
07	Voodoo
08	Supercharger/Nitrous
09	Drag Race/Oval Track
10	Factory Performance
11	Race Small Base Circle
12	Race 4/7 Swap Firing
13	Race 4/7 Swap Firing w/ Small Base Circle

CAM I.D.

The final two digits of a Lunati cam part number comprise the Cam I.D. which signifies the differences in all of the cams within a series. Camshaft descriptions are given for each part number in the cam charts on pages 14-275.

Part Number Example:





CAMSHAFT PART NUMBERS

Engine Code	Description	Page #
068	AMC 6 Cyl. 199-258 1964-1997	14
010	AMC V8 290-401 1966-1992	14
020	Chrysler V8 273-360 1967-Present	18
021	Chrysler V8 361-440 1958-Present (1-Bolt)	32
023	Chrysler V8 361-440 1958-Present (3-Bolt)	34
024	Chrysler V8 426 Hemi 1964-1971	46
112	Chrysler 5.7 and 6.1L Hemi 2003-2008 (Without Variable Cam Timing)	48
070	Ford 2000CC 1983-1987, 2300CC 1974-1989	50
072	Ford 2000CC 1971-1974	50
066	Ford 240-300 6 Cyl. 1965-1966 W/ 10" Deck Height	52
031	Ford V8 221-302 1962-1995 Firing Order 1-5-4-2-6-3-7-8	52
035	Ford V8 351W 1969-1996 and 302 H.O. 1962-1996 Firing Order 1-3-7-2-6-5-4-8	62
032	Ford V8 Boss 351, 351C, 351M, 400M 1970-1982	82
033	Ford V8 352-428 1963-1976	94
034	Ford V8 429-460 1968-1997	106
102	Ford 4.6L and 5.4L Modular 2 Valve 1991-Present	120
127	Ford 4.6L and 5.4L Modular 3 Valve 2004-Present	122
106	Ford 4.6L and 5.4L Modular 4 Valve 1993-Present	124
069	Buick V6 181-252 Even-Fire	126
092	Buick V8 350 1968-1980	128
096	Buick V8 400-455 1967-1976	130
094	Cadillac V8 368-500 1968-1974	132
016	Chevrolet V6 173 (60 Degree)	134
061	Chevrolet 6 Cylinder 194-250 1962-1984	134
018	Chevrolet V6 262 4.3L	134
009	Chevrolet V6 262 4.3L (Non-Balance Shaft)	138
056	Chevrolet V6 262 4.3L (Balance Shaft)	138
012	Chevrolet Small Block V8 262-400 1955-Present	140
008	Chevrolet Small Block LT1, LT4, and 1987-Present	192
054	GM V8 LS Gen III/IV 1997-Present, 3-Bolt	194
146	GM V8 LS Gen IV 2005-Present, 1-Bolt, Non-VVT	198
011	Chevrolet Big Block V8 396-454 1965-1996	200
001	Chevrolet Gen VI 454, 502 1996-2000	234
042	Oldsmobile All V8 1968-1990	238
052	Pontiac 4 Cylinder 151 Iron Duke 1979-1989 (2 Gear Cam Core)	248
014	Pontiac 4 Cylinder 151 1979-1989 (1 Gear Cam Core)	250
051	Pontiac All V8 Engines 1955-1981	250
030	Harley Davidson Big Twin Evolution 1984-2006	262
174	Harley Davidson Twin Cam Engines 1999-2006 (Except 2006 Dyna)	264
176	Harley Davidson Twin Cam Engines 2007-Present, 2006 Dyna	266
082	Holden V8 253-308 1968-1988	268
081	Holden V8 304-350 1988-1998	270

CAMSHAFTS

LIFTERS

VALVE SPRINGS

ROCKER ARMS

PUSHRODS

TIMING SETS

MISCELLANEOUS

AMC 6 CYLINDER 199-258 1964-1997

HYDRAULIC FLAT TAPPET

Voodoo: Lunati's Voodoo series of camshafts delivers more area under the curve than any other series of cams. This means more throttle response, quicker acceleration, more vacuum and better efficiency. These factors, combined with maximum horsepower and torque, make Voodoo camshafts the perfect choice for a wide range of high performance applications.

Cam Part #	Pre-2011 Cam #	RPM Range	Valve Lift W/ 1.6 RR IN/EX	Duration @ .050" IN/EX	Advertised Duration IN/EX	LSA/ICL	Valve Lash IN/EX	Description
10680700	63500	1000 - 5200	.484"/.484"	208/213	250/256	112/108	Hyd/Hyd	The best choice for all fuel injected TBI and MPI applications or smaller engines. Expect low to mid HP and torque gains. Excellent for both RV type vehicles or towing applications. Smooth idle.
10680701	63501	1300 - 5400	.484"/.507"	213/220	256/262	112/108	Hyd/Hyd	The best torque cam for 258 c.i. applications. Expect strong low to mid range HP and torque gains. Excellent for RV type vehicles, pleasure boats or towing applications. Good idle.
10680702	63502	1600 - 5800	.507"/.527"	220/226	262/268	112/108	Hyd/Hyd	Best choice for 258 c.i. street/mild strip performance vehicles. Good torque and HP production with heavier emphasis on the low to mid range. Will need better exhaust, induction, 2200 stall converter and 3.55 gears. Fair idle.
10680703	63503	2000 - 6000	.527"/.547"	226/234	268/276	110/106	Hyd/Hyd	Hot street or bracket cam for 258 c.i. engines. Will need aftermarket induction, 10.1 or better compression, 2800-3000 stall speed converter and 3.73-4.11 gears. Likes up to 200 HP nitrous. Very rough idle quality.

Note: On all camshaft charts on pages 14-271, there is a column labeled "Pre-2011 Cam #." In 2011, Lunati transitioned to a SMART part numbering system, however, the pre-2011 cam numbers can still be referenced when using this catalog and ordering.

AMC V8 290-401 1966-1992

HYDRAULIC FLAT TAPPET

High Efficiency: The High Efficiency Camshafts are computer designed for increased performance and improved fuel efficiency. These camshafts offer a substantial increase in low RPM performance while maintaining compatibility with most OEM computer controlled vehicles.

Cam Part #	Pre-2011 Cam #	RPM Range	Valve Lift W/ 1.6 RR IN/EX	Duration @ .050" IN/EX	Advertised Duration IN/EX	LSA/ICL	Valve Lash IN/EX	Description
10100275	06175	1000 - 4800	.470"/.470"	210/210	260/260	110/106	Hyd/Hyd	Factory replacement cam. Good off road, towing and economy cam. Smooth idle.
10100276	06176	1200 - 5200	.488"/.488"	218/218	268/268	110/106	Hyd/Hyd	Daily performance and off road and 4x4 cam. Good idle.
10100471	00171	1200 - 5100	.475"/.475"	218/218	288/288	110/106	Hyd/Hyd	Good low to mid range torque. Needs small converter. Noticeable idle.
10100472	00172	2000 - 5500	.478"/.478"	222/222	304/304	114/110	Hyd/Hyd	Great mid range torque. Converter, headers and aftermarket intake recommended. Good idle.

Bracket Master: The Bracket Master Camshafts are the best choice for some high performance street machines and mild performance bracket racing applications. They provide excellent power over a broad power band and give that lopey idle that is so popular.



AMC 6 CYLINDER 199-258 1964-1997

HYDRAULIC FLAT TAPPET

CAMSHAFTS

LIFTERS

VALVE SPRINGS

ROCKER ARMS

PUSHRODS

TIMING SETS

MISCELLANEOUS

Cam and Lifter Kit	Complete Kit	Lifters	Springs	Retainers	Locks	Valve Spring Kit	Valve Seals	Timing Set	Pushrods	Rocker Arms
10680700LK	10680700K ²⁵	71977PR-12 71977-12	73126-12 ²²	75744-12	77004-12 ²⁵	73126K5 ²⁵	78504-12 ²⁵	93027	N/A	N/A
10680701LK	10680701K ²⁵	71977PR-12 71977-12	73126-12 ²²	75744-12	77004-12 ²⁵	73126K5 ²⁵	78504-12 ²⁵	93027	N/A	N/A
10680702LK	10680702K ²⁵	71977PR-12 71977-12	73126-12 ²²	75744-12	77004-12 ²⁵	73126K5 ²⁵	78504-12 ²⁵	93027	N/A	N/A
10680703LK	10680703K ²⁵	71977PR-12 71977-12	73126-12 ²²	75744-12	77004-12 ²⁵	73126K5 ²⁵	78504-12 ²⁵	93027	N/A	N/A

AMC V8 290-401 1966-1992

HYDRAULIC FLAT TAPPET

Cam and Lifter Kit	Complete Kit	Lifters	Springs	Retainers	Locks	Valve Spring Kit	Valve Seals	Timing Set	Pushrods	Rocker Arms
10100275LK	10100275K	71977PR-16 71977-16	73126-16 74886-16	75744-16 75595-16	77004-16 77112-16	73126K1	78504-16 78505-16¹	92008 93018	81134-16 5070-16	N/A
10100276LK	10100276K	71977PR-16 71977-16	73126-16 74886-16	75744-16 75595-16	77004-16 77112-16	73126K1	78504-16 78505-16¹	92008 93018	81134-16 5070-16	N/A
10100471LK	10100471K	71977PR-16 71977-16	73126-16 74886-16	75744-16 75595-16	77004-16 77112-16	73126K1	78504-16 78505-16¹	93018	5070-16	N/A
10100472LK	10100472K	71977PR 71977-16	73126-16 74886-16	75744-16 75595-16	77004-16 77112-16	73126K1	78504-16 78505-16¹	93018	5070-16	N/A

NOTE: Part numbers in **BLUE** represent product upgrade

Master Footnote Listing is located on page 2 of this catalog

AMC V8 290-401 1966-1992

HYDRAULIC FLAT TAPPET

Street/Strip: These cams produce excellent power in mild to higher performance street and strip applications when moderate engine modifications have been made with proper gearing.

Cam Part #	Pre-2011 Cam #	RPM Range	Valve Lift W/ 1.6 RR IN/EX	Duration @ .050" IN/EX	Advertised Duration IN/EX	LSA/ICL	Valve Lash IN/EX	Description
10100505	31705	2500 - 5500	.508"/.508"	225/225	275/275	108/104	Hyd/Hyd	Mild performance use with increased carburetion and headers. Works well with small converter. Noticeable idle.
10100502	31702	2500 - 5600	.496"/.496"	228/235	285/300	110/106	Hyd/Hyd	Good mid range performance. Works well for mild bracket car. Works well with small converter. Fair idle.

Voodoo: Lunati's Voodoo series of camshafts deliver more area under the curve than any other series of camshafts. This means more throttle response, quicker acceleration, more vacuum and better efficiency. These factors, combined with maximum horsepower and torque, make Voodoo camshafts the perfect choice for a wide range of high performance applications.

10100700	64500	1000 - 5200	.484"/.484"	208/213	250/256	112/108	Hyd/Hyd	Best torque cam for 304 c.i. motors. Low to mid range HP and torque gains. Excellent for RV type vehicles, pleasure boats or towing applications. Good idle.
10100701	64501	1200 - 5500	.484"/.507"	213/220	256/262	112/108	Hyd/Hyd	Best choice for 304-360 c.i. daily driven street performance vehicle. Good low to mid range torque and HP. Works with A/C, power brakes and stock converter. Fair idle.
10100702	64502	1600 - 5800	.507"/.527"	220/226	262/268	112/108	Hyd/Hyd	Good torque for 390-401 c.i. daily driven street performance vehicle. Excellent low to mid range torque and HP. Works with A/C, power brakes and stock converter. Noticeable idle.
10100703	64503	2000 - 6000	.527"/.547"	226/234	268/276	110/106	Hyd/Hyd	High performance street/strip cam for 343-360 c.i. Excellent camshaft for 401 c.i. in heavier type vehicles with 9:5 compression ratio. Use 2200-2400 stall speed converter with 3.42 rear gears. Noticeable idle quality.
10100704	64504	2200 - 6200	.547"/.569"	234/242	276/284	110/106	Hyd/Hyd	Hot street or bracket cam for 360 c.i. engines or heavier 390-401 c.i. vehicles. 10.1 or better compression, 2800-3000 stall speed converter and 3.55-3.73 gears. Likes up to 200 HP nitrous. Very rough idle quality.

SOLID FLAT TAPPET

Drag Race: The Lunati Drag Race Cams are available for a wide range of racing applications from Sportsman to Pro. These camshafts produce unmatched torque for launching the vehicle off the starting line and maximum horsepower for a strong finish. Custom grinds are also available.

Cam Part #	Pre-2011 Cam #	RPM Range	Valve Lift W/ 1.6 RR IN/EX	Duration @ .050" IN/EX	Advertised Duration IN/EX	LSA/ICL	Valve Lash IN/EX	Description
30100907	41707	3500 - 7000	.550"/.550"	249/249	306/306	108/104	.022"/.022"	Good overall performance use, works well for street or bracket racing. Needs 3500 RPM stall converter. Rough idle.
30100903	41703	4200 - 7500	.553"/.553"	258/258	300/300	108/104	.030"/.032"	Good bracket race cam for medium weight car with automatic transmission. Needs 4500 RPM stall converter. Rough idle.
30100904	41704	4400 - 7600	.553"/.566"	258/267	300/310	108/104	.030"/.030"	Bracket race with increased compression in 401 c.i. motor. Needs 4500 RPM stall converter. Rough idle.
30100905	41705	4500 - 7800	.566"/.571"	267/279	310/320	108/104	.030"/.030"	390-401 c.i. with 4-speed bracket racing car. Increased compression ratio, carburetion and headers required. Needs 4500 RPM stall converter. Rough idle.

CAMSHAFTS

LIFTERS

VALVE SPRINGS

ROCKER ARMS

PUSHERS

TIMING SETS

MISCELLANEOUS



AMC V8 290-401 1966-1992

HYDRAULIC FLAT TAPPET

CAMSHAFTS

LIFTERS

VALVE SPRINGS

ROCKER ARMS

PUSHRODS

TIMING SETS

MISCELLANEOUS

Cam and Lifter Kit	Complete Kit	Lifters	Springs	Retainers	Locks	Valve Spring Kit	Valve Seals	Timing Set	Pushrods	Rocker Arms
10100505LK	10100505K	71977PR-16 71977-16	73126-16 74886-16	75740-16 75595-16	77112-16	73126K3	78504-16 78505-16¹	93018	5070-16	N/A
10100502LK	10100502K	71977PR-16 71977-16	73126-16 74886-16	75740-16 75595-16	77112-16	73126K3	78504-16 78505-16¹	93018	5070-16	N/A
10100700LK	10100700K	71977PR-16 71977-16	73126-16 74886-16	75744-16 75595-16	77004-16 77112-16	73126K1	78504-16 78505-16	93018	5064-16 7064-16	N/A
10100701LK	10100701K	71977PR-16 71977-16	73126-16 74886-16	75744-16 75595-16	77004-16 77112-16	73126K1	78504-16 78505-16	93018	5064-16 7064-16	N/A
10100702LK	10100702K	71977PR-16 71977-16	74600-16 ¹ 73100-16¹	75740-16	77112-16	74600K1 ¹ 73100K3¹	78504-16 78505-16	93018	5064-16 7064-16	N/A
10100703LK	10100703K	71977PR-16 71977-16	74600-16 ¹ 73100-16¹	75740-16	77112-16	74600K1 ¹ 73100K3¹	78504-16 78505-16	93018	5064-16 7064-16	N/A
10100704LK	10100704K	71977PR-16 71977-16	74600-16 ¹ 73100-16¹	75740-16	77112-16	74600K1 ¹ 73100K3¹	78504-16 78505-16	93018	5064-16 7064-16	N/A

SOLID FLAT TAPPET

Cam and Lifter Kit	Complete Kit	Lifters	Springs	Retainers	Locks	Valve Spring Kit	Valve Seals	Timing Set	Pushrods	Rocker Arms
N/A	N/A	70998-16 ² 70964-16²	74600-16 ¹ 73100-16¹	75740-16	77112-16	74600K1 ¹ 73100K3¹	78505-16 ¹	93018	5070-16 7994-16	N/A
N/A	N/A	70998-16 ² 70964-16²	74600-16 ¹ 73100-16¹	75740-16	77112-16	74600K1 ¹ 73100K3¹	78505-16 ¹	93018	5070-16 7994-16	N/A
N/A	N/A	70998-16 ² 70964-16²	74600-16 ¹ 73100-16¹	75740-16	77112-16	74600K1 ¹ 73100K3¹	78505-16 ¹	93018	5070-16 7994-16	N/A
N/A	N/A	70998-16 ² 70964-16²	74600-16 ¹ 73100-16¹	75740-16	77112-16	74600K1 ¹ 73100K3¹	78505-16 ¹	93018	5070-16 7994-16	N/A

NOTE: Part numbers in **BLUE** represent product upgrade

Master Footnote Listing is located on page 2 of this catalog

CHRYSLER V8 273-360 1967-PRESENT

HYDRAULIC FLAT TAPPET

High Efficiency: The High Efficiency Camshafts are computer designed for increased performance and improved fuel efficiency. These camshafts offer a substantial increase in low RPM performance while maintaining compatibility with most OEM computer controlled vehicles.

Cam Part #	Pre-2011 Cam #	RPM Range	Valve Lift W/ 1.5 RR IN/EX	Duration @ .050" IN/EX	Advertised Duration IN/EX	LSA/ICL	Valve Lash IN/EX	Description
10200207	06407	Idle - 4000	.405"/.427"	195/205	245/255	112	Hyd/Hyd	Good torque in 318 c.i. motor and good economy in 360 c.i. motor. Smooth idle.
10200205	06405	1000 - 4500	.441"/.441"	210/210	260/260	110	Hyd/Hyd	Good cam for daily usage with good low end torque and HP. Smooth idle.
10200260	90360	1500 - 4500	.427"/.454"	204/216	253/265	112/107	Hyd/Hyd	Good for daily usage. Off road, towing and economy. Smooth idle.
10200206	06406	1500 - 5300	.457"/.457"	218/218	268/268	110	Hyd/Hyd	Good cam for mild performance applications with good mid range and top end torque and HP. Good idle.

Street Master: Street Master Cams are specifically designed for Hot Pro Street cars and some bracket applications. These camshafts are computer designed to take advantage of maximum area under the curve without destroying valvetrain components.

10200312	304A2	Idle - 5500	.485"/.485"	220/220	266/266	110/104	Hyd/Hyd	Good for high performance street applications with good vacuum to work all power accessories. Needs headers, 9:1 compression and 3.50 gearing. Good idle.
10200301	07401	1800 - 5800	.477"/.477"	225/225	275/275	108	Hyd/Hyd	Good cam for mild high performance applications with 340-360 c.i. motors. Needs headers, 9.5:1 compression ratio and 3.50 gearing. Fair idle.
10200302	07402	2500 - 6200	.507"/.507"	235/235	285/285	108	Hyd/Hyd	Good cam for Pro Street applications with 340-360 c.i. motors. Needs 2500-3000 RPM stall converter, headers, 10:1 compression and 3.50+ gearing. Rough idle.
10200313	304A3	2800 - 6500	.514"/.536"	231/239	276/284	108/102	Hyd/Hyd	Excellent cam for high performance street and mild strip applications with 340-360 c.i. motors. Needs 3000 RPM stall converter, headers, 9.5:1 compression ratio and 3.90 gearing. Rough idle.
10200303	07403	3000 - 6500	.534"/.534"	245/245	295/295	108	Hyd/Hyd	Excellent cam for Pro Street applications with 340-360 c.i. motors. Needs 3500 RPM stall converter, headers, 10:1+ compression and 3.90+ gearing. Rough idle.

Bracket Master: The Bracket Master Camshafts are the best choice for some high performance street machines and mild performance bracket racing applications. They provide excellent power over a broad power band and give that lopey idle that is so popular.

10200442	00042	1500 - 5000	.458"/.458"	218/218	284/284	110	Hyd/Hyd	Good cam for high performance street applications with excellent low end torque and horsepower. Works well as replacement cam with no additional modifications necessary. Smooth idle.
10200443	00043	2000 - 5500	.480"/.480"	230/230	292/292	109	Hyd/Hyd	Good cam for high performance street applications with good low end and mid range torque and horsepower. Needs headers, 9:1 compression ratio and 3.50 gearing. Fair idle.

CAMSHAFTS

LIFTERS

VALVE SPRINGS

ROCKER ARMS

PUSHRODS

TIMING SETS

MISCELLANEOUS



CHRYSLER V8 273-360 1967-PRESENT

HYDRAULIC FLAT TAPPET

CAMSHAFTS

LIFTERS

VALVE SPRINGS

ROCKER ARMS

PUSHRODS

TIMING SETS

MISCELLANEOUS

Cam and Lifter Kit	Complete Kit	Lifters	Springs	Retainers	Locks	Valve Spring Kit	Valve Seals	Timing Set	Pushrods	Rocker Arms
10200207LK	10200207K	71977PR-16 71977-16	73262-16	75744-16	77002-16 ³	73262K1 ³	78504-16	94203 93010	80151-16 5500-16	15360-16
10200205LK	10200205K	71977PR-16 71977-16	73262-16	75744-16	77002-16 ³	73262K1 ³	78504-16	94203 93010	80151-16 5500-16	15360-16
10200260LK	10200260K	71977PR-16 71977-16	73262-16	75744-16	77002-16 ³	73262K1 ³	78504-16	94203 93010	80151-16 5500-16	15360-16
10200206LK	10200206K	71977PR-16 71977-16	73262-16	75744-16	77002-16 ³	73262K1 ³	78504-16	94203 93010	80151-16 5500-16	15360-16
10200312LK	10200312K	71977PR-16 71977-16	73262-16 74895-16¹	75740-16 75595-16	77126-16 ³	73262K3 74895K2^{1,3}	78504-16 78505-16¹	94203 93010	80151-16 5500-16	15360-16
10200301LK	10200301K	71977PR-16 71977-16	73262-16 74895-16¹	75740-16 75595-16	77126-16 ³	73262K3 74895K2^{1,3}	78504-16 78505-16¹	94203 93010	80151-16 5500-16	15360-16
10200302LK	10200302K	71977PR-16 71977-16	73195-16 ¹ 74895-16¹	75740-16 75595-16	77126-16 ³	73195K1 ^{1,3} 74895K2^{1,3}	78505-16 ¹	94203 93010	5500-16	15360-16
10200313LK	10200313K	71977PR-16 71977-16	73195-16 ¹ 74895-16¹	75740-16 75595-16	77126-16 ³	73195K1 ^{1,3} 74895K2^{1,3}	78505-16 ¹	94203 93010	5500-16	15360-16
10200303LK	10200303K	71977PR-16 71977-16	73195-16 ¹ 74895-16¹	75740-16 75595-16	77126-16 ³	73195K1 ^{1,3} 74895K2^{1,3}	78505-16 ¹	94203 93010	5500-16	15360-16
10200442LK	10200442K	71977PR-16 71977-16	73262-16 74895-16¹	75744-16 75595-16	77002-16 ³ 77126-16³	73262K1 ³ 74895K2^{1,3}	78504-16 78505-16¹	94203 93010	80151-16 5500-16	15360-16
10200443LK	10200443K	71977PR-16 71977-16	73262-16 74895-16¹	75744-16 75595-16	77002-16 ³ 77126-16³	73262K1 ³ 74895K2^{1,3}	78504-16 78505-16¹	94203 93010	80151-16 5500-16	15360-16

NOTE: Part numbers in **BLUE** represent product upgrade

Master Footnote Listing is located on page 2 of this catalog

CHRYSLER V8 273-360 1967-PRESENT

HYDRAULIC FLAT TAPPET

Street/Strip: These cams produce excellent power in mild to higher performance street and strip applications when moderate engine modifications have been made with proper gearing.

Cam Part #	Pre-2011 Cam #	RPM Range	Valve Lift W/ 1.5 RR IN/EX	Duration @ .050" IN/EX	Advertised Duration IN/EX	LSA/ICL	Valve Lash IN/EX	Description
10200502	30402	2400 - 5800	.465"/.465"	228/235	285/305	110/106	Hyd/Hyd	Good cam for everyday high performance use. Needs 2500 RPM stall converter, headers, 9.5:1 compression ratio and 3.50+ gearing. Lopey idle.
10200507	30407	3300 - 6600	.520"/.520"	240/240	290/290	106/102	Hyd/Hyd	Good for high performance street or mild bracket racing applications in 340-360 c.i. motors. Needs 3500 RPM stall converter, headers, 10.5:1+ compression ratio and 3.90+ gearing. Rough idle.
10200504	30404	3400 - 6700	.520"/.520"	244/244	304/304	110/106	Hyd/Hyd	Good for high performance street or bracket racing applications in 340-360 c.i. motors. Needs 3500-4000 RPM stall converter, headers, 12.5:1 compression, 4.10+ gearing. Rough idle.

Voodoo: Lunati's Voodoo series of camshafts deliver more area under the curve than any other series of camshafts. This means more throttle response, quicker acceleration, more vacuum and better efficiency. These factors, combined with maximum horsepower and torque, make Voodoo camshafts the perfect choice for a wide range of high performance applications.

10200700	60400	Idle - 5000	.454"/.454"	208/213	253/258	112/108	Hyd/Hyd	Very strong torque and increased HP for 273-360 c.i. motors. Compatible with stock type EFI. Works well for pleasure/ski boats and mild towing applications.
10200701	60401	1000 - 5500	.454"/.475"	213/220	258/265	112/108	Hyd/Hyd	Best mild performance cam. Works well in EFI applications with performance chip. Makes approximately 19" vacuum at idle. Great for performance marine and heavy towing applications. Great street rod cam. Slightly noticeable idle, works with stock converter, A/C, power brakes and stock springs in most cases.
10200702	60402	1400 - 5800	.475"/.494"	220/226	265/271	112/108	Hyd/Hyd	Mid level performance street cam with excellent drivability. Works well with stock type exhaust manifolds and dual plane intake with mild 4 bbl carb. Great 4X4 and performance marine cam where dry exhaust is used. Improved valve springs and roller rockers recommended.
10200703	60403	1800 - 6200	.494"/.513"	226/234	271/279	110/106	Hyd/Hyd	High performance street cam likes 2400 RPM stall, 700 CFM carb, dual plane intake and headers. Makes unequalled power to 6200 RPM with proper valve springs. Strong cam with great street manners for crate motor.
10200704	60404	2200 - 6400	.513"/.533"	234/242	279/287	110/106	Hyd/Hyd	Hot street cam, likes 2800 converter, hi-rise type dual plane intake with 750 CFM carb, headers, 10:1 compression and 3.73 gears. Likes up to 200 HP nitrous.
10200705	60405	2500 - 6600	.533"/.552"	242/252	287/297	110/106	Hyd/Hyd	Designed for hot street/bracket race applications, requires minimum 10.5:1 compression, 4.11 gearing and 3500 RPM stall converter. Works with up to 250 HP nitrous, pulls hard past 6500 RPM when coupled with the correct parts.

CAMSHAFTS

LIFTERS

VALVE SPRINGS

ROCKER ARMS

PUSHRODS

TIMING SETS

MISCELLANEOUS



CHRYSLER V8 273-360 1967-PRESENT

HYDRAULIC FLAT TAPPET

CAMSHAFTS

LIFTERS

VALVE SPRINGS

ROCKER ARMS

PUSHRODS

TIMING SETS

MISCELLANEOUS

Cam and Lifter Kit	Complete Kit	Lifters	Springs	Retainers	Locks	Valve Spring Kit	Valve Seals	Timing Set	Pushrods	Rocker Arms
10200502LK	10200502K	71977PR-16 71977-16	73195-16 ¹ 74895-16¹	75740-16 75595-16	77126-16 ³	73195K1 ^{1,3} 74895K2^{1,3}	78505-16 ¹	93010 95503	5500-16	15360-16
10200507LK	10200507K	71977-16	73195-16 ¹ 74895-16¹	75740-16 75595-16	77126-16 ³	73195K1 ^{1,3} 74895K2^{1,3}	78505-16 ¹	93010 95503	5500-16	15360-16
10200504LK	10200504K	71977-16	73195-16 ¹ 74895-16¹	75740-16 75595-16	77126-16 ³	73195K1 ^{1,3} 74895K2^{1,3}	78505-16 ¹	93010 95503	5500-16	15360-16
10200700LK	10200700K	71977PR-16 71977-16	73195-16 ¹ 74895-16¹	75740-16 75595-16	77126-16 ³	73195K1 ^{1,3} 74895K2^{1,3}	78505-16 ¹	94203 93010	80151-16 5500-16	15360-16
10200701LK	10200701K	71977PR-16 71977-16	73195-16 ¹ 74895-16¹	75740-16 75595-16	77126-16 ³	73195K1 ^{1,3} 74895K2^{1,3}	78505-16 ¹	94203 93010	80151-16 5500-16	15360-16
10200702LK	10200702K	71977PR-16 71977-16	73195-16 ¹ 74895-16¹	75740-16 75595-16	77126-16 ³	73195K1 ^{1,3} 74895K2^{1,3}	78505-16 ¹	94203 93010	5500-16	15360-16
10200703LK	10200703K	71977PR-16 71977-16	73195-16 ¹ 74895-16¹	75740-16 75595-16	77126-16 ³	73195K1 ^{1,3} 74895K2^{1,3}	78505-16 ¹	94203 93010	5500-16	15360-16
10200704LK	10200704K	71977-16	73195-16 ¹ 74895-16¹	75740-16 75595-16	77126-16 ³	73195K1 ^{1,3} 74895K2^{1,3}	78505-16 ¹	94203 93010	5500-16	15360-16
10200705LK	10200705K	71977-16	73195-16 ¹ 74895-16¹	75740-16 75595-16	77126-16 ³	73195K1 ^{1,3} 74895K2^{1,3}	78505-16 ¹	94203 93010	5500-16	15360-16

NOTE: Part numbers in BLUE represent product upgrade

Master Footnote Listing is located on page 2 of this catalog

CHRYSLER V8 273-360 1967-PRESENT

HYDRAULIC FLAT TAPPET

Factory Performance: These camshafts are Lunati's versions of OEM performance camshafts. They are designed for the individual who wants an exact factory replacement for their car when doing a restoration.

Cam Part #	Pre-2011 Cam #	RPM Range	Valve Lift W/ 1.5 RR IN/EX	Duration @ .050" IN/EX	Advertised Duration IN/EX	LSA/ICL	Valve Lash IN/EX	Description
10201002	10402	2500 - 6500	.462"/.473"	232/242	298/308	112	Hyd/Hyd	Lunati's version of the 340 c.i. motor high performance cam.

HYDRAULIC ROLLER

High Efficiency Retro-Fit: The High Efficiency Camshafts are computer designed for increased performance and improved fuel efficiency. These camshafts offer a substantial increase in low RPM performance while maintaining compatibility with most OEM computer controlled vehicles.

Cam Part #	Pre-2011 Cam #	RPM Range	Valve Lift W/ 1.5 RR IN/EX	Duration @ .050" IN/EX	Advertised Duration IN/EX	LSA/ICL	Valve Lash IN/EX	Description
20200211	504A1	Idle - 4800	.447"/.447"	206/206	272/272	114/108	Hyd/Hyd	Great stock replacement cam with good economy and excellent torque and HP. Good idle.
20200212	504A2	1200 - 5200	.492"/.492"	210/218	276/284	112/106	Hyd/Hyd	Good high performance street cam with slight lope. Works with all power accessories. Fair idle.
20200216	50416	1300 - 4800	.403"/.415"	203/209	265/270	113/109	Hyd/Hyd	Good replacement over factory cam with strong mid range torque and HP. Works with factory valvetrain. Smooth idle.
20200217	50417	1500 - 5200	.470"/.489"	206/215	258/268	112/108	Hyd/Hyd	Smooth idle. Good cam for factory replacement with excellent low end and mid range torque and horsepower that requires minor upgrades to the factory computer.
20200218	50418	1800 - 5500	.416"/.447"	209/213	270/279	114/110	Hyd/Hyd	Good cam for daily performance vehicles with very strong mid range torque and horsepower. Works well with stock stall converter and requires performance upgrades to factory computer. Fair idle.

Voodoo Retro-Fit: Lunati's Voodoo series of camshafts deliver more area under the curve than any other series of camshafts. This means more throttle response, quicker acceleration, more vacuum and better efficiency. These factors, combined with maximum horsepower and torque, make Voodoo camshafts the perfect choice for a wide range of high performance applications.

20200710	60410	1400 - 5400	.507"/.515"	211/219	262/270	112/106	Hyd/Hyd	Very strong increase in low RPM torque and HP. Works well with OEM EFI, great inboard/outboard marine cam for economy and skiing.
20200711	60411	1800 - 5800	.515"/.530"	219/227	270/278	112/106	Hyd/Hyd	Great mid range torque and power. Likes 2000 RPM stall converter and works great in towing applications with lower gearing. Largest for inboard/outboard performance marine use.
20200712	60412	2200 - 6200	.535"/.550"	231/239	282/290	110/106	Hyd/Hyd	High performance street cam. Likes upgraded intake, carb and exhaust. Needs 2800 RPM stall converter in most cases. Requires 9.5:1 compression.
20200713	60413	2600 - 6600	.560"/.565"	243/251	294/302	110/106	Hyd/Hyd	Serious street/race cam. Needs 10.5:1 compression and 3200 RPM stall converter. Works with moderate nitrous and small superchargers. Healthy idle quality.

CAMSHAFTS

LIFTERS

VALVE SPRINGS

ROCKER ARMS

PUSHRODS

TIMING SETS

MISCELLANEOUS



CHRYSLER V8 273-360 1967-PRESENT

HYDRAULIC FLAT TAPPET

CAMSHAFTS

Cam and Lifter Kit	Complete Kit	Lifters	Springs	Retainers	Locks	Valve Spring Kit	Valve Seals	Timing Set	Pushrods	Rocker Arms
10201002LK	10201002K	71977PR-16 71977-16	73262-16 74895-16¹	75744-16 75595-16	77002-16 ³ 77126-16³	73262K1 ³ 74895K2^{1,3}	78504-16 78505-16¹	94203 93010	80151-16 5500-16	15360-16

LIFTERS

HYDRAULIC ROLLER

Cam and Lifter Kit	Complete Kit	Lifters	Springs	Retainers	Locks	Valve Spring Kit	Valve Seals	Timing Set	Pushrods	Rocker Arms
20200211LK	20200211K	72337-16	73195-16 ¹ 74895-16¹	75740-16 75595-16	77126-16 ³	73195K1 ^{1,3} 74895K2^{1,3}	78505-16 ¹	94203 93010	N/A	15360-16
20200212LK	20200212K	72337-16	73195-16 ¹ 74895-16¹	75740-16 75595-16	77126-16 ³	73195K1 ^{1,3} 74895K2^{1,3}	78505-16 ¹	94203 93010	N/A	15360-16
20200216LK	20200216K	72337-16	73195-16 ¹ 74895-16¹	75740-16 75595-16	77126-16 ³	73195K4 ^{1,3} 74895K2^{1,3}	78505-16 ¹	94203 93010	N/A	15360-16
20200217LK	20200217K	72337-16	73195-16 ¹ 74895-16¹	75740-16 75595-16	77126-16 ³	73195K1 ^{1,3} 74895K2^{1,3}	78505-16 ¹	94203 93010	N/A	15360-16
20200218LK	20200218K	72337-16	73195-16 ¹ 74895-16¹	75740-16 75595-16	77126-16 ³	73195K1 ^{1,3} 74895K2^{1,3}	78505-16 ¹	94203 93010	N/A	15360-16
20200710LK	20200710K	72337-16	73195-16 ¹ 74895-16¹	75740-16 75595-16	77126-16 ³	73195K1 ^{1,3} 74895K2^{1,3}	78505-16 ¹	94203 93010	N/A	15360-16
20200711LK	20200711K	72337-16	73195-16 ¹ 74895-16¹	75740-16 75595-16	77126-16 ³	73195K1 ^{1,3} 74895K2^{1,3}	78505-16 ¹	94203 93010	N/A	15360-16
20200712LK	20200712K	72337-16	73195-16 ¹ 74895-16¹	75740-16 75595-16	77126-16 ³	73195K1 ^{1,3} 74895K2^{1,3}	78505-16 ¹	94203 93010	N/A	15360-16
20200713LK	20200713K	72337-16	73195-16 ¹ 74895-16¹	75740-16 75595-16	77126-16 ³	73195K1 ^{1,3} 74895K2^{1,3}	78505-16 ¹	94203 93010	N/A	15360-16

VALVE SPRINGS

ROCKER ARMS

PUSHRODS

TIMING SETS

MISCELLANEOUS

NOTE: Part numbers in BLUE represent product upgrade

Master Footnote Listing is located on page 2 of this catalog

CHRYSLER V8 273-360 1967-PRESENT

HYDRAULIC ROLLER

Voodoo 1985-92 W/ Long Snout, Mechanical Fuel Pump and Shaft Rockers: Lunati's Voodoo series of camshafts deliver more area under the curve than any other series of camshafts. This means more throttle response, quicker acceleration, more vacuum and better efficiency. These factors, combined with maximum horsepower and torque, make Voodoo camshafts the perfect choice for a wide range of high performance applications.

Cam Part #	Pre-2011 Cam #	RPM Range	Valve Lift W/ 1.5 RR IN/EX	Duration @ .050" IN/EX	Advertised Duration IN/EX	LSA/ICL	Valve Lash IN/EX	Description
20200714	60710	Idle - 4800	.485"/.485"	207/213	258/264	112/106	Hyd/Hyd	Great towing cam for 340+ c.i.. Good performance increase in 318 c.i. throughout RPM range. May require computer modifications in smaller applications.
20200715	60711	1200 - 5200	.485"/.485"	213/219	264/270	112/106	Hyd/Hyd	Great performance cam in 340+ c.i. applications. Works well with computer modifications or increased induction systems. Likes headers and 3.42+ gearing.

Voodoo 1988-91 W/ Short Snout, Electric Fuel Pump and Shaft Rockers 1.5RR: Lunati's Voodoo series of camshafts deliver more area under the curve than any other series of camshafts. This means more throttle response, quicker acceleration, more vacuum and better efficiency. These factors, combined with maximum horsepower and torque, make Voodoo camshafts the perfect choice for a wide range of high performance applications.

20200716	NEW	Idle - 4800	.485"/.485"	207/213	258/264	112/106	Hyd/Hyd	Great towing cam for 340+ c.i.. Good performance increase in 318 c.i. throughout RPM range. May require computer modifications in smaller applications.
20200717	NEW	1200 - 5200	.485"/.485"	213/219	264/270	112/106	Hyd/Hyd	Great performance cam in 340+ c.i. applications. Works well with computer modifications or increased induction systems. Likes headers and 3.42+ gearing.

SOLID FLAT TAPPET

Voodoo: Lunati's Voodoo series of camshafts deliver more area under the curve than any other series of camshafts. This means more throttle response, quicker acceleration, more vacuum and better efficiency. These factors, combined with maximum horsepower and torque, make Voodoo camshafts the perfect choice for a wide range of high performance applications.

Cam Part #	Pre-2011 Cam #	RPM Range	Valve Lift W/ 1.5 RR IN/EX	Duration @ .050" IN/EX	Advertised Duration IN/EX	LSA/ICL	Valve Lash IN/EX	Description
30200740	60440	2400 - 6600	.526"/.546"	235/243	264/272	110/106	.016"/.016"	Excellent hot street/strip cam with great torque and HP from low to high end. Needs 2500 RPM stall converter, headers, 10:1+ compression, 3.55-3.73 gearing. Lopey idle.
30200741	60441	2600 - 6800	.546"/.566"	243/251	272/280	110/106	.016"/.016"	High performance street/mild bracket cam with good mid range to high end torque and HP. Needs 3000 RPM stall converter, headers, 10.5:1+ compression, 3.73-3.90 gearing. Lopey idle.
30200742	60442	2800 - 7000	.566"/.586"	251/259	280/288	110/106	.016"/.016"	Pro Street/bracket race cam with good mid range to high end torque and HP. Needs 3200 RPM stall converter, headers, 11:1+ compression, 3.90+ gearing. Rough idle.
30200743	60443	3000 - 7200	.586"/.606"	259/267	288/296	110/106	.016"/.016"	Pro Street/bracket race cam with excellent mid range to high end torque and HP. Needs 3500 RPM stall converter, headers, 11:1+ compression, 4.10 gearing. Rough idle.

CAMSHAFTS

LIFTERS

VALVE SPRINGS

ROCKER ARMS

PUSHERS

TIMING SETS

MISCELLANEOUS



CHRYSLER V8 273-360 1967-PRESENT

HYDRAULIC ROLLER

CAMSHAFTS

LIFTERS

VALVE SPRINGS

ROCKER ARMS

PUSHRODS

TIMING SETS

MISCELLANEOUS

Cam and Lifter Kit Complete Kit Lifters Springs Retainers Locks Valve Spring Kit Valve Seals Timing Set Pushrods Rocker Arms

N/A	N/A	N/A	73949-16	75744-16	77002-16	73949K1	78504-16	92002 94203	7034-16	15360-16
-----	-----	-----	----------	----------	----------	---------	----------	----------------	---------	----------

N/A	N/A	N/A	73949-16	75744-16	77002-16	73949K1	78504-16	92002 94203	7034-16	15360-16
-----	-----	-----	----------	----------	----------	---------	----------	----------------	---------	----------

N/A	N/A	N/A	73126-16	75744-16	77002-16 ³	73126K1 ³	78504-16	92002 94203	7034-16	15360-16
-----	-----	-----	----------	----------	-----------------------	----------------------	----------	----------------	---------	----------

N/A	N/A	N/A	73126-16	75744-16	77002-16 ³	73126K1 ³	78504-16	92002 94203	7034-16	15360-16
-----	-----	-----	----------	----------	-----------------------	----------------------	----------	----------------	---------	----------

SOLID FLAT TAPPET

Cam and Lifter Kit Complete Kit Lifters Springs Retainers Locks Valve Spring Kit Valve Seals Timing Set Pushrods Rocker Arms

30200740LK	30200740K	70937-16 ⁴ 70964-16 ⁴	73195-16 ¹ 74895-16 ¹	75740-16 75595-16	77126-16 ³	73195K1 ^{1,3} 74895K2 ^{1,3}	78505-16 ¹	93010 95503	5500-16	15360-16
------------	-----------	------------------------------------------------	------------------------------------------------	----------------------	-----------------------	--------------------------------------------------	-----------------------	----------------	---------	----------

30200741LK	30200741K	70937-16 ⁴ 70964-16 ⁴	73195-16 ¹ 74895-16 ¹	75740-16 75595-16	77126-16 ³	73195K1 ^{1,3} 74895K2 ^{1,3}	78505-16 ¹	93010 95503	5500-16	15360-16
------------	-----------	------------------------------------------------	------------------------------------------------	----------------------	-----------------------	--------------------------------------------------	-----------------------	----------------	---------	----------

30200742LK	30200742K	70937-16 ⁴ 70964-16 ⁴	73195-16 ¹ 74895-16 ¹	75740-16 75595-16	77126-16 ³	73195K1 ^{1,3} 74895K2 ^{1,3}	78505-16 ¹	93010 95503	5500-16	15360-16
------------	-----------	------------------------------------------------	------------------------------------------------	----------------------	-----------------------	--------------------------------------------------	-----------------------	----------------	---------	----------

30200743LK	30200743K	70937-16 ⁴ 70964-16 ⁴	73128-16 ¹	75749-16	77126-16 ³	73128K2 ^{1,3}	78505-16 ¹	93010 95503	5500-16	15360-16
------------	-----------	------------------------------------------------	-----------------------	----------	-----------------------	------------------------	-----------------------	----------------	---------	----------

NOTE: Part numbers in BLUE represent product upgrade

Master Footnote Listing is located on page 2 of this catalog

CHRYSLER V8 273-360 1967-PRESENT

SOLID FLAT TAPPET

Drag Race: The Lunati Drag Race Cams are available for a wide range of racing applications from Sportsman to Pro. These camshafts produce unmatched torque for launching the vehicle off the starting line and maximum horsepower for a strong finish. Custom grinds are also available.

Cam Part #	Pre-2011 Cam #	RPM Range	Valve Lift w/ 1.5 RR IN/EX	Duration @ .050" IN/EX	Advertised Duration IN/EX	LSA/ICL	Valve Lash IN/EX	Description
30200912	404A2	3000 - 7000	.570"/.570"	251/251	278/278	105/99	.016"/.016"	Good cam for high performance street or bracket racing in 340-360 c.i. motors. Needs 3500 RPM stall converter, headers, 10:1 compression ratio and 4.10 gearing. Rough idle.
30200913	404A3	3500 - 7200	.582"/.582"	255/255	282/282	108/102	.016"/.016"	Excellent cam for high performance street or bracket racing in 340-360 c.i. motors. Largest cam recommended for daily driven street machine. Needs 3800-4000 RPM stall converter, headers, 10.5:1 compression ratio and 4.10+ gearing. Rough idle.
30200915	40415	3800 - 7000	.525"/.534"	255/259	296/298	106/102	.024"/.026"	Good cam for bracket racing or Limited Modified with 2 bbl carburetor. Needs 4000-4500 RPM stall converter, headers, 10:1+ compression ratio and 4.10+ gearing. Rough idle.
30200907	40407	3800 - 7000	.550"/.550"	256/256	292/292	108/104	.024"/.026"	Good cam for bracket racing or oval track applications. Needs 4000-4500 RPM stall converter, headers, 10.5:1 compression ratio and 4.10+ gearing. Rough idle.
30200918	40418	4200 - 7500	.550"/.571"	256/268	290/302	106/102	.024"/.026"	Good cam for all out bracket racing in a heavy car. Needs 4500-5000 RPM stall converter or 4-speed transmission, headers, 11:1 compression ratio and 4.56+ gearing. Rough idle.
30200914	404A4	4500 - 8000	.597"/.620"	263/271	290/298	106/100	.016"/.016"	Excellent cam for bracket racing in 340-360 c.i. motors. Will run in 10 second range. Needs 4500-5000 RPM stall converter or 4-speed transmission, headers, 12:1 compression ratio and 4.56+ gearing. Rough idle.
30200916	40416	4500 - 7500	.582"/.603"	269/279	308/318	106/102	.018"/.020"	Good cam for all out bracket racing in a light car. Needs 5500 RPM stall converter or 4-speed transmission, headers, 11.5:1+ compression ratio and 4.88+ gearing. Rough idle.

CAMSHAFTS

LIFTERS

VALVE SPRINGS

ROCKER ARMS

PUSHRODS

TIMING SETS

MISCELLANEOUS



CHRYSLER V8 273-360 1967-PRESENT

SOLID FLAT TAPPET

CAMSHAFTS

LIFTERS

VALVE SPRINGS

ROCKER ARMS

PUSHRODS

TIMING SETS

MISCELLANEOUS

Cam and Lifter Kit	Complete Kit	Lifters	Springs	Retainers	Locks	Valve Spring Kit	Valve Seals	Timing Set	Pushrods	Rocker Arms
N/A	N/A	70937-16 70964-16	73195-16 74895-16	75740-16 75595-16	77126-16	73195K1 ^{1,3} 74895K2	78505-16	93010 95503	5500-16	15360-16
N/A	N/A	70937-16 70964-16	73195-16 74895-16	75740-16 75595-16	77126-16	73195K1 ^{1,3} 74895K2	78505-16	93010 95503	5500-16	15360-16
N/A	N/A	70937-16 70964-16	73195-16 74895-16	75740-16 75595-16	77126-16	73195K1 ^{1,3} 74895K2	78505-16	93010 95503	5500-16	15360-16
N/A	N/A	70937-16 70964-16	73195-16 74895-16	75740-16 75595-16	77126-16	73195K1 ^{1,3} 74895K2	78505-16	93010 95503	5500-16	15360-16
N/A	N/A	70937-16 70964-16	73195-16 74895-16	75740-16 75595-16	77126-16	73195K1 ^{1,3} 74895K2	78505-16	93010 95503	5500-16	15360-16
N/A	N/A	70937-16	73195-16	75740-16	77126-16	73195K1 ^{1,3}	78505-16	93010 95503	5500-16	15360-16
N/A	N/A	70937-16 70964-16	73195-16 74895-16	75740-16 75595-16	77126-16	73195K1 ^{1,3} 74895K2	78505-16	93010 95503	5500-16	15360-16

NOTE: Part numbers in **BLUE** represent product upgrade

Master Footnote Listing is located on page 2 of this catalog

CHRYSLER V8 273-360 1967-PRESENT

SOLID FLAT TAPPET

Oval Track: The Oval Track Cam series from Lunati is designed to pull hard off the corner and have a broad powerband to accelerate down the straights. The right fit for pavement or dirt, these camshafts will give you the power and control that you need. Custom grinds are also available.

Cam Part #	Pre-2011 Cam #	RPM Range	Valve Lift W/ 1.5 RR IN/EX	Duration @ .050" IN/EX	Advertised Duration IN/EX	LSA/ICL	Valve Lash IN/EX	Description
30200917	40417	3400 - 6500	.532"/.543"	244/249	283/288	106/102	.024"/.026"	Good cam for 340 or 360. Works well on short tracks and tight corners. Great for rules limiting carb and intake.
30200908	40408	3800 - 7200	.507"/.519"	249/258	290/300	108/104	.030"/.030"	Good cam for hot street or mild bracket racing with 340-360 c.i. motors. Needs 4000-4500 RPM stall converter, headers, 10:1 compression ratio and 4.10 gearing. Lopey idle.
30200912	404A2	3000 - 7000	.570"/.570"	251/251	278/278	105/99	.016"/.016"	Good cam for high performance street or bracket racing in 340-360 c.i. motors. Needs 3500 RPM stall converter, headers, 10:1 compression ratio and 4.10 gearing. Rough idle.
30200913	404A3	3500 - 7200	.582"/.582"	255/255	282/282	108/102	.016"/.016"	Excellent cam for high performance street or bracket racing in 340-360 c.i. motors. Largest cam recommended for daily driven street machine. Needs 3800-4000 RPM stall converter, headers, 10.5:1 compression ratio and 4.10 gearing or better. Rough idle.
30200915	40415	3800 - 7000	.525"/.534"	255/259	296/298	106/102	.024"/.026"	Good cam for bracket racing or limited modified with 2 bbl carburetor. Needs 4000-4500 RPM stall converter, headers, 10:1 compression ratio or better and 4.10 gearing or better. Rough idle.
30200907	40407	3800 - 7000	.550"/.550"	256/256	292/292	108/104	.024"/.026"	Good cam for bracket racing or oval track applications. Needs 4000-4500 RPM stall converter, headers, 10.5:1 compression ratio and 4.10 gearing or better. Rough idle.
30200914	404A4	4500 - 8000	.597"/.620"	263/271	290/298	106/100	.016"/.016"	Excellent cam for bracket racing in 340-360 c.i. motors. Will run in 10 second range. Needs 4500-5000 RPM stall converter or 4-speed transmission, headers, 12:1 compression ratio and 4.56 gearing or better. Rough idle.
<p>Factory Performance: These camshafts are Lunati's versions of OEM performance camshafts. They are designed for the individual who wants an exact factory replacement for their car when doing a restoration.</p>								
30201011	404A1	2500 - 6500	.548"/.548"	243/243	270/270	110/104	.018"/.018"	Lunati's version of the "purple shaft" cam with increased torque and horsepower throughout the power range. Lopey idle.

CAMSHAFTS

LIFTERS

VALVE SPRINGS

ROCKER ARMS

PUSHRODS

TIMING SETS

MISCELLANEOUS



CHRYSLER V8 273-360 1967-PRESENT

SOLID FLAT TAPPET

CAMSHAFTS

LIFTERS

VALVE SPRINGS

ROCKER ARMS

PUSHRODS

TIMING SETS

MISCELLANEOUS

Cam and Lifter Kit	Complete Kit	Lifters	Springs	Retainers	Locks	Valve Spring Kit	Valve Seals	Timing Set	Pushrods	Rocker Arms
N/A	N/A	70937-16 ⁴ 70964-16⁴	73195-16 ¹ 74895-16	76732-16	77126-16 ³	73195K1 ^{1,3} 74895K2	78505-16 ¹	93010 95503	5500-16	15360-16
N/A	N/A	70937-16 70964-16	73195-16 74895-16	75740-16 75595-16	77126-16	73195K1 ^{1,3} 74895K2	78505-16	93010 95503	5500-16	15360-16
N/A	N/A	70937-16 70964-16	73195-16 74895-16	75740-16 75595-16	77126-16	73195K1 ^{1,3} 74895K2	78505-16	93010 95503	5500-16	15360-16
N/A	N/A	70937-16 70964-16	73195-16 74895-16	75740-16 75595-16	77126-16	73195K1 ^{1,3} 74895K2	78505-16	93010 95503	5500-16	15360-16
N/A	N/A	70937-16 70964-16	73195-16 74895-16	75740-16 75595-16	77126-16	73195K1 ^{1,3} 74895K2	78505-16	93010 95503	5500-16	15360-16
N/A	N/A	70937-16 70964-16	73195-16 74895-16	75740-16 75595-16	77126-16	73195K1 ^{1,3} 74895K2	78505-16	93010 95503	5500-16	15360-16
N/A	N/A	70937-16	73195-16	75740-16	77126-16	73195K1 ^{1,3}	78505-16	93010 95503	5500-16	15360-16
30201011LK	30201011K	70937-16 ⁴ 70964-16⁴	73195-16 ¹ 74895-16¹	75740-16 75595-16	77126-16 ³	73195K1 ^{1,3} 74895K2^{1,3}	78505-16 ¹	93010 95503	5500-16	15360-16

NOTE: Part numbers in **BLUE** represent product upgrade

Master Footnote Listing is located on page 2 of this catalog

CHRYSLER V8 273-360 1967-PRESENT

SOLID ROLLER

Voodoo: Lunati's Voodoo series of camshafts deliver more area under the curve than any other series of camshafts. This means more throttle response, quicker acceleration, more vacuum and better efficiency. These factors, combined with maximum horsepower and torque, make Voodoo camshafts the perfect choice for a wide range of high performance applications.

Cam Part #	Pre-2011 Cam #	RPM Range	Valve Lift W/ 1.5 RR IN/EX	Duration @ .050" IN/EX	Advertised Duration IN/EX	LSA/ICL	Valve Lash IN/EX	Description
40200730 ¹⁸	60430	2500 - 6400	.555"/.566"	231/237	261/267	110/106	.016"/.016"	Good high performance street cam with good mid range torque and HP. Works well in 318-360 c.i. motors. Needs 2500 RPM stall converter or 4-speed transmission, header, 9:1+ compression ratio and 3.55+ gearing. Lopey idle.
40200731 ¹⁸	60431	2500 - 6600	.566"/.578"	237/243	267/273	110/106	.016"/.016"	Good cam for high performance street or mild strip applications. Needs 2500-3000 RPM stall converter or 4-speed transmission, headers, 9.5:1+ compression ratio and 3.73+ gearing. Rough idle.
40200732 ¹⁸	60432	2800 - 6800	.578"/.585"	243/249	273/279	110/106	.016"/.016"	Good cam for street/strip applications has good mid range and upper RPM, torque and HP. Works well in 340 c.i. motors. Needs 2800-3200 RPM stall converter or 4-speed transmission headers, 10:1+ compression ratio and 3.90+ gearing. Rough idle.
40200733 ¹⁸	60433	3000 - 7000	.585"/.600"	249/255	279/285	110/106	.016"/.016"	Excellent cam for street/strip applications. Has good mid range and excellent upper RPM, torque and HP. Works well in 346-360 c.i. motors. Needs 3200-3500 RPM stall converter or 4 speed transmission, headers, 10.5:1+ compression ratio or better and 4.10 gearing. Rough idle
40200734 ¹⁸	60434	3200 - 7200	.600"/.600"	255/263	285/293	110/104	.016"/.016"	Good cam for Pro Street or mild bracket racing applications. Works well in 360+ c.i. motors. Needs 3500+ RPM stall converter, headers, 10.5:1+ compression ratio and 4.56+ gearing. Rough idle.

Drag Race: The Lunati Drag Race Cams are available for a wide range of racing applications from Sportsman to Pro. These camshafts produce unmatched torque for launching the vehicle off the starting line and maximum horsepower for a strong finish. Custom grinds are also available.

40200913 ¹⁸	504A3	3500 - 7400	.626"/.626"	255/263	288/296	106/100	.026"/.026"	Excellent cam for bracket racing in 340-360 c.i. motors. Will run in 10 second range. Needs 3500-4000 RPM stall converter or 4-speed transmission, headers, 10:1+ compression ratio and 4.10+ gearing. Rough idle.
40200914 ¹⁸	504A4	4500 - 8000	.640"/.640"	273/281	302/310	106/100	.026"/.026"	Excellent cam for bracket or Super Stock racing with 340-360 c.i. motors. Has set record in NHRA SS/LA class. Needs 4500-5000 RPM stall converter, headers, 11:1+ compression ratio and 4.88+ gearing. Rough idle.
40200915 ¹⁸	504A5	5000 - 8300	.640"/.640"	281/285	310/314	106/100	.026"/.026"	Excellent cam for Super Gas or bracket racing with lots of mid range and upper RPM torque and HP. Very reliable on valvetrain parts. Needs 5500 RPM stall converter, headers, 12:1 compression ratio and 5.13+ gearing. Rough idle.

CAMSHAFTS

LIFTERS

VALVE SPRINGS

ROCKER ARMS

PUSHRODS

TIMING SETS

MISCELLANEOUS



CHRYSLER V8 273-360 1967-PRESENT

SOLID ROLLER

CAMSHAFTS

LIFTERS

VALVE SPRINGS

ROCKER ARMS

PUSHRODS

TIMING SETS

MISCELLANEOUS

Cam and Lifter Kit	Complete Kit	Lifters	Springs	Retainers	Locks	Valve Spring Kit	Valve Seals	Timing Set	Pushrods	Rocker Arms
40200730LK ¹⁸	40200730K ¹⁸	72420-16 72450-16	73117-16 ¹ 74620-16¹	75741-16 75748-16	77126-16 ³	73117K4 ^{1,3} 74620K5^{1,3}	78505-16 ¹	93010 95503	7062-16	15360-16
4200731LK ¹⁸	40200731K ¹⁸	72420-16 72450-16	73117-16 ¹ 74620-16¹	75741-16 75748-16	77126-16 ³	73117K4 ^{1,3} 74620K5^{1,3}	78505-16 ¹	93010 95503	7062-16	15360-16
4200732LK ¹⁸	40200732K ¹⁸	72420-16 72450-16	73117-16 ¹ 74620-16¹	75741-16 75748-16	77126-16 ³	73117K4 ^{1,3} 74620K5^{1,3}	78505-16 ¹	93010 95503	7062-16	15360-16
4200733LK ¹⁸	40200733K ¹⁸	72420-16 72450-16	73117-16 ¹ 74620-16¹	75741-16 75748-16	77126-16 ³	73117K4 ^{1,3} 74620K5^{1,3}	78505-16 ¹	93010 95503	7062-16	15360-16
4200734LK ¹⁸	40200734K	72420-16 72450-16	73117-16 ¹ 74620-16¹	75741-16 75748-16	77126-16 ³	73117K4 ^{1,3} 74620K5^{1,3}	78505-16 ¹	93010 95503	7062-16	15360-16
N/A	N/A	72420-16 72450-16	74620-16 ¹ 75825-16¹	76730-16 76731-16	77126-16 ³	74620K6 ^{1,3} 74620K5^{1,3}	78505-16 ¹	93010 95503	7062-16	15360-16
N/A	N/A	72420-16 72450-16	74620-16 ¹ 75825-16¹	76730-16 76731-16	77126-16 ³	74620K6 ^{1,3} 74620K5^{1,3}	78505-16 ¹	93010 95503	7062-16	15360-16
N/A	N/A	72420-16 72450-16	74620-16 ¹ 75825-16¹	76730-16 76731-16	77126-16 ³	74620K6 ^{1,3} 74620K5^{1,3}	78505-16 ¹	93010 95503	7062-16	15360-16

NOTE: Part numbers in **BLUE** represent product upgrade

Master Footnote Listing is located on page 2 of this catalog

CHRYSLER V8 361-440 1958-PRESENT

HYDRAULIC FLAT TAPPET

High Efficiency: The High Efficiency Camshafts are computer designed for increased performance and improved fuel efficiency. These camshafts offer a substantial increase in low RPM performance while maintaining compatibility with most OEM computer controlled vehicles.

Cam Part #	Pre-2011 Cam #	RPM Range	Valve Lift W/ 1.5 RR IN/EX	Duration @ .050" IN/EX	Advertised Duration IN/EX	LSA/ICL	Valve Lash IN/EX	Description
10210240	90440	1000 - 5000	.441"/.441"	210/210	260/260	110/106	Hyd/Hyd	Works well in 400-440 c.i. for towing or daily street usage. Smooth idle.
10210207	06307	1200 - 5200	.457"/.457"	218/218	268/268	110	Hyd/Hyd	Works well in 383-440 c.i. motors for daily high performance street usage. Needs increased compression ratio. Good idle.
10210241	80440	1500 - 5000	.454"/.480"	216/228	265/277	112/107	Hyd/Hyd	Good for daily usage. Performance and fuel efficiency. Smooth idle.

Street Master: Street Master Cams are specifically designed for Hot Pro Street cars and some bracket applications. These camshafts are computer designed to take advantage of maximum area under the curve without destroying valvetrain components.

10210301	07301	2000 - 5500	.477"/.477"	225/225	275/275	108	Hyd/Hyd	Excellent cam for 440 c.i. motors with increased carburetion or six pack. Will work with stock or 2000 RPM stall converter. Fair idle.
10210302	07302	2500 - 6000	.507"/.507"	235/235	285/285	108	Hyd/Hyd	Excellent cam for high performance street or mild bracket racing with 383-440 c.i. motors. Needs 2500-3000 RPM stall converter, headers, 10:1 compression ratio and 3.90 gearing. Rough idle.
10210303	07303	3000 - 6500	.534"/.534"	245/245	295/295	108	Hyd/Hyd	Excellent cam for Pro Street or mild bracket racing with 383-440 c.i. motors. Needs 3000-3500 RPM stall converter, headers, 10.5:1 compression ratio and 3.90+ gearing. Works well with 850 CFM carburetor. Rough idle.

Bracket Master: The Bracket Master Camshafts are the best choice for some high performance street machines and mild performance bracket racing applications. They provide excellent power over a broad power band and give that lope idle that is so popular.

10210432	00032	2500 - 6000	.480"/.480"	230/230	292/292	109	Hyd/Hyd	Excellent cam for high performance street and mild race applications with 383-440 c.i. motors. Needs 2500 RPM stall converter, headers, 9.5:1-10.5:1 compression ratio and 3.70+ gearing.
----------	-------	-------------	-------------	---------	---------	-----	---------	-------------------------------------------------------------------------------------------------------------------------------------------------------------------------------------------

CAMSHAFTS

LIFTERS

VALVE SPRINGS

ROCKER ARMS

PUSHRODS

TIMING SETS

MISCELLANEOUS



CHRYSLER V8 361-440 1958-PRESENT

HYDRAULIC FLAT TAPPET

CAMSHAFTS

LIFTERS

VALVE SPRINGS

ROCKER ARMS

PUSHRODS

TIMING SETS

MISCELLANEOUS

Cam and Lifter Kit	Complete Kit	Lifters	Springs	Retainers	Locks	Valve Spring Kit	Valve Seals	Timing Set	Pushrods	Rocker Arms
10210240LK	10210240K	71977PR-16 ⁶ 71977-16⁶	73815-16 74820-16¹	75744-16 75595-16	77012-16 ⁵ 77127-16⁵	73815K4 ⁵ 74820K11^{1,5}	78504-16 78505-16¹	92010 94204	5502-16	15370-16
10210207LK	10210207K	71977PR-16 ⁶ 71977-16⁶	73815-16 74820-16¹	75744-16 75595-16	77012-16 ⁵ 77127-16⁵	73815K4 ⁵ 74820K11^{1,5}	78504-16 78505-16¹	92010 94204	5502-16	15370-16
10210241LK	10210241K	71977PR-16 ⁶ 71977-16⁶	73815-16 74820-16¹	75744-16 75595-16	77012-16 ⁵ 77127-16⁵	73815K4 ⁵ 74820K11^{1,5}	78504-16 78505-16¹	92010 94204	5502-16	15370-16
10210301LK	10210301K	71977PR-16 ⁶ 71977-16⁶	73815-16 74820-16¹	75740-16 75595-16	77127-16 ⁵	73815K6 ⁶ 74820K11^{1,5}	78504-16 78505-16¹	94204 93011	5502-16	15370-16
10210302LK	10210302K	71977PR-16 ⁶ 71977-16⁶	73815-16 74820-16¹	75740-16 75595-16	77127-16 ⁵	73815K6 ⁶ 74820K11^{1,5}	78504-16 78505-16¹	94204 93011	5502-16	15370-16
10210303LK	10210303K	71977PR-16 ⁶ 71977-16⁶	73815-16 74820-16¹	75740-16 75595-16	77127-16 ⁵	73815K6 ⁶ 74820K11^{1,5}	78504-16 78505-16¹	94204 93011	5502-16	15370-16
10210432LK	10210432K	71977PR-16 ⁶ 71977-16⁶	73815-16 74820-16¹	75740-16 75595-16	77127-16 ⁵	73815K6 ⁶ 74820K11^{1,5}	78504-16 78505-16¹	94204 93011	5502-16	15370-16

NOTE: Part numbers in **BLUE** represent product upgrade

Master Footnote Listing is located on page 2 of this catalog

CHRYSLER V8 361-440 1958-PRESENT

HYDRAULIC FLAT TAPPET

Voodoo (3-Bolt): Lunati's Voodoo series of camshafts deliver more area under the curve than any other series of camshafts. This means more throttle response, quicker acceleration, more vacuum and better efficiency. These factors, combined with maximum horsepower and torque, make Voodoo camshafts the perfect choice for a wide range of high performance applications.

Cam Part #	Pre-2011 Cam #	RPM Range	Valve Lift w/ 1.5 RR IN/EX	Duration @ .050" IN/EX	Advertised Duration IN/EX	LSA/ICL	Valve Lash IN/EX	Description
10230700	60300	Idle - 5000	.454"/.454"	208/213	253/258	112/108	Hyd/Hyd	Very strong torque and increased HP for 383-440 c.i. motors. Compatible with stock type fuel injection. Works great for pleasure/ski boats and mild towing applications.
10230701	60301	1000 - 5500	.454"/.475"	213/220	258/265	112/108	Hyd/Hyd	Best mild performance cam. Works excellent in fuel injection applications with performance chip. Makes approximately 19" vacuum at idle. Great for performance oriented marine applications and heavy towing applications. Perfect street rod cam. Has slightly noticeable idle, works with stock converter, A/C, power brakes and stock valve springs in most cases.
10230702	60302	1400 - 5800	.475"/.494"	220/226	265/271	112/108	Hyd/Hyd	Mid-level performance street cam with excellent drivability. Works well with stock type exhaust manifolds and dual plane intake with mild 4 bbl carb. This is an awesome 4x4 and performance marine cam where dry exhaust is used. Improved valve springs and roller rockers recommended.
10230703	60303	1800 - 6200	.494"/.513"	226/234	271/279	110/106	Hyd/Hyd	This high performance street cam likes 2400 RPM stall, 800 CFM carb, dual plane intake and headers. Makes unequalled power to 6200 RPM with proper valve springs.
10230704	60304	2200 - 6400	.513"/.533"	234/242	279/287	110/106	Hyd/Hyd	Hot street cam, likes 2800 converter, hi-rise type dual plane intake with 850 CFM carb, headers, 10:1 compression and 3.73 gearing. Likes up to 200 HP nitrous.
10230705	60305	2500 - 6600	.533"/.552"	242/252	287/297	110/106	Hyd/Hyd	Designed for very hot street/bracket race applications, this cam requires a minimum of 10.5:1 compression, 4.11 gearing and 3500 RPM stall converter. Works with up to 250 HP nitrous, and pulls very hard past 6500 RPM when coupled with the correct parts.



CHRYSLER V8 361-440 1958-PRESENT

HYDRAULIC FLAT TAPPET

CAMSHAFTS

LIFTERS

VALVE SPRINGS

ROCKER ARMS

PUSHRODS

TIMING SETS

MISCELLANEOUS

Cam and Lifter Kit	Complete Kit	Lifters	Springs	Retainers	Locks	Valve Spring Kit	Valve Seals	Timing Set	Pushrods	Rocker Arms
10230700LK	10230700K	71977PR-16 ⁶ 71977-16⁶	73815-16 74820-16¹	75740-16 75595-16	77127-16 ⁵	73815K6 ⁵ 74820K11^{1,5}	78504-16 78505-16¹	94225 93022	5502-16	15370-16
10230701LK	10230701K	71977PR-16 ⁶ 71977-16⁶	73815-16 74820-16¹	75740-16 75595-16	77127-16 ⁵	73815K6 ⁵ 74820K11^{1,5}	78504-16 78505-16¹	94225 93022	5502-16	15370-16
10230702LK	10230702K	71977PR-16 ⁶ 71977-16⁶	73815-16 74820-16¹	75740-16 75595-16	77127-16 ⁵	73815K6 ⁵ 74820K11^{1,5}	78504-16 78505-16¹	94225 93022	5502-16	15370-16
10230703LK	10230703K	71977PR-16 ⁶ 71977-16⁶	73100-16 ¹ 74820-16¹	75740-16 75595-16	77127-16 ⁵	73100K7 ⁵ 74820K11^{1,5}	78505-16 ¹	94225 93022	5502-16	15370-16
10230704LK	10230704K	71977-16 ⁶	73100-16 ¹ 74820-16¹	75740-16 75595-16	77127-16 ⁵	73100K7 ⁵ 74820K11^{1,5}	78505-16 ¹	94225 93022	5502-16	15370-16
10230705LK	10230705K	71977-16 ⁶	73100-16 ¹ 74820-16¹	75740-16 75595-16	77127-16 ⁵	73100K7 ⁵ 74820K11^{1,5}	78505-16 ¹	94225 93022	5502-16	15370-16

NOTE: Part numbers in **BLUE** represent product upgrade

Master Footnote Listing is located on page 2 of this catalog

CHRYSLER V8 361-440 1958-PRESENT

HYDRAULIC FLAT TAPPET

Drag Race (1-Bolt): The Lunati Drag Race Cams are available for a wide range of racing applications from Sportsman to Pro. These camshafts produce unmatched torque for launching the vehicle off the starting line and maximum horsepower for a strong finish. Custom grinds are also available.

Cam Part #	Pre-2011 Cam #	RPM Range	Valve Lift W/ 1.5 RR IN/EX	Duration @ .050" IN/EX	Advertised Duration IN/EX	LSA/ICL	Valve Lash IN/EX	Description
10210902	30302	2400 - 5800	.465"/.465"	228/235	285/300	110/106	Hyd/Hyd	Good cam for high performance street applications with single 4 bbl carburetor. Needs 2500 RPM stall converter, headers, 9:1+ compression ratio and 3.70+ gearing. Fair idle.
10210906	30306	3000 - 6500	.507"/.534"	235/245	285/295	110/106	Hyd/Hyd	Good cam for high performance street and mild racing applications with 383-440 c.i. motors. Needs 3000-3500 RPM stall converter, headers, 10:1+ compression ratio and 3.90+ gearing. Rough idle.
10210907	30307	3200 - 6800	.520"/.547"	240/250	290/300	110/106	Hyd/Hyd	Good cam for high performance street or Pro Street racing applications. Needs 3500-3800 RPM stall converter, headers, 11:1 compression ratio and 4.10-4.56 gearing. Rough idle.
10210908	30308	3000 - 6800	.540"/.540"	250/255	300/305	108/104	Hyd/Hyd	Good cam for high performance street or bracket racing applications with 383-440 c.i. motors. Needs 3500-4000 RPM stall converter, headers, 11:1+ compression ratio and 4.56+ gearing. Rough idle.

Drag Race (3-Bolt): The Lunati Drag Race Cams are available for a wide range of racing applications from Sportsman to Pro. These camshafts produce unmatched torque for launching the vehicle off the starting line and maximum horsepower for a strong finish. Custom grinds are also available.

10230902	33702	2400 - 5800	.465"/.465"	228/235	285/300	110/106	Hyd/Hyd	Good cam for high performance street applications with single 4 bbl carburetor. Needs 2500 RPM stall converter, headers, 9:1+ compression ratio and 3.70+ gearing. Fair idle.
10230906	33706	3000 - 6500	.507"/.534"	235/245	285/295	110/106	Hyd/Hyd	Good cam for high performance street and mild racing applications with 383-440 c.i. motors. Needs 3000-3500 RPM stall converter, headers, 10:1+ compression ratio and 3.90+ gearing. Rough idle.
10230907	33707	3200 - 6800	.520"/.547"	240/250	290/300	110/106	Hyd/Hyd	Good cam for high performance street or Pro Street racing applications. Needs 3500-3800 RPM stall converter, headers, 11:1 compression ratio and 4.10-4.56 gearing. Rough idle.
10230908	33708	3000 - 6800	.540"/.540"	250/255	300/305	108/104	Hyd/Hyd	Good cam for high performance street or bracket racing applications with 383-440 c.i. motors. Needs 3500-4000 RPM stall converter, headers, 11:1+ compression ratio and 4.56+ gearing. Rough idle.

Factory Performance: These camshafts are Lunati's versions of OEM performance camshafts. They are designed for the individual who wants an exact factory replacement for their car when doing a restoration.

10211005	10305	1800 - 5500	.455"/.470"	216/226	278/288	112	Hyd/Hyd	Lunati's version of the 375 HP 440 Mopar performance cam.
----------	-------	-------------	-------------	---------	---------	-----	---------	-----------------------------------------------------------

CAMSHAFTS

LIFTERS

VALVE SPRINGS

ROCKER ARMS

PUSHRODS

TIMING SETS

MISCELLANEOUS



CHRYSLER V8 361-440 1958-PRESENT

HYDRAULIC FLAT TAPPET

CAMSHAFTS

LIFTERS

VALVE SPRINGS

ROCKER ARMS

PUSHRODS

TIMING SETS

MISCELLANEOUS

Cam and Lifter Kit	Complete Kit	Lifters	Springs	Retainers	Locks	Valve Spring Kit	Valve Seals	Timing Set	Pushrods	Rocker Arms
N/A	N/A	71977PR-16 ⁶ 71977-16⁶	73815-16 74820-16¹	75740-16 75595-16	77127-16 ⁵	73815K6 ⁵ 74820K11^{1.5}	78504-16 78505-16¹	93011 95504	5502-16	15370-16
N/A	N/A	71977PR-16 ⁶ 71977-16⁶	73815-16 74820-16¹	75740-16 75595-16	77127-16 ⁵	73815K6 ⁵ 74820K11^{1.5}	78504-16 78505-16¹	93011 95504	5502-16	15370-16
N/A	N/A	71977PR-16 ⁶ 71977-16⁶	73100-16 ¹ 74820-16¹	75740-16 75595-16	77127-16 ⁵	73100K7 ⁵ 74820K11^{1.5}	78505-16 ¹	93011 95504	5502-16	15370-16
N/A	N/A	71977PR-16 ⁶ 71977-16⁶	73100-16 ¹ 74820-16¹	75740-16 75595-16	77127-16 ⁵	73100K7 ⁵ 74820K11^{1.5}	78505-16 ¹	93011 95504	5502-16	15370-16
N/A	N/A	71977PR-16 ⁶ 71977-16⁶	73815-16 74820-16¹	75740-16 75595-16	77127-16 ⁵	73815K6 ⁵ 74820K11^{1.5}	78504-16 78505-16¹	93022 95525	5502-16	15370-16
N/A	N/A	71977PR-16 ⁶ 71977-16⁶	73815-16 74820-16¹	75740-16 75595-16	77127-16 ⁵	73815K6 ⁵ 74820K11^{1.5}	78504-16 78505-16¹	93022 95525	5502-16	15370-16
N/A	N/A	71977PR-16 ⁶ 71977-16⁶	73100-16 ¹ 74820-16¹	75740-16 75595-16	77127-16 ⁵	73100K7 ^{1.5} 74820K11^{1.5}	78505-16 ¹	93022 95525	5502-16	15370-16
N/A	N/A	71977PR-16 ⁶ 71977-16⁶	73100-16 ¹ 74820-16¹	75740-16 75595-16	77127-16 ⁵	73100K7 ^{1.5} 74820K11^{1.5}	78505-16 ¹	93022 95525	5502-16	15370-16
10211005LK	10211005K	71977PR-16 ⁶ 71977-16⁶	73815-16 74820-16¹	75740-16 75595-16	77127-16 ⁵	73815K6 ⁵ 74820K11^{1.5}	78504-16 78505-16¹	92010 94204	5502-16	15370-16

NOTE: Part numbers in BLUE represent product upgrade

Master Footnote Listing is located on page 2 of this catalog

CHRYSLER V8 361-440 1958-PRESENT

HYDRAULIC ROLLER

Voodoo Retro-Fit (3-Bolt): Lunati's Voodoo series of camshafts deliver more area under the curve than any other series of camshafts. This means more throttle response, quicker acceleration, more vacuum and better efficiency. These factors, combined with maximum horsepower and torque, make Voodoo camshafts the perfect choice for a wide range of high performance applications.

Cam Part #	Pre-2011 Cam #	RPM Range	Valve Lift W/ 1.5 RR IN/EX	Duration @ .050" IN/EX	Advertised Duration IN/EX	LSA/ICL	Valve Lash IN/EX	Description
20230710	60310	1400 - 5400	.507"/.515"	211/219	262/270	112/106	Hyd/Hyd	Very strong increase in low RPM torque and power. Works well with OEM style injection, great inboard/outboard marine cam for economy and skiing.
20230711	60311	1800 - 5800	.515"/.530"	219/227	270/278	112/106	Hyd/Hyd	Great midrange torque and power. Likes 2000 RPM stall converter and works great in towing applications with lower gearing. Largest for inboard/outboard performance marine use.
20230712	60312	2200 - 6200	.535"/.550"	231/239	282/290	110/106	Hyd/Hyd	High performance street cam. Likes upgraded intake, carb and exhaust. Needs 2800 RPM stall converter in most cases. Requires 9.5:1 compression for maximum performance.
20230713	60313	2600 - 6600	.560"/.565"	243/251	294/302	110/106	Hyd/Hyd	Serious street/race cam. Needs 10.5:1 compression and 3200 RPM stall converter. Works with moderate nitrous and small superchargers. Very healthy idle quality.

SOLID FLAT TAPPET

Voodoo (3-Bolt): Lunati's Voodoo series of camshafts deliver more area under the curve than any other series of camshafts. This means more throttle response, quicker acceleration, more vacuum and better efficiency. These factors, combined with maximum horsepower and torque, make Voodoo camshafts the perfect choice for a wide range of high performance applications.

Cam Part #	Pre-2011 Cam #	RPM Range	Valve Lift W/ 1.5 RR IN/EX	Duration @ .050" IN/EX	Advertised Duration IN/EX	LSA/ICL	Valve Lash IN/EX	Description
30230740	60340	2400 - 6600	.526"/.546"	235/243	264/272	110/106	.016"/.016"	Excellent hot street/strip cam with excellent torque and horsepower from low end to high end. Needs 2500 RPM stall converter, headers, 10:1+ compression ratio and 3.55 to 3.73 gearing. Lopey idle.
30230741	60341	2600 - 6800	.546"/.566"	243/251	272/280	110/106	.016"/.016"	High performance street/mild bracket cam with good mid range to high end torque and horsepower. Needs 3000 RPM stall converter, headers, 10.5:1+ compression ratio and 3.73 to 3.90 gearing. Lopey idle.
30230742	60342	2800 - 7000	.566"/.586"	251/259	280/288	110/106	.016"/.016"	Pro Street/bracket race cam with good mid range to high end torque and horsepower. Needs 3200 RPM stall converter, headers, 11:1+ compression ratio and 3.90+ gearing. Rough idle.
30230743	60343	3000 - 7200	.586"/.606"	259/267	288/296	110/106	.016"/.016"	Pro Street/bracket race cam with excellent mid range to high end torque and horsepower. Needs 3500 RPM stall converter, headers, 11:1+ compression ratio and 4.10+ gearing. Rough idle.

CAMSHAFTS

LIFTERS

VALVE SPRINGS

ROCKER ARMS

PUSHRODS

TIMING SETS

MISCELLANEOUS



CHRYSLER V8 361-440 1958-PRESENT

HYDRAULIC ROLLER

CAMSHAFTS

LIFTERS

VALVE SPRINGS

ROCKER ARMS

PUSHRODS

TIMING SETS

MISCELLANEOUS

Cam and Lifter Kit	Complete Kit	Lifters	Springs	Retainers	Locks	Valve Spring Kit	Valve Seals	Timing Set	Pushrods	Rocker Arms
20230710LK	20230710K	72338-16	73124-16 ¹ 74820-16¹	75741-16 75595-16	77127-16 ⁵	73124K3 ^{1,5} 74820K11^{1,5}	78505-16 ¹	94225 93022	N/A	15370-16
20230711LK	20230711K	72338-16	73124-16 ¹ 74820-16¹	75741-16 75595-16	77127-16 ⁵	73124K3 ^{1,5} 74820K11^{1,5}	78505-16 ¹	94225 93022	N/A	15370-16
20230712LK	20230712K	72338-16	73124-16 ¹ 74820-16¹	75741-16 75595-16	77127-16 ⁵	73124K3 ^{1,5} 74820K11^{1,5}	78505-16 ¹	94225 93022	N/A	15370-16
20230713LK	20230713K	72338-16	73121-16 ¹ 74820-16¹	75748-16 75595-16	77127-16 ⁵	73121K5 ^{1,5} 74820K11^{1,5}	78505-16 ¹	94225 93022	N/A	15370-16

SOLID FLAT TAPPET

Cam and Lifter Kit	Complete Kit	Lifters	Springs	Retainers	Locks	Valve Spring Kit	Valve Seals	Timing Set	Pushrods	Rocker Arms
30230740LK	30230740K	70937-16 ⁴ 70964-16⁴	73100-16 ¹ 74820-16¹	75740-16 75595-16	77127-16 ⁵	73100K7 ^{1,5} 74820K11^{1,5}	78505-16 ¹	93022 95525	N/A	15370-16
30230741LK	30230741K	70937-16 ⁴ 70964-16⁴	73100-16 ¹ 74820-16¹	75740-16 75595-16	77127-16 ⁵	73100K7 ^{1,5} 74820K11^{1,5}	78505-16 ¹	93022 95525	N/A	15370-16
30230742LK	30230742K	70937-16 ⁴ 70964-16⁴	73100-16 ¹ 74820-16¹	75740-16 75595-16	77127-16 ⁵	73100K7 ^{1,5} 74820K11^{1,5}	78505-16 ¹	93022 95525	N/A	15370-16
30230743LK	30230743K	70937-16 ⁴ 70964-16⁴	73100-16 ¹ 74820-16¹	75740-16 75748-16	77127-16 ⁵	73100K7 ^{1,5} 74820K11^{1,5}	78505-16 ¹	93022 95525	N/A	15370-16

NOTE: Part numbers in BLUE represent product upgrade

Master Footnote Listing is located on page 2 of this catalog

CHRYSLER V8 361-440 1958-PRESENT

SOLID FLAT TAPPET

Drag Race (1-Bolt): The Lunati Drag Race Cams are available for a wide range of racing applications from Sportsman to Pro. These camshafts produce unmatched torque for launching the vehicle off the starting line and maximum horsepower for a strong finish. Custom grinds are also available.

Cam Part #	Pre-2011 Cam #	RPM Range	Valve Lift w/ 1.5 RR IN/EX	Duration @ .050" IN/EX	Advertised Duration IN/EX	LSA/ICL	Valve Lash IN/EX	Description
30210909	40309	3600 - 6800	.518"/.540"	249/261	306/316	108/106	.020"/.022"	Good high performance street or bracket racing applications with 383-440 c.i. motors. Needs 4000 RPM stall converter, headers, 10:1+ compression and 3.90+ gearing.
30210917	40317	4000 - 7000	.552"/.570"	254/264	293/303	108/106	.018"/.020"	Good cam for Pro Street or bracket racing applications with 383-440 c.i. motors. Needs 4000-4500 RPM stall converter, headers, 10.5:1 compression ratio and 4.10 gearing. Rough idle.
30210912	40312	4200 - 7200	.540"/.563"	261/271	316/326	108/106	.020"/.022"	Good for bracket racing with 383-440 c.i. motors in medium weight car. Needs 4500 RPM stall converter, headers, 11:1+ compression, 4.56-4.88 gearing. Rough idle.
30210916	40316	4600 - 7800	.600"/.600"	276/276	322/322	108/106	.026"/.028"	Excellent cam for Super Gas or bracket racing with 400-440 c.i. motors. Needs 5000 RPM stall converter, headers, 12:1 compression ratio and 4.88-5.38 gearing. Rough idle.
30210918	40318	4600 - 8000	.617"/.632"	279/283	308/316	106/102	.022"/.024"	Good for bracket racing with 400-440 c.i. motors and ported aftermarket heads. Needs 5000-5500 RPM stall converter, headers, 12.5:1+ compression and 5.13-5.38 gearing. Rough idle.

Drag Race (3-Bolt): The Lunati Drag Race Cams are available for a wide range of racing applications from Sportsman to Pro. These camshafts produce unmatched torque for launching the vehicle off the starting line and maximum horsepower for a strong finish. Custom grinds are also available.

30230909	43709	3600 - 6800	.518"/.540"	249/261	306/316	108/106	.020"/.022"	Good for high performance street or bracket racing with 383-440 c.i. motors. Needs 4000 RPM stall converter, headers, 10:1+ compression and 3.90 gearing. Rough idle.
30230917	43717	4000 - 7000	.552"/.570"	254/264	293/303	108/106	.018"/.020"	Good cam for Pro Street or bracket racing applications with 383-440 c.i. motors. Needs 4000-4500 RPM stall converter, headers, 10.5:1 compression ratio and 4.10 gearing. Rough idle.
30230912	43712	4200 - 7200	.540"/.563"	261/271	316/326	108/106	.020"/.022"	Good for bracket racing with 383-440 c.i. motors in medium weight car. Needs 4500 RPM stall converter, headers, 11:1+ compression, 4.56-4.88 gearing. Rough idle.
30230916	43716	4600 - 7800	.600"/.600"	276/276	322/322	108/106	.026"/.028"	Excellent for Super Gas or bracket racing with 400-440 c.i. motors. Needs 5000 RPM stall converter, headers, 12:1 compression, 4.88-5.38 gearing. Rough idle.
30230918	43718	4600 - 8000	.617"/.632"	279/283	308/316	106/102	.022"/.024"	Good for bracket racing with 400-440 c.i. motors and ported aftermarket heads. Needs 5000-5500 RPM stall converter, headers, 12.5:1+ compression ratio or and 5.13-5.38 gearing. Rough idle.

CAMSHAFTS

LIFTERS

VALVE SPRINGS

ROCKER ARMS

PUSHRODS

TIMING SETS

MISCELLANEOUS



CHRYSLER V8 361-440 1958-PRESENT

SOLID FLAT TAPPET

CAMSHAFTS

LIFTERS

VALVE SPRINGS

ROCKER ARMS

PUSHRODS

TIMING SETS

MISCELLANEOUS

Cam and Lifter Kit	Complete Kit	Lifters	Springs	Retainers	Locks	Valve Spring Kit	Valve Seals	Timing Set	Pushrods	Rocker Arms
N/A	N/A	70937-16 ⁴ 70964-16⁴	73100-16 ¹ 74820-16¹	75740-16 75595-16	77127-16 ⁵	73100K7 ^{1.5} 74820K11^{1.5}	78505-16 ¹	93011 95504	N/A	15370-16
N/A	N/A	70937-16 ⁴ 70964-16⁴	73100-16 ¹ 74820-16¹	75740-16 75595-16	77127-16 ⁵	73100K7 ^{1.5} 74820K11^{1.5}	78505-16 ¹	93011 95504	N/A	15370-16
N/A	N/A	70937-16 ⁴ 70964-16⁴	73100-16 ¹ 74820-16¹	75740-16 75595-16	77127-16 ⁵	73100K7 ^{1.5} 74820K11^{1.5}	78505-16 ¹	93011 95504	N/A	15370-16
N/A	N/A	70937-16 ⁴ 70964-16⁴	73100-16 ¹ 74820-16¹	75740-16 75595-16	77127-16 ⁵	73100K7 ^{1.5} 74820K11^{1.5}	78505-16 ¹	93011 95504	N/A	15370-16
N/A	N/A	70937-16 ⁴ 70964-16⁴	73100-16 ¹ 73121-16¹	75740-16 75595-16	77127-16 ⁵	73100K7 ⁵ 73121K4^{1.5}	78505-16 ¹	93011 95504	N/A	15370-16
N/A	N/A	70937-16 70964-16	73100-16 ¹ 74820-16¹	75740-16 75595-16	77127-16 ⁵	73100K7 ^{1.5} 74820K11^{1.5}	78505-16 ¹	93022 95525	N/A	15370-16
N/A	N/A	70937-16 70964-16	73100-16 ¹ 74820-16¹	75740-16 75595-16	77127-16 ⁵	73100K7 ^{1.5} 74820K11^{1.5}	78505-16 ¹	93022 95525	N/A	15370-16
N/A	N/A	70937-16 70964-16	73100-16 ¹ 74820-16¹	75740-16 75595-16	77127-16 ⁵	73100K7 ^{1.5} 74820K11^{1.5}	78505-16 ¹	93022 95525	N/A	15370-16
N/A	N/A	70937-16 70964-16	73100-16 ¹ 74820-16¹	75740-16 75595-16	77127-16 ⁵	73100K7 ^{1.5} 74820K11^{1.5}	78505-16 ¹	93022 95525	N/A	15370-16
N/A	N/A	70937-16 70964-16	73100-16 ¹ 73121-16¹	75740-16 75595-16	77127-16 ⁵	73100K7 ⁵ 73121K5^{1.5}	78505-16 ¹	93022 95525	N/A	15370-16

NOTE: Part numbers in **BLUE** represent product upgrade

Master Footnote Listing is located on page 2 of this catalog

CHRYSLER V8 361-440 1958-PRESENT

SOLID FLAT TAPPET

Factory Performance: These camshafts are Lunati's versions of OEM performance camshafts. They are designed for the individual who wants an exact factory replacement for their car when doing a restoration.

Cam Part #	Pre-2011 Cam #	RPM Range	Valve Lift W/ 1.5 RR IN/EX	Duration @ .050" IN/EX	Advertised Duration IN/EX	LSA/ICL	Valve Lash IN/EX	Description
30211006	20305	3000 - 6500	.520"/.520"	253/253	300/300	112	.028"/.030"	Lunati's version of the stage III 425 HP wedge cam.

SOLID ROLLER

Voodoo (3-Bolt): Lunati's Voodoo series of camshafts deliver more area under the curve than any other series of camshafts. This means more throttle response, quicker acceleration, more vacuum and better efficiency. These factors, combined with maximum horsepower and torque, make Voodoo camshafts the perfect choice for a wide range of high performance applications.

Cam Part #	Pre-2011 Cam #	RPM Range	Valve Lift W/ 1.5 RR IN/EX	Duration @ .050" IN/EX	Advertised Duration IN/EX	LSA/ICL	Valve Lash IN/EX	Description
40230730 ¹⁸	60330	2500 - 6400	.555"/.566"	231/237	261/267	110/106	.016"/.016"	Good high performance street cam with good mid range torque and HP. Works well in 383-400 c.i. motors. Needs 2500 RPM stall converter or 4/5-speed transmission, headers, 9:1+ compression ratio and 3.73+ gearing. Lopey idle.
40230731 ¹⁸	60331	2500 - 6600	.566"/.578"	237/243	267/273	110/106	.016"/.016"	Good cam for high performance street or mild strip applications. Needs 2500-3000 RPM stall converter or 4/5-speed transmission, headers, 9.5:1+ compression ratio and 3.90+ gearing. Rough idle.
40230732 ¹⁸	60332	2800 - 6800	.578"/.585"	243/249	273/279	110/106	.016"/.016"	Good cam for street/strip application. Has good mid range and upper RPM, torque and HP. Works well in 440 c.i. motors. Needs 2800-3200 RPM stall converter or 4/5-speed transmission, headers, 10.1+ compression ratio and 4.10+ gearing. Rough idle.
40230733 ¹⁸	60333	3000 - 7000	.585"/.600"	249/255	279/285	110/106	.016"/.016"	Excellent cam for street/strip applications. Has good mid range and excellent upper RPM, torque and HP. Needs 3500 RPM stall converter or 4/5-speed transmission, headers, 10.5:1+ compression ratio and 4.56 gearing. Rough idle.
40230734 ¹⁸	60334	3200 - 7200	.600"/.600"	255/263	285/293	110/104	.016"/.016"	Good cam for Pro Street or mild bracket racing applications. Works well in 440-500 c.i. motors. Needs 4000 RPM stall converter or 4/5-speed transmission, headers, 10.5:1+ compression ratio and 4.56+ gearing.



CHRYSLER V8 361-440 1958-PRESENT

SOLID FLAT TAPPET

CAMSHAFTS

Cam and Lifter Kit	Complete Kit	Lifters	Springs	Retainers	Locks	Valve Spring Kit	Valve Seals	Timing Set	Pushrods	Rocker Arms
30211006LK	30211006K	70937-16 70964-16	73100-16 ¹ 74820-16¹	75740-16 75595-16	77127-16 ⁵	73100K7 ⁵ 74820K11^{1,5}	78505-16 ¹	93011 95504	N/A	15370-16

LIFTERS

SOLID ROLLER

Cam and Lifter Kit	Complete Kit	Lifters	Springs	Retainers	Locks	Valve Spring Kit	Valve Seals	Timing Set	Pushrods	Rocker Arms
40230730LK ¹⁸	40230730K	72421-16 72451-16	73367-16 ¹ 74650-16¹	75748-16	77127-16 ⁵	73367K4 ^{1,5} 74650K4^{1,5}	78505-16 ¹	93022 95525	N/A	15370-16
40230731LK ¹⁸	40230731K ¹⁸	72421-16 72451-16	73367-16 ¹ 74650-16¹	75748-16	77127-16 ⁵	73367K4 ^{1,5} 74650K4^{1,5}	78505-16 ¹	93022 95525	N/A	15370-16
40230732LK ¹⁸	40230732K ¹⁸	72421-16 72451-16	73367-16 ¹ 74650-16¹	75748-16	77127-16 ⁵	73367K4 ^{1,5} 74650K4^{1,5}	78505-16 ¹	93022 95525	N/A	15370-16
40230733LK ¹⁸	40230733K ¹⁸	72421-16 72451-16	73367-16 ¹ 74650-16¹	75748-16	77127-16 ⁵	73367K4 ^{1,5} 74650K4^{1,5}	78505-16 ¹	93022 95525	N/A	15370-16
40230734LK ¹⁸	40230734K ¹⁸	72421-16 72451-16	73367-16 ¹ 74650-16¹	75748-16	77127-16 ⁵	73367K4 ^{1,5} 74650K4^{1,5}	78505-16 ¹	93022 95525	N/A	15370-16

VALVE SPRINGS

ROCKER ARMS

PUSHRODS

TIMING SETS

MISCELLANEOUS

NOTE: Part numbers in BLUE represent product upgrade

Master Footnote Listing is located on page 2 of this catalog

CHRYSLER V8 361-440 1958-PRESENT

SOLID ROLLER

Drag Race (3-Bolt): The Lunati Drag Race Cams are available for a wide range of racing applications from Sportsman to Pro. These camshafts produce unmatched torque for launching the vehicle off the starting line and maximum horsepower for a strong finish. Custom grinds are also available.

Cam Part #	Pre-2011 Cam #	RPM Range	Valve Lift W/ 1.5 RR IN/EX	Duration @ .050" IN/EX	Advertised Duration IN/EX	LSA/ICL	Valve Lash IN/EX	Description
40230901 ¹⁸	53701	3800 - 7000	.600"/.605"	267/269	306/314	106/102	.018"/.020"	Good cam for bracket racing with 383 c.i. motor in a heavy car. Needs 4000 RPM stall converter, headers, 10.5:1+ compression ratio and 4.10-4.56 gearing. Rough idle.
40230912 ¹⁸	53712	4500 - 7500	.690"/.690"	276/284	312/320	106/102	.026"/.028"	Excellent cam for bracket or Super Gas racing applications with 383-440 c.i. motors in lightweight car. Needs 4500-5000 RPM stall converter, headers, 11:1+ compression ratio and 4.56+ gearing. Rough idle.
40230914 ¹⁸	53714	4500 - 7800	.636"/.636"	278/286	314/322	106/102	.025"/.027"	Excellent cam for Super Gas, Super Comp or bracket racing with 440 c.i. motors or larger. Needs 5000 RPM stall converter, headers, 12:1+ compression ratio and 4.88+ gearing. Rough idle.
40230913 ¹⁸	53713	4500 - 8000	.711"/.711"	282/290	332/330	112/108	.024"/.026"	Good cam for bracket racing with 440 c.i. motors in medium to lightweight cars with Indy or B1 heads. Needs 5000-5500 RPM stall converter, headers, 11:1+ compression ratio and 4.88-5.13 gearing. Rough idle.
40230909 ¹⁸	53709	4800 - 8000	.738"/.738"	282/282	336/336	106/104	.022"/.024"	Good cam for Super Stock or Super Gas racing with big c.i. motors. Needs 5500 RPM stall converter, headers, 12.5:1+ compression ratio and 5.13+ gearing. Rough idle.

CAMSHAFTS

LIFTERS

VALVE SPRINGS

ROCKER ARMS

PUSHRONDS

TIMING SETS

MISCELLANEOUS



**VOODOO JUICE
BREAK-IN ADDITIVE**

Lunati has developed a flat tappet engine break-in lubricant that supplies your engine with key ingredients needed during the critical break-in procedure. Lunati's Voodoo Juice Break-In Additive is a must have for anyone installing a flat tappet camshaft in their engine and is available in a 12oz., easy-to-pour bottle.

PART #301



CHRYSLER V8 361-440 1958-PRESENT

SOLID ROLLER

CAMSHAFTS

LIFTERS

VALVE SPRINGS

ROCKER ARMS

PUSHRODS

TIMING SETS

MISCELLANEOUS

Cam and Lifter Kit	Complete Kit	Lifters	Springs	Retainers	Locks	Valve Spring Kit	Valve Seals	Timing Set	Pushrods	Rocker Arms
N/A	N/A	72421-16 72451-16	74650-16 ¹ 75825-16¹	76730-16 76731-16	77127-16 ⁵	74650K5 ^{1,5} 75825K3^{1,5}	78505-16 ¹	93022 95525	N/A	15370-16
N/A	N/A	72421-16 72451-16	74650-16 ¹ 75825-16¹	76730-16 76731-16	77127-16 ⁵	74650K5 ^{1,5} 75825K3^{1,5}	78505-16 ¹	93022 95525	N/A	15370-16
N/A	N/A	72421-16 72451-16	74650-16 ¹ 75825-16¹	76730-16 76731-16	77127-16 ⁵	74650K5 ^{1,5} 75825K3^{1,5}	78505-16 ¹	93022 95525	N/A	15370-16
N/A	N/A	72421-16 72451-16	74650-16 ¹ 75825-16¹	76730-16 76731-16	77121-16 ⁵	74650K5 ^{1,5} 75825K3^{1,5}	78505-16 ¹	93022 95525	N/A	15370-16
N/A	N/A	72421-16 72451-16	74650-16 ¹ 75825-16¹	76730-16 76731-16	77127-16 ⁵	74650K5 ^{1,5} 75825K3^{1,5}	78505-16 ¹	93022 95525	N/A	15370-16

NOTE: Part numbers in **BLUE** represent product upgrade

Master Footnote Listing is located on page 2 of this catalog

CHRYSLER V8 426 HEMI 1964-1971

HYDRAULIC FLAT TAPPET

Voodoo: Lunati's Voodoo series of camshafts deliver more area under the curve than any other series of camshafts. This means more throttle response, quicker acceleration, more vacuum and better efficiency. These factors, combined with maximum horsepower and torque, make Voodoo camshafts the perfect choice for a wide range of high performance applications.

Cam Part #	Pre-2011 Cam #	RPM Range	Valve Lift w/ 1.57/1.52 RR IN/EX	Duration @ .050" IN/EX	Advertised Duration IN/EX	LSA/ICL	Valve Lash IN/EX	Description
10240703	61803	1800 - 6200	.501"/.537"	226/234	268/276	110/106	Hyd/Hyd	This high performance street cam likes 2400 RPM stall, 800 CFM carb, dual plane intake and headers. Makes un-equalled power to 6200 RPM with proper valve springs.
10240704	61804	2200 - 6400	.520"/.558"	234/242	276/284	110/106	Hyd/Hyd	Hot street cam, likes 2800 converter, hi-rise type dual plane intake with 850 CFM carb, headers, 10:1 compression and 3.73 gearing. Likes up to 200 HP nitrous.

HYDRAULIC ROLLER

Voodoo Retro-Fit: Lunati's Voodoo series of camshafts deliver more area under the curve than any other series of camshafts. This means more throttle response, quicker acceleration, more vacuum and better efficiency. These factors, combined with maximum horsepower and torque, make Voodoo camshafts the perfect choice for a wide range of high performance applications.

Cam Part #	Pre-2011 Cam #	RPM Range	Valve Lift w/ 1.57/1.52 RR IN/EX	Duration @ .050" IN/EX	Advertised Duration IN/EX	LSA/ICL	Valve Lash IN/EX	Description
20240712 ¹⁸	61812	2200 - 6200	.535"/.550"	231/239	282/290	110/106	Hyd/Hyd	High performance street cam. Likes upgraded intake, carb and exhaust. Needs 2800 RPM stall converter in most cases. Requires 9.5:1 compression for maximum performance.
20240713 ¹⁸	61813	2600 - 6600	.560"/.565"	243/251	294/302	110/106	Hyd/Hyd	Serious street/race cam. Needs 10.5:1 compression and 3200 RPM stall converter. Works with moderate nitrous and small superchargers. Very healthy idle quality.

SOLID FLAT TAPPET

Street/Strip: These cams produce excellent power in mild to higher performance street and strip applications when moderate engine modifications have been made with proper gearing.

Cam Part #	Pre-2011 Cam #	RPM Range	Valve Lift w/ 1.57/1.52 RR IN/EX	Duration @ .050" IN/EX	Advertised Duration IN/EX	LSA/ICL	Valve Lash IN/EX	Description
30240504	40804	3800 - 7000	.543"/.529"	258/258	300/300	108/108	.030"/.030"	Excellent cam for street rod or high performance street applications. Needs 4000 RPM stall converter, headers, 10.5:1+ compression ratio and 4.10 gearing. Rough idle.
30240507	40807	4000 - 7400	.597"/.581"	268/268	310/310	110/110	.028"/.030"	Good cam for bracket racing applications with good mid range and upper RPM torque and horsepower. Needs 4500 RPM stall converter, headers, 11:1+ compression ratio and 4.56 gearing. Rough idle.
30240510	40810	4200 - 7800	.597"/.591"	268/275	302/312	106/106	.026"/.028"	Good cam for Pro Street or bracket racing applications in a lightweight car. Needs 4500-5000 RPM stall converter, headers, 12:1+ compression ratio and 4.88-5.13 gearing. Works well with nitrous. Rough idle.

CAMSHAFTS

LIFTERS

VALVE SPRINGS

ROCKER ARMS

PUSHRODS

TIMING SETS

MISCELLANEOUS



CHRYSLER V8 426 HEMI 1964-1971

HYDRAULIC FLAT TAPPET

CAMSHAFTS

Cam and Lifter Kit	Complete Kit	Lifters	Springs	Retainers	Locks	Valve Spring Kit	Valve Seals	Timing Set	Pushrods	Rocker Arms
--------------------	--------------	---------	---------	-----------	-------	------------------	-------------	------------	----------	-------------

10240703LK	10240703K	71812PR-16 71812-16	73124-16 ¹ 74820-16¹	75741-16 75595-16	77110-16	N/A	78500-16 ¹	93022 95125	N/A	N/A
10240704LK	10240704K	71812PR-16 71812-16	73124-16 ¹ 74820-16¹	75741-16 75595-16	77110-16	N/A	78500-16 ¹	93022 95125	N/A	N/A

LIFTERS

VALVE SPRINGS

HYDRAULIC ROLLER

Cam and Lifter Kit	Complete Kit	Lifters	Springs	Retainers	Locks	Valve Spring Kit	Valve Seals	Timing Set	Pushrods	Rocker Arms
--------------------	--------------	---------	---------	-----------	-------	------------------	-------------	------------	----------	-------------

20240712LK	20240712K	72338-16	73124-16 ¹ 74820-16¹	75741-16 75595-16	77110-16	N/A	78500-16 ¹	93022 95125	N/A	N/A
20240713LK	20240713K	72338-16	73124-16 ¹ 74820-16¹	75741-16 75595-16	77110-16	N/A	78500-16 ¹	93022 95125	N/A	N/A

ROCKER ARMS

PUSHRODS

SOLID FLAT TAPPET

Cam and Lifter Kit	Complete Kit	Lifters	Springs	Retainers	Locks	Valve Spring Kit	Valve Seals	Timing Set	Pushrods	Rocker Arms
--------------------	--------------	---------	---------	-----------	-------	------------------	-------------	------------	----------	-------------

30240504LK	30240504K	70937-16 ⁴ 70964-16⁴	73100-16 ¹ 74820-16¹	75740-16 75595-16	77110-16	73100K10 ¹	78500-16 ¹	93022 95125	N/A	N/A
30240507LK	30240507K	70937-16 ⁴ 70964-16⁴	73100-16 ¹	75740-16	77110-16	73100K10 ¹	78500-16 ¹	93022 95125	N/A	N/A
30240510LK	30240510K	70937-16 ⁴ 70964-16⁴	73100-16 ¹	75740-16	77110-16	73100K10 ¹	78500-16 ¹	93022 95125	N/A	N/A

TIMING SETS

MISCELLANEOUS

NOTE: Part numbers in BLUE represent product upgrade

Master Footnote Listing is located on page 2 of this catalog

CHRYSLER V8 426 HEMI 1964-1971

SOLID ROLLER

Drag Race: The Lunati Drag Race Cams feature a 45° bank angle and are available for a wide range of racing applications from Sportsman to Pro. These camshafts produce unmatched torque for launching the vehicle off the starting line and maximum horsepower for a strong finish. Custom grinds are also available.

Cam Part #	Pre-2011 Cam #	RPM Range	Valve Lift W/ 1.57/1.52 RR IN/EX	Duration @ .050" IN/EX	Advertised Duration IN/EX	LSA/ICL	Valve Lash IN/EX	Description
40240904 ¹⁸	50804	4000 - 8000	.700"/.682"	281/281	322/322	106/106	.028"/.030"	Good cam for bracket racing applications with single 4 bbl carburetor. Needs 4500 RPM stall converter, headers, 11:1+ compression ratio and 4.56+ gearing. Very easy on valvetrain parts. Rough idle.
40240923 ¹⁸	50823	4600 - 8200	.816"/.790"	288/292	323/336	108/106	.024"/.026"	Good cam for Super Stock racing applications with high rocker arm ratios. Needs 5000 RPM stall converter, 11.5:1+ compression ratio and 4.88+ gearing. Rough idle.
40240920 ¹⁸	50820	4500 - 8000	.816"/.795"	292/292	336/336	106/106	.028"/.030"	Good cam for Super Stock A and B class racing applications. Needs 5000 RPM stall converter, 12:1+ compression ratio and 4.88+ gearing. Rough idle.
40240922 ¹⁸	50822	4800 - 9400	.785"/.774"	296/302	330/338	116/113	.026"/.028"	Good cam for blown alcohol big c.i. Funny Cars or dragsters. Needs 5000-5500+ RPM stall converter, 13:1+ compression ratio and 5.13+ gearing. Rough idle.
40240912 ¹⁸	50812	4500 - 9000	.748"/.728"	296/296	356/356	108/108	.020"/.022"	Good cam for drag cars or boats with 500 c.i. motors. Needs 5000-5500 RPM stall converter, headers, 13:1+ compression ratio and 5.13+ gearing. Works well with 2x4 intake system or fuel injection. Rough idle.
40240913 ¹⁸	50813	5000 - 9600	.773"/.753"	296/296	352/352	116/116	.024"/.024"	Good cam for 510-530 c.i. blown alcohol motors. Needs 5500-6000 RPM stall converter or clutchless style transmission, headers, 13:1+ compression ratio and 5.13-5.38 gearing. Rough idle.

CHRYSLER 5.7 AND 6.1L HEMI 2003-2008 (WITHOUT VARIABLE CAM TIMING)

HYDRAULIC ROLLER

Voodoo: Lunati's Voodoo series of camshafts deliver more area under the curve than any other series of camshafts. This means more throttle response, quicker acceleration, more vacuum and better efficiency. These factors, combined with maximum horsepower and torque, make Voodoo camshafts the perfect choice for a wide range of high performance applications.

Cam Part #	Pre-2011 Cam #	RPM Range	Valve Lift W/ 1.6 RR IN/EX	Duration @ .050" IN/EX	Advertised Duration IN/EX	LSA/ICL	Valve Lash IN/EX	Description
21120700	61900	1200 - 5200	.506"/.512"	209/213	260/264	113	Hyd/Hyd	Very strong low end and mid range torque. Slight noticeable idle, requires custom tuning.
21120701	61901	1500 - 5600	.518"/.525"	217/221	268/272	113	Hyd/Hyd	Excellent midrange power. Requires custom tuning and has noticeable idle.
21120702	61902	1800 - 6000	.531"/.538"	225/229	276/280	114/112	Hyd/Hyd	Great power gains in mid and upper RPM range. Like upgraded exhaust, requires custom tuning.



CHRYSLER V8 426 HEMI 1964-1971

SOLID ROLLER

CAMSHAFTS

LIFTERS

VALVE SPRINGS

ROCKER ARMS

PUSHRODS

TIMING SETS

MISCELLANEOUS

Cam and Lifter Kit	Complete Kit	Lifters	Springs	Retainers	Locks	Valve Spring Kit	Valve Seals	Timing Set	Pushrods	Rocker Arms
N/A	N/A	72421-16 72451-16	74748-16 ¹ 75848-16¹	76739-16	77110-16	74748K2 ¹	78509-16 ¹	93022 95125	N/A	N/A
N/A	N/A	72421-16 72451-16	74748-16 ¹ 75848-16¹	76739-16	77110-16	74748K2 ¹	78509-16 ¹	93022 95125	N/A	N/A
N/A	N/A	72421-16 72451-16	74748-16 ¹ 75848-16¹	76739-16	77110-16	74748K2 ¹	78509-16 ¹	93022 95125	N/A	N/A
N/A	N/A	72421-16 72451-16	74748-16 ¹ 75848-16¹	76739-16	77110-16	74748K2 ¹	78509-16 ¹	93022 95125	N/A	N/A
N/A	N/A	72421-16 72451-16	74748-16 ¹ 75848-16¹	76739-16	77110-16	74748K2 ¹	78509-16 ¹	93022 95125	N/A	N/A
N/A	N/A	72421-16 72451-16	74748-16 ¹ 75848-16¹	76739-16	77110-16	74748K2 ¹	78509-16 ¹	93022 95125	N/A	N/A

CHRYSLER 5.7 AND 6.1L HEMI 2003-2008 (WITHOUT VARIABLE CAM TIMING)

HYDRAULIC ROLLER

Cam and Lifter Kit	Complete Kit	Lifters	Springs	Retainers	Locks	Valve Spring Kit	Valve Seals	Timing Set	Pushrods	Rocker Arms
N/A	N/A	N/A	74818-16 75818-16	75761-16	N/A	N/A	N/A	95505	7140-16	N/A
N/A	N/A	N/A	74818-16 75818-16	75761-16	N/A	N/A	N/A	95505	7140-16	N/A
N/A	N/A	N/A	74818-16 75818-16	75761-16	N/A	N/A	N/A	95505	7140-16	N/A

NOTE: Part numbers in **BLUE** represent product upgrade

Master Footnote Listing is located on page 2 of this catalog

FORD 2000CC 1983-1987, 2300CC 1974-1989

HYDRAULIC FLAT TAPPET

Street/Strip: These cams produce excellent power in mild to higher performance street and strip applications when moderate engine modifications have been made with proper gearing.

Cam Part #	Pre-2011 Cam #	RPM Range	Valve Lift W/ 1.6 RR IN/EX	Duration @ .050" IN/EX	Advertised Duration IN/EX	LSA/ICL	Valve Lash IN/EX	Description
10700500	32900	1800 - 4400	.411"/.411"	218/218	266/266	112/110	Hyd/Hyd	Excellent for street or off road applications with overall torque and HP throughout power range. Smooth idle.
10700503	32903	2000 - 4500	.500"/.500"	227/227	274/274	111/110	Hyd/Hyd	Excellent for factory replacement turbo motors. Requires longer than stock valves. Good idle.
10700504	32904	2000 - 5000	.460"/.460"	231/231	278/278	111/110	Hyd/Hyd	Good cam for daily street performance or off road use. Good idle.

Oval Track: The Oval Track Cam series from Lunati is designed to pull hard off the corner and have a broad powerband to accelerate down the straights. The right fit for pavement or dirt, these camshafts will give you the power and control that you need. Custom grinds are also available.

10700901	32901	2500 - 6500	.454"/.454"	244/250	296/306	111/110	Hyd/Hyd	Good cam for daily street performance or off road use. Good idle.
10700905	32905	2800 - 5500	.400"/.400"	240/240	284/284	108/104	Hyd/Hyd	Good for lift rule oval tracks. Fair idle.
10700902	32902	3000 - 7500	.508"/.508"	252/252	310/310	110/108	Hyd/Hyd	Good cam for Baby Grand racing in oval track applications. Rough idle.

SOLID FLAT TAPPET

Oval Track: See description above

Cam Part #	Pre-2011 Cam #	RPM Range	Valve Lift W/ 1.6 RR IN/EX	Duration @ .050" IN/EX	Advertised Duration IN/EX	LSA/ICL	Valve Lash IN/EX	Description
30700905	NEW	2800 - 6300	.507"/.507"	246/246	310/310	106/104	.008"/.008"	Great for oval track .500" lift rule applications & 1/4 to 3/8 mile tracks. Explosive mid & upper RPM torque & HP.
30700906	NEW	3000 - 6500	.531"/.507"	240/246	298/310	106/104	.010"/.010"	Strong mid & upper RPM torque & HP. Good for tight 1/4 to 3/8 mile tracks.
30700907	NEW	4000 - 7500	.530"/.550"	250/260	286/296	106/104	.010"/.010"	Great for fast 1/4 to 3/8 mile tracks. Needs increased compression & good heads. Very strong mid & upper RPM torque & HP.
30700903	NEW	4000 - 8000	.547"/.547"	264/274	314/318	108/106	.010"/.010"	Great for all out Mini Grand engines on 3/8 to 1/2 mile tracks. Needs increased compression & good heads. Explosive mid & upper RPM torque & HP.
30700908	NEW	4500 - 8000	.548"/.548"	264/264	314/314	108/106	.010"/.010"	Great for 3/8 to 1/2 mile tracks. Needs increased compression & good heads. Very strong mid & upper RPM torque & HP.

FORD 2000CC 1971-1974

SOLID FLAT TAPPET

Street/Strip: See description above

Cam Part #	Pre-2011 Cam #	RPM Range	Valve Lift W/ 1.6 RR IN/EX	Duration @ .050" IN/EX	Advertised Duration IN/EX	LSA/ICL	Valve Lash IN/EX	Description
30720502	41902	2200 - 5800	.464"/.464"	236/236	300/300	108/106	.010"/.010"	Good for off road and street performance use. Good idle.
Oval Track: See description above								
30720905	41905	3000 - 6300	.528"/.504"	240/246	298/310	108/107	.010"/.010"	Good for serious off road use or short oval track applications. Fair idle.
30720903	41903	3200 - 6800	.504"/.504"	246/246	310/310	108/106	.010"/.010"	Excellent for oval track. Needs increased compression. Rough idle.



FORD 2000CC 1983-1987, 2300CC 1974-1989

HYDRAULIC FLAT TAPPET

CAMSHAFTS

LIFTERS

VALVE SPRINGS

ROCKER ARMS

PUSHRODS

TIMING SETS

MISCELLANEOUS

	Cam and Lifter Kit	Complete Kit	Lifters	Springs	Retainers	Locks	Valve Spring Kit	Valve Seals	Timing Set	Pushrods	Rocker Arms
	10700500LK	10700500K	71952PR-8 71952-8	73884-8	75967-8	77006-8	73884K1	87223-8 87245-8	N/A	N/A	85230-8
	10700503LK	10700503K	71952PR-8 71952-8	73884-8	75967-8	77006-8	73884K1	87223-8 87245-8	N/A	N/A	85230-8
	10700504LK	10700504K	71952PR-8 71952-8	73884-8	75967-8	77006-8	73884K1	87223-8 87245-8	N/A	N/A	85230-8
	N/A	N/A	71952PR-8 71952-8	73884-8	75967-8	77006-8	73884K1	87223-8 87245-8	N/A	N/A	85230-8
	N/A	N/A	71952PR-8 71952-8	73884-8	75967-8	77006-8	73884K1	87223-8 87245-8	N/A	N/A	85230-8
	N/A	N/A	71952PR-8 71952-8	73884-8	75967-8	77006-8	73884K1	87223-8 87245-8	N/A	N/A	85230-8

SOLID FLAT TAPPET

	Cam and Lifter Kit	Complete Kit	Lifters	Springs	Retainers	Locks	Valve Spring Kit	Valve Seals	Timing Set	Pushrods	Rocker Arms
	N/A	N/A	N/A	73884-8	75967-8	77006-8	73884K1	87223-8 87245-8	N/A	N/A	85230-8
	N/A	N/A	N/A	73884-8	75967-8	77006-8	73884K1	87223-8 87245-8	N/A	N/A	85230-8
	N/A	N/A	N/A	73884-8	75967-8	77006-8	73884K1	87223-8 87245-8	N/A	N/A	85230-8
	N/A	N/A	N/A	73884-8	75967-8	77006-8	73884K1	87223-8 87245-8	N/A	N/A	85230-8
	N/A	N/A	N/A	73884-8	75967-8	77006-8	73884K1	87223-8 87245-8	N/A	N/A	85230-8

FORD 2000CC 1971-1974

SOLID FLAT TAPPET

	Cam and Lifter Kit	Complete Kit	Lifters	Springs	Retainers	Locks	Valve Spring Kit	Valve Seals	Timing Set	Pushrods	Rocker Arms
	30720502LK	30720502K	N/A	73884-8	75967-8	77006-8	73884K1	N/A	N/A	N/A	N/A
	N/A	N/A	N/A	73884-8	75967-8	77006-8	73884K1	N/A	N/A	N/A	N/A
	N/A	N/A	N/A	73884-8	75967-8	77006-8	73884K1	N/A	N/A	N/A	N/A

NOTE: Part numbers in **BLUE** represent product upgrade

Master Footnote Listing is located on page 2 of this catalog

FORD 240-300 6 CYL. 1965-1966 W/ 10" DECK HEIGHT

HYDRAULIC FLAT TAPPET

Voodoo: Lunati's Voodoo series of camshafts deliver more area under the curve than any other series of camshafts. This means more throttle response, quicker acceleration, more vacuum and better efficiency. These factors, combined with maximum horsepower and torque, make Voodoo camshafts the perfect choice for a wide range of high performance applications.

Cam Part #	Pre-2011 Cam #	RPM Range	Valve Lift W/ 1.6 RR IN/EX	Duration @ .050" IN/EX	Advertised Duration IN/EX	LSA/ICL	Valve Lash IN/EX	Description
10660700	NEW	Idle - 5000	.466"/.483"	207/213	250/256	112/108	Hyd/Hyd	Very strong torque and great throttle response. Works well in towing applications.
10660701	NEW	1000 - 5500	.483"/.499"	213/219	256/262	112/108	Hyd/Hyd	Excellent torque and power. Great for towing in 300 c.i.
10660702	NEW	1400 - 5800	.499"/.522"	219/227	262/268	112/108	Hyd/Hyd	Great performance cam in 300 c.i. motors. Noticeable idle with strong mid range power.

FORD V8 221-302 1962-1995 FIRING ORDER 1-5-4-2-6-3-7-8

HYDRAULIC FLAT TAPPET

BareBones: BareBones Camshafts allow you to get an upgrade in horsepower without killing your budget. A good fit for mild race, street and off road applications, the BareBones line has a modern asymmetrical lobe design that offers improved throttle response and acceleration.

Cam Part #	Pre-2011 Cam #	RPM Range	Valve Lift W/ 1.6 RR IN/EX	Duration @ .050" IN/EX	Advertised Duration IN/EX	LSA/ICL	Valve Lash IN/EX	Description
10310100	11200	1200 - 5200	.448"/.472"	204/214	270/280	112/107	Hyd/Hyd	Good cam for power and economy in street cars with good vacuum. Good idle.
10310101	11201	1500 - 5500	.472"/.496"	214/224	280/290	112/107	Hyd/Hyd	Good cam for stock engine combination with good low end and mid range torque and HP. Good idle.
10310102	11202	1800 - 5800	.496"/.520"	224/234	290/300	112/107	Hyd/Hyd	Good cam for hot street performance applications. Needs mild stall converter or 4-speed transmission, headers, 9:1 compression ratio and 3.50+ gearing. Fair idle.

High Efficiency: The High Efficiency Camshafts are computer designed for increased performance and improved fuel efficiency. These camshafts offer a substantial increase in low RPM performance while maintaining compatibility with most OEM computer controlled vehicles.

10310211	306A1	Idle - 5000	.461"/.485"	207/217	262/272	112/108	Hyd/Hyd	Good cam for power and economy in street cars with good vacuum. Good idle.
10310202	80302	1000 - 5000	.484"/.484"	216/216	265/265	110/105	Hyd/Hyd	Works well for towing or daily street usage. Smooth idle.
10310203	06603	1200 - 4200	.455"/.483"	205/215	255/265	112/108	Hyd/Hyd	Good cam for daily performance or off road usage. Smooth idle.
10310205	06605	1500 - 4500	.470"/.470"	210/210	260/260	110/106	Hyd/Hyd	Good cam for towing or off road usage with good low end torque and HP. Smooth idle.
10310212	90302	1500 - 5000	.469"/.469"	210/210	259/259	110/105	Hyd/Hyd	Makes good power for either daily usage or off road. Good low and midrange torque. Smooth idle.
10310206	06606	1600 - 4800	.488"/.488"	218/218	268/268	110/106	Hyd/Hyd	Good cam for low end and mid range torque and HP. Good idle.



FORD 240-300 6 CYL. 1965-1966 W/ 10" DECK HEIGHT

HYDRAULIC FLAT TAPPET

Cam and Lifter Kit	Complete Kit	Lifters	Springs	Retainers	Locks	Valve Spring Kit	Valve Seals	Timing Set	Pushrods	Rocker Arms
10660700LK	10660700K	71900PR-12 71900-12	73262-12	75743-12	77003-12	73262K2	78502-12	93164	80767-12	85234-12
10660701LK	10660701K	71900PR-12 71900-12	73262-12	75743-12	77003-12	73262K2	78502-12	93164	80767-12	85234-12
10660702LK	10660702K	71900PR-12 71900-12	73262-12	75743-12	77003-12	73262K2	78502-12	93164	80757-12	85234-12

FORD V8 221-302 1962-1995 FIRING ORDER 1-5-4-2-6-3-7-8

HYDRAULIC FLAT TAPPET

Cam and Lifter Kit	Complete Kit	Lifters	Springs	Retainers	Locks	Valve Spring Kit	Valve Seals	Timing Set	Pushrods	Rocker Arms
10310100LK	10310100K ¹⁷	71900PR-16 71900-16	73084-16 74886-16	75743-16 75595-16	77003-16 77111-16	73084K1 74886K1¹	78502-16 78503-16¹	94220 ¹⁷	80760-16 ¹⁶ 5028-16¹⁶	15385-16 ¹⁵ 15390-16¹⁵
10310101LK	10310101K ¹⁷	71900PR-16 71900-16	73084-16 74886-16	75743-16 75595-16	77003-16 77111-16	73084K1 74886K1¹	78502-16 78503-16¹	94220 ¹⁷	80760-16 ¹⁶ 5028-16¹⁶	15385-16 ¹⁵ 15390-16¹⁵
10310102LK	10310102K ¹⁷	71900PR-16 71900-16	73084-16 74886-16	75743-16 75595-16	77003-16 77111-16	73084K1 74886K1¹	78502-16 78503-16¹	94220 ¹⁷	80760-16 ¹⁶ 5028-16¹⁶	15385-16 ¹⁵ 15390-16¹⁵
10310211LK	10310211K ¹⁷	71900PR-16 71900-16	73084-16 74886-16	75743-16 75595-16	77003-16 77111-16	73084K1 74886K1¹	78502-16 78503-16¹	92014 ¹⁷ 94220¹⁷	80760-16 ¹⁶ 5028-16¹⁶	15385-16 ¹⁵ 15390-16¹⁵
10310202LK	10310202K ¹⁷	71900PR-16 71900-16	73084-16 74886-16	75743-16 75595-16	77003-16 77111-16	73084K1 74886K1¹	78502-16 78503-16¹	92014 ¹⁷ 94220¹⁷	80760-16 ¹⁶ 5028-16¹⁶	15385-16 ¹⁵ 15390-16¹⁵
10310203LK	10310203K ¹⁷	71900PR-16 71900-16	73084-16 74886-16	75743-16 75595-16	77003-16 77111-16	73084K1 74886K1¹	78502-16 78503-16¹	92014 ¹⁷ 94220¹⁷	80760-16 ¹⁶ 5028-16¹⁶	15385-16 ¹⁵ 15390-16¹⁵
10310205LK	10310205K ¹⁷	71900PR-16 71900-16	73084-16 74886-16	75743-16 75595-16	77003-16 77111-16	73084K1 74886K1¹	78502-16 78503-16¹	92014 ¹⁷ 94220¹⁷	80760-16 ¹⁶ 5028-16¹⁶	15385-16 ¹⁵ 15390-16¹⁵
10310212LK	10310212K ¹⁷	71900PR-16 71900-16	73084-16 74886-16	75743-16 75595-16	77003-16 77111-16	73084K1 74886K1¹	78502-16 78503-16¹	92014 ¹⁷ 94220¹⁷	80760-16 ¹⁶ 5028-16¹⁶	15385-16 ¹⁵ 15390-16¹⁵
10310206LK	10310206K ¹⁷	71900PR-16 71900-16	73084-16 74886-16	75743-16 75595-16	77003-16 77111-16	73084K1 74886K1¹	78502-16 78503-16¹	92014 ¹⁷ 94220¹⁷	80760-16 ¹⁶ 5028-16¹⁶	15385-16 ¹⁵ 15390-16¹⁵

CAMSHAFTS

LIFTERS

VALVE SPRINGS

ROCKER ARMS

PUSHRODS

TIMING SETS

MISCELLANEOUS

NOTE: Part numbers in **BLUE** represent product upgrade

Master Footnote Listing is located on page 2 of this catalog

FORD V8 221-302 1962-1995 FIRING ORDER 1-5-4-2-6-3-7-8

HYDRAULIC FLAT TAPPET

Street Master: Street Master Cams are specifically designed for Hot Pro Street cars and some bracket applications. These camshafts are computer designed to take advantage of maximum area under the curve without destroying valvetrain components.

Cam Part #	Pre-2011 Cam #	RPM Range	Valve Lift W/ 1.6 RR IN/EX	Duration @ .050" IN/EX	Advertised Duration IN/EX	LSA/ICL	Valve Lash IN/EX	Description
10310312	306A2	1500 - 5800	.485"/.485"	221/230	276/286	110/104	Hyd/Hyd	Good cam for hot street performance. Needs mild stall converter or 4-speed transmission, headers, 9:1 compression and 3.50+ gearing. Fair idle.
10310301	07601	2200 - 5500	.508"/.508"	225/225	275/275	108/104	Hyd/Hyd	Good cam for high performance street or mild bracket racing applications. Has good mid range torque and HP. Fair idle.
10310313	306A3	2500 - 6000	.517"/.541"	231/239	288/296	108/102	Hyd/Hyd	Good cam for hot street performance or mild bracket racing. Needs 3000 RPM stall converter, headers, 9.5:1 compression, 3.73 gearing, and vacuum canister for power brakes. Rough idle.
10310302	07602	2500 - 6000	.540"/.540"	235/235	285/285	108/104	Hyd/Hyd	Good cam for Pro Street or mild bracket racing applications. Needs 2500 RPM stall converter, headers, 9:1 compression ratio and 3.73 gearing. Rough idle.
10310303	07603	2800 - 6300	.569"/.569"	245/245	295/295	108/104	Hyd/Hyd	Excellent for Pro Street or mild bracket racing with good mid range and upper RPM torque and HP. Needs 3000 RPM stall converter, headers, 9.5:1+ compression, 3.73+ gearing. Rough idle.

Bracket Master: The Bracket Master Camshafts are the best choice for some high performance street machines and mild performance bracket racing applications. They provide excellent power over a broad power band and give that lopey idle that is so popular.

10310464	00064	1500 - 5000	.488"/.488"	218/218	284/284	110/106	Hyd/Hyd	Good for stock engine with good low end and mid range torque and HP. Good idle.
10310461	00061	2000 - 6000	.512"/.512"	230/230	292/292	109/105	Hyd/Hyd	Good for high performance street applications with improved carburetion. Strong mid range torque and HP. Needs 2000-2500 RPM stall converter, headers, 9:1 compression, 3.73 gearing. Fair idle.

Street/Strip: These cams produce excellent power in mild to higher performance street and strip applications when moderate engine modifications have been made with proper gearing.

10310511	30611	2200 - 5600	.496"/.523"	220/230	270/280	110/106	Hyd/Hyd	Excellent for high performance street or mild strip applications. Needs 2000-2500 RPM stall converter, headers, 9:1 compression ratio and 3.55 gearing. Fair idle.
10310502	30602	2400 - 5800	.493"/.493"	228/235	285/300	110/106	Hyd/Hyd	Good cam for high performance street or mild strip applications. Works with stock valvetrain components. Needs 2500 RPM stall converter, headers, 9:1+ compression, 3.55+ gearing. Fair idle.
10310513	30613	2600 - 6800	.523"/.555"	230/240	280/290	106/102	Hyd/Hyd	Excellent for Pro Street or mild bracket racing applications. Needs 2500-3000 RPM stall converter, headers, 9.5:1 compression, 3.73+ gearing. Rough idle.
10310505	30605	3000 - 6800	.540"/.540"	244/244	310/310	106/102	Hyd/Hyd	Good cam for Super Street or bracket racing applications. Needs 3000-3500 RPM stall converter, headers, 10:1+ compression, 3.90+ gearing. Rough idle.

CAMSHAFTS

LIFTERS

VALVE SPRINGS

ROCKER ARMS

PUSHRODS

TIMING SETS

MISCELLANEOUS



FORD V8 221-302 1962-1995 FIRING ORDER 1-5-4-2-6-3-7-8

HYDRAULIC FLAT TAPPET

CAMSHAFTS

LIFTERS

VALVE SPRINGS

ROCKER ARMS

PUSHRODS

TIMING SETS

MISCELLANEOUS

Cam and Lifter Kit	Complete Kit	Lifters	Springs	Retainers	Locks	Valve Spring Kit	Valve Seals	Timing Set	Pushrods	Rocker Arms
10310312LK	10310312K ¹⁷	71900PR-16 71900-16	73084-16 74886-16	75743-16 75595-16	77003-16 77111-16	73084K1 74886K1¹	78502-16 78503-16¹	94220 ¹⁷ 93019¹⁷	80760-16 ¹⁶ 5028-16¹⁶	15385-16 ¹⁵ 15390-16¹⁵
10310301LK	10310301K ¹⁷	71900PR-16 71900-16	73084-16 74886-16	75743-16 75595-16	77003-16 77111-16	73084K1 74886K1¹	78502-16 78503-16¹	94220 ¹⁷ 93019¹⁷	80760-16 ¹⁶ 5028-16¹⁶	15385-16 ¹⁵ 15390-16¹⁵
10310313LK	10310313K ¹⁷	71900PR-16 71900-16	73100-16 74886-16	75740-16 75595-16	77111-16	73100K2 74886K1¹	78503-16 ¹	94220 ¹⁷ 93019¹⁷	5028-16 ¹⁶ 7028-16¹⁶	15385-16 ¹⁵ 15390-16¹⁵
10310302LK	10310302K ¹⁷	71900PR-16 71900-16	73100-16 74886-16	75740-16 75595-16	77111-16	73100K2 74886K1¹	78503-16 ¹	94220 ¹⁷ 93019¹⁷	5028-16 ¹⁶ 7028-16¹⁶	15385-16 ¹⁵ 15390-16¹⁵
10310303LK	10310303K ¹⁷	71900PR-16 71900-16	73100-16 74886-16	75740-16 75595-16	77111-16	73100K2 74886K1¹	78503-16 ¹	94220 ¹⁷ 93019¹⁷	5028-16 ¹⁶ 7028-16¹⁶	15385-16 ¹⁵ 15390-16¹⁵
10310464LK	10310464K ¹⁷	71900PR-16 71900-16	73084-16 74886-16¹	75743-16 75595-16	77003-16 77111-16	73084K1 74886K1¹	78502-16 78503-16¹	94220 ¹⁷ 93019¹⁷	80760-16 ¹⁶ 5028-16¹⁶	15385-16 ¹⁵ 15390-16¹⁵
10310461LK	10310461K ¹⁷	71900PR-16 71900-16	73084-16 74886-16¹	75743-16 75595-16	77003-16 77111-16	73084K1 74886K1¹	78502-16 78503-16¹	94220 ¹⁷ 93019¹⁷	80760-16 ¹⁶ 5028-16¹⁶	15385-16 ¹⁵ 15390-16¹⁵
10310511LK	10310511K ¹⁷	71900PR-16 71900-16	73100-16 ¹ 74886-16¹	75740-16 75595-16	77111-16	73100K2 ¹ 74886K1¹	78503-16 ¹	94220 ¹⁷ 93019¹⁷	5028-16 ¹⁶ 7028-16¹⁶	15385-16 ¹⁵ 15390-16¹⁵
10310502LK	10310502K ¹⁷	71900PR-16 71900-16	73100-16 ¹ 74886-16¹	75740-16 75595-16	77111-16	73100K2 ¹ 74886K1¹	78503-16 ¹	94220 ¹⁷ 93019¹⁷	5028-16 ¹⁶ 7028-16¹⁶	15385-16 ¹⁵ 15390-16¹⁵
10310513LK	10310513K ¹⁷	71900PR-16 71900-16	73100-16 ¹ 74886-16¹	75740-16 75595-16	77111-16	73100K2 ¹ 74886K1¹	78503-16 ¹	94220 ¹⁷ 93019¹⁷	5028-16 ¹⁶ 7028-16¹⁶	15385-16 ¹⁵ 15390-16¹⁵
10310505LK	10310505K ¹⁷	71900PR-16 71900-16	73100-16 ¹ 74886-16¹	75740-16 75595-16	77111-16	73100K2 ¹ 74886K1¹	78503-16 ¹	94220 ¹⁷ 93019¹⁷	5028-16 ¹⁶ 7028-16¹⁶	15385-16 ¹⁵ 15390-16¹⁵

NOTE: Part numbers in **BLUE** represent product upgrade

Master Footnote Listing is located on page 2 of this catalog

FORD V8 221-302 1962-1995 FIRING ORDER 1-5-4-2-6-3-7-8

HYDRAULIC FLAT TAPPET

Factory Performance: These camshafts are Lunati's versions of OEM performance camshafts. They are designed for the individual who wants an exact factory replacement for their car when doing a restoration.

Cam Part #	Pre-2011 Cam #	RPM Range	Valve Lift W/ 1.6 RR IN/EX	Duration @ .050" IN/EX	Advertised Duration IN/EX	LSA/ICL	Valve Lash IN/EX	Description
10311001	10601	1500 - 5200	.465"/.465"	220/220	280/280	113/109	Hyd/Hyd	Lunati's version of the high performance cam for the 289-302 c.i. motors.
10311003	10603	2200 - 6000	.478"/.478"	232/232	306/306	113/109	Hyd/Hyd	Lunati's version of the C302-C Ford high performance cam.

HYDRAULIC ROLLER RETRO-FIT

Street/Strip: These cams produce excellent power in mild to higher performance street and strip applications when moderate engine modifications have been made with proper gearing.

Cam Part #	Pre-2011 Cam #	RPM Range	Valve Lift W/ 1.6 RR IN/EX	Duration @ .050" IN/EX	Advertised Duration IN/EX	LSA/ICL	Valve Lash IN/EX	Description
20310514	55114	2500 - 6000	.500"/.510"	218/226	284/292	112/108	Hyd/Hyd	Good cam to replace factory HO camshaft with far more low end and mid range torque and HP. Lopey idle.
20310517	55117	2500 - 6200	.536"/.536"	218/228	276/286	112/108	Hyd/Hyd	Good cam for hot street or Pro Street applications. Works well with nitrous. Lopey idle.
20310525	55125	2500 - 6500	.535"/.544"	224/232	284/290	112/108	Hyd/Hyd	Good cam for high performance street applications with fuel injection, 5-speed transmission and 4.10 gearing. Works well with nitrous. Lopey idle.
20310512	55112	2800 - 6500	.544"/.560"	232/242	290/300	112/108	Hyd/Hyd	Excellent cam for hot street rod or Pro Street applications with good mid range and upper RPM torque and HP. Lopey idle.
20310518	55118	3000 - 6800	.560"/.576"	242/252	300/310	110/106	Hyd/Hyd	Excellent cam for bracket racing applications. Needs 3000-3500 RPM stall converter, headers, 9.5:1+ compression ratio and 3.90+ gearing. Lopey idle.

EFI Compatible: Lunati's EFI Cams are specifically designed to extend the RPM powerband of computer controlled performance based motors. These cams for electronic fuel injected engines produce better torque, throttle response and vacuum signal. The EFI cams will work with most factory fuel injection systems. However some may require both fuel injection and computer upgrades.

20310613	55113	2000 - 4800	.445"/.477"	209/213	270/279	112/108	Hyd/Hyd	Good cam for stock replacement with increased low end and mid range torque and HP. Works well with factory exhaust. Smooth idle.
20310623	55123	2200 - 5500	.522"/.522"	215/224	268/279	112/108	Hyd/Hyd	Good cam for mild street performance applications with very good increase in low end and mid range torque and HP over stock. Smooth idle.

CAMSHAFTS

LIFTERS

VALVE SPRINGS

ROCKER ARMS

PUSHRODS

TIMING SETS

MISCELLANEOUS



FORD V8 221-302 1962-1995 FIRING ORDER 1-5-4-2-6-3-7-8

HYDRAULIC FLAT TAPPET

Cam and Lifter Kit	Complete Kit	Lifters	Springs	Retainers	Locks	Valve Spring Kit	Valve Seals	Timing Set	Pushrods	Rocker Arms
103311001LK	10311001K ¹⁷	71900PR-16 71900-16	73084-16 74886-16¹	75743-16 75595-16	77003-16 77111-16	73084K1 74886K1¹	78502-16 78503-16¹	93019 ¹⁷ 94220¹⁷	80760-16 ¹⁶ 5028-16¹⁶	15385-16 ¹⁵ 15390-16¹⁵
10311003LK	10311003K ¹⁷	71900PR-16 71900-16	73084-16 74886-16¹	75743-16 75595-16	77003-16 77111-16	73084K1 74886K1¹	78502-16 78503-16¹	93019 ¹⁷ 94220¹⁷	80760-16 ¹⁶ 5028-16¹⁶	15385-16 ¹⁵ 15390-16¹⁵

HYDRAULIC ROLLER RETRO-FIT

Cam and Lifter Kit	Complete Kit	Lifters	Springs	Retainers	Locks	Valve Spring Kit	Valve Seals	Timing Set	Pushrods	Rocker Arms
20310514LK	20310514K	72335-16 72439-16	73100-16 ¹ 74886-16¹	75740-16 75595-16	77111-16	73100K2 ¹ 74886K1¹	78503-16 ¹	94220 ¹⁷ 93019¹⁷	80745-16 7008-16	15385-16 ¹⁵ 15390-16¹⁵
20310517LK	20310517K	72335-16 72439-16	73100-16 ¹ 74886-16¹	75740-16 75595-16	77111-16	73100K2 ¹ 74886K1¹	78503-16 ¹	94220 ¹⁷ 93019¹⁷	80745-16 7008-16	15385-16 ¹⁵ 15390-16¹⁵
20310525LK	20310525K	72335-16 72439-16	73100-16 ¹ 74886-16¹	75740-16 75595-16	77111-16	73100K2 ¹ 74886K1¹	78503-16 ¹	94220 ¹⁷ 93019¹⁷	80745-16 7008-16	15385-16 ¹⁵ 15390-16¹⁵
20310512LK	20310512K	72335-16 72439-16	73100-16 ¹ 74886-16¹	75740-16 75595-16	77111-16	73100K2 ¹ 74886K1¹	78503-16 ¹	94220 ¹⁷ 93019¹⁷	80745-16 7008-16	15385-16 ¹⁵ 15390-16¹⁵
20310518LK	20310518K	72335-16 72439-16	73100-16 ¹ 74886-16¹	75740-16 75595-16	77111-16	73100K2 ¹ 74886K1¹	78503-16 ¹	94220 ¹⁷ 93019¹⁷	7008-16	15385-16 ¹⁵ 15390-16¹⁵
20310613LK	20310613K	72335-16 72439-16	73084-16 74886-16¹	75743-16 75595-16	77003-16 77111-16	73084K1 74886K1¹	78502-16 78503-16¹	92004 ¹⁷ 94220¹⁷	80745-16 7008-16	15385-16 ¹⁵ 15390-16¹⁵
20310623LK	20310613K	72335-16 72439-16	73100-16 74886-16¹	75740-16 75595-16	77111-16	73100K2 74886K1¹	78503-16 ¹	92004 ¹⁷ 94220¹	80745-16 7008-16	15385-16 ¹⁵ 15390-16¹⁵

CAMSHAFTS

LIFTERS

VALVE SPRINGS

ROCKER ARMS

PUSHRODS

TIMING SETS

MISCELLANEOUS

NOTE: Part numbers in **BLUE** represent product upgrade

Master Footnote Listing is located on page 2 of this catalog

FORD V8 221-302 1962-1995 FIRING ORDER 1-5-4-2-6-3-7-8

SOLID FLAT TAPPET

Street Master: Street Master Cams are specifically designed for Hot Pro Street cars and some bracket applications. These camshafts are computer designed to take advantage of maximum area under the curve without destroying valvetrain components.

Cam Part #	Pre-2011 Cam #	RPM Range	Valve Lift W/ 1.6 RR IN/EX	Duration @ .050" IN/EX	Advertised Duration IN/EX	LSA/ICL	Valve Lash IN/EX	Description
30310301	08601	3200 - 7000	.563"/.568"	248/254	292/298	106/102	.020"/.022"	Good cam for high performance street or mild bracket racing applications. Needs 3000-3500 RPM stall converter, headers, 9.5:1+ compression ratio and 3.73+ gearing. Rough idle.

Street/Strip: These cams produce excellent power in mild to higher performance street and strip applications when moderate engine modifications have been made with proper gearing.

30310514	306A4	2000 - 6500	.547"/.547"	235/235	264/264	110/106	.016"/.016"	Excellent cam for high performance street applications used as daily drivers. Needs 2000-2500 RPM stall converter, headers, 9.5:1 compression ratio and 3.73 gearing. Rough idle.
30310515	306A5	2500 - 6800	.517"/.536"	238/248	272/282	112/106	.020"/.020"	Good cam for high performance street or replacement for 302 Boss motors. Needs 2500-3000 RPM stall converter or 4-speed transmission, headers, 9.5:1+ compression ratio and 3.90 gearing. Rough idle.
30310512	40612	3400 - 6800	.568"/.588"	244/254	283/293	106/102	.019"/.021"	Good cam for high performance street or bracket racing applications. Needs 3500 RPM stall converter, headers, 10:1 compression ratio and 3.90 gearing. Rough idle.
30310508	40608	3800 - 7000	.540"/.554"	249/258	290/300	106/102	.030"/.032"	Excellent cam for hot street or bracket racing applications in a stock weight car. Needs 4000 RPM stall converter, headers, 10:1+ compression ratio and 4.10 gearing. Rough idle.
30310516	306A6	3500 - 7200	.583"/.589"	247/256	276/286	106/100	.016"/.016"	Good cam for high performance street, bracket racing or short to medium oval track applications. Needs 3500-4000 RPM stall converter, headers, 10:1+ compression ratio and 3.90 gearing. Rough idle.

Drag Race: The Lunati Drag Race Cams are available for a wide range of racing applications from Sportsman to Pro. These camshafts produce unmatched torque for launching the vehicle off the starting line and maximum horsepower for a strong finish. Custom grinds are also available.

30310909	40609	4000 - 7200	.554"/.566"	258/267	300/310	106/102	.030"/.032"	Good cam for bracket racing applications in a medium weight car. Needs 4000-4500 RPM stall converter or 4-speed transmission, headers, 10.5:1+ compression ratio and 4.30 gearing. Rough idle.
30310917	306A7	4000 - 8000	.606"/.608"	255/263	284/291	105/99	.016"/.016"	Good cam for bracket racing or oval track applications in a lightweight car with larger c.i. motors. Needs 4500 RPM stall converter, headers, 12.5:1 compression ratio and 4.56+ gearing. Rough idle.
30310914	40614	4600 - 7500	.574"/.592"	260/264	300/300	106/102	.028"/.030"	Excellent cam for Super Gas applications in a lightweight car. Needs 5000-5500 RPM stall converter, headers, 11:1+ compression ratio and 4.56+ gearing. Rough idle.
30310918	306A8	4800 - 8400	.632"/.630"	263/271	292/299	106/100	.016"/.016"	Good cam for bracket racing in cars under 2500lbs. Needs 5000 RPM stall converter, headers, 12.5:1 compression ratio and 4.88 gearing. Rough idle.

CAMSHAFTS

LIFTERS

VALVE SPRINGS

ROCKER ARMS

PUSHRODS

TIMING SETS

MISCELLANEOUS



FORD V8 221-302 1962-1995 FIRING ORDER 1-5-4-2-6-3-7-8

SOLID FLAT TAPPET

CAMSHAFTS

LIFTERS

VALVE SPRINGS

ROCKER ARMS

PUSHRODS

TIMING SETS

MISCELLANEOUS

Cam and Lifter Kit	Complete Kit	Lifters	Springs	Retainers	Locks	Valve Spring Kit	Valve Seals	Timing Set	Pushrods	Rocker Arms
30310301LK	30310301K	70000-16 70974-16	73100-16 ¹ 74886-16¹	75740-16 75595-16	77111-16	73100K2 ¹ 74886K1¹	78503-16 ¹	94220 ¹⁷ 93019¹⁷	5028-16 ¹⁶ 7028-16¹⁶	15385-16 ¹⁵ 15390-16¹⁵
30310514LK	30310514K	70000-16 70974-16	73100-16 ¹ 74886-16¹	75740-16 75595-16	77111-16	73100K2 ¹ 74886K1¹	78503-16 ¹	94220 ¹⁷ 93019¹⁷	5028-16 ¹⁶ 7028-16¹⁶	15385-16 ¹⁵ 15390-16¹⁵
30310515LK	30310515K	70000-16 70974-16	73100-16 ¹ 74886-16¹	75740-16 75595-16	77111-16	73100K2 ¹ 74886K1¹	78503-16 ¹	94220 ¹⁷ 93019¹⁷	5028-16 ¹⁶ 7028-16¹⁶	15385-16 ¹⁵ 15390-16¹⁵
30310512LK	30310512K	70000-16 70974-16	73100-16 ¹ 74886-16¹	75740-16 75595-16	77111-16	73100K2 ¹ 74886K1¹	78503-16 ¹	94220 ¹⁷ 93019¹⁷	5028-16 ¹⁶ 7028-16¹⁶	15385-16 ¹⁵ 15390-16¹⁵
30310508LK	30310508K	70000-16 70974-16	73100-16 ¹ 74886-16¹	75740-16 75595-16	77111-16	73100K2 ¹ 74886K1¹	78503-16 ¹	94220 ¹⁷ 93019¹⁷	5028-16 ¹⁶ 7028-16¹⁶	15385-16 ¹⁵ 15390-16¹⁵
30310516LK	30310516K	70000-16 70974-16	73100-16 ¹ 74886-16¹	75740-16 75595-16	77111-16	73100K2 ¹ 74886K1¹	78503-16 ¹	94220 ¹⁷ 93019¹⁷	5028-16 ¹⁶ 7028-16¹⁶	15385-16 ¹⁵ 15390-16¹⁵
N/A	N/A	70000-16 70974-16	73121-16 ¹	75741-16 76729-16	77111-16	73121K2 ¹	78503-16 ¹	95520 ^{11,17} 95720^{11,17}	7028-16	15390-16 ¹⁵
N/A	N/A	70000-16 70974-16	73121-16 ¹	75741-16 76729-16	77111-16	73121K2 ¹	78503-16 ¹	95520 ^{11,17} 95720^{11,17}	7028-16	15390-16 ¹⁵
N/A	N/A	70000-16 70974-16	73121-16 ¹	75741-16 76729-16	77111-16	73121K2 ¹	78503-16 ¹	95520 ^{11,17} 95720^{11,17}	7028-16	15390-16 ¹⁵
N/A	N/A	70000-16 70974-16	73121-16 ¹	75741-16 76729-16	77111-16	73121K2 ¹	78503-16 ¹	95520 ^{11,17} 95720^{11,17}	7028-16	15390-16 ¹⁵

NOTE: Part numbers in **BLUE** represent product upgrade

Master Footnote Listing is located on page 2 of this catalog

FORD V8 221-302 1962-1995 FIRING ORDER 1-5-4-2-6-3-7-8

SOLID ROLLER

Street/Strip: These cams produce excellent power in mild to higher performance street and strip applications when moderate engine modifications have been made with proper gearing.

Cam Part #	Pre-2011 Cam #	RPM Range	Valve Lift W/ 1.6 RR IN/EX	Duration @ .050" IN/EX	Advertised Duration IN/EX	LSA/ICL	Valve Lash IN/EX	Description
40310511 ¹⁸	506A1 ¹⁸	3000 - 7000	.593"/.593"	244/250	278/285	110/106	.020"/.022"	Excellent cam for high performance street or mild bracket racing applications. Needs 3000-3500 RPM stall converter, headers, 10:1+ compression ratio and 3.90+ gearing. Rough idle.
40310516 ¹⁸	50616 ¹⁸	3200 - 7000	.518"/.541"	246/256	286/296	110/106	.024"/.026"	Excellent cam for hot street or Pro Street applications. Works well with aftermarket heads. Needs 3500 RPM stall converter, headers, 10:1+ compression ratio and 4.10 gearing. Rough idle.

Drag Race: The Lunati Drag Race Cams are available for a wide range of racing applications from Sportsman to Pro. These camshafts produce unmatched torque for launching the vehicle off the starting line and maximum horsepower for a strong finish. Custom grinds are also available.

40310912 ¹⁸	506A2 ¹⁸	3500 - 7500	.621"/.621"	256/264	287/295	106/100	.026"/.026"	Good cam for bracket racing or oval track applications in cars 3000lbs or lighter. Needs 3500-4000 RPM stall converter, headers, 10.5:1 compression ratio or better and 4.10 gearing or better. Rough idle.
40310915 ¹⁸	50615 ¹⁸	4200 - 7400	.642"/.626"	255/258	286/289	106/102	.024"/.026"	Good cam for Pro Street or mild bracket racing applications. Needs 4000-4500 RPM stall converter, headers, 10.5:1+ compression ratio and 4.10+ gearing. Rough idle.
40310917 ¹⁸	50617 ¹⁸	4400 - 7200	.646"/.646"	260/266	293/300	106/102	.024"/.026"	Good cam for bracket racing applications with aftermarket heads. Needs 4500-5000 RPM stall converter, headers, 11:1+ compression ratio and 4.30-4.56 gearing. Rough idle.
40310903 ¹⁸	50603 ¹⁸	4400 - 7500	.598"/.598"	267/267	292/292	106/102	.028"/.030"	Good cam for bracket racing applications. Needs 4500-5000 RPM stall converter, headers, 11.5:1+ compression ratio and 4.56+ gear ring. Rough idle.
40310911 ¹⁸	50611 ¹⁸	4500 - 7600	.680"/.680"	272/272	308/308	104/100	.028"/.030"	Excellent cam for Super Stock racing applications with 302 c.i. motors. Needs 5000-5500 RPM stall converter, headers, 12:1+ compression ratio and 4.88 gearing. Rough idle.
40310913 ¹⁸	506A3 ¹⁸	4500 - 8000	.668"/.668"	265/276	296/308	106/100	.026"/.026"	Good cam for Super Stock in a heavier car or bracket racing in a lighter car. Needs 4500-5000 RPM stall converter, headers, 11.5:1+ compression ratio and 4.56+ gearing. Rough idle.
40310914 ¹⁸	506A4 ¹⁸	5000 - 8500	.683"/.683"	273/273	302/302	104/98	.030"/.030"	Excellent cam for Super Stock racing applications in a lightweight car. Needs 5500 RPM stall converter, headers, 12:1+ compression ratio and 4.88+ gearing. Rough idle.

CAMSHAFTS

LIFTERS

VALVE SPRINGS

ROCKER ARMS

PUSHRODS

TIMING SETS

MISCELLANEOUS



FORD V8 221-302 1962-1995 FIRING ORDER 1-5-4-2-6-3-7-8

SOLID ROLLER

Cam and Lifter Kit	Complete Kit	Lifters	Springs	Retainers	Locks	Valve Spring Kit	Valve Seals	Timing Set	Pushrods	Rocker Arms
40310511LK	40310511K	72411-16 72458-16	73117-16 ¹ 74650-16¹	75741-16 76730-16	77111-16	73117K1 ¹ 74650K2¹	78503-16 ¹	93019 ^{17,24} 95520^{11,24}	5028-16 7028-16	15390-16 ¹⁵
40310516LK	40310516K	72411-16 72458-16	73117-16 ¹ 74650-16¹	75741-16 76730-16	77111-16	73117K1 ¹ 74650K2¹	78503-16 ¹	93019 ^{17,24} 95520^{11,24}	5028-16 7028-16	15390-16 ¹⁵
N/A	N/A	72411-16 72458-16	74650-16 ¹ 74744-16¹	76730-16 76731-16	77111-16	74650K2 ¹ 74744K1¹	78503-16 ¹	95135 ^{11,24} 95520^{11,24}	7028-16	15390-16 ¹⁵
N/A	N/A	72411-16 72458-16	74650-16 ¹ 74744-16¹	76730-16 76731-16	77111-16	74650K2 ¹ 74744K1¹	78503-16 ¹	95135 ^{11,24} 95520^{11,24}	7028-16	15390-16 ¹⁵
N/A	N/A	72411-16 72458-16	74650-16 ¹ 74744-16¹	76730-16 76731-16	77111-16	74650K2 ¹ 74744K1¹	78503-16 ¹	95135 ^{11,24} 95520^{11,24}	7028-16	15390-16 ¹⁵
N/A	N/A	72411-16 72458-16	74650-16 ¹ 74744-16¹	76730-16 76731-16	77111-16	74650K2 ¹ 74744K1¹	78503-16 ¹	95135 ^{11,24} 95520^{11,24}	7028-16	15390-16 ¹⁵
N/A	N/A	72411-16 72458-16	74650-16 ¹ 74744-16¹	76730-16 76731-16	77111-16	74650K2 ¹ 74744K1¹	78503-16 ¹	95135 ^{11,24} 95520^{11,24}	7028-16	15390-16 ¹⁵
N/A	N/A	72411-16 72458-16	74650-16 ¹ 74744-16¹	76730-16 76731-16	77111-16	74650K2 ¹ 74744K1¹	78503-16 ¹	95135 ^{11,24} 95520^{11,24}	7028-16	15390-16 ¹⁵

- CAMSHAFTS
- LIFTERS
- VALVE SPRINGS
- ROCKER ARMS
- PUSHRODS
- TIMING SETS
- MISCELLANEOUS

NOTE: Part numbers in **BLUE** represent product upgrade

Master Footnote Listing is located on page 2 of this catalog

FORD V8 351W 1969-1996 AND 302 H.O. 1962-1996 FIRING ORDER 1-3-7-2-6-5-4-8

HYDRAULIC FLAT TAPPET

BareBones: BareBones Camshafts allow you to get an upgrade in horsepower without killing your budget. A good fit for mild race, street and off road applications, the BareBones line has a modern asymmetrical lobe design that offers improved throttle response and acceleration.

Cam Part #	Pre-2011 Cam #	RPM Range	Valve Lift W/ 1.6 RR IN/EX	Duration @ .050" IN/EX	Advertised Duration IN/EX	LSA/ICL	Valve Lash IN/EX	Description
10350100	11000	1200 - 5200	.448"/.472"	204/214	270/280	112/107	Hyd/Hyd	Good cam for power and economy in street cars with good vacuum. Good idle.
10350101	11001	1500 - 5500	.472"/.496"	214/224	280/290	112/107	Hyd/Hyd	Good cam for stock engine combination with good low end and mid range torque and HP. Good idle.
10350102	11002	1800 - 5800	.496"/.520"	224/234	290/300	112/107	Hyd/Hyd	Good cam for hot street performance applications. Needs mild stall converter or 4-speed transmission, headers, 9:1 compression ratio and 3.50 gearing or better. Fair idle.

High Efficiency: The High Efficiency Camshafts are computer designed for increased performance and improved fuel efficiency. These camshafts offer a substantial increase in low RPM performance while maintaining compatibility with most OEM computer controlled vehicles.

10350211	310A1	Idle - 5000	.461"/.485"	207/217	262/272	112/108	Hyd/Hyd	Good cam for HP and economy in street cars. Works with stock converter and gearing. Smooth idle.
10350212	310A2	Idle - 5200	.485"/.485"	217/217	272/272	112/106	Hyd/Hyd	Excellent cam for street performance applications with good mid range and top end torque and HP. Works with all power accessories and gets decent gas mileage. Good idle.
10350264	06664	800 - 4200	.432"/.456"	195/205	245/255	112/108	Hyd/Hyd	Good cam for fuel efficiency, works in stock motors with stock computer systems. Smooth idle.
10350262	06662	1000 - 4200	.455"/.483"	205/215	255/265	112/108	Hyd/Hyd	Good cam for daily performance, off road or towing applications. Smooth idle.
10350251	90351	1500 - 4500	.456"/.484"	204/216	253/265	112/107	Hyd/Hyd	Good cam for daily usage. Also works off road and for towing in mild performance applications. 50 State legal. Smooth idle.
10350263	06663	1500 - 4500	.488"/.488"	218/218	268/268	110/106	Hyd/Hyd	Good cam for daily performance usage with good low end and mid range torque and HP. Good idle.
10350250	80351	1500 - 5000	.484"/.512"	216/228	265/277	112/107	Hyd/Hyd	Mildly modified engines for mild performance applications. 50 State legal. Good idle.

Street Master: Street Master Cams are specifically designed for Hot Pro Street cars and some bracket applications. These camshafts are computer designed to take advantage of maximum area under the curve without destroying valvetrain components.

10350313	310A3	2800 - 6200	.517"/.541"	231/239	288/296	108/102	Hyd/Hyd	Good cam for hot street or mild strip applications will need vacuum canister for power accessories. Needs 3000-3500 RPM stall converter, headers, 9.5:1 compression ratio or better and 3.73 gearing or better. Lopey idle.
----------	-------	-------------	-------------	---------	---------	---------	---------	-----------------------------------------------------------------------------------------------------------------------------------------------------------------------------------------------------------------------------



**FORD V8 351W 1969-1996 AND 302 H.O. 1962-1996
FIRING ORDER 1-3-7-2-6-5-4-8**

HYDRAULIC FLAT TAPPET

CAMSHAFTS

LIFTERS

VALVE SPRINGS

ROCKER ARMS

PUSHRODS

TIMING SETS

MISCELLANEOUS

Cam and Lifter Kit	Complete Kit	Lifters	Springs	Retainers	Locks	Valve Spring Kit	Valve Seals	Timing Set	Pushrods	Rocker Arms
10350100LK ²⁸	10350100K ²⁸	71900PR-16 71900-16	73084-16 74886-16¹	75743-16 75595-16	77003-16 77111-16	73084K1 74886K1¹	78502-16 78503-16¹	94251 ²⁸	80763-16 5078-16	85045-16 15385-16¹⁵
10350101LK ²⁸	10350101K ²⁸	71900PR-16 71900-16	73084-16 74886-16¹	75743-16 75595-16	77003-16 77111-16	73084K1 74886K1¹	78502-16 78503-16¹	94251 ²⁸	80763-16 5078-16	85045-16 15385-16¹⁵
10350102LK ²⁸	10350102K ²⁸	71900PR-16 71900-16	73084-16 74886-16¹	75743-16 75595-16	77003-16 77111-16	73084K1 74886K1¹	78502-16 78503-16¹	94251 ²⁸	80763-16 5078-16	85045-16 15385-16¹⁵
10350211LK ²⁸	10350211K ²⁸	71900PR-16 71900-16	73084-16 74886-16¹	75743-16 75595-16	77003-16 77111-16	73084K1 74886K1¹	78502-16 78503-16¹	92004 ²⁸ 94251²⁸	80763-16 5078-16	85045-16 15385-16¹⁵
10350212LK ²⁸	10350212K ²⁸	71900PR-16 71900-16	73084-16 74886-16¹	75743-16 75595-16	77003-16 77111-16	73084K1 74886K1¹	78502-16 78503-16¹	92004 ²⁸ 94251²⁸	80763-16 5078-16	85045-16 15385-16¹⁵
10350264LK ²⁸	10350264K ²⁸	71900PR-16 71900-16	73084-16 74886-16¹	75743-16 75595-16	77003-16 77111-16	73084K1 74886K1¹	78502-16 78503-16¹	92004 ²⁸ 94251²⁸	80763-16 5078-16	85045-16 15385-16¹⁵
10350262LK ²⁸	10350262K ²⁸	71900PR-16 71900-16	73084-16 74886-16¹	75743-16 75595-16	77003-16 77111-16	73084K1 74886K1¹	78502-16 78503-16¹	92004 ²⁸ 94251²⁸	80763-16 5078-16	85045-16 15385-16¹⁵
10350251LK ²⁸	10350251K ²⁸	71900PR-16 71900-16	73084-16 74886-16¹	75743-16 75595-16	77003-16 77111-16	73084K1 74886K1¹	78502-16 78503-16¹	92004 ²⁸ 94251²⁸	80763-16 5078-16	85045-16 15385-16¹⁵
10350263LK ²⁸	10350263K ²⁸	71900PR-16 71900-16	73084-16 74886-16¹	75743-16 75595-16	77003-16 77111-16	73084K1 74886K1¹	78502-16 78503-16¹	92004 ²⁸ 94251²⁸	80763-16 5078-16	85045-16 15385-16¹⁵
10350250LK ²⁸	10350250K ²⁸	71900PR-16 71900-16	73084-16 74886-16¹	75743-16 75595-16	77003-16 77111-16	73084K1 74886K1¹	78502-16 78503-16¹	92004 ²⁸ 94251²⁸	80763-16 5078-16	85045-16 15385-16¹⁵
10350313LK ²⁸	10350313K ²⁸	71900PR-16 71900-16	73100-16 ¹ 74886-16¹	75740-16 75595-16	77111-16	73100K2 ¹ 74886K1¹	78503-16 ¹	94251 ²⁸ 93028²⁸	5078-16 7078-16	15385-16 ¹⁵ 15390-16¹⁵

NOTE: Part numbers in **BLUE** represent product upgrade

Master Footnote Listing is located on page 2 of this catalog

FORD V8 351W 1969-1996 AND 302 H.O. 1962-1996 FIRING ORDER 1-3-7-2-6-5-4-8

HYDRAULIC FLAT TAPPET

Bracket Master: The Bracket Master Camshafts are the best choice for some high performance street machines and mild performance bracket racing applications. They provide excellent power over a broad power band and give that lopey idle that is so popular.

Cam Part #	Pre-2011 Cam #	RPM Range	Valve Lift W/ 1.6 RR IN/EX	Duration @ .050" IN/EX	Advertised Duration IN/EX	LSA/ICL	Valve Lash IN/EX	Description
10350410	00110	1500 - 5000	.488"/.488"	218/218	284/284	110/106	Hyd/Hyd	Good cam for performance street applications with good low end and mid range torque and HP. Works well with dual exhaust. Good idle.
10350411	00111	2200 - 6000	.496"/.520"	224/234	290/300	110/106	Hyd/Hyd	Good cam for high performance street applications with good mid range torque and HP. Needs 2000-2500 RPM stall converter, headers, 9:1 compression ratio and 3.55+ gearing. Fair idle.
Street/Strip: These cams produce excellent power in mild to higher performance street and strip applications when moderate engine modifications have been made with proper gearing.								
10350506	31006	2000 - 4500	.496"/.496"	220/220	270/270	110/106	Hyd/Hyd	Good cam for high performance street or off road applications. Needs 2000 RPM stall converter, headers, 9:1+ compression ratio and 3.55 gearing.
10350507	31007	2500 - 5000	.508"/.508"	225/225	275/275	106/102	Hyd/Hyd	Good cam for high performance street, off road and mild strip applications with increased mid range torque and HP. Needs 2500-3000 RPM stall converter, headers, 9.5:1 compression ratio and 3.73 gearing. Fair idle.
10350502	31002	3000 - 6000	.493"/.493"	228/235	285/300	110/106	Hyd/Hyd	Good cam for high performance street or mild bracket racing applications with good mid range and upper RPM torque and HP. Needs 3000-3500 RPM stall converter, headers, 9.5:1+ compression ratio and 3.73+ gearing. Fair idle.
10350508	31008	3400 - 6700	.540"/.540"	235/235	285/285	106/102	Hyd/Hyd	Good cam for hot street or bracket racing applications. Needs 3500-4000 RPM stall converter, headers, 10:1+ compression ratio and 3.90+ gearing. Rough idle.
10350514	310A4	4000 - 7000	.541"/.565"	239/247	296/304	106/100	Hyd/Hyd	Good cam for bracket racing applications. Needs 4000-4500 RPM stall converter, headers, 11:1+ compression ratio and 4.56+ gearing. Rough idle.



**FORD V8 351W 1969-1996 AND 302 H.O. 1962-1996
FIRING ORDER 1-3-7-2-6-5-4-8**

HYDRAULIC FLAT TAPPET

CAMSHAFTS

LIFTERS

VALVE SPRINGS

ROCKER ARMS

PUSHRODS

TIMING SETS

MISCELLANEOUS

Cam and Lifter Kit	Complete Kit	Lifters	Springs	Retainers	Locks	Valve Spring Kit	Valve Seals	Timing Set	Pushrods	Rocker Arms
10350410LK ²⁸	10350410K ²⁸	71900PR-16 71900-16	73084-16 74886-16¹	75743-16 75595-16	77003-16 77111-16	73084K1 74886K1¹	78502-16 78503-16¹	94251 ²⁸ 93028²⁸	80763-16 5078-16	85045-16 15385-16¹⁵
10350411LK ²⁸	10350411K ²⁸	71900PR-16 71900-16	73084-16 74886-16¹	75743-16 75595-16	77003-16 77111-16	73084K1 74886K1¹	78502-16 78503-16¹	94251 ²⁸ 93028²⁸	80763-16 5078-16	85045-16 15385-16¹⁵
10350506LK ²⁸	10350506K ²⁸	71900PR-16 71900-16	73084-16 74886-16¹	75743-16 75595-16	77003-16 77111-16	73084K1 74886K1¹	78502-16 78503-16¹	94251 ²⁸ 93028²⁸	80763-16 5078-16	85045-16 15385-16¹⁵
10350507LK ²⁸	10350507K ²⁸	71900PR-16 71900-16	73084-16 74886-16¹	75743-16 75595-16	77003-16 77111-16	73084K1 74886K1¹	78502-16 78503-16¹	94251 ²⁸ 93028²⁸	80763-16 5078-16	85045-16 15385-16¹⁵
10350502LK ²⁸	10350502K ²⁸	71900PR-16 71900-16	73084-16 74886-16¹	75743-16 75595-16	77003-16 77111-16	73084K1 74886K1¹	78502-16 78503-16¹	94251 ²⁸ 93028²⁸	80763-16 5078-16	85045-16 15385-16¹⁵
10350508LK ²⁸	10350508K ²⁸	71900PR-16 71900-16	73100-16 74886-16¹	75740-16 75595-16	77111-16	73100K2 ¹ 74886K1¹	78503-16 ¹	94251 ²⁸ 93028²⁸	80763-16 5078-16	15385-16 ¹⁵ 15390-16¹⁵
10350514LK ²⁸	10350514K ²⁸	71900PR-16 71900-16	73100-16 74886-16¹	75740-16 75595-16	77111-16	73100K2 ¹ 74886K1¹	78503-16 ¹	94251 ²⁸ 93028²⁸	80763-16 5078-16	15385-16 ¹⁵ 15390-16¹⁵

NOTE: Part numbers in **BLUE** represent product upgrade

Master Footnote Listing is located on page 2 of this catalog

FORD V8 351W 1969-1996 AND 302 H.O. 1962-1996 FIRING ORDER 1-3-7-2-6-5-4-8

HYDRAULIC FLAT TAPPET

Voodoo: Lunati's Voodoo series of camshafts deliver more area under the curve than any other series of camshafts. This means more throttle response, quicker acceleration, more vacuum and better efficiency. These factors, combined with maximum horsepower and torque, make Voodoo camshafts the perfect choice for a wide range of high performance applications.

Cam Part #	Pre-2011 Cam #	RPM Range	Valve Lift W/ 1.6 RR IN/EX	Duration @ .050" IN/EX	Advertised Duration IN/EX	LSA/ICL	Valve Lash IN/EX	Description
10350700	61000	Idle - 5000	.466"/.483"	207/213	250/256	112/108	Hyd/Hyd	Strong torque and increased HP for 289-302 c.i. motors. Works with stock speed density type fuel injection. Great for pleasure/ski boats and mild towing applications.
10350701	61001	1000 - 5500	.483"/.499"	213/219	256/262	112/108	Hyd/Hyd	Best mild performance cam. Works well in mass air fuel injection applications. Approximately 19" vacuum at idle. Great for performance oriented marine and heavy towing applications. Perfect street rod cam. Slightly noticeable idle, works with stock converter, A/C, power brakes and stock springs in most cases.
10350702	61002	1400 - 5800	.499"/.522"	219/227	262/268	112/108	Hyd/Hyd	Mid-level performance street cam with drivability. Works with stock type exhaust manifolds & dual plane intake with mild 4 bbl carb. Good 4X4 and performance marine cam where dry exhaust is used. Improved valve springs & roller rockers recommended.
10350703	61003	1800 - 6200	.522"/.538"	227/233	268/276	110/106	Hyd/Hyd	High performance street cam likes 2400 RPM stall, 650 CFM carb, dual plane intake & headers. Makes un-equalled power to 6200 RPM with proper springs. Strong cam with great street manners for crate motor. Factory EFI needs custom chips/tuning.
10350704	61004	2200 - 6400	.538"/.560"	233/241	276/284	110/106	Hyd/Hyd	Hot street cam, likes 2800 converter, hi-rise type dual plane intake with 700 CFM carb, headers, 10:1 compression and 3.73 gears. Likes up to 200 HP nitrous.
10350705	61005	2500 - 6600	.560"/.582"	241/249	284/292	110/106	Hyd/Hyd	For very hot street/bracket race applications, requires minimum 10.5:1 compression, 4.11 gearing & 3500 RPM stall converter. Works with up to 250 HP nitrous, pulls very hard past 6500 RPM when coupled with the correct parts.

HYDRAULIC ROLLER

BareBones: BareBones Camshafts allow you to get an upgrade in horsepower without killing your budget. A good fit for mild race, street and off road applications, the BareBones line has a modern asymmetrical lobe design that offers improved throttle response and acceleration.

Cam Part #	Pre-2011 Cam #	RPM Range	Valve Lift W/ 1.6 RR IN/EX	Duration @ .050" IN/EX	Advertised Duration IN/EX	LSA/ICL	Valve Lash IN/EX	Description
20350120	11020	1500 - 5500	.496"/.494"	218/228	282/292	112/108	Hyd/Hyd	Good when replacing your factory HO cam with far more torque and HP than stock. Needs 2500 RPM stall converter, headers, 9:1 compression ratio and 3.55+ gearing. Fair idle.
20350121	11021	1800 - 5800	.494"/.509"	228/238	292/297	112/108	Hyd/Hyd	Good cam for street/strip applications with modified computer chip. Needs 2500-3000 RPM stall converter, headers, 9.5:1 compression ratio and 3.73 gearing. Fair idle.



**FORD V8 351W 1969-1996 AND 302 H.O. 1962-1996
FIRING ORDER 1-3-7-2-6-5-4-8**

HYDRAULIC FLAT TAPPET

CAMSHAFTS

LIFTERS

VALVE SPRINGS

ROCKER ARMS

PUSHRODS

TIMING SETS

MISCELLANEOUS

Cam and Lifter Kit	Complete Kit	Lifters	Springs	Retainers	Locks	Valve Spring Kit	Valve Seals	Timing Set	Pushrods	Rocker Arms
10350700LK ²⁸	10350700K ²⁸	71900PR-16 71900-16	73084-16 74886-16¹	75743-16 75595-16	77003-16 77111-16	73084K1 74886K1¹	78502-16 78503-16¹	94251 ²⁸ 93028²⁸	80763-16 5078-16	85045-16 15385-16¹⁵
10350701LK ²⁸	10350701K ²⁸	71900PR-16 71900-16	73084-16 74886-16¹	75743-16 75595-16	77003-16 77111-16	73084K1 74886K1¹	78502-16 78503-16¹	94251 ²⁸ 93028²⁸	80763-16 5078-16	85045-16 15385-16¹⁵
10350702LK ²⁸	10350702K ²⁸	71900PR-16 71900-16	73084-16 74886-16¹	75743-16 75595-16	77003-16 77111-16	73084K1 74886K1¹	78502-16 78503-16¹	94251 ²⁸ 93028²⁸	80763-16 5078-16	85045-16 15385-16¹⁵
10350703LK ²⁸	10350703K ²⁸	71900PR-16 71900-16	73100-16 ¹ 74886-16¹	75740-16 75595-16	77111-16	73100K2 ¹ 74886K1¹	78503-16 ¹	94251 ²⁸ 93028²⁸	5078-16 7078-16	15385-16 ¹⁵ 15390-16¹⁵
10350704LK ²⁸	10350704K ²⁸	71900G-16	73100-16 ¹ 74886-16¹	75740-16 75595-16	77111-16	73100K2 ¹ 74886K1¹	78503-16 ¹	94251 ²⁸ 93028²⁸	5078-16 7078-16	15385-16 ¹⁵ 15390-16¹⁵
10350705LK ²⁸	10350705K ²⁸	71900G-16	73100-16 ¹ 74886-16¹	75740-16 75595-16	77111-16	73100K2 ¹ 74886K1¹	78503-16 ¹	94251 ²⁸ 93028²⁸	5078-16 7078-16	15385-16 ¹⁵ 15390-16¹⁵

HYDRAULIC ROLLER

Cam and Lifter Kit	Complete Kit	Lifters	Springs	Retainers	Locks	Valve Spring Kit	Valve Seals	Timing Set	Pushrods	Rocker Arms
20350120LK	20350120K	72915-16 72335-16	73084-16 74886-16¹	75743-16 75595-16	77003-16 77111-16	73084K1 74886K1¹	78502-16 78503-16¹	94251 ²⁸	80761-16 5002-16	15385-16 ¹⁵ 15390-16¹⁵
20350121LK	20350121K	72915-16 72335-16	73084-16 74886-16¹	75743-16 75595-16	77003-16 77111-16	73084K1 74886K1¹	78502-16 78503-16¹	94251 ²⁸	80761-16 5002-16	15385-16 ¹⁵ 15390-16¹⁵

NOTE: Part numbers in **BLUE** represent product upgrade

Master Footnote Listing is located on page 2 of this catalog

FORD V8 351W 1969-1996 AND 302 H.O. 1962-1996 FIRING ORDER 1-3-7-2-6-5-4-8

HYDRAULIC ROLLER

Street/Strip: These cams produce excellent power in mild to higher performance street and strip applications when moderate engine modifications have been made with proper gearing.

Cam Part #	Pre-2011 Cam #	RPM Range	Valve Lift W/ 1.6 RR IN/EX	Duration @ .050" IN/EX	Advertised Duration IN/EX	LSA/ICL	Valve Lash IN/EX	Description
20350514	51014	2500 - 6000	.500"/.510"	218/226	284/292	112/108	Hyd/Hyd	Good cam for replacing your factory HO cam with far more torque and HP than stock. Needs 2500 RPM stall converter, headers, 9:1 compression ratio and 3.55+ gearing. Fair idle.
20350515	510A5	2500 - 6000	.565"/.565"	228/236	280/288	112/106	Hyd/Hyd	Good cam for street/strip applications with modified computer chip. Needs 2500-3000 RPM stall converter, headers, 9.5:1 compression ratio and 3.73 gearing. Fair idle.
20350517	51017	2500 - 6200	.536"/.536"	218/228	276/286	112/108	Hyd/Hyd	Good cam for hot street rod or Pro Street applications. Needs 2500-2800 RPM stall converter, headers, 9:1 compression ratio and 3.55+ gearing. Works well with nitrous. Fair idle.
20350525	51025	2500 - 6500	.535"/.544"	224/232	284/290	112/108	Hyd/Hyd	Good cam for fuel injection or carburetor applications. Needs 2500-2800 RPM stall converter, headers, 9.5:1 compression ratio and 4.10 gearing. Fair idle.
20350516	510A6	2800 - 6400	.565"/.565"	232/240	284/292	114/108	Hyd/Hyd	Good cam for high performance daily driven applications with modified computer chip. Needs 3000 RPM stall converter or 5-speed transmission, headers, 10:1 compression ratio and 3.73+ gearing. Fair idle.
20350512	51012	2800 - 6500	.544"/.560"	232/242	290/300	112/108	Hyd/Hyd	Good cam for street rods or Pro Street applications. Needs 3000 RPM stall converter, headers, 9.5:1+ compression ratio and 3.90+ gearing. Rough idle.
20350518	51018	3000 - 6800	.560"/.576"	242/252	300/310	110/106	Hyd/Hyd	Good cam for bracket racing applications. Needs 3500 RPM stall converter, headers, 10:1+ compression ratio and 4.10+ gearing. Works well with nitrous. Rough idle.
20350507	510A7	3200 - 6500	.565"/.565"	236/244	288/296	114/108	Hyd/Hyd	Good cam for high performance street or bracket racing applications with modified computer chip. Needs 3500 RPM stall converter or 5-speed transmission, headers, 10:1+ compression ratio and 3.90 gearing. Works well in larger c.i. motors. Rough idle.
20350508	510A8	3500 - 6500	.565"/.565"	240/228	292/280	114/110	Hyd/Hyd	Excellent cam for twin turbo charged applications with high boost. Needs modified computer chip and tuning, 4000 RPM stall converter or 5-speed transmissions, headers and 3.90+ gearing. Rough idle.
20350509	510A9	3500 - 7000	.565"/.565"	240/250	292/302	114/108	Hyd/Hyd	Excellent cam for bracket racing applications with modified computer and tuning. Needs 4000 RPM stall converter or 5-speed transmission, headers, 11:1 compression ratio and 4.10 gearing. Works well with big shots of nitrous. Rough idle.



**FORD V8 351W 1969-1996 AND 302 H.O. 1962-1996
FIRING ORDER 1-3-7-2-6-5-4-8**

HYDRAULIC ROLLER

CAMSHAFTS

LIFTERS

VALVE SPRINGS

ROCKER ARMS

PUSHRODS

TIMING SETS

MISCELLANEOUS

Cam and Lifter Kit	Complete Kit	Lifters	Springs	Retainers	Locks	Valve Spring Kit	Valve Seals	Timing Set	Pushrods	Rocker Arms
20350514LK ²⁸	20350514K ²⁸	72915-16 72335-16	73084-16 74886-16¹	75743-16 75595-16	77003-16 77111-16	73084K1 74886K1¹	78502-16 78503-16¹	94251 ²⁸ 93028²⁸	80761-16 5002-16	15385-16 ¹⁵ 15390-16¹⁵
20350515LK ²⁸	20350515K ²⁸	72915-16 72335-16	73100-16 ¹ 74886-16¹	75740-16 75595-16	77111-16	73100K2 ¹ 74886K1¹	78503-16 ¹	94251 ²⁸ 93028²⁸	80761-16 5002-16	15385-16 ¹⁵ 15390-16¹⁵
20350517LK ²⁸	20350517K ²⁸	72915-16 72335-16	73100-16 ¹ 74886-16¹	75740-16 75595-16	77111-16	73100K2 ¹ 74886K1¹	78503-16 ¹	94251 ²⁸ 93028²⁸	80761-16 5002-16	15385-16 ¹⁵ 15390-16¹⁵
20350525LK ²⁸	20350525K ²⁸	72915-16 72335-16	73100-16 ¹ 74886-16¹	75740-16 75595-16	77111-16	73100K2 ¹ 74886K1¹	78503-16 ¹	94251 ²⁸ 93028²⁸	80761-16 5002-16	15385-16 ¹⁵ 15390-16¹⁵
20350516LK ²⁸	20350516K ²⁸	72915-16 72439-16	73100-16 ¹ 74886-16¹	75740-16 75595-16	77111-16	73100K2 ¹ 74886K1¹	78503-16 ¹	94251 ²⁸ 93028²⁸	80761-16 5002-16	15385-16 ¹⁵ 15390-16¹⁵
20350512LK ²⁸	20350512K ²⁸	72915-16 72439-16	73100-16 ¹ 74886-16¹	75740-16 75595-16	77111-16	73100K2 ¹ 74886K1¹	78503-16 ¹	94251 ²⁸ 93028²⁸	80761-16 5002-16	15385-16 ¹⁵ 15390-16¹⁵
20350518LK ²⁸	20350518K ²⁸	72915-16 72439-16	73100-16 ¹ 74886-16¹	75740-16 75595-16	77111-16	73100K2 ¹ 74886K1¹	78503-16 ¹	94251 ²⁸ 93028²⁸	80761-16 5002-16	15385-16 ¹⁵ 15390-16¹⁵
20350507LK ²⁸	20350507K ²⁸	72915-16 72439-16	73100-16 ¹ 74886-16¹	75740-16 75595-16	77111-16	73100K2 ¹ 74886K1¹	78503-16 ¹	94251 ²⁸ 93028²⁸	80761-16 5002-16	15385-16 ¹⁵ 15390-16¹⁵
20350508LK ²⁸	20350508K ²⁸	72915-16 72439-16	73100-16 ¹ 74886-16¹	75740-16 75595-16	77111-16	73100K2 ¹ 74886K1¹	78503-16 ¹	94251 ²⁸ 93028²⁸	80761-16 5002-16	15385-16 ¹⁵ 15390-16¹⁵
20350509LK ²⁸	20350509K ²⁸	72915-16 72439-16	73100-16 ¹ 74886-16¹	75740-16 75595-16	77111-16	73100K2 ¹ 74886K1¹	78503-16 ¹	94251 ²⁸ 93028²⁸	80761-16 5002-16	15385-16 ¹⁵ 15390-16¹⁵

NOTE: Part numbers in **BLUE** represent product upgrade

Master Footnote Listing is located on page 2 of this catalog

FORD V8 351W 1969-1996 AND 302 H.O. 1962-1996
FIRING ORDER 1-3-7-2-6-5-4-8

HYDRAULIC ROLLER

EFI Compatible: Lunati's EFI Cams are specifically designed to extend the RPM powerband of computer controlled performance based motors. These cams for electronic fuel injected engines produce better torque, throttle response and vacuum signal. The EFI cams will work with most factory fuel injection systems. However some may require both fuel injection and computer upgrades.

CAMSHAFTS

LIFTERS

VALVE SPRINGS

ROCKER ARMS

PUSHRODS

TIMING SETS

MISCELLANEOUS

Cam Part #	Pre-2011 Cam #	RPM Range	Valve Lift W/ 1.6 RR IN/EX	Duration @ .050" IN/EX	Advertised Duration IN/EX	LSA/ICL	Valve Lash IN/EX	Description
20350611	510A1	Idle - 5000	.477"/.477"	206/216	272/282	112/108	Hyd/Hyd	Good cam for street performance and economy with excellent low end torque and HP gains over stock cam. Works well with all power accessories. Smooth idle.
20350613	51013	800 - 5100	.445"/.477"	209/213	270/279	112/108	Hyd/Hyd	Good cam for mild performance street applications with increased low end and mid torque and HP over stock. Works well with factory exhaust. Smooth idle.
20350612	510A2	1000 - 5200	.525"/.525"	210/218	276/284	112/108	Hyd/Hyd	Excellent cam for Stage 1 replacement with good increase in torque and HP over stock cam. Smooth idle.
20350623	51023	1500 - 5500	.522"/.522"	215/224	268/279	112/108	Hyd/Hyd	Good cam for performance street applications with good increase in low end and mid range torque and HP over stock cam. Works well with aftermarket exhaust system. Smooth idle.
20350603	510A3	2000 - 5800	.525"/.525"	218/218	284/284	112/106	Hyd/Hyd	Excellent cam for street performance applications. Has increased torque and HP over B303/E303 cams in dyno comparison. Will work with stock converter in 351W and needs 2000-2500 RPM stall converter in 302 HO. Good idle.
20350614	510A4	2000 - 6000	.525"/.525"	226/210	292/276	114/110	Hyd/Hyd	Excellent cam for high performance street applications with single turbos running moderate boost. Needs 2000-2500 RPM stall converter, headers and 3.55+ gearing. Good idle.

Voodoo: Lunati's Voodoo series of camshafts deliver more area under the curve than any other series of camshafts. This means more throttle response, quicker acceleration, more vacuum and better efficiency. These factors, combined with maximum horsepower and torque, make Voodoo camshafts the perfect choice for a wide range of high performance applications.

20350710	61010	1600 - 5600	.541"/.549"	211/219	262/270	112/106	Hyd/Hyd	Excellent HO replacement type cam with noticeable torque and HP increases throughout the RPM range. Works with stock mass-air type injection systems.
20350711	61011	2200 - 6200	.549"/.565"	221/229	272/280	112/106	Hyd/Hyd	Mild performance street cam. Needs 5-speed or mild stall in 302 c.i. applications. Requires computer mods. Responds well to increased induction, heads and headers. Likes 3.31+ gearing.
20350712	61012	2600 - 6600	.571"/.587"	231/239	282/290	110/106	Hyd/Hyd	High performance street/bracket cam. Needs 10:1 compression minimum, increased induction and exhaust. Needs 3.55+ gearing. Requires computer mods. Very strong above 3500 RPM.
20350713	61013	3000 - 7000	.600"/.600"	241/249	292/300	110/106	Hyd/Hyd	Serious street/race cam. Needs 11:1 compression or forced induction to maximize performance. Likes increased induction systems, heads and nitrous. Needs 3.73+ gearing.



**FORD V8 351W 1969-1996 AND 302 H.O. 1962-1996
FIRING ORDER 1-3-7-2-6-5-4-8**

HYDRAULIC ROLLER

CAMSHAFTS

LIFTERS

VALVE SPRINGS

ROCKER ARMS

PUSHRODS

TIMING SETS

MISCELLANEOUS

Cam and Lifter Kit	Complete Kit	Lifters	Springs	Retainers	Locks	Valve Spring Kit	Valve Seals	Timing Set	Pushrods	Rocker Arms
20350611LK	20350611K	72915-16 72335-16	73084-16 74886-16¹	75743-16 75595-16	77003-16 77111-16	73084K1 74886K1¹	78502-16 78503-16¹	94251 ²⁸ 93028²⁸	80761-16 5002-16	15385-16 ¹⁵ 15390-16¹⁵
20350613LK	20350613K	72915-16 72335-16	73084-16 74886-16¹	75743-16 75595-16	77003-16 77111-16	73084K1 74886K1¹	78502-16 78503-16¹	94251 ²⁸ 93028²⁸	80761-16 5002-16	15385-16 ¹⁵ 15390-16¹⁵
20350612LK	20350612K	72915-16 72335-16	73084-16 74886-16¹	75743-16 75595-16	77003-16 77111-16	73084K1 74886K1¹	78502-16 78503-16¹	94251 ²⁸ 93028²⁸	80761-16 5002-16	15385-16 ¹⁵ 15390-16¹⁵
20350623LK	20350623K	72915-16 72335-16	73084-16 74886-16¹	75743-16 75595-16	77003-16 77111-16	73084K1 74886K1¹	78502-16 78503-16¹	94251 ²⁸ 93028²⁸	80761-16 5002-16	15385-16 ¹⁵ 15390-16¹⁵
20350603LK	20350603K	72915-16 72335-16	73084-16 74886-16¹	75743-16 75595-16	77003-16 77111-16	73084K1 74886K1¹	78502-16 78503-16¹	94251 ²⁸ 93028²⁸	80761-16 5002-16	15385-16 ¹⁵ 15390-16¹⁵
20350614LK	20350614K	72915-16 72335-16	73084-16 74886-16¹	75743-16 75595-16	77003-16 77111-16	73084K1 74886K1¹	78502-16 78503-16¹	94251 ²⁸ 93028²⁸	80761-16 5002-16	15385-16 ¹⁵ 15390-16¹⁵
20350710LK ²⁸	20350710K ²⁸	72915-16 72335-16	73100-16 ¹ 74886-16¹	75740-16 75595-16	77111-16	73100K2 ¹ 74886K1¹	78503-16 ¹	94251 ²⁸ 93028²⁸	80761-16 5002-16	15385-16 ¹⁵ 15390-16¹⁵
20350711LK ²⁸	20350711K ²⁸	72915-16 72335-16	73100-16 ¹ 74886-16¹	75740-16 75595-16	77111-16	73100K2 ¹ 74886K1¹	78503-16 ¹	94251 ²⁸ 93028²⁸	80761-16 5002-16	15385-16 ¹⁵ 15390-16¹⁵
20350712LK ²⁸	20350712K ²⁸	72915-16 72335-16	73100-16 ¹ 74886-16¹	75740-16 75595-16	77111-16	73100K2 ¹ 74886K1¹	78503-16 ¹	94251 ²⁸ 93028²⁸	80761-16 5002-16	15385-16 ¹⁵ 15390-16¹⁵
20350713LK ²⁸	20350713K ²⁸	72915-16 72335-16	73100-16 ¹ 74886-16¹	75740-16 75595-16	77111-16	73100K2 ¹ 74886K1¹	78503-16 ¹	94251 ²⁸ 93028²⁸	80761-16 5002-16	15385-16 ¹⁵ 15390-16¹⁵

NOTE: Part numbers in **BLUE** represent product upgrade

Master Footnote Listing is located on page 2 of this catalog

**FORD V8 351W 1969-1996 AND 302 H.O. 1962-1996
FIRING ORDER 1-3-7-2-6-5-4-8**

SOLID FLAT TAPPET

Street/Strip: These cams produce excellent power in mild to higher performance street and strip applications when moderate engine modifications have been made with proper gearing.

Cam Part #	Pre-2011 Cam #	RPM Range	Valve Lift W/ 1.6 RR IN/EX	Duration @ .050" IN/EX	Advertised Duration IN/EX	LSA/ICL	Valve Lash IN/EX	Description
30350511	410A1	2500 - 6500	.562"/.565"	243/251	277/284	110/104	.022"/.024"	Excellent cam for high performance street applications. Needs 2500-3000 RPM stall converter, headers, 9:1 compression ratio and 3.55+ gearing. Rough idle.
30350518	41018	2800 - 6200	.552"/.568"	239/244	278/283	106/102	.019"/.021"	Good cam for high performance street, mild bracket racing or 2 bbl oval track applications in a heavier car. Needs 3000 RPM stall converter, headers, 10:1+ compression ratio and 3.73+ gearing. Rough idle.
30350516	41016	3000 - 6800	.568"/.540"	244/249	283/290	108/104	.022"/.024"	Good cam for bracket racing, limited late model or street stock with 2 bbl carburetor. Needs 3500 RPM stall converter, headers, 10.5:1+ compression ratio and 3.90+ gearing. Rough idle.
30350502	410A2	3000 - 7200	.583"/.589"	247/256	276/286	106/100	.016"/.016"	Good cam for bracket racing or oval track applications with strong mid range torque and HP. Needs 3500 RPM stall converter, headers, 10:1+ compression ratio and 3.73+ gearing. Rough idle.
30350512	41012	3400 - 6800	.568"/.588"	244/254	283/293	106/102	.019"/.021"	Good cam for Pro Street or short oval track applications with good low end and mid range torque and HP. Needs 3500-4000 RPM stall converter, headers, 10.5:1+ compression ratio and 4.10+ gearing. Rough idle.
30350515	410A5	3500 - 7200	.560"/.560"	252/261	285/295	110/104	.020"/.022"	Good cam for high performance street or bracket racing applications. Needs 4000 RPM stall converter, headers, 10:1+ compression ratio and 3.90+ gearing. Rough idle.
30350513	410A3	3500 - 7500	.595"/.588"	251/259	280/292	106/100	.016"/.022"	Excellent cam for bracket racing applications with 347+ c.i. motors. Needs 4000 RPM stall converter, headers, 10:1+ compression ratio and 3.90+ gearing. Rough idle.



**FORD V8 351W 1969-1996 AND 302 H.O. 1962-1996
FIRING ORDER 1-3-7-2-6-5-4-8**

SOLID FLAT TAPPET

CAMSHAFTS

LIFTERS

VALVE SPRINGS

ROCKER ARMS

PUSHRODS

TIMING SETS

MISCELLANEOUS

Cam and Lifter Kit	Complete Kit	Lifters	Springs	Retainers	Locks	Valve Spring Kit	Valve Seals	Timing Set	Pushrods	Rocker Arms
30350511LK ²⁸	30350511K ²⁸	70000-16 70974-16	73100-16 ¹ 74886-16¹	75740-16 75595-16	77111-16	73100K2 ¹ 74886K1¹	78503-16 ¹	94251 ²⁸ 93028²⁸	5078-16 7078-16	15385-16 ¹⁵ 15390-16¹⁵
30350518LK ²⁸	30350518K ²⁸	70000-16 70974-16	73100-16 ¹ 74886-16¹	75740-16 75595-16	77111-16	73100K2 ¹ 74886K1¹	78503-16 ¹	94251 ²⁸ 93028²⁸	5078-16 7078-16	15385-16 ¹⁵ 15390-16¹⁵
30350516LK ²⁸	30350516K ²⁸	70000-16 70974-16	73100-16 ¹ 74886-16¹	75740-16 75595-16	77111-16	73100K2 ¹ 74886K1¹	78503-16 ¹	94251 ²⁸ 93028²⁸	5078-16 7078-16	15385-16 ¹⁵ 15390-16¹⁵
30350502LK ²⁸	30350502K ²⁸	70000-16 70974-16	73100-16 ¹ 74886-16¹	75740-16 75595-16	77111-16	73100K2 ¹ 74886K1¹	78503-16 ¹	94251 ²⁸ 93028²⁸	5078-16 7078-16	15385-16 ¹⁵ 15390-16¹⁵
30350512LK ²⁸	30350512K ²⁸	70000-16 70974-16	73100-16 ¹ 74886-16¹	75740-16 75595-16	77111-16	73100K2 ¹ 74886K1¹	78503-16 ¹	94251 ²⁸ 93028²⁸	5078-16 7078-16	15385-16 ¹⁵ 15390-16¹⁵
30350515LK ²⁸	30350515K ²⁸	70000-16 70974-16	73100-16 ¹ 74886-16¹	75740-16 75595-16	77111-16	73100K2 ¹ 74886K1¹	78503-16 ¹	94251 ²⁸ 93028²⁸	5078-16 7078-16	15385-16 ¹⁵ 15390-16¹⁵
30350513LK ²⁸	30350513K ²⁸	70000-16 70974-16	73100-16 ¹ 74886-16¹	75740-16 75595-16	77111-16	73100K2 ¹ 74886K1¹	78503-16 ¹	94251 ²⁸ 93028²⁸	5078-16 7078-16	15385-16 ¹⁵ 15390-16¹⁵

NOTE: Part numbers in **BLUE** represent product upgrade

Master Footnote Listing is located on page 2 of this catalog

FORD V8 351W 1969-1996 AND 302 H.O. 1962-1996
FIRING ORDER 1-3-7-2-6-5-4-8

SOLID FLAT TAPPET

Voodoo: Lunati's Voodoo series of camshafts deliver more area under the curve than any other series of camshafts. This means more throttle response, quicker acceleration, more vacuum and better efficiency. These factors, combined with maximum horsepower and torque, make Voodoo camshafts the perfect choice for a wide range of high performance applications.

Cam Part #	Pre-2011 Cam #	RPM Range	Valve Lift W/ 1.6 RR IN/EX	Duration @ .050" IN/EX	Advertised Duration IN/EX	LSA/ICL	Valve Lash IN/EX	Description
30350740	61040	2400 - 6600	.530"/.554"	233/241	266/276	110/106	.016"/.016"	Excellent hot street/strip cam with excellent torque and HP from low end to high end. Needs 2500 RPM stall converter, headers, 10:1+ compression ratio and 3.55-3.73 gearing. Lopey idle.
30350741	61041	2600 - 6800	.554"/.576"	241/249	276/282	110/106	.016"/.016"	High performance street/mild bracket cam with good mid range to high end torque and HP. Needs 3000 RPM stall converter, headers, 10.5:1+ compression ratio and 3.73-3.90 gearing. Lopey idle.
30350742	61042	2800 - 7000	.576"/.600"	249/257	282/290	110/106	.016"/.016"	Pro Street/bracket race cam with good mid range to high end torque and HP. Needs 3200 RPM stall converter, headers, 11:1+ compression ratio and 3.90+ gearing. Rough Idle.
30350743	61043	3000 - 7200	.600"/.624"	257/265	290/298	110/106	.016"/.016"	Pro Street/bracket race cam with excellent mid range to high end torque and HP. Needs 3500 RPM stall converter, headers, 11:1+ compression ratio and 4.10+ gearing. Rough idle.

Drag Race: The Lunati Drag Race Cams are available for a wide range of racing applications from Sportsman to Pro. These camshafts produce unmatched torque for launching the vehicle off the starting line and maximum horsepower for a strong finish. Custom grinds are also available.

30350904	410A4	3800 - 7800	.606"/.608"	255/263	284/291	105/99	.016"/.016"	Good cam for bracket racing applications with 347-416 c.i. motors. Needs 4000-4500 RPM stall converter, headers, 10.5:1+ compression ratio and 4.56+ gearing. Rough idle.
30350913	41013	4000 - 7000	.560"/.569"	255/259	296/298	106/102	.025"/.027"	Good cam for bracket or oval track racing on a short track with 2 bbl carburetor. Needs 4000-4500 RPM stall converter, headers, 10:1+ compression ratio and 4.10+ gearing. Rough idle.
30350914	41014	4500 - 8000	.608"/.632"	264/274	303/313	106/102	.019"/.021"	Excellent cam for bracket racing in a light weight car with good aftermarket heads for best performance. Needs 4500-5000 RPM stall converter, headers, 11:1+ compression ratio and 4.56+ gearing. Rough idle.
30350916	410A6	4500 - 8300	.632"/.630"	263/271	292/299	106/100	.016"/.016"	Good cam for bracket racing applications. Needs 4500-5000 RPM stall converter or 5-speed transmission, headers, 12:1+ compression ratio and 4.88+ gearing. Rough idle.



**FORD V8 351W 1969-1996 AND 302 H.O. 1962-1996
FIRING ORDER 1-3-7-2-6-5-4-8**

SOLID FLAT TAPPET

CAMSHAFTS

LIFTERS

VALVE SPRINGS

ROCKER ARMS

PUSHRODS

TIMING SETS

MISCELLANEOUS

Cam and Lifter Kit	Complete Kit	Lifters	Springs	Retainers	Locks	Valve Spring Kit	Valve Seals	Timing Set	Pushrods	Rocker Arms
30350740LK	30350740K	70000-16 70974-16	73100-16 ¹ 74886-16¹	75740-16 75595-16	77111-16	73100K2 ¹ 74886K1¹	78503-16 ¹	94251 ²⁸ 93028²⁸	5078-16 7078-16	15385-16 ¹⁵ 15390-16¹⁵
30350741LK	30350741K	70000-16 70974-16	73100-16 ¹ 74886-16¹	75740-16 75595-16	77111-16	73100K2 ¹ 74886K1¹	78503-16 ¹	94251 ²⁸ 93028²⁸	5028-16 7028-16	15385-16 ¹⁵ 15390-16¹⁵
30350742LK	30350742K	70000-16 70974-16	73129-16 ¹ 74630-16¹	75741-16 75749-16	77111-16	73129K1 ¹ 74630K4¹	78503-16 ¹	94251 ²⁸ 93028²⁸	7078-16	15385-16 ¹⁵ 15390-16¹⁵
30350743LK	30350743K	70000-16 70974-16	73129-16 ¹ 74630-16¹	75741-16 75749-16	77111-16	73129K1 ¹ 74630K4¹	78503-16 ¹	94251 ²⁸ 93028²⁸	7078-16	15385-16 ¹⁵ 15390-16¹⁵
N/A	N/A	70000-16 70974-16	73129-16 ¹ 74630-16¹	75741-16 76729-16	77111-16	73129K1 ¹ 74630K1¹	78503-16 ¹	95135 ^{11,24} 95520^{11,24}	7078-16	15390-16 ¹⁵
N/A	N/A	70000-16 70974-16	73129-16 ¹ 74630-16¹	75741-16 76729-16	77111-16	73129K1 ¹ 74630K1¹	78503-16 ¹	95135 ^{11,24} 95520^{11,24}	7078-16	15390-16 ¹⁵
N/A	N/A	70000-16 70974-16	73129-16 ¹ 74630-16¹	75741-16 76729-16	77111-16	73129K1 ¹ 74630K1¹	78503-16 ¹	95135 ^{11,24} 95520^{11,24}	7078-16	15390-16 ¹⁵
N/A	N/A	70000-16 70974-16	73129-16 ¹ 74630-16¹	75741-16 76729-16	77111-16	73129K1 ¹ 74630K1¹	78503-16 ¹	95135 ^{11,24} 95520^{11,24}	7078-16	15390-16 ¹⁵

NOTE: Part numbers in **BLUE** represent product upgrade

Master Footnote Listing is located on page 2 of this catalog

**FORD V8 351W 1969-1996 AND 302 H.O. 1962-1996
FIRING ORDER 1-3-7-2-6-5-4-8**

SOLID FLAT TAPPET

Oval Track: The Oval Track Cam series from Lunati is designed to pull hard off the corner and have a broad powerband to accelerate down the straights. The right fit for pavement or dirt, these camshafts will give you the power and control that you need. Custom grinds are also available.

Cam Part #	Pre-2011 Cam #	RPM Range	Valve Lift W/ 1.6 RR IN/EX	Duration @ .050" IN/EX	Advertised Duration IN/EX	LSA/ICL	Valve Lash IN/EX	Description
30350917	41017	3000 - 7000	.563"/.568"	248/254	292/298	106/102	.022"/.024"	Good cam for Limited Late Model or Street Stock with 4 bbl carburetor on 3/8-1/2 mile tracks. Works well with Dart or N series heads. Rough idle.
3050908	41008	3800 - 7200	.540"/.554"	249/258	290/300	108/104	.030"/.032"	Good cam for oval track racing on 1/4-3/8 mile tracks or in a hot street car. Needs 4000 RPM stall converter, headers, 10.5:1+ compression ratio and 4.10+ gearing. Rough idle.

SOLID ROLLER

Street/Strip: These cams produce excellent power in mild to higher performance street and strip applications when moderate engine modifications have been made with proper gearing.

Cam Part #	Pre-2011 Cam #	RPM Range	Valve Lift W/ 1.6 RR IN/EX	Duration @ .050" IN/EX	Advertised Duration IN/EX	LSA/ICL	Valve Lash IN/EX	Description
40350523 ¹⁸	510B3 ¹⁸	2000 - 7500	.621"/.593"	256/244	287/278	114/110	.020"/.022"	Good cam for high performance street applications with single turbo charger and moderate boost. Needs 2500 RPM stall converter, headers and 3.73+ gearing. Rough idle.
40350513 ¹⁸	510B1 ¹⁸	2500 - 7000	.593"/.593"	244/250	278/285	110/106	.020"/.022"	Excellent cam for high performance street or mild bracket racing applications. Needs 3000 RPM stall converter or 5-speed transmission, headers, 9.5:1+ compression ratio and 3.73+ gearing. Rough idle.
40350519 ¹⁸	51019 ¹⁸	3500 - 7200	.602"/.602"	248/256	281/289	108/104	.022"/.024"	Good cam for Pro Street or mild bracket racing applications. Needs 3500-4000 RPM stall converter, headers, 10:1+ compression ratio and 3.90+ gearing. Rough idle.
40350522 ¹⁸	510B2 ¹⁸	3500 - 7500	.593"/.593"	257/266	290/300	108/102	.020"/.022"	Good cam for hot street or bracket racing applications. Very reliable on valvetrain components. Needs 3500-4000 RPM stall converter or 4/5-speed transmission, headers, 10:1+ compression ratio and 3.90+ gearing. Rough idle.
40350524 ¹⁸	510B4 ¹⁸	3500 - 7500	.621"/.621"	256/264	287/295	106/100	.020"/.022"	Good cam for hot street or bracket racing applications that you can drive to the track. Needs 3500-4000 RPM stall converter or 4/5-speed transmission, headers, 10:1+ compression ratio and 3.90+ gearing. Rough idle.



**FORD V8 351W 1969-1996 AND 302 H.O. 1962-1996
FIRING ORDER 1-3-7-2-6-5-4-8**

SOLID FLAT TAPPET

CAMSHAFTS

Cam and Lifter Kit	Complete Kit	Lifters	Springs	Retainers	Locks	Valve Spring Kit	Valve Seals	Timing Set	Pushrods	Rocker Arms
N/A	N/A	70000-16 70974-16	73129-16 ¹ 74630-16¹	75741-16 76729-16	77111-16	73129K1 ¹ 74630K1¹	78503-16 ¹	95135 ^{11,24} 95520^{11,24}	7078-16	15390-16 ¹⁵
N/A	N/A	70000-16 70974-16	73129-16 ¹ 74630-16¹	75741-16 76729-16	77111-16	73129K1 ¹ 74630K1¹	78503-16 ¹	95135 ^{11,24} 95520^{11,24}	7078-16	15390-16 ¹⁵

LIFTERS

VALVE SPRINGS

SOLID ROLLER

Cam and Lifter Kit	Complete Kit	Lifters	Springs	Retainers	Locks	Valve Spring Kit	Valve Seals	Timing Set	Pushrods	Rocker Arms
40350523LK ¹⁸	40350523K ¹⁸	72411-16 72458-16	73117-16 ¹ 74650-16¹	75741-16 76730-16	77111-16	73117K1 ¹ 74650K2¹	78503-16 ¹	93028 ²⁴ 95520^{11,24}	7078-16	15390-16 ¹⁵
40350513LK ¹⁸	40350513K ¹⁸	72411-16 72458-16	73117-16 ¹ 74650-16¹	75741-16 76730-16	77111-16	73117K1 ¹ 74650K2¹	78503-16 ¹	93028 ²⁴ 95520^{11,24}	7078-16	15390-16 ¹⁵
40350519LK ¹⁸	40350519K ¹⁸	72411-16 72458-16	73117-16 ¹ 74650-16¹	75741-16 76730-16	77111-16	73117K1 ¹ 74650K2¹	78503-16 ¹	93028 ²⁴ 95520^{11,24}	7078-16	15390-16 ¹⁵
40350522LK ¹⁸	40350522K ¹⁸	72411-16 72458-16	73117-16 ¹ 74650-16¹	75741-16 76730-16	77111-16	73117K1 ¹ 74650K2¹	78503-16 ¹	93028 ²⁴ 95520^{11,24}	7078-16	15390-16 ¹⁵
40350524LK ¹⁸	40350524K ¹⁸	72411-16 72458-16	73117-16 ¹ 74650-16¹	75741-16 76730-16	77111-16	73117K1 ¹ 74650K2¹	78503-16 ¹	93028 ²⁴ 95520^{11,24}	7078-16	15390-16 ¹⁵

ROCKER ARMS

PUSHRODS

TIMING SETS

MISCELLANEOUS

NOTE: Part numbers in **BLUE** represent product upgrade

Master Footnote Listing is located on page 2 of this catalog

**FORD V8 351W 1969-1996 AND 302 H.O. 1962-1996
FIRING ORDER 1-3-7-2-6-5-4-8**

SOLID ROLLER

Voodoo: Lunati's Voodoo series of camshafts deliver more area under the curve than any other series of camshafts. This means more throttle response, quicker acceleration, more vacuum and better efficiency. These factors, combined with maximum horsepower and torque, make Voodoo camshafts the perfect choice for a wide range of high performance applications.

Cam Part #	Pre-2011 Cam #	RPM Range	Valve Lift W/ 1.6 RR IN/EX	Duration @ .050" IN/EX	Advertised Duration IN/EX	LSA/ICL	Valve Lash IN/EX	Description
40350730 ¹⁸	63030 ¹⁸	2500 - 6500	.592"/.602"	231/237	261/267	110/106	.016"/.016"	Good high performance street cam with good mid range torque and HP. Needs 2500 RPM stall converter or 4/5-speed transmission headers, 9:1+ compression ratio and 3.55+ gearing. Lopey idle.
40350731 ¹⁸	63031 ¹⁸	2500 - 6800	.602"/.616"	237/243	267/273	110/106	.016"/.016"	Good cam for high performance street or mild strip applications, in 302-351 c.i. motors. Needs 2500-3000 RPM stall converter or 4/5-speed transmission, headers, 9.5:1+ compression ratio and 3.73+ gearing. Rough idle.
40350732 ¹⁸	63032 ¹⁸	2500 - 7000	.616"/.624"	243/249	273/279	110/106	.016"/.016"	Good cam for street/strip applications. Has good mid range and upper RPM, torque and HP. Works well in 331+ c.i. motors. Needs 2800-3200 RPM stall converter or 4/5-speed transmission, header, 10:1+ compression ratio and 3.90+ gearing. Rough idle.
40350733 ¹⁸	63033 ¹⁸	2800 - 7200	.624"/.640"	249/255	279/285	110/106	.016"/.016"	Excellent cam for street/strip applications. Has good mid range and excellent upper RPM, torque and HP. Needs 3200-3500 RPM stall converter or 4/5-speed transmission, headers, 10.5:1+ compression ratio and 3.90 gearing. Rough idle.
40350734 ¹⁸	63034 ¹⁸	3000 - 7500	.640"/.640"	255/263	285/293	110/104	.016"/.016"	Good cam for Pro Street or mild bracket racing applications. Works well in 347+ c.i. motors. Needs 3500 RPM stall converter or 4/5-speed transmission, headers, 10.5+ Compression ratio and 4.10 gearing. Rough idle.



**FORD V8 351W 1969-1996 AND 302 H.O. 1962-1996
FIRING ORDER 1-3-7-2-6-5-4-8**

SOLID ROLLER

CAMSHAFTS

LIFTERS

VALVE SPRINGS

ROCKER ARMS

PUSHRODS

TIMING SETS

MISCELLANEOUS

Cam and Lifter Kit	Complete Kit	Lifters	Springs	Retainers	Locks	Valve Spring Kit	Valve Seals	Timing Set	Pushrods	Rocker Arms
40350730LK ¹⁸	40350730K ¹⁸	72411-16 72458-16	73117-16 ¹ 74650-16¹	75741-16 75748-16	77111-16	73117K1 ¹ 74650K2¹	78503-16 ¹	93028 ²⁴ 95520^{11,24}	7078-16	15390-16 ¹⁵
40350731LK ¹⁸	40350731K ¹⁸	72411-16 72458-16	73117-16 ¹ 74650-16¹	75741-16 75748-16	77111-16	73117K1 ¹ 74650K2¹	78503-16 ¹	93028 ²⁴ 95520^{11,24}	7078-16	15390-16 ¹⁵
40350732LK ¹⁸	40350732K ¹⁸	72411-16 72458-16	73117-16 ¹ 74650-16¹	75741-16 75748-16	77111-16	73117K1 ¹ 74650K2¹	78503-16 ¹	93028 ²⁴ 95520^{11,24}	7078-16	15390-16 ¹⁵
40350733LK ¹⁸	40350733K ¹⁸	72411-16 72458-16	73117-16 ¹ 74650-16¹	75741-16 75748-16	77111-16	73117K1 ¹ 74650K2¹	78503-16 ¹	93028 ²⁴ 95520^{11,24}	7078-16	15390-16 ¹⁵
40350734LK ¹⁸	40350734K ¹⁸	72411-16 72458-16	73117-16 ¹ 74650-16¹	75741-16 75748-16	77111-16	73117K1 ¹ 74650K2¹	78503-16 ¹	93028 ²⁴ 95520^{11,24}	7078-16	15390-16 ¹⁵

NOTE: Part numbers in **BLUE** represent product upgrade

Master Footnote Listing is located on page 2 of this catalog

**FORD V8 351W 1969-1996 AND 302 H.O. 1962-1996
FIRING ORDER 1-3-7-2-6-5-4-8**

SOLID ROLLER

Drag Race: The Lunati Drag Race Cams are available for a wide range of racing applications from Sportsman to Pro. These camshafts produce unmatched torque for launching the vehicle off the starting line and maximum horsepower for a strong finish. Custom grinds are also available.

Cam Part #	Pre-2011 Cam #	RPM Range	Valve Lift W/ 1.6 RR IN/EX	Duration @ .050" IN/EX	Advertised Duration IN/EX	LSA/ICL	Valve Lash IN/EX	Description
40350925 ¹⁸	510B5 ¹⁸	2800 - 7500	.668"/.668"	257/265	288/296	109/102	.018"/.018"	Excellent cam for Pro Street applications with 351+ c.i. motors. Needs 3000 RPM stall converter or 4/5-speed transmission, headers, 10:1+ compression ratio and 3.90+ gearing. Rough idle.
40350920 ¹⁸	51020 ¹⁸	4000 - 7800	.669"/.669"	268/272	301/305	106/102	.022"/.024"	Good cam for bracket racing applications with strong mid range torque and HP. Needs 4500 RPM stall converter, headers, 11.5:1+ compression ratio and 4.88+ gearing. Rough idle.
40350926 ¹⁸	510B6 ¹⁸	4000 - 8000	.668"/.668"	265/276	296/308	106/100	.028"/.028"	Excellent cam for bracket racing applications in the 10 second range with good mid range and upper RPM torque and HP. Needs 4000-4500 RPM stall converter, headers, 11:1+ compression ratio and 4.30+ gearing. Rough idle.
40350924 ¹⁸	51024 ¹⁸	4200 - 8000	.646"/.624"	276/288	310/320	108/104	.024"/.026"	Good cam for bracket racing applications with strong mid range and upper RPM torque and HP. Needs 4500-5000 RPM stall converter, headers, 12:1+ compression ratio and 5.13+ gearing. Rough idle.
40350927 ¹⁸	510B7 ¹⁸	4500 - 8300	.683"/.683"	273/281	302/310	104/98	.028"/.028"	Good cam for Super Stock or bracket racing applications in a heavier car. Needs 4500-5000 RPM stall converter, headers, 11.5:1+ compression ratio and 4.56+ gearing. Rough idle.
40350928 ¹⁸	510B8 ¹⁸	4500 - 9000	.668"/.668"	270/255	304/290	114/110	.018"/.018"	Excellent cam for twin turbo charged applications with high boost and larger c.i. motors. Needs 4500-5000 RPM stall converter, headers and 4.88+ gearing. Rough idle.
40350929 ¹⁸	510B9 ¹⁸	4500 - 9000	.683"/.683"	278/288	312/322	108/102	.018"/.020"	Good cam for bracket racing applications with 306-377 c.i. motors. Very stable in RPM range with flat power curve on top end. Needs 5000 RPM stall converter, headers, 12:1+ compression ratio and 4.88+ gearing. Rough idle.
40350931 ¹⁸	510C1 ¹⁸	5000 - 9500	.728"/.728"	284/292	318/325	112/106	.018"/.018"	Excellent cam for bracket racing applications in lightweight cars with larger c.i. motors. Very stable in RPM range with good valvetrain component life. Needs 5500 RPM stall converter, headers, 12.5:1+ compression ratio and 5.13+ gearing. Works well with nitrous. Rough idle.



**FORD V8 351W 1969-1996 AND 302 H.O. 1962-1996
FIRING ORDER 1-3-7-2-6-5-4-8**

SOLID ROLLER

CAMSHAFTS

LIFTERS

VALVE SPRINGS

ROCKER ARMS

PUSHRODS

TIMING SETS

MISCELLANEOUS

Cam and Lifter Kit	Complete Kit	Lifters	Springs	Retainers	Locks	Valve Spring Kit	Valve Seals	Timing Set	Pushrods	Rocker Arms
N/A	N/A	72411-16 72458-16	74650-16 ¹ 74744-16¹	76730-16 76731-16	77111-16	74650K3 ¹ 74744K1¹	78503-16 ¹	95135 ^{11,24} 95520^{11,24}	7078-16	15390-16 ¹⁵
N/A	N/A	72411-16 72458-16	74650-16 ¹ 74744-16¹	76730-16 76731-16	77111-16	74650K3 ¹ 74744K1¹	78503-16 ¹	95135 ^{11,24} 95520^{11,24}	7078-16	15390-16 ¹⁵
N/A	N/A	72411-16 72458-16	74650-16 ¹ 74744-16¹	76730-16 76731-16	77111-16	74650K3 ¹ 74744K1¹	78503-16 ¹	95135 ^{11,24} 95520^{11,24}	7078-16	15390-16 ¹⁵
N/A	N/A	72411-16 72458-16	74650-16 ¹ 74744-16¹	76730-16 76731-16	77111-16	74650K3 ¹ 74744K1¹	78503-16 ¹	95135 ^{11,24} 95520^{11,24}	7078-16	15390-16 ¹⁵
N/A	N/A	72411-16 72458-16	74650-16 ¹ 74744-16¹	76730-16 76731-16	77111-16	74650K3 ¹ 74744K1¹	78503-16 ¹	95135 ^{11,24} 95520^{11,24}	7078-16	15390-16 ¹⁵
N/A	N/A	72411-16 72458-16	74650-16 ¹ 74744-16¹	76730-16 76731-16	77111-16	74650K3 ¹ 74744K1¹	78503-16 ¹	95135 ^{11,24} 95520^{11,24}	7078-16	15390-16 ¹⁵
N/A	N/A	72411-16 72458-16	74650-16 ¹ 74744-16¹	76730-16 76731-16	77111-16	74650K3 ¹ 74744K1¹	78503-16 ¹	95135 ^{11,24} 95520^{11,24}	7078-16	15390-16 ¹⁵
N/A	N/A	72411-16 72458-16	74650-16 ¹ 74744-16¹	76730-16 76731-16	77111-16	74650K3 ¹ 74744K1¹	78503-16 ¹	95135 ^{11,24} 95520^{11,24}	7078-16	15390-16 ¹⁵

NOTE: Part numbers in **BLUE** represent product upgrade

Master Footnote Listing is located on page 2 of this catalog

FORD V8 351W 1969-1996 AND 302 H.O. 1962-1996 FIRING ORDER 1-3-7-2-6-5-4-8

SOLID ROLLER

Oval Track: The Oval Track Cam series from Lunati is designed to pull hard off the corner and have a broad powerband to accelerate down the straights. The right fit for pavement or dirt, these camshafts will give you the power and control that you need. Custom grinds are also available.

Cam Part #	Pre-2011 Cam #	RPM Range	Valve Lift W/ 1.6 RR IN/EX	Duration @ .050" IN/EX	Advertised Duration IN/EX	LSA/ICL	Valve Lash IN/EX	Description
40350921 ¹⁸	51021 ¹⁸	3200 - 7200	.593"/.624"	248/258	290/296	108/104	.024"/.026"	Good cam for Limited Late Model in 350-370 c.i. motors on 1/4-3/8 mile tracks. Rough idle.
40350922 ¹⁸	51022 ¹⁸	3800 - 7400	.646"/.624"	256/264	289/297	106/102	.022"/.024"	Excellent cam for oval track racing on 1/4-3/8 mile tracks. Works well with small carburetor and low compression. Rough idle.

FORD V8 BOSS 351, 351C, 351M, 400M 1970-1982

HYDRAULIC FLAT TAPPET

High Efficiency: The High Efficiency Camshafts are computer designed for increased performance and improved fuel efficiency. These camshafts offer a substantial increase in low RPM performance while maintaining compatibility with most OEM computer controlled vehicles.

Cam Part #	Pre-2011 Cam #	RPM Range	Valve Lift W/ 1.73 RR IN/EX	Duration @ .050" IN/EX	Advertised Duration IN/EX	LSA/ICL	Valve Lash IN/EX	Description
10320211	311A1	Idle - 5000	.499"/.524"	207/217	262/272	112/108	Hyd/Hyd	Good cam for street applications with increased HP and fuel economy. Works with all power accessories. Good idle.
10320214	06114	1200 - 4200	.492"/.522"	205/215	255/265	112/110	Hyd/Hyd	Good cam for off road or daily usage with good low end torque and fuel economy. Smooth idle.
10320215	06115	1200 - 5000	.508"/.508"	210/210	260/260	110/110	Hyd/Hyd	Excellent cam for towing with lots of mid range torque and HP. Smooth idle.
10320200	90400	1200 - 5000	.508"/.508"	210/210	260/260	110/106	Hyd/Hyd	Has lots of mid range power. Great for towing and highway usage. Smooth idle.
10320201	80400	1500 - 5000	.528"/.528"	218/218	284/284	110/105	Hyd/Hyd	Improved low end torque. No additional modifications necessary. Smooth idle.
10320216	06116	1500 - 5500	.527"/.527"	218/218	268/268	110/110	Hyd/Hyd	Good cam for off road or street performance applications. Needs 9:1 compression ratio. Good idle.



**FORD V8 351W 1969-1996 AND 302 H.O. 1962-1996
FIRING ORDER 1-3-7-2-6-5-4-8**

SOLID ROLLER

Cam and Lifter Kit	Complete Kit	Lifters	Springs	Retainers	Locks	Valve Spring Kit	Valve Seals	Timing Set	Pushrods	Rocker Arms
N/A	N/A	72411-16 72458-16	74650-16 ¹ 74744-16¹	76730-16 76731-16	77111-16	74650K3 ¹ 74744K1¹	78503-16 ¹	95135 ^{11,24} 95520^{11,24}	7078-16	15390-16 ¹⁵
N/A	N/A	72411-16 72458-16	74650-16 ¹ 74744-16¹	76730-16 76731-16	77111-16	74650K3 ¹ 74744K1¹	78503-16 ¹	95135 ^{11,24} 95520^{11,24}	7078-16	15390-16 ¹⁵

CAMSHAFTS

LIFTERS

VALVE SPRINGS

ROCKER ARMS

FORD V8 BOSS 351, 351C, 351M, 400M 1970-1982

HYDRAULIC FLAT TAPPET

Cam and Lifter Kit	Complete Kit	Lifters	Springs	Retainers	Locks	Valve Spring Kit	Valve Seals	Timing Set	Pushrods	Rocker Arms
10320211LK	10320211K	71900PR-16 71900-16	73815-16 74820-16¹	75743-16 75740-16	77003-16 ¹⁹ 77111-16¹⁹	73815K5 ¹⁹ 74820K2^{1,19}	78502-16	92005 94221	80950-16 ²⁰ 5088-16²⁰	15380-16 ¹⁵
10320214LK	10320214K	71900PR-16 71900-16	73815-16 74820-16¹	75743-16 75740-16	77003-16 ¹⁹ 77111-16¹⁹	73815K5 ¹⁹ 74820K2^{1,19}	78502-16	92005 94221	80950-16 ²⁰ 5088-16²⁰	15380-16 ¹⁵
10320215LK	10320215K	71900PR-16 71900-16	73815-16 74820-16¹	75743-16 75740-16	77003-16 ¹⁹ 77111-16¹⁹	73815K5 ¹⁹ 74820K2^{1,19}	78502-16	92005 94221	80950-16 ²⁰ 5088-16²⁰	15380-16 ¹⁵
10320200LK	10320200K	71900PR-16 71900-16	73815-16 74820-16¹	75743-16 75740-16	77003-16 ¹⁹ 77111-16¹⁹	73815K5 ¹⁹ 74820K2^{1,19}	78502-16	92005 94221	80950-16 ²⁰ 5088-16²⁰	15380-16 ¹⁵
10320201LK	10320201K	71900PR-16 71900-16	73815-16 74820-16¹	75743-16 75740-16	77003-16 ¹⁹ 77111-16¹⁹	73815K5 ¹⁹ 74820K2^{1,19}	78502-16	92005 94221	80950-16 ²⁰ 5088-16²⁰	15380-16 ¹⁵
10320216LK	10320216K	71900PR-16 71900-16	73815-16 74820-16¹	75743-16 75740-16	77003-16 ¹⁹ 77111-16¹⁹	73815K5 ¹⁹ 74820K2^{1,19}	78502-16	92005 94221	80950-16 ²⁰ 5088-16²⁰	15380-16 ¹⁵

PUSHRODS

TIMING SETS

MISCELLANEOUS

NOTE: Part numbers in **BLUE** represent product upgrade

Master Footnote Listing is located on page 2 of this catalog

FORD V8 BOSS 351, 351C, 351M, 400M 1970-1982

HYDRAULIC FLAT TAPPET

Street Master: Street Master Cams are specifically designed for Hot Pro Street cars and some bracket applications. These camshafts are computer designed to take advantage of maximum area under the curve without destroying valvetrain components.

Cam Part #	Pre-2011 Cam #	RPM Range	Valve Lift W/ 1.73 RR IN/EX	Duration @ .050" IN/EX	Advertised Duration IN/EX	LSA/ICL	Valve Lash IN/EX	Description
10320302	311A2	Idle - 5500	.524"/.524"	221/221	276/276	110/104	Hyd/Hyd	Good cam for high performance street or 4WD applications. Needs headers, 9:1 compression ratio and 3.55 gearing. Good idle.
10320311	07111	1800 - 5800	.550"/.550"	225/225	275/275	108	Hyd/Hyd	Good cam for performance street applications. Needs headers, 9:1+ compression ratio and 3.55+ gearing. Good idle.
10320312	07112	2000 - 6000	.560"/.560"	235/235	285/285	108	Hyd/Hyd	Excellent cam for high performance street or Pro Street applications. Needs 2500 RPM stall converter, headers, 9.5:1+ compression ratio and 3.73 gearing. Rough idle.
10320313	07113	2500 - 6500	.560"/.560"	245/245	295/295	108	Hyd/Hyd	Good cam for high performance street, Pro Street or mild bracket racing applications. Needs 2500-3000 RPM stall converter, headers, 10:1+ compression ratio and 3.90+ gearing. Rough idle.
10320303	311A3	3000 - 6500	.559"/.585"	231/239	288/296	108/102	Hyd/Hyd	Good cam for high performance street or mild bracket racing applications. Needs 3000-3500 RPM stall converter, headers, 9:1+ compression ratio and 3.73+ gearing. Rough idle.
10320494	00094	2500 - 6500	.562"/.588	234/244	300/310	112/108	Hyd/Hyd	Good cam for high performance street, off road or mild strip applications. Needs 2500-3000 RPM stall converter, headers, 9.5:1+ compression ratio and 3.73+ gearing. Lopey idle.

Bracket Master: The Bracket Master Camshafts are the best choice for some high performance street machines and mild performance bracket racing applications. They provide excellent power over a broad power band and give that lopey idle that is so popular.

10320490	00090	1500 - 5000	.528"/.528"	218/218	284/284	110	Hyd/Hyd	Good cam for improved low end torque and HP over stock with no additional modifications necessary. Smooth idle.
10320493	00093	2000 - 6000	.536"/.562"	224/234	290/300	112	Hyd/Hyd	Good cam for improved mid range torque and HP over stock. Needs 2000-2500 RPM stall converter, headers, 9:1+ compression ratio and 3.73 gearing. Fair idle.

Street/Strip: These cams produce excellent power in mild to higher performance street and strip applications when moderate engine modifications have been made with proper gearing.

10320508	31108	2200 - 5000	.550"/.560"	225/240	275/290	110/106	Hyd/Hyd	Good cam for street performance, off road or oval track hobby stock applications. Needs 2500 RPM stall converter, headers, 9:1 compression ratio and 3.55+ gearing. Fair idle.
10320503	31103	2500 - 5500	.530"/.530"	228/235	285/300	110/106	Hyd/Hyd	Good cam for street performance or off road applications with good mid range torque and HP. Needs 2500-3000 RPM stall converter, headers, 9.5:1 compression ratio and 3.73 gearing. Fair idle.
10320509	31109	3500 - 7000	.550"/.550"	240/250	310/315	108/104	Hyd/Hyd	Good cam for high performance street or mild bracket racing applications. Needs 3500-4000 RPM stall converter, headers, 10.5:1+ compression ratio and 3.90+ gearing. Rough idle.

CAMSHAFTS

LIFTERS

VALVE SPRINGS

ROCKER ARMS

PUSHRODS

TIMING SETS

MISCELLANEOUS



FORD V8 BOSS 351, 351C, 351M, 400M 1970-1982

HYDRAULIC FLAT TAPPET

CAMSHAFTS

LIFTERS

VALVE SPRINGS

ROCKER ARMS

PUSHRODS

TIMING SETS

MISCELLANEOUS

Cam and Lifter Kit	Complete Kit	Lifters	Springs	Retainers	Locks	Valve Spring Kit	Valve Seals	Timing Set	Pushrods	Rocker Arms
10320302LK	10320302K	71900PR-16 71900-16	73815-16 74820-16¹	75740-16 75595-16	77111-16 ¹⁹	73815K7 ¹⁹ 74820K2^{1,19}	78502-16 78503-16¹	94221 93021	5088-16 ²⁰ 7088-16²⁰	15380-16 ¹⁵
10320311LK	10320311K	71900PR-16 71900-16	73815-16 74820-16¹	75740-16 75595-16	77111-16 ¹⁹	73815K7 ¹⁹ 74820K2^{1,19}	78502-16 78503-16¹	94221 93021	5088-16 ²⁰ 7088-16²⁰	15380-16 ¹⁵
10320312LK	10320312K	71900PR-16 71900-16	73815-16 74820-16¹	75740-16 75595-16	77111-16 ¹⁹	73815K7 ¹⁹ 74820K2^{1,19}	78502-16 78503-16¹	94221 93021	5088-16 ²⁰ 7088-16²⁰	15380-16 ¹⁵
10320313LK	10320313K	71900PR-16 71900-16	73815-16 74820-16¹	75740-16 75595-16	77111-16 ¹⁹	73815K7 ¹⁹ 74820K2^{1,19}	78502-16 78503-16¹	94221 93021	5088-16 ²⁰ 7088-16²⁰	15380-16 ¹⁵
10320303LK	10320303K	71900PR-16 71900-16	73815-16 74820-16¹	75740-16 75595-16	77111-16 ¹⁹	73815K7 ¹⁹ 74820K2^{1,19}	78502-16 78503-16¹	94221 93021	5088-16 ²⁰ 7088-16²⁰	15380-16 ¹⁵
10320494LK	10320494K	71900PR-16 71900-16	73815-16 74820-16	75740-16 75595-16	77111-16 ¹⁹	73815K7 ¹⁹	78502-16 78503-16¹	94221 93021	5088-16 ²⁰ 7088-16²⁰	15380-16 ¹⁵
10320490LK	10320490K	71900PR-16 71900-16	73815-16 74820-16¹	75740-16 75595-16	77111-16 ¹⁹	73815K7 ¹⁹ 74820K2^{1,19}	78502-16 78503-16¹	94221 93021	5088-16 ²⁰ 7088-16²⁰	15380-16 ¹⁵
10320493LK	10320493K	71900PR-16 71900-16	73815-16 74820-16¹	75740-16 75595-16	77111-16 ¹⁹	73815K7 ¹⁹ 74820K2^{1,19}	78502-16 78503-16¹	94221 93021	5088-16 ²⁰ 7088-16²⁰	15380-16 ¹⁵
10320508LK	10320508K	71900PR-16 71900-16	73815-16 74820-16¹	75740-16 75595-16	77111-16 ¹⁹	73815K7 ¹⁹ 74820K2^{1,19}	78502-16 78503-16¹	94221 93021	5088-16 ²⁰ 7088-16²⁰	15380-16 ¹⁵
10320503LK	10320503K	71900PR-16 71900-16	73815-16 74820-16¹	75740-16 75595-16	77111-16 ¹⁹	73815K7 ¹⁹ 74820K2^{1,19}	78502-16 78503-16¹	94221 93021	5088-16 ²⁰ 7088-16²⁰	15380-16 ¹⁵
10320509LK	10320509K	71900PR-16 71900-16	73815-16 74820-16¹	75740-16 75595-16	77111-16 ¹⁹	73815K7 ¹⁹ 74820K2^{1,19}	78502-16 78503-16¹	94221 93021	5088-16 ²⁰ 7088-16²⁰	15380-16 ¹⁵

NOTE: Part numbers in **BLUE** represent product upgrade

Master Footnote Listing is located on page 2 of this catalog

FORD V8 BOSS 351, 351C, 351M, 400M 1970-1982

HYDRAULIC FLAT TAPPET

Voodoo: Lunati's Voodoo series of camshafts deliver more area under the curve than any other series of camshafts. This means more throttle response, quicker acceleration, more vacuum and better efficiency. These factors, combined with maximum horsepower and torque, make Voodoo camshafts the perfect choice for a wide range of high performance applications.

Cam Part #	Pre-2011 Cam #	RPM Range	Valve Lift W/ 1.73 RR IN/EX	Duration @ .050" IN/EX	Advertised Duration IN/EX	LSA/ICL	Valve Lash IN/EX	Description
10320700	62500	1000 - 5200	.503"/.524"	207/213	250/256	112/108	Hyd/Hyd	The best torque cam for 351-400 c.i. applications. Expect strong low to mid range HP and torque gains. Excellent for RV type vehicles, pleasure boats or towing applications. Good idle.
10320701	62501	1200 - 5500	.524"/.540"	213/219	256/262	112/108	Hyd/Hyd	Best choice for 351-400M c.i. daily driven street performance vehicle. Good torque and HP production with heavier emphasis on the low to mid range. Will work with A/C, power brakes and stock converter. Fair idle.
10320702	62502	1800 - 5800	.540"/.552"	219/227	262/268	112/108	Hyd/Hyd	Excellent torque for 351C with 4 bbl heads on daily driven street performance vehicle. Good torque and HP production with heavier emphasis on the lower mid through upper RPM ranges. Use 3.55 rear gears. Choppy idle.
10320703	62503	2000 - 6000	.552"/.564"	227/233	268/276	110/106	Hyd/Hyd	High performance street/strip cam for 351 c.i. Excellent camshaft for after-market 2 bbl or OEM 4 bbl heads with 9:5 compression ratio. Use 2400 RPM stall speed converter with 3.55-3.73 rear gears. Very noticeable idle quality.
10320704	62504	2200 - 6200	.564"/.583"	233/241	276/284	110/106	Hyd/Hyd	Hot street or bracket cam for 351C engines 2 bbl or 4 bbl heads. Will need 10.1+ compression, 2800-3000 stall speed converter and 3.73-3.90 gears. Likes up to 200 HP nitrous. Very rough idle quality.
10320705	62505	2400 - 6500	.583"/.600"	241/249	284/292	110/106	Hyd/Hyd	Serious street or bracket cam for 351C engines in slightly lighter vehicles. Will need 10.5+ compression, 3000-3500 RPM stall speed converter and 3.90-4.30 gears. Likes up to 250 HP nitrous. Very radical idle quality.
<p>Factory Performance: These camshafts are Lunati's versions of OEM performance camshafts. They are designed for the individual who wants an exact factory replacement for their car when doing a restoration.</p>								
10321004	11104	1200 - 4500	.481"/.490"	206/220	270/286	115	Hyd/Hyd	Lunati's version of the D1ZZ-A or D2ZZ-B FOMOCO camshaft.
10321001	11101	1500 - 5000	.505"/.505"	219/229	280/290	114	Hyd/Hyd	Lunati's version of the D2ZZ-A FOMOCO camshaft.

CAMSHAFTS

LIFTERS

VALVE SPRINGS

ROCKER ARMS

PUSHRODS

TIMING SETS

MISCELLANEOUS



FORD V8 BOSS 351, 351C, 351M, 400M 1970-1982

HYDRAULIC FLAT TAPPET

CAMSHAFTS

LIFTERS

VALVE SPRINGS

ROCKER ARMS

PUSHRODS

TIMING SETS

MISCELLANEOUS

Cam and Lifter Kit	Complete Kit	Lifters	Springs	Retainers	Locks	Valve Spring Kit	Valve Seals	Timing Set	Pushrods	Rocker Arms
10320700LK	10320700K	71900PR-16 71900-16	73815-16 74820-16¹	75740-16 75595-16	77111-16 ¹⁹	73815K7 ¹⁹ 74820K2^{1,19}	78502-16 78503-16¹	94221 93021	5088-16 ²⁰ 7088-16²⁰	15380-16 ¹⁵
10320701LK	10320701K	71900PR-16 71900-16	73815-16 74820-16¹	75740-16 75595-16	77111-16 ¹⁹	73815K7 ¹⁹ 74820K2^{1,19}	78502-16 78503-16¹	94221 93021	5088-16 ²⁰ 7088-16²⁰	15380-16 ¹⁵
10320702LK	10320702K	71900PR-16 71900-16	73815-16 74820-16¹	75740-16 75595-16	77111-16 ¹⁹	73815K7 ¹⁹ 74820K2^{1,19}	78502-16 78503-16¹	94221 93021	5088-16 ²⁰ 7088-16²⁰	15380-16 ¹⁵
10320703LK	10320703K	71900PR-16 71900-16	73124-16 ¹ 74820-16¹	75741-16 75595-16	77111-16 ¹⁹	73124K4 ^{11,19} 74820K2^{1,19}	78503-16 ¹	94221 93021	5088-16 ²⁰ 7088-16²⁰	15380-16 ¹⁵
10320704LK	10320704K	71900G-16	73124-16 ¹ 74820-16¹	75741-16 75595-16	77111-16 ¹⁹	73124K4 ^{11,19} 74820K2^{1,19}	78503-16 ¹	94221 93021	5088-16 ²⁰ 7088-16²⁰	15380-16 ¹⁵
10320705LK	10320705K	71900G-16	73124-16 ¹ 74820-16¹	75741-16 75595-16	77111-16 ¹⁹	73124K4 ^{11,19} 74820K2^{1,19}	78503-16 ¹	94221 93021	5088-16 ²⁰ 7088-16²⁰	15380-16 ¹⁵
10321004LK	10321004K	71900PR-16 71900-16	73815-16 75595-16¹	75740-16 75595-16	77111-16 ¹⁹	73815K7 ¹⁹ 74820K2^{1,19}	78502-16 78503-16	92005 94221	5088-16 ²⁰ 7088-16²⁰	15380-16 ¹⁵
10321001LK	10321001K	71900PR-16 71900-16	73815-16 75595-16¹	75740-16 75595-16	77111-16 ¹⁹	73815K7 ¹⁹ 74820K2^{1,19}	78502-16 78503-16	92005 94221	5088-16 ²⁰ 7088-16²⁰	15380-16 ¹⁵

NOTE: Part numbers in **BLUE** represent product upgrade

Master Footnote Listing is located on page 2 of this catalog

FORD V8 BOSS 351, 351C, 351M, 400M 1970-1982

HYDRAULIC ROLLER

Voodoo Retro-Fit: Lunati's Voodoo series of camshafts deliver more area under the curve than any other series of camshafts. This means more throttle response, quicker acceleration, more vacuum and better efficiency. These factors, combined with maximum horsepower and torque, make Voodoo camshafts the perfect choice for a wide range of high performance applications.

Cam Part #	Pre-2011 Cam #	RPM Range	Valve Lift W/ 1.73 RR IN/EX	Duration @ .050" IN/EX	Advertised Duration IN/EX	LSA/ICL	Valve Lash IN/EX	Description
20320710	NEW	1600 - 5600	.559"/.559"	211/219	262/270	112/106	Hyd/Hyd	Excellent cam with noticeable torque and HP increases throughout the RPM range. Works great for daily drivers and towing.
20320711	NEW	2200 - 6200	.593"/.611"	221/229	272/280	112/106	Hyd/Hyd	Mild performance street cam. Needs 5-speed or mild stall in 351 c.i. applications. Responds well to upgraded heads and headers. Likes 3.31+ gearing.
20320712	NEW	2600 - 6600	.611"/.611"	231/239	282/290	110/106	Hyd/Hyd	High performance street/bracket cam. Needs 10:1 compression minimum, increased induction system and exhaust. Needs 3.55+ gearing. Very strong above 3500 RPM.
20320713	NEW	3000 - 7000	.637"/.637"	241/249	292/300	110/106	Hyd/Hyd	Serious street/race cam. Needs 11:1 compression or forced induction to maximize performance. Likes increased induction systems, heads and nitrous. Needs 3.73+ gearing.

SOLID FLAT TAPPET

Street/Strip: These cams produce excellent power in mild to higher performance street and strip applications when moderate engine modifications have been made with proper gearing.

Cam Part #	Pre-2011 Cam #	RPM Range	Valve Lift W/ 1.73 RR IN/EX	Duration @ .050" IN/EX	Advertised Duration IN/EX	LSA/ICL	Valve Lash IN/EX	Description
30320511	411A1	2500 - 6500	.558"/.580"	238/248	272/282	112/106	.018"/.020"	High performance street or mild bracket racing. Needs 3000 RPM stall converter, headers, 9.5:1 compression ratio and 3.73+ gearing. Rough idle.
30320505	41105	3000 - 6500	.520"/.520"	232/241	280/290	108/104	.032"/.034"	High performance street, mild bracket racing or oval track hobby stock. Needs 3000-3500 RPM stall converter, headers, 9.5:1+ compression ratio and 3.73+ gearing. Fair idle.
30320512	411A2	3000 - 7000	.597"/.606"	243/252	276/285	110/104	.018"/.020"	High performance street or bracket racing. Needs 3000-3500 RPM stall converter or 4-speed transmission, headers, 10:1 compression ratio and 3.90+ gearing. Rough idle.
30320514	411A4	3000 - 7500	.606"/.606"	252/261	285/295	108/102	.016"/.016"	High performance street or bracket racing. Needs 3500 RPM stall converter or 4-speed transmission, headers, 10:1+ compression ratio and 4.10+ gearing. Rough idle.
30320507	41107	3200 - 6800	.550"/.559"	237/247	300/310	108/104	.022"/.024"	High performance street or bracket racing. Needs 3500 RPM stall converter, headers, 10:1+ compression ratio and 3.90+ gearing. Rough idle.
30320506	41106	3600 - 7000	.520"/.520"	241/251	290/300	108/104	.032"/.034"	High performance street or bracket racing. Needs 4000 RPM stall converter or 4-speed transmission, headers, 10.5:1 compression ratio and 4.10+ gearing. Rough idle.



FORD V8 BOSS 351, 351C, 351M, 400M 1970-1982

HYDRAULIC ROLLER

CAMSHAFTS

LIFTERS

VALVE SPRINGS

ROCKER ARMS

PUSHRODS

TIMING SETS

MISCELLANEOUS

	Cam and Lifter Kit	Complete Kit	Lifters	Springs	Retainers	Locks	Valve Spring Kit	Valve Seals	Timing Set	Pushrods	Rocker Arms
	20320710LK	20320710K	72335-16 72439-16	73124-16 ¹ 73130-16¹	75741-16	77111-16 ¹⁹	73124K4 ^{1,19} 73130K1^{1,19}	78503-16 ¹	94221 93021	80770-16 7066-16	15380-16 ¹⁵
	20320711LK	20320711K	72335-16 72439-16	73124-16 ¹ 73130-16¹	75741-16	77111-16 ¹⁹	73124K4 ^{1,19} 73130K1^{1,19}	78503-16 ¹	94221 93021	80770-16 7066-16	15380-16 ¹⁵
	20320712LK	20320712K	72335-16 72439-16	73124-16 ¹ 73130-16¹	75741-16	77111-16 ¹⁹	73124K4 ^{1,19} 73130K1^{1,19}	78503-16 ¹	94221 93021	80770-16 7066-16	15380-16 ¹⁵
	20320713LK	20320713K	72335-16 72439-16	73124-16 ¹ 73130-16¹	75741-16	77111-16 ¹⁹	73124K4 ^{1,19} 73130K1^{1,19}	78503-16 ¹	94221 93021	80770-16 7066-16	15380-16 ¹⁵

SOLID FLAT TAPPET

	Cam and Lifter Kit	Complete Kit	Lifters	Springs	Retainers	Locks	Valve Spring Kit	Valve Seals	Timing Set	Pushrods	Rocker Arms
	30320511LK	30320511K	70000-16 70974-16	73124-16 ¹ 73130-16¹	75741-16	77111-16 ¹⁹	73124K4 ^{1,19} 73130K1^{1,19}	78503-16 ¹	94221 93021	5088-16 7088-16	15380-16 ¹⁵
	30320505LK	30320505K	70000-16 70974-16	73124-16 ¹ 73130-16¹	75741-16	77111-16 ¹⁹	73124K4 ^{1,19} 73130K1^{1,19}	78503-16 ¹	94221 93021	5088-16 7088-16	15380-16 ¹⁵
	30320512LK	30320512K	70000-16 70974-16	73124-16 ¹ 73130-16¹	75741-16	77111-16 ¹⁹	73124K4 ^{1,19} 73130K1^{1,19}	78503-16 ¹	94221 93021	5088-16 7088-16	15380-16 ¹⁵
	30320514LK	30320514K	70000-16 70974-16	73124-16 ¹ 73130-16¹	75741-16	77111-16 ¹⁹	73124K4 ^{1,19} 73130K1^{1,19}	78503-16 ¹	94221 93021	5088-16 7088-16	15380-16 ¹⁵
	30320507LK	30320507K	70000-16 70974-16	73124-16 ¹ 73130-16¹	75741-16	77111-16 ¹⁹	73124K4 ^{1,19} 73130K1^{1,19}	78503-16 ¹	94221 93021	5088-16 7088-16	15380-16 ¹⁵
	30320506LK	30320506K	70000-16 70974-16	73124-16 ¹ 73130-16¹	75741-16	77111-16 ¹⁹	73124K4 ^{1,19} 73130K1^{1,19}	78503-16 ¹	94221 93021	5088-16 7088-16	15380-16 ¹⁵

NOTE: Part numbers in **BLUE** represent product upgrade

Master Footnote Listing is located on page 2 of this catalog

FORD V8 BOSS 351, 351C, 351M, 400M 1970-1982

SOLID FLAT TAPPET

Drag Race: The Lunati Drag Race Cams are available for a wide range of racing applications from Sportsman to Pro. These camshafts produce unmatched torque for launching the vehicle off the starting line and maximum horsepower for a strong finish. Custom grinds are also available.

Cam Part #	Pre-2011 Cam #	RPM Range	Valve Lift W/ 1.73 RR IN/EX	Duration @ .050" IN/EX	Advertised Duration IN/EX	LSA/ICL	Valve Lash IN/EX	Description
30320903	411A3	3500 - 7500	.631"/.636"	252/259	285/292	106/100	.026"/.026"	Good cam for bracket racing applications. Needs 4000 RPM stall converter or 4-speed transmission, headers, 11:1+ compression ratio and 4.10+ gearing. Rough idle.
30320913	41113	3600 - 7000	.567"/.574"	247/255	310/320	108/104	.022"/.022"	Good cam for bracket racing applications with good mid range torque and HP. Needs 4000 RPM stall converter, headers, 11:1+ compression ratio and 3.90+ gearing. Rough idle.
30320915	411A5	4000 - 8000	.657"/.661"	260/267	293/300	106/100	.026"/.026"	Good cam for bracket racing in the 10 second range with cars under 3200lbs. Needs 4000-4500 RPM stall converter, headers, 11.5:1+ compression ratio and 4.56+ gearing. Rough idle.
30320914	41114	4500 - 7800	.598"/.612"	258/267	300/310	106/102	.030"/.032"	Good cam for bracket racing applications with good aftermarket heads. Needs 5000 RPM stall converter, headers, 12:1+ compression ratio and 4.10+ gearing. Rough idle.
30320908	41108	4600 - 8000	.602"/.608"	265/272	305/314	108/104	.030"/.032"	Good cam for bracket racing applications in a medium weight car. Needs 5000-5500 RPM stall converter, headers, 12.5:1+ compression ratio and 4.56+ gearing. Rough idle.

CAMSHAFTS

LIFTERS

VALVE SPRINGS

ROCKER ARMS

PUSHRODS

TIMING SETS

MISCELLANEOUS



**VOODOO JUICE
BREAK-IN ADDITIVE**

Lunati has developed a flat tappet engine break-in lubricant that supplies your engine with key ingredients needed during the critical break-in procedure. Lunati's Voodoo Juice Break-In Additive is a must have for anyone installing a flat tappet camshaft in their engine and is available in a 12oz., easy-to-pour bottle.

PART #301



FORD V8 BOSS 351, 351C, 351M, 400M 1970-1982

SOLID FLAT TAPPET

CAMSHAFTS

LIFTERS

VALVE SPRINGS

ROCKER ARMS

PUSHRODS

TIMING SETS

MISCELLANEOUS

Cam and Lifter Kit	Complete Kit	Lifters	Springs	Retainers	Locks	Valve Spring Kit	Valve Seals	Timing Set	Pushrods	Rocker Arms
N/A	N/A	70000-16 70974-16	73124-16 ¹ 73130-16¹	75741-16	77111-16 ¹⁹	73124K4 ^{1,19} 73130K1^{1,19}	78503-16 ¹	93021 95521¹¹	7088-16	15380-16 ¹⁵
N/A	N/A	70000-16 70974-16	73124-16 ¹ 73130-16¹	75741-16	77111-16 ¹⁹	73124K4 ^{1,19} 73130K1^{1,19}	78503-16 ¹	93021 95521¹¹	7088-16	15380-16 ¹⁵
N/A	N/A	70000-16 70974-16	73124-16 ¹ 73130-16¹	75741-16	77111-16 ¹⁹	73124K4 ^{1,19} 73130K1^{1,19}	78503-16 ¹	93021 95521¹¹	7088-16	15380-16 ¹⁵
N/A	N/A	70000-16 70974-16	73124-16 ¹ 73130-16¹	75741-16	77111-16 ¹⁹	73124K4 ^{1,19} 73130K1^{1,19}	78503-16 ¹	93021 95521¹¹	7088-16	15380-16 ¹⁵
N/A	N/A	70000-16 70974-16	73124-16 ¹ 73130-16¹	75741-16	77111-16 ¹⁹	73124K4 ^{1,19} 73130K1^{1,19}	78503-16 ¹	93021 95521¹¹	7088-16	15380-16 ¹⁵

NOTE: Part numbers in **BLUE** represent product upgrade

Master Footnote Listing is located on page 2 of this catalog

FORD V8 BOSS 351, 351C, 351M, 400M 1970-1982

SOLID ROLLER

Street/Strip: These cams produce excellent power in mild to higher performance street and strip applications when moderate engine modifications have been made with proper gearing.

Cam Part #	Pre-2011 Cam #	RPM Range	Valve Lift W/ 1.73 RR IN/EX	Duration @ .050" IN/EX	Advertised Duration IN/EX	LSA/ICL	Valve Lash IN/EX	Description
40320512 ¹⁸	511A2 ¹⁸	2500 - 6800	.641"/.641"	244/250	278/285	112/106	.022"/.022"	Good cam for high performance street or mild bracket racing applications. Has very broad torque curve. Needs 3000 RPM stall converter, headers, 9.5:1+ compression ratio and 3.73+ gearing. Rough idle.
40320513 ¹⁸	511A3 ¹⁸	3000 - 7500	.641"/.641"	255/264	290/300	106/100	.022"/.022"	Good cam for high performance street, oval track, mud bog or bracket racing applications. Has excellent valvetrain life. Needs 3500-4000 RPM stall converter, headers, 10:1+ compression ratio and 3.90+ gearing. Rough idle.
40320502 ¹⁸	51102 ¹⁸	3200 - 6500	.608"/.608"	248/248	304/304	108/104	.032"/.032"	Good cam for Pro Street or mild oval track applications. Needs 3500 RPM stall converter, headers, 9.5:1+ compression ratio and 3.90+ gearing. Rough idle.

Voodoo: Lunati's Voodoo series of camshafts deliver more area under the curve than any other series of camshafts. This means more throttle response, quicker acceleration, more vacuum and better efficiency. These factors, combined with maximum horsepower and torque, make Voodoo camshafts the perfect choice for a wide range of high performance applications.

40320730 ¹⁸	NEW	2500 - 6400	.640"/.652"	231/237	261/267	110/106	.018"/.018"	Good street camshaft. Good low and mid range torque and horsepower. Needs 2500 RPM stall speed converter or 4/5-speed transmission, 9:1+ compression ratio, 3.55 rear gears and aftermarket exhaust system. Noticable idle.
40320731 ¹⁸	NEW	2500 - 6600	.652"/.666"	237/243	267/273	110/106	.018"/.018"	Needs 2500-2800 RPM stall converter or 4-5 speed transmission, 9.5:1+ compression ratio, 3.73 rear gear ratio and an aftermarket intake manifold and exhaust system. Rough idle.
40320732 ¹⁸	NEW	2500 - 6800	.666"/.675"	243/249	273/279	110/106	.018"/.018"	Good camshaft for street/strip applications. Excellent mid range and upper RPM torque and horsepower. Needs 2800-3000 RPM stall converter or 4/5-speed transmissions, 10:1 compression ratio, 3.90 rear gear ratio. Rough idle.
40320733 ¹⁸	NEW	2800 - 7000	.675"/.692"	249/255	279/285	110/106	.018"/.018"	Excellent camshaft for street/strip applications. Explosive mid range with good torque and horsepower. Needs 3000-3500 RPM stall converter or 4/5-speed transmissions, 10:1 compression ratio, 3.90 rear gear ratio.
40320735 ¹⁸	NEW	3000 - 7200	.692"/.692"	255/263	285/293	110/104	.018"/.018"	Excellent camshaft for street/strip applications in larger c.i. engines. Explosive mid range and upper RPM torque and horsepower. Needs 3500 RPM stall converter or 4/5-speed transmissions, 10.5:1 compression ratio, 4.10 rear gear ratio.

CAMSHAFTS

LIFTERS

VALVE SPRINGS

ROCKER ARMS

PUSHRODS

TIMING SETS

MISCELLANEOUS



FORD V8 BOSS 351, 351C, 351M, 400M 1970-1982

SOLID ROLLER

- CAMSHAFTS
- LIFTERS
- VALVE SPRINGS
- ROCKER ARMS
- PUSHRODS
- TIMING SETS
- MISCELLANEOUS

Cam and Lifter Kit	Complete Kit	Lifters	Springs	Retainers	Locks	Valve Spring Kit	Valve Seals	Timing Set	Pushrods	Rocker Arms
40320512LK ¹⁸	40320512K ¹⁸	72413-16 72459-16	73117-16 ¹ 74620-16¹	75741-16 76730-16	77111-16 ¹⁹	73117K1 ¹ 74620K4^{1,19}	78503-16 ¹	93021 95521¹¹	7088-16	15380-16 ¹⁵
40320513LK ¹⁸	40320513K ¹⁸	72413-16 72459-16	73117-16 ¹ 74620-16¹	75741-16 76730-16	77111-16 ¹⁹	73117K1 ¹ 74620K4^{1,19}	78503-16 ¹	93021 95521¹¹	7088-16	15380-16 ¹⁵
40320502LK ¹⁸	40320502K ¹⁸	72413-16 72459-16	73117-16 ¹ 74620-16¹	75741-16 76730-16	77111-16 ¹⁹	73117K1 ¹ 74620K4^{1,19}	78503-16 ¹	93021 95521¹¹	7088-16	15380-16 ¹⁵
40320730LK ¹⁸	40320730K ¹⁸	72413-16 72459-16	73117-16 ¹ 74620-16¹	75741-16 76730-16	77111-16 ¹⁹	73117K1 ^{1,19} 74620K4^{1,19}	78503-16 ¹	93021 95521¹¹	7088-16	15380-16 ¹⁵
40320731LK ¹⁸	40320731K ¹⁸	72413-16 72459-16	73117-16 ¹ 74620-16¹	75741-16 76730-16	77111-16 ¹⁹	73117K1 ^{1,19} 74620K4^{1,19}	78503-16 ¹	93021 95521¹¹	7088-16	15380-16 ¹⁵
40320732LK ¹⁸	40320732K ¹⁸	72413-16 72459-16	73117-16 ¹ 74620-16¹	75741-16 76730-16	77111-16 ¹⁹	73117K1 ^{1,19} 74620K4^{1,19}	78503-16 ¹	93021 95521¹¹	7088-16	15380-16 ¹⁵
40320733LK ¹⁸	40320733K ¹⁸	72413-16 72459-16	73117-16 ¹ 74620-16¹	75741-16 76730-16	77111-16 ¹⁹	73117K1 ^{1,19} 74620K4^{1,19}	78503-16 ¹	93021 95521¹¹	7088-16	15380-16 ¹⁵
40320735LK ¹⁸	40320735K ¹⁸	72413-16 72459-16	73117-16 ¹ 74620-16¹	75741-16 76730-16	77111-16 ¹⁹	73117K1 ^{1,19} 74620K4^{1,19}	78503-16 ¹	93021 95521¹¹	7088-16	15380-16 ¹⁵

NOTE: Part numbers in **BLUE** represent product upgrade

Master Footnote Listing is located on page 2 of this catalog

FORD V8 BOSS 351, 351C, 351M, 400M 1970-1982

SOLID ROLLER

Drag Race: The Lunati Drag Race Cams are available for a wide range of racing applications from Sportsman to Pro. These camshafts produce unmatched torque for launching the vehicle off the starting line and maximum horsepower for a strong finish. Custom grinds are also available.

Cam Part #	Pre-2011 Cam #	RPM Range	Valve Lift W/ 1.73 RR IN/EX	Duration @ .050" IN/EX	Advertised Duration IN/EX	LSA/ICL	Valve Lash IN/EX	Description
40320911 ¹⁸	511A1 ¹⁸	2800 - 7000	.672"/.672"	244/252	276/284	104/98	.022"/.022"	Good cam for bracket racing heavier cars. Needs 3000-3500 RPM stall converter, headers, 11:1+ compression and 4.10 gearing. Rough idle.
40320912 ¹⁸	51112 ¹⁸	3500 - 6800	.650"/.650"	252/260	285/293	108/104	.024"/.026"	Good cam for Pro Street or bracket racing. Needs 3500-4000 RPM stall converter, headers, 11:1 compression and 4.10 gearing. Rough idle.
40320913 ¹⁸	51113 ¹⁸	4000 - 7800	.650"/.650"	264/272	297/305	108/104	.024"/.026"	Good cam for bracket racing. Very broad power range. Needs 4000-4500 RPM stall converter, headers, 12:1+ compression and 4.56+ gearing. Rough idle.
40320914 ¹⁸	511A4 ¹⁸	4000 - 8000	.672"/.672"	264/272	295/303	106/100	.022"/.022"	Good cam for bracket racing. Needs 4000-4500 RPM stall converter or 4-speed transmission, headers, 11.5:1+ compression and 4.88+ gearing. Rough idle.
40320903 ¹⁸	51103 ¹⁸	4500 - 8000	.697"/.702"	278/283	318/324	108/104	.026"/.026"	Good cam for Super Gas or bracket racing that is very easy on valvetrain parts. Needs 4500-5000 RPM stall converter, headers, 12:1+ compression and 4.56+ gearing. Rough idle.
40320915 ¹⁸	511A5 ¹⁸	4500 - 8300	.738"/.738"	273/281	302/310	104/98	.028"/.028"	Good cam for Super Stock or bracket racing. Needs 5000 RPM stall converter, headers, 12:1+ compression and 5.13+ gearing. Rough idle.

FORD V8 352-428 1963-1976

HYDRAULIC FLAT TAPPET

High Efficiency: The High Efficiency Camshafts are computer designed for increased performance and improved fuel efficiency. These camshafts offer a substantial increase in low RPM performance while maintaining compatibility with most OEM computer controlled vehicles.

Cam Part #	Pre-2011 Cam #	RPM Range	Valve Lift W/ 1.73 RR IN/EX	Duration @ .050" IN/EX	Advertised Duration IN/EX	LSA/ICL	Valve Lash IN/EX	Description
10330211	305A1	Idle - 5000	.507"/.533"	207/217	262/272	112/108	Hyd/Hyd	Good cam for street performance and economy with good increase in torque and HP over stock. Works with all power accessories. Good idle.
10330201	06501	800 - 4500	.453"/.453"	201/201	262/262	112/108	Hyd/Hyd	Good stock replacement cam with good increase in torque and HP over stock. Smooth idle.
10330205	06505	1000 - 5000	.508"/.508"	210/210	260/260	110/106	Hyd/Hyd	Good cam for daily driver with strong low end and mid range torque and HP. Smooth idle.
10330206	06506	1500 - 5500	.527"/.527"	218/218	268/268	110/106	Hyd/Hyd	Good cam for street performance and cruising with good overall torque and HP. Good idle.



FORD V8 BOSS 351, 351C, 351M, 400M 1970-1982

SOLID ROLLER

CAMSHAFTS

LIFTERS

VALVE SPRINGS

ROCKER ARMS

PUSHRODS

TIMING SETS

MISCELLANEOUS

Cam and Lifter Kit	Complete Kit	Lifters	Springs	Retainers	Locks	Valve Spring Kit	Valve Seals	Timing Set	Pushrods	Rocker Arms
N/A	N/A	72413-16 72459-16	74660-16 ¹ 75824-16¹	76733-16	77111-16 ¹⁹	74660K1 ^{1,19} 75824K2^{1,19}	78503-16 ¹	95521 ¹¹	7088-16	15380-16 ¹⁵
N/A	N/A	72413-16 72459-16	74660-16 ¹ 75824-16¹	76733-16	77111-16 ¹⁹	74660K1 ^{1,19} 75824K2^{1,19}	78503-16 ¹	95521 ¹¹	7088-16	15380-16 ¹⁵
N/A	N/A	72413-16 72459-16	74660-16 ¹ 75824-16¹	76733-16	77111-16 ¹⁹	74660K1 ^{1,19} 75824K2^{1,19}	78503-16 ¹	95521 ¹¹	7088-16	15380-16 ¹⁵
N/A	N/A	72413-16 72459-16	74660-16 ¹ 75824-16¹	76733-16	77111-16 ¹⁹	74660K1 ^{1,19} 75824K2^{1,19}	78503-16 ¹	95521 ¹¹	7088-16	15380-16 ¹⁵
N/A	N/A	72413-16 72459-16	74660-16 ¹ 75824-16¹	76733-16	77111-16 ¹⁹	74660K1 ^{1,19} 75824K2^{1,19}	78503-16 ¹	95521 ¹¹	7088-16	15380-16 ¹⁵
N/A	N/A	72413-16 72459-16	74660-16 ¹ 75824-16¹	76733-16	77111-16 ¹⁹	74660K1 ^{1,19} 75824K2^{1,19}	78503-16 ¹	95521 ¹¹	7088-16	15380-16 ¹⁵

FORD V8 352-428 1963-1976

HYDRAULIC FLAT TAPPET

Cam and Lifter Kit	Complete Kit	Lifters	Springs	Retainers	Locks	Valve Spring Kit	Valve Seals	Timing Set	Pushrods	Rocker Arms
10330211LK	10330211K	71949PR-16 71949-16	73815-16	75744-16 75740-16	77004-16 77112-16	73815K2 73815K8	78504-16	92012 94208	80775-16 ²¹ 5600-16	N/A
10330201LK	10330201K	71949PR-16 71949-16	73815-16	75744-16 75740-16	77004-16 77112-16	73815K2 73815K8	78504-16	92012 94208	80775-16 ²¹ 5600-16	N/A
10330205LK	10330205K	71949PR-16 71949-16	73815-16	75744-16 75740-16	77004-16 77112-16	73815K2 73815K8	78504-16	92012 94208	80775-16 ²¹ 5600-16	N/A
10330206LK	10330206K	71949PR-16 71949-16	73815-16	75744-16 75740-16	77004-16 77112-16	73815K2 73815K8	78504-16	92012 94208	80775-16 ²¹ 5600-16	N/A

NOTE: Part numbers in **BLUE** represent product upgrade

Master Footnote Listing is located on page 2 of this catalog

FORD V8 352-428 1963-1976

HYDRAULIC FLAT TAPPET

Street Master: Street Master Cams are specifically designed for Hot Pro Street cars and some bracket applications. These camshafts are computer designed to take advantage of maximum area under the curve without destroying valvetrain components.

Cam Part #	Pre-2011 Cam #	RPM Range	Valve Lift W/ 1.73 RR IN/EX	Duration @ .050" IN/EX	Advertised Duration IN/EX	LSA/ICL	Valve Lash IN/EX	Description
10330312	305A2	1500 - 5800	.533"/.533"	221/221	276/276	110/106	Hyd/Hyd	Good for high performance street with 390-428 c.i. motors. Good increase in torque and HP over stock while maintaining good economy. Fair idle.
10330301	07501	1800 - 5800	.550"/.550"	225/225	275/275	108/104	Hyd/Hyd	Good cam for daily street performance usage. Needs headers, 9:1+ compression and 3.55+ gearing. Fair idle.
10330302	07502	2000 - 6000	.560"/.560"	235/235	285/285	108/104	Hyd/Hyd	Good for high performance street or mild bracket racing. Needs 2500 RPM stall converter, headers, 9.5:1+ compression and 3.73+ gearing. Rough idle.
10330303	07503	2500 - 6500	.560"/.560"	245/245	295/295	108/104	Hyd/Hyd	Excellent for Pro Street or bracket racing. Needs 3000 RPM stall converter, headers, 10:1+ compression and 3.90-4.10 gearing. Rough idle.
10330313	305A3	3000 - 6500	.569"/.569"	231/231	288/288	108/102	Hyd/Hyd	Good cam for high performance street or mild bracket racing. Needs 3000-3500 RPM stall converter or 4-speed transmission, headers, 10:1+ compression and 3.73+ gearing. Rough idle.

Bracket Master: The Bracket Master Camshafts are the best choice for some high performance street machines and mild performance bracket racing applications. They provide excellent power over a broad power band and give that lopey idle that is so popular.

10330453	00053	1500 - 5000	.514"/.514"	223/223	300/300	112/108	Hyd/Hyd	Good cam for performance street or street rod applications needing strong low end and mid range torque and HP. Fair idle.
10330454	00054	1500 - 5500	.554"/.554"	230/230	292/292	109/105	Hyd/Hyd	Good for high performance street or mild racing applications. Very strong low end and mid range torque and HP. Lopey idle.

Street/Strip: These cams produce excellent power in mild to higher performance street and strip applications when moderate engine modifications have been made with proper gearing.

10330506	30506	2200 - 5600	.536"/.563"	220/230	270/280	110/106	Hyd/Hyd	Excellent cam for high performance street or off road use. Needs 2000-2500 RPM stall converter, headers, 9:1 compression ratio and 3.55 gearing. Fair idle.
10330505	30505	2400 - 5800	.536"/.536"	228/235	285/300	110/106	Hyd/Hyd	Good cam for high performance street or off road use with good mid range torque and HP. Needs 2500 RPM stall converter, headers, 9:1+ compression ratio and 3.55+ gearing. Fair idle.
10330507	30507	2600 - 6200	.563"/.600"	230/240	280/290	108/104	Hyd/Hyd	Good cam for high performance street, off road or mild strip applications. Needs 2500-3000 RPM stall converter, headers, 9.5:1+ compression ratio and 3.73+ gearing. Lopey idle.

CAMSHAFTS

LIFTERS

VALVE SPRINGS

ROCKER ARMS

PUSHRODS

TIMING SETS

MISCELLANEOUS



FORD V8 352-428 1963-1976

HYDRAULIC FLAT TAPPET

CAMSHAFTS

LIFTERS

VALVE SPRINGS

ROCKER ARMS

PUSHRODS

TIMING SETS

MISCELLANEOUS

Cam and Lifter Kit	Complete Kit	Lifters	Springs	Retainers	Locks	Valve Spring Kit	Valve Seals	Timing Set	Pushrods	Rocker Arms
10330312LK	10330312K	71949PR-16 71949-16	73815-16 74820-16¹	75740-16 75595-16	77112-16	73815K8 74820K4¹	78504-16 78505-16¹	94208 93012	80775-16 ²¹ 5600-16	N/A
10330301LK	10330301K	71949PR-16 71949-16	73815-16 74820-16¹	75740-16 75595-16	77112-16	73815K8 74820K4¹	78504-16 78505-16¹	94208 93012	80775-16 ²¹ 5600-16	N/A
10330302LK	10330302K	71949PR-16 71949-16	73124-16 74820-16¹	75741-16 75595-16	77112-16	73124K5 ¹ 74820K4¹	78505-16 ¹	94208 93012	80775-16 ²¹ 5600-16	N/A
10330303LK	10330303K	71949PR-16 71949-16	73124-16 74820-16¹	75741-16 75595-16	77112-16	73124K5 ¹ 74820K4¹	78505-16 ¹	94208 93012	80775-16 ²¹ 5600-16	N/A
10330313LK	10330313K	71949PR-16 71949-16	73124-16 74820-16¹	75741-16 75595-16	77112-16	73124K5 ¹ 74820K4¹	78505-16 ¹	94208 93012	80775-16 ²¹ 5600-16	N/A
10330453LK	10330453K	71949PR-16 71949-16	73815-16 74820-16¹	75740-16 75595-16	77112-16	73815K8 74820K4¹	78504-16 78505-16	94208 93012	80775-16 ²¹ 5600-16	N/A
10330454LK	10330454K	71949PR-16 71949-16	73815-16 74820-16¹	75740-16 75595-16	77112-16	73815K8 74820K4¹	78504-16 78505-16	94208 93012	80775-16 ²¹ 5600-16	N/A
10330506LK	10330506K	71949PR-16 71949-16	73124-16 ¹ 74820-16¹	75741-16 75595-16	77112-16	73124K5 ¹ 74820K4¹	78505-16 ¹	94208 93012	80775-16 ²¹ 5600-16	N/A
10330505LK	10330505K	71949PR-16 71949-16	73124-16 ¹ 74820-16¹	75741-16 75595-16	77112-16	73124K5 ¹ 74820K4¹	78505-16 ¹	94208 93012	80775-16 ²¹ 5600-16	N/A
10330507LK	10330507K	71949PR-16 71949-16	73124-16 ¹ 74820-16¹	75741-16 75595-16	77112-16	73124K5 ¹ 74820K4¹	78505-16 ¹	94208 93012	80775-16 ²¹ 5600-16	N/A

NOTE: Part numbers in **BLUE** represent product upgrade

Master Footnote Listing is located on page 2 of this catalog

FORD V8 352-428 1963-1976

HYDRAULIC FLAT TAPPET

Voodoo: Lunati's Voodoo series of camshafts deliver more area under the curve than any other series of camshafts. This means more throttle response, quicker acceleration, more vacuum and better efficiency. These factors, combined with maximum horsepower and torque, make Voodoo camshafts the perfect choice for a wide range of high performance applications.

CAMSHAFTS

LIFTERS

VALVE SPRINGS

ROCKER ARMS

PUSHRODS

TIMING SETS

MISCELLANEOUS

Cam Part #	Pre-2011 Cam #	RPM Range	Valve Lift W/ 1.73 RR IN/EX	Duration @ .050" IN/EX	Advertised Duration IN/EX	LSA/ICL	Valve Lash IN/EX	Description
10330700	62000	800 - 5000	.503"/.524"	207/213	250/256	112/108	Hyd/Hyd	The best torque cam for 360-390 F.E applications. Expect strong low to mid range HP and torque gains. Excellent for RV type vehicles, pleasure boats or towing applications. Good idle.
10330701	62001	1000 - 5300	.524"/.540"	213/219	256/262	112/108	Hyd/Hyd	Best choice for 390 c.i. daily driven street performance vehicle. Good torque and HP production with heavier emphasis on the low to mid range. Will work with A/C, power brakes and stock converter. Fair idle.
10330702	62002	1300 - 5500	.540"/.552"	219/227	262/268	112/108	Hyd/Hyd	Excellent torque for 427-428 c.i. daily driven street performance vehicle. Excellent torque and HP production with heavier emphasis on the low to mid range. Will work in tri power applications with 406-428 c.i. engines. Choppy idle.
10330703	62003	1600 - 5800	.552"/.564"	227/233	268/276	110/106	Hyd/Hyd	High performance street/strip cam for 390 c.i. Excellent camshaft for 427 or 428 touring type vehicles with 9:1-9:5 compression ratio. Use 2200-2400 RPM stall converter with 3.23-3.55 rear gears. Very noticeable idle quality.
10330704	62004	2000 - 6000	.564"/.583"	233/241	276/284	110/106	Hyd/Hyd	Hot street or bracket cam for 390 c.i. engines or heavier 427-428 c.i. vehicles. Will need 9.5+ compression, 2800-3000 RPM stall converter and 3.55-3.73 gears. Likes up to 200 HP nitrous. Very rough idle quality.
10330705	62005	2400 - 6200	.583"/.600"	241/249	284/292	110/106	Hyd/Hyd	Serious street or bracket cam for 427-500 c.i. engines in slightly lighter vehicles. Will need 10.1+ compression, 3000-3500RPM stall converter and 3.73-4.11 gears. Likes up to 250 HP nitrous. Very radical idle quality.
<p>Factory Performance: These camshafts are Lunati's versions of OEM performance camshafts. They are designed for the individual who wants an exact factory replacement for their car when doing a restoration.</p>								
10331003	10503	3000 - 6000	.481"/.490"	224/232	304/324	114/110	Hyd/Hyd	Lunati's version of the C60Z-B 428 CJ 335 & 360 HP camshaft.



FORD V8 352-428 1963-1976

HYDRAULIC FLAT TAPPET

CAMSHAFTS

LIFTERS

VALVE SPRINGS

ROCKER ARMS

PUSHRODS

TIMING SETS

MISCELLANEOUS

Cam and Lifter Kit	Complete Kit	Lifters	Springs	Retainers	Locks	Valve Spring Kit	Valve Seals	Timing Set	Pushrods	Rocker Arms
10330700LK	10330700K	71949PR-16 71949-16	73815-16 74820-16¹	75740-16 75595-16	77112-16	73815K8 74820K4¹	78504-16 78505-16¹	94208 93012	80775-16 ²¹ 5600-16	N/A
10330701LK	10330701K	71949PR-16 71949-16	73815-16 74820-16¹	75740-16 75595-16	77112-16	73815K8 74820K4¹	78504-16 78505-16¹	94208 93012	80775-16 ²¹ 5600-16	N/A
10330702LK	10330702K	71949PR-16 71949-16	73815-16 74820-16¹	75740-16 75595-16	77112-16	73815K8 74820K4¹	78504-16 78505-16¹	94208 93012	80775-16 ²¹ 5600-16	N/A
10330703LK	10330703K	71949PR-16 71949-16	73124-16 ¹ 74820-16¹	75741-16 75595-16	77112-16	73124K5 ¹ 74820K4¹	78505-16 ¹	94208 93012	5600-16 7137-16	N/A
10330704LK	10330704K	71949PR-16 71949-16	73124-16 ¹ 74820-16¹	75741-16 75595-16	77112-16	73124K5 ¹ 74820K4¹	78505-16 ¹	94208 93012	5600-16 7137-16	N/A
10330705LK	10330705K	71949PR-16 71949-16	73124-16 ¹ 74820-16¹	75741-16 75595-16	77112-16	73124K5 ¹ 74820K4¹	78505-16 ¹	94208 93012	5600-16 7137-16	N/A
10331003LK	10331003K	71949PR-16 71949-16	73815-16 74820-16¹	75744-16 75595-16	77004-16 77112-16	73815K2 74820K4¹	78504-16 78505-16¹	94208 93012	80775-16 ²¹ 5600-16	N/A

NOTE: Part numbers in **BLUE** represent product upgrade

Master Footnote Listing is located on page 2 of this catalog

FORD V8 352-428 1963-1976

HYDRAULIC ROLLER

Voodoo Retro-Fit: Lunati's Voodoo series of camshafts deliver more area under the curve than any other series of camshafts. This means more throttle response, quicker acceleration, more vacuum and better efficiency. These factors, combined with maximum horsepower and torque, make Voodoo camshafts the perfect choice for a wide range of high performance applications.

Cam Part #	Pre-2011 Cam #	RPM Range	Valve Lift W/ 1.73 RR IN/EX	Duration @ .050" IN/EX	Advertised Duration IN/EX	LSA/ICL	Valve Lash IN/EX	Description
20330710	NEW	1600 - 5600	.559"/.559"	211/219	262/270	112/106	Hyd/Hyd	Excellent cam with noticeable torque and HP increases throughout the RPM range. Works great for daily drivers and towing.
20330711	NEW	2200 - 6200	.593"/.611"	221/229	272/280	112/106	Hyd/Hyd	Mild performance street cam. Needs 5-speed transmission or mild stall in 351 c.i. applications. Responds well to upgraded heads and headers. Likes 3.31+ gearing.
20330712	NEW	2600 - 6600	.611"/.611"	231/239	282/290	110/106	Hyd/Hyd	High performance street/bracket cam. Needs 10:1 compression minimum, increased induction system and exhaust. Needs 3.55+ gearing. Very strong above 3500 RPM.
20330713	NEW	3000 - 7000	.637"/.637"	241/249	292/300	110/106	Hyd/Hyd	Serious street/race cam. Needs 11:1 compression or forced induction to maximize performance. Likes increased induction systems, heads and nitrous. Needs 3.73+ gearing.

SOLID FLAT TAPPET

Street/Strip: These cams produce excellent power in mild to higher performance street and strip applications when moderate engine modifications have been made with proper gearing.

Cam Part #	Pre-2011 Cam #	RPM Range	Valve Lift W/ 1.73 RR IN/EX	Duration @ .050" IN/EX	Advertised Duration IN/EX	LSA/ICL	Valve Lash IN/EX	Description
30330511	405A1	2000 - 6400	.569"/.580"	238/248	272/282	112/106	.022"/.022"	High performance street or mild bracket racing. Needs 2500 RPM stall converter or 4-speed transmission, headers, 9:1+ compression ratio and 3.73+ gearing. Lopey idle.
30330513	405A3	2500 - 6500	.618"/.622"	244/251	277/284	110/104	.018"/.022"	High performance street or bracket racing cam in medium to lightweight cars. Needs 3000 RPM stall converter or 4-speed transmission, headers, 10:1 compression ratio, 3.90 gearing. Rough idle.
30330510	40510	3000 - 6500	.559"/.572"	237/247	300/310	110/106	.022"/.024"	High performance street or mild bracket racing with very good low end and mid range torque and HP. Needs 3000-3500 RPM stall converter, headers, 9.5:1+ compression ratio and 3.73+ gearing. Lopey idle.
30330512	405A2	3000 - 6800	.580"/.607"	248/255	282/292	110/104	.022"/.022"	High performance street or bracket racing. Needs 3500 RPM stall converter or 4-speed transmission, headers, 10:1+ compression ratio and 3.90+ gearing. Rough idle.
30330508	40508	3200 - 6800	.525"/.525"	241/251	290/300	108/104	.034"/.036"	High performance street or bracket racing. Needs 3500+ RPM stall converter, headers, 10:1+ compression ratio and 3.90+ gearing. Rough idle.



FORD V8 352-428 1963-1976

HYDRAULIC ROLLER

CAMSHAFTS

LIFTERS

VALVE SPRINGS

ROCKER ARMS

PUSHRODS

TIMING SETS

MISCELLANEOUS

Cam and Lifter Kit	Complete Kit	Lifters	Springs	Retainers	Locks	Valve Spring Kit	Valve Seals	Timing Set	Pushrods	Rocker Arms
20330710LK	20330710K	72336-16 72440-16	73124-16 ¹ 74820-16¹	75741-16 75595-16	77112-16	73124K5 ¹ 74820K4¹	78505-16 ¹	94208 93012	N/A	N/A
20330711LK	20330711K	72336-16 72440-16	73124-16 ¹ 74820-16¹	75741-16 75595-16	77112-16	73124K5 ¹ 74820K4¹	78505-16 ¹	94208 93012	N/A	N/A
20330712LK	20330712K	72440-16	73124-16 ¹ 74820-16¹	75741-16 75748-16	77112-16	73124K5 ¹ 74820K4¹	78505-16 ¹	94208 93012	N/A	N/A
20330713LK	20330713K	72440-16	73124-16 ¹ 74820-16¹	75741-16 75748-16	77112-16	73124K5 ¹ 74820K4¹	78505-16 ¹	94208 93012	N/A	N/A

SOLID FLAT TAPPET

Cam and Lifter Kit	Complete Kit	Lifters	Springs	Retainers	Locks	Valve Spring Kit	Valve Seals	Timing Set	Pushrods	Rocker Arms
30330511LK	30330511K	70872-16	73121-16 ¹ 74630-16¹	75748-16 75749-16	77112-16	73121K1 ¹ 74630K3¹	78505-16 ¹	93012 95105¹¹	5600-16 7137-16	N/A
30330513LK	30330513K	70872-16	73121-16 ¹ 74630-16¹	75748-16 75749-16	77112-16	73121K1 ¹ 74630K3¹	78505-16 ¹	93012 95105¹¹	5600-16 7137-16	N/A
30330510LK	30330510K	70872-16	73121-16 ¹ 74630-16¹	75748-16 75749-16	77112-16	73121K1 ¹ 74630K3¹	78505-16 ¹	93012 95105¹¹	5600-16 7137-16	N/A
30330512LK	30330512K	70872-16	73121-16 ¹ 74630-16¹	75748-16 75749-16	77112-16	73121K1 ¹ 74630K3¹	78505-16 ¹	93012 95105¹¹	5600-16 7137-16	N/A
30330508LK	30330508K	70872-16	73121-16 ¹ 74630-16¹	75748-16 75749-16	77112-16	73121K1 ¹ 74630K3¹	78505-16 ¹	93012 95105¹¹	5600-16 7137-16	N/A

NOTE: Part numbers in **BLUE** represent product upgrade

Master Footnote Listing is located on page 2 of this catalog

FORD V8 352-428 1963-1976

SOLID FLAT TAPPET

Drag Race: The Lunati Drag Race Cams are available for a wide range of racing applications from Sportsman to Pro. These camshafts produce unmatched torque for launching the vehicle off the starting line and maximum horsepower for a strong finish. Custom grinds are also available.

Cam Part #	Pre-2011 Cam #	RPM Range	Valve Lift W/ 1.73 RR IN/EX	Duration @ .050" IN/EX	Advertised Duration IN/EX	LSA/ICL	Valve Lash IN/EX	Description
30330914	405A4	3500 - 7200	.616"/.616"	252/261	285/295	110/104	.026"/.026"	Good cam for bracket racing applications in a lighter weight car. Needs 3500-4000 RPM stall converter or 4-speed transmission, headers, 10:1+ compression ratio and 4.10+ gearing. Rough idle.
30330909	40509	3800 - 7000	.593"/.598"	249/258	290/300	108/104	.034"/.034"	Good cam for bracket racing applications in a medium weight car. Needs 4000-4500 RPM stall converter, headers, 10.5:1+ compression ratio and 4.10+ gearing. Rough idle.
30330911	40511	4000 - 7500	.598"/.623"	258/267	300/310	108/104	.034"/.034"	Good cam for bracket racing applications with 428 c.i. motors. Needs 4500 RPM stall converter, headers, 11:1+ compression ratio and 4.30-4.56 gearing. Rough idle.
30330915	405A5	4000 - 7500	.652"/.652"	263/271	296/304	108/102	.026"/.026"	Good cam for bracket racing applications. Needs 4000-4500 RPM stall converter, headers, 11:1+ compression ratio 4.56+ gearing. Rough idle.
30330916	40516	4200 - 7500	.612"/.619"	265/272	305/314	108/106	.030"/.032"	Good cam for Super Gas or bracket racing applications in a lighter weight car. Needs 4500-5000 RPM stall converter, headers, 12:1+ compression ratio and 4.56+ gearing. Rough idle.
<p>Factory Performance: These camshafts are Lunati's versions of OEM performance camshafts. They are designed for the individual who wants an exact factory replacement for their car when doing a restoration.</p>								
30331001	20501	3200 - 6200	.524"/.524"	245/245	324/324	114/110	.024"/.026"	Lunati's version of the 427 c.i. motor 425 HP camshaft.

CAMSHAFTS

LIFTERS

VALVE SPRINGS

ROCKER ARMS

PUSHRODS

TIMING SETS

MISCELLANEOUS



FORD V8 352-428 1963-1976

SOLID FLAT TAPPET

CAMSHAFTS

LIFTERS

VALVE SPRINGS

ROCKER ARMS

PUSHRODS

TIMING SETS

MISCELLANEOUS

Cam and Lifter Kit	Complete Kit	Lifters	Springs	Retainers	Locks	Valve Spring Kit	Valve Seals	Timing Set	Pushrods	Rocker Arms
N/A	N/A	70872-16	73121-16 ¹ 74630-16¹	75748-16 75749-16	77112-16	73121K1 ¹ 74630k3¹	78505-16 ¹	93012 95105¹¹	7137-16	N/A
N/A	N/A	70872-16	73121-16 ¹ 74630-16¹	75748-16 75749-16	77112-16	73121K1 ¹ 74630k3¹	78505-16 ¹	93012 95105¹¹	7137-16	N/A
N/A	N/A	70872-16	73121-16 ¹ 74630-16¹	75748-16 75749-16	77112-16	73121K1 ¹ 74630k3¹	78505-16 ¹	93012 95105¹¹	7137-16	N/A
N/A	N/A	70872-16	73121-16 ¹ 74630-16¹	75748-16 75749-16	77112-16	73121K1 ¹ 74630k3¹	78505-16 ¹	93012 95105¹¹	7137-16	N/A
N/A	N/A	70872-16	73121-16 ¹ 74630-16¹	75748-16 75749-16	77112-16	73121K1 ¹ 74630k3¹	78505-16 ¹	93012 95105¹¹	7137-16	N/A
30331001LK	30331001K	70872-16	73815-16 74820-16¹	75740-16 75595-16	77112-16	73815K8 74820K4¹	78504-16 78505-16¹	94208 93012	80775-16 ²¹ 5600-16	N/A

NOTE: Part numbers in **BLUE** represent product upgrade

Master Footnote Listing is located on page 2 of this catalog

FORD V8 352-428 1963-1976

SOLID ROLLER

Drag Race: The Lunati Drag Race Cams are available for a wide range of racing applications from Sportsman to Pro. These camshafts produce unmatched torque for launching the vehicle off the starting line and maximum horsepower for a strong finish. Custom grinds are also available.

Cam Part #	Pre-2011 Cam #	RPM Range	Valve Lift W/ 1.73 RR IN/EX	Duration @ .050" IN/EX	Advertised Duration IN/EX	LSA/ICL	Valve Lash IN/EX	Description
40330914 ¹⁸	50514 ¹⁸	4500 - 7500	.707"/.711"	272/284	314/324	108/106	.022"/.024"	Good cam for bracket racing applications with 390-428 c.i. motors. Needs 4000-4500 RPM stall converter or 4-speed transmission, headers, 11.5:1+ compression ratio and 4.56+ gearing. Rough idle.
40330912 ¹⁸	50512 ¹⁸	4500 - 7500	.756"/.756"	271/281	308/318	108/106	.028"/.030"	Good cam for bracket racing applications with 390-428 c.i. motors. Needs 4000-4500 RPM stall converter, headers, 11:1+ compression ratio and 4.56+ gearing. Rough idle.
40330902 ¹⁸	505A2 ¹⁸	4500 - 7800	.704"/.718"	276/284	310/318	108/102	.024"/.026"	Excellent cam for bracket racing applications with 390-428 c.i. motors, very easy on valvetrain parts. Needs 4500-5000 RPM stall converter or 4-speed transmission, headers, 11.5:1+ compression ratio and 4.56+ gearing. Rough idle.
40330911 ¹⁸	505A1 ¹⁸	4500 - 8000	.751"/.751"	273/281	302/310	108/102	.030"/.030"	Good cam for bracket racing applications with 390-428 c.i. motors with aftermarket performance heads. Needs 4000-4500 RPM stall converter, headers, 11:1+ compression ratio and 4.56+ gearing. Rough idle.
40330910 ¹⁸	50510 ¹⁸	4500 - 8000	.763"/.740"	286/296	340/350	108/106	.026"/.028"	Excellent cam for Super Stock applications with 427 c.i. motors (Thunderbolts). Needs 5000 RPM stall converter or 4/5-speed transmissions, headers, 12:1+ compression ratio and 5.13+ gearing. Rough idle.
40330915 ¹⁸	50515 ¹⁸	4800 - 8000	.774"/.774"	279/284	311/318	108/106	.024"/.026"	Good cam for Super Stock or bracket racing applications with 390-428 c.i. motors. Needs 4500-5000 RPM stall converter, headers, 11.5:1+ compression ratio and 4.88+ gearing. Works well with aftermarket performance heads. Rough idle.
40330913 ¹⁸	505A3 ¹⁸	5000 - 8300	.751"/.751"	281/289	310/318	108/102	.030"/.030"	Good cam for Super Gas or bracket racing applications with good upper RPM torque and HP. Needs 5000-5500 RPM stall converter, headers, 12:1 compression ratio and 4.88+ gearing. Rough idle.
40330905 ¹⁸	505A5 ¹⁸	5000 - 8500	.777"/.751"	288/296	325/328	108/102	.028"/.030"	Good cam for Super Stock racing applications in lighter weight cars with high performance aftermarket heads. Needs 5500 RPM stall converter, headers, 12:1+ compression ratio and 5.13+ gearing. Rough idle.

CAMSHAFTS

LIFTERS

VALVE SPRINGS

ROCKER ARMS

PUSHERS

TIMING SETS

MISCELLANEOUS



FORD V8 352-428 1963-1976

SOLID ROLLER

CAMSHAFTS

LIFTERS

VALVE SPRINGS

ROCKER ARMS

PUSHRODS

TIMING SETS

MISCELLANEOUS

Cam and Lifter Kit	Complete Kit	Lifters	Springs	Retainers	Locks	Valve Spring Kit	Valve Seals	Timing Set	Pushrods	Rocker Arms
N/A	N/A	72434-16 72461-16	74660-16 ¹ 75824-16	76733-16	77112-16	74660K2 ¹ 75824K1¹	78505-16 ¹	95105 ¹¹	7137-16	N/A
N/A	N/A	72434-16 72461-16	74660-16 ¹ 75824-16	76733-16	77112-16	74660K2 ¹ 75824K1¹	78505-16 ¹	95105 ¹¹	7137-16	N/A
N/A	N/A	72434-16 72461-16	74660-16 ¹ 75824-16	76733-16	77112-16	74660K2 ¹ 75824K1¹	78505-16 ¹	95105 ¹¹	7137-16	N/A
N/A	N/A	72434-16 72461-16	74660-16 ¹ 75824-16	76733-16	77112-16	74660K2 ¹ 75824K1¹	78505-16 ¹	95105 ¹¹	7137-16	N/A
N/A	N/A	72434-16 72461-16	74660-16 ¹ 75824-16	76733-16	77112-16	74660K2 ¹ 75824K1¹	78505-16 ¹	95105 ¹¹	7137-16	N/A
N/A	N/A	72434-16 72461-16	74660-16 ¹ 75824-16	76733-16	77112-16	74660K2 ¹ 75824K1¹	78505-16 ¹	95105 ¹¹	7137-16	N/A
N/A	N/A	72434-16 72461-16	74660-16 ¹ 75824-16	76733-16	77112-16	74660K2 ¹ 75824K1¹	78505-16 ¹	95105 ¹¹	7137-16	N/A
N/A	N/A	72434-16 72461-16	74660-16 ¹ 75824-16	76733-16	77112-16	74660K2 ¹ 75824K1¹	78505-16 ¹	95105 ¹¹	7137-16	N/A

NOTE: Part numbers in **BLUE** represent product upgrade

Master Footnote Listing is located on page 2 of this catalog

FORD V8 429-460 1968-1997

HYDRAULIC FLAT TAPPET

BareBones: BareBones Camshafts allow you to get an upgrade in horsepower without killing your budget. A good fit for mild race, street and off road applications, the BareBones line has a modern asymmetrical lobe design that offers improved throttle response and acceleration.

Cam Part #	Pre-2011 Cam #	RPM Range	Valve Lift W/ 1.73 RR IN/EX	Duration @ .050" IN/EX	Advertised Duration IN/EX	LSA/ICL	Valve Lash IN/EX	Description
10340100	11600	Idle - 4500	.490"/.516"	204/214	270/280	112/107	Hyd/Hyd	Good cam for daily performance or off road use with good low end torque and fuel economy. Smooth idle.
10340101	11601	Idle - 5000	.516"/.543"	214/224	280/290	112/107	Hyd/Hyd	Good cam for increased low end and mid range torque and HP over stock in 460 c.i. motors. Smooth idle.
10340102	11602	1500 - 5500	.543"/.569"	224/234	290/300	112/107	Hyd/Hyd	Good cam for high performance street or off road applications. Needs 2000-2400 RPM stall converter, headers, 9:1+ compression ratio and 3.55+ gearing. Fair idle.

High Efficiency: The High Efficiency Camshafts are computer designed for increased performance and improved fuel efficiency. These camshafts offer a substantial increase in low RPM performance while maintaining compatibility with most OEM computer controlled vehicles.

10340261	06161	800 - 4500	.453"/.453"	201/201	262/262	112/108	Hyd/Hyd	Good cam for OEM replacement with good increase in low end torque and HP. Maintains good gas mileage. Smooth idle.
10340267	06167	1200 - 4200	.492"/.522"	205/215	255/265	112/108	Hyd/Hyd	Good cam for daily performance or off road use with good low end torque and fuel economy. Smooth idle.
10340266	06166	1500 - 5500	.527"/.527"	218/218	268/268	110/106	Hyd/Hyd	Good cam for street performance applications with good low end and mid range torque and HP. Good idle.
10340260	90460	1600 - 4600	.487"/.504"	210/218	258/266	114/109	Hyd/Hyd	Daily usage, off-road and towing. Good low and mid range torque. Good idle.

Street Master: Street Master Cams are specifically designed for Hot Pro Street cars and some bracket applications. These camshafts are computer designed to take advantage of maximum area under the curve without destroying valvetrain components.

10340361	07161	1800 - 5800	.550"/.550"	225/225	275/275	108/104	Hyd/Hyd	Good cam for daily street performance usage. Needs headers, 9:1+ compression ratio and 3.23+ gearing. Good idle.
10340362	07162	2000 - 6000	.560"/.560"	235/235	285/285	108/104	Hyd/Hyd	Good cam for high performance street or jet boat applications. Needs 2200-2500 RPM stall converter, headers, 9.5:1+ compression ratio and 3.55+ gearing. Rough idle.
10340313	316A3	2500 - 6000	.534"/.559"	223/231	280/288	112/106	Hyd/Hyd	Good cam high performance street applications that still works with power brakes. Needs 2200-2500 RPM stall converter, headers, 9.5:1+ compression ratio and 3.55+ gearing. Good idle.
10340363	07163	2500 - 6500	.560"/.560"	245/245	295/295	108/104	Hyd/Hyd	Excellent cam for all out high performance street or marine applications. Needs 2500-3000 RPM stall converter, headers, 10:1 compression ratio and 3.73+ gearing. Rough idle.
10340314	316A4	3000 - 6400	.559"/.585"	231/239	288/296	110/104	Hyd/Hyd	Good cam for high performance street, mild strip or jet boat applications. Needs 3000-3500 RPM stall converter, headers, 10:1 compression ratio and 3.73+ gearing. Rough idle.

CAMSHAFTS

LIFTERS

VALVE SPRINGS

ROCKER ARMS

PUSHRODS

TIMING SETS

MISCELLANEOUS



FORD V8 429-460 1968-1997

HYDRAULIC FLAT TAPPET

CAMSHAFTS

LIFTERS

VALVE SPRINGS

ROCKER ARMS

PUSHRODS

TIMING SETS

MISCELLANEOUS

Cam and Lifter Kit	Complete Kit	Lifters	Springs	Retainers	Locks	Valve Spring Kit	Valve Seals	Timing Set	Pushrods	Rocker Arms
10340100LK	10340100K	71900PR-16 71900-16	73815-16 74820-16	75743-16 75595-16	77003-16 77111-16	73815K5 74820K1	78502-16 78503-16¹	94230	6068-16 8042-16	15380-16 ¹⁵
10340101LK	10340101K	71900PR-16 71900-16	73815-16 74820-16	75743-16 75595-16	77003-16 77111-16	73815K5 74820K1	78502-16 78503-16¹	94230	6068-16 8042-16	15380-16 ¹⁵
10340102LK	10340102K	71900PR-16 71900-16	73815-16 74820-16	75743-16 75595-16	77003-16 77111-16	73815K5 74820K1	78502-16 78503-16¹	94230	6068-16 8042-16	15380-16 ¹⁵
10340261LK	10340261K	71900PR-16 71900-16	73815-16 74820-16	75743-16 75595-16	77003-16 77111-16	73815K5 74820K1	78502-16 78503-16¹	92037 94230	80766-16 6068-16	15380-16 ¹⁵
10340267LK	10340267K	71900PR-16 71900-16	73815-16 74820-16	75743-16 75595-16	77003-16 77111-16	73815K5 74820K1	78502-16 78503-16¹	92037 94230	80766-16 6068-16	15380-16 ¹⁵
10340266LK	10340266K	71900PR-16 71900-16	73815-16 74820-16	75743-16 75595-16	77003-16 77111-16	73815K5 74820K1	78502-16 78503-16¹	92037 94230	80766-16 6068-16	15380-16 ¹⁵
10340260LK	10340260K	71900PR-16 71900-16	73815-16 74820-16	75743-16 75595-16	77003-16 77111-16	73815K5 74820K1	78502-16 78503-16¹	92037 94230	80766-16 6068-16	15380-16 ¹⁵
10340361LK	10340361K	71900PR-16 71900-16	73100-16 ¹ 74820-16	75740-16 75595-16	77111-16	73100K2 ¹ 74820K1	78503-16 ¹	94230 93025	6068-16 8042-16	15380-16 ¹⁵
10340362LK	10340362K	71900PR-16 71900-16	73100-16 ¹ 74820-16	75740-16 75595-16	77111-16	73100K2 ¹ 74820K1	78503-16 ¹	94230 93025	6068-16 8042-16	15380-16 ¹⁵
10340313LK	10340313K	71900PR-16 71900-16	73100-16 ¹ 74820-16	75740-16 75595-16	77111-16	73100K2 ¹ 74820K1	78503-16 ¹	94230 93025	6068-16 8042-16	15380-16 ¹⁵
10340363LK	10340363K	71900PR-16 71900-16	73100-16 ¹ 74820-16	75740-16 75595-16	77111-16	73100K2 ¹ 74820K1	78503-16 ¹	94230 93025	6068-16 8042-16	15380-16 ¹⁵
10340314LK	10340314K	71900PR-16 71900-16	73100-16 ¹ 74820-16	75740-16 75595-16	77111-16	73100K2 ¹ 74820K1	78503-16 ¹	94230 93025	6068-16 8042-16	15380-16 ¹⁵

NOTE: Part numbers in **BLUE** represent product upgrade

Master Footnote Listing is located on page 2 of this catalog

FORD V8 429-460 1968-1997

HYDRAULIC FLAT TAPPET

Bracket Master: The Bracket Master Camshafts are the best choice for some high performance street machines and mild performance bracket racing applications. They provide excellent power over a broad power band and give that lopey idle that is so popular.

Cam Part #	Pre-2011 Cam #	RPM Range	Valve Lift W/ 1.73 RR IN/EX	Duration @ .050" IN/EX	Advertised Duration IN/EX	LSA/ICL	Valve Lash IN/EX	Description
10340496	00096	1500 - 5000	.510"/.536"	214/224	280/290	112/108	Hyd/Hyd	Good cam for increased low end and mid range torque and HP over stock in 460 c.i. motors. Smooth idle.
10340497	00097	1800 - 6000	.554"/.554"	230/230	292/292	109/105	Hyd/Hyd	Good cam for high performance street or mild strip applications. Needs 2000-2500 RPM stall converter, headers, 9.5:1+ compression ratio and 3.55+ gearing. Fair idle.

Street/Strip: These cams produce excellent power in mild to higher performance street and strip applications when moderate engine modifications have been made with proper gearing.

10340504	31604	2400 - 5800	.550"/.560"	225/235	275/285	110/106	Hyd/Hyd	Good cam for high performance street or off road applications. Needs 2000-2400 RPM stall converter, headers, 9:1+ compression ratio and 3.55+ gearing. Fair idle.
10340501	31601	2600 - 6200	.535"/.535"	235/235	300/300	110/106	Hyd/Hyd	Good cam for high performance street or off road applications with good mid range torque and HP. Needs 2500 RPM stall converter, headers, 9.5:1+ compression ratio and 3.55-3.73 gearing. Lopey idle.
10340506	31606	2800 - 6500	.560"/.540"	235/245	285/310	110/108	Hyd/Hyd	Good cam for high performance street or mild bracket applications with broad power range. Needs 2500-3000 RPM stall converter, headers, 9.5:1+ compression ratio and 3.73+ gearing. Lopey idle.
10340503	31603	3000 - 6600	.540"/.540"	243/243	310/310	110/106	Hyd/Hyd	Good cam for high performance street, bracket racing or jet boat applications. Needs 3000-3500 RPM stall converter, headers, 10:1+ compression ratio and 3.90+ gearing. Rough idle.
10340505	31605	3200 - 6800	.615"/.622"	245/255	295/305	110/106	Hyd/Hyd	Good cam for bracket racing or jet boat applications. Needs 3500-3800 RPM stall converter, headers, 10.5:1+ compression ratio and 3.90+ gearing. Rough idle.

CAMSHAFTS

LIFTERS

VALVE SPRINGS

ROCKER ARMS

PUSHRODS

TIMING SETS

MISCELLANEOUS



FORD V8 429-460 1968-1997

HYDRAULIC FLAT TAPPET

CAMSHAFTS

LIFTERS

VALVE SPRINGS

ROCKER ARMS

PUSHRODS

TIMING SETS

MISCELLANEOUS

Cam and Lifter Kit	Complete Kit	Lifters	Springs	Retainers	Locks	Valve Spring Kit	Valve Seals	Timing Set	Pushrods	Rocker Arms
10340496LK	10340496K	71900PR-16 71900-16	73815-16 74820-16	75743-16 75595-16	77003-16 77111-16	73815K5 74820K1	78502-16 78503-16	94230 93025	6068-16 8042-16	15380-16 ¹⁵
10340497LK	10340497K	71900PR-16 71900-16	73815-16 74820-16	75743-16 75595-16	77003-16 77111-16	73815K5 74820K1	78502-16 78503-16	94230 93025	6068-16 8042-16	15380-16 ¹⁵
10340504LK	10340504K	71900PR-16 71900-16	73100-16 ¹ 74820-16	75740-16 75595-16	77111-16	73100K2 ¹ 74820K1	78503-16 ¹	94230 93025	6068-16 8042-16	15380-16 ¹⁵
10340501LK	10340501K	71900PR-16 71900-16	73100-16 ¹ 74820-16	75740-16 75595-16	77111-16	73100K2 ¹ 74820K1	78503-16 ¹	94230 93025	6068-16 8042-16	15380-16 ¹⁵
10340506LK	10340506K	71900PR-16 71900-16	73100-16 ¹ 74820-16	75740-16 75595-16	77111-16	73100K2 ¹ 74820K1	78503-16 ¹	94230 93025	6068-16 8042-16	15380-16 ¹⁵
10340503LK	10340503K	71900PR-16 71900-16	73100-16 ¹ 74820-16	75740-16 75595-16	77111-16	73100K2 ¹ 74820K1	78503-16 ¹	94230 93025	6068-16 8042-16	15380-16 ¹⁵
10340505LK	10340505K	71900PR-16 71900-16	73100-16 ¹ 73121-16	75740-16 75748-16	77111-16	73100K2 ¹ 73121K2	78503-16 ¹	94230 93025	6068-16 8042-16	15380-16 ¹⁵

NOTE: Part numbers in **BLUE** represent product upgrade

Master Footnote Listing is located on page 2 of this catalog

FORD V8 429-460 1968-1997

HYDRAULIC FLAT TAPPET

Voodoo: Lunati's Voodoo series of camshafts deliver more area under the curve than any other series of camshafts. This means more throttle response, quicker acceleration, more vacuum and better efficiency. These factors, combined with maximum horsepower and torque, make Voodoo camshafts the perfect choice for a wide range of high performance applications.

CAMSHAFTS

LIFTERS

VALVE SPRINGS

ROCKER ARMS

PUSHRODS

TIMING SETS

MISCELLANEOUS

Cam Part #	Pre-2011 Cam #	RPM Range	Valve Lift W/ 1.73 RR IN/EX	Duration @ .050" IN/EX	Advertised Duration IN/EX	LSA/ICL	Valve Lash IN/EX	Description
10340700	61600	Idle - 5000	.503"/.535"	207/213	250/256	112/108	Hyd/Hyd	Very strong torque and increased HP for mild performance rebuilds. Compatible with stock type fuel injection. Works great for pleasure/ski boats, and mild towing applications.
10340701	61601	1000 - 5500	.535"/.540"	213/219	256/262	112/108	Hyd/Hyd	Best mild performance cam. Works in MPI fuel injection applications with performance chip. Makes approximately 19" vacuum at idle. Great for performance oriented marine applications and heavy duty 460 dually towing applications. Perfect street rod cam. Has slightly noticeable idle, works with stock converter, AC, power brakes and stock valve springs in most cases.
10340702	61602	1400 - 5800	.540"/.552"	219/227	262/268	112/108	Hyd/Hyd	Mid-level performance street cam with excellent drivability. Works well with stock type exhaust manifolds and dual plane intake with mild 4 bbl carb. This is an awesome 4X4 and performance marine cam where dry exhaust is used. Improved valve springs and roller rockers recommended.
10340703	61603	1800 - 6200	.552"/.564"	227/233	268/276	110/106	Hyd/Hyd	This high performance street cam likes 2400 RPM stall, 800 CFM carb, dual plane intake and headers. Makes unequaled power to 6200 RPM with proper valve springs. Strong cam with great street manners for your crate motor this is it.
10340704	61604	2200 - 6400	.564"/.582"	233/241	276/284	110/106	Hyd/Hyd	Hot street cam, likes 2800 converter, hi-rise type dual plane intake with 850 CFM carb, headers, 10:1 compression and 3.73 gearing. Likes up to 200 HP nitrous.
10340705	61605	2500 - 6600	.582"/.600"	241/249	284/292	110/106	Hyd/Hyd	Designed for very hot street/bracket race applications, this cam requires a minimum of 10.5:1 compression, 4.11 gearing and 3500 RPM stall converter. Works with up to 250 HP nitrous, and pulls very hard past 6500 RPM when coupled with the correct parts.
10341003	11603	1600 - 5800	.500"/.500"	222/222	284/284	114	Hyd/Hyd	Lunati's high performance version of the 370 HP 429 c.i. C9AZ-A camshaft.

Factory Performance: These camshafts are Lunati's versions of OEM performance camshafts. They are designed for the individual who wants an exact factory replacement for their car when doing a restoration.



FORD V8 429-460 1968-1997

HYDRAULIC FLAT TAPPET

CAMSHAFTS

LIFTERS

VALVE SPRINGS

ROCKER ARMS

PUSHRODS

TIMING SETS

MISCELLANEOUS

	Cam and Lifter Kit	Complete Kit	Lifters	Springs	Retainers	Locks	Valve Spring Kit	Valve Seals	Timing Set	Pushrods	Rocker Arms
	10340700LK	10340700K	71900PR-16 71900-16	73815-16 74820-16	75743-16 75595-16	77003-16 77111-16	73815K5 74820K1	78502-16 78503-16¹	94230 93025	6068-16 8042-16	15380-16 ¹⁵
	10340701LK	10340701K	71900PR-16 71900-16	73815-16 74820-16	75743-16 75595-16	77003-16 77111-16	73815K5 74820K1	78502-16 78503-16¹	94230 93025	6068-16 8042-16	15380-16 ¹⁵
	10340702LK	10340702K	71900PR-16 71900-16	73815-16 74820-16	75743-16 75595-16	77003-16 77111-16	73815K5 74820K1	78502-16 78503-16¹	94230 93025	6068-16 8042-16	15380-16 ¹⁵
	10340703LK	10340703K	71900PR-16 71900-16	73100-16 ¹ 74820-16	75740-16 75595-16	77111-16	73100K2 ¹ 74820K1	78503-16 ¹	94230 93025	6068-16 8042-16	15380-16 ¹⁵
	10340704LK	10340704K	71900PR-16 71900-16	73100-16 ¹ 74820-16	75740-16 75595-16	77111-16	73100K2 ¹ 74820K1	78503-16 ¹	94230 93025	6068-16 8042-16	15380-16 ¹⁵
	10340705LK	10340705K	71900PR-16 71900-16	73100-16 ¹ 74820-16	75740-16 75595-16	77111-16	73100K2 ¹ 74820K1	78503-16 ¹	94230 93025	6068-16 8042-16	15380-16 ¹⁵
	10341003LK	10341003K	71900PR-16 71900-16	73815-16 74820-16	75743-16 75595-16	77003-16 77111-16	73815K5 74820K1	78502-16 78503-16¹	94230 93025	6068-16 8042-16	15380-16 ¹⁵

NOTE: Part numbers in **BLUE** represent product upgrade

Master Footnote Listing is located on page 2 of this catalog

FORD V8 429-460 1968-1997

HYDRAULIC ROLLER

Voodoo: Lunati's Voodoo series of camshafts deliver more area under the curve than any other series of camshafts. This means more throttle response, quicker acceleration, more vacuum and better efficiency. These factors, combined with maximum horsepower and torque, make Voodoo camshafts the perfect choice for a wide range of high performance applications.

CAMSHAFTS

LIFTERS

VALVE SPRINGS

ROCKER ARMS

PUSHRODS

TIMING SETS

MISCELLANEOUS

Cam Part #	Pre-2011 Cam #	RPM Range	Valve Lift W/ 1.73 RR IN/EX	Duration @ .050" IN/EX	Advertised Duration IN/EX	LSA/ICL	Valve Lash IN/EX	Description
20340710	61610	1400 - 5400	.559"/.559"	211/219	262/270	112/106	Hyd/Hyd	Very strong increase in low RPM torque and power. Works well with OEM style injection, great inboard/outboard marine cam for economy and sking.
20340711	61611	1800 - 5800	.593"/.611"	221/229	272/280	112/106	Hyd/Hyd	Great mid range torque and power. Likes 2000 RPM stall converter in towing applications with lower gearing. Largest for inboard/outboard performance marine use.
20340712	61612	2200 - 6200	.611"/.611"	231/239	282/290	110/106	Hyd/Hyd	High performance street cam. Likes upgraded intake, carb and exhaust. Needs 2800 RPM stall converter in most cases. Requires 9.5:1 compression for maximum performance.
20340713	61613	2600 - 6600	.637"/.637"	241/249	292/300	110/106	Hyd/Hyd	Serious street/race cam. Needs 10.5:1 compression and 3200 RPM stall converter. Works with moderate nitrous and small superchargers. Very healthy idle quality.

SOLID FLAT TAPPET

Street/Strip: These cams produce excellent power in mild to higher performance street and strip applications when moderate engine modifications have been made with proper gearing.

Cam Part #	Pre-2011 Cam #	RPM Range	Valve Lift W/ 1.73 RR IN/EX	Duration @ .050" IN/EX	Advertised Duration IN/EX	LSA/ICL	Valve Lash IN/EX	Description
30340511	416A1	2500 - 6000	.558"/.580"	238/248	272/282	112/106	.018"/.020"	High performance street cam with good mid range torque and HP. Needs 2500 RPM stall converter, headers, 9:1+ compression and 3.73+ gearing. Fair idle.
30340505	41605	3000 - 6500	.559"/.572"	237/247	300/310	110/106	.022"/.024"	High performance street or off road cam with good mid range torque and HP. Needs 3000 RPM stall converter, headers, 9.5:1+ compression and 3.73+ gearing. Lopey idle.
30340512	416A2	3000 - 6500	.608"/.611"	243/251	277/284	110/104	.018"/.020"	High performance street or mild bracket racing cam. Needs 3000 RPM stall converter, headers, 10:1 compression and 3.73-3.90 gearing. Lopey idle.
30340513	416A3	3000 - 6800	.630"/.637"	247/256	276/286	106/100	.018"/.018"	High performance street, mild strip, oval track or jet boat cam. Needs 3000-3500 RPM stall converter, headers, 10:1+ compression and 3.90+ gearing. Rough idle.
30340506	41606	3500 - 6800	.568"/.580"	247/255	310/320	110/106	.022"/.022"	High performance street or bracket racing cam that is easy on valvetrain parts. Needs 3500-3800 RPM stall converter, headers, 10:1+ compression, 3.90+ gearing. Rough idle.
30340514	416A4	3500 - 7200	.633"/.636"	252/259	285/292	108/102	.022"/.024"	High performance street or bracket racing cam. Needs 3500 RPM stall converter, headers, 10.5:1+ compression and 4.10+ gearing. Rough idle.



FORD V8 429-460 1968-1997

HYDRAULIC ROLLER

CAMSHAFTS

LIFTERS

VALVE SPRINGS

ROCKER ARMS

PUSHRODS

TIMING SETS

MISCELLANEOUS

Cam and Lifter Kit	Complete Kit	Lifters	Springs	Retainers	Locks	Valve Spring Kit	Valve Seals	Timing Set	Pushrods	Rocker Arms
20340710LK	20340710K	72336-16	73121-16 ¹ 74820-16	75748-16 75595-16	77111-16	73121K2 ¹ 74820K1	78503-16 ¹	94230 95122¹¹	8022-16	15380-16 ¹⁵
20340711LK	20340711K	72336-16	73121-16 ¹ 74630-16	75748-16 75595-16	77111-16	73121K2 ¹ 74630K4	78503-16 ¹	94230 95122¹¹	8022-16	15380-16 ¹⁵
20340712LK	20340712K	72336-16	73121-16 ¹ 74630-16	75748-16 75595-16	77111-16	73121K2 ¹ 74630K4	78503-16 ¹	94230 95122¹¹	8022-16	15380-16 ¹⁵
20340713LK	20340713K	72336-16	73121-16 ¹ 74630-16¹	75748-16 76729-16	77111-16	73121K2 ¹ 74630K1¹	78503-16 ¹	94230 95122¹¹	8022-16	15380-16 ¹⁵

SOLID FLAT TAPPET

Cam and Lifter Kit	Complete Kit	Lifters	Springs	Retainers	Locks	Valve Spring Kit	Valve Seals	Timing Set	Pushrods	Rocker Arms
30340511LK	30340511K	70000-16 70974-16	73121-16 ¹ 74630-16¹	75748-16 75749-16	77111-16	73121K2 ¹ 74630K4¹	78503-16 ¹	94230 93025	6068-16 8042-16	15380-16 ¹⁵
30340505LK	30340505K	70000-16 70974-16	73121-16 ¹ 74630-16¹	75748-16 75749-16	77111-16	73121K2 ¹ 74630K4¹	78503-16 ¹	94230 93025	6068-16 8042-16	15380-16 ¹⁵
30340512LK	30340512K	70000-16 70974-16	73121-16 ¹ 74630-16¹	75748-16 75749-16	77111-16	73121K2 ¹ 74630K4¹	78503-16 ¹	94230 93025	6068-16 8042-16	15380-16 ¹⁵
30340513LK	30340513K	70000-16 70974-16	73121-16 ¹ 74630-16¹	75748-16 75749-16	77111-16	73121K2 ¹ 74630K4¹	78503-16 ¹	94230 93025	6068-16 8042-16	15380-16 ¹⁵
30340506LK	30340506K	70000-16 70974-16	73121-16 ¹ 74630-16¹	75748-16 75749-16	77111-16	73121K2 ¹ 74630K4¹	78503-16 ¹	94230 93025	6068-16 8042-16	15380-16 ¹⁵
30340514LK	30340514K	70000-16 70974-16	73121-16 ¹ 74630-16¹	75748-16 75749-16	77111-16	73121K2 ¹ 74630K4¹	78503-16 ¹	94230 93025	6068-16 8042-16	15380-16 ¹⁵

NOTE: Part numbers in **BLUE** represent product upgrade

Master Footnote Listing is located on page 2 of this catalog

FORD V8 429-460 1968-1997

SOLID FLAT TAPPET

Voodoo: Lunati's Voodoo series of camshafts deliver more area under the curve than any other series of camshafts. This means more throttle response, quicker acceleration, more vacuum and better efficiency. These factors, combined with maximum horsepower and torque, make Voodoo camshafts the perfect choice for a wide range of high performance applications.

Cam Part #	Pre-2011 Cam #	RPM Range	Valve Lift W/ 1.73 RR IN/EX	Duration @ .050" IN/EX	Advertised Duration IN/EX	LSA/ICL	Valve Lash IN/EX	Description
30340740	61640	2400 - 6600	.573"/.599"	233/241	266/276	110/106	.018"/.018"	Excellent hot street/strip cam with excellent torque and HP from low end to high end. Needs 2500 RPM stall converter, headers, 10:1+ compression ratio and 3.55-3.73 gearing. Lopey idle.
30340741	61641	2600 - 6800	.599"/.623"	241/249	276/282	110/106	.018"/.018"	High performance street/mild bracket cam with good mid range to high end torque and HP. Needs 3000 RPM stall converter, headers, 10.5:1+ compression ratio and 3.73-3.90 gearing. Lopey idle.
30340742	61642	2800 - 7000	.623"/.649"	249/257	282/290	110/106	.018"/.018"	Pro Street/bracket race cam with good mid range to high end torque and HP. Needs 3200 RPM stall converter, headers, 11:1+ compression ratio and 3.90+ gearing. Rough idle.
30340743	61643	3000 - 7200	.649"/.649"	257/265	290/298	110/106	.018"/.018"	Pro Street/bracket race cam with excellent mid range to high end torque and HP. Needs 3500 RPM stall converter, headers, 11:1+ compression ratio and 4.10+ gearing. Rough idle.

Drag Race: The Lunati Drag Race Cams are available for a wide range of racing applications from Sportsman to Pro. These camshafts produce unmatched torque for launching the vehicle off the starting line and maximum horsepower for a strong finish. Custom grinds are also available.

30340915	416A5	3500 - 7200	.606"/.606"	257/265	290/300	110/104	.026"/.026"	Good cam for Pro Street or bracket racing applications in a lighter weight car. Needs 3500-4000 RPM stall converter or 4-speed transmission, headers, 10.5:1+ compression ratio and 4.10+ gearing. Rough idle.
30340910	41610	3800 - 7000	.572"/.580"	256/266	310/320	108/104	.022"/.024"	Good cam for for Pro Street or bracket racing applications in 429-460 c.i. motors. Needs 4000 RPM stall converter, headers, 11:1+ compression ratio and 4.10+ gearing. Rough idle.
30340907	41607	4000 - 7400	.603"/.609"	265/272	305/314	110/106	.030"/.032"	Good cam for Super Gas or bracket racing applications in a medium weight car. Needs 4500 RPM stall converter, headers, 11:1+ compression ratio and 4.30+ gearing. Rough idle.
30340908	41608	4400 - 7600	.609"/.624"	272/279	314/320	110/108	.030"/.032"	Good cam for bracket racing applications with 460 c.i. motors or larger in a light weight car. Needs 5000 RPM stall converter, headers, 12:1 compression ratio and 4.56+ gearing. Rough idle.
30340916	416A6	4500 - 8000	.641"/.641"	271/279	304/312	108/102	.026"/.028"	Good cam for bracket racing applications. Needs 4500 RPM stall converter, headers, 12:1 compression ratio and 4.56+ gearing. Rough idle.

Factory Performance: These camshafts are Lunati's versions of OEM performance camshafts. They are designed for the individual who wants an exact factory replacement for their car when doing a restoration.

30341001	21601	1800 - 6000	.515"/.515"	230/230	280/280	114/110	.026"/.028"	Lunati's high performance version of the Super Cobra Jet camshaft DOAZ-D.
----------	-------	-------------	-------------	---------	---------	---------	-------------	---------------------------------------------------------------------------

CAMSHAFTS

LIFTERS

VALVE SPRINGS

ROCKER ARMS

PUSHRODS

TIMING SETS

MISCELLANEOUS



FORD V8 429-460 1968-1997

SOLID FLAT TAPPET

CAMSHAFTS

LIFTERS

VALVE SPRINGS

ROCKER ARMS

PUSHRODS

TIMING SETS

MISCELLANEOUS

Cam and Lifter Kit	Complete Kit	Lifters	Springs	Retainers	Locks	Valve Spring Kit	Valve Seals	Timing Set	Pushrods	Rocker Arms
30340740LK	30340740K	70000-16 70974-16	73121-16 ¹ 74630-16¹	75748-16 75749-16	77111-16	73121K2 ¹ 74630K4¹	78503-16 ¹	94230 93025	6068-16 8042-16	15380-16 ¹⁵
30340741LK	30340741K	70000-16 70974-16	73121-16 ¹ 74630-16¹	75748-16 75749-16	77111-16	73121K2 ¹ 74630K4¹	78503-16 ¹	94230 93025	6068-16 8042-16	15380-16 ¹⁵
30340742LK	30340742K	70000-16 70974-16	73121-16 ¹ 74630-16¹	75748-16 75749-16	77111-16	73121K2 ¹ 74630K4¹	78503-16 ¹	94230 93025	6068-16 8042-16	15380-16 ¹⁵
30340743LK	30340743K	70000-16 70974-16	73121-16 ¹ 74630-16¹	75748-16 75749-16	77111-16	73121K2 ¹ 74630K4¹	78503-16 ¹	94230 93025	6068-16 8042-16	15380-16 ¹⁵
N/A	N/A	70000-16 70974-16	73121-16 ¹ 74630-16¹	75748-16 76729-16	77111-16	73121K2 ¹ 74630K1¹	78503-16 ¹	93025 95122¹¹	8042-16 8400-16	15380-16 ¹⁵
N/A	N/A	70000-16 70974-16	73121-16 ¹ 74630-16¹	75748-16 76729-16	77111-16	73121K2 ¹ 74630K1¹	78503-16 ¹	93025 95122¹¹	8042-16 8400-16	15380-16 ¹⁵
N/A	N/A	70000-16 70974-16	73121-16 ¹ 74630-16¹	75748-16 76729-16	77111-16	73121K2 ¹ 74630K1¹	78503-16 ¹	93025 95122¹¹	8042-16 8400-16	15380-16 ¹⁵
N/A	N/A	70000-16 70974-16	73121-16 ¹ 74630-16¹	75748-16 76729-16	77111-16	73121K2 ¹ 74630K1¹	78503-16 ¹	93025 95122¹¹	8042-16 8400-16	15380-16 ¹⁵
N/A	N/A	70000-16 70974-16	73121-16 ¹ 74630-16¹	75748-16 76729-16	77111-16	73121K2 ¹ 74630K1¹	78503-16 ¹	93025 95122¹¹	8042-16 8400-16	15380-16 ¹⁵
30341001LK	30341001K	70000-16 70972-16	73815-16 74820-16	75743-16 75595-16	77111-16	73815K7 74820K1	78502-16 78503-16¹	94230 93025	6068-16 8042-16	15380-16 ¹⁵

NOTE: Part numbers in BLUE represent product upgrade

Master Footnote Listing is located on page 2 of this catalog

FORD V8 429-460 1968-1997

SOLID ROLLER

Street/Strip: These cams produce excellent power in mild to higher performance street and strip applications when moderate engine modifications have been made with proper gearing.

Cam Part #	Pre-2011 Cam #	RPM Range	Valve Lift W/ 1.73 RR IN/EX	Duration @ .050" IN/EX	Advertised Duration IN/EX	LSA/ICL	Valve Lash IN/EX	Description
40340511 ¹⁸	516A1 ¹⁸	2500 - 6500	.641"/.641"	244/250	278/285	112/106	.020"/.022"	Good cam for high performance street or mild bracket racing applications with excellent bottom end torque, Needs 2500-3000 RPM stall converter, headers, 9.5:1+ compression ratio and 3.73+ gearing. Rough idle.
40340507 ¹⁸	51607 ¹⁸	3000 - 6800	.650"/.650"	252/260	285/293	110/106	.026"/.028"	Good cam for Pro Street or bracket racing applications. Needs 3500 RPM stall converter, headers, 10:1+ compression ratio and 3.90+ gearing. Rough idle.
40340512 ¹⁸	516A2 ¹⁸	3000 - 7000	.672"/.672"	256/264	287/295	108/102	.022"/.022"	Good cam for high performance street or mild bracket racing applications. Needs 3000-3500 RPM stall converter or 4-speed transmission, headers, 10:1+ compression ratio and 3.90+ gearing. Rough idle.

Voodoo: Lunati's Voodoo series of camshafts deliver more area under the curve than any other series of camshafts. This means more throttle response, quicker acceleration, more vacuum and better efficiency. These factors, combined with maximum horsepower and torque, make Voodoo camshafts the perfect choice for a wide range of high performance applications.

40340730 ¹⁸	64030 ¹⁸	2500 - 6400	.640"/.650"	231/237	261/267	110/106	.018"/.018"	Good high performance street cam with good mid range torque and HP. Works well in 429-460 c.i. motors. Needs 2500 RPM stall converter or 4-speed transmission, headers, 9:1+ compression ratio and 3.55+ gearing. Lopey idle.
40340731 ¹⁸	64031 ¹⁸	2500 - 6600	.650"/.666"	237/243	267/273	110/106	.018"/.018"	Good cam for high performance street or mild strip applications. Needs 250-300 PRM stall converter or 4-speed transmission, headers, 9.5:1+ compression ratio and 3.73+ gearing. Rough idle.
40340732 ¹⁸	64032 ¹⁸	2500 - 6800	.666"/.675"	243/249	273/279	110/106	.018"/.018"	Good cam for street/strip applications. Has good mid range and excellent upper RPM torque and HP. Needs 2800-3200 PRM stall converter or 4-speed transmission, header, 10:1+ compression ratio and 3.90+ gearing. Rough idle.
40340733 ¹⁸	64033 ¹⁸	2800 - 7000	.675"/.675"	249/255	279/285	110/106	.018"/.018"	Excellent cam for street/strip applications. Has good mid range and excellent upper RPM, torque and HP. Works well in 460+ c.i. motors. Needs 3200-3500 RPM stall converter, headers, 10.5:1+ compression ratio and 4.10 gearing. Rough idle.
40340734 ¹⁸	64034 ¹⁸	3000 - 7200	.675"/.675"	255/263	285/293	110/104	.018"/.018"	Good cam for Pro Street or mild bracket racing applications. Works well in 460-514 c.i. motors. Needs 3500+ RPM stall converter, headers, 10.5:1+ compression ratio and 4.10+ gearing. Rough idle.

CAMSHAFTS

LIFTERS

VALVE SPRINGS

ROCKER ARMS

PUSHRODS

TIMING SETS

MISCELLANEOUS



FORD V8 429-460 1968-1997

SOLID ROLLER

CAMSHAFTS

LIFTERS

VALVE SPRINGS

ROCKER ARMS

PUSHRODS

TIMING SETS

MISCELLANEOUS

Cam and Lifter Kit	Complete Kit	Lifters	Springs	Retainers	Locks	Valve Spring Kit	Valve Seals	Timing Set	Pushrods	Rocker Arms
40340511LK ¹⁸	40340511K ¹⁸	72412-16 72460-16	73367-16 ¹ 74650-16¹	75748-16	77111-16	73367K1 ¹ 74650K2¹	78503-16 ¹	93025 95122¹¹	8042-16	15380-16 ¹⁵
40340507LK ¹⁸	40340507K ¹⁸	72412-16 72460-16	73367-16 ¹ 74650-16¹	75748-16	77111-16	73367K1 ¹ 74650K2¹	78503-16 ¹	93025 95122¹¹	8042-16	15380-16 ¹⁵
40340512LK ¹⁸	40340512K ¹⁸	72412-16 72460-16	73367-16 ¹ 74650-16¹	75748-16	77111-16	73367K1 ¹ 74650K2¹	78503-16 ¹	93025 95122¹¹	8042-16	15380-16 ¹⁵
40340730LK ¹⁸	40340730K ¹⁸	72412-16 72460-16	73367-16 ¹ 74650-16¹	75748-16	77111-16	73367K1 ¹ 74650K2¹	78503-16 ¹	93025 95122¹¹	8042-16	15380-16 ¹⁵
40340731LK ¹⁸	40340731K ¹⁸	72412-16 72460-16	73367-16 ¹ 74650-16¹	75748-16	77111-16	73367K1 ¹ 74650K2¹	78503-16 ¹	93025 95122¹¹	8042-16	15380-16 ¹⁵
40340732LK ¹⁸	40340732K ¹⁸	72412-16 72460-16	73367-16 ¹ 74650-16¹	75748-16	77111-16	73367K1 ¹ 74650K2¹	78503-16 ¹	93025 95122¹¹	8042-16	15380-16 ¹⁵
40340733LK ¹⁸	40340733K ¹⁸	72412-16 72460-16	73367-16 ¹ 74650-16¹	75748-16	77111-16	73367K1 ¹ 74650K2¹	78503-16 ¹	93025 95122¹¹	8042-16	15380-16 ¹⁵
40340734LK ¹⁸	40340734K ¹⁸	72412-16 72460-16	73367-16 ¹ 74650-16¹	75748-16	77111-16	73367K1 ¹ 74650K2¹	78503-16 ¹	93025 95122¹¹	8042-16	15380-16 ¹⁵

NOTE: Part numbers in BLUE represent product upgrade

Master Footnote Listing is located on page 2 of this catalog

FORD V8 429-460 1968-1997

SOLID ROLLER

Drag Race: The Lunati Drag Race Cams are available for a wide range of racing applications from Sportsman to Pro. These camshafts produce unmatched torque for launching the vehicle off the starting line and maximum horsepower for a strong finish. Custom grinds are also available.

Cam Part #	Pre-2011 Cam #	RPM Range	Valve Lift W/ 1.73 RR IN/EX	Duration @ .050" IN/EX	Advertised Duration IN/EX	LSA/ICL	Valve Lash IN/EX	Description
40340908 ¹⁸	51608 ¹⁸	4000 - 7000	.697"/.709"	269/276	303/313	108/104	.025"/.027"	Good cam for bracket racing applications with strong mid range torque and HP in a heavier weight car. Needs 4000+ RPM stall converter, headers, 11:1+ compression ratio and 4.10-4.30 gearing. Rough idle.
40340913 ¹⁸	516A3 ¹⁸	4000 - 7200	.722"/.722"	270/276	304/310	110/104	.022"/.022"	Excellent cam for bracket racing applications in the 10 second range but still very reliable on valvetrain components. Needs 4000-4500 RPM stall converter, headers, 10.5:1+ compression ratio and 4.56 gearing. Rough idle.
40340901 ¹⁸	51601 ¹⁸	4500 - 7800	.735"/.735"	276/280	312/316	108/104	.027"/.029"	Good cam for Super Gas or Super Comp racing applications with 460-500 c.i. motors. Works well with SVO style heads. Needs 4200-4500 RPM stall converter, headers, 11.5:1+ compression ratio and 4.56+ gearing. Rough idle.
40340906 ¹⁸	51606 ¹⁸	4500 - 7800	.735"/.735"	276/284	312/320	108/104	.028"/.030"	Good cam for Super Gas, Super Comp or bracket racing applications with 500+ c.i. motors. Needs 4800-5200 RPM stall converter, headers, 12:1+ compression ratio and 4.56-4.88 gearing. Rough idle.
40340914 ¹⁸	516A4 ¹⁸	4500 - 7800	.738"/.738"	276/286	312/322	110/104	.022"/.022"	Excellent cam for Super Gas racing applications with strong torque and HP and very reliable on valvetrain components. Needs 4500-5000 RPM stall converter, headers, 11:1+ compression ratio and 4.56+ gearing. Rough idle.
40340909 ¹⁸	51609 ¹⁸	4800 - 8200	.796"/.803"	288/296	326/334	114/110	.024"/.026"	Good cam for puller, lightweight mud runner or bracket racing applications with blown large c.i. motors. Needs 5000-5500 RPM stall converter, headers, 13:1+ compression ratio and 5.13+ gearing. Rough idle.
40340915 ¹⁸	516A5 ¹⁸	5000 - 8500	.738"/.738"	282/292	313/324	110/104	.022"/.022"	Good cam for bracket racing applications in a lighter weight car. Needs 5000-5500 RPM stall converter, headers, 12:1+ compression ratio and 4.88+ gearing. Rough idle.
40340916 ¹⁸	516A6 ¹⁸	5000 - 9300	.790"/.738"	288/296	321/328	112/106	.022"/.024"	Good cam for Super Comp, competition jet boats or pulling truck applications. Needs 5500+ RPM stall converter or Lenco style transmission, headers, 13:1 compression ratio and 5.13+ gearing. Rough idle.

CAMSHAFTS

LIFTERS

VALVE SPRINGS

ROCKER ARMS

PUSHRODS

TIMING SETS

MISCELLANEOUS



FORD V8 429-460 1968-1997

SOLID ROLLER

CAMSHAFTS

LIFTERS

VALVE SPRINGS

ROCKER ARMS

PUSHRODS

TIMING SETS

MISCELLANEOUS

Cam and Lifter Kit	Complete Kit	Lifters	Springs	Retainers	Locks	Valve Spring Kit	Valve Seals	Timing Set	Pushrods	Rocker Arms
N/A	N/A	72412-16 72460-16	74660-16 ¹ 75848-16¹	76733-16 76739-16	77111-16	74660K1 ¹ 75848K2¹	78503-16 ¹ 78506-16¹	95122 ¹¹ 95530¹¹	8042-16	15380-16 ¹⁵
N/A	N/A	72412-16 72460-16	74660-16 ¹ 75848-16¹	76733-16 76739-16	77111-16	74660K1 ¹ 75848K2¹	78503-16 ¹ 78506-16¹	95122 ¹¹ 95530¹¹	8042-16	15380-16 ¹⁵
N/A	N/A	72412-16 72460-16	74660-16 ¹ 75848-16¹	76733-16 76739-16	77111-16	74660K1 ¹ 75848K2¹	78503-16 ¹ 78506-16¹	95122 ¹¹ 95530¹¹	8042-16	15380-16 ¹⁵
N/A	N/A	72412-16 72460-16	74660-16 ¹ 75848-16¹	76733-16 76739-16	77111-16	74660K1 ¹ 75848K2¹	78503-16 ¹ 78506-16¹	95122 ¹¹ 95530¹¹	8042-16	15380-16 ¹⁵
N/A	N/A	72412-16 72460-16	74660-16 ¹ 75848-16¹	76733-16 76739-16	77111-16	74660K1 ¹ 75848K2¹	78503-16 ¹ 78506-16¹	95122 ¹¹ 95530¹¹	8042-16	15380-16 ¹⁵
N/A	N/A	72412-16 72460-16	74660-16 ¹ 75848-16¹	76733-16 76739-16	77111-16	74660K1 ¹ 75848K2¹	78503-16 ¹ 78506-16¹	95122 ¹¹ 95530¹¹	8042-16	15380-16 ¹⁵
N/A	N/A	72412-16 72460-16	74660-16 ¹ 75848-16¹	76733-16 76739-16	77111-16	74660K1 ¹ 75848K2¹	78503-16 ¹ 78506-16¹	95122 ¹¹ 95530¹¹	8042-16	15380-16 ¹⁵
N/A	N/A	72412-16 72460-16	74660-16 ¹ 75848-16¹	76733-16 76739-16	77111-16	74660K1 ¹ 75848K2¹	78503-16 ¹ 78506-16¹	95122 ¹¹ 95530¹¹	8042-16	15380-16 ¹⁵

NOTE: Part numbers in **BLUE** represent product upgrade

Master Footnote Listing is located on page 2 of this catalog

FORD 4.6L AND 5.4L MODULAR 2 VALVE 1991-PRESENT

HYDRAULIC ROLLER SWINGING FOLLOWER

Voodoo: Lunati's Voodoo series of camshafts deliver more area under the curve than any other series of camshafts. This means more throttle response, quicker acceleration, more vacuum and better efficiency. These factors, combined with maximum horsepower and torque, make Voodoo camshafts the perfect choice for a wide range of high performance applications.

Cam Part #	Pre-2011 Cam #	RPM Range	Valve Lift W/ 1.825 RR IN/EX	Duration @ .050" IN/EX	Advertised Duration IN/EX	LSA/ICL	Valve Lash IN/EX	Description
21020700	55200	Idle - 5600	.475"/.475"	217/225	256/264	116/113	Hyd/Hyd	Excellent torque with good HP and fuel economy. Smooth idle. Require tuning.
21020702	55202	1500 - 5800	.475"/.475"	225/233	264/272	116/113	Hyd/Hyd	Great upgrade from stock with a nice improvement of torque and HP. Smooth idle. Require tuning.
21020704	55204	2000 - 6000	.475"/.475"	229/237	268/276	116/113	Hyd/Hyd	Mild street cams with good torque and HP gains. Noticeable idle. Require tuning.
21020706	55206	1500 - 5800	.550"/.550"	225/229	263/267	114/111	Hyd/Hyd	Excellent street cams for mild upgrades. Smooth idle. Require springs and tuning. Need PI heads.
21020708	55208	1750 - 6100	.550"/.550"	233/237	271/275	114/111	Hyd/Hyd	Awesome street cams with a great sound. Need a 2000+ stall, gear, springs and tuning. Need PI heads.
21020710	55210	2000 - 6400	.550"/.550"	241/245	279/283	114/111	Hyd/Hyd	Street/strip cams. Need 2500+ stall, gear, springs and tuning. Need PI heads.
21020712	55212	1500 - 6000	.550"/.550"	233/241	271/279	116/113	Hyd/Hyd	Awesome street blower cams. Great upgrade over stock. Need springs and custom tuning. Good sound. Need PI heads.
21020714	55214	2000 - 6200	.550"/.550"	237/245	275/283	116/113	Hyd/Hyd	Big gains with a bolt on blower. Like 3.73 gear and 2500 stall. Need springs and custom tuning. Rough idle. Need PI heads.
21020716	55216	2200 - 6400	.550"/.550"	241/249	279/287	116/113	Hyd/Hyd	Max effort street and strip blower cams. Need springs and a custom tune. Like a 3.90 gear and 3000 stall. Need PI heads. Very rough idle.



FORD 4.6L AND 5.4L MODULAR 2 VALVE 1991-PRESENT
HYDRAULIC ROLLER SWINGING FOLLOWER

CAMSHAFTS

LIFTERS

VALVE SPRINGS

ROCKER ARMS

PUSHRODS

TIMING SETS

MISCELLANEOUS

	Cam and Lifter Kit	Complete Kit	Lifters	Springs	Retainers	Locks	Valve Spring Kit	Valve Seals	Timing Set	Pushrods	Rocker Arms
	N/A	N/A	N/A	74813-16 74814-16	75792-16 76791-16	N/A	74813K1 74814K1	N/A	N/A	N/A	N/A
	N/A	N/A	N/A	74813-16 74814-16	75792-16 76791-16	N/A	74813K1 74814K1	N/A	N/A	N/A	N/A
	N/A	N/A	N/A	74813-16 74814-16	75792-16 76791-16	N/A	74813K1 74814K1	N/A	N/A	N/A	N/A
	N/A	N/A	N/A	74813-16 74814-16	75792-16 76791-16	N/A	74813K1 74814K1	N/A	N/A	N/A	N/A
	N/A	N/A	N/A	74813-16 74814-16	75792-16 76791-16	N/A	74813K1 74814K1	N/A	N/A	N/A	N/A
	N/A	N/A	N/A	74813-16 74814-16	75792-16 76791-16	N/A	74813K1 74814K1	N/A	N/A	N/A	N/A
	N/A	N/A	N/A	74813-16 74814-16	75792-16 76791-16	N/A	74813K1 74814K1	N/A	N/A	N/A	N/A
	N/A	N/A	N/A	74813-16 74814-16	75792-16 76791-16	N/A	74813K1 74814K1	N/A	N/A	N/A	N/A

NOTE: Part numbers in **BLUE** represent product upgrade

Master Footnote Listing is located on page 2 of this catalog

FORD 4.6L AND 5.4L MODULAR 3 VALVE 2004-PRESENT

HYDRAULIC ROLLER SWINGING FOLLOWER

Voodoo: Lunati's Voodoo series of camshafts deliver more area under the curve than any other series of camshafts. This means more throttle response, quicker acceleration, more vacuum and better efficiency. These factors, combined with maximum horsepower and torque, make Voodoo camshafts the perfect choice for a wide range of high performance applications.

Cam Part #	Pre-2011 Cam #	RPM Range	Valve Lift W/ 1.825 RR IN/EX	Duration @ .050" IN/EX	Advertised Duration IN/EX	LSA/ICL	Valve Lash IN/EX	Description
21270700	58000	800 - 6500	.450"/.450"	225/237	264/276	116/102	Hyd/Hyd	Great gains for stock motor. Like a 3.73 gear and a 2500 stall. Great sound. Works with stock springs and tune. No phaser mods required.
21270702	58002	900 - 6600	.450"/.450"	229/241	268/280	116/102	Hyd/Hyd	Powerful street cams that work with stock springs. Like a 3.90 gear and a 2800 stall. Need phaser mods. Rough idle
21270704	58004	1000 - 6700	.450"/.450"	233/245	272/284	116/102	Hyd/Hyd	Awesome street/strip cams with stock springs. Like a 3.90 gear and a 3000 stall. Need custom tuning and phaser mods.
21270706	58006	800 - 6500	.450"/.450"	225/241	264/280	116/102	Hyd/Hyd	Street blower cams work with stock springs and stock tune. Great mid range and top end. Like a 3.73 gear and a 2500 stall. Need phaser mods. Great sound.
21270708	58008	1000 - 6700	.450"/.450"	233/249	272/288	116/102	Hyd/Hyd	Street/strip blower cams. Work with stock springs. Need custom tune and phaser mods. Like 3.90 gear and 3000 stall. Very rough idle.
21270710	58010	800 - 6700	.450"/.450"	225/229	264/268	116/102	Hyd/Hyd	Great bolt on turbo cams. Work with stock springs, stock tune, and do NOT need cam phaser mods.
21270712	58012	850 - 6800	.492"/.500"	225/233	263/271	112/102	Hyd/Hyd	Great cam upgrade over stock. Powerful low end cams with a good idle. Need springs, phaser mods and a custom tune.
21270714	58014	900 - 6900	.496"/.504"	229/237	267/275	112/102	Hyd/Hyd	Powerful cams with rough idle. Good mid range and top end. Like 3.90 gear and 2500 stall. Need springs, phaser mods and custom tuning.
21270716	58016	950 - 7000	.500"/.508"	233/241	271/279	112/102	Hyd/Hyd	Awesome street cams with rough idle. Good mid range and top end. Like 4.10 gear and 3000 stall. Need springs, phaser mods and custom tuning.
21270718	58018	1000 - 7100	.504"/.512"	237/245	275/283	112/102	Hyd/Hyd	Maximum performance street & strip cams. Great top end pull. Likes 4.10 gears and 3200 stall. Need springs, phaser mods and custom tuning.
21270720	58020	1200 - 7200	.508"/.516"	241/249	279/287	112/102	Hyd/Hyd	The biggest and baddest of the bunch. Incredible power gains. Like ported heads, 4.10+ gears and 3500 stall. Need springs, phaser mods and custom tuning. Very rough idle.
21270722	58022	1500 - 6700	.496"/.508"	229/241	267/279	114/102	Hyd/Hyd	Awesome street blower cams. Great upgrade over stock. Need springs, phaser mods and custom tuning. Good sound.
21270724	58024	1800 - 6800	.500"/.512"	233/245	271/283	114/102	Hyd/Hyd	Big gains with bolt on blower. Like 3.73 gears and 2500 stall. Need springs, phaser mods and custom tuning. Rough idle.
21270726	58026	2000 - 6900	.504"/.516"	237/249	275/287	114/102	Hyd/Hyd	Max effort street and strip blower cams. Need springs, phaser mods and custom tune. Like 3.90 gears and 3000 stall. Very rough idle.

CAMSHAFTS

LIFTERS

VALVE SPRINGS

ROCKER ARMS

PUSHRODS

TIMING SETS

MISCELLANEOUS



FORD 4.6L AND 5.4L MODULAR 3 VALVE 2004-PRESENT
HYDRAULIC ROLLER SWINGING FOLLOWER

CAMSHAFTS

LIFTERS

VALVE SPRINGS

ROCKER ARMS

PUSHRODS

TIMING SETS

MISCELLANEOUS

Cam and Lifter Kit	Complete Kit	Lifters	Springs	Retainers	Locks	Valve Spring Kit	Valve Seals	Timing Set	Pushrods	Rocker Arms
N/A	N/A	N/A	74833-24	75700-24 76702-24	N/A	74833K1	N/A	N/A	N/A	N/A
N/A	N/A	N/A	74833-24	75700-24 76702-24	N/A	74833K1	N/A	N/A	N/A	N/A
N/A	N/A	N/A	74833-24	75700-24 76702-24	N/A	74833K1	N/A	N/A	N/A	N/A
N/A	N/A	N/A	74833-24	75700-24 76702-24	N/A	74833K1	N/A	N/A	N/A	N/A
N/A	N/A	N/A	74833-24	75700-24 76702-24	N/A	74833K1	N/A	N/A	N/A	N/A
N/A	N/A	N/A	74833-24	75700-24 76702-24	N/A	74833K1	N/A	N/A	N/A	N/A
N/A	N/A	N/A	74833-24	75700-24 76702-24	N/A	74833K1	N/A	N/A	N/A	N/A
N/A	N/A	N/A	74833-24	75700-24 76702-24	N/A	74833K1	N/A	N/A	N/A	N/A
N/A	N/A	N/A	74833-24	75700-24 76702-24	N/A	74833K1	N/A	N/A	N/A	N/A
N/A	N/A	N/A	74833-24	75700-24 76702-24	N/A	74833K1	N/A	N/A	N/A	N/A
N/A	N/A	N/A	74833-24	75700-24 76702-24	N/A	74833K1	N/A	N/A	N/A	N/A
N/A	N/A	N/A	74833-24	75700-24 76702-24	N/A	74833K1	N/A	N/A	N/A	N/A
N/A	N/A	N/A	74833-24	75700-24 76702-24	N/A	74833K1	N/A	N/A	N/A	N/A
N/A	N/A	N/A	74833-24	75700-24 76702-24	N/A	74833K1	N/A	N/A	N/A	N/A

NOTE: Part numbers in **BLUE** represent product upgrade

Master Footnote Listing is located on page 2 of this catalog

FORD 4.6L AND 5.4L MODULAR 4 VALVE 1993-PRESENT

HYDRAULIC ROLLER SWINGING FOLLOWER

Voodoo: Lunati's Voodoo series of camshafts deliver more area under the curve than any other series of camshafts. This means more throttle response, quicker acceleration, more vacuum and better efficiency. These factors, combined with maximum horsepower and torque, make Voodoo camshafts the perfect choice for a wide range of high performance applications.

Cam Part #	Pre-2011 Cam #	RPM Range	Valve Lift W/ 1.825 RR IN/EX	Duration @ .050" IN/EX	Advertised Duration IN/EX	LSA/ICL	Valve Lash IN/EX	Description
21060700	57900	Idle - 6000	.475"/.475"	221/221	260/260	113/110	Hyd/Hyd	Excellent street cams for mild upgrades. Smooth idle. Need custom tuning.
21060702	57902	1500 - 6300	.550"/.550"	229/229	267/267	113/110	Hyd/Hyd	Awesome street cams with rough idle. Good mid range and top end. Like 4.10 gears and 3000 stall. Need springs and custom tuning.
21060704	57904	1800 - 6600	.550"/.550"	237/237	275/275	114/111	Hyd/Hyd	Maximum performance street & strip cams. Great top end pull. Like 4.10 gears and a 3200 stall. Need springs and custom tuning.
21060706	57906	1500 - 6200	.475"/.475"	217/217	256/256	117/117	Hyd/Hyd	Great street cams with a bolt on turbo kit. Need custom tuning.
21060708	57908	2000 - 6600	.550"/.550"	229/225	267/263	117/117	Hyd/Hyd	Serious street/strip turbo cam. Need spring and custom tuning.
21060710	57910	1500 - 6200	.475"/.475"	221/225	260/264	115/113	Hyd/Hyd	Great street performance cams with a bolt on blower or nitrous. Need custom tuning.
21060712	57912	1800-6400	.550"/.550"	229/233	267/271	115/113	Hyd/Hyd	Serious street/strip cams with blower or nitrous. Need custom tuning, springs, lower gears, and a 2000+ stall.
21060714	57914	2000-6600	.550"/.550"	241/245	279/283	115/113	Hyd/Hyd	Max effort street/strip cams with blower or nitrous.



FORD 4.6L AND 5.4L MODULAR 4 VALVE 1993-PRESENT
HYDRAULIC ROLLER SWINGING FOLLOWER

CAMSHAFTS

LIFTERS

VALVE SPRINGS

ROCKER ARMS

PUSHRODS

TIMING SETS

MISCELLANEOUS

	Cam and Lifter Kit	Complete Kit	Lifters	Springs	Retainers	Locks	Valve Spring Kit	Valve Seals	Timing Set	Pushrods	Rocker Arms
	N/A	N/A	N/A	74823-32 75823-32	75799-32 76798-32	N/A	74823K1 75823K1	N/A	N/A	N/A	N/A
	N/A	N/A	N/A	74823-32 75823-32	75799-32 76798-32	N/A	74823K1 75823K1	N/A	N/A	N/A	N/A
	N/A	N/A	N/A	74823-32 75823-32	75799-32 76798-32	N/A	74823K1 75823K1	N/A	N/A	N/A	N/A
	N/A	N/A	N/A	74823-32 75823-32	75799-32 76798-32	N/A	74823K1 75823K1	N/A	N/A	N/A	N/A
	N/A	N/A	N/A	74823-32 75823-32	75799-32 76798-32	N/A	74823K1 75823K1	N/A	N/A	N/A	N/A
	N/A	N/A	N/A	74823-32 75823-32	75799-32 76798-32	N/A	74823K1 75823K1	N/A	N/A	N/A	N/A
	N/A	N/A	N/A	74823-32 75823-32	75799-32 76798-32	N/A	74823K1 75823K1	N/A	N/A	N/A	N/A

NOTE: Part numbers in **BLUE** represent product upgrade

Master Footnote Listing is located on page 2 of this catalog

BUICK V6 181-252 EVEN-FIRE

HYDRAULIC FLAT TAPPET

Street/Strip: These cams produce excellent power in mild to higher performance street and strip applications when moderate engine modifications have been made with proper gearing.

Cam Part #	Pre-2011 Cam #	RPM Range	Valve Lift w/ 1.55 RR IN/EX	Duration @ .050" IN/EX	Advertised Duration IN/EX	LSA/ICL	Valve Lash IN/EX	Description
10690506	32506	1200 - 6000	.426"/.426"	200/200	250/250	107/107	Hyd/Hyd	Very good turbo cam for Grand National car. Good idle.
10690507	32507	1200 - 5000	.440"/.440"	205/205	255/255	110/106	Hyd/Hyd	Good torque and strong mid range. Good idle.
10690508	32508	2500 - 5500	.456"/.440"	210/205	260/255	108/108	Hyd/Hyd	Good torque and strong mid range. Needs mild converter. Noticeable idle.

Voodoo: Lunati's Voodoo series of camshafts deliver more area under the curve than any other series of camshafts. This means more throttle response, quicker acceleration, more vacuum and better efficiency. These factors, combined with maximum horsepower and torque, make Voodoo camshafts the perfect choice for a wide range of high performance applications.

10690700	66500	1000 - 5200	.451"/.470"	207/213	250/256	112/108	Hyd/Hyd	The best choice for all TBI and MPI applications. Expect strong low to mid range HP and torque gains. Excellent for RV type vehicles, pleasure boats or towing applications.
10690701	66501	1600 - 5800	.470"/.470"	213/213	256/256	112/108	Hyd/Hyd	Grand National turbo camshaft. Will work with both stock turbo or upgraded T-3/T-4 types. Recommend 3.42-3.73 gears, aftermarket exhaust and upgraded EFI computer for best results. Good idle.
10690702	66502	1300 - 5500	.470"/.484"	213/219	262/268	112/108	Hyd/Hyd	Best choice for 231 c.i. daily driven street performance vehicle. Good torque and HP production with heavier emphasis on the low to mid range. Will work with A/C, power brakes and stock converter. Fair idle.
10690703	66503	1600 - 5800	.484"/.505"	219/227	268/276	112/108	Hyd/Hyd	High performance street/strip cam for 231 c.i. Excellent camshaft for cruise night. Needs 9:1-9:5 compression ratio, 2000 stall speed converter and 3.42-3.73 rear gears. Cam has a very choppy idle quality.

CAMSHAFTS

LIFTERS

VALVE SPRINGS

ROCKER ARMS

PUSHRODS

TIMING SETS

MISCELLANEOUS



BUICK V6 181-252 EVEN-FIRE
HYDRAULIC FLAT TAPPET

- CAMSHAFTS
- LIFTERS
- VALVE SPRINGS
- ROCKER ARMS
- PUSHRODS
- TIMING SETS
- MISCELLANEOUS

Cam and Lifter Kit	Complete Kit	Lifters	Springs	Retainers	Locks	Valve Spring Kit	Valve Seals	Timing Set	Pushrods	Rocker Arms
10690506LK	10690506K	71969PR-12 71969-12	73943-12	75742-12	77003-12	73943K2	78502-12	92019	80725-12	N/A
10690507LK	10690507K	71969PR-12 71969-12	73943-12	75742-12	77003-12	73943K2	78502-12	92019	80725-12	N/A
10690508LK	10690508K	71969PR-12 71969-12	73943-12	75742-12	77003-12	73943K2	78502-12	92019	80725-12	N/A
10690700LK	10690700K	71969PR-12 71969-12	73943-12	75742-12	77003-12	73943K2	78502-12	92019	80725-12	N/A
10690701LK	10690701K	71969PR-12 71969-12	73943-12	75742-12	77003-12	73943K2	78502-12	92019	80725-12	N/A
10690702LK	10690702K	71969PR-12 71969-12	73943-12	75742-12	77003-12	73943K2	78502-12	92019	80725-12	N/A
10690703LK	10690703KI	71969PR-12 71969-12	73943-12	75742-12	77003-12	73943K2	78502-12	92019	80725-12	N/A

NOTE: Part numbers in **BLUE** represent product upgrade

Master Footnote Listing is located on page 2 of this catalog

BUICK V8 350 1968-1980

HYDRAULIC FLAT TAPPET

Street Master: Street Master Cams are specifically designed for Hot Pro Street cars and some bracket applications. These camshafts are computer designed to take advantage of maximum area under the curve without destroying valvetrain components.

Cam Part #	Pre-2011 Cam #	RPM Range	Valve Lift w/ 1.55 RR IN/EX	Duration @ .050" IN/EX	Advertised Duration IN/EX	LSA/ICL	Valve Lash IN/EX	Description
10920302	33202	1000 - 4800	.455"/.455"	210/210	260/260	112/108	Hyd/Hyd	Great low end, excellent daily driver. Smooth idle and high vacuum. Good mid range for towing.
10920304	33204	2000 - 5200	.468"/.492"	215/225	265/275	110/106	Hyd/Hyd	All around power for street performance and off road. Likes nitrous. Good idle.
10920303	33203	2500 - 5500	.492"/.523"	225/235	275/285	110/106	Hyd/Hyd	Good high performance street cam. Works well with small nitrous systems. Fair idle.
<p>Voodoo: Lunati's Voodoo series of camshafts deliver more area under the curve than any other series of camshafts. This means more throttle response, quicker acceleration, more vacuum and better efficiency. These factors, combined with maximum horsepower and torque, make Voodoo camshafts the perfect choice for a wide range of high performance applications.</p>								
10920700	67000	1000 - 5200	.451"/.470"	207/213	250/256	112/108	Hyd/Hyd	The best torque cam for 350 c.i. applications. Expect strong low to mid range HP and torque gains. Excellent for RV type vehicles, pleasure boats or towing applications. Good idle.
10920701	67001	1300 - 5500	.470"/.484"	213/219	256/262	112/108	Hyd/Hyd	Best choice for 350 c.i. daily driven street performance vehicle. Good torque and HP production with heavier emphasis on the low to mid range. Will work with A/C, power brakes and stock converter. Fair idle.
10920702	67002	1600 - 5800	.484"/.505"	219/227	262/268	112/108	Hyd/Hyd	High performance street/strip cam for 350 c.i. Excellent camshaft for cruise night. Vehicle will need 9:1-9:5 compression, 2200 stall speed converter and 3.23-3.42 rear gears. Cam has a very choppy idle quality.
10920703	67003	2000 - 6000	.505"/.521"	227/233	268/276	110/106	Hyd/Hyd	Hot street or bracket cam for 350 c.i. engines. Will need 9.5-10.1 compression, 2500-2800 stall speed converter and 3.42-3.73 gears with good induction and exhaust. Likes up to 200 HP nitrous. Cam has a very rough idle quality.

CAMSHAFTS

LIFTERS

VALVE SPRINGS

ROCKER ARMS

PUSHRODS

TIMING SETS

MISCELLANEOUS



BUICK V8 350 1968-1980

HYDRAULIC FLAT TAPPET

CAMSHAFTS

LIFTERS

VALVE SPRINGS

ROCKER ARMS

PUSHRODS

TIMING SETS

MISCELLANEOUS

Cam and Lifter Kit	Complete Kit	Lifters	Springs	Retainers	Locks	Valve Spring Kit	Valve Seals	Timing Set	Pushrods	Rocker Arms
10920302LK	10920302K	71969PR-16 71969-16	73943-16	75912-16	N/A	N/A	78505-16 ¹	92003	80131-16	N/A
10920304LK	10920304K	71969PR-16 71969-16	73943-16	75912-16	N/A	N/A	78505-16 ¹	92003	80131-16	N/A
10920303LK	10920303K	71969PR-16 71969-16	73943-16	75912-16	N/A	N/A	78505-16 ¹	92003	80131-16	N/A
10920700LK	10920700K	71969PR-16 71969-16	73943-16	75912-16	N/A	N/A	78505-16 ¹	92003	80131-16	N/A
10920701LK	10920701K	71969PR-16 71969-16	73943-16	75912-16	N/A	N/A	78505-16 ¹	92003	80131-16	N/A
10920702LK	10920702K	71969PR-16 71969-16	73943-16	75912-16	N/A	N/A	78505-16 ¹	92003	80131-16	N/A
10920703LK	10920703K	71969PR-16 71969-16	73943-16	75912-16	N/A	N/A	78505-16 ¹	92003	80131-16	N/A

NOTE: Part numbers in **BLUE** represent product upgrade

Master Footnote Listing is located on page 2 of this catalog

BUICK V8 400-455 1967-1976

HYDRAULIC FLAT TAPPET

Street Master: Street Master Cams are specifically designed for Hot Pro Street cars and some bracket applications. These camshafts are computer designed to take advantage of maximum area under the curve without destroying valvetrain components.

Cam Part #	Pre-2011 Cam #	RPM Range	Valve Lift w/ 1.55 RR IN/EX	Duration @ .050" IN/EX	Advertised Duration IN/EX	LSA/ICL	Valve Lash IN/EX	Description
10960302	33302	2000 - 5000	.480"/.503"	224/234	290/296	112/108	Hyd/Hyd	Excellent choice for everyday performance. Noticeable idle.
10960304	33304	2400 - 5100	.507"/.538"	230/240	280/290	112/108	Hyd/Hyd	Increased mid range torque and HP, GS club calls this the "Hemi" killer. Likes nitrous. Noticeable idle.
10960303	33303	3000 - 6200	.501"/.501"	235/245	285/295	113/108	Hyd/Hyd	Good mid range and top end. Likes nitrous. Works well with bolt on accessories. Fair idle.

Voodoo: Lunati's Voodoo series of camshafts deliver more area under the curve than any other series of camshafts. This means more throttle response, quicker acceleration, more vacuum and better efficiency. These factors, combined with maximum horsepower and torque, make Voodoo camshafts the perfect choice for a wide range of high performance applications.

10960700	68000	1000 - 5200	.470"/.484"	213/219	256/262	112/108	Hyd/Hyd	The best torque cam for 400 c.i. applications. Expect strong low to mid range HP and torque gains. Excellent for RV type vehicles, pleasure boats or towing applications. Good idle.
10960701	68001	1300 - 5500	.484"/.505"	219/227	262/268	112/108	Hyd/Hyd	Torque monster for 455 c.i. daily driven street performance vehicle. Excellent torque and HP production with heavier emphasis on the low to mid range. Will work in 400 c.i. engines with lighter weight vehicles. Choppy idle.
10960702	68002	1600 - 5800	.505"/.521"	227/233	268/276	110/106	Hyd/Hyd	High performance street/strip cam for 400 c.i. Excellent camshaft for 455 c.i. in heavier type vehicles with 9:5 compression ratio. Use 2200-2400 stall speed converter with 3.42 rear gears. Cam has a very noticeable idle quality.
10960703	68003	2000 - 6000	.521"/.544"	233/241	276/284	110/106	Hyd/Hyd	Hot street or bracket cam for 400 c.i. engines or heavier 455 c.i. vehicles. Will need 9.5 or better compression, 2800-3000 stall speed converter and 3.42-3.73 gears. Likes up to 200 HP nitrous. Cam has a very rough idle quality.

CAMSHAFTS

LIFTERS

VALVE SPRINGS

ROCKER ARMS

PUSHRODS

TIMING SETS

MISCELLANEOUS



BUICK V8 400-455 1967-1976

HYDRAULIC FLAT TAPPET

CAMSHAFTS

LIFTERS

VALVE SPRINGS

ROCKER ARMS

PUSHRODS

TIMING SETS

MISCELLANEOUS

Cam and Lifter Kit	Complete Kit	Lifters	Springs	Retainers	Locks	Valve Spring Kit	Valve Seals	Timing Set	Pushrods	Rocker Arms
10960302LK	10960302K	71969PR-16 71969-16	74820-16 ¹	75912-16 ¹	N/A	N/A	78505-16 ¹	92045	80134-16	N/A
10960304LK	10960304K	71969PR-16 71969-16	74820-16 ¹	75912-16 ¹	N/A	N/A	78505-16 ¹	92045	80134-16	N/A
10960303LK	10960303K	71969PR-16 71969-16	74820-16 ¹	75912-16 ¹	N/A	N/A	78505-16 ¹	92045	80134-16	N/A
10960700LK	10960700K	71969PR-16 71969-16	74820-16 ¹	75912-16 ¹	N/A	N/A	78505-16 ¹	92045	80134-16	N/A
10960701LK	10960701K	71969PR-16 71969-16	74820-16 ¹	75912-16 ¹	N/A	N/A	78505-16 ¹	92045	80134-16	N/A
10960702LK	10960702K	71969PR-16 71969-16	74820-16 ¹	75912-16 ¹	N/A	N/A	78505-16 ¹	92045	80134-16	N/A
10960703LK	10960703K	71969PR-16 71969-16	74820-16 ¹	75912-16 ¹	N/A	N/A	78505-16 ¹	92045	80134-16	N/A

NOTE: Part numbers in **BLUE** represent product upgrade

Master Footnote Listing is located on page 2 of this catalog

CADILLAC V8 368-500 1968-1974

HYDRAULIC FLAT TAPPET

Street Master: Street Master Cams are specifically designed for Hot Pro Street cars and some bracket applications. These camshafts are computer designed to take advantage of maximum area under the curve without destroying valvetrain components.

Cam Part #	Pre-2011 Cam #	RPM Range	Valve Lift w/ 1.7 RR IN/EX	Duration @ .050" IN/EX	Advertised Duration IN/EX	LSA/ICL	Valve Lash IN/EX	Description
10940301	34601	1500 - 4500	.460"/.479"	214/218	270/280	112/108	Hyd/Hyd	Excellent street cam with plenty of low and mid range torque. Good idle.
10940302	34602	1800 - 4800	.503"/.511"	218/224	280/290	112/108	Hyd/Hyd	Mild performance cam that's good for street and bracket racing. Noticeable idle in smaller c.i. motors.
10940303	34603	2500 - 6500	.515"/.520"	230/241	285/316	110/108	Hyd/Hyd	Drag race cam with lots of mid and upper RPM HP and torque. Needs 3000 RPM stall converter. Rough idle.

Voodoo: Lunati's Voodoo series of camshafts deliver more area under the curve than any other series of camshafts. This means more throttle response, quicker acceleration, more vacuum and better efficiency. These factors, combined with maximum horsepower and torque, make Voodoo camshafts the perfect choice for a wide range of high performance applications.

10940700	69000	800 - 5000	.495"/.515"	207/213	256/262	112/108	Hyd/Hyd	The best torque cam for 368-500 c.i. applications. Expect strong low to mid range HP and torque gains. Excellent for RV type vehicles, pleasure boats or towing applications. Good idle.
10940701	69001	1000 - 5200	.515"/.530"	213/219	262/268	112/108	Hyd/Hyd	Torque monster for 500 c.i. daily driven street performance vehicle. Excellent torque and HP production with heavier emphasis on the low to mid range. Will work in 472 c.i. engines with lighter weight vehicles. Fair idle.
10940702	69002	1300 - 5500	.530"/.542"	219/227	268/276	110/106	Hyd/Hyd	High performance street/strip cam for 500 c.i. Excellent camshaft for 472 c.i. in lighter type vehicles with 9:1 compression ratio. Use 2000 stall speed converter with 3.23 rear gears. Cam has a choppy idle quality.
10940703	69003	1600 - 5800	.542"/.554"	227/233	276/284	110/106	Hyd/Hyd	High performance street/strip cam for 500+ c.i. Excellent camshaft for 500 c.i. in lighter type vehicles with 9:5 compression ratio. Use 2200-2400 stall speed converter with 3.42 rear gears. Cam has a very noticeable idle quality.



CADILLAC V8 368-500 1968-1974

HYDRAULIC FLAT TAPPET

CAMSHAFTS

LIFTERS

VALVE SPRINGS

ROCKER ARMS

PUSHRODS

TIMING SETS

MISCELLANEOUS

Cam and Lifter Kit	Complete Kit	Lifters	Springs	Retainers	Locks	Valve Spring Kit	Valve Seals	Timing Set	Pushrods	Rocker Arms
10940301LK	10940301K	71969PR-16 71969-16	73943-16' 74818-16'	75742-16 75787-16	77003-16	73943K1' 74818K2'	78503-16	94219	N/A	N/A
10940302LK	10940302K	71969PR-16 71969-16	73943-16' 74818-16'	75742-16 75787-16	77003-16	73943K1' 74818K2'	78503-16	94219	N/A	N/A
10940303LK	10940303K	71969PR-16 71969-16	73943-16' 74818-16'	75742-16 75787-16	77003-16	73943K1' 74818K2'	78503-16	94219	N/A	N/A
10940700LK	10940700K	71969PR-16 71969-16	73943-16' 74818-16'	75742-16 75787-16	77003-16	73943K1' 74818K2'	78503-16	94219	N/A	N/A
10940701LK	10940701K	71969PR-16 71969-16	73943-16' 74818-16'	75742-16 78787-16	77003-16	73943K1' 74818K2'	78503-16	94219	N/A	N/A
10940702LK	10940702K	71969PR-16 71969-16	73943-16' 74818-16'	75742-16 75595-16	77048-16 77111-16	73943K3' 74818K5'	78503-16	94219	N/A	N/A
10940703LK	10940703K	71969PR-16 71969-16	73943-16' 74818-16'	75742-16 75595-16	77048-16 77111-16	73943K3' 74818K5'	78503-16	94219	N/A	N/A

NOTE: Part numbers in **BLUE** represent product upgrade

Master Footnote Listing is located on page 2 of this catalog

CHEVROLET V6 173 (60 DEGREE)

HYDRAULIC FLAT TAPPET

High Efficiency: The High Efficiency Camshafts are computer designed for increased performance and improved fuel efficiency. These camshafts offer a substantial increase in low RPM performance while maintaining compatibility with most OEM computer controlled vehicles.

Cam Part #	Pre-2011 Cam #	RPM Range	Valve Lift W/ 1.5 RR IN/EX	Duration @ .050" IN/EX	Advertised Duration IN/EX	LSA/ICL	Valve Lash IN/EX	Description
10160212	06312	800 - 4000	.405"/.427"	195/205	245/255	112/108	Hyd/Hyd	Good low end torque and fuel economy. Excellent for daily usage. Smooth idle.
10160215	06315	1000 - 5000	.441"/.441"	210/210	260/260	110/106	Hyd/Hyd	Good performance cam for street or off road use. Excellent mid range torque and HP. Good idle.

CHEVROLET 6 CYLINDER 194-250 1962-1984

HYDRAULIC FLAT TAPPET

Street Master: Street Master Cams are specifically designed for Hot Pro Street cars and some bracket applications. These camshafts are computer designed to take advantage of maximum area under the curve without destroying valvetrain components.

Cam Part #	Pre-2011 Cam #	RPM Range	Valve Lift W/ 1.5 RR IN/EX	Duration @ .050" IN/EX	Advertised Duration IN/EX	LSA/ICL	Valve Lash IN/EX	Description
10610300	32200	1000 - 3500	.458"/.458"	202/202	262/262	112/108	Hyd/Hyd	Provides increased low end and fuel economy over stock camshaft. Smooth idle for everyday use.
10610301	32201	1500 - 4000	.465"/.465"	212/212	270/270	112/108	Hyd/Hyd	Good economy with increased towing power. Smooth idle for off road and street performance use.

CHEVROLET V6 262 4.3L

HYDRAULIC FLAT TAPPET

High Efficiency: The High Efficiency Camshafts are computer designed for increased performance and improved fuel efficiency. These camshafts offer a substantial increase in low RPM performance while maintaining compatibility with most OEM computer controlled vehicles.

Cam Part #	Pre-2011 Cam #	RPM Range	Valve Lift W/ 1.5 RR IN/EX	Duration @ .050" IN/EX	Advertised Duration IN/EX	LSA/ICL	Valve Lash IN/EX	Description
10180252 ²	06352 ²	1200 - 4500	.427"/.453"	205/215	255/265	112/108	Hyd/Hyd	Good off road and daily performance use. Excellent mid range torque and HP. Smooth idle.
Street Master: Street Master Cams are specifically designed for Hot Pro Street cars and some bracket applications. These camshafts are computer designed to take advantage of maximum area under the curve without destroying valvetrain components.								
10180302 ²	33502 ²	1000 - 5000	.441"/.441"	210/210	260/260	112/108	Hyd/Hyd	Good for highway or off road daily usage. Good idle.
10180304 ²	33504 ²	1500 - 5500	.457"/.457"	218/218	268/268	108/104	Hyd/Hyd	Good off road cam with higher compression ratio and lower rear gearing. Fair idle.
10180305 ²	33505 ²	1800 - 6200	.477"/.477"	225/225	275/275	108/104	Hyd/Hyd	Good cam for off road or street performance usage, needs increased compression ratio and lower gearing. Lopey idle.



CHEVROLET V6 173 (60 DEGREE)

HYDRAULIC FLAT TAPPET

Cam and Lifter Kit	Complete Kit	Lifters	Springs	Retainers	Locks	Valve Spring Kit	Valve Seals	Timing Set	Pushrods	Rocker Arms
10160212LK	10160212K	71217PR-12 71217-12	73943-12	75742-12	77003-12	73943K2	78501-12	92075	80133-12	85032-12
10160215LK	10160215K	71217PR-12 71217-12	73943-12	75742-12	77003-12	73943K2	78501-12	92075	80133-12	85032-12

CAMSHAFTS

LIFTERS

CHEVROLET 6 CYLINDER 194-250 1962-1984

HYDRAULIC FLAT TAPPET

Cam and Lifter Kit	Complete Kit	Lifters	Springs	Retainers	Locks	Valve Spring Kit	Valve Seals	Timing Set	Pushrods	Rocker Arms
10610300LK	10610300K ²⁵	71817PR-12 71817-12	73943-12	75742-12	77003-12	73943K2	78501-12	N/A	80131-12	85031-12
10610301LK	10610301K ²⁵	71817PR-12 71817-12	73943-12	75742-12	77003-12	73943K2	78501-12	N/A	80131-12	85031-12

VALVE SPRINGS

ROCKER ARMS

CHEVROLET V6 262 4.3L

HYDRAULIC FLAT TAPPET

Cam and Lifter Kit	Complete Kit	Lifters	Springs	Retainers	Locks	Valve Spring Kit	Valve Seals	Timing Set	Pushrods	Rocker Arms
10180252LK	10180252K	71817PR-12 71817-12	73943-12	75742-12	77003-12	73943K2	78501-12	92020	81134-12	85035-12
10180302LK	10180302K	71817PR-12 71817-12	73943-12	75742-12	77003-12	73943K2	78501-12	94200	81134-12	85035-12
10180304LK	10180304K	71817PR-12 71817-12	73943-12	75742-12	77003-12	73943K2	78501-12	94200	81134-12	85035-12
10180305LK	10180305K	71817PR-12 71817-12	73943-12	75742-12	77003-12	73943K2	78501-12	94200	81134-12	85035-12

PUSHRODS

TIMING SETS

MISCELLANEOUS

NOTE: Part numbers in **BLUE** represent product upgrade

Master Footnote Listing is located on page 2 of this catalog

CHEVROLET V6 262 4.3L

HYDRAULIC FLAT TAPPET

Voodoo: Lunati's Voodoo series of camshafts deliver more area under the curve than any other series of camshafts. This means more throttle response, quicker acceleration, more vacuum and better efficiency. These factors, combined with maximum horsepower and torque, make Voodoo camshafts the perfect choice for a wide range of high performance applications.

Cam Part #	Pre-2011 Cam #	RPM Range	Valve Lift W/ 1.5 RR IN/EX	Duration @ .050" IN/EX	Advertised Duration IN/EX	LSA/ICL	Valve Lash IN/EX	Description
10180700 ²	61500 ²	1000 - 5200	.437"/.455"	207/213	250/256	112/108	Hyd/Hyd	The best choice for all TBI and MPI applications. Expect strong low to mid range HP and torque gains. Excellent for RV type vehicles, pleasure boats or towing applications. Good idle.
10180701 ²	61501 ²	1300 - 5500	.455"/.468"	213/219	256/262	112/108	Hyd/Hyd	The best torque cam for 262 c.i. applications. Expect strong low to mid range HP and torque gains. Excellent for RV type vehicles, pleasure boats or towing applications. Fair idle.
10180702 ²	61502 ²	1800 - 5800	.468"/.489"	219/227	262/268	112/108	Hyd/Hyd	Best choice for 262 c.i. daily driven street performance vehicles. Good torque and HP production with heavier emphasis on the low to mid range. Will work with A/C, power brakes and stock converter. Choppy idle.
10180703 ²	61503 ²	2000 - 6000	.489"/.504"	227/233	268/276	110/106	Hyd/Hyd	High performance street/strip cam for 262 c.i. Excellent camshaft for cruise night vehicle, will need 9:1-9:5 compression ratio, 2200 stall speed converter and 3.42-3.73 rear gears. Cam has a very choppy idle quality.

HYDRAULIC ROLLER

Street/Strip Retro-Fit: These cams produce excellent power in mild to higher performance street and strip applications when moderate engine modifications have been made with proper gearing.

Cam Part #	Pre-2011 Cam #	RPM Range	Valve Lift W/ 1.5 RR IN/EX	Duration @ .050" IN/EX	Advertised Duration IN/EX	LSA/ICL	Valve Lash IN/EX	Description
20180501 ^{2,10}	53501 ^{2,10}	900 - 4800	.404"/.416"	203/209	265/270	110/106	Hyd/Hyd	Good daily driver or factory replacement. Excellent low end torque and mileage. Smooth idle.
20180502 ^{2,10}	53502 ^{2,10}	1000 - 5000	.446"/.468"	213/218	279/287	112/108	Hyd/Hyd	Good for highway or off road usage. Great mid range torque. Good idle.
20180505 ^{2,10}	53505 ^{2,10}	1200 - 5300	.489"/.503"	215/218	268/276	115/111	Hyd/Hyd	Good for daily use, improved mid range torque and HP. Good for power adder. Good idle.
20180503 ^{2,10}	53503 ^{2,10}	1500 - 5500	.468"/.477"	218/226	284/292	112/108	Hyd/Hyd	Excellent street/strip cam, needs stall converter and lower gearing. Noticeable idle.
20180504 ^{2,10}	53504 ^{2,10}	2200 - 6200	.510"/.525"	232/242	290/300	110/106	Hyd/Hyd	Good off road cam with higher compression ratio and lower gearing. Rough idle.



CHEVROLET V6 262 4.3L

HYDRAULIC FLAT TAPPET

CAMSHAFTS

LIFTERS

VALVE SPRINGS

ROCKER ARMS

PUSHRODS

TIMING SETS

MISCELLANEOUS

Cam and Lifter Kit	Complete Kit	Lifters	Springs	Retainers	Locks	Valve Spring Kit	Valve Seals	Timing Set	Pushrods	Rocker Arms
10180700LK	10180700K	71817PR-12 71817-12	73943-12 74818-12	75742-12 75787-12	77003-12	73943K2	78501-12	94200 93117	81134-12 5064-12	85035-12 15300-12
10180701LK	10180701K	71817PR-12 71817-12	73943-12 74818-12	75742-12 75787-12	77003-12	73943K2	78501-12	94200 93117	81134-12 5064-12	85035-12 15300-12
10180702LK	10180702K	71817PR-12 71817-12	73943-12 74818-12	75742-12 75787-12	77003-12	73943K2	78501-12	94200 93117	81134-12 5064-12	85035-12 15300-12
10180703LK	10180703K	71817PR-12 71817-12	73943-12 74818-12	75742-12 75787-12	77003-12	73943K2	78501-12	94200 93117	81134-12 5064-12	85035-12 15300-12

HYDRAULIC ROLLER

Cam and Lifter Kit	Complete Kit	Lifters	Springs	Retainers	Locks	Valve Spring Kit	Valve Seals	Timing Set	Pushrods	Rocker Arms
20180501LK ¹⁰	20180501K ¹⁰	72330-12	73943-12 74818-12	75742-12 75787-12	77003-12	73943K2	78501-12	92020 94200	80158-12 5044-12	85035-12 15300-12
20180502LK ¹⁰	20180502K ¹⁰	72330-12	73943-12 74818-12	75742-12 75787-12	77003-12	73943K2	78501-12	92020 94200	80158-12 5044-12	85035-12 15300-12
20180505LK ¹⁰	20180502K ¹⁰	72330-12	73943-12 74818-12	75742-12 75787-12	77003-12	73943K2	78501-12	92020 94200	80158-12 5044-12	85035-12 15300-12
20180503LK ¹⁰	20180502K ¹⁰	72330-12	73943-12 74818-12	75742-12 75787-12	77003-12	73943K2	78501-12	92020 94200	80158-12 5044-12	85035-12 15300-12
20180504LK ¹⁰	20180502K ¹⁰	72330-12	73100-12 ¹ 74818-12	75743-12 75787-12	77048-12	N/A	78503-12 ¹	94200 93117	80158-12 5044-12	85035-12 15300-12

NOTE: Part numbers in **BLUE** represent product upgrade

Master Footnote Listing is located on page 2 of this catalog

CHEVROLET V6 262 4.3L

HYDRAULIC ROLLER

Voodoo Non-Balance Shaft: Lunati's Voodoo series of camshafts deliver more area under the curve than any other series of camshafts. This means more throttle response, quicker acceleration, more vacuum and better efficiency. These factors, combined with maximum horsepower and torque, make Voodoo camshafts the perfect choice for a wide range of high performance applications.

Cam Part #	Pre-2011 Cam #	RPM Range	Valve Lift W/ 1.5 RR IN/EX	Duration @ .050" IN/EX	Advertised Duration IN/EX	LSA/ICL	Valve Lash IN/EX	Description
20090720	68420	1600 - 5600	.507"/.515"	211/219	262/270	112/106	Hyd/Hyd	Excellent choice for stock to mildly modified engines, works well with OEM style injection, great cam for increased torque.
20090721	68421	1800 - 6000	.515"/.530"	219/227	270/278	112/106	Hyd/Hyd	Strong power increase in mildly modified engines with excellent throttle response. Likes 2000 RPM converter, 3.23-3.73 gearing and headers. Requires custom tuning and has noticeable idle.

Voodoo W/ Balance Shaft: See Description Above

20560720	67120	1600 - 5600	.507"/.515"	211/219	262/270	112/106	Hyd/Hyd	Excellent choice for stock to mildly modified engines, requires tuning with OEM style injection, great cam for increased torque.
20560721	67121	1800 - 6000	.515"/.530"	219/227	270/278	112/106	Hyd/Hyd	Strong power increase in mildly modified engines with excellent throttle response. Likes 2000 RPM converter, 3.23-3.73 gearing and headers. Requires custom tuning and has noticeable idle.

SOLID FLAT TAPPET

Race: The Lunati Race Cams are available for a wide range of racing applications from oval track to drag. These camshafts produce unmatched torque and maximum horsepower for a strong finish. Custom grinds are also available.

Cam Part #	Pre-2011 Cam #	RPM Range	Valve Lift W/ 1.5 RR IN/EX	Duration @ .050" IN/EX	Advertised Duration IN/EX	LSA/ICL	Valve Lash IN/EX	Description
30180907 ²	43507 ²	3000 - 6500	.517"/.543"	239/249	278/288	106/102	.018"/.020"	Works well in limited oval track or mild bracket race applications. Fair idle.
30180904 ²	43504 ²	3500 - 7000	.543"/.552"	249/254	288/293	106/102	.018"/.020"	Works well in hobby stock dirt car or bracket race applications. Strong mid range torque and HP. Rough idle.
30180905 ²	43505 ²	3800 - 7500	.552"/.570"	254/264	293/303	106/102	.018"/.020"	Excellent mid range and upper RPM torque and HP. Needs increased compression ratio and lower gearing. Rough idle.
30180908 ²	43508 ²	3400 - 7000	.525"/.534"	255/259	296/298	106/102	.024"/.026"	Works good in Limited Sportsman type motor. Good mid range torque and HP.
30180906 ²	43506 ²	3800 - 7200	.550"/.571"	256/268	292/302	106/102	.024"/.026"	Good cam for dirt oval track or all out bracket racing applications. Rough idle.

CAMSHAFTS

LIFTERS

VALVE SPRINGS

ROCKER ARMS

PUSHRODS

TIMING SETS

MISCELLANEOUS



CHEVROLET V6 262 4.3L

HYDRAULIC ROLLER

CAMSHAFTS

LIFTERS

VALVE SPRINGS

ROCKER ARMS

PUSHRODS

TIMING SETS

MISCELLANEOUS

Cam and Lifter Kit	Complete Kit	Lifters	Springs	Retainers	Locks	Valve Spring Kit	Valve Seals	Timing Set	Pushrods	Rocker Arms
20090720LK	20090720K	72910-12	73943-12 74818-12	75742-12 75787-12	77003-12	73943K2	78501-12	93026	80159-12 5040-12	15340-12
20090721LK	20090721K	72910-12	73943-12 74818-12	75742-12 75787-12	77003-12	73943K2	78501-12	93026	80159-12 5040-12	15340-12
20560720LK	20560720K	72910-12	73943-12 74818-12	75742-12 75787-12	77003-12	73943K2	78501-12	92125	80159-12 5040-12	15340-12
20560721LK	20560721K	72910-12	73943-12 74818-12	75742-12 75787-12	77003-12	73943K2	78501-12	92125	80159-12 5040-12	15340-12

SOLID FLAT TAPPET

Cam and Lifter Kit	Complete Kit	Lifters	Springs	Retainers	Locks	Valve Spring Kit	Valve Seals	Timing Set	Pushrods	Rocker Arms
N/A	N/A	70992-12	73100-12 ¹	75740-12	77111-12	N/A	78503-12 ¹	93117 95100¹¹	7064-12	15300-12
N/A	N/A	70992-12	73100-12 ¹	75740-12	77111-12	N/A	78503-12 ¹	93117 95100¹¹	7064-12	15300-12
N/A	N/A	70992-12	73100-12 ¹	75740-12	77111-12	N/A	78503-12 ¹	93117 95100¹¹	7064-12	15300-12
N/A	N/A	70992-12	73100-12 ¹	75740-12	77111-12	N/A	78503-12 ¹	93117 95100¹¹	7064-12	15300-12
N/A	N/A	70992-12	73100-12 ¹	75740-12	77111-12	N/A	78503-12 ¹	93117 95100¹¹	7064-12	15300-12

NOTE: Part numbers in **BLUE** represent product upgrade

Master Footnote Listing is located on page 2 of this catalog

CHEVROLET SMALL BLOCK V8 262-400 1955-PRESENT

HYDRAULIC FLAT TAPPET

BareBones: BareBones Camshafts allow you to get an upgrade in horsepower without killing your budget. A good fit for mild race, street and off-road applications, the BareBones line has a modern asymmetrical lobe design that offers improved throttle response and acceleration.

Cam Part #	Pre-2011 Cam #	RPM Range	Valve Lift W/ 1.5 RR IN/EX	Duration @ .050" IN/EX	Advertised Duration IN/EX	LSA/ICL	Valve Lash IN/EX	Description
10120100	10000	1000 - 5000	.420"/.443"	204/214	270/280	112/107	Hyd/Hyd	Smooth idle. Great for daily driver or towing applications. Works with TBI fuel injection.
10120101	10001	1500 - 5500	.443"/.465"	214/224	280/290	112/107	Hyd/Hyd	Good idle for daily usage or towing. Great low end and mid range torque.
10120102	10002	2000 - 6000	.465"/.488"	224/234	290/300	112/107	Hyd/Hyd	Noticable idle, great mid range and upper RPM power. Great for street performance or mild bracket racing.

High Efficiency: The High Efficiency Camshafts are computer designed for increased performance and improved fuel efficiency. These camshafts offer a substantial increase in low RPM performance while maintaining compatibility with most OEM computer controlled vehicles.

10120215	301A5	Idle - 5600	.454"/.454"	217/217	272/272	112/106	Hyd/Hyd	The most popular cam in this series. Slight lobe at idle, 600 RPM idle with 17" of vacuum. Works with all power accessories.
10120202	06102	800 - 4600	.427"/.427"	205/205	255/255	110/105	Hyd/Hyd	Excellent low end and mid range torque and mileage in 327-400 c.i. motors. Smooth idle.
10120203	06103	900 - 4800	.420"/.442"	204/214	270/280	112/108	Hyd/Hyd	Good all around cam for pickup or every day driver. Smooth idle.
10120200	06100	1000 - 4200	.405"/.427"	195/205	245/255	112/108	Hyd/Hyd	Excellent torque and mileage in 262-305 c.i. motor. Very good vacuum. Smooth idle.
10120208	06108	1500 - 5500	.457"/.457"	218/218	268/268	110/106	Hyd/Hyd	Excellent street cam with 3.40+ gearing and stock stall converter. Good idle.

Street Master: Street Master Cams are specifically designed for Hot Pro Street cars and some bracket applications. These camshafts are computer designed to take advantage of maximum area under the curve without destroying valvetrain components.

10120316	301A6	800 - 5200	.454"/.454"	221/221	276/276	110/104	Hyd/Hyd	Best performing real street cam. Lobe at idle, works with power brakes. For hot 350-400 c.i. motors in daily drivers, 4WD's and pickups.
10120318	301A8	1000 - 5800	.454"/.454"	221/230	276/286	112/106	Hyd/Hyd	Good street cam for 350 c.i. motors, popular in 383-406 c.i. applications. Lopey idle but will work with power brakes.
10120301	07101	1800 - 5800	.477"/.477"	225/225	275/275	108/104	Hyd/Hyd	High performance street cam. Works with stock stall converter or small street stall converter, needs 3.50-3.90 gearing.
10120302	07102	2200 - 6200	.507"/.507"	235/235	285/285	108/104	Hyd/Hyd	Great street machine cam. Needs 2000-2500 RPM stall converter, headers and gearing.
10120303	07103	2500 - 6500	.534"/.534"	245/245	295/295	108/104	Hyd/Hyd	Pro Street/strip cam. Needs 3500 RPM stall converter, headers, gearing and a minimum of 10:1 compression ratio.
10120304	07104	2600 - 6500	.490"/.490"	235/240	290/297	112/108	Hyd/Hyd	Great street machine cam. Needs 2000-2500 RPM stall converter, headers and gearing.

CAMSHAFTS

LIFTERS

VALVE SPRINGS

ROCKER ARMS

PUSHRODS

TIMING SETS

MISCELLANEOUS



CHEVROLET SMALL BLOCK V8 262-400 1955-PRESENT

HYDRAULIC FLAT TAPPET

CAMSHAFTS

LIFTERS

VALVE SPRINGS

ROCKER ARMS

PUSHRODS

TIMING SETS

MISCELLANEOUS

Cam and Lifter Kit	Complete Kit	Lifters	Springs	Retainers	Locks	Valve Spring Kit	Valve Seals	Timing Set	Pushrods	Rocker Arms
10120100LK	10120100K	71817PR-16 71817-16	73943-16 74818-16	75742-16 75787-16	77003-16	73943K1 74818K2	78501-16	94200	81134-16 5064-16	85035-16 ⁷ 15300-16⁷
10120101LK	10120101K	71817PR-16 71817-16	73943-16 74818-16	75742-16 75787-16	77003-16	73943K1 74818K2	78501-16	94200	81134-16 5064-16	85035-16 ⁷ 15300-16⁷
10120102LK	10120102K	71817PR-16 71817-16	73943-16 74818-16	75742-16 75787-16	77003-16	73943K1 74818K2	78501-16	94200	81134-16 5064-16	85035-16 ⁷ 15300-16⁷
10120215LK	10120215K	71817PR-16 71817-16	73943-16 74818-16	75742-16 75787-16	77003-16	73943K1 74818K2	78501-16	94200 93117	81134-16 5064-16	85035-16 ⁷ 15300-16⁷
10120202LK	10120202K	71817PR-16 71817-16	73943-16 74818-16	75742-16 75787-16	77003-16	73943K1 74818K2	78501-16	94200 93117	81134-16 5064-16	85035-16 ⁷ 15300-16⁷
10120203LK	10120203K	71817PR-16 71817-16	73943-16 74818-16	75742-16 75787-16	77003-16	73943K1 74818K2	78501-16	94200 93117	81134-16 5064-16	85035-16 ⁷ 15300-16⁷
10120200LK	10120200K	71817PR-16 71817-16	73943-16 74818-16	75742-16 75787-16	77003-16	73943K1 74818K2	78501-16	94200 93117	81134-16 5064-16	85035-16 ⁷ 15300-16⁷
10120208LK	10120208K	71817PR-16 71817-16	73943-16 74818-16	75742-16 75787-16	77003-16	73943K1 74818K2	78501-16	94200 93117	81134-16 5064-16	85035-16 ⁷ 15300-16⁷
10120316LK	10120316K	71817PR-16 71817-16	73943-16 74818-16	75742-16 75787-16	77003-16	73943K1 74818K2	78501-16	94200 93117	81134-16 5064-16	85035-16 ⁷ 15300-16⁷
10120318LK	10120318K	71817PR-16 71817-16	73943-16 74818-16	75742-16 75787-16	77003-16	73943K1 74818K2	78501-16	94200 93117	81134-16 5064-16	85035-16 ⁷ 15300-16⁷
10120301LK	10120301K	71817PR-16 71817-16	73943-16 74818-16	75742-16 75787-16	77003-16	73943K1 74818K2	78501-16	94200 93117	81134-16 5064-16	85035-16 ⁷ 15300-16⁷
10120302LK	10120302K	71817PR-16 71817-16	73943-16 74818-16	75742-16 75787-16	77003-16	73943K1 74818K2	78501-16	94200 93117	81134-16 5064-16	85035-16 ⁷ 15300-16⁷
10120303LK	10120303K	71817PR-16 71817-16	73943-16 74818-16	75742-16 75787-16	77003-16	73943K1 74818K2	78501-16	94200 93117	5064-16 7064-16	85035-16 ⁷ 15300-16⁷
10120304LK	10120304K	71817PR-16 71817-16	73943-16 74818-16	75742-16 75787-16	77003-16	73943K1 74818K2	78501-16	94200 93117	81134-16 7064-16	15035-16 ⁷ 15300-16⁷

NOTE: Part numbers in **BLUE** represent product upgrade

Master Footnote Listing is located on page 2 of this catalog

CHEVROLET SMALL BLOCK V8 262-400 1955-PRESENT

HYDRAULIC FLAT TAPPET

Bracket Master: The Bracket Master Camshafts are the best choice for some high performance street machines and mild performance bracket racing applications. They provide excellent power over a broad power band and give that lopey idle that is so popular.

Cam Part #	Pre-2011 Cam #	RPM Range	Valve Lift W/ 1.5 RR IN/EX	Duration @ .050" IN/EX	Advertised Duration IN/EX	LSA/ICL	Valve Lash IN/EX	Description
10120416	00016	1500 - 5200	.458"/.458"	218/218	284/284	110/106	Hyd/Hyd	Good low end torque and HP. Works well with stock stall converter. Good idle.
10120417	00017	2000 - 5500	.460"/.460"	224/224	290/290	112/106	Hyd/Hyd	Strong low to mid range torque and HP. Slight lope at idle, needs increased compression, headers and gearing. Good idle.
10120411	00011	2000 - 6000	.455"/.455"	230/230	285/285	114/109	Hyd/Hyd	Good cam for daily driven street car. 2000-2200 RPM stall converter, headers and gearing recommended. Good idle.
10120410	00010	2000 - 6000	.480"/.480"	230/230	292/292	109/107	Hyd/Hyd	Strong mid range torque and HP. Needs 2500 RPM stall converter, headers, increased compression ratio and gearing. Lopey idle.
10120412	00012	2500 - 6500	.515"/.515"	246/246	300/300	108/104	Hyd/Hyd	Needs headers, gearing and stall converter. Good street/strip cam. Fair idle.

Street/Strip: These cams produce excellent power in mild to higher performance street and strip applications when moderate engine modifications have been made with proper gearing.

10120510	30110	2500 - 6000	.468"/.468"	230/236	287/296	110/106	Hyd/Hyd	Good for high performance street/strip car. Needs 2500 RPM stall converter, headers, increased compression ratio and gearing. Fair idle.
10120519	301A9	2600 - 6200	.463"/.485"	223/231	280/288	110/104	Hyd/Hyd	Hot street performance cam in 350-400 c.i. motors. Needs 2500 RPM stall converter, headers, increased compression and 3.55+ gearing. May need vacuum canister. Lopey idle.
10120522	301B2	3000 - 6400	.490"/.490"	232/232	284/284	110/104	Hyd/Hyd	Hot street performance or oval track cam in 350-400 c.i. motors. Needs 3000-3500 RPM stall converter, headers, increased compression and 3.73+ gearing. Will need vacuum canister. Very lopey idle.

EFI Compatible: Lunati's EFI Cams are specifically designed to extend the RPM powerband of computer controlled performance based motors. These cams for electronic fuel injected engines produce better torque, throttle response and vacuum signal. The EFI cams will work with most factory fuel injection systems. However some may require both fuel injection and computer upgrades.

10120638	30138	1600 - 5400	.453"/.477"	215/225	265/275	112/108	Hyd/Hyd	Good low and mid range torque and HP for street performance. Good idle.
10120639	30139	2000 - 5500	.465"/.490"	220/230	270/280	112/108	Hyd/Hyd	Good mid range torque and HP for high performance street vehicles. Good idle.
10120640	30140	2000 - 5600	.477"/.507"	225/235	275/285	112/108	Hyd/Hyd	Good low and mid range torque and HP. Good for use with EFI. Good idle.
10120641	30141	2500 - 6200	.489"/.520"	230/240	280/290	112/108	Hyd/Hyd	EFI cam needs 2500 RPM stall converter, headers and 4.10 gearing. Fair idle.
10120642	30142	3200 - 6500	.507"/.534"	235/245	285/295	112/108	Hyd/Hyd	Needs 3200-3500 RPM stall converter, headers and 4.10+ gearing. Good for EFI bracket race car. Excellent increase in torque and HP in mid to upper RPM. Fair idle.
10120643	30143	3200 - 6600	.520"/.540"	240/250	290/300	112/108	Hyd/Hyd	Good Pro Street EFI cam. Needs 3200-3500 RPM stall converter, headers and 4.10+ gearing. Excellent increase in torque and HP in upper RPM. Rough idle.

CAMSHAFTS

LIFTERS

VALVE SPRINGS

ROCKER ARMS

PUSHRODS

TIMING SETS

MISCELLANEOUS



CHEVROLET SMALL BLOCK V8 262-400 1955-PRESENT

HYDRAULIC FLAT TAPPET

CAMSHAFTS

LIFTERS

VALVE SPRINGS

ROCKER ARMS

PUSHRODS

TIMING SETS

MISCELLANEOUS

	Cam and Lifter Kit	Complete Kit	Lifters	Springs	Retainers	Locks	Valve Spring Kit	Valve Seals	Timing Set	Pushrods	Rocker Arms
	10120416LK	10120416K	71817PR-16 71817-16	73943-16 74818-16	75742-16 75787-16	77003-16	73943K1 74818K2	78501-16	94200 93117	81134-16 5064-16	85035-16 ⁷ 15300-16⁷
	10120417LK	10120417K	71817PR-16 71817-16	73943-16 74818-16	75742-16 75787-16	77003-16	73943K1 74818K2	78501-16	94200 93117	81134-16 5064-16	85035-16 ⁷ 15300-16⁷
	10120411LK	10120411K	71817PR-16 71817-16	73943-16 74818-16	75742-16 75787-16	77003-16	73943K1 74818K2	78501-16	94200 93117	81134-16 5064-16	85035-16 ⁷ 15300-16⁷
	10120410LK	10120410K	71817PR-16 71817-16	73943-16 74818-16	75742-16 75787-16	77003-16	73943K1 74818K2	78501-16	94200 93117	81134-16 5064-16	85035-16 ⁷ 15300-16⁷
	10120412LK	10120412K	71817PR-16 71817-16	73100-16 ¹ 74818-16	75740-16 75787-16	77111-16	73100K2 ¹ 74818K2	78503-16 ¹	94200 93117	81134-16 5064-16	85035-16 ⁷ 15300-16⁷
	10120510LK	10120510K	71817PR-16 71817-16	73943-16 74818-16	75742-16 75787-16	77003-16	73943K1 74818K2	78501-16	94200 93117	81134-16 5064-16	85035-16 ⁷ 15300-16⁷
	10120519LK	10120519K	71817PR-16 71817-16	73943-16 74818-16	75742-16 75787-16	77003-16	73943K1 74818K2	78501-16	94200 93117	81134-16 5064-16	85035-16 ⁷ 15300-16⁷
	10120522LK	10120522K	71817PR-16 71817-16	73943-16 74818-16	75742-16 75787-16	77003-16	73943K1 74818K2	78501-16	94200 93117	81134-16 5064-16	85035-16 ⁷ 15300-16⁷
	10120638LK	10120638K	71817PR-16 71817-16	73943-16 74818-16	75742-16 75787-16	77003-16	73943K1 74818K2	78501-16	94200 93117	81134-16 5064-16	85035-16 ⁷ 15300-16⁷
	10120639LK	10120639K	71817PR-16 71817-16	73943-16 74818-16	75742-16 75787-16	77003-16	73943K1 74818K2	78501-16	94200 93117	81134-16 5064-16	85035-16 ⁷ 15300-16⁷
	10120640LK	10120640K	71817PR-16 71817-16	73943-16 74818-16	75742-16 75787-16	77003-16	73943K1 74818K2	78501-16	94200 93117	81134-16 5064-16	85035-16 ⁷ 15300-16⁷
	10120641LK	10120641K	71817PR-16 71817-16	73943-16 74818-16	75742-16 75787-16	77003-16	73943K1 74818K2	78501-16	94200 93117	81134-16 5064-16	85035-16 ⁷ 15300-16⁷
	10120642LK	10120642K	71817G-16	73100-16 ¹ 74818-16	75740-16 75595-16	77111-16	73100K2 ¹ 74818K5	78503-16 ¹	94200 93117	5064-16 7064-16	15300-16 ⁷
	10120643LK	10120643K	71817G-16	73100-16 ¹ 74818-16	75740-16 75595-16	77111-16	73100K2 ¹ 74818K5	78503-16 ¹	94200 93117	5064-16 7064-16	15300-16 ⁷

NOTE: Part numbers in **BLUE** represent product upgrade

Master Footnote Listing is located on page 2 of this catalog

CHEVROLET SMALL BLOCK V8 262-400 1955-PRESENT

HYDRAULIC FLAT TAPPET

Voodoo: Lunati's Voodoo series of camshafts deliver more area under the curve than any other series of camshafts. This means more throttle response, quicker acceleration, more vacuum and better efficiency. These factors, combined with maximum horsepower and torque, make Voodoo camshafts the perfect choice for a wide range of high performance applications.

Cam Part #	Pre-2011 Cam #	RPM Range	Valve Lift W/ 1.5 RR IN/EX	Duration @ .050" IN/EX	Advertised Duration IN/EX	LSA/ICL	Valve Lash IN/EX	Description
10120700	60100	Idle - 5000	.437"/.454"	207/213	250/256	112/108	Hyd/Hyd	Very strong torque and increased HP for 283-350 c.i. motors. Compatible with stock TBI and MPI type fuel injection. Works great for pleasure/ski boats, and mild towing applications.
10120701	60101	1000 - 5500	.454"/.468"	213/219	256/262	112/108	Hyd/Hyd	Best mild performance cam. Works excellent in TPI fuel injection applications. Makes approximately 19" vacuum at idle. Great for performance oriented marine and heavy towing applications. Perfect street rod cam. Has slightly noticeable idle, works with stock converter, A/C, power brakes and stock valve springs in most cases.
10120702	60102	1400 - 5800	.468"/.489"	219/227	262/268	112/108	Hyd/Hyd	Mid-level performance street cam with excellent drivability. Exceptional replacement for muscle car type cams with automatic transmissions. Works well with stock type exhaust manifolds and dual plane intake with mild 4 bbl carb. This is an awesome 4X4 and performance marine cam where dry exhaust is used. Improved valve springs and roller rockers recommended.
10120703	60103	1800 - 6200	.489"/.504"	227/233	268/276	110/106	Hyd/Hyd	This high performance street cam likes 2400 RPM stall, 700 CFM carb, dual plane intake and headers. Makes unequaled power to 6200 RPM with proper valve springs. Strong cam with great street manners for your crate motor. Factory EFI motors need custom chips/tuning.
10120704	60104	2200 - 6400	.504"/.525"	233/241	276/284	110/106	Hyd/Hyd	Hot street cam, likes 2800 converter, hi-rise type dual plane intake with 750 CFM carb, headers, 10:1 compression and 3.73 gears. Likes up to 200 HP nitrous.
10120705	60105	2500 - 6600	.525"/.546"	241/249	284/292	110/106	Hyd/Hyd	Designed for very hot street/bracket race applications, this cam requires a minimum of 10.5:1 compression, 4.11 gearing and 3500 RPM stall converter. Works with up to 250 HP nitrous, and pulls very hard past 6500 RPM when coupled with the correct parts.



CHEVROLET SMALL BLOCK V8 262-400 1955-PRESENT

HYDRAULIC FLAT TAPPET

CAMSHAFTS

LIFTERS

VALVE SPRINGS

ROCKER ARMS

PUSHRODS

TIMING SETS

MISCELLANEOUS

	Cam and Lifter Kit	Complete Kit	Lifters	Springs	Retainers	Locks	Valve Spring Kit	Valve Seals	Timing Set	Pushrods	Rocker Arms
	10120700LK	10120700K	71817PR-16 71817-16	73943-16 74818-16	75742-16 75787-16	77003-16	73943K1 74818K2	78501-16	94200 93117	81134-16 5064-16	85035-16 ⁷ 15300-16⁷
	10120701LK	10120701K	71817PR-16 71817-16	73943-16 74818-16	75742-16 75787-16	77003-16	73943K1 74818K2	78501-16	94200 93117	81134-16 5064-16	85035-16 ⁷ 15300-16⁷
	10120702LK	10120702K	71817PR-16 71817-16	73943-16 74818-16	75742-16 75787-16	77003-16	73943K1 74818K2	78501-16	94200 93117	81134-16 5064-16	85035-16 ⁷ 15300-16⁷
	10120703LK	10120703K	71817PR-16 71817-16	73943-16 74818-16	75742-16 75787-16	77003-16	73943K1 74818K2	78501-16	94200 93117	81134-16 5064-16	85035-16 ⁷ 15300-16⁷
	10120704LK	10120704K	71817G-16	73100-16 ¹ 74818-16	75740-16 75595-16	77111-16	73100K2 ¹ 74818K5	78503-16 ¹	94200 93117	5064-16 7064-16	15300-16 ⁷
	10120705LK	10120705K	71817G-16	73100-16 ¹ 74818-16	75740-16 75595-16	77111-16	73100K2 ¹ 74818K5	78503-16 ¹	94200 93117	5064-16 7064-16	15300-16 ⁷

NOTE: Part numbers in **BLUE** represent product upgrade

Master Footnote Listing is located on page 2 of this catalog

CHEVROLET SMALL BLOCK V8 262-400 1955-PRESENT

HYDRAULIC FLAT TAPPET

Supercharger/Nitrous: These Lunati cams are specifically designed to get the most power out of supercharged and nitrous power adders. By adding exhaust duration through wider lobe separation, these application specific cams increase RPM where needed without sacrificing peak power.

Cam Part #	Pre-2011 Cam #	RPM Range	Valve Lift W/ 1.5 RR IN/EX	Duration @ .050" IN/EX	Advertised Duration IN/EX	LSA/ICL	Valve Lash IN/EX	Description
10120805	01005	2000 - 5500	.447"/.447"	223/223	290/290	114/111	Hyd/Hyd	Excellent cam for a truck with stock engine mounting a supercharger.
10120811	30111	2000 - 5500	.465"/.490"	220/230	270/280	110/106	Hyd/Hyd	Great off road performance and high performance street use. Needs 2000 RPM stall converter, headers and gearing. Works well with 50-125 HP nitrous. Good idle.
10120812	30112	2200 - 5600	.477"/.507"	225/235	275/285	110/106	Hyd/Hyd	Perfect for daily high performance street/strip car. Needs 2500 RPM stall converter, headers and gearing. Likes nitrous. Good idle.
10120806	01006	2200 - 6000	.488"/.509"	234/244	303/313	112/107	Hyd/Hyd	Great cam for street rod with well built 350-400 c.i. motors. Decent idle.
10120813	30113	2500 - 6200	.489"/.520"	230/240	280/290	110/106	Hyd/Hyd	Works well with 2500 RPM stall converter, headers and 4.10 gearing. Great with nitrous. Fair idle.
10120807	01007	2600 - 6500	.509"/.533"	244/254	313/328	112/107	Hyd/Hyd	Very good for a large c.i. motor running a lot of boost. Lopey idle.
10120814	30114	3200 - 6500	.507"/.534"	235/245	285/295	110/106	Hyd/Hyd	Good high performance cam for mild bracket race car. Likes nitrous. Fair idle.

Drag Race: The Lunati Drag Race Cams are available for a wide range of racing applications from Sportsman to Pro. These camshafts produce unmatched torque for launching the vehicle off the starting line and maximum horsepower for a strong finish. Custom grinds are also available.

10120908	30108	3200 - 6500	.485"/.485"	241/241	310/310	106/102	Hyd/Hyd	Good in Pro Street car with stock rocker arms. Needs 3000-3500 RPM stall converter, headers, 10:1 compression ratio, 4.10 gearing and increased carburetion. Rough idle.
10120933	301B3	3400 - 6600	.485"/.507"	231/239	288/296	108/102	Hyd/Hyd	Excellent street/strip and oval track high performance cam. Needs 3500-4000 RPM stall converter, headers, 9.5:1+ compression and 3.73+ gearing. Rough idle.
10120909	30109	3400 - 6800	.510"/.528"	244/254	304/312	106/102	Hyd/Hyd	Good bracket race cam. Needs 3500-4000 RPM stall converter, headers, 11:1 compression ratio, 4.10 minimum gearing and increased carburetion. Rough idle.
10120916	30116	3500 - 7000	.534"/.540"	245/255	295/305	106/102	Hyd/Hyd	Good high tech design for performance use. Needs 3500-4000 RPM stall converter, headers, 10:1 compression ratio and 4.10 gearing. Rough idle.
10120925	301B5	3800 - 6800	.507"/.530"	239/247	296/304	106/100	Hyd/Hyd	Good bracket race or oval track cam for 3/8-5/8 mile tracks. Needs 4000 RPM stall converter, headers, 10:1+ compression and 4.10+ gearing. Low vacuum. Very rough idle.

CAMSHAFTS

LIFTERS

VALVE SPRINGS

ROCKER ARMS

PUSHRODS

TIMING SETS

MISCELLANEOUS



CHEVROLET SMALL BLOCK V8 262-400 1955-PRESENT

HYDRAULIC FLAT TAPPET

CAMSHAFTS

LIFTERS

VALVE SPRINGS

ROCKER ARMS

PUSHRODS

TIMING SETS

MISCELLANEOUS

	Cam and Lifter Kit	Complete Kit	Lifters	Springs	Retainers	Locks	Valve Spring Kit	Valve Seals	Timing Set	Pushrods	Rocker Arms
	10120805LK	10120805K	71817PR-16 71817-16	73943-16 74818-16	75742-16 75787-16	77003-16	73943K1 74818K2	78501-16	94200 93117	81134-16 5064-16	15300-16 ⁷ 15305-16⁷
	10120811LK	10120811K	71817PR-16 71817-16	73943-16 74818-16	75742-16 75787-16	77003-16	73943K1 74818K2	78501-16	94200 93117	81134-16 5064-16	15300-16 15305-16⁷
	10120812LK	10120812K	71817PR-16 71817-16	73943-16 74818-16	75742-16 75787-16	77003-16	73943K1 74818K2	78501-16	94200 93117	81134-16 5064-16	15300-16 15305-16⁷
	10120806LK	10120806K	71817PR-16 71817-16	73100-16 74818-16	75740-16 ¹ 75595-16	77111-16	73100K2 ¹ 74818K5	78503-16 ¹	94200 93117	5064-16 7064-16	15300-16 ⁷ 15305-16⁷
	10120813LK	10120813K	71817PR-16 71817-16	73100-16 74818-16	75740-16 ¹ 75595-16	77111-16	73100K2 ¹ 74818K5	78503-16 ¹	94200 93117	5064-16 7064-16	15300-16 ⁷ 15305-16⁷
	10120807LK	10120807K	71817PR-16 71817-16	73100-16 74818-16	75740-16 ¹ 75595-16	77111-16	73100K2 ¹ 74818K5	78503-16 ¹	94200 93117	5064-16 7064-16	15300-16 ⁷ 15305-16⁷
	10120814LK	10120814K	71817PR-16 71817-16	73100-16 74818-16	75740-16 ¹ 75595-16	77111-16	73100K2 ¹ 74818K5	78503-16 ¹	94200 93117	5064-16 7064-16	15300-16 ⁷ 15305-16⁷
	N/A	N/A	71817G-16	73100-16 ¹ 74818-16	75740-16 75595-16	77111-16	73100K2 ¹ 74818K5	78503-16 ¹	93117 95100	5064-16 7064-16	15305-16 ⁷
	N/A	N/A	71817G-16	73100-16 ¹ 74818-16	75740-16 75595-16	77111-16	73100K2 ¹ 74818K5	78503-16 ¹	93117 95100	5064-16 7064-16	15305-16 ⁷
	N/A	N/A	71817G-16	73100-16 ¹ 74818-16	75740-16 75595-16	77111-16	73100K2 ¹ 74818K5	78503-16 ¹	93117 95100	5064-16 7064-16	15305-16 ⁷
	N/A	N/A	71817G-16	73100-16 ¹ 74818-16	75740-16 75595-16	77111-16	73100K2 ¹ 74818K5	78503-16 ¹	93117 95100	5064-16 7064-16	15305-16 ⁷
	N/A	N/A	71817G-16	73100-16 ¹ 74818-16	75740-16 75595-16	77111-16	73100K2 ¹ 74818K5	78503-16 ¹	93117 95100	5064-16 7064-16	15305-16 ⁷

Drag Race Cams Chart Continued On Following Page →

NOTE: Part numbers in **BLUE** represent product upgrade

Master Footnote Listing is located on page 2 of this catalog

CHEVROLET SMALL BLOCK V8 262-400 1955-PRESENT

HYDRAULIC FLAT TAPPET

Drag Race: The Lunati Drag Race Cams are available for a wide range of racing applications from Sportsman to Pro. These camshafts produce unmatched torque for launching the vehicle off the starting line and maximum horsepower for a strong finish. Custom grinds are also available.

Cam Part #	Pre-2011 Cam #	RPM Range	Valve Lift W/ 1.5 RR IN/EX	Duration @ .050" IN/EX	Advertised Duration IN/EX	LSA/ICL	Valve Lash IN/EX	Description
10120917	30117	4000 - 7000	.540"/.540"	250/260	300/310	106/102	Hyd/Hyd	Good for bracket car running mild compression ratio. Needs 4000 RPM stall converter, headers, 9.5:1+ compression ratio and 4.10+ gearing. Rough idle.
10120919	30119	4000 - 7000	.540"/.540"	255/255	305/305	106/102	Hyd/Hyd	Good for bracket car with 355-406 c.i. motors. Needs 4000-4500 RPM stall converter, headers, 10.5:1 compression ratio and 4.56 gearing. Rough idle.
10120920	30120	4400 - 7000	.540"/.540"	265/265	315/315	106/102	Hyd/Hyd	Excellent for bracket race applications. Needs 4500 RPM stall converter, headers, 11:1+ compression ratio and 4.56 gearing+. Good for 1 or 2 carburetor applications. Rough idle.
10120915	30115	3200 - 6600	.520"/.540"	240/250	290/300	106/102	Hyd/Hyd	Good in Pro Street or bracket race car. Needs 3500 RPM stall converter, headers, 10:1 compression ratio minimum and 4.10 minimum gearing. Rough idle.

Oval Track: The Oval Track Cam series from Lunati is designed to pull hard off the corner and have a broad powerband to accelerate down the straights. The right fit for pavement or dirt, these camshafts give you the power and control that you need. Custom grinds are also available.

10120906	30106	2800 - 6200	.488"/.488"	234/234	300/300	110/106	Hyd/Hyd	Good cam for oval track Limited Late Model/Hobby Stock with no lift rule. Fair idle.
10120923	30123	2800 - 6300	.507"/.520"	235/240	285/290	106/102	Hyd/Hyd	Good cam for oval track 2 bbl carburetor classes with 355-377 c.i. motors. Rough idle.
10120921	30121	3000 - 6500	.520"/.520"	240/240	290/290	106/102	Hyd/Hyd	Good cam for oval track asphalt hobby class cars with 2 bbl carburetor. Rough idle.

Oval Track Lift Rule: The Oval Track Cam series from Lunati is designed to pull hard off the corner and have a broad powerband to accelerate down the straights. The right fit for pavement or dirt, these camshafts will give you the power and control that you need. Custom grinds are also available.

10120930	30130	2500 - 6200	.425"/.425"	232/236	288/292	106/102	Hyd/Hyd	Good cam for Limited Late Model with 2 bbl carburetor requiring .425" maximum lift. Fair idle.
10120935	30135	2600 - 6000	.450"/.450"	236/236	310/310	106/102	Hyd/Hyd	Excellent cam for factory stock/pure stock classes requiring .450" maximum lift. Rough idle.
10120936	30136	2600 - 6200	.475"/.475"	238/238	289/289	106/102	Hyd/Hyd	Excellent cam for oval track applications using a 2 bbl carburetor requiring .475" maximum lift. Rough idle.
10120932	30132	2600 - 6300	.390"/.410"	232/236	282/291	106/102	Hyd/Hyd	Good cam for oval track applications requiring .390"/.410" lift rule. Fair idle.
10120931	301B1	3200 - 6500	.468"/.468"	233/241	282/290	106/100	Hyd/Hyd	Good cam for oval track applications with 350-400 c.i. motors requiring .475" maximum lift. Rough idle.
10120924	301B4	3500 - 6400	.448"/.448"	235/235	290/290	106/100	Hyd/Hyd	Good cam for 1/4-3/8 mile oval track applications requiring .450" maximum lift. Rough idle.

CAMSHAFTS

LIFTERS

VALVE SPRINGS

ROCKER ARMS

PUSHRODS

TIMING SETS

MISCELLANEOUS



CHEVROLET SMALL BLOCK V8 262-400 1955-PRESENT

HYDRAULIC FLAT TAPPET

CAMSHAFTS

LIFTERS

VALVE SPRINGS

ROCKER ARMS

PUSHRODS

TIMING SETS

MISCELLANEOUS

Cam and Lifter Kit	Complete Kit	Lifters	Springs	Retainers	Locks	Valve Spring Kit	Valve Seals	Timing Set	Pushrods	Rocker Arms
N/A	N/A	71817G-16	73100-16 ¹ 74818-16	75740-16 75595-16	77111-16	73100K2 ¹ 74818K5	78503-16 ¹	93117 95100	5064-16 7064-16	15305-16 ⁷
N/A	N/A	71817G-16	73100-16 74818-16	75740-16 75595-16	77111-16	73100K2 ¹ 74818K5	78503-16 ¹	93117 95100	5064-16 7064-16	15305-16 ⁷
N/A	N/A	71817G-16	73100-16 ¹ 74818-16	75740-16 75595-16	77111-16	73100K2 ¹ 74818K5	78503-16 ¹	93117 95100	5064-16 7064-16	15305-16 ⁷
N/A	N/A	71817G-16	73100-16 ¹ 74818-16	75740-16 75595-16	77111-16	73100K2 ¹ 74818K5	78503-16 ¹	93117 95100	5064-16 7064-16	15305-16 ⁷
N/A	N/A	71817G-16	73100-16 74818-16	75740-16 ¹ 75595-16	77111-16	73100K2 ¹ 74818K5	78503-16 ¹	93117 95100	5064-16 7064-16	15305-16 ⁷
N/A	N/A	71817G-16	73100-16 74818-16	75740-16 ¹ 75595-16	77111-16	73100K2 ¹ 74818K5	78503-16 ¹	93117 95100	5064-16 7064-16	15305-16 ⁷
N/A	N/A	71817G-16	73943-16 74818-16	75742-16 75595-16	77048-16 77111-16	73943K3 74818K5	78503-16 ¹	93117 95100	5064-16 7064-16	15305-16 ⁷
N/A	N/A	71817G-16	73943-16 74818-16	75742-16 75595-16	77048-16 77111-16	73943K3 74818K5	78503-16 ¹	93117 95100	5064-16 7064-16	15305-16 ⁷
N/A	N/A	71817G-16	73943-16 74818-16	75742-16 75595-16	77048-16 77111-16	73943K3 74818K5	78503-16 ¹	93117 95100	5064-16 7064-16	15305-16 ⁷
N/A	N/A	71817G-16	73943-16 74818-16	75742-16 75595-16	77048-16 77111-16	73943K3 74818K5	78503-16 ¹	93117 95100	5064-16 7064-16	15305-16 ⁷
N/A	N/A	71817G-16	73943-16 74818-16	75742-16 75595-16	77048-16 77111-16	73943K3 74818K5	78503-16 ¹	93117 95100	5064-16 7064-16	15305-16 ⁷

NOTE: Part numbers in **BLUE** represent product upgrade

Master Footnote Listing is located on page 2 of this catalog

CHEVROLET SMALL BLOCK V8 262-400 1955-PRESENT

HYDRAULIC FLAT TAPPET

Factory Performance: These camshafts are Lunati's versions of OEM performance camshafts. They are designed for the individual who wants an exact factory replacement for their car when doing a restoration.

Cam Part #	Pre-2011 Cam #	RPM Range	Valve Lift W/ 1.5 RR IN/EX	Duration @ .050" IN/EX	Advertised Duration IN/EX	LSA/ICL	Valve Lash IN/EX	Description
10121001	10101	2000 - 5000	.440"/.440"	222/222	280/280	113/109	Hyd/Hyd	Lunati's version of the famous 327-350 HP cam.

HYDRAULIC ROLLER

BareBones Retro-Fit: BareBones Camshafts allow you to get an upgrade in horsepower without killing your budget. A good fit for mild race, street and off-road applications, the BareBones line has a modern asymmetrical lobe design that offers improved throttle response and acceleration.

Cam Part #	Pre-2011 Cam #	RPM Range	Valve Lift W/ 1.5 RR IN/EX	Duration @ .050" IN/EX	Advertised Duration IN/EX	LSA/ICL	Valve Lash IN/EX	Description
20120120 ¹⁰	10020 ¹⁰	1800 - 5800	.503"/.503"	218/228	276/286	112/108	Hyd/Hyd	Fair idle, great low to mid range power fo daily usage.
20120121 ¹⁰	10021 ¹⁰	2000 - 6400	.507"/.507"	232/242	278/288	112/108	Hyd/Hyd	Rough idle, excellent mid range and upper RPM power. Likes 2200 RPM stall converter.

Street Master Retro-Fit: Street Master Cams are specifically designed for Hot Pro Street cars and some bracket applications. These camshafts are computer designed to take advantage of maximum area under the curve without destroying valvetrain components.

20120311 ¹⁰	501A1 ¹⁰	Idle - 4800	.447"/.447"	206/216	272/282	112/108	Hyd/Hyd	Works with stock engine components. Good power increases across the RPM band. Excellent idle.
20120312 ¹⁰	501A2 ¹⁰	Idle - 5000	.492"/.492"	210/218	276/284	112/106	Hyd/Hyd	Stage 1 cam, works in 262-350 c.i. motors. Good power increases in low and mid range. Good idle and vacuum.
20120313 ¹⁰	501A3 ¹⁰	Idle - 5500	.492"/.492"	218/218	284/284	112/106	Hyd/Hyd	Largest cam recommended for power brakes. Stage 2 cam, excellent street performance and off road use. Good idle.
20120314 ¹⁰	501A4 ¹⁰	2000 - 5800	.530"/.530"	226/234	280/288	112/106	Hyd/Hyd	Good cam for 350-400 c.i. motors with aftermarket chip. 2500 RPM stall converter, 3.55 gearing or better, headers and increased compression recommended. Works with nitrous.
20120315 ¹⁰	501A5 ¹⁰	2200 - 6200	.530"/.530"	230/238	284/292	110/104	Hyd/Hyd	Largest cam for 9:1 compression engine. 2800 RPM stall converter or 4-speed transmission recommended. Needs aftermarket chip, headers and 3.73+ gearing. Lopey idle.
20120316 ¹⁰	501A6 ¹⁰	2500 - 6500	.530"/.530"	234/242	288/296	110/104	Hyd/Hyd	Hot street/strip cam for 350-400 c.i. motors. Needs 10:1 compression ratio, modified TPI, aftermarket computer chip and 3000 RPM stall converter. Works well with 750 CFM carburetor. Lopey idle.

CAMSHAFTS

LIFTERS

VALVE SPRINGS

ROCKER ARMS

PUSHRODS

TIMING SETS

MISCELLANEOUS



CHEVROLET SMALL BLOCK V8 262-400 1955-PRESENT

HYDRAULIC FLAT TAPPET

Cam and Lifter Kit	Complete Kit	Lifters	Springs	Retainers	Locks	Valve Spring Kit	Valve Seals	Timing Set	Pushrods	Rocker Arms
10121001LK	10121001KIT	71817PR-16 71817-16	73943-16 74818-16	75742-16 75787-16	77003-16	73943K1 74818K2	78501-16	94200 93117	81134-16 5064-16	85035-16 ⁷ 15300-16⁷

HYDRAULIC ROLLER

Cam and Lifter Kit	Complete Kit	Lifters	Springs	Retainers	Locks	Valve Spring Kit	Valve Seals	Timing Set	Pushrods	Rocker Arms
20120120LK ¹⁰	20120120K ¹⁰	72330-16 72430-16	73943-16 74818-16	75742-16 75787-16	77003-16	73943K1 74818K2	78501-16	95100 ¹¹	80132-16 5044-16	85035-16 ⁷ 15300-16⁷
20120120LK ¹⁰	20120121K ¹⁰	72330-16 72430-16	73943-16 74818-16	75742-16 75787-16	77003-16	73943K1 74818K2	78501-16	95100 ¹¹	80132-16 5044-16	85035-16 15300-16

20120311LK ¹⁰	20120311K ¹⁰	72330-16 72430-16	73943-16 74818-16	75742-16 75595-16	77003-16 77111-16	73943K1 74818K5	78501-16 78503-16¹	94200 95100¹¹	5044-16 7044-16	15300-16 ⁷ 15305-16⁷
20120312LK ¹⁰	20120312K ¹⁰	72330-16 72430-16	73943-16 74818-16	75742-16 75595-16	77003-16 77111-16	73943K1 74818K5	78501-16 78503-16¹	94200 95100¹¹	5044-16 7044-16	15300-16 ⁷ 15305-16⁷
20120313LK ¹⁰	20120313K ¹⁰	72330-16 72430-16	73943-16 74818-16	75742-16 75595-16	77003-16 77111-16	73943K1 74818K5	78501-16 78503-16¹	94200 95100¹¹	5044-16 7044-16	15300-16 ⁷ 15305-16⁷

20120314LK ¹⁰	20120314K ¹⁰	72330-16 72430-16	73943-16 74818-16	75742-16 75595-16	77003-16 77111-16	73943K1 74818K5	78501-16 78503-16¹	94200 95100¹¹	5044-16 7044-16	15300-16 ⁷ 15305-16⁷
20120315LK ¹⁰	20120315K ¹⁰	72430-16 72530-16	73100-16 ¹ 74818-16	75740-16 75595-16	77111-16	73100K2 ¹ 74818K5	78503-16 ¹	94200 95100¹¹	5044-16 7044-16	15300-16 ⁷ 15305-16⁷

20120316LK ¹⁰	20120316K ¹⁰	72430-16 72530-16	73100-16 ¹ 74818-16	75740-16 75595-16	77111-16	73100K2 ¹ 74818K5	78503-16 ¹	94200 95100¹¹	5044-16 7044-16	15300-16 ⁷ 15305-16⁷
--------------------------	-------------------------	-----------------------------	------------------------------------------	-----------------------------	----------	----------------------------------------	-----------------------	------------------------------------	---------------------------	------------------------------------------------------

- CAMSHAFTS
- LIFTERS
- VALVE SPRINGS
- ROCKER ARMS
- PUSHRODS
- TIMING SETS
- MISCELLANEOUS

NOTE: Part numbers in **BLUE** represent product upgrade

Master Footnote Listing is located on page 2 of this catalog

CHEVROLET SMALL BLOCK V8 262-400 1955-PRESENT

HYDRAULIC ROLLER

EFI Compatible Retro-Fit: Lunati's EFI Cams are specifically designed to extend the RPM powerband of computer controlled performance based motors. These cams for electronic fuel injected engines produce better torque, throttle response and vacuum signal. The EFI cams will work with most factory fuel injection systems. However some may require both fuel injection and computer upgrades.

Cam Part #	Pre-2011 Cam #	RPM Range	Valve Lift W/ 1.5 RR IN/EX	Duration @ .050" IN/EX	Advertised Duration IN/EX	LSA/ICL	Valve Lash IN/EX	Description
20120678 ¹⁰	50178 ¹⁰	1200 - 4500	.469"/.489"	206/215	258/268	112/108	Hyd/Hyd	Great high performance street cam with stock stall converter and factory EFI.
20120642 ¹⁰	50142 ¹⁰	1500 - 5200	.416"/.447"	209/213	270/279	112/108	Hyd/Hyd	For daily performance use and efficiency. Improved low end response and mid range torque and HP over OEM cam. Good idle.
20120679 ¹⁰	50179 ¹⁰	1600 - 5600	.489"/.489"	215/224	268/279	112/108	Hyd/Hyd	Great high performance street cam with stock stall converter and factory EFI. Good idle.
20120643 ¹⁰	50143 ¹⁰	1800 - 6000	.471"/.480"	219/227	287/298	112/108	Hyd/Hyd	For daily performance use. Works with factory fuel injection that has aftermarket computer chip modification. Good idle.
20120656 ¹⁰	50156 ¹⁰	2000 - 6500	.510"/.525"	232/242	290/300	110/106	Hyd/Hyd	Great high performance cam for use with aftermarket computer and modified factory fuel injection. Lopey idle.
<p>Voodoo Retro-Fit: Lunati's Voodoo series of camshafts deliver more area under the curve than any other series of camshafts. This means more throttle response, quicker acceleration, more vacuum and better efficiency. These factors, combined with maximum horsepower and torque, make Voodoo camshafts the perfect choice for a wide range of high performance applications.</p>								
20120710 ¹⁰	60110 ¹⁰	1600 - 5600	.507"/.515"	211/219	262/270	112/106	Hyd/Hyd	Excellent choice for stock to mildly modified engines, works well with OEM style injection, great inboard/outboard marine cam for economy and skiing. Good mileage and torque increase.
20120711 ¹⁰	60111 ¹⁰	1800 - 6000	.515"/.530"	219/227	270/278	112/106	Hyd/Hyd	Strong power increase in mildly modified engines with excellent throttle response. Will work with stock converter in 383-up c.i.. Likes 2000 RPM converter in 350 or less c.i. applications. Likes 3.23-3.73 gearing. Largest choice for inboard/outboard marine applications. Has noticeable idle and likes headers.
20120712 ¹⁰	60112 ¹⁰	2400 - 6400	.535"/.550"	231/239	282/290	110/106	Hyd/Hyd	Great street machine cam. Likes up-graded intake, carb and headers. Needs 9.5:1 compression minimum. Requires 2500 RPM stall converter in most applications and needs 3.42+ gearing.
20120713 ¹⁰	60113 ¹⁰	2800 - 6800	.560"/.565"	243/251	294/302	110/106	Hyd/Hyd	Serious street and bracket race cam. Needs 10.5:1 compression. Makes unequalled power above 3500 RPM. Works well with moderate amounts of nitrous or small supercharger.

CAMSHAFTS

LIFTERS

VALVE SPRINGS

ROCKER ARMS

PUSHRODS

TIMING SETS

MISCELLANEOUS



CHEVROLET SMALL BLOCK V8 262-400 1955-PRESENT

HYDRAULIC ROLLER

CAMSHAFTS

LIFTERS

VALVE SPRINGS

ROCKER ARMS

PUSHRODS

TIMING SETS

MISCELLANEOUS

	Cam and Lifter Kit	Complete Kit	Lifters	Springs	Retainers	Locks	Valve Spring Kit	Valve Seals	Timing Set	Pushrods	Rocker Arms
	20120678LK ¹⁰	20120678K ¹⁰	72330-16 72430-16	73943-16 74818-16	75742-16 75595-16	77003-16 77111-16	73943K1 74818K5	78501-16 78503-16¹	94200 95100¹¹	5044-16 7044-16	15300-16 ⁷ 15305-16⁷
	20120642LK ¹⁰	20120642K ¹⁰	72330-16 72430-16	73943-16 74818-16	75742-16 75595-16	77003-16 77111-16	73943K1 74818K5	78501-16 78503-16¹	94200 95100¹¹	5044-16 7044-16	15300-16 ⁷ 15305-16⁷
	20120679LK ¹⁰	20120679K ¹⁰	72330-16 72430-16	73943-16 74818-16	75742-16 75595-16	77003-16 77111-16	73943K1 74818K5	78501-16 78503-16¹	94200 95100¹¹	5044-16 7044-16	15300-16 ⁷ 15305-16⁷
	20120643LK ¹⁰	20120643K ¹⁰	72330-16 72430-16	73943-16 74818-16	75742-16 75595-16	77003-16 77111-16	73943K1 74818K5	78501-16 78503-16¹	94200 95100¹¹	5044-16 7044-16	15300-16 ⁷ 15305-16⁷
	20120656LK ¹⁰	20120656K ¹⁰	72330-16 72430-16	73943-16 74818-16	75742-16 75595-16	77003-16 77111-16	73943K1 74818K5	78501-16 78503-16¹	94200 95100¹¹	5044-16 7044-16	15300-16 ⁷ 15305-16⁷
	20120710LK ¹⁰	20120710K ¹⁰	72330-16 72430-16	73943-16 74818-16	75742-16 75595-16	77003-16 77111-16	73943K1 74818K5	78501-16 78503-16¹	94200 95100¹¹	5044-16 7044-16	15300-16 ⁷ 15305-16⁷
	20120711LK ¹⁰	20120711K ¹⁰	72330-16 72430-16	73943-16 74818-16	75742-16 75595-16	77003-16 77111-16	73943K1 74818K5	78501-16 78503-16¹	94200 95100¹¹	5044-16 7044-16	15300-16 ⁷ 15305-16⁷
	20120712LK ¹⁰	20120712K ¹⁰	72430-16 72530-16	73100-16 ¹ 74886-16	75740-16 75595-16	77111-16	73100K2 ¹ 74818K5	78503-16 ¹	94200 95100¹¹	5044-16 7044-16	15300-16 ⁷ 15305-16⁷
	20120713LK ¹⁰	20120713K ¹⁰	72430-16 72530-16	73100-16 ¹ 74886-16	75740-16 75595-16	77111-16	73100K2 74818K5	78503-16 ¹	94200 95100¹¹	5044-16 7044-16	15300-16 ⁷ 15305-16⁷

NOTE: Part numbers in BLUE represent product upgrade

Master Footnote Listing is located on page 2 of this catalog

CHEVROLET SMALL BLOCK V8 262-400 1955-PRESENT

HYDRAULIC ROLLER

Supercharger/Nitrous: These Lunati cams are specifically designed to get the most power out of supercharged and nitrous power adders. By adding exhaust duration through wider lobe separation, these application specific cams increase RPM where needed without sacrificing peak power.

Cam Part #	Pre-2011 Cam #	RPM Range	Valve Lift W/ 1.5 RR IN/EX	Duration @ .050" IN/EX	Advertised Duration IN/EX	LSA/ICL	Valve Lash IN/EX	Description
20120860 ¹⁰	50160 ¹⁰	1500 - 5300	.447"/.471"	213/219	279/287	112/108	Hyd/Hyd	Has greatly improved power and torque over stock cam. Good idle.
20120855 ¹⁰	50155 ¹⁰	1500 - 5500	.489"/.503"	215/218	268/275	115/111	Hyd/Hyd	Improved mid range torque and HP. Good idle and street performance.
20120843 ¹⁰	50143 ¹⁰	1800 - 6000	.471"/.480"	219/227	287/298	112/108	Hyd/Hyd	Great daily performance use. Works with factory fuel injection and aftermarket computer chip. Works well with 50-125 HP nitrous. Good idle.
20120861 ¹⁰	50161 ¹⁰	2000 - 6400	.478"/.480"	227/234	298/286	112/108	Hyd/Hyd	Good for high performance street use. Good increase in mid and upper RPM torque and HP. Fair idle.
20120856 ¹⁰	50156 ¹⁰	2000 - 6500	.510"/.525"	232/242	290/300	110/106	Hyd/Hyd	Good for high performance street/strip use. Works with aftermarket computer and modified factory fuel injection. Needs 2200-2500 RPM stall converter, headers, increased compression ratio and 3.73 gearing. Great with nitrous. Fair idle.
20120862 ¹⁰	50162 ¹⁰	2200 - 6800	.525"/.540"	242/252	300/310	110/106	Hyd/Hyd	Good high performance cam for mild bracket race car. Works with larger c.i. motors needing maximum performance. Needs 2500-2800 RPM stall converter, headers, increased compression ratio and 3.90 gearing. Great with nitrous. Lopey idle.

SOLID FLAT TAPPET

BareBones: BareBones Camshafts allow you to get an upgrade in horsepower without killing your budget. A good fit for mild race, street and off road applications, the BareBones line has a modern asymmetrical lobe design that offers improved throttle response and acceleration.

Cam Part #	Pre-2011 Cam #	RPM Range	Valve Lift W/ 1.5 RR IN/EX	Duration @ .050" IN/EX	Advertised Duration IN/EX	LSA/ICL	Valve Lash IN/EX	Description
30120110	10010	3500 - 6500	.543"/.561"	249/259	288/298	106/102	.018"/.020"	Good bracket race or oval track cam with good mid range and upper RPM torque and HP. Needs 3500-3800 RPM stall converter, headers, 10:1+ compression ratio and 4.10 gearing. Rough idle.
30120301	08101	3500 - 7000	.528"/.534"	248/259	282/298	106/102	.020"/.022"	Pro Street type cam. Works well in oval track applications. Extra compression needed, headers and gearing. 3500-4000 RPM stall converter recommended.
30120303	8103	3600 - 7200	.533"/.553"	250/260	285/295	106/102	.028"/.030"	Pro Street type cam. Works well in oval track applications. Extra compression needed, headers and gearing. 4000 RPM stall converter recommended.

Street Master: Street Master Cams are specifically designed for Hot Pro Street cars and some bracket applications. These camshafts are computer designed to take advantage of maximum area under the curve without destroying valvetrain components.

CAMSHAFTS

LIFTERS

VALVE SPRINGS

ROCKER ARMS

PUSHRODS

TIMING SETS

MISCELLANEOUS



CHEVROLET SMALL BLOCK V8 262-400 1955-PRESENT

HYDRAULIC ROLLER

CAMSHAFTS

LIFTERS

VALVE SPRINGS

ROCKER ARMS

PUSHRODS

TIMING SETS

MISCELLANEOUS

Cam and Lifter Kit	Complete Kit	Lifters	Springs	Retainers	Locks	Valve Spring Kit	Valve Seals	Timing Set	Pushrods	Rocker Arms
20120860LK ¹⁰	20120860K ¹⁰	72430-16 72530-16	73100-16 74818-16	75742-16 75595-16	77111-16	73100K2 ¹ 74818K5	78501-16 78503-16¹	94200 95100¹¹	5044-16 7044-16	15300-16 ⁷ 15305-16⁷
20120855LK ¹⁰	20120855K ¹⁰	72430-16 72530-16	73100-16 74818-16	75742-16 75595-16	77111-16	73100K2 ¹ 74818K5	78501-16 78503-16¹	94200 95100¹¹	5044-16 7044-16	15300-16 ⁷ 15305-16⁷
20120843LK ¹⁰	20120843K ¹⁰	72430-16 72530-16	73100-16 74818-16	75742-16 75595-16	77111-16	73100K2 ¹ 74818K5	78501-16 78503-16¹	94200 95100¹¹	5044-16 7044-16	15300-16 ⁷ 15305-16⁷
20120861LK ¹⁰	20120861K ¹⁰	72430-16 72530-16	73100-16 74818-16	75742-16 75595-16	77111-16	73100K2 ¹ 74818K5	78501-16 78503-16¹	94200 95100¹¹	5044-16 7044-16	15300-16 ⁷ 15305-16⁷
20120856LK ¹⁰	20120856K ¹⁰	72430-16 72530-16	73100-16 74818-16	75742-16 75595-16	77111-16	73100K2 ¹ 74818K5	78501-16 78503-16¹	94200 95100¹¹	5044-16 7044-16	15300-16 ⁷ 15305-16⁷
20120862LK ¹⁰	20120862K ¹⁰	72430-16 72530-16	73100-16 74818-16	75742-16 75595-16	77111-16	73100K2 ¹ 74818K5	78501-16 78503-16¹	94200 95100¹¹	5044-16 7044-16	15300-16 ⁷ 15305-16⁷

SOLID FLAT TAPPET

Cam and Lifter Kit	Complete Kit	Lifters	Springs	Retainers	Locks	Valve Spring Kit	Valve Seals	Timing Set	Pushrods	Rocker Arms
30120110LK	30120110K	70992-16 70984-16	73100-16 ¹ 74886-16¹	75740-16 75595-16	77111-16	73100K2 ¹ 74886K1¹	78503-16 ¹	94200 93117	5064-16 7064-16	15300-16 ⁷ 15305-16⁷
30120301LK	30120301K	70992-16 70984-16	73100-16 ¹ 74886-16¹	75740-16 75595-16	77111-16	73100K2 ¹ 74886K1¹	78503-16 ¹	94200 93117	5064-16 7064-16	15300-16 ⁷ 15305-16⁷
30120303LK	30120303K	70992-16 70984-16	73100-16 ¹ 74886-16¹	75740-16 75595-16	77111-16	73100K2 ¹ 74886K1¹	78503-16 ¹	94200 93117	5064-16 7064-16	15300-16 ⁷ 15305-16⁷

NOTE: Part numbers in **BLUE** represent product upgrade

Master Footnote Listing is located on page 2 of this catalog

CHEVROLET SMALL BLOCK V8 262-400 1955-PRESENT

SOLID FLAT TAPPET

Bracket Master: The Bracket Master Camshafts are the best choice for some high performance street machines and mild performance bracket racing applications. They provide excellent power over a broad power band and give that lopey idle that is so popular.

Cam Part #	Pre-2011 Cam #	RPM Range	Valve Lift W/ 1.5 RR IN/EX	Duration @ .050" IN/EX	Advertised Duration IN/EX	LSA/ICL	Valve Lash IN/EX	Description
30120413	00013	2500 - 6500	.500"/.515"	256/270	300/310	112/108	.028"/.030"	Solid lifter performance street cam. Needs headers, gearing, increased compression ratio and 3000-3500 RPM stall converter. Works well with nitrous. Fair idle.
<p>Street/Strip: These cams produce excellent power in mild to higher performance street and strip applications when moderate engine modifications have been made with proper gearing.</p>								
30120523	401A3	2000 - 6500	.485"/.503"	238/248	272/282	112/108	.020"/.022"	Excellent street/strip cam which will work as daily driver, very responsive. Needs 2400 RPM stall converter, headers, 10:1 compression ratio and 3.55+ or gearing. Fair idle.
30120516	401A6	2500 - 6800	.518"/.530"	243/251	276/284	110/104	.026"/.026"	Excellent Pro Street cam for 355-400 c.i. motors. Needs 2500-3000 RPM stall converter, headers, 10:1 compression ratio and 3.73+ gearing. Fair idle.
30120521	401B1	2800 - 7000	.525"/.540"	247/255	280/288	106/100	.026"/.026"	Good Pro Street or Limited Sportsman cam for 355-406 c.i. motors. Needs 2800-3500 RPM stall converter, headers, 10:1+ compression ratio and 4.10 gearing. Rough idle.
30120534	40134	3000 - 6500	.517"/.543"	239/249	278/288	106/102	.018"/.020"	Good high performance street and mild bracket race cam. Needs 3000-3500 RPM stall converter, headers, 10:1 compression ratio and 3.73+ gearing. Fair idle.
30120535	40135	3200 - 6800	.532"/.552"	244/254	283/293	106/102	.018"/.020"	Good bracket race or oval track cam with good mid range and upper RPM torque and HP. Needs 3500-3800 RPM stall converter, headers, 10:1+ compression ratio and 4.10+ gearing. Rough idle.
30120513	40113	3200 - 6800	.507"/.519"	249/259	296/306	106/102	.030"/.030"	Good overall power in 327-400 c.i. Pro Street or oval track applications. Needs 3500-3800 RPM stall converter, headers, 10.5:1+ compression ratio and 4.10+ gearing. Rough idle.
30120528	401B8	3500 - 7500	.540"/.556"	255/263	288/296	105/99	.026"/.026"	Good Pro Street, bracket race or oval track cam for 327-406 c.i. motors. Needs 4000 RPM stall converter, headers, 10.5:1 compression ratio and 4.10+ gearing. Rough idle.
30120533	401C3	3500 - 7500	.551"/.551"	259/267	292/301	110/104	.026"/.026"	Good Pro Street or bracket race cam for 355-406 c.i. motors. Needs 3500-4000 RPM stall converter, headers, 10.5:1+ compression ratio and 4.10+ gearing. Rough idle.

CAMSHAFTS

LIFTERS

VALVE SPRINGS

ROCKER ARMS

PUSHRODS

TIMING SETS

MISCELLANEOUS



CHEVROLET SMALL BLOCK V8 262-400 1955-PRESENT

SOLID FLAT TAPPET

CAMSHAFTS

LIFTERS

VALVE SPRINGS

ROCKER ARMS

PUSHRODS

TIMING SETS

MISCELLANEOUS

Cam and Lifter Kit	Complete Kit	Lifters	Springs	Retainers	Locks	Valve Spring Kit	Valve Seals	Timing Set	Pushrods	Rocker Arms
30120413LK	30120413K	70992-16 70984-16	73100-16 ¹ 74886-16¹	75740-16 75595-16	77111-16	73100K2 ¹ 74886K1¹	78503-16 ¹	94200 93117	5064-16 7064-16	15300-16 ⁷ 15305-16⁷
30120523LK	30120523K	70992-16 70984-16	73100-16 ¹ 74886-16¹	75740-16 75595-16	77111-16	73100K2 ¹ 74886K1¹	78503-16 ¹	93117 95100¹¹	5064-16 7064-16	15300-16 ⁷ 15305-16⁷
30120516LK	30120516K	70992-16 70984-16	73100-16 ¹ 74886-16¹	75740-16 75595-16	77111-16	73100K2 ¹ 74886K1¹	78503-16 ¹	93117 95100¹¹	5064-16 7064-16	15300-16 ⁷ 15305-16⁷
30120521LK	30120521K	70992-16 70984-16	73100-16 ¹ 74886-16¹	75740-16 75595-16	77111-16	73100K2 ¹ 74886K1¹	78503-16 ¹	93117 95100¹¹	5064-16 7064-16	15300-16 ⁷ 15305-16⁷
30120534LK	30120534K	70992-16 70984-16	73100-16 ¹ 74886-16¹	75740-16 75595-16	77111-16	73100K2 ¹ 74886K1¹	78503-16 ¹	93117 95100¹¹	5064-16 7064-16	15300-16 ⁷ 15305-16⁷
30120535LK	30120535K	70992-16 70984-16	73100-16 ¹ 74886-16¹	75740-16 75595-16	77111-16	73100K2 ¹ 74886K1¹	78503-16 ¹	93117 95100¹¹	5064-16 7064-16	15300-16 ⁷ 15305-16⁷
30120513LK	30120513K	70992-16 70984-16	73100-16 ¹ 74886-16¹	75740-16 75595-16	77111-16	73100K2 ¹ 74886K1¹	78503-16 ¹	93117 95100¹¹	5064-16 7064-16	15300-16 ⁷ 15305-16⁷
30120528LK	30120528K	70992-16 70984-16	73100-16 ¹ 74886-16¹	75740-16 75595-16	77111-16	73100K2 ¹ 74886K1¹	78503-16 ¹	93117 95100¹¹	5064-16 7064-16	15300-16 ⁷ 15305-16⁷
30120533LK	30120533K	70992-16 70984-16	73100-16 ¹ 74886-16¹	75740-16 75595-16	77111-16	73100K2 ¹ 74886K1¹	78503-16 ¹	93117 95100¹¹	5064-16 7064-16	15300-16 ⁷ 15305-16⁷

NOTE: Part numbers in BLUE represent product upgrade

Master Footnote Listing is located on page 2 of this catalog

CHEVROLET SMALL BLOCK V8 262-400 1955-PRESENT

SOLID FLAT TAPPET

Street/Strip (Small Base Circle) New Tight Lash 2: These cams produce excellent power in mild to higher performance street and strip applications when moderate engine modifications have been made with proper gearing.

Cam Part #	Pre-2011 Cam #	RPM Range	Valve Lift W/ 1.5 RR IN/EX	Duration @ .050" IN/EX	Advertised Duration IN/EX	LSA/ICL	Valve Lash IN/EX	Description
30120503	NEW	2500 - 7000	.540"/.560"	247/255	276/284	108/102	.014"/.016"	327-350 c.i. engines, 2500+ RPM stall converter, 10:1+ compression ratio, 3.73+ gearing, medium to heavy car.
30120505	NEW	3000 - 7500	.560"/.590"	255/267	284/296	112/108	.014"/.016"	Nitrous 10:1+ compression, blower 9:1+ compression, 3000+ RPM stall converter, 3.70+ gears, medium weight car.
30120507	NEW	3600 - 7800	.570"/.590"	259/267	288/296	108/102	.014"/.016"	Medium to large c.i. engines, light to medium car, 11:1+ compression ratio, 4000+ RPM stall converter, upper mid to top end power.
30120508	NEW	3800 - 8000	.581"/.590"	263/267	292/296	108/102	.014"/.014"	4 bbl; needs headers, ported or aftermarket heads, 11:1+ compression, fast high bank tracks.
30120510	NEW	4200 - 8500	.590"/.600"	267/271	296/300	108/102	.014"/.014"	Needs high compression, aftermarket heads, 12:1+ compression ratio, "super" speedways.

Voodoo: Lunati's Voodoo series of camshafts deliver more area under the curve than any other series of camshafts. This means more throttle response, quicker acceleration, more vacuum and better efficiency. These factors, combined with maximum horsepower and torque, make Voodoo camshafts the perfect choice for a wide range of high performance applications.

30120740	60140	2400 - 6600	.505"/.520"	233/241	266/276	110/106	.016"/.016"	Great hot street/strip cam with excellent torque and HP from low end to high end. Needs 2500 RPM stall converter, headers, 10:1+ compression ratio and 3.55 to 3.73 gearing. Lopey idle.
30120741	60141	2600 - 6800	.520"/.540"	241/249	276/282	110/106	.016"/.016"	High performance street/mild bracket cam with good mid range to high end torque and HP. Needs 3000 RPM stall converter, headers, 10.5:1+ compression ratio and 3.73 to 3.90 gearing. Lopey idle.
30120742	60142	2800 - 7000	.540"/.560"	249/257	282/290	110/106	.016"/.016"	Pro Street/bracket race cam with good mid range to high end torque and HP. Needs 3200 RPM stall converter, headers, 11:1+ compression ratio and 3.90+ gearing. Rough idle.
30120743	60143	3000 - 7200	.560"/.580"	257/265	290/298	110/106	.016"/.016"	Pro Street/bracket race cam with excellent Mid range to High end torque and HP. Needs 3500 RPM Stall converter, headers, 11:1+ compression ratio and 4.10+ gearing. Rough Idle.

CAMSHAFTS

LIFTERS

VALVE SPRINGS

ROCKER ARMS

PUSHRODS

TIMING SETS

MISCELLANEOUS



CHEVROLET SMALL BLOCK V8 262-400 1955-PRESENT

SOLID FLAT TAPPET

CAMSHAFTS

LIFTERS

VALVE SPRINGS

ROCKER ARMS

PUSHRODS

TIMING SETS

MISCELLANEOUS

Cam and Lifter Kit	Complete Kit	Lifters	Springs	Retainers	Locks	Valve Spring Kit	Valve Seals	Timing Set	Pushrods	Rocker Arms
30120503LK	30120503K	70992-16 70984-16	73100-16 ¹ 74630-16¹	75740-16 76729-16	77111-16	73100K2 ¹ 74630K1¹	78503-16 ¹	93117 95100¹¹	7064-16	15305-16 15325-16
30120505LK	30120505K	70992-16 70984-16	73100-16 ¹ 74630-16¹	75740-16 76729-16	77111-16	73100K2 ¹ 74630K1¹	78503-16 ¹	93117 95100¹¹	7064-16	15305-16 15325-16
30120507LK	30120507K	70992-16 70984-16	73100-16 ¹ 74630-16¹	75740-16 76729-16	77111-16	73100K2 ¹ 74630K1¹	78503-16 ¹	93117 95100¹¹	7064-16	15305-16 15325-16
30120508LK	30120508K	70992-16 70984-16	73100-16 ¹ 74630-16¹	75740-16 76729-16	77111-16	73100K2 ¹ 74630K1¹	78503-16 ¹	93117 95100¹¹	7064-16	15305-16 15325-16
30120510LK	30120510K	70992-16 70984-16	73100-16 ¹ 74630-16¹	75740-16 76729-16	77111-16	73100K2 ¹ 74630K1¹	78503-16 ¹	93117 95100¹¹	7064-16	15305-16 15325-16
30120740LK	30120740K	70992-16 70984-16	73100-16 ¹ 74886-16¹	75740-16 75595-16	77111-16	73100K2 ¹ 74886K1¹	78503-16 ¹	93117 95100¹¹	5064-16 7064-16	15300-16 ⁷ 15305-16⁷
30120741LK	30120741K	70992-16 70984-16	73100-16 ¹ 74886-16¹	75740-16 75595-16	77111-16	73100K2 ¹ 74886K1¹	78503-16 ¹	93117 95100¹¹	5064-16 7064-16	15300-16 ⁷ 15305-16⁷
30120742LK	30120742K	70992-16 70984-16	73100-16 ¹ 74886-16¹	75740-16 75595-16	77111-16	73100K2 ¹ 74886K1¹	78503-16 ¹	93117 95100¹¹	5064-16 7064-16	15300-16 ⁷ 15305-16⁷
30120743LK	30120743K	70992-16 70984-16	73100-16 ¹ 74886-16¹	75740-16 75595-16	77111-16	73100K2 ¹ 74886K1¹	78503-16 ¹	93117 95100¹¹	5064-16 7064-16	15300-16 ⁷ 15305-16⁷

NOTE: Part numbers in **BLUE** represent product upgrade

Master Footnote Listing is located on page 2 of this catalog

CHEVROLET SMALL BLOCK V8 262-400 1955-PRESENT

SOLID FLAT TAPPET

Drag Race: The Lunati Drag Race Cams are available for a wide range of racing applications from Sportsman to Pro. These camshafts produce unmatched torque for launching the vehicle off the starting line and maximum horsepower for a strong finish. Custom grinds are also available.

Cam Part #	Pre-2011 Cam #	RPM Range	Valve Lift W/ 1.5 RR IN/EX	Duration @ .050" IN/EX	Advertised Duration IN/EX	LSA/ICL	Valve Lash IN/EX	Description
30120926	40126	3600 - 7000	.528"/.552"	248/260	282/294	106/102	.024"/.026"	Good for Pro Street or mild bracket race applications. Needs 3500-4000 RPM stall converter, headers, 10:1+ compression ratio and 4.10+ gearing. Rough idle.
30120919	40119	3800 - 7200	.550"/.571"	256/268	292/302	106/102	.024"/.026"	Good for bracket race car with 350 c.i. motor in heavy vehicle. Needs 4000 RPM stall converter, headers, 11:1 compression ratio and 4.11+ gearing. Works with nitrous. Rough idle.
30120915	40115	4000 - 7400	.519"/.531"	259/268	306/316	106/102	.030"/.030"	Good for Pro Street or dirt track application with 350 c.i. motor. Needs 4000-4500 RPM stall converter, headers, 11:1+ compression ratio and 4.11+ gearing in a light car. Rough idle.
30120932	401C2	4000 - 8000	.551"/.573"	259/267	292/300	106/100	.026"/.026"	Good for bracket race car with 327-350 c.i. motors. Needs 4000-4500 RPM stall converter, headers, 12:1 compression ratio and 4.56 gearing. Rough idle.
30120938	40138	4200 - 7500	.561"/.582"	259/269	298/308	106/102	.018"/.020"	Good for bracket race car with 350 c.i. motor in a medium weight application. Needs 4200-4500 RPM stall converter, headers, 11.5:1+ compression ratio and 4.56+ gearing. Rough idle.
30120956	40156	4400 - 7600	.570"/.582"	264/269	303/308	106/102	.018"/.020"	Excellent drag race cam for 327-377 c.i. motors. Needs 4500-5000 RPM stall converter, headers, 12:1+ compression ratio and 4.88+ gearing. Rough idle.
30120934	401C4	4500 - 8000	.556"/.556"	263/271	296/304	106/102	.026"/.026"	Very popular bracket race or road race cam in 355 c.i. motor. Needs 4500-5000 RPM stall converter, headers, 12:1+ compression ratio and 4.56+ gearing. Rough idle.
30120921	40121	4600 - 8000	.576"/.586"	268/276	304/312	106/102	.026"/.028"	Excellent bracket race cam for 350-406 c.i. motors. Needs 5000 RPM stall converter, headers, 12:1+ compression ratio and 5.57+ gearing. Best in light to medium weight car. Rough idle.
30120906	401C6	4800 - 8200	.573"/.590"	267/275	300/308	106/100	.026"/.026"	Good for bracket race car with 355-406 c.i. motors. Needs 5000 RPM stall converter, headers, 12.5:1 compression ratio and 4.88 gearing. Rough idle.
30120935	401C5	5000 - 8400	.590"/.595"	271/282	299/316	112/108	.026"/.026"	Good for bracket race car applications. Needs 5000-5500 RPM stall converter, headers, 12.5:1+ compression ratio and 5.13+ gearing. Works good with 300-400 HP shot of nitrous. Rough idle.
30120907	401C7	5000 - 8500	.590"/.595"	275/282	308/316	108/102	.026"/.026"	Excellent bracket race cam for 331-406 c.i. motors. Needs 5000-5500 RPM stall converter, headers, 12.5:1+ compression ratio and 5.13+ gearing. Works best in cars under 3000lbs and responds well to 1.6 rocker arms. Rough idle.

CAMSHAFTS

LIFTERS

VALVE SPRINGS

ROCKER ARMS

PUSHRODS

TIMING SETS

MISCELLANEOUS



CHEVROLET SMALL BLOCK V8 262-400 1955-PRESENT

SOLID FLAT TAPPET

CAMSHAFTS

LIFTERS

VALVE SPRINGS

ROCKER ARMS

PUSHRODS

TIMING SETS

MISCELLANEOUS

Cam and Lifter Kit	Complete Kit	Lifters	Springs	Retainers	Locks	Valve Spring Kit	Valve Seals	Timing Set	Pushrods	Rocker Arms
N/A	N/A	70992-16 70984-16	73100-16 ¹ 74886-16¹	75740-16 75595-16	77111-16	73100K2 ¹ 74886K1¹	78503-16 ¹	93117 95100	7064-16	15305-16 15325-16
N/A	N/A	70992-16 70984-16	73100-16 ¹ 74886-16¹	75740-16 75595-16	77111-16	73100K2 ¹ 74886K1¹	78503-16 ¹	93117 95100	7064-16	15305-16 15325-16
N/A	N/A	70992-16 70984-16	73100-16 ¹ 74886-16¹	75740-16 75595-16	77111-16	73100K2 ¹ 74886K1¹	78503-16 ¹	93117 95100	7064-16	15305-16 15325-16
N/A	N/A	70992-16 70984-16	73100-16 ¹ 74886-16¹	75740-16 75595-16	77111-16	73100K2 ¹ 74886K1¹	78503-16 ¹	93117 95100	7064-16	15305-16 15325-16
N/A	N/A	70992-16 70984-16	73100-16 ¹ 74886-16¹	75740-16 75595-16	77111-16	73100K2 ¹ 74886K1¹	78503-16 ¹	93117 95100	7064-16	15305-16 15325-16
N/A	N/A	70992-16 70984-16	73100-16 ¹ 74886-16¹	75740-16 75595-16	77111-16	73100K2 ¹ 74886K1¹	78503-16 ¹	93117 95100	7064-16	15305-16 15325-16
N/A	N/A	70992-16 70984-16	73100-16 ¹ 74886-16¹	75740-16 75595-16	77111-16	73100K2 ¹ 74886K1¹	78503-16 ¹	93117 95100	7064-16	15305-16 15325-16
N/A	N/A	70992-16 70984-16	73100-16 ¹ 74886-16¹	75740-16 75595-16	77111-16	73100K2 ¹ 74886K1¹	78503-16 ¹	93117 95100	7064-16	15305-16 15325-16
N/A	N/A	70992-16 70984-16	73100-16 ¹ 74886-16¹	75740-16 75595-16	77111-16	73100K2 ¹ 74886K1¹	78503-16 ¹	93117 95100	7064-16	15305-16 15325-16

NOTE: Part numbers in **BLUE** represent product upgrade

Master Footnote Listing is located on page 2 of this catalog

CHEVROLET SMALL BLOCK V8 262-400 1955-PRESENT

SOLID FLAT TAPPET

Oval Track: The Oval Track Cam series from Lunati is designed to pull hard off the corner and have a broad powerband to accelerate down the straights. The right fit for pavement or dirt, these camshafts will give you the power and control that you need. Custom grinds are also available.

Cam Part #	Pre-2011 Cam #	RPM Range	Valve Lift W/ 1.5 RR IN/EX	Duration @ .050" IN/EX	Advertised Duration IN/EX	LSA/ICL	Valve Lash IN/EX	Description
30120955	40155	2500 - 6000	.487"/.487"	232/232	280/280	108/104	.022"/.024"	Good hot street/strip cam, also good for lift rule classes. Needs 2500 RPM stall converter, headers, increased compression ratio and 3.55+ gearing. Fair idle.
30120952	40152	3000 - 6800	.475"/.475"	248/248	274/274	106/102	.014"/.014"	Good cam for Street Stock/Late Model Stock on 1/4-1/2 mile tracks with 350-360 c.i. motors requiring .475" maximum lift. Rough idle.
30120925	401B5	3000 - 7200	.525"/.525"	252/261	285/295	106/100	.025"/.025"	Excellent cam for IMCA claimer rules requiring .500" maximum valve lift. Works well on 1/4-1/2 mile tracks. Rough idle.
30120923	401B3	3000 - 7500	.550"/.550"	255/255	283/283	108/102	.016"/.016"	Good cam for oval track applications requiring .550" maximum lift. Needs headers. The largest cam for 2 bbl carburetor classes. Rough idle.
30120929	401B9	3500 - 6800	.525"/.525"	257/266	290/300	108/102	.025"/.025"	Good cam for oval track applications requiring .500" maximum lift. Works well on 3/8-1/2 mile tracks. Rough idle.
30120953	40153	3000 - 6400	.543"/.507"	249/249	288/290	108/104	.018"/.020"	Good cam for oval track NASCAR Late Model Stock classes with 350-355 c.i. motors and 350 CFM 2 bbl carburetor. Works well with 6" connecting rod. Rough idle.
30120954	40154	3000 - 6400	.552"/.552"	254/254	293/293	106/102	.018"/.018"	Good cam for oval track NASCAR Late Model Stock classes with 350-355 c.i. motors and 350 CFM 2 bbl carburetor. Works well with 5.7" connecting rod. Rough idle.
30120911	40111	3000 - 6500	.504"/.508"	240/249	290/296	106/102	.028"/.030"	Good cam for oval track Hobby Stock classes. Fair idle.
30120946	40146	3400 - 7000	.543"/.552"	249/254	288/293	106/102	.018"/.020"	Good cam for oval track hobby dirt car classes. Has very good mid range torque and HP. Rough idle.
30120936	40136	3500 - 7000	.543"/.561"	249/259	288/298	106/102	.018"/.020"	Good cam for oval track Dirt Modified classes. Excellent mid range and upper RPM torque and HP. Rough idle.
30120948	40148	3500 - 7200	.552"/.561"	254/259	293/298	106/102	.018"/.018"	Good cam for oval track dirt racing with rules limiting intake, carburetion or exhaust. Rough idle.
30120912	40112	3600 - 7000	.507"/.507"	249/249	296/296	106/102	.030"/.030"	Good cam for oval track Late Model Stock classes with 2 bbl carburetor. Responds well to 1.6 rocker arm ratio. Rough idle.
30120944	40144	3600 - 7000	.525"/.534"	255/259	296/298	106/102	.024"/.026"	Excellent cam for oval track Limited Asphalt racing with 2 bbl carburetor rules. Good mid range torque and HP. Needs 11:1+ compression ratio. Rough idle.

CAMSHAFTS

LIFTERS

VALVE SPRINGS

ROCKER ARMS

PUSHRODS

TIMING SETS

MISCELLANEOUS



CHEVROLET SMALL BLOCK V8 262-400 1955-PRESENT

SOLID FLAT TAPPET

CAMSHAFTS

LIFTERS

VALVE SPRINGS

ROCKER ARMS

PUSHRODS

TIMING SETS

MISCELLANEOUS

Cam and Lifter Kit	Complete Kit	Lifters	Springs	Retainers	Locks	Valve Spring Kit	Valve Seals	Timing Set	Pushrods	Rocker Arms
N/A	N/A	70992-16 70984-16	74680-16 74886-16 ¹	75750-16 75595-16	77111-16	74680K1 74886K1 ¹	78503-16 ¹	93117 95100 ¹¹	7064-16	15305-16 15325-16
N/A	N/A	70992-16 70984-16	74680-16 74886-16 ¹	75750-16 75595-16	77111-16	74680K1 74886K1 ¹	78503-16 ¹	93117 95100 ¹¹	7064-16	15305-16 15325-16
N/A	N/A	70992-16 70984-16	74680-16 74886-16 ¹	75750-16 75595-16	77111-16	74680K1 74886K1 ¹	78503-16 ¹	93117 95100 ¹¹	7064-16	15305-16 15325-16
N/A	N/A	70992-16 70984-16	74680-16 74886-16 ¹	75750-16 75595-16	77111-16	74680K1 74886K1 ¹	78503-16 ¹	93117 95100 ¹¹	7064-16	15305-16 15325-16
N/A	N/A	70992-16 70984-16	73100-16 ¹ 74630-16 ¹	75740-16 76729-16	77111-16	73100K2 ¹ 74630K1 ¹	78503-16 ¹	93117 95100 ¹¹	7064-16	15305-16 15325-16
N/A	N/A	70992-16 70984-16	73100-16 ¹ 74630-16 ¹	75740-16 76729-16	77111-16	73100K2 ¹ 74630K1 ¹	78503-16 ¹	93117 95100 ¹¹	7064-16	15305-16 15325-16
N/A	N/A	70992-16 70984-16	73100-16 ¹ 74630-16 ¹	75740-16 76729-16	77111-16	73100K2 ¹ 74630K1 ¹	78503-16 ¹	93117 95100 ¹¹	7064-16	15305-16 15325-16
N/A	N/A	70992-16 70984-16	73100-16 ¹ 74630-16 ¹	75740-16 76729-16	77111-16	73100K2 ¹ 74630K1 ¹	78503-16 ¹	93117 95100 ¹¹	7064-16	15305-16 15325-16
N/A	N/A	70992-16 70984-16	73100-16 ¹ 74630-16 ¹	75740-16 76729-16	77111-16	73100K2 ¹ 74630K1 ¹	78503-16 ¹	93117 95100 ¹¹	7064-16	15305-16 15325-16
N/A	N/A	70992-16 70984-16	73100-16 ¹ 74630-16 ¹	75740-16 76729-16	77111-16	73100K2 ¹ 74630K1 ¹	78503-16 ¹	93117 95100 ¹¹	7064-16	15305-16 15325-16
N/A	N/A	70992-16 70984-16	73100-16 ¹ 74630-16 ¹	75740-16 76729-16	77111-16	73100K2 ¹ 74630K1 ¹	78503-16 ¹	93117 95100 ¹¹	7064-16	15305-16 15325-16

NOTE: Part numbers in **BLUE** represent product upgrade

Master Footnote Listing is located on page 2 of this catalog

CHEVROLET SMALL BLOCK V8 262-400 1955-PRESENT

SOLID FLAT TAPPET

Oval Track: The Oval Track Cam series from Lunati is designed to pull hard off the corner and have a broad powerband to accelerate down the straights. The right fit for pavement or dirt, these camshafts will give you the power and control that you need. Custom grinds are also available.

Cam Part #	Pre-2011 Cam #	RPM Range	Valve Lift W/ 1.5 RR IN/EX	Duration @ .050" IN/EX	Advertised Duration IN/EX	LSA/ICL	Valve Lash IN/EX	Description
30120937	40137	3600 - 7200	.552"/.570"	254/264	293/303	106/102	.018"/.020"	Good cam for oval track dirt or asphalt racing. Very responsive in mid and upper RPM range. Works well with 11:1+ compression ratio and 4 bbl carburetor. Rough idle.
30120949	40149	3600 - 7200	.561"/.570"	259/264	298/303	106/102	.020"/.020"	Good cam for oval track racing on 1/4-3/8 mile dirt tracks with 2 bbl carburetor rules. Needs 11:1+ compression ratio. Rough idle.
30120950	40150	3800 - 6500	.530"/.543"	244/249	283/288	106/102	.018"/.020"	Good cam for oval track applications with low to mild compression ratio. Rough idle.
30120918	40118	3800 - 7000	.550"/.550"	256/256	292/292	106/102	.024"/.026"	Good cam for oval track racing on 1/4-3/8 mile tracks with 2 bbl carburetor rules. Works well with 12:1+ compression ratio. Rough idle.
30120945	40145	3800 - 7000	.552"/.519"	256/259	294/306	106/102	.024"/.030"	Good cam for oval track Limited dirt track racing with 2 bbl carburetor rules. Excellent mid range torque and HP. Needs 11:1+ compression ratio. Rough idle.
30120933	40133	4200 - 7500	.549"/.567"	260/268	297/304	106/102	.026"/.028"	Good cam for oval track asphalt racing on 3/8-1/2 mile tracks. Works well with 4 bbl carburetor and 12:1 compression ratio. Rough idle.
30120951	40151	4300 - 7600	.552"/.549"	254/260	293/297	105/101	.024"/.026"	Good cam for oval track Limited Tire classes with 327-377 c.i. motors. Works well with 11:1+ compression ratio and 2 bbl alcohol or 4 bbl gas carburetor. Rough idle.
30120939	40139	4300 - 7600	.570"/.592"	264/274	303/313	106/102	.018"/.020"	Good cam for oval track racing on 3/8-5/8 mile tracks. Works well in 377-406 c.i. motors with 4 bbl carburetor and 12:1+ compression ratio. Rough idle.

Oval Track Tight Lash: The Oval Track Cam series from Lunati is designed to pull hard off the corner and have a broad powerband to accelerate down the straights. The right fit for pavement or dirt, these camshafts will give you the power and control that you need. Custom grinds are also available.

30120910	401A1	2000 - 6200	.520"/.530"	243/247	271/275	108/102	.016"/.016"	Good cam for oval track racing on 1/4-3/8 mile tracks. Works well in 355 c.i. motors with long rods and 2 bbl carburetor. Fair idle.
30120914	401A4	2500 - 6500	.530"/.540"	247/251	275/279	108/102	.016"/.016"	Good cam for oval track racing on 1/4-3/8 mile tracks. Works well with cast iron intake/exhaust and 2 bbl 500 CFM carburetor (4412). Fair idle.
30120905	401A5	2500 - 7000	.530"/.550"	247/255	275/283	106/100	.016"/.016"	Good cam for oval track racing on 1/4-3/8 mile tracks dirt or asphalt. Works well in heavy car with headers and 2 bbl 500 CFM carburetor (4412). Rough idle.

CAMSHAFTS

LIFTERS

VALVE SPRINGS

ROCKER ARMS

PUSHRODS

TIMING SETS

MISCELLANEOUS



CHEVROLET SMALL BLOCK V8 262-400 1955-PRESENT

SOLID FLAT TAPPET

CAMSHAFTS

LIFTERS

VALVE SPRINGS

ROCKER ARMS

PUSHRODS

TIMING SETS

MISCELLANEOUS

Cam and Lifter Kit Complete Kit Lifters Springs Retainers Locks Valve Spring Kit Valve Seals Timing Set Pushrods Rocker Arms

N/A	N/A	70992-16 70984-16	73100-16 ¹ 74630-16¹	75740-16 76729-16	77111-16	73100K2 ¹ 74630K1¹	78503-16 ¹	93117 95100¹¹	7064-16	15305-16 15325-16
N/A	N/A	70992-16 70984-16	73100-16 ¹ 74630-16¹	75740-16 76729-16	77111-16	73100K2 ¹ 74630K1¹	78503-16 ¹	93117 95100¹¹	7064-16	15305-16 15325-16
N/A	N/A	70992-16 70984-16	73100-16 ¹ 74630-16¹	75740-16 76729-16	77111-16	73100K2 ¹ 74630K1¹	78503-16 ¹	93117 95100¹¹	7064-16	15305-16 15325-16
N/A	N/A	70992-16 70984-16	73100-16 ¹ 74630-16¹	75740-16 76729-16	77111-16	73100K2 ¹ 74630K1¹	78503-16 ¹	93117 95100¹¹	7064-16	15305-16 15325-16
N/A	N/A	70992-16 70984-16	73100-16 ¹ 74630-16¹	75740-16 76729-16	77111-16	73100K2 ¹ 74630K1¹	78503-16 ¹	93117 95100¹¹	7064-16	15305-16 15325-16
N/A	N/A	70992-16 70984-16	73100-16 ¹ 74630-16¹	75740-16 76729-16	77111-16	73100K2 ¹ 74630K1¹	78503-16 ¹	93117 95100¹¹	7064-16	15305-16 15325-16
N/A	N/A	70992-16 70984-16	73100-16 ¹ 74630-16¹	75740-16 76729-16	77111-16	73100K2 ¹ 74630K1¹	78503-16 ¹	93117 95100¹¹	7064-16	15305-16 15325-16
N/A	N/A	70992-16 70984-16	73100-16 ¹ 74630-16¹	75740-16 76729-16	77111-16	73100K2 ¹ 74630K1¹	78503-16 ¹	93117 95100¹¹	7064-16	15305-16 15325-16
N/A	N/A	70992-16 70984-16	73100-16 ¹ 74630-16¹	75740-16 76729-16	77111-16	73100K2 ¹ 74630K1¹	78503-16 ¹	93117 95100¹¹	7064-16	15305-16 15325-16
N/A	N/A	70992-16 70984-16	73100-16 ¹ 74630-16¹	75740-16 76729-16	77111-16	73100K2 ¹ 74630K1¹	78503-16 ¹	93117 95100¹¹	7064-16	15305-16 15325-16

Oval Track Tight Lash Cams Chart Continued On Following Page →

NOTE: Part numbers in **BLUE** represent product upgrade

Master Footnote Listing is located on page 2 of this catalog

CHEVROLET SMALL BLOCK V8 262-400 1955-PRESENT

SOLID FLAT TAPPET

Oval Track Tight Lash: The Oval Track Cam series from Lunati is designed to pull hard off the corner and have a broad powerband to accelerate down the straights. The right fit for pavement or dirt, these camshafts will give you the power and control that you need. Custom grinds are also available.

Cam Part #	Pre-2011 Cam #	RPM Range	Valve Lift W/ 1.5 RR IN/EX	Duration @ .050" IN/EX	Advertised Duration IN/EX	LSA/ICL	Valve Lash IN/EX	Description
30120917	401A7	2500 - 6500	.530"/.541"	248/252	278/282	106/100	.016"/.016"	Good cam for oval track racing on 1/4-3/8 mile tracks. Works well in 355 c.i. motors with cast iron intake/exhaust and 2 bbl 500 CFM carburetor (4412). Rough idle.
30120908	401A8	2800 - 7000	.530"/.552"	248/256	278/286	106/100	.016"/.016"	Good cam for oval track Limited Late Model on 1/4-3/8 mile tracks. Works well in 355 c.i. motors with headers and 2 bbl 500 CFM carburetor (4412). Rough idle.
30120909	401A9	2800 - 7500	.540"/.560"	251/259	279/287	106/100	.016"/.016"	Good cam for oval track racing on 1/4-3/8 mile tracks. Works well in heavier cars with headers and 2 bbl or 4 bbl carburetors. Rough idle.
30120922	401B2	3000 - 7500	.541"/.562"	252/260	282/290	106/100	.016"/.016"	Good cam for oval track racing on 1/4-3/8 mile tracks. Works well in 331-393 c.i. motors in cars weighing 2800lbs or less. Works with 2 bbl or 4 bbl carburetors and needs headers. Rough idle.
30120924	401B4	3200 - 7800	.550"/.570"	255/263	283/291	106/100	.016"/.016"	Good cam for oval track racing on 3/8-1/2 mile tracks. Works well in 331-406 c.i. motors. Needs headers and 4 bbl carburetor. Rough idle.
30120916	401B6	3500 - 7800	.552"/.573"	256/264	286/294	106/100	.016"/.016"	Good cam for oval track racing on 1/4-1/2 mile tracks. Works well in 355-434 c.i. motors in cars weighing 2800lbs or less. Needs headers and 4 bbl carburetor. Rough idle.
30120927	401B7	3500 - 7500	.560"/.580"	259/267	287/295	105/99	.016"/.016"	Good cam for oval track racing on tight tacky tracks. Works well in 383-434 c.i. motors in cars weighing 2500lbs or less. Needs headers and 4 bbl carburetor. Rough idle.
30120931	401C1	4000 - 7600	.570"/.590"	263/271	291/299	106/100	.016"/.016"	Good cam for oval track racing on 3/8-3/4 mile tracks. Works well in 383-434 c.i. motors in cars weighing 2500lbs or less. Needs headers and 4 bbl carburetor. Rough idle.

Oval Track NEW Tight Lash 2: See Description Above.

30121101	NEW	2000 - 6500	.521"/.540"	239/247	268/276	108/102	.014"/.016"	Smaller motors, 2000+ RPM stall converter, lower compression ratio, good street cam for heavy car.
30121102	NEW	2500 - 6500	.530"/.551"	243/251	272/280	106/102	.014"/.014"	Great for small to medium c.i. engines, 9:1+ compression ratio, short flat track, awesome torque cam.
30121104	NEW	2800 - 7000	.551"/.560"	251/255	280/284	106/102	.014"/.014"	350 c.i. engine, 500 2 bbl specialty, 10:1+ compression ratio, strong mid range power.
30121106	NEW	3500 - 7600	.560"/.581"	255/263	284/292	106/102	.014"/.014"	Versatile 2 bbl or 4 bbl cam. Needs headers, 10.5:1+ compression ratio, 350+ c.i. engines, medium size and faster tracks.
30121109	NEW	4000 - 8200	.581"/.600"	263/271	292/300	108/102	.014"/.016"	383+ c.i. engine, light to medium weight car, 12:1+ compression ratio, 4500+ RPM stall converter, good heads and intake, big top end.

CAMSHAFTS

LIFTERS

VALVE SPRINGS

ROCKER ARMS

PUSHRODS

TIMING SETS

MISCELLANEOUS



CHEVROLET SMALL BLOCK V8 262-400 1955-PRESENT

SOLID FLAT TAPPET

CAMSHAFTS

LIFTERS

VALVE SPRINGS

ROCKER ARMS

PUSHRODS

TIMING SETS

MISCELLANEOUS

Cam and Lifter Kit Complete Kit Lifters Springs Retainers Locks Valve Spring Kit Valve Seals Timing Set Pushrods Rocker Arms

N/A	N/A	70992-16 70984-16	73100-16 ¹ 74630-16¹	75740-16 76729-16	77111-16	73100K2 ¹ 74630K1¹	78503-16 ¹	93117 95100¹¹	7064-16	15305-16 15325-16
N/A	N/A	70992-16 70984-16	73100-16 ¹ 74630-16¹	75740-16 76729-16	77111-16	73100K2 ¹ 74630K1¹	78503-16 ¹	93117 95100¹¹	7064-16	15305-16 15325-16
N/A	N/A	70992-16 70984-16	73100-16 ¹ 74630-16¹	75740-16 76729-16	77111-16	73100K2 ¹ 74630K1¹	78503-16 ¹	93117 95100¹¹	7064-16	15305-16 15325-16
N/A	N/A	70992-16 70984-16	73100-16 ¹ 74630-16¹	75740-16 76729-16	77111-16	73100K2 ¹ 74630K1¹	78503-16 ¹	93117 95100¹¹	7064-16	15305-16 15325-16
N/A	N/A	70992-16 70984-16	73100-16 ¹ 74630-16¹	75740-16 76729-16	77111-16	73100K2 ¹ 74630K1¹	78503-16 ¹	93117 95100¹¹	7064-16	15305-16 15325-16
N/A	N/A	70992-16 70984-16	73100-16 ¹ 74630-16¹	75740-16 76729-16	77111-16	73100K2 ¹ 74630K1¹	78503-16 ¹	93117 95100¹¹	7064-16	15305-16 15325-16
N/A	N/A	70992-16 70984-16	73100-16 ¹ 74630-16¹	75740-16 76729-16	77111-16	73100K2 ¹ 74630K1¹	78503-16 ¹	93117 95100¹¹	7064-16	15305-16 15325-16
N/A	N/A	70992-16 70984-16	73100-16 ¹ 74630-16¹	75740-16 76729-16	77111-16	73100K2 ¹ 74630K1¹	78503-16 ¹	93117 95100¹¹	7064-16	15305-16 15325-16
N/A	N/A	70992-16 70984-16	73100-16 ¹ 74630-16¹	75740-16 76729-16	77111-16	73100K2 ¹ 74630K1¹	78503-16 ¹	93117 95100¹¹	7064-16	15305-16 15325-16
N/A	N/A	70992-16 70984-16	73100-16 ¹ 74630-16¹	75740-16 76729-16	77111-16	73100K2 ¹ 74630K1¹	78503-16 ¹	93117 95100¹¹	7064-16	15305-16 15325-16
N/A	N/A	70992-16 70984-16	73100-16 ¹ 74630-16¹	75740-16 76729-16	77111-16	73100K2 ¹ 74630K1¹	78503-16 ¹	93117 95100¹¹	7064-16	15305-16 15325-16
N/A	N/A	70992-16 70984-16	73100-16 ¹ 74630-16¹	75740-16 76729-16	77111-16	73100K2 ¹ 74630K1¹	78503-16 ¹	93117 95100¹¹	7064-16	15305-16 15325-16

NOTE: Part numbers in **BLUE** represent product upgrade

Master Footnote Listing is located on page 2 of this catalog

CHEVROLET SMALL BLOCK V8 262-400 1955-PRESENT

SOLID FLAT TAPPET

Factory Performance: These camshafts are Lunati's versions of OEM performance camshafts. They are designed for the individual who wants an exact factory replacement for their car when doing a restoration.

30121009	20109	1800-6200	.394"/.400"	228/230	287/287	110/106	.012"/.018"	Lunati's version of the famous Duntov cam.
30121005	20105	3000-7000	.485"/.485"	254/254	310/310	114/110	.028"/.030"	Lunati's version of the Z-28 302 Chevy cam.

SOLID ROLLER

Street/Strip: These cams produce excellent power in mild to higher performance street and strip applications when moderate engine modifications have been made with proper gearing.

Cam Part #	Pre-2011 Cam #	RPM Range	Valve Lift W/ 1.5 RR IN/EX	Duration @ .050" IN/EX	Advertised Duration IN/EX	LSA/ICL	Valve Lash IN/EX	Description
40120521 ⁸	501B1 ⁸	2500 - 6600	.556"/.556"	242/249	278/285	112/106	.022"/.022"	Good high performance street w/ reasonable vacuum in 350-400 c.i. engines. 2500 RPM stall converter, headers, 10:1 compression ratio and 3.55+ gearing. Fair idle.
40120522 ⁸	501B2 ⁸	2500 - 6800	.582"/.582"	243/251	276/284	110/104	.022"/.022"	Excellent street/strip cam that can be daily driven. Needs 2500-3000 RPM stall converter, headers, 10:1 compression ratio and 3.73+ gearing. Fair idle.
40120539 ⁸	50139 ⁸	2800 - 6600	.502"/.502"	224/232	282/290	112/108	.022"/.024"	Good high performance street cam with good low end and mid range torque and HP. Needs 2500-3000 RPM stall converter, headers, 9.5:1 compression ratio and 3.73 gearing. Fair idle.
40120557 ⁸	50157 ⁸	3000 - 6600	.555"/.555"	248/248	290/290	110/106	.018"/.020"	Excellent street/strip cam for 350-400 c.i. motors. Needs 3000 RPM stall converter, headers, 10:1 compression and 3.73+ gearing. Rough idle.
40120569 ⁸	50169 ⁸	3000 - 6800	.606"/.585"	248/252	281/285	110/106	.020"/.022"	Excellent street rod or mild bracket race cam with good throttle response. Needs 3000-3500 RPM stall converter, headers, 10:1+ compression ratio and 4.10 gearing. Fair idle.
40120525 ⁸	501B5 ⁸	3000 - 7800	.645"/.645"	253/261	283/291	106/100	.022"/.022"	Good performance in hot street car or mild bracket race applications. Needs 3000-3500 RPM stall converter, headers, 10.5:1 compression ratio and 4.10 gearing. This is the cam to replace the old 288/296R6 cam. Rough idle.
40120501 ⁸	50101 ⁸	3200 - 7000	.526"/.526"	248/248	298/298	112/108	.030"/.030"	Good performance in hot street car. Needs 3200-3500 RPM stall converter, headers, 10:1 compression ratio and 3.73+ gearing. Rough idle.
40120528 ⁸	501B8 ⁸	3200 - 7200	.582"/.582"	254/262	287/295	108/102	.022"/.022"	Good for hot street car with 327-400 c.i. motors. Needs 3500 RPM stall converter, headers, 10.5:1 compression ratio and 4.10 gearing. Rough idle.
40120532 ⁸	501C2 ⁸	3400 - 7400	.626"/.626"	255/263	288/296	109/102	.022"/.022"	Excellent Pro Street or oval track cam for 355-406 c.i. motors. Needs 3000-3500 RPM stall converter, headers, 10.5:1+ compression ratio and 4.10+ gearing. Rough idle.
40120505 ⁸	50105 ⁸	4000 - 7200	.597"/.600"	259/266	294/300	106/102	.018"/.020"	Excellent Pro Street cam for 350-377 c.i. motors. Needs 4000-4500 RPM stall converter, headers, 10.5:1+ compression ratio and 4.10+ gearing. Rough idle.

CAMSHAFTS

LIFTERS

VALVE SPRINGS

ROCKER ARMS

PUSHRODS

TIMING SETS

MISCELLANEOUS



CHEVROLET SMALL BLOCK V8 262-400 1955-PRESENT

SOLID FLAT TAPPET

30121009LK	30121009K	70992-16 70984-16	73943-16 74818-16	75742-16 75595-16	77003-16 77111-16	73943K1 74818K5	78501-16 78503-16	94200 93117	5064-16 7064-16	15300-16 15305-16
30121005LK	30121005K	70992-16 70984-16	73943-16 74818-16	75742-16 75595-16	77003-16 77111-16	73943K1 74818K5	78501-16 78503-16	94200 93117	5064-16 7064-16	15300-16 15305-16

SOLID ROLLER

Cam and Lifter Kit	Complete Kit	Lifters	Springs	Retainers	Locks	Valve Spring Kit	Valve Seals	Timing Set	Pushrods	Rocker Arms
40120521LK ⁸	40120521K ⁸	72403-16 72443-16	73117-16 ¹ 74650-16¹	75741-16 75748-16	77111-16	73117K1 ¹ 74650K2¹	78503-16 ¹	93117 95100¹¹	5064-16 7064-16	15305-16 15325-16
40120522LK ⁸	40120522K ⁸	72403-16 72443-16	73117-16 ¹ 74650-16¹	75741-16 75748-16	77111-16	73117K1 ¹ 74650K2¹	78503-16 ¹	93117 95100¹¹	5064-16 7064-16	15305-16 15325-16
40120539LK ⁸	40120539K ⁸	72403-16 72443-16	73117-16 ¹ 74650-16¹	75741-16 75748-16	77111-16	73117K1 ¹ 74650K2¹	78503-16 ¹	93117 95100¹¹	5064-16 7064-16	15305-16 15325-16
40120557LK ⁸	40120557K ⁸	72403-16 72443-16	73117-16 ¹ 74650-16¹	75741-16 75748-16	77111-16	73117K1 ¹ 74650K2¹	78503-16 ¹	93117 95100¹¹	5064-16 7064-16	15305-16 15325-16
40120569LK ⁸	40120569K ⁸	72403-16 72443-16	7311716 ¹ 74650-16¹	75741-16 75748-16	77111-16	73117K1 ¹ 74650K2¹	78503-16 ¹	93117 95100¹¹	5064-16 7064-16	15305-16 15325-16
40120525LK ⁸	40120525K ⁸	72403-16 72443-16	73117-16 ¹ 74650-16¹	75741-16 75748-16	77111-16	73117K1 ¹ 74650K2¹	78503-16 ¹	93117 95100¹¹	5064-16 7064-16	15305-16 15325-16
40120501LK ⁸	40120501K ⁸	72403-16 72443-16	73117-16 ¹ 74650-16¹	75741-16 75748-16	77111-16	73117K1 ¹ 74650K2¹	78503-16 ¹	93117 95100¹¹	5064-16 7064-16	15305-16 15325-16
40120528LK ⁸	40120528K ⁸	72403-16 72443-16	73117-16 ¹ 74650-16¹	75741-16 75748-16	77111-16	73117K1 ¹ 74650K2¹	78503-16 ¹	93117 95100¹¹	5064-16 7064-16	15305-16 15325-16
40120532LK ⁸	40120532K ⁸	72403-16 72443-16	73117-16 ¹ 74650-16¹	75741-16 75748-16	77111-16	73117K1 ¹ 74650K2¹	78503-16 ¹	93117 95100¹¹	5064-16 7064-16	15305-16 15325-16
40120505LK ⁸	40120505K ⁸	72403-16 72443-16	73117-16 ¹ 74650-16¹	75741-16 75748-16	77111-16	73117K1 ¹ 74650K2¹	78503-16 ¹	93117 95100¹¹	5064-16 7064-16	15305-16 15325-16

NOTE: Part numbers in BLUE represent product upgrade

Master Footnote Listing is located on page 2 of this catalog

CAMSHAFTS

LIFTERS

VALVE SPRINGS

ROCKER ARMS

PUSHRODS

TIMING SETS

MISCELLANEOUS

CHEVROLET SMALL BLOCK V8 262-400 1955-PRESENT

SOLID ROLLER

Voodoo: Lunati's Voodoo series of camshafts deliver more area under the curve than any other series of camshafts. This means more throttle response, quicker acceleration, more vacuum and better efficiency. These factors, combined with maximum horsepower and torque, make Voodoo camshafts the perfect choice for a wide range of high performance applications.

Cam Part #	Pre-2011 Cam #	RPM Range	Valve Lift W/ 1.5 RR IN/EX	Duration @ .050" IN/EX	Advertised Duration IN/EX	LSA/ICL	Valve Lash IN/EX	Description
40120730 ⁸	60130 ⁸	2500 - 6500	.555"/.566"	231/237	261/267	110/106	.016"/.016"	Good high performance street cam with good mid range torque and HP. Works well in 350 c.i. motors. Needs 2500 RPM stall converter, headers, 9:1+ compression ratio and 3.55+ gearing. Lopey idle.
40120731 ⁸	60131 ⁸	2500 - 6800	.566"/.578"	237/243	267/273	110/106	.016"/.016"	Good cam for high performance street or mild strip applications. Needs 2500-3000 RPM stall converter, headers, 9.5:1+ compression ratio and 3.73+ gearing. Lopey idle.
40120732 ⁸	60132 ⁸	2500 - 7000	.578"/.585"	243/249	273/279	110/106	.016"/.016"	Good cam for street/strip applications. Has good mid range and upper RPM torque and HP. Works well in 350-400 c.i. motors. Needs 2800-3200 RPM stall converter, headers, 10:1+ compression ratio and 3.90+ gearing. Rough idle.
40120733 ⁸	60133 ⁸	2800 - 7200	.585"/.600"	249/255	279/285	110/106	.016"/.016"	Excellent cam for street/strip applications. Has good mid range and excellent upper RPM torque and HP. Needs 3200-3500 RPM stall converter, headers, 10.5:1+ compression ratio and 4.10 gearing. Rough idle.
40120734 ⁸	60134 ⁸	3000 - 7200	.600"/.600"	255/263	285/293	110/104	.016"/.016"	Good cam for Pro Street or mild bracket racing applications. Works well in 400+ c.i. motors. Needs 3500+ RPM stall converter, header, 10.5:1+ compression ratio and 4.10+ gearing. Rough idle.



CHEVROLET SMALL BLOCK V8 262-400 1955-PRESENT

SOLID ROLLER

CAMSHAFTS

LIFTERS

VALVE SPRINGS

ROCKER ARMS

PUSHRODS

TIMING SETS

MISCELLANEOUS

Cam and Lifter Kit	Complete Kit	Lifters	Springs	Retainers	Locks	Valve Spring Kit	Valve Seals	Timing Set	Pushrods	Rocker Arms
40120730LK	40120730K	72403-16 72443-16	73117-16 ¹ 74650-16¹	75741-16 75748-16	77111-16	73117K1 ¹ 74650K2¹	78503-16 ¹	93117 95100¹¹	5064-16 7064-16	15305-16 15325-16
40120731LK	40120731K	72403-16 72443-16	73117-16 ¹ 74650-16¹	75741-16 75748-16	77111-16	73117K1 ¹ 74650K2¹	78503-16 ¹	93117 95100¹¹	5064-16 7064-16	15305-16 15325-16
40120732LK	40120732K	72403-16 72443-16	73117-16 ¹ 74650-16¹	75741-16 75748-16	77111-16	73117K1 ¹ 74650K2¹	78503-16 ¹	93117 95100¹¹	5064-16 7064-16	15305-16 15325-16
40120733LK	40120733K	72403-16 72443-16	73117-16 ¹ 74650-16¹	75741-16 75748-16	77111-16	73117K1 ¹ 74650K2¹	78503-16 ¹	93117 95100¹¹	5064-16 7064-16	15305-16 15325-16
40120734LK	40120734K	72403-16 72443-16	73117-16 ¹ 74650-16¹	75741-16 75748-16	77111-16	73117K1 ¹ 74650K2¹	78503-16 ¹	93117 95100¹¹	5064-16 7064-16	15305-16 15325-16

NOTE: Part numbers in **BLUE** represent product upgrade

Master Footnote Listing is located on page 2 of this catalog

CHEVROLET SMALL BLOCK V8 262-400 1955-PRESENT

SOLID ROLLER

Drag Race: The Lunati Drag Race Cams are available for a wide range of racing applications from Sportsman to Pro. These camshafts produce unmatched torque for launching the vehicle off the starting line and maximum horsepower for a strong finish. Custom grinds are also available.

Cam Part #	Pre-2011 Cam #	RPM Range	Valve Lift W/ 1.5 RR IN/EX	Duration @ .050" IN/EX	Advertised Duration IN/EX	LSA/ICL	Valve Lash IN/EX	Description
40120908 ⁸	501C8 ⁸	4000 - 7800	.640"/.640"	263/271	294/302	106/100	.026"/.026"	Good cam for bracket race cars running 10.90 index in 327-355 c.i. motors. Needs 4000 RPM stall converter, headers, 11:1 compression ratio and 4.11+ gearing. Works well with 750+ CFM carburetor. Rough idle.
40120941 ⁸	501D1 ⁸	4000 - 7800	.640"/.640"	271/279	302/310	106/100	.026"/.026"	Good cam for bracket race cars with 355-406 c.i. motors. Needs 4000-4500 RPM stall converter, headers, 11.5:1+ compression ratio and 4.56+ gearing. Works well in heavier car. Rough idle.
40120973 ⁸	50173 ⁸	4000 - 8000	.627"/.640"	272/280	305/312	106/102	.024"/.026"	Good cam for 327 c.i. Super Stock motors. Needs 4000+ RPM stall converter, headers, 11:1+ compression ratio and 4.10+ gearing. Works well with 1.6/1.5 rocker arms. Rough idle.
40120974 ⁸	50174 ⁸	4200 - 7500	.606"/.606"	268/276	301/309	106/102	.022"/.024"	Good cam for 327-377 c.i. motors. Needs 4000+ RPM stall converter, headers, 11:1 compression ratio and 4.10+ gearing. Works well with 1.6/1.5 rocker arms. Rough idle.
40120911 ⁸	50111 ⁸	4200 - 7800	.656"/.621"	274/282	308/316	106/102	.018"/.020"	Good for bracket race car with 350 c.i. motors. Needs 4500 RPM stall converter, headers, 11.5:1+ compression ratio and 4.88+ gearing. Works well in a medium weight car. Rough idle.
40120940 ⁸	50140 ⁸	4400 - 7800	.640"/.645"	276/284	308/316	106/102	.025"/.027"	Excellent bracket race cam in Super Gas/Super Comp classes with 350-406 c.i. motors. Needs 4500-5000 RPM stall converter, headers, 12:1 compression ratio and 4.88+ gearing. Rough idle.
40120959 ⁸	50159 ⁸	4400 - 8000	.606"/.660"	268/284	301/317	105/105	.024"/.026"	Good cam for 350 c.i. Super Stock motors. Needs 4500 RPM stall converter, headers, 11:1+ compression ratio and 4.10+ gearing. Works well with 1.8/1.6 rocker arms. Rough idle.
40120932 ⁸	50132 ⁸	4400 - 8000	.680"/.632"	283/291	317/330	106/102	.025"/.027"	Excellent cam for Super Stock, Super Gas or Super Comp with 327 c.i. motors. Needs 5000 RPM stall converter, headers, 12.5:1 compression ratio or better and 4.88 gearing or better. Works well with aftermarket ported heads. Rough idle.
40120910 ⁸	50110 ⁸	4500 - 8000	.640"/.645"	280/284	312/325	106/102	.026"/.028"	Good bracket race cam in 350-377 c.i. motors. Needs 4500-5000 RPM stall converter, headers, 12:1+ compression ratio and 5.13+ gearing. Works well in light to medium weight car. Rough idle.

CAMSHAFTS

LIFTERS

VALVE SPRINGS

ROCKER ARMS

PUSHRODS

TIMING SETS

MISCELLANEOUS



CHEVROLET SMALL BLOCK V8 262-400 1955-PRESENT

SOLID ROLLER

CAMSHAFTS

LIFTERS

VALVE SPRINGS

ROCKER ARMS

PUSHRODS

TIMING SETS

MISCELLANEOUS

Cam and Lifter Kit	Complete Kit	Lifters	Springs	Retainers	Locks	Valve Spring Kit	Valve Seals	Timing Set	Pushrods	Rocker Arms
N/A	N/A	72403-16 72443-16	74650-16 ¹ 75825-16¹	76730-16 76731-16	77111-16	74650K3 ¹ 75825K1¹	78503-16	95100 ¹¹ 95500¹¹	7064-16 8012-16	15305-16 15325-16
N/A	N/A	72403-16 72443-16	74650-16 ¹ 75825-16¹	76730-16 76731-16	77111-16	74650K3 ¹ 75825K1¹	78503-16	95100 ¹¹ 95500¹¹	7064-16 8012-16	15305-16 15325-16
N/A	N/A	72403-16 72443-16	74650-16 ¹ 75825-16¹	76730-16 76731-16	77111-16	74650K3 ¹ 75825K1¹	78503-16	95100 ¹¹ 95500¹¹	7064-16 8012-16	15305-16 15325-16
N/A	N/A	72403-16 72443-16	74650-16 ¹ 75825-16¹	76730-16 76731-16	77111-16	74650K3 ¹ 75825K1¹	78503-16	95100 ¹¹ 95500¹¹	7064-16 8012-16	15305-16 15325-16
N/A	N/A	72403-16 72443-16	74650-16 ¹ 75825-16¹	76730-16 76731-16	77111-16	74650K3 ¹ 75825K1¹	78503-16	95100 ¹¹ 95500¹¹	7064-16 8012-16	15305-16 15325-16
N/A	N/A	72403-16 72443-16	74650-16 ¹ 75825-16¹	76730-16 76731-16	77111-16	74650K3 ¹ 75825K1¹	78503-16	95100 ¹¹ 95500¹¹	7064-16 8012-16	15305-16 15325-16
N/A	N/A	72403-16 72443-16	74650-16 ¹ 75825-16¹	76730-16 76731-16	77111-16	74650K3 ¹ 75825K1¹	78503-16	95100 ¹¹ 95500¹¹	7064-16 8012-16	15305-16 15325-16
N/A	N/A	72403-16 72443-16	74650-16 ¹ 75825-16¹	76730-16 76731-16	77111-16	74650K3 ¹ 75825K1¹	78503-16	95100 ¹¹ 95500¹¹	7064-16 8012-16	15305-16 15325-16

NOTE: Part numbers in **BLUE** represent product upgrade

Master Footnote Listing is located on page 2 of this catalog

CHEVROLET SMALL BLOCK V8 262-400 1955-PRESENT

SOLID ROLLER

Drag Race: The Lunati Drag Race Cams are available for a wide range of racing applications from Sportsman to Pro. These camshafts produce unmatched torque for launching the vehicle off the starting line and maximum horsepower for a strong finish. Custom grinds are also available.

Cam Part #	Pre-2011 Cam #	RPM Range	Valve Lift W/ 1.5 RR IN/EX	Duration @ .050" IN/EX	Advertised Duration IN/EX	LSA/ICL	Valve Lash IN/EX	Description
40120975 ⁸	50175 ⁸	4500 - 8000	.679"/.630"	278/286	312/323	108/104	.024"/.026"	Good cam in 380-420 c.i. motors. Needs 4500-5000 RPM stall converter, headers, 12:1+ compression ratio and 4.88+ gearing. Works well with good ported heads in carburetor or injection applications. Rough idle.
40120946 ⁸	501D6 ⁸	4500 - 8300	.640"/.640"	276/286	312/322	107/102	.022"/.022"	Good bracket race/road race cam for 355 and up c.i. motors. Needs 4500-5000 RPM stall converter, headers, 11.5:1+ compression ratio and 4.56+ gearing. Works well in 4-speed bracket race car. Rough idle.
40120914 ⁸	50114 ⁸	4500 - 8500	.656"/.668"	280/290	316/330	106/102	.026"/.028"	Excellent bracket race cam in 350-377 c.i. motors. Needs 5000 RPM stall converter but works best with 4/5-speed transmission, headers, 12:1+ compression ratio and 5.13+ gearing. Works well in 2500-3000lb cars. Rough idle.
40120977 ⁸	50177 ⁸	4500 - 8500	.669"/.633"	285/295	328/338	110/106	.024"/.026"	Excellent cam for big c.i. small block motors. Needs 4500-5000 RPM stall converter, headers, 12.5:1+ compression ratio and 4.88+ gearing. Great top end HP and works well with nitrous. Rough idle.
40120938 ⁸	50138 ⁸	4600 - 8500	.680"/.646"	283/288	317/322	106/102	.028"/.030"	Good Super Stock cam for high compression 327-377 c.i. motors. Needs 4500-5000 RPM stall converter, headers, 13:1+ compression and 4.88-5.13+ gearing. Works well in Super Gas/Super Comp cars. Rough idle.
40120976 ⁸	50176 ⁸	4600 - 8800	.689"/.638"	282/292	318/326	108/104	.024"/.026"	Good upper RPM torque and HP cam. Needs 5000-5500 RPM stall converter, headers, 12.5:1+ compression ratio and 5.13+ gearing. Works well in light to medium weight car. Rough idle.
40120980 ⁸	50180 ⁸	5000 - 8200	.675"/.677"	282/288	320/327	106/102	.024"/.026"	Excellent bracket race cam. Needs 5000 RPM stall converter, headers, 12.5:1+ compression ratio and 4.88+ gearing. Works well with aftermarket ported heads. Rough idle.
40120943 ⁸	501D3 ⁸	5000 - 8400	.640"/.640"	279/283	310/314	106/100	.026"/.026"	Good bracket race cam in 383-406 c.i. motors. Needs 5000 RPM stall converter, headers, 12:1+ compression ratio and 4.88+ gearing. Has won several national events. Rough idle.

CAMSHAFTS

LIFTERS

VALVE SPRINGS

ROCKER ARMS

PUSHRODS

TIMING SETS

MISCELLANEOUS



CHEVROLET SMALL BLOCK V8 262-400 1955-PRESENT

SOLID ROLLER

CAMSHAFTS

LIFTERS

VALVE SPRINGS

ROCKER ARMS

PUSHRODS

TIMING SETS

MISCELLANEOUS

Cam and Lifter Kit	Complete Kit	Lifters	Springs	Retainers	Locks	Valve Spring Kit	Valve Seals	Timing Set	Pushrods	Rocker Arms
N/A	N/A	72403-16 72443-16	74650-16 ¹ 75825-16¹	76730-16 76731-16	77111-16	74650K3 ¹ 75825K1¹	78503-16 ¹	95100 ¹¹ 95500¹¹	7064-16 8012-16	15305-16 15325-16
N/A	N/A	72403-16 72443-16	74650-16 ¹ 75825-16¹	76730-16 76731-16	77111-16	74650K3 ¹ 75825K1¹	78503-16 ¹	95100 ¹¹ 95500¹¹	7064-16 8012-16	15305-16 15325-16
N/A	N/A	72403-16 72443-16	74650-16 ¹ 75825-16¹	76730-16 76731-16	77111-16	74650K3 ¹ 75825K1¹	78503-16 ¹	95100 ¹¹ 95500¹¹	7064-16 8012-16	15305-16 15325-16
N/A	N/A	72403-16 72443-16	74650-16 ¹ 75825-16¹	76730-16 76731-16	77111-16	74650K3 ¹ 75825K1¹	78503-16 ¹	95100 ¹¹ 95500¹¹	7064-16 8012-16	15305-16 15325-16
N/A	N/A	72403-16 72443-16	74650-16 ¹ 75825-16¹	76730-16 76731-16	77111-16	74650K3 ¹ 75825K1¹	78503-16 ¹	95100 ¹¹ 95500¹¹	7064-16 8012-16	15305-16 15325-16
N/A	N/A	72403-16 72443-16	74650-16 ¹ 75825-16¹	76730-16 76731-16	77111-16	74650K3 ¹ 75825K1¹	78503-16 ¹	95100 ¹¹ 95500¹¹	7064-16 8012-16	15305-16 15325-16
N/A	N/A	72403-16 72443-16	74650-16 ¹ 75825-16¹	76730-16 76731-16	77111-16	74650K3 ¹ 75825K1¹	78503-16 ¹	95100 ¹¹ 95500¹¹	7064-16 8012-16	15305-16 15325-16

NOTE: Part numbers in **BLUE** represent product upgrade

Master Footnote Listing is located on page 2 of this catalog

CHEVROLET SMALL BLOCK V8 262-400 1955-PRESENT

SOLID ROLLER

Drag Race: The Lunati Drag Race Cams are available for a wide range of racing applications from Sportsman to Pro. These camshafts produce unmatched torque for launching the vehicle off the starting line and maximum horsepower for a strong finish. Custom grinds are also available.

Cam Part #	Pre-2011 Cam #	RPM Range	Valve Lift W/ 1.5 RR IN/EX	Duration @ .050" IN/EX	Advertised Duration IN/EX	LSA/ICL	Valve Lash IN/EX	Description
40120905 ⁸	501D5 ⁸	5000 - 8500	.685"/.682"	280/288	312/321	108/102	.022"/.022"	Excellent bracket race cam in 355-406 c.i. motors. Needs 5000-5500 RPM stall converter, headers, 12.5:1+ compression ratio and 4.88+ gearing. Works well in 3500lb or lighter cars and has run in the 9 second range. Also works well with 4-speed transmissions. Rough idle.
40120904 ⁸	501D4 ⁸	5000 - 9000	.682"/.682"	278/288	311/321	106/100	.026"/.026"	Good bracket race cam in 327-350 c.i. motors. Needs 5000 RPM stall converter, headers, 12:1+ compression ratio and 4.88+ gearing. Works well in heavier car and will run in low 10 second range. Rough idle.
40120907 ⁸	501D7 ⁸	5000 - 9000	.682"/.682"	283/288	316/321	106/100	.022"/.022"	Excellent bracket race or Super Stock cam in 350 c.i. motors. Needs 5500 RPM stall converter but works well with 4/5-speed transmissions, headers, 13:1 compression ratio and 5.13 gearing. Works well with high rocker arm ratios. Rough idle.
40120909 ⁸	501D8 ⁸	5000 - 9500	.683"/.683"	282/290	318/325	108/102	.022"/.022"	Good cam for high winding 287-355 c.i. motors. Needs 5000-5500 RPM stall converter but works well with 4/5-speed transmissions, headers, 12.5:1+ compression ratio and 5.13+ gearing. Very stable in high RPM and easy on parts. Rough idle.
40120961 ⁸	501E1 ⁸	5500 - 9000	.682"/.675"	288/294	321/329	110/104	.022"/.022"	Excellent drag race cam in 380-420 c.i. motors. Needs 6000 RPM stall converter or 5-speed transmission, headers, 13:1+ compression ratio and 5.13+ gearing. Works well in light cars with big Dominator style carburetors. Rough idle.
40120949 ⁸	501D9 ⁸	5500 - 9500	.684"/.640"	288/294	321/328	112/108	.022"/.022"	Good bracket race cam in 355-454 c.i. small block motors. Needs 5500-6000 RPM stall converter, headers, 13:1+ compression ratio and 5.13+ gearing. Works well with tunnel ram, fuel injection and large Dominator style carburetor. Very stable in high RPM. Rough idle.
40120900 ⁸	50100 ⁸	6000 - 10000	.683"/.662"	290/300	325/335	114/110	.022"/.022"	Excellent drag race cam for large c.i. small block motors. Needs Lenco or clutchless 5-speed transmission, headers, 13:1+ compression ratio and 5.38+ gearing. Works well with tunnel ram and big shots of nitrous. Rough idle.

CAMSHAFTS

LIFTERS

VALVE SPRINGS

ROCKER ARMS

PUSHRODS

TIMING SETS

MISCELLANEOUS



CHEVROLET SMALL BLOCK V8 262-400 1955-PRESENT

SOLID ROLLER

CAMSHAFTS

LIFTERS

VALVE SPRINGS

ROCKER ARMS

PUSHRODS

TIMING SETS

MISCELLANEOUS

Cam and Lifter Kit	Complete Kit	Lifters	Springs	Retainers	Locks	Valve Spring Kit	Valve Seals	Timing Set	Pushrods	Rocker Arms
N/A	N/A	72403-16 72443-16	74650-16 ¹ 75825-16¹	76730-16 76731-16	77111-16	74650K3 ¹ 75825K1¹	78503-16	95100 ¹¹ 95500¹¹	7064-16 8012-16	15305-16 15325-16
N/A	N/A	72403-16 72443-16	74650-16 ¹ 75825-16¹	76730-16 76731-16	77111-16	74650K3 ¹ 75825K1¹	78503-16	95100 ¹¹ 95500¹¹	7064-16 8012-16	15305-16 15325-16
N/A	N/A	72403-16 72443-16	74650-16 ¹ 75825-16¹	76730-16 76731-16	77111-16	74650K3 ¹ 75825K1¹	78503-16	95100 ¹¹ 95500¹¹	7064-16 8012-16	15305-16 15325-16
N/A	N/A	72403-16 72443-16	74650-16 ¹ 75825-16¹	76730-16 76731-16	77111-16	74650K3 ¹ 75825K1¹	78503-16	95100 ¹¹ 95500¹¹	7064-16 8012-16	15305-16 15325-16
N/A	N/A	72403-16 72443-16	74650-16 ¹ 75825-16¹	76730-16 76731-16	77111-16	74650K3 ¹ 75825K1¹	78503-16	95100 ¹¹ 95500¹¹	7064-16 8012-16	15305-16 15325-16
N/A	N/A	72403-16 72443-16	74650-16 ¹ 75825-16¹	76730-16 76731-16	77111-16	74650K3 ¹ 75825K1¹	78503-16	95100 ¹¹ 95500¹¹	7064-16 8012-16	15305-16 15325-16
N/A	N/A	72403-16 72443-16	74650-16 ¹ 75825-16¹	76730-16 76731-16	77111-16	74650K3 ¹ 75825K1¹	78503-16	95100 ¹¹ 95500¹¹	7064-16 8012-16	15305-16 15325-16

NOTE: Part numbers in BLUE represent product upgrade

Master Footnote Listing is located on page 2 of this catalog

CHEVROLET SMALL BLOCK V8 262-400 1955-PRESENT

SOLID ROLLER

Drag Race (.900 Base Circle): The Lunati Drag Race Cams are available for a wide range of racing applications from Sportsman to Pro. These camshafts produce unmatched torque for launching the vehicle off the starting line and maximum horsepower for a strong finish. Custom grinds are also available.

Cam Part #	Pre-2011 Cam #	RPM Range	Valve Lift W/ 1.5 RR IN/EX	Duration @ .050" IN/EX	Advertised Duration IN/EX	LSA/ICL	Valve Lash IN/EX	Description
40121124 [®]	50124SB [®]	3800 - 7600	.626"/.626"	262/271	301/309	106/102	.022"/.024"	Good bracket race cam in 355-406 c.i. motors. Needs 4000 RPM stall converter, headers, 11:1 compression ratio and 4.10+ gearing. Works well in heavy bracket race cars. Rough idle.
40121140 [®]	50140SB [®]	4400 - 7800	.640"/.645"	276/284	308/316	106/102	.025"/.027"	Excellent bracket race cam in Super Gas/Super Comp classes with 350-406 c.i. motors. Needs 4500-5000 RPM stall converter, headers, 12:1 compression ratio and 4.88+ gearing. Rough idle.
40121175 [®]	50175SB [®]	4500 - 8000	.679"/.630"	278/286	312/323	108/104	.024"/.026"	Good cam in 380-420 c.i. motors. Needs 4500-5000 RPM stall converter, headers, 12:1+ compression ratio and 4.88+ gearing. Works well with good ported heads in carburetor or injection applications. Rough idle.
40121177 [®]	50177SB [®]	4600 - 8500	.669"/.633"	285/295	328/338	110/106	.024"/.026"	Excellent cam for big c.i. small block motors. Needs 4500-5000 RPM stall converter, headers, 12.5:1+ compression ratio and 4.88+ gearing. Great top end HP and works well with nitrous. Rough idle.
40121176 [®]	50176SB [®]	4600 - 8800	.689"/.638"	282/292	318/326	108/104	.024"/.026"	Good upper RPM torque and HP cam. Needs 5000-5500 RPM stall converter, headers, 12.5:1+ compression ratio and 5.13+ gearing. Works well in light to medium weight car. Rough idle.

Drag Race NEW TLR2 Tight Lash Roller, .900 Base Circle: The Lunati Drag Race Cams are available for a wide range of racing applications from Sportsman to Pro. These camshafts produce unmatched torque for launching the vehicle off the starting line and maximum horsepower for a strong finish. Custom grinds are also available.

40121101 [®]	NEW	3200 - 7400	.652"/.658"	250/262	278/290	108/102	.014"/.016"	Good bracket race cam, very consistent, 11:1+ compression, small to medium c.i. engine, 3500+ RPM stall converter
40121102 [®]	NEW	3600 - 7600	.655"/.660"	254/264	282/292	106/102	.014"/.016"	350 c.i. engine, higher compression, 4.10+ gears, medium weight, 3800+ RPM stall converter
40121103 [®]	NEW	3600 - 8000	.660"/.667"	264/278	292/306	112/108	.014"/.016"	Special nitrous 11:1+ compression, blower 9:1+ compression, 3500 minimum RPM stall in 350 c.i., light to medium cars
40121104 [®]	NEW	3800 - 7800	.658"/.663"	262/270	290/298	108/104	.014"/.016"	377+ c.i., high compression, 4.10+ gears, medium weight, 4000+ RPM stall converter
40121105 [®]	NEW	3800 - 7800	.660"/.664"	266/274	294/302	108/104	.014"/.016"	Versatile medium to large c.i. bracket cam, 4000+ RPM stall converter, 12:1+ compression, light to medium cars
40121106 [®]	NEW	4500 - 8200	.664"/.667"	274/282	302/310	110/106	.014"/.016"	Large c.i. engines, major emphasis on top end, high compression, lots of gear

CAMSHAFTS

LIFTERS

VALVE SPRINGS

ROCKER ARMS

PUSHRODS

TIMING SETS

MISCELLANEOUS



CHEVROLET SMALL BLOCK V8 262-400 1955-PRESENT

SOLID ROLLER

CAMSHAFTS

LIFTERS

VALVE SPRINGS

ROCKER ARMS

PUSHRODS

TIMING SETS

MISCELLANEOUS

Cam and Lifter Kit	Complete Kit	Lifters	Springs	Retainers	Locks	Valve Spring Kit	Valve Seals	Timing Set	Pushrods	Rocker Arms
N/A	N/A	72403-16 72443-16	74650-16 ¹ 75825-16¹	76730-16 76731-16	77111-16	74650K3 ¹ 75825K1¹	78503-16 ¹	95100 ¹¹ 95500¹¹	7064-16 8012-16	15305-16 15325-16
N/A	N/A	72403-16 72443-16	74650-16 ¹ 75825-16¹	76730-16 76731-16	77111-16	74650K3 ¹ 75825K1¹	78503-16 ¹	95100 ¹¹ 95500¹¹	7064-16 8012-16	15305-16 15325-16
N/A	N/A	72403-16 72443-16	74650-16 ¹ 75825-16¹	76730-16 76731-16	77111-16	74650K3 ¹ 75825K1¹	78503-16 ¹	95100 ¹¹ 95500¹¹	7064-16 8012-16	15305-16 15325-16
N/A	N/A	72403-16 72443-16	74650-16 ¹ 75825-16¹	76730-16 76731-16	77111-16	74650K3 ¹ 75825K1¹	78503-16 ¹	95100 ¹¹ 95500¹¹	7064-16 8012-16	15305-16 15325-16
N/A	N/A	72403-16 72443-16	74650-16 ¹ 75825-16¹	76730-16 76731-16	77111-16	74650K3 ¹ 75825K1¹	78503-16 ¹	95100 ¹¹ 95500¹¹	7064-16 8012-16	15305-16 15325-16
N/A	N/A	72403-16 72443-16	74650-16 ¹ 75825-16¹	76730-16 76731-16	77111-16	74650K3 ¹ 75825K1¹	78503-16 ¹	95100 ¹¹ 95500¹¹	7064-16 8012-16	15305-16 15325-16
N/A	N/A	72403-16 72443-16	74650-16 ¹ 75825-16¹	76730-16 76731-16	77111-16	74650K3 ¹ 75825K1¹	78503-16 ¹	95100 ¹¹ 95500¹¹	7064-16 8012-16	15305-16 15325-16
N/A	N/A	72403-16 72443-16	74650-16 ¹ 75825-16¹	76730-16 76731-16	77111-16	74650K3 ¹ 75825K1¹	78503-16 ¹	95100 ¹¹ 95500¹¹	7064-16 8012-16	15305-16 15325-16
N/A	N/A	72403-16 72443-16	74650-16 ¹ 75825-16¹	76730-16 76731-16	77111-16	74650K3 ¹ 75825K1¹	78503-16 ¹	95100 ¹¹ 95500¹¹	7064-16 8012-16	15305-16 15325-16
N/A	N/A	72403-16 72443-16	74650-16 ¹ 75825-16¹	76730-16 76731-16	77111-16	74650K3 ¹ 75825K1¹	78503-16 ¹	95100 ¹¹ 95500¹¹	7064-16 8012-16	15305-16 15325-16

NOTE: Part numbers in BLUE represent product upgrade

Master Footnote Listing is located on page 2 of this catalog

CHEVROLET SMALL BLOCK V8 262-400 1955-PRESENT

SOLID ROLLER

Drag Race (4 & 7 Swap): The Lunati Drag Race Cams are available for a wide range of racing applications from Sportsman to Pro. These camshafts produce unmatched torque for launching the vehicle off the starting line and maximum horsepower for a strong finish. Custom grinds are also available.

Cam Part #	Pre-2011 Cam #	RPM Range	Valve Lift W/ 1.5 RR IN/EX	Duration @ .050" IN/EX	Advertised Duration IN/EX	LSA/ICL	Valve Lash IN/EX	Description
40121224 [®]	50124A [®]	3800 - 7600	.626"/.626"	262/271	301/309	106/102	.022"/.024"	Good bracket race cam in heavy 355-406 c.i. motors. Needs 4000 RPM stall converter, headers, 11:1 compression and 4.10+ gearing. Rough idle.
40121240 [®]	50140A [®]	4400 - 7800	.640"/.645"	276/284	308/316	106/102	.025"/.027"	Great bracket race cam in Super Gas/Super Comp 350-406 c.i. motors. Needs 4500-5000 RPM stall converter, headers, 12:1 compression and 4.88+ gearing. Rough idle.
40121275 [®]	50175A [®]	4500 - 8000	.679"/.630"	278/286	312/323	108/104	.024"/.026"	Good cam in 380-420 c.i. motors. Needs 4500-5000 RPM stall converter, headers, 12:1+ compression and 4.88+ gearing. Works well with good ported heads in carburetor or injection applications. Rough idle.
40121277 [®]	50177A [®]	4600 - 8500	.669"/.633"	285/295	328/338	110/106	.024"/.026"	Excellent for big c.i. small block motors. Needs 4500-5000 RPM stall converter, headers, 12.5:1+ compression and 4.88+ gearing. Great top end HP, works well with nitrous. Rough idle.
40121276 [®]	50176A [®]	4600 - 8800	.689"/.638"	282/292	318/326	108/104	.024"/.026"	Good upper RPM torque and HP cam. Needs 5000-5500 RPM stall converter, headers, 12.5:1+ compression and 5.13+ gearing. Works well in light to medium weight car. Rough idle.

Drag Race (4 & 7 Swap, .900 Base Circle): The Lunati Drag Race Cams are available for a wide range of racing applications from Sportsman to Pro. These camshafts produce unmatched torque for launching the vehicle off the starting line and maximum horsepower for a strong finish. Custom grinds are also available.

40121324 [®]	50124SBA [®]	3800 - 7600	.626"/.626"	262/271	301/309	106/102	.022"/.024"	Good bracket race cam in heavy 355-406 c.i. motors. Needs 4000 RPM stall converter, headers, 11:1 compression and 4.10+ gearing. Rough idle.
40121340 [®]	50140SBA [®]	4400 - 7800	.640"/.645"	276/284	308/316	106/102	.025"/.027"	Excellent bracket race cam in Super Gas/Super Comp classes with 350-406 c.i. motors. Needs 4500-5000 RPM stall converter, headers, 12:1 compression ratio and 4.88+ gearing. Rough idle.
40121375 [®]	50175SBA [®]	4500 - 8000	.679"/.630"	278/286	312/323	108/104	.024"/.026"	Good in 380-420 c.i. motors. Needs 4500-5000 RPM stall converter, headers, 12:1+ compression and 4.88+ gearing. Works well with good ported heads in carburetor or injection applications. Rough idle.
40121377 [®]	50177SBA [®]	4600 - 8500	.669"/.633"	285/295	328/338	110/106	.024"/.026"	Excellent for big c.i. small block motors. Needs 4500-5000 RPM stall converter, headers, 12.5:1+ compression and 4.88+ gearing. Great top end HP, works well with nitrous. Rough idle.
40121376 [®]	50176SBA [®]	4600 - 8800	.689"/.638"	282/292	318/326	108/104	.024"/.026"	Good upper RPM torque and HP cam. Needs 5000-5500 RPM stall converter, headers, 12.5:1+ compression ratio and 5.13+ gearing. Works well in light to medium weight car. Rough idle.

CAMSHAFTS

LIFTERS

VALVE SPRINGS

ROCKER ARMS

PUSHRODS

TIMING SETS

MISCELLANEOUS



CHEVROLET SMALL BLOCK V8 262-400 1955-PRESENT

SOLID ROLLER

CAMSHAFTS

LIFTERS

VALVE SPRINGS

ROCKER ARMS

PUSHRODS

TIMING SETS

MISCELLANEOUS

Cam and Lifter Kit	Complete Kit	Lifters	Springs	Retainers	Locks	Valve Spring Kit	Valve Seals	Timing Set	Pushrods	Rocker Arms
N/A	N/A	72403-16 72443-16	74650-16 ¹ 75825-16¹	76730-16 76731-16	77111-16	74650K3 ¹ 75825K1¹	78503-16 ¹	95100 ¹¹ 95500¹¹	7064-16 8012-16	15305-16 15325-16
N/A	N/A	72403-16 72443-16	74650-16 ¹ 75825-16¹	76730-16 76731-16	77111-16	74650K3 ¹ 75825K1¹	78503-16 ¹	95100 ¹¹ 95500¹¹	7064-16 8012-16	15305-16 15325-16
N/A	N/A	72403-16 72443-16	74650-16 ¹ 75825-16¹	76730-16 76731-16	77111-16	74650K3 ¹ 75825K1¹	78503-16 ¹	95100 ¹¹ 95500¹¹	7064-16 8012-16	15305-16 15325-16
N/A	N/A	72403-16 72443-16	74650-16 ¹ 75825-16¹	76730-16 76731-16	77111-16	74650K3 ¹ 75825K1¹	78503-16 ¹	95100 ¹¹ 95500¹¹	7064-16 8012-16	15305-16 15325-16
N/A	N/A	72403-16 72443-16	74650-16 ¹ 75825-16¹	76730-16 76731-16	77111-16	74650K3 ¹ 75825K1¹	78503-16 ¹	95100 ¹¹ 95500¹¹	7064-16 8012-16	15305-16 15325-16
N/A	N/A	72403-16 72443-16	74650-16 ¹ 75825-16¹	76730-16 76731-16	77111-16	74650K3 ¹ 75825K1¹	78503-16 ¹	95100 ¹¹ 95500¹¹	7064-16 8012-16	15305-16 15325-16
N/A	N/A	72403-16 72443-16	74650-16 ¹ 75825-16¹	76730-16 76731-16	77111-16	74650K3 ¹ 75825K1¹	78503-16 ¹	95100 ¹¹ 95500¹¹	7064-16 8012-16	15305-16 15325-16
N/A	N/A	72403-16 72443-16	74650-16 ¹ 75825-16¹	76730-16 76731-16	77111-16	74650K3 ¹ 75825K1¹	78503-16 ¹	95100 ¹¹ 95500¹¹	7064-16 8012-16	15305-16 15325-16
N/A	N/A	72403-16 72443-16	74650-16 ¹ 75825-16¹	76730-16 76731-16	77111-16	74650K3 ¹ 75825K1¹	78503-16 ¹	95100 ¹¹ 95500¹¹	7064-16 8012-16	15305-16 15325-16

NOTE: Part numbers in **BLUE** represent product upgrade

Master Footnote Listing is located on page 2 of this catalog

CHEVROLET SMALL BLOCK V8 262-400 1955-PRESENT

SOLID ROLLER

Oval Track: The Oval Track Cam series from Lunati is designed to pull hard off the corner and have a broad powerband to accelerate down the straights. The right fit for pavement or dirt, these camshafts will give you the power and control that you need. Custom grinds are also available.

Cam Part #	Pre-2011 Cam #	RPM Range	Valve Lift W/ 1.5 RR IN/EX	Duration @ .050" IN/EX	Advertised Duration IN/EX	LSA/ICL	Valve Lash IN/EX	Description
40120984 ⁸	501B4 ⁸	2500 - 7000	.626"/.626"	249/255	282/288	106/100	.026"/.026"	Good cam for oval track racing on 1/4-3/8 mile tracks. Works well in heavier cars with 2 bbl carburetor rules. Very responsive. Rough idle.
40120923 ⁸	501B3 ⁸	2500 - 7000	.645"/.645"	251/257	281/287	106/100	.020"/.020"	Good cam for oval track racing on 1/4-1/2 mile tracks. Works well in heavier cars with 2 bbl carburetor rules and 355 c.i. motors. Great baseline cam. Rough idle.
40120963 ⁸	50163 ⁸	3500 - 6800	.648"/.606"	260/264	293/297	106/102	.022"/.024"	Good cam for oval track All Pro, Late Model or IMCA on 1/4-3/8 mile tracks. Works well in 355 c.i. motors with 9:1 compression ratio. Rough idle.
40120926 ⁸	501B6 ⁸	3500 - 7600	.652"/.652"	255/259	284/288	106/100	.014"/.014"	Good cam for oval track racing on 3/8-1/2 mile tracks. Works well for 390 carburetor, 9:1 compression ratio rules and is also good in 355 c.i. motors with high compression ratio. Rough idle.
40120931 ⁸	501C1 ⁸	3500 - 7800	.626"/.626"	255/263	288/296	106/100	.026"/.026"	Excellent cam for oval track racing on 3/8-1/2 mile tracks. Works well in 327-406 c.i. motors. Our most popular and versatile cam. Rough idle.
40120934 ⁸	501C4 ⁸	3500 - 7800	.638"/.638"	256/267	289/300	105/99	.026"/.026"	Good cam for oval track Late Model or Sprint racing on 3/8-1/2 mile tracks. Works well in 355-406 c.i. motors. Rough idle.
40120927 ⁸	501B7 ⁸	3500 - 8000	.645"/.645"	255/265	285/295	106/100	.020"/.020"	Good cam for oval track ASCS or Late Model racing on 3/8-1/2 mile tracks. Works well in 355-406 c.i. motors. Largest cam for 360 c.i. ASCS motors. Rough idle.
40120929 ⁸	501B9 ⁸	3500 - 8000	.645"/.645"	257/265	287/295	105/99	.020"/.020"	Excellent cam for oval track Late Model racing on 3/8-1/2 mile tracks. Works well in lighter cars with 355-406 c.i. motors. Rough idle.
40120903 ⁸	50103 ⁸	3600 - 7000	.591"/.597"	250/259	282/294	106/102	.018"/.020"	Good cam for oval track racing on 1/4-3/8 mile tracks. Works well in 350-406 c.i. motors and has strong mid range torque and HP. Rough idle.
40120968 ⁸	50168 ⁸	3600 - 7200	.627"/.627"	256/264	289/297	108/104	.022"/.024"	Good cam for oval track racing on 1/4-3/8 mile tracks. Works well in 400+ c.i. motors with 1.6 rocker arm ratio. Needs big runner and small combustion chamber for optimum performance. Rough idle.
40120920 ⁸	50120 ⁸	3800 - 6800	.606"/.586"	249/260	296/299	106/102	.026"/.028"	Good cam for oval track racing on 1/4-3/8 mile tracks. Works well in small c.i. motors and has lots of low end torque and HP. Rough idle.

CAMSHAFTS

LIFTERS

VALVE SPRINGS

ROCKER ARMS

PUSHRODS

TIMING SETS

MISCELLANEOUS



CHEVROLET SMALL BLOCK V8 262-400 1955-PRESENT

SOLID ROLLER

CAMSHAFTS

LIFTERS

VALVE SPRINGS

ROCKER ARMS

PUSHRODS

TIMING SETS

MISCELLANEOUS

Cam and Lifter Kit	Complete Kit	Lifters	Springs	Retainers	Locks	Valve Spring Kit	Valve Seals	Timing Set	Pushrods	Rocker Arms
N/A	N/A	72403-16 72443-16	74650-16 ¹ 75825-16¹	76730-16 76731-16	77111-16	74650K3 ¹ 75825K1¹	78503-16 ¹	95100 ¹¹ 95500¹¹	7064-16 8012-16	15305-16 15325-16
N/A	N/A	72403-16 72443-16	74650-16 ¹ 75825-16¹	76730-16 76731-16	77111-16	74650K3 ¹ 75825K1¹	78503-16 ¹	95100 ¹¹ 95500¹¹	7064-16 8012-16	15305-16 15325-16
N/A	N/A	72403-16 72443-16	74650-16 ¹ 75825-16¹	76730-16 76731-16	77111-16	74650K3 ¹ 75825K1¹	78503-16 ¹	95100 ¹¹ 95500¹¹	7064-16 8012-16	15305-16 15325-16
N/A	N/A	72403-16 72443-16	74650-16 ¹ 75825-16¹	76730-16 76731-16	77111-16	74650K3 ¹ 75825K1¹	78503-16 ¹	95100 ¹¹ 95500¹¹	7064-16 8012-16	15305-16 15325-16
N/A	N/A	72403-16 72443-16	74650-16 ¹ 75825-16¹	76730-16 76731-16	77111-16	74650K3 ¹ 75825K1¹	78503-16 ¹	95100 ¹¹ 95500¹¹	7064-16 8012-16	15305-16 15325-16
N/A	N/A	72403-16 72443-16	74650-16 ¹ 75825-16¹	76730-16 76731-16	77111-16	74650K3 ¹ 75825K1¹	78503-16 ¹	95100 ¹¹ 95500¹¹	7064-16 8012-16	15305-16 15325-16
N/A	N/A	72403-16 72443-16	74650-16 ¹ 75825-16¹	76730-16 76731-16	77111-16	74650K3 ¹ 75825K1¹	78503-16 ¹	95100 ¹¹ 95500¹¹	7064-16 8012-16	15305-16 15325-16
N/A	N/A	72403-16 72443-16	74650-16 ¹ 75825-16¹	76730-16 76731-16	77111-16	74650K3 ¹ 75825K1¹	78503-16 ¹	95100 ¹¹ 95500¹¹	7064-16 8012-16	15305-16 15325-16
N/A	N/A	72403-16 72443-16	74650-16 ¹ 75825-16¹	76730-16 76731-16	77111-16	74650K3 ¹ 75825K1¹	78503-16 ¹	95100 ¹¹ 95500¹¹	7064-16 8012-16	15305-16 15325-16
N/A	N/A	72403-16 72443-16	74650-16 ¹ 75825-16¹	76730-16 76731-16	77111-16	74650K3 ¹ 75825K1¹	78503-16 ¹	95100 ¹¹ 95500¹¹	7064-16 8012-16	15305-16 15325-16

NOTE: Part numbers in **BLUE** represent product upgrade

Master Footnote Listing is located on page 2 of this catalog

CHEVROLET SMALL BLOCK V8 262-400 1955-PRESENT

SOLID ROLLER

Oval Track: The Oval Track Cam series from Lunati is designed to pull hard off the corner and have a broad powerband to accelerate down the straights. The right fit for pavement or dirt, these camshafts will give you the power and control that you need. Custom grinds are also available.

Cam Part #	Pre-2011 Cam #	RPM Range	Valve Lift W/ 1.5 RR IN/EX	Duration @ .050" IN/EX	Advertised Duration IN/EX	LSA/ICL	Valve Lash IN/EX	Description
40120924 ⁸	50124 ⁸	3800 - 7600	.626"/.626"	262/271	301/309	106/102	.022"/.024"	Excellent cam for oval track Late Model type cars on 1/4-3/8 mile tracks. Works well in 377-406 c.i. motors. Rough idle.
40120948 ⁸	50148 ⁸	3800 - 7600	.640"/.624"	264/270	297/304	106/102	.024"/.026"	Good cam for oval track racing on 1/4-3/8 mile tracks. Works well in 394-406 c.i. motors. Rough idle.
40120944 ⁸	50144 ⁸	3800 - 7600	.640"/.642"	264/272	297/305	106/102	.025"/.027"	Good cam for oval track Late Model or Sprint car on 1/4-3/8 mile tracks. Works well in large c.i. motors on tacky tracks. Rough idle.
40120947 ⁸	50147 ⁸	3800 - 7600	.648"/.622"	259/268	296/304	106/102	.026"/.028"	Good cam for oval track Sprint on 1/4-3/8 mile tracks. Works well in 410 c.i. motors on a tacky track. Rough idle.
40120954 ⁸	50154 ⁸	3800 - 7600	.648"/.627"	256/264	289/297	106/102	.022"/.024"	Good cam for oval track Limited Late Model on 3/8 or better tracks. Works well in 350-370 c.i. motors where there are no cylinder head or intake manifold rules. Rough idle.
40120951 ⁸	50151 ⁸	3800 - 7600	.648"/.627"	256/268	289/301	106/102	.022"/.024"	Good cam for oval track Limited Late Model on 3/8-1/2 mile tracks. Works well in 350-370 c.i. motors where you are restricted to cast iron cylinder heads and intake manifold. Rough idle.
40120970 ⁸	50170 ⁸	3800 - 7600	.669"/.627"	264/276	297/309	106/102	.022"/.024"	Good cam for oval track Dirt Late Model on 1/4-3/8 mile tracks. Works well in 415-430 c.i. motors with 18-degree heads. Rough idle.
40120921 ⁸	50121 ⁸	3800 - 7800	.600"/.618"	258/268	308/318	106/102	.022"/.024"	Excellent cam for oval track racing on 3/8-1/2 mile dirt or asphalt tracks. Works well in 355 c.i. motors in medium weight cars. Rough idle.
40120942 ⁸	501D2 ⁸	3800 - 8000	.626"/.626"	268/274	304/310	106/100	.026"/.026"	Excellent cam for oval track road racing on large tracks. Works well in 355-406 c.i. motors. Has won 24 hours of Daytona. Rough idle.
40120945 ⁸	50145 ⁸	4000 - 7000	.622"/.618"	254/259	286/297	106/102	.022"/.024"	Good cam for oval track racing in a dirt or heavy asphalt car. Works well in 2 bbl carburetor classes. Rough idle.
40120971 ⁸	50171 ⁸	4000 - 7600	.639"/.622"	268/272	302/308	106/102	.024"/.026"	Excellent cam for oval track asphalt racing on 3/8 mile or better tracks. Works well in 355 c.i. motors with 9:1 compression ratio and 390 CFM carburetor. Rough idle.
40120906 ⁸	50106 ⁸	4000- 7800	.600"/.606"	266/270	300/304	106/102	.018"/.020"	Good cam for oval track racing on 3/8-1/2 mile tracks. Works well in 327-350 c.i. motors in heavy weight cars. Rough idle.

CAMSHAFTS

LIFTERS

VALVE SPRINGS

ROCKER ARMS

PUSHRODS

TIMING SETS

MISCELLANEOUS



CHEVROLET SMALL BLOCK V8 262-400 1955-PRESENT

SOLID ROLLER

CAMSHAFTS

LIFTERS

VALVE SPRINGS

ROCKER ARMS

PUSHRODS

TIMING SETS

MISCELLANEOUS

Cam and Lifter Kit	Complete Kit	Lifters	Springs	Retainers	Locks	Valve Spring Kit	Valve Seals	Timing Set	Pushrods	Rocker Arms
N/A	N/A	72403-16 72443-16	74650-16 ¹ 75825-16¹	76730-16 76731-16	77111-16	74650K3 ¹ 75825K1¹	78503-16 ¹	95100 ¹¹ 95500¹¹	7064-16 8012-16	15305-16 15325-16
N/A	N/A	72403-16 72443-16	74650-16 ¹ 75825-16¹	76730-16 76731-16	77111-16	74650K3 ¹ 75825K1¹	78503-16 ¹	95100 ¹¹ 95500¹¹	7064-16 8012-16	15305-16 15325-16
N/A	N/A	72403-16 72443-16	74650-16 ¹ 75825-16¹	76730-16 76731-16	77111-16	74650K3 ¹ 75825K1¹	78503-16 ¹	95100 ¹¹ 95500¹¹	7064-16 8012-16	15305-16 15325-16
N/A	N/A	72403-16 72443-16	74650-16 ¹ 75825-16¹	76730-16 76731-16	77111-16	74650K3 ¹ 75825K1¹	78503-16 ¹	95100 ¹¹ 95500¹¹	7064-16 8012-16	15305-16 15325-16
N/A	N/A	72403-16 72443-16	74650-16 ¹ 75825-16¹	76730-16 76731-16	77111-16	74650K3 ¹ 75825K1¹	78503-16 ¹	95100 ¹¹ 95500¹¹	7064-16 8012-16	15305-16 15325-16
N/A	N/A	72403-16 72443-16	74650-16 ¹ 75825-16¹	76730-16 76731-16	77111-16	74650K3 ¹ 75825K1¹	78503-16 ¹	95100 ¹¹ 95500¹¹	7064-16 8012-16	15305-16 15325-16
N/A	N/A	72403-16 72443-16	74650-16 ¹ 75825-16¹	76730-16 76731-16	77111-16	74650K3 ¹ 75825K1¹	78503-16 ¹	95100 ¹¹ 95500¹¹	7064-16 8012-16	15305-16 15325-16
N/A	N/A	72403-16 72443-16	74650-16 ¹ 75825-16¹	76730-16 76731-16	77111-16	74650K3 ¹ 75825K1¹	78503-16 ¹	95100 ¹¹ 95500¹¹	7064-16 8012-16	15305-16 15325-16
N/A	N/A	72403-16 72443-16	74650-16 ¹ 75825-16¹	76730-16 76731-16	77111-16	74650K3 ¹ 75825K1¹	78503-16 ¹	95100 ¹¹ 95500¹¹	7064-16 8012-16	15305-16 15325-16
N/A	N/A	72403-16 72443-16	74650-16 ¹ 75825-16¹	76730-16 76731-16	77111-16	74650K3 ¹ 75825K1¹	78503-16 ¹	95100 ¹¹ 95500¹¹	7064-16 8012-16	15305-16 15325-16

NOTE: Part numbers in **BLUE** represent product upgrade

Master Footnote Listing is located on page 2 of this catalog

CHEVROLET SMALL BLOCK V8 262-400 1955-PRESENT

SOLID ROLLER

Oval Track: The Oval Track Cam series from Lunati is designed to pull hard off the corner and have a broad powerband to accelerate down the straights. The right fit for pavement or dirt, these camshafts will give you the power and control that you need. Custom grinds are also available.

Cam Part #	Pre-2011 Cam #	RPM Range	Valve Lift W/ 1.5 RR IN/EX	Duration @ .050" IN/EX	Advertised Duration IN/EX	LSA/ICL	Valve Lash IN/EX	Description
40120936 ⁸	501C6 ⁸	4000 - 7800	.638"/.638"	259/267	292/300	106/100	.026"/.026"	Good cam for oval track Late Model or Sprint racing on 3/8-1/2 mile tracks. Works well in 388-434 c.i. motors. Very controllable. Rough idle.
40120937 ⁸	501C7 ⁸	4000 - 8000	.645"/.645"	263/267	293/297	108/102	.020"/.020"	Good cam for oval track Late Model or Sprint racing on 3/8 mile or better tracks. Works well in 406-441 c.i. Late Model or 410 c.i. Sprint car. Needs high flow exhaust. Very broad controllable torque curve. Rough idle.
40120953 ⁸	50153 ⁸	4000 - 7800	.648"/.627"	260/268	293/301	106/102	.022"/.024"	Good cam for oval track Limited Sprints on 3/8-1/2 mile tracks. Works well in injected 340-370 c.i. motors. Rough idle.
40120965 ⁸	50165 ⁸	4000- 8000	.648"/.627"	264/272	297/305	106/102	.022"/.024"	Good cam for oval track Outlaw Late Model racing on 3/8-1/2 mile tracks. Works well in 380-415 c.i. motors with 1.6/1.55 rocker arm ratios. Rough idle.
40120966 ⁸	50166 ⁸	4000 - 8000	.648"/.627"	264/276	297/309	106/102	.022"/.024"	Good cam for oval track Outlaw Late model racing on 3/8-1/2 mile tracks. Works well in 415 and up c.i. motors with 1.6/1.55 rocker arm ratios. Rough idle.
40120967 ⁸	50167 ⁸	4000 - 8000	.648"/.627"	268/272	301/305	106/102	.022"/.024"	Good cam for oval track ARCA racing on 1/2 mile or better tracks. Works well in 355-358 c.i. motors with 1.6/1.55 rocker arm ratios. Rough idle.
40120972 ⁸	50172 ⁸	4000 - 7800	.648"/.627"	268/276	301/309	106/102	.022"/.024"	Excellent cam for oval track Winged Outlaw Sprint racing on 3/8 mile or better tracks. Works best in 410 c.i. motors. Rough idle.
40120933 ⁸	501C3 ⁸	4000 - 8000	.652"/.652"	259/268	288/296	107/102	.014"/.014"	Good cam for oval track Late Model or Sprint racing on 3/8 mile or better tracks. Works well in 406-441 c.i. Late Model or 410 c.i. Down Nozzel Sprint. Rough idle.
40120964 ⁸	50164 ⁸	4000 - 8200	.648"/.627"	260/272	293/305	106/102	.022"/.024"	Good cam for oval track ASCS, Limited Late Model with spec motor on 3/8-1/2 mile tracks. Works well in 360 c.i. motors with 1.6 rocker arm ratio. Rough idle.
40120935 ⁸	501C5 ⁸	4000 - 8500	.645"/.645"	261/271	291/301	106/100	.020"/.020"	Excellent cam for oval track Sprint racing on 3/8 mile or better tracks. Works well in 410 c.i. motors. Excellent mid range and upper RPM torque and HP. Rough idle.
40120939 ⁸	501C9 ⁸	4000 - 8500	.645"/.645"	265/273	295/303	108/102	.020"/.020"	Good cam for oval track Outlaw Late Model racing on 3/8 mile or better tracks. Works well in lighter cars on faster tracks with 420-454 c.i. motors. Rough idle.
40120916 ⁸	501D6 ⁸	4500 - 8300	.640"/.640"	276/286	312/322	107/102	.022"/.022"	Good cam for oval track road racing on medium to large tracks. Works well 355 c.i. motors or larger. Excellent mid range and upper RPM torque and HP. Rough idle.

CAMSHAFTS

LIFTERS

VALVE SPRINGS

ROCKER ARMS

PUSHRODS

TIMING SETS

MISCELLANEOUS



CHEVROLET SMALL BLOCK V8 262-400 1955-PRESENT

SOLID ROLLER

CAMSHAFTS

LIFTERS

VALVE SPRINGS

ROCKER ARMS

PUSHRODS

TIMING SETS

MISCELLANEOUS

Cam and Lifter Kit	Complete Kit	Lifters	Springs	Retainers	Locks	Valve Spring Kit	Valve Seals	Timing Set	Pushrods	Rocker Arms
N/A	N/A	72403-16 72443-16	74650-16 ¹ 75825-16¹	76730-16 76731-16	77111-16	74650K3 ¹ 75825K1¹	78503-16 ¹	95100 ¹¹ 95500¹¹	7064-16 8012-16	15305-16 15325-16
N/A	N/A	72403-16 72443-16	74650-16 ¹ 75825-16¹	76730-16 76731-16	77111-16	74650K3 ¹ 75825K1¹	78503-16 ¹	95100 ¹¹ 95500¹¹	7064-16 8012-16	15305-16 15325-16
N/A	N/A	72403-16 72443-16	74650-16 ¹ 75825-16¹	76730-16 76731-16	77111-16	74650K3 ¹ 75825K1¹	78503-16 ¹	95100 ¹¹ 95500¹¹	7064-16 8012-16	15305-16 15325-16
N/A	N/A	72403-16 72443-16	74650-16 ¹ 75825-16¹	76730-16 76731-16	77111-16	74650K3 ¹ 75825K1¹	78503-16 ¹	95100 ¹¹ 95500¹¹	7064-16 8012-16	15305-16 15325-16
N/A	N/A	72403-16 72443-16	74650-16 ¹ 75825-16¹	76730-16 76731-16	77111-16	74650K3 ¹ 75825K1¹	78503-16 ¹	95100 ¹¹ 95500¹¹	7064-16 8012-16	15305-16 15325-16
N/A	N/A	72403-16 72443-16	74650-16 ¹ 75825-16¹	76730-16 76731-16	77111-16	74650K3 ¹ 75825K1¹	78503-16 ¹	95100 ¹¹ 95500¹¹	7064-16 8012-16	15305-16 15325-16
N/A	N/A	72403-16 72443-16	74650-16 ¹ 75825-16¹	76730-16 76731-16	77111-16	74650K3 ¹ 75825K1¹	78503-16 ¹	95100 ¹¹ 95500¹¹	7064-16 8012-16	15305-16 15325-16
N/A	N/A	72403-16 72443-16	74650-16 ¹ 75825-16¹	76730-16 76731-16	77111-16	74650K3 ¹ 75825K1¹	78503-16 ¹	95100 ¹¹ 95500¹¹	7064-16 8012-16	15305-16 15325-16
N/A	N/A	72403-16 72443-16	74650-16 ¹ 75825-16¹	76730-16 76731-16	77111-16	74650K3 ¹ 75825K1¹	78503-16 ¹	95100 ¹¹ 95500¹¹	7064-16 8012-16	15305-16 15325-16
N/A	N/A	72403-16 72443-16	74650-16 ¹ 75825-16¹	76730-16 76731-16	77111-16	74650K3 ¹ 75825K1¹	78503-16 ¹	95100 ¹¹ 95500¹¹	7064-16 8012-16	15305-16 15325-16

NOTE: Part numbers in **BLUE** represent product upgrade

Master Footnote Listing is located on page 2 of this catalog

CHEVROLET SMALL BLOCK V8 262-400 1955-PRESENT

SOLID ROLLER

Oval Track (.900 Base Circle): The Oval Track Cam series from Lunati is designed to pull hard off the corner and have a broad powerband to accelerate down the straights. The right fit for pavement or dirt, these camshafts will give you the power and control that you need. Custom grinds are also available.

Cam Part #	Pre-2011 Cam #	RPM Range	Valve Lift W/ 1.5 RR IN/EX	Duration @ .050" IN/EX	Advertised Duration IN/EX	LSA/ICL	Valve Lash IN/EX	Description
40121144 ⁸	50144SB ⁸	3800 - 7600	.640"/.642"	264/272	297/305	106/102	.025"/.027"	Good cam for oval track Late Model or Sprint car on 1/4-3/8 mile tracks. Works well in large c.i. motors on tacky tracks. Rough idle.
40121121 ⁸	50121SB ⁸	3800 - 7800	.600"/.618"	258/268	308/318	106/102	.022"/.024"	Excellent cam for oval track racing on 3/8-1/2 mile dirt or asphalt tracks. Works well in 355 c.i. motors in medium weight cars. Rough idle.
40121153 ⁸	50153SB ⁸	4000 - 7800	.648"/.627"	260/268	293/301	106/102	.022"/.024"	Good cam for oval track Limited Sprints on 3/8-1/2 mile tracks. Works well in injected 340-370 c.i. motors. Rough idle.
40121172 ⁸	50172SB ⁸	4000 - 7800	.648"/.627"	268/276	301/309	106/102	.022"/.024"	Excellent cam for oval track Winged Outlaw Sprint racing on 3/8 mile or better tracks. Works best in 410 c.i. motors. Rough idle.
40121165 ⁸	50165SB ⁸	4000 - 8000	.648"/.627"	264/272	297/305	106/102	.022"/.024"	Good cam for oval track Outlaw Late Model racing on 3/8-1/2 mile tracks. Works well in 380-415 c.i. motors with 1.6/1.55 rocker arm ratios. Rough idle.
40121166 ⁸	50166SB ⁸	4000 - 8000	.648"/.627"	264/276	297/309	106/102	.022"/.024"	Good cam for oval track outlaw late model racing on 3/8-1/2 mile tracks. Works well in 415 and up c.i. motors with 1.6/1.55 rocker arm ratios. Rough idle.

Oval Track NEW TLR2 (Tight Lash Roller), (.900 Base Circle): The Oval Track Cam series from Lunati is designed to pull hard off the corner and have a broad powerband to accelerate down the straights. The right fit for pavement or dirt, these camshafts will give you the power and control that you need. Custom grinds are also available.

40121107 ⁸	NEW	2800 - 7000	.652"/.655"	250/254	278/282	108/102	.014"/.016"	Aggressive 2 bbl cam, 9:1+ compression ratio, short or flat tracks, broad power band.
40121108 ⁸	NEW	3000 - 7200	.652"/.657"	250/258	278/286	106/102	.014"/.016"	Bigger 2 bbls, restrictors on intake or exhaust, short or flat tracks, 9.5:1+ compression ratio, good mid range.
40121109 ⁸	NEW	3600 - 7800	.657"/.660"	258/266	286/294	106/102	.014"/.016"	4 bbl or injected, 11:1+ compression ratio, medium to large c.i. engines, fast or higher bank tracks, strong mid & top range.
40121110 ⁸	NEW	3800 - 8000	.660"/.660"	264/266	292/294	108/102	.014"/.016"	4bbl or injected alcohol, 12:1+ compression ratio, medium to large c.i. engines, light to medium weight cars.
40121111 ⁸	NEW	4000 - 8000	.660"/.664"	264/274	292/302	108/102	.014"/.016"	Medium to large c.i. engines, carbureted gas, high compression, fast tracks, lightweight cars.
40121112 ⁸	NEW	4000 - 8200	.663"/.667"	270/278	298/306	108/102	.014"/.016"	Large c.i. engines, high compression, high RPM stall converter.

CAMSHAFTS

LIFTERS

VALVE SPRINGS

ROCKER ARMS

PUSHRODS

TIMING SETS

MISCELLANEOUS



CHEVROLET SMALL BLOCK V8 262-400 1955-PRESENT

SOLID ROLLER

CAMSHAFTS

LIFTERS

VALVE SPRINGS

ROCKER ARMS

PUSHRODS

TIMING SETS

MISCELLANEOUS

Cam and Lifter Kit	Complete Kit	Lifters	Springs	Retainers	Locks	Valve Spring Kit	Valve Seals	Timing Set	Pushrods	Rocker Arms
N/A	N/A	72403-16 72443-16	74650-16 ¹ 75825-16¹	76730-16 76731-16	77111-16	74650K3 ¹ 75825K1¹	78503-16 ¹	95100 ¹¹ 95500¹¹	7064-16 8012-16	15305-16 15325-16
N/A	N/A	72403-16 72443-16	74650-16 ¹ 75825-16¹	76730-16 76731-16	77111-16	74650K3 ¹ 75825K1¹	78503-16 ¹	95100 ¹¹ 95500¹¹	7064-16 8012-16	15305-16 15325-16
N/A	N/A	72403-16 72443-16	74650-16 ¹ 75825-16¹	76730-16 76731-16	77111-16	74650K3 ¹ 75825K1¹	78503-16 ¹	95100 ¹¹ 95500¹¹	7064-16 8012-16	15305-16 15325-16
N/A	N/A	72403-16 72443-16	74650-16 ¹ 75825-16¹	76730-16 76731-16	77111-16	74650K3 ¹ 75825K1¹	78503-16 ¹	95100 ¹¹ 95500¹¹	7064-16 8012-16	15305-16 15325-16
N/A	N/A	72403-16 72443-16	74650-16 ¹ 75825-16¹	76730-16 76731-16	77111-16	74650K3 ¹ 75825K1¹	78503-16 ¹	95100 ¹¹ 95500¹¹	7064-16 8012-16	15305-16 15325-16
N/A	N/A	72403-16 72443-16	74650-16 ¹ 75825-16¹	76730-16 76731-16	77111-16	74650K3 ¹ 75825K1¹	78503-16 ¹	95100 ¹¹ 95500¹¹	7064-16 8012-16	15305-16 15325-16
N/A	N/A	72403-16 72443-16	74650-16 ¹ 75825-16¹	76730-16 76731-16	77111-16	74650K3 ¹ 75825K1¹	78503-16 ¹	95100 ¹¹ 95500¹¹	7064-16 8012-16	15305-16 15325-16
N/A	N/A	72403-16 72443-16	74650-16 ¹ 75825-16¹	76730-16 76731-16	77111-16	74650K3 ¹ 75825K1¹	78503-16 ¹	95100 ¹¹ 95500¹¹	7064-16 8012-16	15305-16 15325-16
N/A	N/A	72403-16 72443-16	74650-16 ¹ 75825-16¹	76730-16 76731-16	77111-16	74650K3 ¹ 75825K1¹	78503-16 ¹	95100 ¹¹ 95500¹¹	7064-16 8012-16	15305-16 15325-16
N/A	N/A	72403-16 72443-16	74650-16 ¹ 75825-16¹	76730-16 76731-16	77111-16	74650K3 ¹ 75825K1¹	78503-16 ¹	95100 ¹¹ 95500¹¹	7064-16 8012-16	15305-16 15325-16
N/A	N/A	72403-16 72443-16	74650-16 ¹ 75825-16¹	76730-16 76731-16	77111-16	74650K3 ¹ 75825K1¹	78503-16 ¹	95100 ¹¹ 95500¹¹	7064-16 8012-16	15305-16 15325-16

NOTE: Part numbers in **BLUE** represent product upgrade

Master Footnote Listing is located on page 2 of this catalog

CHEVROLET SMALL BLOCK V8 262-400 1955-PRESENT

SOLID ROLLER

Oval Track (4 & 7 Swap): The Oval Track Cam series from Lunati is designed to pull hard off the corner and have a broad powerband to accelerate down the straights. The right fit for pavement or dirt, these camshafts will give you the power and control that you need. Custom grinds are also available. 1-8-7-3-6-5-4-2 Firing order.

Cam Part #	Pre-2011 Cam #	RPM Range	Valve Lift W/ 1.5 RR IN/EX	Duration @ .050" IN/EX	Advertised Duration IN/EX	LSA/ICL	Valve Lash IN/EX	Description
40121244 ⁸	50144A ⁸	3800 - 7600	.640"/.642"	264/272	297/305	106/102	.025"/.027"	Good for oval track Late Model or Sprint cars on 1/4-3/8 mile tracks. Good large c.i. motors on tacky tracks. Rough idle.
40121221 ⁸	50121A ⁸	3800 - 7800	.600"/.618"	258/268	308/318	106/102	.022"/.024"	Excellent cam for oval track racing on 3/8-1/2 mile dirt or asphalt tracks. Works well in 355 c.i. motors in medium weight cars. Rough idle.
40121253 ⁸	50153A ⁸	4000 - 7800	.648"/.627"	260/268	293/301	106/102	.022"/.024"	Good for oval track Limited Sprints on 3/8-1/2 mile tracks. Works well in injected 340-370 c.i. motors. Rough idle.
40121272 ⁸	50172A ⁸	4000 - 7800	.648"/.627"	268/276	301/309	106/102	.022"/.024"	Excellent cam for oval track Winged Outlaw Sprint racing on 3/8 mile or better tracks. Works best in 410 c.i. motors. Rough idle.
40121265 ⁸	50165A ⁸	4000 - 8000	.648"/.627"	264/272	297/305	106/102	.022"/.024"	Good cam for oval track Outlaw Late Model racing on 3/8-1/2 mile tracks. Works well in 380-415 c.i. motors with 1.6/1.55 rocker arm ratios. Rough idle.
40121266 ⁸	50166A ⁸	4000 - 8000	.648"/.627"	264/276	297/309	106/102	.022"/.024"	Good cam for oval track Outlaw Late Model racing on 3/8-1/2 mile tracks. Works well in 415+ c.i. motors with 1.6/1.55 rocker arm ratios. Rough idle.

Oval Track (4 & 7 Swap, .900 Base Circle): See Description Above

40121344 ⁸	50144SBA ⁸	3800 - 7600	.640"/.642"	264/272	297/305	106/102	.025"/.027"	Good for oval track Late Model or Sprint cars on 1/4-3/8 mile tracks. Good in large c.i. motors on tacky tracks. Rough idle.
40121321 ⁸	50121SBA ⁸	3800 - 7800	.600"/.618"	258/268	308/318	106/102	.022"/.024"	Excellent for oval track racing on 3/8-1/2 mile dirt or asphalt tracks. Good in 355 c.i. motors in medium weight cars. Rough idle.
40121353 ⁸	50153SBA ⁸	4000 - 7800	.648"/.627"	260/268	293/301	106/102	.022"/.024"	Good cam for oval track Limited Sprints on 3/8-1/2 mile tracks. Works well in injected 340-370 c.i. motors. Rough idle.
40121372 ⁸	50172SBA ⁸	4000 - 7800	.648"/.627"	268/276	301/309	106/102	.022"/.024"	Excellent cam for oval track Winged Outlaw Sprints on 3/8 mile or better tracks. Works best in 410 c.i. motors. Rough idle.
40121365 ⁸	50165SBA ⁸	4000 - 8000	.648"/.627"	264/272	297/305	106/102	.022"/.024"	Good for oval track Outlaw Late Model racing on 3/8-1/2 mile tracks. Good in 380-415 c.i. motors with 1.6/1.55 rockers. Rough idle.
40121366 ⁸	50166SBA ⁸	4000 - 8000	.648"/.627"	264/276	297/309	106/102	.022"/.024"	Good for oval track Outlaw Late Model racing on 3/8-1/2 mile tracks. Good in 415+ c.i. motors with 1.6/1.55 rockers. Rough idle.

CAMSHAFTS

LIFTERS

VALVE SPRINGS

ROCKER ARMS

PUSHRODS

TIMING SETS

MISCELLANEOUS



CHEVROLET SMALL BLOCK V8 262-400 1955-PRESENT

SOLID ROLLER

CAMSHAFTS

LIFTERS

VALVE SPRINGS

ROCKER ARMS

PUSHRODS

TIMING SETS

MISCELLANEOUS

Cam and Lifter Kit	Complete Kit	Lifters	Springs	Retainers	Locks	Valve Spring Kit	Valve Seals	Timing Set	Pushrods	Rocker Arms
N/A	N/A	72403-16 72443-16	74650-16 ¹ 75825-16¹	76730-16 76731-16	77111-16	74650K3 ¹ 75825K1¹	78503-16 ¹	95100 ¹¹ 95500¹¹	7064-16 8012-16	15305-16 15325-16
N/A	N/A	72403-16 72443-16	74650-16 ¹ 75825-16¹	76730-16 76731-16	77111-16	74650K3 ¹ 75825K1¹	78503-16 ¹	95100 ¹¹ 95500¹¹	7064-16 8012-16	15305-16 15325-16
N/A	N/A	72403-16 72443-16	74650-16 ¹ 75825-16¹	76730-16 76731-16	77111-16	74650K3 ¹ 75825K1¹	78503-16 ¹	95100 ¹¹ 95500¹¹	7064-16 8012-16	15305-16 15325-16
N/A	N/A	72403-16 72443-16	74650-16 ¹ 75825-16¹	76730-16 76731-16	77111-16	74650K3 ¹ 75825K1¹	78503-16 ¹	95100 ¹¹ 95500¹¹	7064-16 8012-16	15305-16 15325-16
N/A	N/A	72403-16 72443-16	74650-16 ¹ 75825-16¹	76730-16 76731-16	77111-16	74650K3 ¹ 75825K1¹	78503-16 ¹	95100 ¹¹ 95500¹¹	7064-16 8012-16	15305-16 15325-16
N/A	N/A	72403-16 72443-16	74650-16 ¹ 75825-16¹	76730-16 76731-16	77111-16	74650K3 ¹ 75825K1¹	78503-16 ¹	95100 ¹¹ 95500¹¹	7064-16 8012-16	15305-16 15325-16
N/A	N/A	72403-16 72443-16	74650-16 ¹ 75825-16¹	76730-16 76731-16	77111-16	74650K3 ¹ 75825K1¹	78503-16 ¹	95100 ¹¹ 95500¹¹	7064-16 8012-16	15305-16 15325-16
N/A	N/A	72403-16 72443-16	74650-16 ¹ 75825-16¹	76730-16 76731-16	77111-16	74650K3 ¹ 75825K1¹	78503-16 ¹	95100 ¹¹ 95500¹¹	7064-16 8012-16	15305-16 15325-16
N/A	N/A	72403-16 72443-16	74650-16 ¹ 75825-16¹	76730-16 76731-16	77111-16	74650K3 ¹ 75825K1¹	78503-16 ¹	95100 ¹¹ 95500¹¹	7064-16 8012-16	15305-16 15325-16
N/A	N/A	72403-16 72443-16	74650-16 ¹ 75825-16¹	76730-16 76731-16	77111-16	74650K3 ¹ 75825K1¹	78503-16 ¹	95100 ¹¹ 95500¹¹	7064-16 8012-16	15305-16 15325-16

NOTE: Part numbers in **BLUE** represent product upgrade

Master Footnote Listing is located on page 2 of this catalog

CHEVROLET SMALL BLOCK LT1, LT4, AND 1987-PRESENT

HYDRAULIC ROLLER

BareBones: BareBones Camshafts allow you to get an upgrade in horsepower without killing your budget. A good fit for mild race, street and off road applications, the BareBones line has a modern asymmetrical lobe design that offers improved throttle response and acceleration.

Cam Part #	Pre-2011 Cam #	RPM Range	Valve Lift W/ 1.5 RR IN/EX	Duration @ .050" IN/EX	Advertised Duration IN/EX	LSA/ICL	Valve Lash IN/EX	Description
20080130	10030	1800 - 5800	.503"/.503"	218/228	276/286	112/108	Hyd/Hyd	Fair idle, great low to mid range power for daily usage. Works well with tune port injection.
20080131	10031	2000 - 6400	.507"/.507"	232/242	278/288	112/108	Hyd/Hyd	Rough idle, excellent mid range and upper RPM power. Likes 2200 RPM stall converter. Requires custom programming for EFI engines.

Street/Strip: These cams produce excellent power in mild to higher performance street and strip applications when moderate engine modifications have been made with proper gearing.

20080543	54743	1800 - 6000	.471"/.480"	219/227	287/298	112/108	Hyd/Hyd	For daily performance use. Works with factory fuel injection that has aftermarket computer chip modification. Good idle.
20080561	54761	2000 - 6400	.478"/.480"	227/234	298/286	112/108	Hyd/Hyd	Good for high performance street use. Good increase in mid and upper RPM torque and HP. Fair idle.
20080556	54756	2000 - 6500	.510"/.525"	232/242	290/300	110/106	Hyd/Hyd	Great high performance cam for use with aftermarket computer and modified factory fuel injection. Lopey idle.
20080562	54762	2200 - 6800	.525"/.540"	242/252	300/310	110/106	Hyd/Hyd	Good high performance cam for mild bracket race car. Works with larger c.i. motors needing maximum performance. Needs 2500-2800 RPM stall converter, headers, increased compression ratio and 3.90 gearing. Great with nitrous. Lopey idle.

EFI Compatible: Lunati's EFI Cams are specifically designed to extend the RPM powerband of computer controlled performance based motors. These cams for electronic fuel injected engines produce better torque, throttle response and vacuum signal. The EFI cams will work with most factory fuel injection systems. However some may require both fuel injection and computer upgrades.

20080678	54778	1200 - 4500	.469"/.489"	206/215	258/268	112/108	Hyd/Hyd	Excellent replacement cam for 92-93 LT1 motors and L98 speed density motors. Good idle.
20080642	54742	1500 - 5200	.416"/.447"	209/213	270/279	112/108	Hyd/Hyd	For daily performance use and efficiency. Improved low end response and mid range torque and HP over OEM cam. Good idle.
20080660	54760	1500 - 5300	.447"/.471"	213/219	279/287	112/108	Hyd/Hyd	Has greatly improved power and torque over stock cam. Good idle.
20080655	54755	1500 - 5500	.489"/.503"	215/218	268/276	115/111	Hyd/Hyd	Improved mid range torque and HP. Good idle and street performance.
20080679	54779	1600 - 5600	.489"/.489"	215/224	268/279	112/108	Hyd/Hyd	Great high performance street cam with stock stall converter and factory EFI. Good idle.

CAMSHAFTS

LIFTERS

VALVE SPRINGS

ROCKER ARMS

PUSHRODS

TIMING SETS

MISCELLANEOUS



CHEVROLET SMALL BLOCK LT1, LT4, AND 1987-PRESENT

HYDRAULIC ROLLER

CAMSHAFTS

LIFTERS

VALVE SPRINGS

ROCKER ARMS

PUSHRODS

TIMING SETS

MISCELLANEOUS

	Cam and Lifter Kit	Complete Kit	Lifters	Springs	Retainers	Locks	Valve Spring Kit	Valve Seals	Timing Set	Pushrods	Rocker Arms
	20080130LK	20080130K ⁹	72910-16 72430-16	73943-16 74818-16	75742-16 75787-16	77003-16	73943K1 74818K2	78501-16	93026 ⁹ 95550^{9,11}	80159-16 5040-16	15340-16
	20080131LK	20080131K ⁹	72910-16 72430-16	73943-16 74818-16	75742-16 75787-16	77003-16	73943K1 74818K2	78501-16	93026 ⁹ 95550^{9,11}	80159-16 5040-16	15340-16
	20080543LK	20080543K ⁹	72910-16 72430-16	73943-16 74818-16	75742-16 75595-16	77003-16 77111-16	73943K1 74818K5	78501-16 78503-16¹	93026 ⁹ 95550^{9,11}	80159-16 5040-16	15340-16
	20080561LK	20080561K ⁹	72910-16 72430-16	73943-16 74818-16	75742-16 75595-16	77003-16 77111-16	73943K1 74818K5	78501-16 78503-16¹	93026 ⁹ 95550^{9,11}	80159-16 5040-16	15340-16
	20080556LK	20080556K ⁹	72910-16 72530-16	73100-16 ¹ 74886-16	75740-16 75595-16	77111-16	73100K2 ¹ 74886K1	78503-16 ¹	93026 ⁹ 95550^{9,11}	5040-16 7040-16	15340-16
	20080562LK	20080562K ⁹	72910-16 72530-16	73100-16 ¹ 74886-16	75740-16 75595-16	77111-16	73100K2 ¹ 74886K1	78503-16 ¹	93026 ⁹ 95550^{9,11}	5040-16 7040-16	15340-16
	20080678LK	20080678K ⁹	72910-16 72430-16	73943-16 74818-16	75742-16 75595-16	77003-16 77111-16	73943K1 74818K5	78501-16 78503-16¹	93026 ⁹ 95550^{9,11}	80159-16 5040-16	15340-16
	20080642LK	20080642K ⁹	72910-16 72430-16	73943-16 74818-16	75742-16 75595-16	77003-16 77111-16	73943K1 74818K5	78501-16 78503-16¹	93026 ⁹ 95550^{9,11}	80159-16 5040-16	15340-16
	20080660LK	20080660K ⁹	72910-16 72430-16	73943-16 74818-16	75742-16 75595-16	77003-16 77111-16	73943K1 74818K5	78501-16 78503-16¹	93026 ⁹ 95550^{9,11}	80159-16 5040-16	15340-16
	20080655LK	20080655K ⁹	72910-16 72430-16	73943-16 74818-16	75742-16 75595-16	77003-16 77111-16	73943K1 74818K5	78501-16 78503-16¹	93026 ⁹ 95550^{9,11}	80159-16 5040-16	15340-16
	20080679LK	20080679K ⁹	72910-16 72430-16	73943-16 74818-16	75742-16 75595-16	77003-16 77111-16	73943K1 74818K5	78501-16 78503-16¹	93026 ⁹ 95550^{9,11}	80159-16 5040-16	15340-16

NOTE: Part numbers in **BLUE** represent product upgrade

Master Footnote Listing is located on page 2 of this catalog

CHEVROLET SMALL BLOCK LT1, LT4, AND 1987-PRESENT

HYDRAULIC ROLLER

Voodoo: Lunati's Voodoo series of camshafts deliver more area under the curve than any other series of camshafts. This means more throttle response, quicker acceleration, more vacuum and better efficiency. These factors, combined with maximum horsepower and torque, make Voodoo camshafts the perfect choice for a wide range of high performance applications.

Cam Part #	Pre-2011 Cam #	RPM Range	Valve Lift W/ 1.5 RR IN/EX	Duration @ .050" IN/EX	Advertised Duration IN/EX	LSA/ICL	Valve Lash IN/EX	Description
20080720	60120	1600 - 5600	.507"/.515"	211/219	262/270	112/106	Hyd/Hyd	Great choice for stock to mildly modified engines, works well with OEM style injection, great inboard /outboard marine cam for economy and skiing. Good mileage and torque increase.
20080721	60121	1800 - 6000	.515"/.530"	219/227	270/278	112/106	Hyd/Hyd	Strong power increase in mildly modified engines with great throttle response. Works w/ stock converter in 383+ c.i. Likes 2000 RPM converter in 350 or less c.i. applications and 3.23-3.73 gearing. Largest choice for inboard/outboard marine applications. Noticeable idle and likes headers.
20080722	60122	2400 - 6400	.535"/.550"	231/239	282/290	110/106	Hyd/Hyd	Great for street machines. Likes upgraded intake, carb and headers. Needs 9.5:1 comp. min. Requires 2500 RPM stall converter in most applications and needs 3.42+ gearing.
20080723	60123	2800 - 6800	.560"/.565"	243/251	294/302	110/106	Hyd/Hyd	Serious street and bracket race cam. Needs 10.5:1 compression. Makes unequalled power above 3500 RPM. Works well with moderate amounts of nitrous or small supercharger.

GM V8 LS GEN III/IV 1997-PRESENT, 3-BOLT

HYDRAULIC ROLLER

Street/Strip (3-Bolt): These cams produce excellent power in mild to higher performance street and strip applications when moderate engine modifications have been made with proper gearing.

Cam Part #	Pre-2011 Cam #	RPM Range	Valve Lift W/ 1.7 RR IN/EX	Duration @ .050" IN/EX	Advertised Duration IN/EX	LSA/ICL	Valve Lash IN/EX	Description
20540501	55001	1500 - 4500	.471"/.507"	212/216	270/279	116/112	Hyd/Hyd	Increased low end and mid range torque and HP over stock cam. Excellent idle.
20540502	55002	1800 - 4800	.510"/.510"	212/221	270/279	116/112	Hyd/Hyd	Excellent low end torque and mid range HP. Good idle.
20540503	55003	2000 - 5000	.526"/.534"	218/221	282/287	116/112	Hyd/Hyd	Good high performance cam with lots of mid range torque and top end HP. Fair idle.
20540504	55004	2500 - 6000	.558"/.558"	221/221	283/283	114/110	Hyd/Hyd	Good all out street performance or mild race cam. Valvetrain modifications necessary (valve springs). Fair idle.
20540505	55005	2500 - 6000	.534"/.544"	222/230	287/298	114/110	Hyd/Hyd	Good Pro Street or mild race cam. Valvetrain modifications necessary (valve springs). Choppy idle.
20540506	55006	2500 - 6000	.560"/.560"	224/224	283/293	112/108	Hyd/Hyd	Good all out street performance and mid level race cam. Engine and computer mods required. Rough idle.



CHEVROLET SMALL BLOCK LT1, LT4, AND 1987-PRESENT

HYDRAULIC ROLLER

CAMSHAFTS

LIFTERS

VALVE SPRINGS

ROCKER ARMS

PUSHRODS

TIMING SETS

MISCELLANEOUS

Cam and Lifter Kit	Complete Kit	Lifters	Springs	Retainers	Locks	Valve Spring Kit	Valve Seals	Timing Set	Pushrods	Rocker Arms
20080720LK	20080720K ⁹	72910-16 72430-16	73943-16 74818-16	75742-16 75595-16	77003-16 77111-16	73943K1 74818K5	78501-16 78503-16¹	93026 ⁹ 95550^{9,11}	5040-16 7040-16	15340-16
20080721LK	20080721K ⁹	72910-16 72430-16	73943-16 74818-16	75742-16 75595-16	77003-16 77111-16	73943K1 74818K5	78501-16 78503-16¹	93026 ⁹ 95550^{9,11}	5040-16 7040-16	15340-16
20080722LK	20080722K ⁹	72910-16 ¹ 72530-16	73100-16 74886-16	75740-16 75595-16	77111-16	73100K2 ¹ 74886K1	78503-16 ¹	93026 ⁹ 95550^{9,11}	5040-16 7040-16	15340-16
20080723LK	20080723K ⁹	72910-16 ¹ 72530-16	73100-16 74886-16	75740-16 75595-16	77111-16	73100K2 ¹ 74886K1	78503-16 ¹	93026 ⁹ 95550^{9,11}	5040-16 7040-16	15340-16

GM V8 LS GEN III/IV 1997-PRESENT, 3-BOLT

HYDRAULIC ROLLER

Cam and Lifter Kit	Complete Kit	Lifters	Springs	Retainers	Locks	Valve Spring Kit	Valve Seals	Timing Set	Pushrods	Rocker Arms
20540501LK	20540501K ²⁷	72332-16 72437-16	74818-16 73925-16	75774-16 75793-16	77123-16	74818K1 73925K1²⁷	78511-16	95158 ¹¹ 95536¹¹	5048-16 7048-16	85427-16 15425-16
20540502LK	20540502K ²⁷	72332-16 72437-16	74818-16 73925-16	75774-16 75793-16	77123-16	74818K1 73925K1²⁷	78511-16	95158 ¹¹ 95536¹¹	5048-16 7048-16	85427-16 15425-16
20540503LK	20540503K ²⁷	72332-16 72437-16	74818-16 73925-16	75774-16 75793-16	77123-16	74818K1 73925K1²⁷	78511-16	95158 ¹¹ 95536¹¹	5048-16 7048-16	85427-16 15425-16
20540504LK	20540504K ²⁷	72332-16 72437-16	74818-16 73925-16	75774-16 75793-16	77123-16	74818K1 73925K1²⁷	78511-16	95158 ¹¹ 95536¹¹	5048-16 7048-16	85427-16 15425-16
20540505LK	20540505K ²⁷	72332-16 72437-16	74818-16 73925-16	75774-16 75793-16	77123-16	74818K1 73925K1²⁷	78511-16	95158 ¹¹ 95536¹¹	5048-16 7048-16	85427-16 15425-16
20540506LK	20540506K ²⁷	72332-16 72437-16	74818-16 73925-16	75774-16 75793-16	77123-16	74818K1 73925K1²⁷	78511-16	95158 ¹¹ 95536¹¹	5048-16 7048-16	85427-16 15425-16

Street/Strip (3-Bolt) Cams Chart Continued On Following Page →

NOTE: Part numbers in BLUE represent product upgrade

Master Footnote Listing is located on page 2 of this catalog

GM V8 LS GEN III/IV 1997-PRESENT, 3-BOLT

HYDRAULIC ROLLER

Street/Strip (3-Bolt): These cams produce excellent power in mild to higher performance street and strip applications when moderate engine modifications have been made with proper gearing.

Cam Part #	Pre-2011 Cam #	RPM Range	Valve Lift W/ 1.7 RR IN/EX	Duration @ .050" IN/EX	Advertised Duration IN/EX	LSA/ICL	Valve Lash IN/EX	Description
20540507	55007	2800 - 6000	.544"/.543"	230/237	298/286	112/108	Hyd/Hyd	Good Pro Street or road race cam. Engine and computer mods required. Rough idle.
20540508	55008	3000 - 6500	.595"/.595"	237/242	298/301	112/108	Hyd/Hyd	Good drag race or road race cam only. Major engine and computer mods are required. Rough idle.
20540509	55009	3500 - 6500	.595"/.595"	242/242	300/300	112/108	Hyd/Hyd	Excellent all out performance cam for large c.i. motors. Major engine and computer mods are required. Rough idle.

Voodoo (3-Bolt): Lunati's Voodoo series of camshafts deliver more area under the curve than any other series of camshafts. This means more throttle response, quicker acceleration, more vacuum and better efficiency. These factors, combined with maximum horsepower and torque, make Voodoo camshafts the perfect choice for a wide range of high performance applications.

20540710	60510	1400 - 6200	.531"/.531"	212/218	262/268	113/109	Hyd/Hyd	Excellent increase in torque and mid range HP. Very wide power band with very crisp throttle response. Great LS6 replacement performance cam.
20540713	60513	1800 - 6400	.549"/.549"	217/223	267/273	113/109	Hyd/Hyd	Excellent choice for hot street cam. Has great mid range and high RPM power. Needs programmer.
20540711	60511	2000 - 6600	.567"/.567"	222/228	272/278	113/109	Hyd/Hyd	Great street/strip performance. Very strong HP increase above 3500 RPM with proper tuning. Very driveable with good street manners.
20540714	60514	2200 - 6800	.584"/.584"	227/233	277/283	113/109	Hyd/Hyd	Street/race cam. Requires computer mods. Needs upgraded intake and exhaust to maximize performance.
20540712	60512	2400 - 7000	.599"/.601"	232/238	282/288	113/109	Hyd/Hyd	Great street/race cam. Requires computer mods & upgraded intake & exhaust to maximize performance. Excellent high RPM power.
20540715	60515	2600 - 7200	.600"/.600"	237/243	287/293	113/109	Hyd/Hyd	Serious street/race cam. Needs computer mods. Needs upgraded intake and exhaust to maximize performance.

Voodoo High Lift (3-Bolt): See Description Above.

20540716	60516	1800 - 6400	.625"/.625"	219/223	270/274	112/108	Hyd/Hyd	Great street cam with excellent low to mid range torque and HP. Needs engine mods, good idle.
20540717	60517	2200 - 6800	.651"/.651"	227/231	278/282	112/108	Hyd/Hyd	Choppy idle with excellent mid to top end HP. Engine and computer mods required.
20540718	60518	2400 - 7000	.651"/.651"	235/239	286/290	112/108	Hyd/Hyd	Rough idle, serious street cam, requires engine and computer mods.

Voodoo W/ Carburetor (3-Bolt): See Description Above.

20540719	60519	2400 - 6800	.651"/.651"	227/231	278/282	108/108	Hyd/Hyd	Fair idle, excellent mid range torque and HP.
20540720	60520	2800 - 7000	.651"/.651"	235/243	286/294	108/108	Hyd/Hyd	Rough idle, strong mid range to top end torque and HP.
20540721	60521	3200 - 7200	.651"/.651"	247/255	298/306	108/108	Hyd/Hyd	Very rough idle with great top end power. Needs engine and computer mods.
20540722	60522	3600 - 7500	.651"/.651"	255/263	306/314	108/108	Hyd/Hyd	Massive top end torque and HP.

CAMSHAFTS

LIFTERS

VALVE SPRINGS

ROCKER ARMS

PUSHERS

TIMING SETS

MISCELLANEOUS



GM V8 LS GEN III/IV 1997-PRESENT, 3-BOLT

HYDRAULIC ROLLER

CAMSHAFTS

LIFTERS

VALVE SPRINGS

ROCKER ARMS

PUSHRODS

TIMING SETS

MISCELLANEOUS

	Cam and Lifter Kit	Complete Kit	Lifters	Springs	Retainers	Locks	Valve Spring Kit	Valve Seals	Timing Set	Pushrods	Rocker Arms
	20540507LK	20540507K ²⁷	72332-16 72437-16	74818-16 73925-16	75774-16 75793-16	77123-16	74818K1 73925K1²⁷	78511-16	95158 ¹¹ 95536¹¹	5048-16 7048-16	85427-16 15425-16
	20540508LK	20540508K ²⁷	72437-16 72532-16	74818-16 73925-16	75774-16 75793-16	77123-16	74818K1 73925K1²⁷	78511-16	95158 ¹¹ 95536¹¹	5048-16 7048-16	85427-16 15425-16
	20540509LK	20540509K ²⁷	72437-16 72532-16	74818-16 73925-16	75774-16 75793-16	77123-16	74818K1 73925K1²⁷	78511-16	95158 ¹¹ 95536¹¹	5048-16 7048-16	85427-16 15425-16
	20540710LK	20540710K	72332-16 72437-16	74818-16 73925-16	75774-16 75793-16	77123-16	74818K1 73925K1²⁷	78511-16	95158 ¹¹ 95536¹¹	5048-16 7048-16	85427-16 15425-16
	20540713LK	20540713K	72332-16 72437-16	74818-16 73925-16	75774-16 75793-16	77123-16	74818K1 73925K1²⁷	78511-16	95158 ¹¹ 95536¹¹	5048-16 7048-16	85427-16 15425-16
	20540711LK	20540711K	72332-16 72437-16	74818-16 73925-16	75774-16 75793-16	77123-16	74818K1 73925K1²⁷	78511-16	95158 ¹¹ 95536¹¹	5048-16 7048-16	85427-16 15425-16
	20540714LK	20540714K	72437-16 72532-16	74818-16 73925-16	75774-16 75793-16	77123-16	74818K1 73925K1²⁷	78511-16	95158 ¹¹ 95536¹¹	5048-16 7048-16	85427-16 15425-16
	20540712LK	20540712K	72437-16 72532-16	74818-16 73925-16	75774-16 75793-16	77123-16	74818K1 73925K1²⁷	78511-16	95158 ¹¹ 95536¹¹	5048-16 7048-16	85427-16 15425-16
	20540715LK	20540715K	72437-16 72532-16	74818-16 73925-16	75774-16 75793-16	77123-16	74818K1 73925K1²⁷	78511-16	95158 ¹¹ 95536¹¹	5048-16 7048-16	85427-16 15425-16
	20540716LK	20540716K	72332-16 72437-16	73925-16	75793-16	77123-16	73925K1 ²⁷	78511-16	95158 ¹¹ 95536¹¹	5048-16 7048-16	85427-16 15425-16
	20540717LK	20540717K	72437-16 72532-16	73925-16	75793-16	77123-16	73925K1 ²⁷	78511-16	95158 ¹¹ 95536¹¹	5048-16 7048-16	85427-16 15425-16
	20540718LK	20540718K	72437-16 72532-16	73925-16	75793-16	77123-16	73925K1 ²⁷	78511-16	95158 ¹¹ 95536¹¹	5048-16 7048-16	85427-16 15425-16
	20540719LK	20540719K	72437-16 72532-16	73925-16	75793-16	77123-16	73925K1 ²⁷	78511-16	95158 ¹¹ 95536¹¹	5048-16 7048-16	85427-16 15425-16
	20540720LK	20540720K	72437-16 72532-16	73925-16	75793-16	77123-16	73925K1 ²⁷	78511-16	95158 ¹¹ 95536¹¹	5048-16 7048-16	85427-16 15425-16
	20540721LK	20540721K	72437-16 72532-16	73925-16	75793-16	77123-16	73925K1 ²⁷	78511-16	95158 ¹¹ 95536¹¹	5048-16 7048-16	85427-16 15425-16
	20540722LK	20540722K	72437-16 72532-16	73925-16	75793-16	77123-16	73925K1 ²⁷	78511-16	95158 ¹¹ 95536¹¹	5048-16 7048-16	85427-16 15425-16

GM V8 LS GEN III/IV 1997-PRESENT, 3-BOLT

HYDRAULIC ROLLER

Voodoo Nitrous/SuperCharger (3-Bolt): Lunati's Voodoo series of camshafts deliver more area under the curve than any other series of camshafts. This means more throttle response, quicker acceleration, more vacuum and better efficiency. These factors, combined with maximum horsepower and torque, make Voodoo camshafts the perfect choice for a wide range of high performance applications.

Cam Part #	Pre-2011 Cam #	RPM Range	Valve Lift W/ 1.7 RR IN/EX	Duration @ .050" IN/EX	Advertised Duration IN/EX	LSA/ICL	Valve Lash IN/EX	Description
20540723	60523	2200 - 6800	.651"/.651"	227/239	278/290	112/108	Hyd/Hyd	Fair idle, strong bottom and mid range, works with small nitrous kit or up to 8 psi of boost.
20540724	60524	2400 - 7000	.651"/.651"	235/247	286/298	113/111	Hyd/Hyd	Choppy idle with explosive mid range. Likes 150 HP nitrous or 6 -10 psi boost .
20540725	60525	3000 - 7500	.651"/.651"	251/263	302/314	114/112	Hyd/Hyd	Very rough idle with BIG top end HP gains, likes 150+ HP nitrous or 10+ psi boost.

Voodoo Turbo (3-Bolt): See Description Above

20540726	60526	2000 - 6400	.651"/.651"	227/227	278/278	114/108	Hyd/Hyd	Fair idle, strong bottom to mid range 0-8 psi boost.
20540727	60527	2200 - 6600	.651"/.651"	235/235	286/286	114/108	Hyd/Hyd	Rough idle with explosive mid range to top end, 0-12 psi boost.
20540728	60528	2600 - 7400	.651"/.651"	243/243	294/294	116/110	Hyd/Hyd	Great sound, big top end power with 10+ psi boost.

Voodoo LS1 W/ L92 Heads (3-Bolt): See Description Above

20540729	60529	1600 - 6200	.530"/.549"	212/223	262/273	112/108	Hyd/Hyd	Good idle, excellent low end torque and mid range HP. Great RV cam.
20540730	60530	1800 - 6400	.549"/.566"	217/228	267/278	112/108	Hyd/Hyd	Fair idle, good high performance cam, lots of mid range torque and top end HP.
20540731	60531	2200 - 6800	.583"/.600"	227/238	277/288	112/108	Hyd/Hyd	Rough idle, great street & strip cam, needs engine and computer mods.
20540732	60532	1800 - 6400	.625"/.651"	219/231	270/282	112/108	Hyd/Hyd	Good idle, excellent low to mid range torque and HP, needs engine mods. Great street cam.
20540733	60533	2200 - 6800	.651"/.651"	227/239	278/290	112/108	Hyd/Hyd	Choppy idle with excellent mid to top end HP. Engine and computer mods required.

GM V8 LS GEN IV 2005-PRESENT, 1-BOLT, NON-VVT

HYDRAULIC ROLLER

Voodoo (1-Bolt): Lunati's Voodoo series of camshafts deliver more area under the curve than any other series of camshafts. This means more throttle response, quicker acceleration, more vacuum and better efficiency. These factors, combined with maximum horsepower and torque, make Voodoo camshafts the perfect choice for a wide range of high performance applications.

Cam Part #	Pre-2011 Cam #	RPM Range	Valve Lift W/ 1.7 RR IN/EX	Duration @ .050" IN/EX	Advertised Duration IN/EX	LSA/ICL	Valve Lash IN/EX	Description
21460700	65600	1600 - 6200	.530"/.549"	212/223	262/273	112/108	Hyd/Hyd	Good idle, excellent low end torque and mid range HP. Great RV cam.
21460701	65601	1800 - 6400	.549"/.566"	217/228	267/278	112/108	Hyd/Hyd	Good high performance cam with lots of mid range torque and upper end HP. Fair Idle.
21460702	65602	2200 - 6800	.583"/.600"	227/238	277/288	112/108	Hyd/Hyd	Great street & strip cam, needs engine and computer modifications. Rough Idle



GM V8 LS GEN III/IV 1997-PRESENT, 3-BOLT

HYDRAULIC ROLLER

CAMSHAFTS

LIFTERS

VALVE SPRINGS

ROCKER ARMS

PUSHRODS

TIMING SETS

MISCELLANEOUS

	Cam and Lifter Kit	Complete Kit	Lifters	Springs	Retainers	Locks	Valve Spring Kit	Valve Seals	Timing Set	Pushrods	Rocker Arms
	20540723LK	20540723K	72437-16 72532-16	73925-16	75793-16	77123-16	73925K1 ²⁷	78511-16	95158 ¹¹ 95536¹¹	5048-16 7048-16	85427-16 15425-16
	20540724LK	20540724K	72437-16 72532-16	73925-16	75793-16	77123-16	73925K1 ²⁷	78511-16	95158 ¹¹ 95536¹¹	5048-16 7048-16	85427-16 15425-16
	20540725LK	20540725K	72437-16 72532-16	73925-16	75793-16	77123-16	73925K1 ²⁷	78511-16	95158 ¹¹ 95536¹¹	5048-16 7048-16	85427-16 15425-16
	20540726LK	20540726K	72437-16 72532-16	73925-16	75793-16	77123-16	73925K1 ²⁷	78511-16	95158 ¹¹ 95536¹¹	5048-16 7048-16	85427-16 15425-16
	20540727LK	20540727K	72437-16 72532-16	73925-16	75793-16	77123-16	73925K1 ²⁷	78511-16	95158 ¹¹ 95536¹¹	5048-16 7048-16	85427-16 15425-16
	20540728LK	20540728K	72437-16 72532-16	73925-16	75793-16	77123-16	73925K1 ²⁷	78511-16	95158 ¹¹ 95536¹¹	5048-16 7048-16	85427-16 15425-16
	20540729LK	20540729K	72332-16 72437-16	73925-16	75793-16	77123-16	73925K1 ²⁷	78511-16	95158 ¹¹ 95536¹¹	5048-16 7048-16	85427-16 15425-16
	20540730LK	20540730K	72332-16 72437-16	73925-16	75793-16	77123-16	73925K1 ²⁷	78511-16	95158 ¹¹ 95536¹¹	5048-16 7048-16	85427-16 15425-16
	20540731LK	20540731K	72437-16 72532-16	73925-16	75793-16	77123-16	73925K1 ²⁷	78511-16	95158 ¹¹ 95536¹¹	5048-16 7048-16	85427-16 15425-16
	20540732LK	20540732K	72437-16 72532-16	73925-16	75793-16	77123-16	73925K1 ²⁷	78511-16	95158 ¹¹ 95536¹¹	5048-16 7048-16	85427-16 15425-16
	20540733LK	20540733K	72437-16 72532-16	73925-16	75793-16	77123-16	73925K1 ²⁷	78511-16	95158 ¹¹ 95536¹¹	5048-16 7048-16	85427-16 15425-16

GM V8 LS GEN IV 2005-PRESENT, 1-BOLT, NON-VVT

HYDRAULIC ROLLER

	Cam and Lifter Kit	Complete Kit	Lifters	Springs	Retainers	Locks	Valve Spring Kit	Valve Seals	Timing Set	Pushrods	Rocker Arms
	21460700LK	21460700K	72332-16 72437-16	73925-16	75793-16	77123-16	73925K1 ²⁷	78511-16	95535 ¹¹	5048-16 7048-16	85428-16
	21460701LK	21460701K	72332-16 72437-16	73925-16	75793-16	77123-16	73925K1 ²⁷	78511-16	95535 ¹¹	5048-16 7048-16	85428-16
	21460702LK	21460702K	72437-16 72532-16	73925-16	75793-16	77123-16	73925K1 ²⁷	78511-16	95535 ¹¹	5048-16 7048-16	85428-16

NOTE: Part numbers in **BLUE** represent product upgrade

Master Footnote Listing is located on page 2 of this catalog

GM V8 LS GEN IV 2005-PRESENT, 1-BOLT, NON-VVT

HYDRAULIC ROLLER

Voodoo High Lift (1-Bolt): Lunati's Voodoo series of camshafts deliver more area under the curve than any other series of camshafts. This means more throttle response, quicker acceleration, more vacuum and better efficiency. These factors, combined with maximum horsepower and torque, make Voodoo camshafts the perfect choice for a wide range of high performance applications.

Cam Part #	Pre-2011 Cam #	RPM Range	Valve Lift W/ 1.7 RR IN/EX	Duration @ .050" IN/EX	Advertised Duration IN/EX	LSA/ICL	Valve Lash IN/EX	Description
21460703	65603	1800 - 6400	.625"/.651"	219/231	270/282	112/108	Hyd/Hyd	Excellent low to mid range torque and HP, needs engine mods. Great street cam. Good Idle
21460704	65604	2200 - 6800	.651"/.651"	227/239	278/290	112/108	Hyd/Hyd	Excellent mid to top end HP. Engine and computer mods required. Choppy Idle
21460705	65605	2400 - 7000	.651"/.651"	235/247	286/298	112/108	Hyd/Hyd	Very serious street cam, requires engine and computer modifications. Rough Idle

CHEVROLET BIG BLOCK V8 396-454 1965-1996

HYDRAULIC FLAT TAPPET

BareBones: BareBones Camshafts allow you to get an upgrade in horsepower without killing your budget. A good fit for mild race, street and off road applications, the BareBones line has a modern asymmetrical lobe design that offers improved throttle response and acceleration.

Cam Part #	Pre-2011 Cam #	RPM Range	Valve Lift W/ 1.7 RR IN/EX	Duration @ .050" IN/EX	Advertised Duration IN/EX	LSA/ICL	Valve Lash IN/EX	Description
10110100	10200	Idle - 4500	.476"/.501"	204/214	270/280	112/107	Hyd/Hyd	Great for daily driver or towing applications. Works with TBI fuel injection. Smooth idle.
10110101	10201	Idle - 5000	.501"/.527"	214/224	280/290	112/107	Hyd/Hyd	Good idle for daily usage or towing. Great low end and mid range torque.
10110102	10202	1500 - 5500	.527"/.553"	224/234	290/300	112/107	Hyd/Hyd	Noticable idle, great mid range and upper RPM power. Great for street performance or mild bracket racing.

High Efficiency: The High Efficiency Camshafts are computer designed for increased performance and improved fuel efficiency. These camshafts offer a substantial increase in low RPM performance while maintaining compatibility with most OEM computer controlled vehicles.

10110212	302A2	Idle - 5000	.490"/.515"	207/217	262/272	112/108	Hyd/Hyd	Good for daily driven 396-454 c.i. motors. Works well in tow trucks and with all power accessories. Good idle.
10110213	302A3	Idle - 5400	.500"/.500"	211/220	266/270	114/108	Hyd/Hyd	Good street performance or replacement for the 350 HP motors. Largest cam recommended for TBI motors has excellent low end and mid range torque and HP. Good idle.
10110214	302A4	Idle - 5500	.515"/.515"	217/217	272/272	112/106	Hyd/Hyd	Very versatile cam, works in street performance applications as well as tow vehicles. In Dually pulling a 28ft race car trailer gets 8.5-9.5 MPG. Good idle.
10110202	06202	1500 - 4500	.484"/.513"	205/215	255/265	112/108	Hyd/Hyd	Excellent for use in 454 c.i. motors for towing and improved fuel economy. Will work with nitrous. Smooth idle.
10110203	06203	1700 - 5000	.460"/.479"	214/218	270/280	112/108	Hyd/Hyd	Has good low end torque and driveability for daily use. Good idle.
10110206	06206	1800 - 5200	.518"/.518"	218/218	268/268	110/106	Hyd/Hyd	Good mid to upper RPM torque and HP. Works well for street performance vehicles. Fair idle.



GM V8 LS GEN IV 2005-PRESENT, 1-BOLT, NON-VVT

HYDRAULIC ROLLER

CAMSHAFTS

	Cam and Lifter Kit	Complete Kit	Lifters	Springs	Retainers	Locks	Valve Spring Kit	Valve Seals	Timing Set	Pushrods	Rocker Arms
	21460703LK	21460703K	72437-16 72532-16	73925-16	75793-16	77123-16	73925K1 ²⁷	78511-16	95535 ¹¹	5048-16 7048-16	85428-16
	21460704LK	21460704K	72437-16 72532-16	73925-16	75793-16	77123-16	73925K1 ²⁷	78511-16	95535 ¹¹	5048-16 7048-16	85428-16
	21460705LK	21460705K	72437-16 72532-16	73925-16	75793-16	77123-16	73925K1 ²⁷	78511-16	95535 ¹¹	5048-16 7048-16	85428-16

LIFTERS

VALVE SPRINGS

CHEVROLET BIG BLOCK V8 396-454 1965-1996

HYDRAULIC FLAT TAPPET

	Cam and Lifter Kit	Complete Kit	Lifters	Springs	Retainers	Locks	Valve Spring Kit	Valve Seals	Timing Set	Pushrods	Rocker Arms
	10110100LK	10110100K	71817PR-16 71817-16	73815-16 74820-16	75744-16 75595-16	77004-16 ¹³ 77112-16¹³	73815K2 ¹³ 74820K4¹³	78504-16 78505-16¹	94210	80144-16 ¹² 6500-16¹²	15350-16
	10110101LK	10110101K	71817PR-16 71817-16	73815-16 74820-16	75744-16 75595-16	77004-16 ¹³ 77112-16¹³	73815K2 ¹³ 74820K4¹³	78504-16 78505-16¹	94210	80144-16 ¹² 6500-16¹²	15350-16
	10110102LK	10110102K	71817PR-16 71817-16	73815-16 74820-16	75744-16 75595-16	77004-16 ¹³ 77112-16¹³	73815K2 ¹³ 74820K4¹³	78504-16 78505-16¹	94210	80144-16 ¹² 6500-16¹²	15350-16
	10110212LK	10110212K	71817PR-16 71817-16	73815-16 74820-16	75744-16 75595-16	77004-16 ¹³ 77112-16¹³	73815K2 ¹³ 74820K4¹³	78504-16 78505-16¹	94210 93110	80144-16 ¹² 6500-16¹²	15350-16
	10110213LK	10110213K	71817PR-16 71817-16	73815-16 74820-16	75744-16 75595-16	77004-16 ¹³ 77112-16¹³	73815K2 ¹³ 74820K4¹³	78504-16 78505-16¹	94210 93110	80144-16 ¹² 6500-16¹²	15350-16
	10110214LK	10110214K	71817PR-16 71817-16	73815-16 74820-16	75744-16 75595-16	77004-16 ¹³ 77112-16¹³	73815K2 ¹³ 74820K4¹³	78504-16 78505-16¹	94210 93110	80144-16 ¹² 6500-16¹²	15350-16
	10110202LK	10110202K	71817PR-16 71817-16	73815-16 74820-16	75744-16 75595-16	77004-16 ¹³ 77112-16¹³	73815K2 ¹³ 74820K4¹³	78504-16 78505-16¹	94210 93110	80144-16 ¹² 6500-16¹²	15350-16
	10110203LK	10110203K	71817PR-16 71817-16	73815-16 74820-16	75744-16 75595-16	77004-16 ¹³ 77112-16¹³	73815K2 ¹³ 74820K4¹³	78504-16 78505-16¹	94210 93110	80144-16 ¹² 6500-16¹²	15350-16
	10110206LK	10110206K	71817PR-16 71817-16	73815-16 74820-16	75744-16 75595-16	77004-16 ¹³ 77112-16¹³	73815K2 ¹³ 74820K4¹³	78504-16 78505-16¹	94210 93110	80144-16 ¹² 6500-16¹²	15350-16

ROCKER ARMS

PUSHRODS

TIMING SETS

MISCELLANEOUS

NOTE: Part numbers in **BLUE** represent product upgrade

Master Footnote Listing is located on page 2 of this catalog

CHEVROLET BIG BLOCK V8 396-454 1965-1996

HYDRAULIC FLAT TAPPET

Street Master: Street Master Cams are specifically designed for Hot Pro Street cars and some bracket applications. These camshafts are computer designed to take advantage of maximum area under the curve without destroying valvetrain components.

Cam Part #	Pre-2011 Cam #	RPM Range	Valve Lift W/ 1.7 RR IN/EX	Duration @ .050" IN/EX	Advertised Duration IN/EX	LSA/ICL	Valve Lash IN/EX	Description
10110315	302A5	Idle - 5500	.515"/.515"	221/221	276/276	110/104	Hyd/Hyd	Very versatile cam, works in daily driven street performance applications, pick-ups and in jet boats to replace 330 HP cams. Good low end and mid range torque and HP. Slight lobe.
10110316	302A6	1200 - 5800	.515"/.515"	221/230	276/286	112/106	Hyd/Hyd	Good for high performance street applications. Works well in 454-502 c.i. motors and still works all power accessories. Lopey idle.
10110317	302A7	2000 - 6000	.525"/.550"	223/231	280/288	112/106	Hyd/Hyd	Excellent cam for high performance street applications. Works well in 396-454 c.i. motors. Needs 2400 RPM stall converter, headers, 9.5:1 compression ratio and 3.73 gearing. Vacuum canister may be needed to operate power brakes. Lopey idle.
10110301	07201	2800 - 6000	.540"/.540"	225/225	275/275	108/104	Hyd/Hyd	Good street performance cam with good low end and mid range torque and HP. Fair idle.
10110318	302A8	3000 - 6200	.550"/.575"	231/239	288/296	110/104	Hyd/Hyd	Good for high performance street/strip applications, also works in 454 c.i. jet or prop boats. Needs 3000-3500 RPM stall converter, headers, 9.5:1+ compression ratio and 3.73+ gearing. Rough idle.
10110302	07202	3000 - 6300	.550"/.550"	235/235	285/285	108/104	Hyd/Hyd	Excellent cam for Pro Street car. Works well with 3500 RPM stall converter, headers and increased carburetion. Lopey idle.
10110303	07203	3500 - 6500	.550"/.550"	245/245	295/295	108/104	Hyd/Hyd	Excellent Pro Street or Late Model racer cam. Needs 3500+ RPM stall converter, headers, 10:1+ compression ratio and 3.73+ gearing. Rough idle.

Bracket Master: The Bracket Master Camshafts are the best choice for some high performance street machines and mild performance bracket racing applications. They provide excellent power over a broad power band and give that lopey idle that is so popular.

10110420	00020	1400 - 5000	.501"/.527"	214/224	280/290	112/108	Hyd/Hyd	Good low end torque and HP. No additional modifications are necessary. Fair idle.
10110421	00021	2000 - 5500	.500"/.510"	221/233	304/324	115/110	Hyd/Hyd	Excellent low end and mid range torque and HP. Good idle.
10110424	00024	2000 - 5500	.544"/.544"	230/230	292/292	109/107	Hyd/Hyd	Strong mid range torque and HP. Needs 2000-2500 RPM stall converter, headers, 9.5:1 compression ratio and 3.73 gearing. Lopey idle.
10110426	00026	2500 - 6500	.549"/.558"	232/239	293/310	110/104	Hyd/Hyd	Excellent for high performance street or mild strip applications. Needs 3000 RPM stall converter, headers, 9.5:1+ compression ratio and 3.73+ gearing. Rough idle.

CAMSHAFTS

LIFTERS

VALVE SPRINGS

ROCKER ARMS

PUSHRODS

TIMING SETS

MISCELLANEOUS



CHEVROLET BIG BLOCK V8 396-454 1965-1996

HYDRAULIC FLAT TAPPET

CAMSHAFTS

LIFTERS

VALVE SPRINGS

ROCKER ARMS

PUSHRODS

TIMING SETS

MISCELLANEOUS

Cam and Lifter Kit	Complete Kit	Lifters	Springs	Retainers	Locks	Valve Spring Kit	Valve Seals	Timing Set	Pushrods	Rocker Arms
10110315LK	10110315K	71817PR-16 71817-16	73815-16 74820-16	75744-16 75595-16	77004-16 ¹³ 77112-16¹³	73815K2 ¹³ 74820K4¹³	78504-16 78505-16¹	94210 93110	80144-16 ¹² 6500-16¹²	15350-16
10110316LK	10110316K	71817PR-16 71817-16	73815-16 74820-16	75744-16 75595-16	77004-16 ¹³ 77112-16¹³	73815K2 ¹³ 74820K4¹³	78504-16 78505-16¹	92011 94210	80144-16 ¹² 6500-16¹²	15350-16
10110317LK	10110317K	71817PR-16 71817-16	73815-16 74820-16	75740-16 75595-16	77112-16 ¹³	73815K8 ¹³ 74820K4¹³	78504-16 78505-16¹	94210 93110	6500-16 ¹² 8200-16¹²	15350-16
10110301LK	10110301K	71817PR-16 71817-16	73815-16 74820-16	75740-16 75595-16	77112-16 ¹³	73815K8 ¹³ 74820K4¹³	78504-16 78505-16¹	94210 93110	6500-16 ¹² 8200-16¹²	15350-16
10110318LK	10110318K	71817PR-16 71817-16	73815-16 74820-16	75740-16 75595-16	77112-16 ¹³	73815K8 ¹³ 74820K4¹³	78504-16 78505-16¹	94210 93110	6500-16 ¹² 8200-16¹²	15350-16
10110302LK	10110302K	71817PR-16 71817-16	73815-16 74820-16	75740-16 75595-16	77112-16 ¹³	73815K8 ¹³ 74820K4¹³	78504-16 78505-16¹	94210 93110	6500-16 ¹² 8200-16¹²	15350-16
10110303LK	10110303K	71817PR-16 71817-16	73815-16 74820-16	75740-16 75595-16	77112-16 ¹³	73815K8 ¹³ 74820K4¹³	78504-16 78505-16¹	94210 93110	6500-16 ¹² 8200-16¹²	15350-16
10110420LK	10110420K	71817PR-16 71817-16	73815-16 74820-16	75744-16 75595-16	77004-16 ¹³ 77112-16¹³	73815K2 ¹³ 74820K4¹³	78504-16 78505-16¹	92011 94210	80144-16 ¹² 6500-16¹²	15350-16
10110421LK	10110421K	71817PR-16 71817-16	73815-16 74820-16	75744-16 75595-16	77004-16 ¹³ 77112-16¹³	73815K2 ¹³ 74820K4¹³	78504-16 78505-16¹	92011 94210	80144-16 ¹² 6500-16¹²	15350-16
10110424LK	10110424K	71817PR-16 71817-16	73815-16 74820-16	75740-16 75595-16	77112-16 ¹³	73815K8 ¹³ 74820K4¹³	78504-16 78505-16¹	94210 93110	6500-16 ¹² 8200-16¹²	15350-16
10110426LK	10110426K	71817PR-16 71817-16	73815-16 74820-16	75740-16 75595-16	77112-16 ¹³	73815K8 ¹³ 74820K4¹³	78504-16 78505-16¹	94210 93110	6500-16 ¹² 8200-16¹²	15350-16

NOTE: Part numbers in **BLUE** represent product upgrade

Master Footnote Listing is located on page 2 of this catalog

CHEVROLET BIG BLOCK V8 396-454 1965-1996

HYDRAULIC FLAT TAPPET

Street/Strip: These cams produce excellent power in mild to higher performance street and strip applications when moderate engine modifications have been made with proper gearing.

Cam Part #	Pre-2011 Cam #	RPM Range	Valve Lift W/ 1.7 RR IN/EX	Duration @ .050" IN/EX	Advertised Duration IN/EX	LSA/ICL	Valve Lash IN/EX	Description
10110506	30206	2200 - 5500	.525"/.525"	230/235	285/300	110/108	Hyd/Hyd	Good cam for high performance street and pleasure boat applications. Needs 2500 RPM stall converter, headers, 9.5:1 compression ratio and 3.73 gearing. Fair idle.
10110504	30204	2500 - 6000	.525"/.525"	241/241	310/310	110/106	Hyd/Hyd	Good for high performance street and mild strip applications. Needs 2500-3000 RPM stall converter, headers, 10:1 compression and 3.73+ gearing. Works well in 454 c.i. pleasure boat. Rough idle.
10110509	30209	2500 - 6000	.550"/.550"	235/245	285/295	110/108	Hyd/Hyd	Good for high performance street and mild strip applications. Needs 2500-3000 RPM stall converter, headers, 9.5:1+ compression and 3.73+ gearing. Works well with nitrous. Fair idle.
10110507	30207	2800 - 6300	.572"/.572"	244/244	308/308	110/108	Hyd/Hyd	Excellent for high performance street/strip applications. Needs 3000-3500 RPM stall converter, headers, 10:1 compression and 4.10+ gearing. Good in jet boats. Rough idle.
10110519	302A9	3500 - 6500	.575"/.580"	239/249	296/306	114/110	Hyd/Hyd	Strong cam for 496-540 c.i. motors, also great in 465 HP EFI boat engines. Needs 4000 RPM stall converter, headers, 10:1+ compression and 4.10+ gearing. 850 CFM carburetor recommended. Rough idle.
10110523	302B3	4500 - 7000	.625"/.630"	255/263	312/320	110/104	Hyd/Hyd	Excellent cam for bracket racing applications and jet boats with B impeller, strong mid range and top end torque and HP. Needs 4500-5000 RPM stall converter, headers, 11:1+ compression ratio and 4.10+ gearing. Rough idle.
<p>EFI Compatible: Lunati's EFI Cams are specifically designed to extend the RPM powerband of computer controlled performance based motors. These cams for electronic fuel injected engines produce better torque, throttle response and vacuum signal. The EFI cams will work with most factory fuel injection systems. However some may require both fuel injection and computer upgrades.</p>								
10110616	30216	1200 - 4500	.460"/.500"	215/220	264/269	114/112	Hyd/Hyd	Good low end and mid range torque and HP throughout wide power band. Works well with factory EFI. Smooth idle.
10110617	30217	1500 - 5200	.460"/.500"	220/230	269/279	114/112	Hyd/Hyd	Strong low end and mid range torque and HP. Works well with factory TBI and aftermarket computer chip. Good idle.
10110618	30218	2000 - 5500	.540"/.550"	225/235	274/284	114/112	Hyd/Hyd	Strong low end and mid range torque and HP. Works well with aftermarket computer chip and tuning. Good idle.
10110619	30219	2200 - 5800	.540"/.550"	230/235	279/284	114/112	Hyd/Hyd	Good mid range torque and HP. Works with aftermarket computer chip and tuning. Needs 2000-2500 RPM stall converter, headers, 9.5:1 compression and 3.73 gearing. Fair idle.
10110620	30220	2500 - 6500	.600"/.612"	235/240	284/289	114/112	Hyd/Hyd	Good high performance street/strip cam. Needs aftermarket computer chip and tuning, 2500-3000 RPM stall converter, headers, 9.5:1+ compression ratio and 3.73+ gearing. Fair idle.

CAMSHAFTS

LIFTERS

VALVE SPRINGS

ROCKER ARMS

PUSHRODS

TIMING SETS

MISCELLANEOUS



CHEVROLET BIG BLOCK V8 396-454 1965-1996

HYDRAULIC FLAT TAPPET

CAMSHAFTS

LIFTERS

VALVE SPRINGS

ROCKER ARMS

PUSHRODS

TIMING SETS

MISCELLANEOUS

Cam and Lifter Kit	Complete Kit	Lifters	Springs	Retainers	Locks	Valve Spring Kit	Valve Seals	Timing Set	Pushrods	Rocker Arms
10110506LK	10110506K	71817PR-16 71817-16	73815-16 74820-16	75740-16 75595-16	77112-16 ¹³	73815K8 ¹³ 74820K4¹³	78504-16 78505-16¹	94210 93110	6500-16 ¹² 8200-16¹²	15350-16
10110504LK	10110504K	71817PR-16 71817-16	73815-16 74820-16	75740-16 75595-16	77112-16 ¹³	73815K8 ¹³ 74820K4¹³	78504-16 78505-16¹	94210 93110	6500-16 ¹² 8200-16¹²	15350-16
10110509LK	10110509K	71817PR-16 71817-16	73815-16 74820-16	75740-16 75595-16	77112-16 ¹³	73815K8 ¹³ 74820K4¹³	78504-16 78505-16¹	94210 93110	6500-16 ¹² 8200-16¹²	15350-16
10110507LK	10110507K	71817PR-16 71817-16	73815-16 74820-16	75740-16 75595-16	77112-16 ¹³	73815K8 ¹³ 74820K4¹³	78504-16 78505-16¹	94210 93110	6500-16 ¹² 8200-16¹²	15350-16
10110519LK	10110519K	71817PR-16 71817-16	73815-16 74820-16	75740-16 75595-16	77112-16 ¹³	73815K8 ¹³ 74820K4¹³	78504-16 78505-16¹	94210 93110	6500-16 ¹² 8200-16¹²	15350-16
10110523LK	10110523K	71817G-16	73124-16 73121-16	75741-16 75748-16	77112-16 ¹³	73124K5 ^{1,13} 73121K1^{1,13}	78505-16 ¹	94210 93110	6500-16 ¹² 8200-16¹²	15350-16
10110616LK	10110616K	71817PR-16 71817-16	73815-16 74820-16	75744-16 75595-16	77004-16 ¹³ 77112-16¹³	73815K2 ¹³ 74820K4¹³	78504-16 78505-16¹	94210 93110	80144-16 ¹² 6500-16¹²	15350-16
10110617LK	10110617K	71817PR-16 71817-16	73815-16 74820-16	75744-16 75595-16	77004-16 ¹³ 77112-16¹³	73815K2 ¹³ 74820K4¹³	78504-16 78505-16¹	94210 93110	80144-16 ¹² 6500-16¹²	15350-16
10110618LK	10110618K	71817PR-16 71817-16	73124-16 ¹ 74820-16	75741-16 75595-16	77112-16 ¹³	73124K5 ¹ 74820K4¹³	78505-16 ¹	94210 93110	6500-16 ¹² 8200-16¹²	15350-16
10110619LK	10110619K	71817PR-16 71817-16	73124-16 ¹ 74820-16	75741-16 75595-16	77112-16 ¹³	73124K5 ¹ 74820K4¹³	78505-16 ¹	94210 93110	6500-16 ¹² 8200-16¹²	15350-16
10110620LK	10110620K	71817G-16	73124-16 ¹ 73121-16¹	75741-16 75748-16	77112-16 ¹³	73124K5 ¹ 73121K1¹	78505-16 ¹	94210 93110	6500-16 ¹² 8200-16¹²	15350-16

NOTE: Part numbers in BLUE represent product upgrade

Master Footnote Listing is located on page 2 of this catalog

CHEVROLET BIG BLOCK V8 396-454 1965-1996

HYDRAULIC FLAT TAPPET

Voodoo: Lunati's Voodoo series of camshafts deliver more area under the curve than any other series of camshafts. This means more throttle response, quicker acceleration, more vacuum and better efficiency. These factors, combined with maximum horsepower and torque, make Voodoo camshafts the perfect choice for a wide range of high performance applications.

Cam Part #	Pre-2011 Cam #	RPM Range	Valve Lift W/ 1.7 RR IN/EX	Duration @ .050" IN/EX	Advertised Duration IN/EX	LSA/ICL	Valve Lash IN/EX	Description
10110700	60200	Idle - 5000	.495"/.515"	207/213	250/256	112/108	Hyd/Hyd	Very strong torque and increased HP for mild performance rebuilds. Compatible with stock type fuel injection. Works great for pleasure/ski boats and mild towing applications. Excellent in oval port engines.
10110701	60201	1000 - 5500	.515"/.530"	213/219	256/262	112/108	Hyd/Hyd	Best mild performance cam. Works excellent in fuel injection applications. Makes approximately 19" vacuum at idle. Great for performance oriented marine applications and heavy duty 454 Dually towing applications. Perfect street rod cam. Has slightly noticeable idle, works with stock converter, A/C, power brakes and stock valve springs in most cases. Excellent in oval port engines.
10110702	60202	1400 - 5800	.530"/.542"	219/227	262/268	112/108	Hyd/Hyd	Mid-level performance street cam with excellent drivability. Exceptional replacement for muscle car type cam with automatic transmissions. Works well with stock type exhaust manifolds and dual plane intake with mild 4 bbl carb. Great 4X4 and performance marine cam where dry exhaust is used. Improved valve springs and roller rockers recommended. Excellent in oval port engines.
10110703	60203	1800 - 6200	.542"/.554"	227/233	268/276	110/106	Hyd/Hyd	This high performance street cam likes 2400 RPM stall, 800 CFM carb, dual plane intake and headers. Makes unequaled power to 6200 RPM with proper valve springs. Very strong cam with great street manners for your crate motor. Factory EFI motors need custom chips/tuning.
10110704	60204	2200 - 6400	.554"/.572"	233/241	276/284	110/106	Hyd/Hyd	Hot street cam, likes 2800 converter, hi-rise type dual plane intake with 850 CFM carb, headers, 10:1 compression and 3.73 gears. Likes up to 200HP nitrous.
10110705	60205	2500 - 6600	.572"/.590"	241/249	284/292	110/106	Hyd/Hyd	Designed for very hot street/bracket race applications, this cam requires a minimum of 10.5:1 compression, 4.11 gearing and 3500 RPM stall converter. Works with up to 250 HP nitrous, and pulls very hard past 6500 RPM when coupled with the correct parts.

CAMSHAFTS

LIFTERS

VALVE SPRINGS

ROCKER ARMS

PUSHRODS

TIMING SETS

MISCELLANEOUS



CHEVROLET BIG BLOCK V8 396-454 1965-1996

HYDRAULIC FLAT TAPPET

CAMSHAFTS

LIFTERS

VALVE SPRINGS

ROCKER ARMS

PUSHRODS

TIMING SETS

MISCELLANEOUS

Cam and Lifter Kit	Complete Kit	Lifters	Springs	Retainers	Locks	Valve Spring Kit	Valve Seals	Timing Set	Pushrods	Rocker Arms
10110700LK	10110700K	71817PR-16 71817-16	73815-16 74820-16	75744-16 75595-16	77004-16 ¹³ 77112-16¹³	73815K2 ¹³ 74820K4¹³	78504-16 78505-16¹	94210 93110	80144-16 ¹² 6500-16¹²	15350-16
10110701LK	10110701K	71817PR-16 71817-16	73815-16 74820-16	75744-16 75595-16	77004-16 ¹³ 77112-16¹³	73815K2 ¹³ 74820K4¹³	78504-16 78505-16¹	94210 93110	80144-16 ¹² 6500-16¹²	15350-16
10110702LK	10110702K	71817PR-16 71817-16	73815-16 74820-16	75744-16 75595-16	77004-16 ¹³ 77112-16¹³	73815K2 ¹³ 74820K4¹³	78504-16 78505-16¹	94210 93110	80144-16 ¹² 6500-16¹²	15350-16
10110703LK	10110703K	71817PR-16 71817-16	73124-16 ¹ 74820-16	75741-16 75595-16	77112-16 ¹³	73124K5 ¹ 74820K4¹³	78505-16 ¹	94210 93110	6500-16 ¹² 8200-16¹²	15350-16
10110704LK	10110704K	71817G-16	73124-16 ¹ 74820-16	75741-16 75595-16	77112-16 ¹³	73124K5 ¹ 74820K4¹³	78505-16 ¹	94210 93110	6500-16 ¹² 8200-16¹²	15350-16
10110705LK	10110705K	71817G-16	73124-16 ¹ 74820-16	75741-16 75595-16	77112-16 ¹³	73124K5 ¹ 74820K4¹³	78505-16 ¹	94210 93110	6500-16 ¹² 8200-16¹²	15350-16

NOTE: Part numbers in **BLUE** represent product upgrade

Master Footnote Listing is located on page 2 of this catalog

CHEVROLET BIG BLOCK V8 396-454 1965-1996

HYDRAULIC FLAT TAPPET

Supercharger/Nitrous: These Lunati Cams are specifically designed to get the most power out of supercharged and nitrous power adders. By adding exhaust duration through wider lobe separation, these application specific cams increase RPM where needed without sacrificing peak power.

Cam Part #	Pre-2011 Cam #	RPM Range	Valve Lift W/ 1.7 RR IN/EX	Duration @ .050" IN/EX	Advertised Duration IN/EX	LSA/ICL	Valve Lash IN/EX	Description
10110801	02001	1500 - 4500	.483"/.509"	204/214	282/292	112/102.5	Hyd/Hyd	Excellent low end torque and HP with good fuel economy. Smooth idle. Small blower or nitrous.
10110802	02002	1500 - 6000	.498"/.520"	224/234	300/306	112/107	Hyd/Hyd	Good cam for rectangular port engines. Excellent mid range torque and HP. Lopey idle. 150+ Nitrous.
10110804	02004	2000 -5500	.505"/.510"	222/235	310/325	115/111	Hyd/Hyd	Good cam for oval port engines. Very strong low end and mid range torque and HP. Med boost or 125+ nitrous.
10110803	02003	2000 - 6000	.519"/.519"	230/230	309/309	110/106	Hyd/Hyd	Good cam for high performance street applications. Very strong mid range and upper RPM torque and HP. Lunati's version of the mercury marine 525SC cam. Fair idle.
10110805	02005	2500 - 6500	.534"/.559"	224/234	302/308	114/110	Hyd/Hyd	Excellent cam for stock engine using a supercharger in a tow vehicle. Good idle.
10110806	02006	2700 - 6700	.555"/.571"	236/246	283/293	114/112	Hyd/Hyd	Excellent cam for high performance street and mild strip applications. Needs 2800-3200 RPM stall converter, headers, 9.5:1 compression ratio and 3.73 gearing. Rough idle.

Drag Race: The Lunati Drag Race Cams are available for a wide range of racing applications from Sportsman to Pro. These camshafts produce unmatched torque for launching the vehicle off the starting line and maximum horsepower for a strong finish. Custom grinds are also available.

10110910	30210	3500 - 7000	.605"/.612"	245/255	295/305	110/108	Hyd/Hyd	Good cam for bracket racing in 396-454 c.i. motors with head work and improved induction system. Needs 3500-4000 RPM stall converter, headers, 10:1+ compression ratio and 4.10 gearing. Works well with nitrous. Rough idle.
10110905	30205	3600 - 6600	.575"/.600"	245/255	315/325	110/108	Hyd/Hyd	Good cam for bracket racing in 454 c.i. motors. Needs 3500 RPM stall converter, headers, 10:1+ compression ratio and 4.10 gearing. Works well with nitrous. Rough idle.
10110911	30211	4000 - 7200	.612"/.612"	255/265	305/315	110/108	Hyd/Hyd	Excellent cam for bracket racing or all out jet drive lake boats. Needs 4500 RPM stall converter, headers, 10.5:1 compression ratio and 4.56 gearing. Works well with nitrous. Rough idle.
10110915	30215	4000 - 7200	.612"/.612"	260/265	310/315	108/106	Hyd/Hyd	Good cam for bracket racing or all out jet drive boats. Needs 4500 RPM stall converter, headers, 10.5:1+ compression ratio and 4.56+ gearing. Rough idle.

CAMSHAFTS

LIFTERS

VALVE SPRINGS

ROCKER ARMS

PUSHRODS

TIMING SETS

MISCELLANEOUS



CHEVROLET BIG BLOCK V8 396-454 1965-1996

HYDRAULIC FLAT TAPPET

CAMSHAFTS

LIFTERS

VALVE SPRINGS

ROCKER ARMS

PUSHRODS

TIMING SETS

MISCELLANEOUS

Cam and Lifter Kit	Complete Kit	Lifters	Springs	Retainers	Locks	Valve Spring Kit	Valve Seals	Timing Set	Pushrods	Rocker Arms
10110801LK	10110801K	71817PR-16 71817-16	73815-16 74820-16	75740-16 75595-16	77112-16 ¹³	73815K8 ¹³ 74820K4¹³	78504-16 78505-16¹	94210 93110	6500-16 ¹² 8200-16¹²	15350-16
10110802LK	10110802K	71817PR-16 71817-16	73815-16 74820-16	75740-16 75595-16	77112-16 ¹³	73815K8 ¹³ 74820K4¹³	78504-16 78505-16¹	94210 93110	6500-16 ¹² 8200-16¹²	15350-16
10110804LK	10110804K	71817PR-16 71817-16	73815-16 74820-16	75740-16 75595-16	77112-16 ¹³	73815K8 ¹³ 74820K4¹³	78504-16 78505-16¹	94210 93110	6500-16 ¹² 8200-16¹²	15350-16
10110803LK	10110803K	71817G-16	73124-16 ¹ 74820-16	75741-16 75595-16	77112-16 ¹³	73124K5 ^{1,13} 74820K4¹³	78505-16 ¹	94210 93110	6500-16 ¹² 8200-16¹²	15350-16
10110805LK	10110805K	71817PR 71817	73124-16 ¹ 74820-16	75741-16 75595-16	77112-16 ¹³	73124K5 ^{1,13} 74820K4¹³	78505-16 ¹	94210 93110	6500-16 ¹² 8200-16¹²	15350-16
10110806LK	10110806K	71817G-16	73124-16 ¹ 74820-16	75741-16 75595-16	77112-16 ¹³	73124K5 ^{1,13} 74820K4¹³	78505-16 ¹	94210 93110	6500-16 ¹² 8200-16¹²	15350-16
N/A	N/A	71817G-16	73124-16 ¹ 73121-16¹	75741-16 75748-16	77112-16 ¹³	73124K5 ^{1,13} 73121K1^{1,13}	78505-16 ¹	93110 95110	8200-16 ¹²	15350-16
N/A	N/A	71817G-16	73124-16 ¹ 73121-16¹	75741-16 75748-16	77112-16 ¹³	73124K5 ^{1,13} 73121K1^{1,13}	78505-16 ¹	93110 95110	8200-16 ¹²	15350-16
N/A	N/A	71817G-16	73124-16 ¹ 73121-16¹	75741-16 75748-16	77112-16 ¹³	73124K5 ^{1,13} 73121K1^{1,13}	78505-16 ¹	93110 95110	8200-16 ¹²	15350-16
N/A	N/A	71817G-16	73124-16 ¹ 73121-16¹	75741-16 75748-16	77112-16 ¹³	73124K5 ^{1,13} 73121K1^{1,13}	78505-16 ¹	93110 95110	8200-16 ¹²	15350-16

NOTE: Part numbers in **BLUE** represent product upgrade

Master Footnote Listing is located on page 2 of this catalog

CHEVROLET BIG BLOCK V8 396-454 1965-1996

HYDRAULIC ROLLER

BareBones Retro-Fit: BareBones Camshafts allow you to get an upgrade in horsepower without killing your budget. A good fit for mild race, street and off road applications, the BareBones line has a modern asymmetrical lobe design that offers improved throttle response and acceleration.

Cam Part #	Pre-2011 Cam #	RPM Range	Valve Lift W/ 1.7 RR IN/EX	Duration @ .050" IN/EX	Advertised Duration IN/EX	LSA/ICL	Valve Lash IN/EX	Description
20110120	10220	1600 - 5600	.570"/.570"	218/228	276/286	112/108	Hyd/Hyd	Fair idle, great low to mid range power for daily usage.
20110121	10221	1800 - 6200	.575"/.575"	232/242	278/288	112/108	Hyd/Hyd	Rough idle, excellent mid range and upper RPM power. Likes 2200 RPM stall converter.

Street/Strip Retro-Fit: These cams produce excellent power in mild to higher performance street and strip applications when moderate engine modifications have been made with proper gearing.

20110546	50246	1000 - 4500	.468"/.485"	206/213	264/270	112/108	Hyd/Hyd	Good for daily driving, gas mileage and mild street performance. Improves low end torque and HP over stock cam. Smooth idle.
20110547	50247	1500 - 5000	.534"/.544"	218/226	284/292	112/108	Hyd/Hyd	Excellent low end and mid range torque and HP. Good idle.
20110548	50248	1800 - 5200	.535"/.545"	220/230	287/298	110/108	Hyd/Hyd	Good for high performance street and street rod use. Good mid range torque and HP. Fair idle.
20110549	50249	2000 - 6000	.578"/.595"	232/242	290/300	112/110	Hyd/Hyd	Excellent mid range torque and HP. Needs 2000 RPM stall converter, headers, 9.5:1 compression ratio and 3.73 gearing. Fair idle.
20110550	50250	2500 - 6500	.595"/.612"	242/252	300/310	110/108	Hyd/Hyd	Excellent mid range and upper RPM torque and HP. Needs 2500+ RPM stall converter, headers, 9.5:1+ compression ratio and 3.73+ gearing. Rough idle.



CHEVROLET BIG BLOCK V8 396-454 1965-1996

HYDRAULIC ROLLER

CAMSHAFTS

LIFTERS

VALVE SPRINGS

ROCKER ARMS

PUSHRODS

TIMING SETS

MISCELLANEOUS

	Cam and Lifter Kit	Complete Kit	Lifters	Springs	Retainers	Locks	Valve Spring Kit	Valve Seals	Timing Set	Pushrods	Rocker Arms
	20110120LK	20110120K	72331-16 72431-16	73815-16 74820-16	75740-16 75595-16	77112-16 ¹³	73815K8 ¹³ 74820K4¹³	78504-16 78505-16¹	94210	80160-16 ¹² 6502-16¹²	15350-16
	20110121LK	20110121K	72331-16 72431-16	73815-16 74820-16	75740-16 75595-16	77112-16 ¹³	73815K8 ¹³ 74820K4¹³	78504-16 78505-16¹	94210	80160-16 ¹² 6502-16¹²	15350-16
	20110546LK	20110546K	72331-16 72431-16	73815-16 74820-16	75740-16 75595-16	77112-16 ¹³	73815K8 ¹³ 74820K4¹³	78504-16 78505-16¹	94210 93110	80160-16 ¹² 6502-16¹²	15350-16
	20110547LK	20110547K	72331-16 72431-16	73815-16 74820-16	75740-16 75595-16	77112-16 ¹³	73815K8 ¹³ 74820K4¹³	78504-16 78505-16¹	94210 93110	80160-16 ¹² 6502-16¹²	15350-16
	20110548LK	20110548K	72331-16 72431-16	73815-16 74820-16	75740-16 75595-16	77112-16 ¹³	73815K8 ¹³ 74820K4¹³	78504-16 78505-16¹	94210 93110	80160-16 ¹² 6502-16¹²	15350-16
	20110549LK	20110549K	72331-16 72431-16	73121-16 ¹ 74820-16	75748-16 75595-16	77112-16 ¹³	73121K1 ^{1,13} 74630K2^{1,13}	78505-16 ¹	94210 93110	6502-16 ¹² 8206-16¹²	15350-16
	20110550LK	20110550K	72331-16 72431-16	73121-16 ¹ 74820-16	75748-16 75595-16	77112-16 ¹³	73121K1 ^{1,13} 74630K2^{1,13}	78505-16 ¹	94210 93110	6502-16 ¹² 8206-16¹²	15350-16

NOTE: Part numbers in **BLUE** represent product upgrade

Master Footnote Listing is located on page 2 of this catalog

CHEVROLET BIG BLOCK V8 396-454 1965-1996

HYDRAULIC ROLLER

EFI Compatible Retro-Fit: Lunati's EFI Cams are specifically designed to extend the RPM powerband of computer controlled performance based motors. These cams for electronic fuel injected engines produce better torque, throttle response and vacuum signal. The EFI cams will work with most factory fuel injection systems. However some may require both fuel injection and computer upgrades.

Cam Part #	Pre-2011 Cam #	RPM Range	Valve Lift W/ 1.7 RR IN/EX	Duration @ .050" IN/EX	Advertised Duration IN/EX	LSA/ICL	Valve Lash IN/EX	Description
20110666	50266	1800 - 5500	.554"/.575"	226/236	285/295	114/112	Hyd/Hyd	Works well with EFI. Needs aftermarket computer chip, headers, increased compression ratio and increased gearing. Good idle.
20110667	50267	2000 - 5500	.554"/.575"	230/240	289/299	114/112	Hyd/Hyd	Good high performance street cam with very strong mid range torque and HP. Needs aftermarket computer chip and tuning, headers, 9.5:1 compression ratio and 3.73+ gearing. Fair idle.
20110668	50268	2000 - 6000	.575"/.575"	234/244	293/303	114/112	Hyd/Hyd	Good high performance street cam with very strong mid range torque and HP. Needs aftermarket computer chip and tuning, headers, 9.5:1 compression ratio and 3.73+ gearing. Fair idle.
20110669	50269	2800 - 6500	.629"/.612"	234/244	293/303	114/112	Hyd/Hyd	Excellent high performance street cam with good mid range and upper RPM torque and HP. Needs 3000 RPM stall converter, headers, 9.5:1+ compression ratio and 3.73+ gearing. Works well with aftermarket computer and fuel injection modifications. Rough idle.
20110670	50270	3000 - 6800	.640"/.629"	238/248	297/307	114/112	Hyd/Hyd	Maximum high performance street and mid level strip cam. Needs aftermarket computer and fuel injection modifications, 3000-3500 RPM stall converter, headers, 10:1 compression ratio and 4.10 gearing. Rough idle.
20110671	50271	3600 - 6800	.640"/.629"	242/252	301/311	114/112	Hyd/Hyd	Excellent high performance street cam with good mid range and upper RPM torque and HP. Needs 3500-4000 RPM stall converter, headers, 10:1+ compression ratio and 4.10+ gearing. Aftermarket computer modifications and fuel injection upgrades necessary. Rough idle.



CHEVROLET BIG BLOCK V8 396-454 1965-1996

HYDRAULIC ROLLER

CAMSHAFTS

LIFTERS

VALVE SPRINGS

ROCKER ARMS

PUSHRODS

TIMING SETS

MISCELLANEOUS

	Cam and Lifter Kit	Complete Kit	Lifters	Springs	Retainers	Locks	Valve Spring Kit	Valve Seals	Timing Set	Pushrods	Rocker Arms
	20110666LK	20110666K	72331-16 72431-16	73121-16 ¹ 74820-16	75748-16 75595-16	77112-16 ¹³	73121K1 ^{1,13} 74820K4¹³	78505-16 ¹	94210 93110	80160-16 ¹² 6502-16¹²	15350-16
	20110667LK	20110667K	72331-16 72431-16	73121-16 ¹ 74820-16	75748-16 75595-16	77112-16 ¹³	73121K1 ^{1,13} 74820K4¹³	78505-16 ¹	94210 93110	80160-16 ¹² 6502-16¹²	15350-16
	20110668LK	20110668K	72331-16 72431-16	73121-16 ¹ 74820-16	75748-16 75595-16	77112-16 ¹³	73121K1 ^{1,13} 74820K4¹³	78505-16 ¹	94210 93110	80160-16 ¹² 6502-16¹²	15350-16
	20110669LK	20110669K	72431-16 72531-16	73121-16 ¹ 74630-16¹	75748-16	77112-16 ¹³	73121K1 ^{1,13} 74630K3^{1,13}	78505-16 ¹	94210 93110	6502-16 ¹² 8206-16¹²	15350-16
	20110670LK	20110670K	72431-16 72531-16	73121-16 ¹ 74630-16¹	75748-16	77112-16 ¹³	73121K1 ^{1,13} 74630K3^{1,13}	78505-16 ¹	94210 93110	6502-16 ¹² 8206-16¹²	15350-16
	20110671LK	20110671K	72431-16 72531-16	73121-16 ¹ 74630-16¹	75748-16	77112-16 ¹³	73121K1 ^{1,13} 74630K3^{1,13}	78505-16 ¹	94210 93110	6502-16 ¹² 8206-16¹²	15350-16

NOTE: Part numbers in **BLUE** represent product upgrade

Master Footnote Listing is located on page 2 of this catalog

CHEVROLET BIG BLOCK V8 396-454 1965-1996

HYDRAULIC ROLLER

Voodoo Retro-Fit: Lunati's Voodoo series of camshafts deliver more area under the curve than any other series of camshafts. This means more throttle response, quicker acceleration, more vacuum and better efficiency. These factors, combined with maximum horsepower and torque, make Voodoo camshafts the perfect choice for a wide range of high performance applications.

Cam Part #	Pre-2011 Cam #	RPM Range	Valve Lift W/ 1.7 RR IN/EX	Duration @ .050" IN/EX	Advertised Duration IN/EX	LSA/ICL	Valve Lash IN/EX	Description
20110710	60210	1400 - 5400	.550"/.550"	211/219	262/270	112/106	Hyd/Hyd	Very strong increase in low RPM torque and power. Works well with OEM style injection, great inboard/outboard marine cam for economy and skiing.
20110711	60211	1800 - 5800	.575"/.575"	221/229	272/280	112/106	Hyd/Hyd	Great mid range torque and power. Likes 2000 RPM stall converter and works great in towing applications with lower gearing. Largest for inboard/outboard performance marine use.
20110712	60212	2200 - 6200	.600"/.600"	231/239	282/290	110/106	Hyd/Hyd	High performance street cam. Likes upgraded intake, carb and exhaust. Needs 2800 RPM stall converter in most cases. Requires 9.5:1 compression for maximum performance.
20110713	60213	2600 - 6600	.625"/.625"	241/249	292/300	110/106	Hyd/Hyd	Serious street/race cam. Needs 10.5:1 compression and 3200 RPM stall converter. Works with moderate nitrous and small superchargers. Very healthy idle quality.

Supercharger/Nitrous Retro-Fit: These Lunati cams are specifically designed to get the most power out of supercharged and nitrous power adders. By adding exhaust duration through wider lobe separation, these application specific cams increase RPM where needed without sacrificing peak power.

20110875	50275	2800 - 6200	.612"/.612"	240/245	299/304	112/110	Hyd/Hyd	Good cam for high performance street and mild strip applications. Needs 2800-3200 RPM stall converter, headers, 9.5:1+ compression ratio and 3.73+ gearing. Rough idle.
20110874	50274	3500 - 6500	.612"/.612"	245/250	304/309	112/110	Hyd/Hyd	Good cam for street/strip applications. Needs 3500+ RPM stall converter, headers, 10:1 compression ratio and 4.10 gearing. Rough idle.
20110873	50273	3800 - 7000	.629"/.629"	250/255	309/314	112/110	Hyd/Hyd	Good cam for street/strip applications, has very good mid range and upper RPM torque and HP. Needs 3500-4000 RPM stall converter, 10:1+ compression ratio and 4.10+ gearing. Rough idle.
20110872	50272	4000 - 7200	.629"/.629"	255/260	314/319	112/110	Hyd/Hyd	Excellent cam for street/strip applications, has very good upper RPM torque and HP. Needs 4000 RPM stall converter, 10:1+ compression ratio and 4.10+ gearing. Rough idle.

CAMSHAFTS

LIFTERS

VALVE SPRINGS

ROCKER ARMS

PUSHRODS

TIMING SETS

MISCELLANEOUS



CHEVROLET BIG BLOCK V8 396-454 1965-1996

HYDRAULIC ROLLER

CAMSHAFTS

LIFTERS

VALVE SPRINGS

ROCKER ARMS

PUSHRODS

TIMING SETS

MISCELLANEOUS

Cam and Lifter Kit	Complete Kit	Lifters	Springs	Retainers	Locks	Valve Spring Kit	Valve Seals	Timing Set	Pushrods	Rocker Arms
20110710LK	20110710K	72331-16 72431-16	73121-16 ¹ 74820-16	75748-16 75595-16	77112-16 ¹³	73121K1 ^{1,13} 74820K4¹³	78505-16 ¹	94210 93110	80160-16 ¹² 6502-16¹²	15350-16
20110711LK	20110711K	72331-16 72431-16	73121-16 ¹ 74820-16	75748-16 75595-16	77112-16 ¹³	73121K1 ^{1,13} 74820K4¹³	78505-16 ¹	94210 93110	80160-16 ¹² 6502-16¹²	15350-16
20110712LK	20110712K	72431-16 72531-16	73121-16 ¹ 74820-16	75748-16 75595-16	77112-16 ¹³	73121K1 ^{1,13} 74820K4¹³	78505-16 ¹	94210 93110	6502-16 ¹² 8206-16¹²	15350-16
20110713LK	20110713K	72431-16 72531-16	73121-16 ¹ 74630-16¹	75748-16	77112-16 ¹³	73121K1 ^{1,13} 74630K3^{1,13}	78505-16 ¹	94210 93110	6502-16 ¹² 8206-16¹²	15350-16
20110875LK	20110875K	72431-16 72531-16	73121-16 ¹ 74820-16¹	75748-16 75595-16	77112-16 ¹³	73121K1 ^{1,13} 74820K4¹³	78505-16 ¹	94210 93110	6502-16 ¹² 8206-16¹²	15350-16
20110874LK	20110874K	72431-16 72531-16	73121-16 ¹ 74820-16¹	75748-16 75595-16	77112-16 ¹³	73121K1 ^{1,13} 74820K4¹³	78505-16 ¹	94210 93110	6502-16 ¹² 8206-16¹²	15350-16
20110873LK	20110873K	72431-16 72531-16	73121-16 ¹ 74820-16¹	75748-16	77112-16 ¹³	73121K1 ^{1,13} 74630K3^{1,13}	78505-16 ¹	94210 93110	6502-16 ¹² 8206-16¹²	15350-16
20110872LK	20110872K	72431-16 72531-16	73121-16 74630-16	75748-16	77112-16 ¹³	73121K1 ^{1,13} 74630K3^{1,13}	78505-16 ¹	94210 93110	6502-16 ¹² 8206-16¹²	15350-16

NOTE: Part numbers in **BLUE** represent product upgrade

Master Footnote Listing is located on page 2 of this catalog

CHEVROLET BIG BLOCK V8 396-454 1965-1996

SOLID FLAT TAPPET

Street/Strip: These cams produce excellent power in mild to higher performance street and strip applications when moderate engine modifications have been made with proper gearing.

Cam Part #	Pre-2011 Cam #	RPM Range	Valve Lift W/ 1.7 RR IN/EX	Duration @ .050" IN/EX	Advertised Duration IN/EX	LSA/ICL	Valve Lash IN/EX	Description
30110501	402A1	2200 - 6500	.550"/.550"	238/238	272/272	110/106	.020"/.022"	Good replacement for LS6 motors with very strong mid range and top end torque and HP. Needs 2200-2500 RPM stall converter, headers, 9:1 compression and 3.55 gearing. Good idle.
30110512	402A2	2400 - 6800	.550"/.570"	238/248	272/282	112/106	.020"/.022"	Very responsive high performance street cam. Needs 2500 RPM stall converter, headers, 9:1-10:1 compression and 3.55+ gearing. Fair idle.
30110507	40207	2500 - 6200	.540"/.558"	237/247	300/310	110/108	.022"/.022"	Good high performance street cam with broad power range and strong mid range torque and HP. Needs 2500 RPM stall converter, headers, 9.5:1 compression and 3.73+ gearing. Good with nitrous. Fair idle.
30110508	40208	2500 - 6500	.558"/.566"	247/255	310/320	110/108	.022"/.022"	Good cam for marine or mild bracket racing. Needs 2500-3000 RPM stall converter, headers, 9.5:1+ compression ratio and 3.73+ gearing. Fair idle.
30110513	402A3	2500 - 6800	.586"/.600"	243/251	276/284	110/104	.026"/.030"	Excellent street/bracket racing cam with very strong mid range and top end torque and HP. Needs 2500 RPM stall converter, 9.5:1 compression and 3.73 gearing. Fair idle.
30110515	402A5	3000 - 7200	.595"/.595"	252/261	285/295	110/104	.025"/.025"	Excellent street/bracket racing cam with very strong mid range and top end torque and HP. Needs 3000-3500 RPM stall converter, headers, 10:1+ compression ratio and 4.10 gearing. Rough idle.
30110511	40211	3500 - 7200	.588"/.601"	258/267	300/310	110/108	.030"/.032"	Good cam for 4 speed Pro Street or V-drive lake racing applications. Needs 3500-4000 RPM stall converter, headers, 11:1 compression ratio and 4.10+ gearing. Rough idle.
<p>Voodoo: Lunati's Voodoo series of camshafts deliver more area under the curve than any other series of camshafts. This means more throttle response, quicker acceleration, more vacuum and better efficiency. These factors, combined with maximum horsepower and torque, make Voodoo camshafts the perfect choice for a wide range of high performance applications.</p>								
30110740	60240	2400 - 6600	.570"/.590"	233/241	266/276	110/106	.018"/.018"	Excellent hot street/strip cam with great torque and HP from low to high end. Needs 2500 RPM stall converter, headers, 10:1+ compression and 3.55-3.73 gearing. Lopey idle.
30110741	60241	2600 - 6800	.590"/.610"	241/249	276/282	110/106	.018"/.018"	High performance street/mild bracket cam with good mid range to high end torque and HP. Needs 2800 RPM stall converter, headers, 10.5:1+ compression ratio and 3.73-3.90 gearing. Lopey idle.
30110742	60242	2800 - 7000	.610"/.625"	249/257	282/290	110/106	.018"/.018"	Pro Street/bracket race cam with good mid range to high end torque and HP. Needs 3000 RPM stall converter, headers, 11:1+ compression ratio and 3.90+ gearing. Rough idle.
30110743	60243	3000 - 7200	.625"/.625"	257/265	290/298	110/106	.018"/.018"	Pro Street/bracket race cam with excellent mid range to high end torque and HP. Needs 3200 RPM stall converter, headers, 11:1+ compression and 4.10+ gearing. Rough idle.

CAMSHAFTS

LIFTERS

VALVE SPRINGS

ROCKER ARMS

PUSHRODS

TIMING SETS

MISCELLANEOUS



CHEVROLET BIG BLOCK V8 396-454 1965-1996

SOLID FLAT TAPPET

CAMSHAFTS

LIFTERS

VALVE SPRINGS

ROCKER ARMS

PUSHRODS

TIMING SETS

MISCELLANEOUS

Cam and Lifter Kit	Complete Kit	Lifters	Springs	Retainers	Locks	Valve Spring Kit	Valve Seals	Timing Set	Pushrods	Rocker Arms
30110501LK	30110501K	70992-16 70984-16	73121-16 74820-16	75748-16 75595-16	77112-16 ¹³	73121K1 ^{1,13} 74820K4¹³	78505-16 ¹	94210 93110	6500-16 ¹² 8200-16¹²	15350-16
30110512LK	30110512K	70992-16 70984-16	73121-16 74820-16	75748-16 75595-16	77112-16 ¹³	73121K1 ^{1,13} 74820K4¹³	78505-16 ¹	94210 93110	6500-16 ¹² 8200-16¹²	15350-16
30110507LK	30110507K	70992-16 70984-16	73121-16 74820-16	75748-16 75595-16	77112-16 ¹³	73121K1 ^{1,13} 74820K4¹³	78505-16 ¹	94210 93110	6500-16 ¹² 8200-16¹²	15350-16
30110508LK	30110508K	70992-16 70984-16	73121-16 74820-16	75748-16 75595-16	77112-16 ¹³	73121K1 ^{1,13} 74820K4¹³	78505-16 ¹	94210 93110	6500-16 ¹² 8200-16¹²	15350-16
30110513LK	30110513K	70992-16 70984-16	73121-16 74820-16	75748-16 75595-16	77112-16 ¹³	73121K1 ^{1,13} 74820K4¹³	78505-16 ¹	94210 93110	6500-16 ¹² 8200-16¹²	15350-16
30110515LK	30110515K	70992-16 70984-16	73121-16 74820-16	75748-16 75595-16	77112-16 ¹³	73121K1 ^{1,13} 74820K4¹³	78505-16 ¹	94210 93110	6500-16 ¹² 8200-16¹²	15350-16
30110511LK	30110511K	70992-16 70984-16	73121-16 74820-16	75748-16 75595-16	77112-16 ¹³	73121K1 ^{1,13} 74820K4¹³	78505-16 ¹	94210 93110	6500-16 ¹² 8200-16¹²	15350-16
30110740LK	30110740K	70992-16 70984-16	73121-16 ¹ 74820-16	75748-16 75595-16	77112-16 ¹³	73121K1 ^{1,13} 74820K4¹³	78505-16 ¹	94210 93110	6500-16 ¹² 8200-16¹²	15350-16
30110741LK	30110741K	70992-16 70984-16	73121-16 ¹ 74820-16	75748-16 75595-16	77112-16 ¹³	73121K1 ^{1,13} 74820K4¹³	78505-16 ¹	94210 93110	6500-16 ¹² 8200-16¹²	15350-16
30110742LK	30110742K	70992-16 70984-16	73121-16 ¹ 74630-16¹	75748-16	77112-16 ¹³	73121K1 ^{1,13} 74630K3^{1,13}	78505-16 ¹	94210 93110	6500-16 ¹² 8200-16¹²	15350-16
30110743LK	30110743K	70992-16 70984-16	73121-16 ¹ 74630-16¹	75748-16	77112-16 ¹³	73121K1 ^{1,13} 74630K3^{1,13}	78505-16 ¹	94210 93110	6500-16 ¹² 8200-16¹²	15350-16

NOTE: Part numbers in **BLUE** represent product upgrade

Master Footnote Listing is located on page 2 of this catalog

CHEVROLET BIG BLOCK V8 396-454 1965-1996

SOLID FLAT TAPPET

Drag Race: The Lunati Drag Race Cams are available for a wide range of racing applications from Sportsman to Pro. These camshafts produce unmatched torque for launching the vehicle off the starting line and maximum horsepower for a strong finish. Custom grinds are also available.

Cam Part #	Pre-2011 Cam #	RPM Range	Valve Lift W/ 1.7 RR IN/EX	Duration @ .050" IN/EX	Advertised Duration IN/EX	LSA/ICL	Valve Lash IN/EX	Description
30110906	402A6	3000 - 7200	.612"/.630"	255/263	288/296	107/101	.030"/.030"	Good cam for bracket racing in 396-454 c.i. motors. Needs 3500-4000 RPM stall converter, headers, 10.5:1+ compression ratio and 4.10 gearing. Rough idle.
30110917	402A7	3000 - 7000	.612"/.630"	255/263	288/296	110/104	.024"/.026"	Good cam for bracket racing in 396-454 c.i. motors. Needs 3500 RPM stall converter, headers, 10.5:1 compression ratio and 4.10 gearing. Rough idle.
30110924	40224	3200 - 7200	.615"/.620"	249/259	288/298	110/108	.020"/.022"	Good cam for Pro Street/bracket or marine applications. Needs 3500 RPM stall converter, headers, 10:1 compression ratio and 4.10 gearing. Works well with nitrous. Rough idle.
30110925	40225	3500 - 7200	.620"/.620"	254/264	293/303	110/108	.020"/.022"	Excellent cam for bracket racing in a heavy car. Needs 3800-4000 RPM stall converter, headers, 10:1+ compression ratio and 4.10+ gearing. Rough idle.
30110918	402A8	3500 - 7200	.625"/.625"	259/267	292/301	110/104	.025"/.025"	Good cam for bracket racing in 396-454 c.i. motors. Needs 3800 RPM stall converter, headers, 10.5:1+ compression ratio and 4.10+ gearing. Rough idle.
30110927	40227	3800 - 7400	.620"/.620"	259/269	298/308	110/108	.020"/.022"	Good cam for Pro Street applications. Needs 4000 RPM stall converter, headers, 10.5:1+ compression ratio and 4.10+ gearing. Works well with nitrous. Rough idle.
30110914	40214	3800 - 7500	.608"/.638"	261/271	316/326	110/107	.022"/.024"	Good cam for bracket racing or jet boat with B impeller. Needs 4000 RPM stall converter, headers, 11:1+ compression ratio and 4.56 gearing. Works well with nitrous. Rough idle.
30110913	40213	4000 - 7500	.604"/.612"	271/279	314/320	110/108	.030"/.032"	Good cam for bracket racing in 454 c.i. motors with a medium weight car. Needs 4500 RPM stall converter, headers, 12:1+ compression ratio and 4.88 gearing. Rough idle.
30110901	402B1	4000 - 7500	.630"/.630"	263/271	296/304	108/102	.030"/.030"	Good cam for bracket racing in 10 second range. Needs 4000-4500 RPM stall converter, headers, 11:1 compression ratio and 4.56+ gearing. Rough idle.
30110928	40228	4000 - 7600	.620"/.620"	264/274	303/313	110/108	.020"/.022"	Good cam for bracket racing applications needing strong mid range torque and HP. Needs 4000-4500 RPM stall converter, headers, 12.5:1 compression ratio and 4.56+ gearing. Rough idle.

CAMSHAFTS

LIFTERS

VALVE SPRINGS

ROCKER ARMS

PUSHRODS

TIMING SETS

MISCELLANEOUS



CHEVROLET BIG BLOCK V8 396-454 1965-1996

SOLID FLAT TAPPET

CAMSHAFTS

LIFTERS

VALVE SPRINGS

ROCKER ARMS

PUSHRODS

TIMING SETS

MISCELLANEOUS

Cam and Lifter Kit	Complete Kit	Lifters	Springs	Retainers	Locks	Valve Spring Kit	Valve Seals	Timing Set	Pushrods	Rocker Arms
N/A	N/A	70992-16 70984-16	73121-16 ¹ 74630-16¹	75748-16 76732-16	77112-16 ¹³	73121K1 ^{1,13} 74630K2^{1,13}	78505-16 ¹	93110 95110	8200-16 ¹²	15350-16
N/A	N/A	70992-16 70984-16	73121-16 ¹ 74630-16¹	75748-16 76732-16	77112-16 ¹³	73121K1 ^{1,13} 74630K2^{1,13}	78505-16 ¹	93110 95110	8200-16 ¹²	15350-16
N/A	N/A	70992-16 70984-16	73121-16 ¹ 74630-16¹	75748-16 76732-16	77112-16 ¹³	73121K1 ^{1,13} 74630K2^{1,13}	78505-16 ¹	93110 95110	8200-16 ¹²	15350-16
N/A	N/A	70992-16 70984-16	73121-16 ¹ 74630-16¹	75748-16 76732-16	77112-16 ¹³	73121K1 ^{1,13} 74630K2^{1,13}	78505-16 ¹	93110 95110	8200-16 ¹²	15350-16
N/A	N/A	70992-16 70984-16	73121-16 ¹ 74630-16¹	75748-16 76732-16	77112-16 ¹³	73121K1 ^{1,13} 74630K2^{1,13}	78505-16 ¹	93110 95110	8200-16 ¹²	15350-16
N/A	N/A	70992-16 70984-16	73121-16 ¹ 74630-16¹	75748-16 76732-16	77112-16 ¹³	73121K1 ^{1,13} 74630K2^{1,13}	78505-16 ¹	93110 95110	8200-16 ¹²	15350-16
N/A	N/A	70992-16 70984-16	73121-16 ¹ 74630-16¹	75748-16 76732-16	77112-16 ¹³	73121K1 ^{1,13} 74630K2^{1,13}	78505-16 ¹	93110 95110	8200-16 ¹²	15350-16
N/A	N/A	70992-16 70984-16	73121-16 ¹ 74630-16¹	75748-16 76732-16	77112-16 ¹³	73121K1 ^{1,13} 74630K2^{1,13}	78505-16 ¹	93110 95110	8200-16 ¹²	15350-16
N/A	N/A	70992-16 70984-16	73121-16 ¹ 74630-16¹	75748-16 76732-16	77112-16 ¹³	73121K1 ^{1,13} 74630K2^{1,13}	78505-16 ¹	93110 95110	8200-16 ¹²	15350-16

Drag Race Cams Chart Continued On Following Page →

NOTE: Part numbers in **BLUE** represent product upgrade

Master Footnote Listing is located on page 2 of this catalog

CHEVROLET BIG BLOCK V8 396-454 1965-1996

SOLID FLAT TAPPET

Drag Race: The Lunati Drag Race Cams are available for a wide range of racing applications from Sportsman to Pro. These camshafts produce unmatched torque for launching the vehicle off the starting line and maximum horsepower for a strong finish. Custom grinds are also available.

Cam Part #	Pre-2011 Cam #	RPM Range	Valve Lift W/ 1.7 RR IN/EX	Duration @ .050" IN/EX	Advertised Duration IN/EX	LSA/ICL	Valve Lash IN/EX	Description
30110922	40222	4000 - 7600	.651"/.632"	272/278	308/316	108/106	.028"/.030"	Good cam for bracket racing in high RPM 427 c.i. motors with a medium weight car. Needs 4500 RPM stall converter, headers, 12:1+ compression ratio and 4.88 gearing. Rough idle.
30110903	402B3	4000 - 7800	.630"/.630"	271/279	304/312	110/104	.030"/.030"	Good cam for bracket racing in 396-454 c.i. motors with a lightweight car. Needs 4500-5000 RPM stall converter or 4-speed transmission, headers, 12:1 compression ratio and 4.88+ gearing. Rough idle.
30110902	402B2	4000 - 8000	.669"/.675"	271/282	299/316	114/110	.018"/.026"	Good cam for bracket racing in 454+ c.i. motors. Needs 4500+ RPM stall converter, headers, 11.5:1+ compression ratio and 4.88 gearing. Rough idle.
30110920	40220	4200 - 7600	.620"/.632"	268/282	316/324	110/108	.030"/.030"	Good cam for bracket racing in 454+ c.i. motors with cast iron heads in a lightweight car. Needs 4500+ RPM stall converter, headers, 12:1+ compression ratio and 4.56+ gearing. Rough idle.
30110923	40223	4200 - 7600	.643"/.633"	268/278	304/316	110/108	.028"/.030"	Good cam for bracket racing in 454 c.i. motors with a medium weight car. Needs 4500-4800 RPM stall converter, headers, 12:1 compression ratio and 4.56+ gearing. Rough idle.
30110921	40221	4200 - 7800	.647"/.657"	268/275	302/312	110/108	.030"/.032"	Good cam for all out bracket racing in 454 c.i. motors with ported heads and a lightweight car. Needs 4500-4800 RPM stall converter, headers, 11.5:1+ compression ratio and 4.56+ gearing. Rough idle.
30110916	40216	4600 - 7800	.632"/.644"	276/284	326/336	108/106	.022"/.024"	Good cam for bracket racing in 454-540 c.i. motors has strong mid range torque and HP. Needs 4500-5000 RPM stall converter, headers, 12:1+ compression ratio and 4.88+ gearing. Rough idle.
30110904	402B4	5000 - 8000	.669"/.675"	275/282	308/316	108/102	.030"/.030"	Good cam for bracket racing in light-weight car in 9 second range. Needs 5000 RPM stall converter, headers, 12:1+ compression ratio and 4.88+ gearing. Rough idle.

CAMSHAFTS

LIFTERS

VALVE SPRINGS

ROCKER ARMS

PUSHRODS

TIMING SETS

MISCELLANEOUS



CHEVROLET BIG BLOCK V8 396-454 1965-1996

SOLID FLAT TAPPET

CAMSHAFTS

LIFTERS

VALVE SPRINGS

ROCKER ARMS

PUSHRODS

TIMING SETS

MISCELLANEOUS

Cam and Lifter Kit	Complete Kit	Lifters	Springs	Retainers	Locks	Valve Spring Kit	Valve Seals	Timing Set	Pushrods	Rocker Arms
N/A	N/A	70992-16 70984-16	73121-16 ¹ 74630-16¹	75748-16 76732-16	77112-16 ¹³	73121K1 ^{1,13} 74630K2^{1,13}	78505-16 ¹	93110 95110	8200-16 ¹²	15350-16
N/A	N/A	70992-16 70984-16	73121-16 ¹ 74630-16¹	75748-16 76732-16	77112-16 ¹³	73121K1 ^{1,13} 74630K2^{1,13}	78505-16 ¹	93110 95110	8200-16 ¹²	15350-16
N/A	N/A	70992-16 70984-16	73121-16 ¹ 74630-16¹	75748-16 76732-16	77112-16 ¹³	73121K1 ^{1,13} 74630K2^{1,13}	78505-16 ¹	93110 95110	8200-16 ¹²	15350-16
N/A	N/A	70992-16 70984-16	73121-16 ¹ 74630-16¹	75748-16 76732-16	77112-16 ¹³	73121K1 ^{1,13} 74630K2^{1,13}	78505-16 ¹	93110 95110	8200-16 ¹²	15350-16
N/A	N/A	70992-16 70984-16	73121-16 ¹ 74630-16¹	75748-16 76732-16	77112-16 ¹³	73121K1 ^{1,13} 74630K2^{1,13}	78505-16 ¹	93110 95110	8200-16 ¹²	15350-16
N/A	N/A	70992-16 70984-16	73121-16 ¹ 74630-16¹	75748-16 76732-16	77112-16 ¹³	73121K1 ^{1,13} 74630K2^{1,13}	78505-16 ¹	93110 95110	8200-16 ¹²	15350-16
N/A	N/A	70992-16 70984-16	73121-16 ¹ 74630-16¹	75748-16 76732-16	77112-16 ¹³	73121K1 ^{1,13} 74630K2^{1,13}	78505-16 ¹	93110 95110	8200-16 ¹²	15350-16

NOTE: Part numbers in **BLUE** represent product upgrade

Master Footnote Listing is located on page 2 of this catalog

CHEVROLET BIG BLOCK V8 396-454 1965-1996

SOLID FLAT TAPPET

Drag Race NEW TL2 (Tight Lash): The Lunati Drag Race Cams are available for a wide range of racing applications from Sportsman to Pro. These camshafts produce unmatched torque for launching the vehicle off the starting line and maximum horsepower for a strong finish. Custom grinds are also available.

Cam Part #	Pre-2011 Cam #	RPM Range	Valve Lift W/ 1.7 RR IN/EX	Duration @ .050" IN/EX	Advertised Duration IN/EX	LSA/ICL	Valve Lash IN/EX	Description
30110929	NEW	2500 - 6500	.612"/.634"	247/255	276/284	108/104	.016"/.018"	Stump puller, heavy car, tight converter, 10:1+ compression ratio, 3.50+ gears.
30110930	NEW	3400 - 7400	.646"/.668"	259/267	288/296	110/106	.016"/.018"	Medium c.i. engines, 11:1+ compression ratio, strong mid to top range, 3.70+ gears, 3500+ RPM stall converter with 468+ c.i. engine.
30110931	NEW	4000 - 7800	.668"/.680"	267/271	296/300	110/106	.016"/.018"	Medium to large c.i., 12:1+ compression ratio, good heads & intake, 4500+ RPM stall converter with 468+ c.i. engine.
Factory Performance: These camshafts are Lunati's versions of OEM performance camshafts. They are designed for the individual who wants an exact factory replacement for their car when doing a restoration.								
30111002	20202	3000 - 6500	.530"/.530"	242/242	310/310	114/108	.024"/.026"	Lunati's version of the Chevrolet cams for the 396 c.i. 375 HP or the 427 c.i. 425 HP motors.
30111003	20203	4000 - 7000	.560"/.580"	264/270	320/320	112/108	.024"/.026"	Lunati's version of the famous L88 chevrolet cam.

SOLID ROLLER

Street Master: Street Master Cams are specifically designed for Hot Pro Street cars and some bracket applications. These camshafts are computer designed to take advantage of maximum area under the curve without destroying valvetrain components.

Cam Part #	Pre-2011 Cam #	RPM Range	Valve Lift W/ 1.7 RR IN/EX	Duration @ .050" IN/EX	Advertised Duration IN/EX	LSA/ICL	Valve Lash IN/EX	Description
40110311 ⁸	502A1	2000 - 6500	.630"/.630"	244/255	278/290	112/108	.022"/.024"	Good high performance street cam for heavier vehicle. Needs 2500-3000 RPM stall converter, headers, 9.5:1 compression ratio and 3.73 gearing. Lopey idle.
40110312 ⁸	502A2	3000 - 7000	.630"/.630"	255/264	290/300	110/104	.022"/.024"	Good high performance street/bracket racing cam with strong mid range and upper RPM torque and HP. Needs 3000-3500 RPM stall converter, headers, 10:1+ compression ratio and 4.10 gearing. Rough idle.
40110351 ⁸	50251	3500 - 6500	.639"/.636"	260/268	293/207	114/110	.026"/.028"	Good cam for Pro Street 396-454 c.i. motor with street blower. Needs 3500-4000 RPM stall converter, headers and 4.10+ gearing. Fair idle.
40110332 ⁸	50232	3500 - 6800	.666"/.624"	256/260	289/295	110/108	.028"/.030"	Good high performance street/strip or blown 454 c.i. lake racing boat. Needs 3500-4000 RPM stall converter, headers and 4.10 gearing. Rough idle.



CHEVROLET BIG BLOCK V8 396-454 1965-1996

SOLID FLAT TAPPET

CAMSHAFTS

LIFTERS

VALVE SPRINGS

ROCKER ARMS

PUSHRODS

TIMING SETS

MISCELLANEOUS

Cam and Lifter Kit	Complete Kit	Lifters	Springs	Retainers	Locks	Valve Spring Kit	Valve Seals	Timing Set	Pushrods	Rocker Arms
N/A	N/A	70992-16 70984-16	73121-16 ¹ 74630-16¹	75748-16 76732-16	77112-16 ¹³	73121K1 ^{1,13} 74630K2^{1,13}	78505-16 ¹	93110 95110	8200-16 ¹²	15350-16
N/A	N/A	70992-16 70984-16	73121-16 ¹ 74630-16¹	75748-16 76732-16	77112-16 ¹³	73121K1 ^{1,13} 74630K2^{1,13}	78505-16 ¹	93110 95110	8200-16 ¹²	15350-16
N/A	N/A	70992-16 70984-16	73121-16 ¹ 74630-16¹	75748-16 76732-16	77112-16 ¹³	73121K1 ^{1,13} 74630K2^{1,13}	78505-16 ¹	93110 95110	8200-16 ¹²	15350-16
30111002LK	30111002K	70992-16 70984-16	73815-16 74820-16	75740-16 75595-16	77112-16 ¹³	73815K8 ¹³ 74820K4¹³	78504-16 78505-16	94210 93110	6500-16 ¹² 8200-16¹²	15350-16
30111003LK	30111003K	70992-16 70984-16	73815-16 74820-16	75740-16 75595-16	77112-16 ¹³	73815K8 ¹³ 74820K4¹³	78504-16 78505-16	94210 93110	6500-16 ¹² 8200-16¹²	15350-16

SOLID ROLLER

Cam and Lifter Kit	Complete Kit	Lifters	Springs	Retainers	Locks	Valve Spring Kit	Valve Seals	Timing Set	Pushrods	Rocker Arms
40110311LK ⁸	40110311K ⁸	72405-16 72445-16	73367-16 ¹ 74650-16¹	75748-16	77112-16 ¹³	73367K2 ^{1,13} 74650K1^{1,13}	78505-16 ¹	93114 95110¹¹	6500-16 ¹² 8200-16¹²	15350-16
40110312LK ⁸	40110312K ⁸	72405-16 72445-16	73367-16 ¹ 74650-16¹	75748-16	77112-16 ¹³	73367K2 ^{1,13} 74650K1^{1,13}	78505-16 ¹	93114 95110¹¹	6500-16 ¹² 8200-16¹²	15350-16
40110351LK ⁸	40110351K ⁸	72405-16 72445-16	73367-16 ¹ 74650-16¹	75748-16	77112-16 ¹³	73367K2 ^{1,13} 74650K1^{1,13}	78505-16 ¹	93114 95110¹¹	6500-16 ¹² 8200-16¹²	15350-16
40110332LK ⁸	40110332K ⁸	72405-16 72445-16	73367-16 ¹ 74650-16¹	75748-16	77112-16 ¹³	73367K2 ^{1,13} 74650K1^{1,13}	78505-16 ¹	93114 95110¹¹	6500-16 ¹² 8200-16¹²	15350-16

NOTE: Part numbers in **BLUE** represent product upgrade

Master Footnote Listing is located on page 2 of this catalog

CHEVROLET BIG BLOCK V8 396-454 1965-1996

SOLID ROLLER

Street/Strip: These cams produce excellent power in mild to higher performance street and strip applications when moderate engine modifications have been made with proper gearing.

Cam Part #	Pre-2011 Cam #	RPM Range	Valve Lift W/ 1.7 RR IN/EX	Duration @ .050" IN/EX	Advertised Duration IN/EX	LSA/ICL	Valve Lash IN/EX	Description
40110500 ⁸	50200	2500 - 6500	.595"/.595"	244/244	304/304	110/108	.030"/.030"	Good high performance street or Pro Street racing cam with good mid range torque and HP. Needs 3000-3500 RPM stall converter, headers, 10:1 compression and 3.73+ gearing. Fair idle.
40110513 ⁸	502A3	2500 - 6500	.660"/.660"	245/253	276/284	112/108	.022"/.024"	Good high performance street cam with strong bottom end torque and HP for medium to heavier vehicles. Needs 2500-3000 RPM stall converter, headers, 10:1 compression and 3.73+ gearing. Lopey idle.
40110514 ⁸	502A4	3000 - 7000	.660"/.660"	256/264	287/295	110/104	.022"/.024"	Excellent street/strip cam for 454-502 c.i. motors with strong mid range and upper RPM torque and HP. Needs 3500 RPM stall converter, headers, 10.5:1 compression and 4.10+ gearing. Rough idle.
40110515 ⁸	502A5	3000 - 7200	.685"/.680"	255/263	286/296	107/101	.030"/.030"	Excellent hot street/bracket racing cam. Needs 3500 RPM stall converter, headers, 10:1+ compression and 4.10+ gearing. Rough idle.
40110517 ⁸	502A7	4000 - 7500	.685"/.685"	260/268	292/300	108/102	.030"/.030"	Excellent hot street/bracket racing cam for vehicles under 3500lbs. Needs 4000+ RPM stall converter, headers, 11:1 compression ratio and 4.56 gearing. Rough idle.

Voodoo: Lunati's Voodoo series of camshafts deliver more area under the curve than any other series of camshafts. This means more throttle response, quicker acceleration, more vacuum and better efficiency. These factors, combined with maximum horsepower and torque, make Voodoo camshafts the perfect choice for a wide range of high performance applications.

40110730 ⁸	60230	2500 - 6400	.629"/.639"	231/237	261/267	110/106	.018"/.018"	Good high performance street cam with good mid range torque and HP. Works well in 396-454 c.i. motors. Needs 2500 RPM stall converter, headers, 9:1+ compression ratio and 3.55+ gearing. Lopey idle.
40110731 ⁸	60231	2500 - 6600	.639"/.655"	237/243	267/273	110/106	.018"/.018"	Good cam for high performance street or mild strip applications. Needs 2500-3000 RPM stall converter, headers, 9.5:1+ compression and 3.73+ gearing. Rough idle.
40110732 ⁸	60232	2500 - 6800	.655"/.663"	243/249	273/279	110/106	.018"/.018"	Good cam for street/strip applications. Good mid range and excellent upper RPM, torque and HP. Works well in 454 c.i. motors. Needs 2800-3200 RPM stall converter, headers, 10:1+ compression ratio and 3.90+ gearing. Rough idle.
40110733 ⁸	60233	2800 - 7000	.663"/.680"	249/255	279/285	110/106	.018"/.018"	Excellent cam for street/strip applications. Good mid range and excellent upper RPM, torque and HP. Needs 3200-3500 RPM stall converter, headers, 10.5:1+ compression and 4.10 gearing. Rough idle.
40110734 ⁸	60234	3000 - 7200	.680"/.680"	255/263	285/293	110/104	.018"/.018"	Good cam for Pro Street or mild bracket racing applications. Works well in 454-540 c.i. motors. Needs 3500+ RPM stall converter, headers, 10.5:1+ compression and 4.10+ gearing. Rough idle.

CAMSHAFTS

LIFTERS

VALVE SPRINGS

ROCKER ARMS

PUSHRODS

TIMING SETS

MISCELLANEOUS



CHEVROLET BIG BLOCK V8 396-454 1965-1996

SOLID ROLLER

CAMSHAFTS

LIFTERS

VALVE SPRINGS

ROCKER ARMS

PUSHRODS

TIMING SETS

MISCELLANEOUS

Cam and Lifter Kit	Complete Kit	Lifters	Springs	Retainers	Locks	Valve Spring Kit	Valve Seals	Timing Set	Pushrods	Rocker Arms
40110500LK ⁸	40110500K ⁸	72405-16 72445-16	73367-16 ¹ 74650-161	75748-16	77112-16 ¹³	73367K2 ^{1,13} 74650K1^{1,13}	78505-16 ¹	93114 95110¹¹	6500-16 ¹² 8200-16¹²	15350-16
40110513LK ⁸	40110513K ⁸	72405-16 72445-16	73367-16 ¹ 74650-161	75748-16	77112-16 ¹³	73367K2 ^{1,13} 74650K1^{1,13}	78505-16 ¹	93114 95110¹¹	6500-16 ¹² 8200-16¹²	15350-16
40110514LK ⁸	40110514K ⁸	72405-16 72445-16	73367-16 ¹ 74650-161	75748-16	77112-16 ¹³	73367K2 ^{1,13} 74650K1^{1,13}	78505-16 ¹	93114 95110¹¹	6500-16 ¹² 8200-16¹²	15350-16
40110515LK ⁸	40110515K ⁸	72405-16 72445-16	73367-16 ¹ 74650-161	75748-16	77112-16 ¹³	73367K2 ^{1,13} 74650K1^{1,13}	78505-16 ¹	93114 95110¹¹	6500-16 ¹² 8200-16¹²	15350-16
40110517LK ⁸	40110517K ⁸	72405-16 72445-16	73367-16 ¹ 74650-161	75748-16	77112-16 ¹³	73367K2 ^{1,13} 74650K1^{1,13}	78505-16 ¹	93114 95110¹¹	6500-16 ¹² 8200-16¹²	15350-16
40110730LK ¹⁰	40110730K ¹⁰	72405-16 72445-16	73367-16 ¹ 74650-161	75748-16	77112-16 ¹³	73367K2 ^{1,13} 74650K1^{1,13}	78505-16 ¹	93114 95110¹¹	6500-16 ¹² 8200-16¹²	15350-16
40110731LK ¹⁰	40110731K ¹⁰	72405-16 72445-16	73367-16 ¹ 74650-161	75748-16	77112-16 ¹³	73367K2 ^{1,13} 74650K1^{1,13}	78505-16 ¹	93114 95110¹¹	6500-16 ¹² 8200-16¹²	15350-16
40110732LK ¹⁰	40110732K ¹⁰	72405-16 72445-16	73367-16 ¹ 74650-161	75748-16	77112-16 ¹³	73367K2 ^{1,13} 74650K1^{1,13}	78505-16 ¹	93114 95110¹¹	6500-16 ¹² 8200-16¹²	15350-16
40110733LK ¹⁰	40110733K ¹⁰	72405-16 72445-16	73367-16 ¹ 74650-161	75748-16	77112-16 ¹³	73367K2 ^{1,13} 74650K1^{1,13}	78505-16 ¹	93114 95110¹¹	6500-16 ¹² 8200-16¹²	15350-16
40110734LK ¹⁰	40110734K ¹⁰	72405-16 72445-16	73367-16 ¹ 74650-161	75748-16	77112-16 ¹³	73367K2 ^{1,13} 74650K1^{1,13}	78505-16 ¹	93114 95110¹¹	6500-16 ¹² 8200-16¹²	15350-16

NOTE: Part numbers in **BLUE** represent product upgrade

Master Footnote Listing is located on page 2 of this catalog

CHEVROLET BIG BLOCK V8 396-454 1965-1996

SOLID ROLLER

Drag Race: The Lunati Drag Race Cams are available for a wide range of racing applications from Sportsman to Pro. These camshafts produce unmatched torque for launching the vehicle off the starting line and maximum horsepower for a strong finish. Custom grinds are also available.

Cam Part #	Pre-2011 Cam #	RPM Range	Valve Lift W/ 1.7 RR IN/EX	Duration @ .050" IN/EX	Advertised Duration IN/EX	LSA/ICL	Valve Lash IN/EX	Description
40110919 ⁸	502A9	3500 - 7000	.670"/.670"	264/270	300/306	110/106	.024"/.026"	Good cam for bracket racing with 454-540 c.i. motors. Very easy on valvetrain parts. Needs 3500-4000 RPM stall converter, headers, 10.5:1 compression ratio and 4.10+ gearing. Rough idle.
40110904 ⁸	50204	3800 - 7400	.685"/.692"	269/276	314/320	110/108	.024"/.026"	Good cam for bracket racing or jet boat applications with good mid range torque and HP. Very easy on valvetrain parts. Needs 3800-4000 RPM stall converter, headers, 10.5:1+ compression ratio and 4.10+ gearing. Rough idle.
40110916 ⁸	502A6	3800 - 7500	.731"/.731"	259/267	287/295	110/104	.022"/.022"	Good cam for bracket racing with 396-454 c.i. motors in 3000-3700lb cars. Needs 4000 RPM stall converter, headers, 10.5:1 compression ratio and 4.56 gearing. Rough idle.
40110902 ⁸	502B2	4000 - 7200	.670"/.670"	270/278	306/312	110/106	.024"/.026"	Good cam for bracket racing with 454-540 c.i. motors. Excellent valvetrain life. Needs 4000-4500 RPM stall converter, headers, 10.5:1-12.5:1 compression ratio, 4.10 gearing and Dominator style carburetor. Rough idle.
40110901 ⁸	502B1	4000 - 7200	.710"/.710"	270/276	304/310	110/104	.030"/.030"	Good cam for bracket racing with 396-454 c.i. motors in medium weight cars. Very reliable valvetrain. Needs 4000-4500 RPM stall converter or 4-speed transmission, headers, 11:1 compression ratio and 4.10+ gearing. Rough idle.
40110926 ⁸	50226	4000 - 7600	.722"/.722"	272/280	308/316	110/108	.028"/.030"	Good cam for bracket racing with 427 c.i. motors in car weighing between 2800-3200lbs. Needs 4000 RPM stall converter, headers, 11:1 compression ratio and 4.10+ gearing. Rough idle.
40110914 ⁸	50214	4000- 7800	.744"/.704"	274/283	320/322	110/108	.028"/.032"	Excellent cam for bracket racing or jet boat with B impeller. Needs 4500 RPM stall converter, headers, 11:1+ compression ratio and 4.10+ gearing. Works well with nitrous. Rough idle.
40110918 ⁸	502A8	4200 - 7500	.710"/.710"	265/276	296/308	109/103	.030"/.030"	Good cam for bracket racing or high speed oval track applications with good heads. Needs 4500 RPM stall converter, headers, 10.5:1+ compression ratio and 4.10+ gearing. Rough idle.
40110905 ⁸	50205	4200 - 7600	.692"/.693"	278/281	320/326	110/108	.024"/.026"	Good cam for bracket racing or in pull truck applications. Needs 4500-4800 RPM stall converter, headers, 12:1 compression ratio and 4.56 gearing. Works well in large c.i. motors. Rough idle.

CAMSHAFTS

LIFTERS

VALVE SPRINGS

ROCKER ARMS

PUSHRODS

TIMING SETS

MISCELLANEOUS



CHEVROLET BIG BLOCK V8 396-454 1965-1996

SOLID ROLLER

CAMSHAFTS

LIFTERS

VALVE SPRINGS

ROCKER ARMS

PUSHRODS

TIMING SETS

MISCELLANEOUS

Cam and Lifter Kit Complete Kit Lifters Springs Retainers Locks Valve Spring Kit Valve Seals Timing Set Pushrods Rocker Arms

N/A	N/A	72405-16 72445-16	75824-16 ¹ 75848-16¹	76733-16 76739-16	77112-16 ¹³ 77111-16¹³	75824K1 ^{1,13} 75848K2^{1,13}	78505-16 ¹ 78506-16¹	95110 ¹¹ 95510¹¹	8200-16 ¹² 8700-16¹²	15350-16
N/A	N/A	72405-16 72445-16	75824-16 ¹ 75848-16¹	76733-16 76739-16	77112-16 ¹³ 77111-16¹³	75824K1 ^{1,13} 75848K2^{1,13}	78505-16 ¹ 78506-16¹	95110 ¹¹ 95510¹¹	8200-16 ¹² 8700-16¹²	15350-16
N/A	N/A	72405-16 72445-16	75824-16 ¹ 75848-16¹	76733-16 76739-16	77112-16 ¹³ 77111-16¹³	75824K1 ^{1,13} 75848K2^{1,13}	78505-16 ¹ 78506-16¹	95110 ¹¹ 95510¹¹	8200-16 ¹² 8700-16¹²	15350-16
N/A	N/A	72405-16 72445-16	75824-16 ¹ 75848-16¹	76733-16 76739-16	77112-16 ¹³ 77111-16¹³	75824K1 ^{1,13} 75848K2^{1,13}	78505-16 ¹ 78506-16¹	95110 ¹¹ 95510¹¹	8200-16 ¹² 8700-16¹²	15350-16
N/A	N/A	72405-16 72445-16	75824-16 ¹ 75848-16¹	76733-16 76739-16	77112-16 ¹³ 77111-16¹³	75824K1 ^{1,13} 75848K2^{1,13}	78505-16 ¹ 78506-16¹	95110 ¹¹ 95510¹¹	8200-16 ¹² 8700-16¹²	15350-16
N/A	N/A	72405-16 72445-16	75824-16 ¹ 75848-16¹	76733-16 76739-16	77112-16 ¹³ 77111-16¹³	75824K1 ^{1,13} 75848K2^{1,13}	78505-16 ¹ 78506-16¹	95110 ¹¹ 95510¹¹	8200-16 ¹² 8700-16¹²	15350-16
N/A	N/A	72405-16 72445-16	75824-16 ¹ 75848-16¹	76733-16 76739-16	77112-16 ¹³ 77111-16¹³	75824K1 ^{1,13} 75848K2^{1,13}	78505-16 ¹ 78506-16¹	95110 ¹¹ 95510¹¹	8200-16 ¹² 8700-16¹²	15350-16
N/A	N/A	72405-16 72445-16	75824-16 ¹ 75848-16¹	76733-16 76739-16	77112-16 ¹³ 77111-16¹³	75824K1 ^{1,13} 75848K2^{1,13}	78505-16 ¹ 78506-16¹	95110 ¹¹ 95510¹¹	8200-16 ¹² 8700-16¹²	15350-16

Drag Race Cams Chart Continued On Following Page →

NOTE: Part numbers in BLUE represent product upgrade

Master Footnote Listing is located on page 2 of this catalog

CHEVROLET BIG BLOCK V8 396-454 1965-1996

SOLID ROLLER

Drag Race: The Lunati Drag Race Cams are available for a wide range of racing applications from Sportsman to Pro. These camshafts produce unmatched torque for launching the vehicle off the starting line and maximum horsepower for a strong finish. Custom grinds are also available.

Cam Part #	Pre-2011 Cam #	RPM Range	Valve Lift W/ 1.7 RR IN/EX	Duration @ .050" IN/EX	Advertised Duration IN/EX	LSA/ICL	Valve Lash IN/EX	Description
40110922 ⁸	50222	4200 - 7800	.722"/.722"	276/284	312/320	110/108	.028"/.030"	Excellent cam for Super Gas or Super Comp racing applications with good mid range torque and HP. Needs 4500-4800 RPM stall converter, headers, 12:1 compression ratio and 4.10+ gearing. Rough idle.
40110925 ⁸	50225	4400 - 8000	.722"/.722"	280/284	316/320	110/108	.028"/.030"	Good cam for Super Gas or Super Comp racing with big c.i. motors and light chassis. Needs 4500-5000 RPM stall converter, headers, 12:1+ compression ratio and 4.56+ gearing. Rough idle.
40110907 ⁸	50207	4400 - 8200	.680"/.695"	279/289	330/340	110/108	.026"/.028"	Excellent cam for blown alcohol applications. Needs 4500-5000 RPM stall converter, headers, 12:1+ compression ratio and 4.56+ gearing. Rough idle.
40110953 ⁸	50253	4500 - 8000	.720"/.710"	282/288	319/327	110/108	.024"/.026"	Good cam for mud runners or pulling trucks with 427-496 c.i. motors. Needs 5000 RPM stall converter, headers, 12.5:1 compression ratio and 4.56+ gearing. Rough idle.
40110959 ⁸	50259	4500 - 8000	.804"/.755"	282/295	322/338	110/108	.026"/.028"	Good cam for Super Stock racing with 396-454 c.i. motors and 1.8/1.7 rocker arm ratios. Needs 5000 RPM stall converter, headers, 12.5:1+ compression ratio and 4.88 gearing. Rough idle.
40110956 ⁸	50256	4500 - 8000	.804"/.755"	285/295	326/338	114/112	.026"/.028"	Good cam for Pro Mod classes with blown motors. Needs 5000 RPM stall converter, headers, 12.5:1+ compression ratio and 4.88+ gearing. Rough idle.
40110910 ⁸	50210	4500 - 8200	.761"/.744"	283/289	320/334	110/108	.028"/.030"	Excellent cam for Super Stock racing GT/AA, SS/DA and SS/EA with 427 c.i. motors. Needs 5000 RPM stall converter, headers, 12.5:1+ compression ratio and 4.88+ gearing. Rough idle.
40110924 ⁸	502B4	4600 - 7800	.725"/.725"	282/292	313/324	110/104	.026"/.028"	Good cam for bracket racing or road racing applications with 454-540 c.i. motors in 3300lb or lighter cars. Needs 4500-5000 RPM stall converter or 4-speed transmission, headers, 11.5:1+ compression ratio and 4.56+ gearing. Rough idle.
40110937 ⁸	50237	4600 - 8000	.782"/.712"	284/292	320/340	110/108	.030"/.032"	Excellent cam for Top Sportsman racing with large c.i. motors. Needs 5000-5200 RPM stall converter, headers, 12.5:1+ compression ratio and 4.88+ gearing. Rough idle.

CAMSHAFTS

LIFTERS

VALVE SPRINGS

ROCKER ARMS

PUSHRODS

TIMING SETS

MISCELLANEOUS



CHEVROLET BIG BLOCK V8 396-454 1965-1996

SOLID ROLLER

CAMSHAFTS

LIFTERS

VALVE SPRINGS

ROCKER ARMS

PUSHRODS

TIMING SETS

MISCELLANEOUS

Cam and Lifter Kit Complete Kit Lifters Springs Retainers Locks Valve Spring Kit Valve Seals Timing Set Pushrods Rocker Arms

N/A	N/A	72405-16 72445-16	75824-16 ¹ 75848-16¹	76733-16 76739-16	77112-16 ¹³ 77111-16¹³	75824K1 75848K2	78505-16 78506-16	95110 ¹¹ 95510¹¹	8200-16 ¹² 8700-16¹²	15350-16
N/A	N/A	72405-16 72445-16	75824-16 ¹ 75848-16¹	76733-16 76739-16	77112-16 ¹³ 77111-16¹³	75824K1 75848K2	78505-16 78506-16	95110 ¹¹ 95510¹¹	8200-16 ¹² 8700-16¹²	15350-16
N/A	N/A	72405-16 72445-16	75824-16 ¹ 75848-16¹	76733-16 76739-16	77112-16 ¹³ 77111-16¹³	75824K1 75848K2	78505-16 78506-16	95110 ¹¹ 95510¹¹	8200-16 ¹² 8700-16¹²	15350-16
N/A	N/A	72405-16 72445-16	75824-16 ¹ 75848-16¹	76733-16 76739-16	77112-16 ¹³ 77111-16¹³	75824K1 75848K2	78505-16 78506-16	95110 ¹¹ 95510¹¹	8200-16 ¹² 8700-16¹²	15350-16
N/A	N/A	72405-16 72445-16	75824-16 ¹ 75848-16¹	76733-16 76739-16	77112-16 ¹³ 77111-16¹³	75824K1 75848K2	78505-16 78506-16	95110 ¹¹ 95510¹¹	8200-16 ¹² 8700-16¹²	15350-16
N/A	N/A	72405-16 72445-16	75824-16 ¹ 75848-16¹	76733-16 76739-16	77112-16 ¹³ 77111-16¹³	75824K1 75848K2	78505-16 78506-16	95110 ¹¹ 95510¹¹	8200-16 ¹² 8700-16¹²	15350-16
N/A	N/A	72405-16 72445-16	75824-16 ¹ 75848-16¹	76733-16 76739-16	77112-16 ¹³ 77111-16¹³	75824K1 75848K2	78505-16 78506-16	95110 ¹¹ 95510¹¹	8200-16 ¹² 8700-16¹²	15350-16
N/A	N/A	72405-16 72445-16	75824-16 ¹ 75848-16¹	76733-16 76739-16	77112-16 ¹³ 77111-16¹³	75824K1 75848K2	78505-16 78506-16	95110 ¹¹ 95510¹¹	8200-16 ¹² 8700-16¹²	15350-16

Drag Race Cams Chart Continued On Following Page →

NOTE: Part numbers in **BLUE** represent product upgrade

Master Footnote Listing is located on page 2 of this catalog

CHEVROLET BIG BLOCK V8 396-454 1965-1996

SOLID ROLLER

Drag Race: The Lunati Drag Race Cams are available for a wide range of racing applications from Sportsman to Pro. These camshafts produce unmatched torque for launching the vehicle off the starting line and maximum horsepower for a strong finish. Custom grinds are also available.

Cam Part #	Pre-2011 Cam #	RPM Range	Valve Lift W/ 1.7 RR IN/EX	Duration @ .050" IN/EX	Advertised Duration IN/EX	LSA/ICL	Valve Lash IN/EX	Description
40110921 ^B	50221	4600 - 8600	.782"/.748"	288/294	332/336	110/108	.028"/.030"	Good cam for match racers with big c.i. motors in lightweight cars. Needs 5000+ RPM stall converter, headers, 12.5:1+ compression ratio and 4.88+ gearing. Rough idle.
40110923 ^B	502B3	4800 - 7500	.710"/.690"	276/284	310/318	108/102	.030"/.030"	Good cam for bracket racing with 396-454 c.i. motors running in low 10 second range. Very reliable valvetrain life. Needs 5000 RPM stall converter, headers, 11:1+ compression ratio and 4.56 gearing. Rough idle.
40110915 ^B	502B5	4800 - 7500	.710"/.690"	280/288	314/322	110/104	.030"/.030"	Excellent cam for Super Gas or Super Comp racing applications with 454-540 c.i. motors in 3000lb or lighter cars. Very reliable valvetrain life. Needs 5000 RPM stall converter, headers, 11.5:1+ compression ratio and 4.88+ gearing. Rough idle.
40110906 ^B	502B6	4800 - 8000	.774"/.774"	284/292	318/325	112/106	.024"/.024"	Excellent cam for bracket racing with 454-540 c.i. motors. Very easy on valvetrain parts. Needs 5000-5500 RPM stall converter, headers, 12:1+ compression ratio and 4.88+ gearing. Rough idle.
40110936 ^B	50236	4800 - 8600	.758"/.739"	287/295	328/335	112/110	.032"/.030"	Good cam for Pro Stock racing with 500 c.i. motors and Pontiac heads. Needs 5500 RPM stall converter or Lenco style transmission, headers, 13:1+ compression ratio and 5.13+ gearing. Works well with nitrous. Rough idle.
40110955 ^B	50255	4800 - 8800	.836"/.816"	290/316	330/358	116/114	.028"/.030"	Good cam for Pro Mod blower type motors. Needs Lenco style transmission, headers, 13:1+ compression ratio and 4.88+ gearing. Rough idle.
40110957 ^B	50257	4800 - 9000	.823"/.813"	288/298	324/335	116/114	.026"/.028"	Good cam for 600 c.i. motors with 2 Dominator style carburetors and Lenco style transmission. Works well with nitrous. Rough idle.
40110954 ^B	50254	5000 - 8000	.817"/.778"	286/304	322/344	112/110	.028"/.030"	Good cam for bracket racing with 496-572 c.i. motors. Needs 5500 RPM stall converter, headers, 12.5:1+ compression ratio and 4.88+ gearing. Rough idle.
40110909 ^B	502B9	5000 - 9000	.810"/.778"	290/304	326/340	114/110	.024"/.026"	Good cam for Pro Stock, pulling trucks and drag boat applications with 500-632 c.i. motors. Very reliable on valvetrain parts. Needs 5500 RPM stall converter or clutchless 4/5-speed transmission, headers, 13:1+ compression ratio and 4.88+ gearing. Rough idle.

CAMSHAFTS

LIFTERS

VALVE SPRINGS

ROCKER ARMS

PUSHRODS

TIMING SETS

MISCELLANEOUS



CHEVROLET BIG BLOCK V8 396-454 1965-1996

SOLID ROLLER

CAMSHAFTS

LIFTERS

VALVE SPRINGS

ROCKER ARMS

PUSHRODS

TIMING SETS

MISCELLANEOUS

Cam and Lifter Kit Complete Kit Lifters Springs Retainers Locks Valve Spring Kit Valve Seals Timing Set Pushrods Rocker Arms

N/A	N/A	72405-16 72445-16	75824-16 ¹ 75848-16¹	76733-16 76739-16	77112-16 ¹³ 77111-16¹³	75824K1 ^{1,13} 75848K2^{1,13}	78505-16 ¹ 78506-16¹	95110 ¹¹ 95510¹¹	8200-16 ¹² 8700-16¹²	15350-16
N/A	N/A	72405-16 72445-16	75824-16 ¹ 75848-16¹	76733-16 76739-16	77112-16 ¹³ 77111-16¹³	75824K1 ^{1,13} 75848K2^{1,13}	78505-16 ¹ 78506-16¹	95110 ¹¹ 95510¹¹	8200-16 ¹² 8700-16¹²	15350-16
N/A	N/A	72405-16 72445-16	75824-16 ¹ 75848-16¹	76733-16 76739-16	77112-16 ¹³ 77111-16¹³	75824K1 ^{1,13} 75848K2^{1,13}	78505-16 ¹ 78506-16¹	95110 ¹¹ 95510¹¹	8200-16 ¹² 8700-16¹²	15350-16
N/A	N/A	72405-16 72445-16	75824-16 ¹ 75848-16¹	76733-16 76739-16	77112-16 ¹³ 77111-16¹³	75824K1 ^{1,13} 75848K2^{1,13}	78505-16 ¹ 78506-16¹	95110 ¹¹ 95510¹¹	8200-16 ¹² 8700-16¹²	15350-16
N/A	N/A	72405-16 72445-16	75824-16 ¹ 75848-16¹	76733-16 76739-16	77112-16 ¹³ 77111-16¹³	75824K1 ^{1,13} 75848K2^{1,13}	78505-16 ¹ 78506-16¹	95110 ¹¹ 95510¹¹	8200-16 ¹² 8700-16¹²	15350-16
N/A	N/A	72405-16 72445-16	75824-16 ¹ 75848-16¹	76733-16 76739-16	77112-16 ¹³ 77111-16¹³	75824K1 ^{1,13} 75848K2^{1,13}	78505-16 ¹ 78506-16¹	95110 ¹¹ 95510¹¹	8200-16 ¹² 8700-16¹²	15350-16
N/A	N/A	72405-16 72445-16	75824-16 ¹ 75848-16¹	76733-16 76739-16	77112-16 ¹³ 77111-16¹³	75824K1 ^{1,13} 75848K2^{1,13}	78505-16 ¹ 78506-16¹	95110 ¹¹ 95510¹¹	8200-16 ¹² 8700-16¹²	15350-16
N/A	N/A	72405-16 72445-16	75824-16 ¹ 75848-16¹	76733-16 76739-16	77112-16 ¹³ 77111-16¹³	75824K1 ^{1,13} 75848K2^{1,13}	78505-16 ¹ 78506-16¹	95110 ¹¹ 95510¹¹	8200-16 ¹² 8700-16¹²	15350-16

Drag Race Cams Chart Continued On Following Page →

NOTE: Part numbers in BLUE represent product upgrade

Master Footnote Listing is located on page 2 of this catalog

CHEVROLET BIG BLOCK V8 396-454 1965-1996

SOLID ROLLER

Drag Race: The Lunati Drag Race Cams are available for a wide range of racing applications from Sportsman to Pro. These camshafts produce unmatched torque for launching the vehicle off the starting line and maximum horsepower for a strong finish. Custom grinds are also available.

Cam Part #	Pre-2011 Cam #	RPM Range	Valve Lift W/ 1.7 RR IN/EX	Duration @ .050" IN/EX	Advertised Duration IN/EX	LSA/ICL	Valve Lash IN/EX	Description
40110929 ⁸	50229	5000 - 9000	.816"/.785"	288/310	324/348	114/114	.032"/.030"	Good cam for 496-572 c.i. motors with Dominator style carburetors. Needs 5500+ RPM stall converter, headers, 12.5:1+ compression ratio and 5.13 gearing. Works well with nitrous or in a blown application. Rough idle.
40110928 ⁸	502B8	5000 - 9200	.776"/.750"	290/300	321/335	114/110	.024"/.026"	Good cam for Super Comp racing with lighter weight cars. Needs 5500 RPM stall converter or clutchless 4/5-speed transmission, headers, 12.5:1+ compression ratio and 5.13 gearing. Works well with 400+ HP nitrous systems. Rough idle.
40110927 ⁸	502B7	5000 - 9300	.776"/.725"	290/296	321/328	112/106	.024"/.026"	Excellent cam for Super Comp racing with 454-573 c.i. motors. Needs 5500 RPM stall converter or clutchless 4/5-speed transmission, headers, 12.5:1+ compression ratio and 4.88+ gearing. Rough idle.
40110958 ⁸	50258	5200 - 8800	.836"/.808"	290/320	330/364	118/116	.026"/.028"	Good cam for 700-800 c.i. motors. Needs 5500-5800 RPM stall converter or Lenco style transmission, headers, 13:1+ compression ratio and 5.13+ gearing. Rough idle.

Drag Race NEW TLR2 (Tight Lash Roller): The Lunati Drag Race Cams are available for a wide range of racing applications from Sportsman to Pro. These camshafts produce unmatched torque for launching the vehicle off the starting line and maximum horsepower for a strong finish. Custom grinds are also available.

40110960 ⁸	NEW	2800 - 7000	.739"/.746"	250/262	278/290	112/106	.016"/.018"	Awesome bracket cam, very consistent, 11:1+ compression ratio, small to medium c.i. engines, 3.70+ gears, 3200+ RPM stall converter.
40110961 ⁸	NEW	3500 - 7500	.744"/.748"	258/266	286/294	108/104	.016"/.018"	Very strong mid range. 4000+ stall foot brake car, medium to heavy weight, 4.56+ gears, big tire, 12:1+ compression ratio.
40110962 ⁸	NEW	3800 - 7800	.748"/.753"	264/274	292/302	110/106	.016"/.018"	Versatile, strong 1/4 mile bracket car cam, very consistent. Needs 12:1+ compression ratio, good heads and intake.
40110963 ⁸	NEW	4000 - 8000	.751"/.754"	270/278	298/306	110/106	.016"/.018"	Bracket racer, mega street, good compression and heads, light to medium cars, 4000+ RPM stall converter.
40110964 ⁸	NEW	4000 - 8000	.753"/.756"	274/282	302/310	110/108	.016"/.018"	12.5:1+ Compression ratio, 4.88 gears, 4500+ RPM stall converter, good heads & intake, mid & top end power



CHEVROLET BIG BLOCK V8 396-454 1965-1996

SOLID ROLLER

CAMSHAFTS

LIFTERS

VALVE SPRINGS

ROCKER ARMS

PUSHRODS

TIMING SETS

MISCELLANEOUS

Cam and Lifter Kit	Complete Kit	Lifters	Springs	Retainers	Locks	Valve Spring Kit	Valve Seals	Timing Set	Pushrods	Rocker Arms
N/A	N/A	72405-16 72445-16	75824-16 ¹ 75848-16¹	76733-16 76739-16	77112-16 ¹³ 77111-16¹³	75824K1 ^{1,13} 75848K2^{1,13}	78505-16 ¹ 78506-16¹	95110 ¹¹ 95510¹¹	8200-16 ¹² 8700-16¹²	15350-16
N/A	N/A	72405-16 72445-16	75824-16 ¹ 75848-16¹	76733-16 76739-16	77112-16 ¹³ 77111-16¹³	75824K1 ^{1,13} 75848K2^{1,13}	78505-16 ¹ 78506-16¹	95110 ¹¹ 95510¹¹	8200-16 ¹² 8700-16¹²	15350-16
N/A	N/A	72405-16 72445-16	75824-16 ¹ 75848-16¹	76733-16 76739-16	77112-16 ¹³ 77111-16¹³	75824K1 ^{1,13} 75848K2^{1,13}	78505-16 ¹ 78506-16¹	95110 ¹¹ 95510¹¹	8200-16 ¹² 8700-16¹²	15350-16
N/A	N/A	72405-16 72445-16	75824-16 ¹ 75848-16¹	76733-16 76739-16	77112-16 ¹³ 77111-16¹³	75824K1 ^{1,13} 75848K2^{1,13}	78505-16 ¹ 78506-16¹	95110 ¹¹ 95510¹¹	8200-16 ¹² 8700-16¹²	15350-16
N/A	N/A	72405-16 72445-16	75824-16 ¹ 75848-16¹	76733-16 76739-16	77112-16 ¹³ 77111-16¹³	75824K1 ^{1,13} 75848K2^{1,13}	78505-16 ¹ 78506-16¹	95110 ¹¹ 95510¹¹	8200-16 ¹² 8700-16¹²	15350-16
N/A	N/A	72405-16 72445-16	75824-16 ¹ 75848-16¹	76733-16 76739-16	77112-16 ¹³ 77111-16¹³	75824K1 ^{1,13} 75848K2^{1,13}	78505-16 ¹ 78506-16¹	95110 ¹¹ 95510¹¹	8200-16 ¹² 8700-16¹²	15350-16
N/A	N/A	72405-16 72445-16	75824-16 ¹ 75848-16¹	76733-16 76739-16	77112-16 ¹³ 77111-16¹³	75824K1 ^{1,13} 75848K2^{1,13}	78505-16 ¹ 78506-16¹	95110 ¹¹ 95510¹¹	8200-16 ¹² 8700-16¹²	15350-16
N/A	N/A	72405-16 72445-16	75824-16 ¹ 75848-16¹	76733-16 76739-16	77112-16 ¹³ 77111-16¹³	75824K1 ^{1,13} 75848K2^{1,13}	78505-16 ¹ 78506-16¹	95110 ¹¹ 95510¹¹	8200-16 ¹² 8700-16¹²	15350-16

NOTE: Part numbers in **BLUE** represent product upgrade

Master Footnote Listing is located on page 2 of this catalog

CHEVROLET GEN VI 454, 502 1996-2000

HYDRAULIC ROLLER

Street Master: Street Master Cams are specifically designed for Hot Pro Street cars and some bracket applications. These camshafts are computer designed to take advantage of maximum area under the curve without destroying valvetrain components.

Cam Part #	Pre-2011 Cam #	RPM Range	Valve Lift W/ 1.7 RR IN/EX	Duration @ .050" IN/EX	Advertised Duration IN/EX	LSA/ICL	Valve Lash IN/EX	Description
20010346 ²	54846 ²	1000 - 4500	.468"/.485"	206/213	264/270	112/108	Hyd/Hyd	Good for daily driving, gas mileage and mild street performance. Improves low end torque and HP over stock cam. Smooth idle.
20010347 ²	54847 ²	1500 - 5000	.534"/.544"	218/226	284/292	112/108	Hyd/Hyd	Excellent low end and mid range torque and HP. Good idle.
20010348 ²	54848 ²	1800 - 5200	.535"/.545"	220/230	287/298	110/108	Hyd/Hyd	Good for high performance street and street rod use. Good mid range torque and HP. Fair idle.
20010349 ²	54849 ²	2000 - 6000	.578"/.595"	232/242	290/300	112/110	Hyd/Hyd	Excellent mid range torque and HP. Needs 2000 RPM stall converter, headers, 9.5:1 compression ratio and 3.73 gearing. Fair idle.

Street/Strip: These cams produce excellent power in mild to higher performance street and strip applications when moderate engine modifications have been made with proper gearing.

20010550 ²	54850 ²	2500 - 6500	.595"/.612"	242/252	300/310	110/108	Hyd/Hyd	Good cam for high performance street and mild strip applications with strong mid range and upper RPM torque and HP. Needs 3000 RPM stall converter, headers, 9.5:1+ compression ratio and 3.73 gearing+. Rough idle.
20010575 ²	54875 ²	2800 - 6200	.612"/.612"	240/245	299/304	112/110	Hyd/Hyd	Good cam for high performance street and mild strip applications. Needs 2800-3200 RPM stall converter, headers, 9.5:1+ compression ratio and 3.73+ gearing. Rough idle.
20010574 ²	54874 ²	3500 - 6500	.612"/.612"	245/250	304/309	112/110	Hyd/Hyd	Good cam for high performance street and mild strip applications. Needs 3500 RPM stall converter, headers, 10:1 compression ratio and 4.10 gearing. Rough idle.
20010573 ²	54873 ²	3800 - 7000	.629"/.629"	250/255	309/314	112/110	Hyd/Hyd	Excellent cam for maximum high performance street/strip applications with very good mid range and upper RPM torque and HP. Needs 4000 RPM stall converter, headers, 10:1+ compression ratio and 4.10 gearing. Rough idle.
20010572 ²	54872 ²	4000 - 7200	.629"/.629"	255/260	314/319	112/110	Hyd/Hyd	Excellent cam for maximum high performance street/strip applications with very good mid range and upper RPM torque and HP. Needs 4000-4500 RPM stall converter, headers, 10.5:1+ compression ratio and 4.10+ gearing. Rough idle.



CHEVROLET GEN VI 454, 502 1996-2000

HYDRAULIC ROLLER

CAMSHAFTS

LIFTERS

VALVE SPRINGS

ROCKER ARMS

PUSHRODS

TIMING SETS

MISCELLANEOUS

Cam and Lifter Kit	Complete Kit	Lifters	Springs	Retainers	Locks	Valve Spring Kit	Valve Seals	Timing Set	Pushrods	Rocker Arms
20010346LK	20010346K	72920-16 72431-16	73815-16 74820-16	75740-16 75595-16	77112-16 ¹³	73815K8 ¹³ 74820K4¹³	78504-16 78505-16¹	95149 ¹¹ 95537¹¹	80160-16 6502-16	15350-16 ¹⁴
20010347LK	20010347K	72920-16 72431-16	73815-16 74820-16	75740-16 75595-16	77112-16 ¹³	73815K8 ¹³ 74820K4¹³	78504-16 78505-16¹	95149 ¹¹ 95537¹¹	80160-16 6502-16	15350-16 ¹⁴
20010348LK	20010348K	72920-16 72431-16	73815-16 74820-16	75740-16 75595-16	77112-16 ¹³	73815K8 ¹³ 74820K4¹³	78504-16 78505-16¹	95149 ¹¹ 95537¹¹	80160-16 6502-16	15350-16 ¹⁴
20010349LK	20010349K	72920-16 72431-16	73121-16 ¹ 74820-16	75740-16 75595-16	77112-16 ¹³	73121K1 ^{1,13} 74820K4¹³	78505-16 ¹	95149 ¹¹ 95537¹¹	80160-16 6502-16	15350-16 ¹⁴
20010550LK	20010550K	72920-16 72431-16	73121-16 ¹ 74630-16¹	75748-16	77112-16 ¹³	73121K1 ^{1,13} 74630K3^{1,13}	78505-16 ¹	95149 ¹¹ 95537¹¹	6502-16 8206-16	15350-16 ¹⁴
20010575LK	20010575K	72920-16 72431-16	73121-16 ¹ 74630-16¹	75748-16	77112-16 ¹³	73121K1 ^{1,13} 74630K3^{1,13}	78505-16 ¹	95149 ¹¹ 95537¹¹	6502-16 8206-16	15350-16 ¹⁴
20010574LK	20010574K	72920-16 72431-16	73121-16 ¹ 74630-16¹	75748-16	77112-16 ¹³	73121K1 ^{1,13} 74630K3^{1,13}	78505-16 ¹	95149 ¹¹ 95537¹¹	6502-16 8206-16	15350-16 ¹⁴
20010573LK	20010573K	72920-16 72431-16	73121-16 ¹ 74630-16¹	75748-16	77112-16 ¹³	73121K1 ^{1,13} 74630K3^{1,13}	78505-16 ¹	95149 ¹¹ 95537¹¹	6502-16 8206-16	15350-16 ¹⁴
20010572LK	20010572K	72920-16 72431-16	73121-16 ¹ 74630-16¹	75748-16	77112-16 ¹³	73121K1 ^{1,13} 74630K3^{1,13}	78505-16 ¹	95149 ¹¹ 95537¹¹	6502-16 8206-16	15350-16 ¹⁴

NOTE: Part numbers in BLUE represent product upgrade

Master Footnote Listing is located on page 2 of this catalog

CHEVROLET GEN VI 454, 502 1996-2000

HYDRAULIC ROLLER

EFI Compatible: Lunati's EFI Cams are specifically designed to extend the RPM powerband of computer controlled performance based motors. These cams for electronic fuel injected engines produce better torque, throttle response and vacuum signal. The EFI cams will work with most factory fuel injection systems. However some may require both fuel injection and computer upgrades.

Cam Part #	Pre-2011 Cam #	RPM Range	Valve Lift W/ 1.7 RR IN/EX	Duration @ .050" IN/EX	Advertised Duration IN/EX	LSA/ICL	Valve Lash IN/EX	Description
20010666 ²	54866 ²	1800 - 5500	.554"/.575"	226/236	285/295	114/112	Hyd/Hyd	Excellent cam for high performance street applications. Works well with EFI with minor modifications. Good idle.
20010667 ²	54867 ²	2000 - 5500	.554"/.575"	230/240	289/299	114/112	Hyd/Hyd	Excellent cam for high performance street applications with very strong mid range torque and HP. Needs 2000-2500 RPM stall converter, headers, 9:1+ compression ratio and 3.55 gearing. Fair idle.
20010668 ²	54868 ²	2000 - 6000	.575"/.575"	234/244	293/303	114/112	Hyd/Hyd	Good cam for high performance street applications with very strong mid range torque and HP. Needs 2500 RPM stall converter, headers, 9.5:1 compression ratio and 3.73 gearing. Fair idle.
20010669 ²	54869 ²	2800 - 6500	.629"/.612"	234/244	293/303	114/112	Hyd/Hyd	Very strong cam for high performance street applications with very good mid range and upper RPM torque and HP. Needs 3000 RPM stall converter, 9.5:1 compression ratio and 3.73 gearing. Rough idle.
20010670 ²	54870 ²	3000 - 6800	.640"/.629"	238/248	297/307	114/112	Hyd/Hyd	Excellent cam for maximum high performance street applications with very good mid range and upper RPM torque and HP. Needs 3500 RPM stall converter, headers, 9.5:1+ compression ratio and 3.73+ gearing. Rough idle.
20010671 ²	54871 ²	3600 - 6800	.640"/.629"	242/252	301/311	114/112	Hyd/Hyd	Excellent cam for maximum high performance street applications with very good mid range and upper RPM torque and HP. Needs 3500-4000 RPM stall converter, headers, 10:1+ compression ratio and 4.10 gearing. Rough idle.

Voodoo: Lunati's Voodoo series of camshafts deliver more area under the curve than any other series of camshafts. This means more throttle response, quicker acceleration, more vacuum and better efficiency. These factors, combined with maximum horsepower and torque, make Voodoo camshafts the perfect choice for a wide range of high performance applications.

20010720 ²	60620 ²	1400 - 5400	.550"/.550"	211/219	262/270	112/106	Hyd/Hyd	Very strong increase in low RPM torque and power. Works well with OEM style injection, great inboard/outboard marine cam for economy and sking.
20010721 ²	60621 ²	1800 - 5800	.575"/.575"	221/229	272/280	112/106	Hyd/Hyd	Great mid range torque and power. Likes 2000 RPM stall converter and works great in towing applications with lower gearing. Largest for inboard/outboard performance marine use.
20010722 ²	60622 ²	2200 - 6200	.600"/.600"	231/239	282/290	110/106	Hyd/Hyd	High performance street cam. Likes upgraded intake, carb and exhaust. Needs 2800 RPM stall converter in most cases. Requires 9.5:1 compression for maximum performance.
20010723 ²	60623 ²	2600 - 6600	.625"/.625"	241/249	292/300	110/106	Hyd/Hyd	Serious street/race cam. Needs 10.5:1 compression and 3200 RPM stall converter. Works with moderate nitrous and small superchargers. Very healthy idle quality.

CAMSHAFTS

LIFTERS

VALVE SPRINGS

ROCKER ARMS

PUSHRODS

TIMING SETS

MISCELLANEOUS



CHEVROLET GEN VI 454, 502 1996-2000

HYDRAULIC ROLLER

CAMSHAFTS

LIFTERS

VALVE SPRINGS

ROCKER ARMS

PUSHRODS

TIMING SETS

MISCELLANEOUS

	Cam and Lifter Kit	Complete Kit	Lifters	Springs	Retainers	Locks	Valve Spring Kit	Valve Seals	Timing Set	Pushrods	Rocker Arms
	20010666LK	20010666K	72920-16 72431-16	73121-16 ¹ 74631-16¹	75748-16	77112-16 ¹³	73121K1 ^{1,13} 74630K3^{1,13}	78505-16 ¹	95149 ¹¹ 95537¹¹	80160-16 6502-16	15350-16 ¹⁴
	20010667LK	20010667K	72920-16 72431-16	73121-16 ¹ 74631-16¹	75748-16	77112-16 ¹³	73121K1 ^{1,13} 74630K3^{1,13}	78505-16 ¹	95149 ¹¹ 95537¹¹	80160-16 6502-16	15350-16 ¹⁴
	20010668LK	20010668K	72920-16 72431-16	73121-16 ¹ 74631-16¹	75748-16	77112-16 ¹³	73121K1 ^{1,13} 74630K3^{1,13}	78505-16 ¹	95149 ¹¹ 95537¹¹	80160-16 6502-16	15350-16 ¹⁴
	20010669LK	20010669K	72920-16 72431-16	73121-16 ¹ 74631-16¹	75748-16	77112-16 ¹³	73121K1 ^{1,13} 74630K3^{1,13}	78505-16 ¹	95149 ¹¹ 95537¹¹	6502-16 8206-16	15350-16 ¹⁴
	20010670LK	20010670K	72920-16 72431-16	73121-16 ¹ 74631-16¹	75748-16	77112-16 ¹³	73121K1 ^{1,13} 74630K3^{1,13}	78505-16 ¹	95149 ¹¹ 95537¹¹	6502-16 8206-16	15350-16 ¹⁴
	20010671LK	20010671K	72920-16 72431-16	73121-16 ¹ 74631-16¹	75748-16	77112-16 ¹³	73121K1 ^{1,13} 74630K3^{1,13}	78505-16 ¹	95149 ¹¹ 95537¹¹	6502-16 8206-16	15350-16 ¹⁴
	20010720LK	20010720K	72920-16 72431-16	73121-16 ¹ 74631-16¹	75748-16	77112-16 ¹³	73121K1 ^{1,13} 74630K3^{1,13}	78505-16 ¹	95149 ¹¹ 95537¹¹	6502-16 8206-16	15350-16 ¹⁴
	20010721LK	20010721K	72920-16 72431-16	73121-16 ¹ 74631-16¹	75748-16	77112-16 ¹³	73121K1 ^{1,13} 74630K3^{1,13}	78505-16 ¹	95149 ¹¹ 95537¹¹	6502-16 8206-16	15350-16 ¹⁴
	20010722LK	20010722K	72920-16 72431-16	73121-16 ¹ 74631-16¹	75748-16	77112-16 ¹³	73121K1 ^{1,13} 74630K3^{1,13}	78505-16 ¹	95149 ¹¹ 95537¹¹	6502-16 8206-16	15350-16 ¹⁴
	20010723LK	20010723K	72920-16 72431-16	73121-16 ¹ 74631-16¹	75748-16	77112-16 ¹³	73121K1 ^{1,13} 74630K3^{1,13}	78505-16 ¹	95149 ¹¹ 95537¹¹	6502-16 8206-16	15350-16 ¹⁴

NOTE: Part numbers in BLUE represent product upgrade

Master Footnote Listing is located on page 2 of this catalog

OLDSMOBILE ALL V8 1968-1990

HYDRAULIC FLAT TAPPET

High Efficiency: The High Efficiency Camshafts are computer designed for increased performance and improved fuel efficiency. These camshafts offer a substantial increase in low RPM performance while maintaining compatibility with most OEM computer controlled vehicles.

Cam Part #	Pre-2011 Cam #	RPM Range	Valve Lift w/ 1.6 RR IN/EX	Duration @ .050" IN/EX	Advertised Duration IN/EX	LSA/ICL	Valve Lash IN/EX	Description
10420211	318A1	Idle - 5000	.461"/.461"	207/207	262/262	112/106	Hyd/Hyd	Good cam for power and economy with good vacuum and works with all power accessories. Good idle.
10420281	06181	1200 - 4200	.448"/.472"	204/214	270/280	112	Hyd/Hyd	Good cam for daily usage or towing with good economy. Smooth idle.
10420285	06185	1200 - 4800	.470"/.470"	210/210	260/260	110	Hyd/Hyd	Excellent cam for towing and highway performance applications. Smooth idle.
10420286	06186	1500 - 5200	.490"/.490"	218/218	268/268	110	Hyd/Hyd	Good cam for street machine or pleasure ski boat. Good idle.

Street Master: Street Master Cams are specifically designed for Hot Pro Street cars and some bracket applications. These camshafts are computer designed to take advantage of maximum area under the curve without destroying valvetrain components.

10420312	318A2	Idle - 5500	.485"/.485"	217/221	272/276	110/104	Hyd/Hyd	Good cam for moderate street applications with good vacuum and broad torque curve. Works with all power accessories. Good idle.
10420313	318A3	1000 - 6400	.485"/.485"	221/230	276/286	112/106	Hyd/Hyd	Largest cam recommended for daily driver, has good low end and mid range torque and HP. Works with power accessories. Fair idle.
10420381 ²	07181 ²	1600 - 5500	.508"/.508"	225/225	275/275	108	Hyd/Hyd	Good cam for street performance. Works with stock converter, headers and needs lower gearing with 350 c.i. motors. Good idle.
10420382 ²	07182 ²	2000 - 6000	.540"/.540"	235/235	285/285	108	Hyd/Hyd	Good cam for high performance street or Pro Street applications. Needs 2000-2500 RPM stall converter, headers, 9.5:1 compression ratio and 3.73 gearing. Rough idle.
10420383 ²	07183 ²	2500 - 6500	.569"/.569"	245/245	295/295	108	Hyd/Hyd	Excellent cam for Pro Street or lake racing jet boat. Needs 3000 RPM stall converter, headers, 10:1 compression ratio and 3.73+ gearing. Rough idle.

Bracket Master: The Bracket Master Camshafts are the best choice for some high performance street machines and mild performance bracket racing applications. They provide excellent power over a broad power band and give that lopey idle that is so popular.

10420480	00080	1800 - 4600	.472"/.496"	214/224	280/290	112	Hyd/Hyd	Good cam for daily performance or highway towing. Good idle.
10420484	00084	1500 - 4800	.451"/.451"	220/220	283/283	110	Hyd/Hyd	Good cam for street performance and will work with stock valvetrain. Fair idle.
10420483 ²	00083 ²	2500 - 5500	.496"/.520"	224/234	290/300	112	Hyd/Hyd	Good cam for high performance street or mild bracket racing applications, has good mid range torque and HP. Fair idle.

CAMSHAFTS

LIFTERS

VALVE SPRINGS

ROCKER ARMS

PUSHRODS

TIMING SETS

MISCELLANEOUS



OLDSMOBILE ALL V8 1968-1990

HYDRAULIC FLAT TAPPET

CAMSHAFTS

LIFTERS

VALVE SPRINGS

ROCKER ARMS

PUSHRODS

TIMING SETS

MISCELLANEOUS

Cam and Lifter Kit	Complete Kit	Lifters	Springs	Retainers	Locks	Valve Spring Kit	Valve Seals	Timing Set	Pushrods	Rocker Arms
10420211LK	10420211K	71951PR-16 71951-16	73262-16 74895-16¹	75743-16 75595-16	77003-16 77111-16	73262K2 74895K1¹	78501-16 78503-16¹	94213 93017	80800-16 ²³ 5082-16²³	15410-16 ¹⁵
10420281LK	10420281K	71951PR-16 71951-16	73262-16 74895-16¹	75743-16 75595-16	77003-16 77111-16	73262K2 74895K1¹	78501-16 78503-16¹	94213 93017	80800-16 ²³ 5082-16²³	15410-16 ¹⁵
10420285LK	10420285K	71951PR-16 71951-16	73262-16 74895-16¹	75743-16 75595-16	77003-16 77111-16	73262K2 74895K1¹	78501-16 78503-16¹	94213 93017	80800-16 ²³ 5082-16²³	15410-16 ¹⁵
10420286LK	10420286K	71951PR-16 71951-16	73262-16 74895-16¹	75743-16 75595-16	77003-16 77111-16	73262K2 74895K1¹	78501-16 78503-16¹	94213 93017	80800-16 ²³ 5082-16²³	15410-16 ¹⁵
10420312LK	10420312K	71951PR-16 71951-16	73262-16 74895-16¹	75743-16 75595-16	77003-16 77111-16	73262K2 74895K1¹	78501-16 78503-16¹	94213 93017	80800-16 ²³ 5082-16²³	15410-16 ¹⁵
10420313LK	10420313K	71951PR-16 71951-16	73262-16 74895-16¹	75743-16 75595-16	77003-16 77111-16	73262K2 74895K1¹	78501-16 78503-16¹	94213 93017	80800-16 ²³ 5082-16²³	15410-16 ¹⁵
10420381LK	10420381K	71951PR-16 71951-16	73195-16 ¹ 74895-16¹	75740-16 75595-16	77111-16	73195K2 ¹ 74895K1¹	78503-16 ¹	94213 93017	5082-16 ²³ 7082-16²³	15410-16 ¹⁵
10420382LK	10420382K	71951PR-16 71951-16	73195-16 ¹ 74895-16¹	75740-16 75595-16	77111-16	73195K2 ¹ 74895K1¹	78503-16 ¹	94213 93017	5082-16 ²³ 7082-16²³	15410-16 ¹⁵
10420383LK	10420383K	71951PR-16 71951-16	73195-16 ¹ 74895-16¹	75740-16 75595-16	77111-16	73195K2 ¹ 74895K1¹	78503-16 ¹	94213 93017	5082-16 ²³ 7082-16²³	15410-16 ¹⁵
10420480LK	10420480K	71951PR-16 71951-16	73262-16 74895-16¹	75743-16 75595-16	77003-16 77111-16	73262K2 74895K1¹	78501-16 78503-16¹	94213 93017	80800-16 ²³ 5082-16	15410-16 ¹⁵
10420484LK	10420484K	71951PR-16 71951-16	73262-16 74895-16¹	75743-16 75595-16	77003-16 77111-16	73262K2 74895K1¹	78501-16 78503-16¹	94213 93017	80800-16 ²³ 5082-16²³	15410-16 ¹⁵
10420483LK	10420483K	71951PR-16 71951-16	73195-16 74895-16¹	75740-16 75595-16	77111-16	73195K2 74895K1¹	78503-16 ¹	94213 93017	80800-16 ²³ 5082-16²³	15410-16 ¹⁵

NOTE: Part numbers in **BLUE** represent product upgrade

Master Footnote Listing is located on page 2 of this catalog

OLDSMOBILE ALL V8 1968-1990

HYDRAULIC FLAT TAPPET

Street/Strip: These cams produce excellent power in mild to higher performance street and strip applications when moderate engine modifications have been made with proper gearing.

Cam Part #	Pre-2011 Cam #	RPM Range	Valve Lift W/ 1.6 RR IN/EX	Duration @ .050" IN/EX	Advertised Duration IN/EX	LSA/ICL	Valve Lash IN/EX	Description
10420501	31801	2600 - 5600	.496"/.496"	228/235	285/300	110/106	Hyd/Hyd	Good cam for high performance street or pleasure ski boat applications, has good low end and mid range torque and HP. Needs 2500-3000 RPM stall converter, headers, 9:1 compression ratio and 3.73 gearing. Good idle.
10420514 ²	318A4 ²	2800 - 6500	.517"/.541"	231/239	288/296	110/104	Hyd/Hyd	Good cam for high performance street and mild strip applications. Needs 3000 RPM stall converter, headers, 9.5:1 compression ratio and 3.70+ gearing. Lopey idle.
10420503	31803	3000 - 6200	.494"/.494"	241/241	310/310	110/106	Hyd/Hyd	Good cam for bracket racing with 350 c.i. motors. Needs 3000-3500 RPM stall converter, headers, 9.5:1+ compression ratio and 3.73+ gearing. Fair idle.
10420515 ²	318A5 ²	4200 - 7200	.541"/.565"	239/247	296/304	108/102	Hyd/Hyd	Good cam for bracket racing with lighter weight cars. Needs 4000-4500 RPM stall converter, headers, 10.5:1 compression ratio and 4.10+ gearing. Rough idle.

Voodoo: Lunati's Voodoo series of camshafts deliver more area under the curve than any other series of camshafts. This means more throttle response, quicker acceleration, more vacuum and better efficiency. These factors, combined with maximum horsepower and torque, make Voodoo camshafts the perfect choice for a wide range of high performance applications.

10420700	60800	800 - 5000	.466"/.485"	207/213	250/256	112/108	Hyd/Hyd	The best choice for all feed back OEM carb applications. Expect strong low to mid range HP and torque gains. Excellent for both RV type vehicles and pleasure boats or towing applications. Good idle.
10420701	60801	1000 - 5300	.485"/.499"	213/219	256/262	112/108	Hyd/Hyd	Best choice for 350 c.i. daily driven street performance vehicle. Good torque and HP production with heavier emphasis on the low to mid range. Will work with A/C, power brakes and stock converter. Fair idle.
10420702 ²	60802 ²	1300 - 5500	.499"/.510"	219/227	262/268	112/108	Hyd/Hyd	Torque monster for 400-455 c.i. daily driven street performance vehicle. Excellent torque and HP production with heavier emphasis on the low to mid range. Will work in ski boat applications with larger 455 c.i. engines. Choppy idle.
10420703 ²	60803 ²	1600 - 5800	.510"/.522"	227/233	268/276	110/106	Hyd/Hyd	High performance street/strip cam for 350 c.i. Excellent camshaft for 400-455 c.i. touring type vehicles with 9:1-9:5 compression ratio. Use 2200-2400 RPM stall converter with 3.23-3.42 rear gears. Very noticeable idle quality.
10420704 ²	60804 ²	2000 - 6000	.522"/.539"	233/241	276/284	110/106	Hyd/Hyd	Hot street or bracket cam for 350 c.i. engines or heavier 400-455 c.i. vehicles. Will need 9.5+ compression, 2800-3000 RPM stall converter and 3.42-3.73 gears. Likes up to 200 HP nitrous. Very rough idle quality.
10420705 ²	60805 ²	2400 - 6200	.539"/.555"	241/249	284/292	110/106	Hyd/Hyd	Serious street or bracket cam for 350-455 c.i. engines in slightly lighter vehicles. Will need 10.1+ compression, 3000-3500 stall speed converter and 3.73-4.11 gears. Likes up to 250 HP nitrous. Very radical idle quality.

CAMSHAFTS

LIFTERS

VALVE SPRINGS

ROCKER ARMS

PUSHRODS

TIMING SETS

MISCELLANEOUS



OLDSMOBILE ALL V8 1968-1990

HYDRAULIC FLAT TAPPET

CAMSHAFTS

LIFTERS

VALVE SPRINGS

ROCKER ARMS

PUSHRODS

TIMING SETS

MISCELLANEOUS

Cam and Lifter Kit	Complete Kit	Lifters	Springs	Retainers	Locks	Valve Spring Kit	Valve Seals	Timing Set	Pushrods	Rocker Arms
10420501LK	10420501K	71951-16	73195-16 ¹ 74895-16¹	75740-16 75595-16	77111-16	73195K2 ¹ 74895K1¹	78503-16 ¹	94213 93017	5082-16 ²³ 7082-16²³	15410-16 ¹⁵
10420514LK	10420514K	71951-16	73195-16 ¹ 74895-16¹	75740-16 75595-16	77111-16	73195K2 ¹ 74895K1¹	78503-16 ¹	94213 93017	5082-16 ²³ 7082-16²³	15410-16 ¹⁵
10420503LK	10420503K	71951-16	73195-16 ¹ 74895-16¹	75740-16 75595-16	77111-16	73195K2 ¹ 74895K1¹	78503-16 ¹	94213 93017	5082-16 ²³ 7082-16²³	15410-16 ¹⁵
10420515LK	10420515K	71951-16	73195-16 ¹ 74895-16¹	75740-16 75595-16	77111-16	73195K2 ¹ 74895K1¹	78503-16 ¹	94213 93017	5082-16 ²³ 7082-16²³	15410-16 ¹⁵
10420700LK	10420700K	71951PR-16 71951-16	73195-16 ¹ 74895-16¹	75743-16 75595-16	77003-16 77111-16	73262K2 74895K1¹	78501-16 78503-16¹	94213 93017	80800-16 ²³ 5082-16²³	15410-16 ¹⁵
10420701LK	10420701K	71951PR-16 71951-16	73195-16 ¹ 74895-16¹	75743-16 75595-16	77003-16 77111-16	73262K2 74895K1¹	78501-16 78503-16¹	94213 93017	80800-16 ²³ 5082-16²³	15410-16 ¹⁵
10420702LK	10420702K	71951PR-16 71951-16	73195-16 ¹ 74895-16¹	75740-16 75595-16	77111-16	73195K2 ¹ 74895K1¹	78503-16 ¹	94213 93017	5082-16 ²³ 7082-16²³	15410-16 ¹⁵
10420703LK	10420703K	71951PR-16 71951-16	73195-16 ¹ 74895-16¹	75740-16 75595-16	77111-16	73195K2 ¹ 74895K1¹	78503-16 ¹	94213 93017	5082-16 ²³ 7082-16²³	15410-16 ¹⁵
10420704LK	10420704K	71951-16	73195-16 ¹ 74895-16¹	75740-16 75595-16	77111-16	73195K2 ¹ 74895K1¹	78503-16 ¹	94213 93017	5082-16 ²³ 7082-16²³	15410-16 ¹⁵
10420705LK	10420705K	71951-16	73195-16 ¹ 74895-16¹	75740-16 75595-16	77111-16	73195K2 ¹ 74895K1¹	78503-16 ¹	94213 93017	5082-16 ²³ 7082-16²³	15410-16 ¹⁵

NOTE: Part numbers in **BLUE** represent product upgrade

Master Footnote Listing is located on page 2 of this catalog

OLDSMOBILE ALL V8 1968-1990

HYDRAULIC FLAT TAPPET

Drag Race: The Lunati Drag Race Cams are available for a wide range of racing applications from Sportsman to Pro. These camshafts produce unmatched torque for launching the vehicle off the starting line and maximum horsepower for a strong finish. Custom grinds are also available.

Cam Part #	Pre-2011 Cam #	RPM Range	Valve Lift W/ 1.6 RR IN/EX	Duration @ .050" IN/EX	Advertised Duration IN/EX	LSA/ICL	Valve Lash IN/EX	Description
10420905 ²	31805 ²	3200 - 6500	.520"/.520"	242/252	310/320	110/106	Hyd/Hyd	Good cam for bracket racing with 455 c.i. motors. Needs 3500-4000 RPM stall converter, headers, 10:1 compression ratio and 3.90+ gearing. Rough idle.
10420906 ²	31806 ²	3000 - 6500	.540"/.540"	244/244	308/308	110/106	Hyd/Hyd	Good cam for weekend car, bracket or ski boat with jet drive. Needs 3500 RPM stall converter, headers, 10:1+ compression ratio and 3.90+ gearing. Rough idle.
10420915 ²	31815 ²	3400 - 6800	.541"/.564"	245/255	315/325	108/104	Hyd/Hyd	Good cam for Super Pro or Super Gas racing with 455 c.i. motors. Needs 3500-4000 RPM stall converter, headers, 10.5:1+ compression ratio and 4.10+ gearing. Rough idle.
Factory Performance: These camshafts are Lunati's versions of OEM performance camshafts. They are designed for the individual who wants an exact factory replacement for their car when doing a restoration.								
10421000	11800	2800 - 6000	.480"/.480"	232/232	310/310	113	Hyd/Hyd	Lunati's version of the high performance W-31 camshaft.
10421001	11801	3000 - 6500	.475"/.475"	244/244	320/320	110	Hyd/Hyd	Lunati's version of the high performance W-30 camshaft.

HYDRAULIC ROLLER

Street/Strip: These cams produce excellent power in mild to higher performance street and strip applications when moderate engine modifications have been made with proper gearing.

Cam Part #	Pre-2011 Cam #	RPM Range	Valve Lift W/ 1.6 RR IN/EX	Duration @ .050" IN/EX	Advertised Duration IN/EX	LSA/ICL	Valve Lash IN/EX	Description
20420503 ¹⁸	51803 ¹⁸	1500 - 5200	.443"/.477"	209/213	270/279	112/108	Hyd/Hyd	Good cam for improved low end and mid range torque and HP over stock cam. Good idle.
20420504 ¹⁸	51804 ¹⁸	1500 - 5500	.477"/.502"	213/218	279/287	112/108	Hyd/Hyd	Good cam for improved mid range torque and HP over stock cam. Good idle.
20420509 ^{2,18}	51809 ^{2,18}	1700 - 5700	.502"/.512"	218/226	287/298	113/110	Hyd/Hyd	Excellent replacement cam for 307 c.i. motors with increased torque and HP. Choppy idle.
20420510 ^{2,18}	51810 ^{2,18}	2000 - 6200	.544"/.560"	232/242	290/300	110/106	Hyd/Hyd	Excellent cam for street rods or Pro Street cars with excellent mid range and top end torque and HP. Lopey idle.

CAMSHAFTS

LIFTERS

VALVE SPRINGS

ROCKER ARMS

PUSHRODS

TIMING SETS

MISCELLANEOUS



OLDSMOBILE ALL V8 1968-1990

HYDRAULIC FLAT TAPPET

CAMSHAFTS

LIFTERS

VALVE SPRINGS

ROCKER ARMS

PUSHRODS

TIMING SETS

MISCELLANEOUS

Cam and Lifter Kit	Complete Kit	Lifters	Springs	Retainers	Locks	Valve Spring Kit	Valve Seals	Timing Set	Pushrods	Rocker Arms
N/A	N/A	71951-16	73195-16 ¹ 74895-16¹	75740-16 75595-16	77111-16	73195K2 ¹ 74895K1¹	78503-16 ¹	94213 93017	5082-16 ²³ 7082-16²³	15410-16 ¹⁵
N/A	N/A	71951-16	73195-16 ¹ 74895-16¹	75740-16 75595-16	77111-16	73195K2 ¹ 74895K1¹	78503-16 ¹	94213 93017	5082-16 ²³ 7082-16²³	15410-16 ¹⁵
N/A	N/A	71951-16	73195-16 ¹ 74895-16¹	75740-16 75595-16	77111-16	73195K2 ¹ 74895K1¹	78503-16 ¹	94213 93017	5082-16 ²³ 7082-16²³	15410-16 ¹⁵
10421000LK	10421000K	71951PR-16 71951-16	73262-16 74895-16¹	75743-16 75595-16	77003-16 77111-16	73262K2 74895K1¹	78501-16 78503-16¹	94213 93017	80800-16 ²³ 5082-16²³	15410-16 ¹⁵
10421001LK	10421001K	71951PR-16 71951-16	73262-16 74895-16¹	75743-16 75595-16	77003-16 77111-16	73262K2 74895K1¹	78501-16 78503-16¹	94213 93017	80800-16 ²³ 5082-16²³	15410-16 ¹⁵

HYDRAULIC ROLLER

Cam and Lifter Kit	Complete Kit	Lifters	Springs	Retainers	Locks	Valve Spring Kit	Valve Seals	Timing Set	Pushrods	Rocker Arms
N/A	N/A	N/A	73195-16 ¹ 74895-16¹	75740-16 75595-16	77111-16	73195K2 ¹ 74895K1¹	78503-16 ¹	94213 93017	5054-16 ²³ 7054-16²³	15410-16
N/A	N/A	N/A	73195-16 ¹ 74895-16¹	75740-16 75595-16	77111-16	73195K2 ¹ 74895K1¹	78503-16 ¹	94213 93017	5054-16 ²³ 7054-16²³	15410-16
N/A	N/A	N/A	73195-16 ¹ 74895-16¹	75740-16 75595-16	77111-16	73195K2 ¹ 74895K1¹	78503-16 ¹	94213 93017	5054-16 ²³ 7054-16²³	15410-16
N/A	N/A	N/A	73195-16 ¹ 74895-16¹	75740-16 75595-16	77111-16	73195K2 ¹ 74895K1¹	78503-16 ¹	94213 93017	5054-16 ²³ 7054-16²³	15410-16

NOTE: Part numbers in **BLUE** represent product upgrade

Master Footnote Listing is located on page 2 of this catalog

OLDSMOBILE ALL V8 1968-1990

HYDRAULIC ROLLER

Voodoo Retro-Fit: Lunati's Voodoo series of camshafts deliver more area under the curve than any other series of camshafts. This means more throttle response, quicker acceleration, more vacuum and better efficiency. These factors, combined with maximum horsepower and torque, make Voodoo camshafts the perfect choice for a wide range of high performance applications.

Cam Part #	Pre-2011 Cam #	RPM Range	Valve Lift W/ 1.6 RR IN/EX	Duration @ .050" IN/EX	Advertised Duration IN/EX	LSA/ICL	Valve Lash IN/EX	Description
20420710 ^{2,18}	60810 ^{2,18}	1400 - 5400	.541"/.549"	211/219	262/270	112/106	Hyd/Hyd	Very strong increase in low RPM torque and power. Works well with OEM style injection, great inboard/outboard marine cam for economy and sking.
20420711 ^{2,18}	60811 ^{2,18}	1800 - 5800	.549"/.565"	221/229	272/280	112/106	Hyd/Hyd	Great mid range torque and power. Likes 2000 RPM stall converter and works great in towing applications with lower gearing. Largest for inboard/outboard performance marine use.
20420712 ^{2,18}	60812 ^{2,18}	2200 - 6200	.571"/.587"	231/239	282/290	110/106	Hyd/Hyd	High performance street cam. Likes upgraded intake, carb and exhaust. Needs 2800 RPM stall converter in most cases. Requires 9.5:1 compression for maximum performance.
20420713 ^{2,18}	60813 ^{2,18}	2600 - 6600	.600"/.600"	241/249	292/300	110/106	Hyd/Hyd	Serious street/race cam. Needs 10.5:1 compression and 3200 RPM stall converter. Works with moderate nitrous and small superchargers. Very healthy idle quality.

SOLID FLAT TAPPET

Street/Strip: These cams produce excellent power in mild to higher performance street and strip applications when moderate engine modifications have been made with proper gearing.

Cam Part #	Pre-2011 Cam #	RPM Range	Valve Lift W/ 1.6 RR IN/EX	Duration @ .050" IN/EX	Advertised Duration IN/EX	LSA/ICL	Valve Lash IN/EX	Description
30420511	418A1	2500 - 6500	.551"/.565"	243/251	276/284	110/104	.018"/.018"	Good cam for high performance street with strong mid range torque and HP. Needs 2800 RPM stall converter, headers, 9:1+ compression and 3.55+ gearing. Rough idle.
30420512	418A2	2800 - 6800	.560"/.560"	252/261	285/295	110/104	.016"/.016"	Good for high performance street and mild strip applications. Needs 3000-3500 RPM stall converter, headers, 10:1 compression and 3.90+ gearing. Rough idle.

Drag Race: The Lunati Drag Race Cams are available for a wide range of racing applications from Sportsman to Pro. These camshafts produce unmatched torque for launching the vehicle off the starting line and maximum horsepower for a strong finish. Custom grinds are also available.

30420913	418A3	3000 - 6800	.576"/.593"	255/263	288/296	108/102	.026"/.026"	Excellent for bracket racing in the 11 to 10 second range. Needs 3500 RPM stall converter, headers, 10:1 compression ratio and 4.10 gearing. Rough idle.
30420914	418A4	4000 - 7500	.593"/.593"	263/271	296/304	108/102	.026"/.026"	Excellent for bracket racing in 10 second range. Needs 4000-4500 RPM stall converter, headers, 11:1 compression and 4.56 gearing. Rough idle.
30420915	418A5	4800 - 8000	.593"/.593"	271/279	302/312	110/104	.026"/.026"	Good cam for bracket racing with 455+ c.i. motors in a lighter weight car. Needs 5000 RPM stall converter, headers, 12:1 compression ratio and 4.88+ gearing. Rough idle.



OLDSMOBILE ALL V8 1968-1990

HYDRAULIC ROLLER

CAMSHAFTS

LIFTERS

VALVE SPRINGS

ROCKER ARMS

PUSHRODS

TIMING SETS

MISCELLANEOUS

Cam and Lifter Kit	Complete Kit	Lifters	Springs	Retainers	Locks	Valve Spring Kit	Valve Seals	Timing Set	Pushrods	Rocker Arms
N/A	N/A	N/A	73195-16 ¹ 74895-16¹	75740-16 75595-16	77111-16	73195K2 ¹ 74895K1¹	78503-16 ¹	94213 93017	5054-16 ²³ 7054-16²³	15410-16
N/A	N/A	N/A	73195-16 ¹ 74895-16¹	75740-16 75595-16	77111-16	73195K2 ¹ 74895K1¹	78503-16 ¹	94213 93017	5054-16 ²³ 7054-16²³	15410-16
N/A	N/A	N/A	73195-16 ¹ 74895-16¹	75740-16 75595-16	77111-16	73195K2 ¹ 74895K1¹	78503-16 ¹	94213 93017	5054-16 ²³ 7054-16²³	15410-16
N/A	N/A	N/A	73195-16 ¹ 74895-16¹	75740-16 75595-16	77111-16	73195K2 ¹ 74895K1¹	78503-16 ¹	94213 93017	5054-16 ²³ 7054-16²³	15410-16

SOLID FLAT TAPPET

Cam and Lifter Kit	Complete Kit	Lifters	Springs	Retainers	Locks	Valve Spring Kit	Valve Seals	Timing Set	Pushrods	Rocker Arms
30420511LK	30420511K	70990-16	73195-16 ¹ 74895-16¹	75740-16 75595-16	77111-16	73195K2 ¹ 74895K1¹	78503-16 ¹	94213 93017	5082-16 ²³ 7082-16²³	15410-16 ¹⁵
30420512LK	30420512K	70990-16	73195-16 ¹ 74895-16¹	75740-16 75595-16	77111-16	73195K2 ¹ 74895K1¹	78503-16 ¹	94213 93017	5082-16 ²³ 7082-16²³	15410-16 ¹⁵
N/A	N/A	70990-16	73195-16 ¹ 74895-16¹	75740-16 75595-16	77111-16	73195K2 ¹ 74895K1¹	78503-16 ¹	94213 93017	7082-16 ²³	15410-16 ¹⁵
N/A	N/A	70990-16	73195-16 ¹ 74895-16¹	75740-16 75595-16	77111-16	73195K2 ¹ 74895K1¹	78503-16 ¹	94213 93017	7082-16 ²³	15410-16 ¹⁵
N/A	N/A	70990-16	73195-16 ¹ 74895-16¹	75740-16 75595-16	77111-16	73195K2 ¹ 74895K1¹	78503-16 ¹	94213 93017	7082-16 ²³	15410-16 ¹⁵

NOTE: Part numbers in BLUE represent product upgrade

Master Footnote Listing is located on page 2 of this catalog

OLDSMOBILE ALL V8 1968-1990

SOLID ROLLER

Street/Strip: These cams produce excellent power in mild to higher performance street and strip applications when moderate engine modifications have been made with proper gearing.

Cam Part #	Pre-2011 Cam #	RPM Range	Valve Lift W/ 1.6 RR IN/EX	Duration @ .050" IN/EX	Advertised Duration IN/EX	LSA/ICL	Valve Lash IN/EX	Description
40420511 ¹⁸	518A1 ¹⁸	2500 - 6500	.593"/.593"	242/250	278/285	112/106	.020"/.022"	Excellent cam for high performance street applications. Needs 2500-3000 RPM stall converter, headers, 9:1+ compression ratio and 3.73 gearing. Rough idle.
40420505 ¹⁸	51805 ¹⁸	3000 -6500	.563"/.563"	244/244	304/304	110/106	.032"/.034"	Excellent cam for high performance street and mild strip applications. Needs 3500 RPM stall converter, headers, 9.5:1 compression ratio and 3.90 gearing. Rough idle.
40420512 ¹⁸	518A2 ¹⁸	3500 - 7000	.593"/.593"	259/269	295/305	110/104	.020"/.022"	Good cam for high performance street and mild strip applications. Needs 3500 RPM stall converter or 4-speed transmission, headers, 10:1+ compression ratio and 4.10+ gearing. Rough idle.
40420513 ¹⁸	518A3 ¹⁸	2500 - 7000	.668"/.668"	255/263	288/296	109/102	.018"/.018"	Good cam for high performance street/strip applications. Needs 3000 RPM stall converter, headers, 10:1+ compression ratio and 4.10 gearing. Rough idle.

Drag Race: The Lunati Drag Race Cams are available for a wide range of racing applications from Sportsman to Pro. These camshafts produce unmatched torque for launching the vehicle off the starting line and maximum horsepower for a strong finish. Custom grinds are also available.

40420908 ¹⁸	51808 ¹⁸	4000 - 7200	.669"/.669"	268/276	301/309	106/102	.024"/.024"	Good cam for bracket racing with 455 c.i. motors, has excellent mid range and top end torque and horsepower. Needs 4500 RPM stall converter, headers, 11:1 compression ratio and 4.10+ gearing. Rough idle.
40420914 ¹⁸	518A4 ¹⁸	4000 - 7500	.683"/.683"	271/279	302/310	108/102	.026"/.026"	Excellent cam for bracket racing in the 10 second range. Needs 4000-4500 RPM stall converter, headers, 10:1+ compression ratio and 4.56+ gearing. Rough idle.
40420902 ¹⁸	51802 ¹⁸	4500 - 7600	.688"/.688"	281/281	318/318	104/102	.022"/.024"	Good cam for Super Stock or bracket racing with 455 c.i. motors. Needs 4500-5000 RPM stall converter, headers, 12:1 compression ratio and 4.56+ gearing. Rough idle.
40420915 ¹⁸	518A5 ¹⁸	4800 - 7800	.683"/.683"	275/283	306/314	108/102	.026"/.026"	Good cam for Super Stock or Super Gas racing with good breathing heads. Needs 5000 RPM stall converter, headers, 11:1+ compression ratio and 4.88+ gearing. Rough idle.
40420916 ¹⁸	518A6 ¹⁸	4800 - 8500	.731"/.727"	280/288	312/321	108/102	.022"/.022"	Good cam for Super Gas or bracket racing in a lighter weight car. Needs 5000-5500 RPM stall converter, headers, 12:1 compression ratio and 4.88+ gearing. Rough idle.

CAMSHAFTS

LIFTERS

VALVE SPRINGS

ROCKER ARMS

PUSHRODS

TIMING SETS

MISCELLANEOUS



OLDSMOBILE ALL V8 1968-1990

SOLID ROLLER

CAMSHAFTS

LIFTERS

VALVE SPRINGS

ROCKER ARMS

PUSHRODS

TIMING SETS

MISCELLANEOUS

Cam and Lifter Kit	Complete Kit	Lifters	Springs	Retainers	Locks	Valve Spring Kit	Valve Seals	Timing Set	Pushrods	Rocker Arms
40420511LK ¹⁸	40420511K ¹⁸	72435-16	74620-16 ¹	75748-16	77111-16	74620K1 ¹	78503-16 ¹	93017	7082-16 ²³	15410-16 ¹⁵
40420505LK ¹⁸	40420505K ¹⁸	72435-16	74620-16 ¹	75748-16	77111-16	74620K1 ¹	78503-16 ¹	93017	7082-16 ²³	15410-16 ¹⁵
40420512LK ¹⁸	40420512K ¹⁸	72435-16	74620-16 ¹	75748-16	77111-16	74620K1 ¹	78503-16 ¹	93017	7082-16 ²³	15410-16 ¹⁵
40420513LK ¹⁸	40420513K ¹⁸	72435-16	74620-16 ¹	75748-16	77111-16	74620K1 ¹	78503-16 ¹	93017	7082-16 ²³	15410-16 ¹⁵
N/A	N/A	72435-16	74743-16 ¹ 74744-16¹	76731-16	77111-16	74743K1 ¹ 74744K1¹	78503-16 ¹	93017	7082-16 ²³	15410-16 ¹⁵
N/A	N/A	72435-16	74743-16 ¹ 74744-16¹	76731-16	77111-16	74743K1 ¹ 74744K1¹	78503-16 ¹	93017	7082-16 ²³	15410-16 ¹⁵
N/A	N/A	72435-16	74743-16 ¹ 74744-16¹	76731-16	77111-16	74743K1 ¹ 74744K1¹	78503-16 ¹	93017	7082-16 ²³	15410-16 ¹⁵
N/A	N/A	72435-16	74743-16 ¹ 74744-16¹	76731-16	77111-16	74743K1 ¹ 74744K1¹	78503-16 ¹	93017	7082-16 ²³	15410-16 ¹⁵
N/A	N/A	72435-16	74743-16 ¹ 74744-16¹	76731-16	77111-16	74743K1 ¹ 74744K1¹	78503-16 ¹	93017	7082-16 ²³	15410-16 ¹⁵

NOTE: Part numbers in **BLUE** represent product upgrade

Master Footnote Listing is located on page 2 of this catalog

PONTIAC 4 CYLINDER 151 IRON DUKE 1979-1989 (2 GEAR CAM CORE)

HYDRAULIC FLAT TAPPET

Street/Strip: These cams produce excellent power in mild to higher performance street and strip applications when moderate engine modifications have been made with proper gearing.

Cam Part #	Pre-2011 Cam #	RPM Range	Valve Lift w/ 1.75 RR IN/EX	Duration @ .050" IN/EX	Advertised Duration IN/EX	LSA/ICL	Valve Lash IN/EX	Description
10520502	32802	2000 - 5000	.540"/.540"	225/225	275/275	108/104	Hyd/Hyd	Good cam for high performance street applications with slightly higher compression than stock. Good idle.
10520503	32803	2500 - 6000	.550"/.550"	235/235	285/285	108/104	Hyd/Hyd	Good cam for hot street or mild bracket racing applications with 2500 RPM stall converter and bigger carburetor. Lopey idle.

Oval Track: The Oval Track Cam series from Lunati is designed to pull hard off the corner and have a broad powerband to accelerate down the straights. The right fit for pavement or dirt, these camshafts will give you the power and control that you need. Custom grinds are also available.

10520904	32804	3000 - 7000	.507"/.538"	244/248	290/299	106/102	Hyd/Hyd	Good cam for bracket or oval track racing when rules restrict use to hydraulic cam. Needs 3000-3500 RPM stall converter, header, 10:1 compression ratio and 3.73+ gearing. Rough idle.
----------	-------	-------------	-------------	---------	---------	---------	---------	----------------------------------------------------------------------------------------------------------------------------------------------------------------------------------------

SOLID FLAT TAPPET

Oval Track: See Description Above

Cam Part #	Pre-2011 Cam #	RPM Range	Valve Lift w/ 1.75 RR IN/EX	Duration @ .050" IN/EX	Advertised Duration IN/EX	LSA/ICL	Valve Lash IN/EX	Description
30520902	42802	2800 - 6000	.504"/.516"	232/241	280/290	106/102	.032"/.032"	Good cam for high performance street or oval track applications, has good low end torque and HP. Good idle.
30520903	42803	3200 - 6800	.561"/.586"	242/249	296/306	106/102	.022"/.024"	Good cam for oval track racing in a heavy car on a short track. Lopey idle.
30520904	42804	3500 - 7200	.574"/.588"	249/258	290/300	106/102	.034"/.034"	Good cam for oval track racing on asphalt or dirt tracks. Rough idle.

SOLID ROLLER

Oval Track: See Description Above

Cam Part #	Pre-2011 Cam #	RPM Range	Valve Lift w/ 1.75 RR IN/EX	Duration @ .050" IN/EX	Advertised Duration IN/EX	LSA/ICL	Valve Lash IN/EX	Description
40520901 ¹⁸	52801 ¹⁸	4200 - 7600	.703"/.693"	254/259	287/292	106/102	.022"/.024"	Good cam for short oval track use. Rough idle.
40520902 ¹⁸	52802 ¹⁸	4400 - 7800	.731"/.703"	264/268	297/306	106/102	.024"/.026"	Good cam for drag or oval track racing. Rough idle.
40520904 ¹⁸	52804 ¹⁸	4200 - 7600	.734"/.689"	264/270	297/304	106/102	.028"/.030"	Good cam for all out drag or oval track racing application with a lighter car needing upper RPM torque and HP. Rough idle.
40520903 ¹⁸	52803 ¹⁸	4500 - 8000	.703"/.705"	268/271	304/310	110/106	.024"/.026"	Good cam for mini sprints or midget oval track racing applications. Rough idle.

CAMSHAFTS

LIFTERS

VALVE SPRINGS

ROCKER ARMS

PUSHRODS

TIMING SETS

MISCELLANEOUS



PONTIAC 4 CYLINDER 151 IRON DUKE 1979-1989 (2 GEAR CAM CORE)

HYDRAULIC FLAT TAPPET

CAMSHAFTS

LIFTERS

VALVE SPRINGS

ROCKER ARMS

PUSHRODS

TIMING SETS

MISCELLANEOUS

Cam and Lifter Kit	Complete Kit	Lifters	Springs	Retainers	Locks	Valve Spring Kit	Valve Seals	Timing Set	Pushrods	Rocker Arms
10520502LK	10520502K ²⁵	71951-8	73949-8 ¹	75740-8	77111-8	N/A	78503-8 ¹	N/A	N/A	N/A
10520503LK	10520503K ²⁵	71951-8	73949-8 ¹	75740-8	77111-8	N/A	78503-8 ¹	N/A	N/A	N/A
N/A	N/A	71951-8	73949-8 ¹	75740-8	77111-8	N/A	78503-8 ¹	N/A	N/A	N/A

SOLID FLAT TAPPET

Cam and Lifter Kit	Complete Kit	Lifters	Springs	Retainers	Locks	Valve Spring Kit	Valve Seals	Timing Set	Pushrods	Rocker Arms
N/A	N/A	70990-8	73100-8 ¹	75740-8	77111-8	N/A	78503-8 ¹	N/A	N/A	N/A
N/A	N/A	70990-8	73100-8 ¹	75740-8	77111-8	N/A	78503-8 ¹	N/A	N/A	N/A
N/A	N/A	70990-8	73100-8 ¹	75740-8	77111-8	N/A	78503-8 ¹	N/A	N/A	N/A

SOLID ROLLER

Cam and Lifter Kit	Complete Kit	Lifters	Springs	Retainers	Locks	Valve Spring Kit	Valve Seals	Timing Set	Pushrods	Rocker Arms
N/A	N/A	N/A	73743-8 ¹	76731-8	77111-8	74743K2	78503-8 ¹	N/A	N/A	N/A
N/A	N/A	N/A	73743-8 ¹	76731-8	77111-8	74743K2	78503-8 ¹	N/A	N/A	N/A
N/A	N/A	N/A	73743-8 ¹	76731-8	77111-8	74743K2	78503-8 ¹	N/A	N/A	N/A
N/A	N/A	N/A	73743-8 ¹	76731-8	77111-8	74743K2	78503-8 ¹	N/A	N/A	N/A

NOTE: Part numbers in **BLUE** represent product upgrade

Master Footnote Listing is located on page 2 of this catalog

PONTIAC 4 CYLINDER 151 1979-1989 (1 GEAR CAM CORE)

HYDRAULIC FLAT TAPPET

Street/Strip: These cams produce excellent power in mild to higher performance street and strip applications when moderate engine modifications have been made with proper gearing.

Cam Part #	Pre-2011 Cam #	RPM Range	Valve Lift W/ 1.75 RR IN/EX	Duration @ .050" IN/EX	Advertised Duration IN/EX	LSA/ICL	Valve Lash IN/EX	Description
10140502	34902	2000 - 5000	.540"/.540"	225/225	275/275	108/104	Hyd/Hyd	Good for high performance street with slightly higher compression than stock. Good idle.
10140503	34903	2500 - 6000	.550"/.550"	235/235	285/285	108/104	Hyd/Hyd	Good cam for hot street or mild bracket racing applications with 2500 RPM stall converter and bigger carburetor. Lopey idle.

Oval Track: The Oval Track Cam series from Lunati is designed to pull hard off the corner and have a broad powerband to accelerate down the straights. The right fit for pavement or dirt, these camshafts will give you the power and control that you need. Custom grinds are also available.

10140904	34904	3000 - 7000	.507"/.538"	244/248	290/299	106/102	Hyd/Hyd	Good for bracket or oval track when rules to hydraulic cam. Needs 3000-3500 RPM stall converter, header, 10:1 compression, 3.73+ gearing. Rough idle.
----------	-------	-------------	-------------	---------	---------	---------	---------	-------------------------------------------------------------------------------------------------------------------------------------------------------

SOLID FLAT TAPPET

Oval Track: The Oval Track Cam series from Lunati is designed to pull hard off the corner and have a broad powerband to accelerate down the straights. The right fit for pavement or dirt, these camshafts will give you the power and control that you need. Custom grinds are also available.

Cam Part #	Pre-2011 Cam #	RPM Range	Valve Lift W/ 1.75 RR IN/EX	Duration @ .050" IN/EX	Advertised Duration IN/EX	LSA/ICL	Valve Lash IN/EX	Description
30140902	44902	2800 - 6000	.504"/.516"	232/241	280/290	106/102	.032"/.032"	Good cam for high performance street or oval track applications, has good low end torque and HP. Good idle.
30140903	44903	3200 - 6800	.561"/.586"	242/249	296/306	106/102	.022"/.024"	Good cam for oval track racing in a heavy car on a short track. Lopey idle.
30140904	44904	3500 - 7200	.574"/.588"	249/258	290/300	106/102	.034"/.034"	Good cam for oval track racing on asphalt or dirt tracks. Rough idle.

PONTIAC ALL V8 ENGINES 1955-1981

HYDRAULIC FLAT TAPPET

High Efficiency: The High Efficiency Camshafts are computer designed for increased performance and improved fuel efficiency. These camshafts offer a substantial increase in low RPM performance while maintaining compatibility with most OEM computer controlled vehicles.

Cam Part #	Pre-2011 Cam #	RPM Range	Valve Lift W/ 1.5 RR IN/EX	Duration @ .050" IN/EX	Advertised Duration IN/EX	LSA/ICL	Valve Lash IN/EX	Description
10510211	307A1	Idle - 4500	.432"/.454"	207/217	262/272	112/108	Hyd/Hyd	Good cam for street performance in 350-455 c.i. motors. Works with stock parts and all power accessories. Good idle.
10510202	06702	1200 - 4200	.420"/.442"	204/214	270/280	112	Hyd/Hyd	Good in driver for low end torque and HP and economy. Smooth idle.
10510205	06705	1200 - 4800	.441"/.441"	210/210	260/260	110	Hyd/Hyd	Good mileage in 455 c.i. motors with good low end torque and HP. Smooth idle.
10510203	06703	1500 - 5300	.457"/.457"	218/218	268/268	110	Hyd/Hyd	Excellent cam for mild street performance applications with good mid range torque and HP. Good idle.



PONTIAC 4 CYLINDER 151 1979-1989 (1 GEAR CAM CORE)

HYDRAULIC FLAT TAPPET

Cam and Lifter Kit	Complete Kit	Lifters	Springs	Retainers	Locks	Valve Spring Kit	Valve Seals	Timing Set	Pushrods	Rocker Arms
10140502LK	10140502K	71951PR-8	73949-8 ¹	75740-8	77111-8	N/A	78503-8	N/A	N/A	85031-8
10140503LK	10140503K	71951PR-8	73949-8 ¹	75740-8	77111-8	N/A	78503-8	N/A	N/A	85031-8
N/A	N/A	71951-8	73949-8 ¹	75740-8	77111-8	N/A	78503-8	N/A	N/A	85031-8

SOLID FLAT TAPPET

Cam and Lifter Kit	Complete Kit	Lifters	Springs	Retainers	Locks	Valve Spring Kit	Valve Seals	Timing Set	Pushrods	Rocker Arms
N/A	N/A	70990-8	73100-8 ¹	75740-8	77111-8	N/A	78503-8	N/A	N/A	N/A
N/A	N/A	70990-8	73100-8 ¹	75740-8	77111-8	N/A	78503-8	N/A	N/A	N/A
N/A	N/A	70990-8	73100-8 ¹	75740-8	77111-8	N/A	78503-8	N/A	N/A	N/A

PONTIAC ALL V8 ENGINES 1955-1981

HYDRAULIC FLAT TAPPET

Cam and Lifter Kit	Complete Kit	Lifters	Springs	Retainers	Locks	Valve Spring Kit	Valve Seals	Timing Set	Pushrods	Rocker Arms
10510211LK	10510211K	71951PR-16 71951-16	73949-16 ¹ 74895-16¹	75743-16 75595-16	77003-16 77111-16	73949K2 ¹ 74895K1¹	78501-16 78503-16¹	94212 93016	80726-16 ²⁰ 5117-16²⁰	15415-16 ¹⁵ 15420-16¹⁵
10510202LK	10510202K	71951PR-16 71951-16	73949-16 ¹ 74895-16¹	75743-16 75595-16	77003-16 77111-16	73949K2 ¹ 74895K1¹	78501-16 78503-16¹	94212 93016	80726-16 ²⁰ 5117-16²⁰	15415-16 ¹⁵ 15420-16¹⁵
10510205LK	10510205K	71951PR-16 71951-16	73949-16 ¹ 74895-16¹	75743-16 75595-16	77003-16 77111-16	73949K2 ¹ 74895K1¹	78501-16 78503-16¹	94212 93016	80726-16 ²⁰ 5117-16²⁰	15415-16 ¹⁵ 15420-16¹⁵
10510203LK	10510203K	71951PR-16 71951-16	73949-16 ¹ 74895-16¹	75743-16 75595-16	77003-16 77111-16	73949K2 ¹ 74895K1¹	78501-16 78503-16¹	94212 93016	80726-16 ²⁰ 5117-16²⁰	15415-16 ¹⁵ 15420-16¹⁵

NOTE: Part numbers in **BLUE** represent product upgrade

Master Footnote Listing is located on page 2 of this catalog

- CAMSHAFTS
- LIFTERS
- VALVE SPRINGS
- ROCKER ARMS
- PUSHRODS
- TIMING SETS
- MISCELLANEOUS

PONTIAC ALL V8 ENGINES 1955-1981

HYDRAULIC FLAT TAPPET

Street Master: Street Master Cams are specifically designed for Hot Pro Street cars and some bracket applications. These camshafts are computer designed to take advantage of maximum area under the curve without destroying valvetrain components.

Cam Part #	Pre-2011 Cam #	RPM Range	Valve Lift w/ 1.5 RR IN/EX	Duration @ .050" IN/EX	Advertised Duration IN/EX	LSA/ICL	Valve Lash IN/EX	Description
10510312	307A2	Idle - 5500	.454"/.454"	221/230	276/286	112/106	Hyd/Hyd	Excellent for street performance with 455 c.i. motors. Works with stock valvetrain and all power accessories. Fair idle.
10510301	07701	1600 - 5600	.477"/.477"	225/225	275/275	108	Hyd/Hyd	Good cam for daily performance use with good mid range torque and HP. Good idle.
10510302	07702	2000 - 6000	.507"/.507"	235/235	285/285	108	Hyd/Hyd	Good for Pro Street. Needs 2500-3000 RPM stall converter, headers, 9:1 compression, 3.73 gearing. Rough idle.
10510313	307A3	2500 - 6000	.463"/.485"	223/231	280/288	110/104	Hyd/Hyd	Excellent for street performance. Needs 2500-3000 RPM stall converter, headers, 9:1 compression, 3.73+ gearing. Lopey idle.
10510303	07703	2500 - 6500	.534"/.534"	245/245	295/295	108	Hyd/Hyd	Excellent for all out Pro Street. Needs 3000-3500 RPM stall converter, headers, 9.5:1+ compression, 3.73+ gearing. Rough idle.

Bracket Master: The Bracket Master Camshafts are the best choice for some high performance street machines and mild performance bracket racing applications. They provide excellent power over a broad power band and give that lopey idle that is so popular.

10510472	00072	1500 - 5000	.458"/.458"	218/218	284/284	110	Hyd/Hyd	Good cam for street performance applications with strong low end and mid range torque and HP. Fair idle.
10510471	00071	1800 - 5800	.490"/.490"	230/230	292/292	110	Hyd/Hyd	Good for high performance street. Needs 2000-2500 RPM stall converter, headers, 9:1+ compression and 3.73 gearing. Rough idle.

Street/Strip: These cams produce excellent power in mild to higher performance street and strip applications when moderate engine modifications have been made with proper gearing.

10510506	30706	2200 - 5200	.465"/.489"	220/230	270/280	110/106	Hyd/Hyd	Excellent for high performance street or mild strip. Needs 2200-2500 RPM stall converter, headers, 9:1 compression, 3.55+ gearing. Good idle.
10510502	30702	2500 - 5500	.465"/.465"	228/235	285/300	110/106	Hyd/Hyd	Good for high performance street or mild strip with increased mid range torque and HP. Needs 2500 RPM stall converter, headers, 9.5:1 compression and 3.73 gearing. Good idle.
10510507	30707	2800 - 5800	.476"/.485"	238/242	289/310	110/106	Hyd/Hyd	Excellent cam for high performance street/strip applications. Needs 3000 RPM stall converter, headers, 10:1 compression and 3.73 gearing. Fair idle.
10510514	307A4	3000 - 6200	.485"/.507"	231/239	288/296	110/104	Hyd/Hyd	Good cam for hot street or bracket racing applications. Needs 3000-3500 RPM stall converter or 4-speed transmission, headers, 9.5:1+ compression, 3.73+ gearing. Rough idle.
10510515	307A5	4200 - 6500	.507"/.530"	239/247	296/304	110/104	Hyd/Hyd	Good for Pro Street or bracket racing applications. Needs 4200-4500 RPM stall converter, headers, 11:1 compression, 4.56 gearing. Works well with big 4 bbl carburetor. Rough idle.

CAMSHAFTS

LIFTERS

VALVE SPRINGS

ROCKER ARMS

PUSHRODS

TIMING SETS

MISCELLANEOUS



PONTIAC ALL V8 ENGINES 1955-1981

HYDRAULIC FLAT TAPPET

CAMSHAFTS

LIFTERS

VALVE SPRINGS

ROCKER ARMS

PUSHRODS

TIMING SETS

MISCELLANEOUS

Cam and Lifter Kit	Complete Kit	Lifters	Springs	Retainers	Locks	Valve Spring Kit	Valve Seals	Timing Set	Pushrods	Rocker Arms
10510312LK	10510312K	71951PR-16 71951-16	73949-16 ¹ 74895-16¹	75743-16 75595-16	77003-16 77111-16	73949K2 ¹ 74895K1¹	78501-16 78503-16¹	94212 93016	80726-16 ²⁰ 5117-16²⁰	15415-16 ¹⁵ 15420-16¹⁵
10510301LK	10510301K	71951PR-16 71951-16	73949-16 ¹ 74895-16¹	75743-16 75595-16	77003-16 77111-16	73949K2 ¹ 74895K1¹	78501-16 78503-16¹	94212 93016	80726-16 ²⁰ 5117-16²⁰	15415-16 ¹⁵ 15420-16¹⁵
10510302LK	10510302K	71951PR-16 71951-16	73949-16 ¹ 74895-16¹	75743-16 75595-16	77003-16 77111-16	73949K2 ¹ 74895K1¹	78501-16 78503-16¹	94212 93016	80726-16 ²⁰ 5117-16²⁰	15415-16 ¹⁵ 15420-16¹⁵
10510313LK	10510313K	71951PR-16 71951-16	73949-16 ¹ 74895-16¹	75743-16 75595-16	77111-16	73949K5 ¹ 74895K1¹	78501-16 78503-16¹	94212 93016	80726-16 ²⁰ 5117-16²⁰	15415-16 ¹⁵ 15420-16¹⁵
10510303LK	10510303K	71951PR-16 71951-16	73949-16 ¹ 74895-16¹	75740-16 75595	77111-16	73949K5 ¹ 74895K1¹	78501-16 78503-16¹	94212 93016	5117-16 ²⁰ 7117-16²⁰	15415-16 ¹⁵ 15420-16¹⁵
10510472LK	10510472K	71951PR-16 71951-16	73949-16 ¹ 74895-16¹	75743-16 75595-16	77003-16 77111-16	73949K2 ¹ 74895K1¹	78501-16 78503-16¹	94212 93016	80726-16 ²⁰ 5117-16²⁰	15415-16 ¹⁵ 15420-16¹⁵
10510471LK	10510471K	71951PR-16 71951-16	73949-16 ¹ 74895-16¹	75743-16 75595-16	77003-16 77111-16	73949K2 ¹ 74895K1¹	78501-16 78503-16¹	94212 93016	80726-16 ²⁰ 5117-16²⁰	15415-16 ¹⁵ 15420-16¹⁵
10510506LK	10510506K	71951PR-16 71951-16	73949-16 74895-16	75740-16 75595-16	77111-16	73949K5 ¹ 74895K1¹	78501-16 78503-16¹	94212 93016	5117-16 ²⁰ 7117-16²⁰	15415-16 ¹⁵ 15420-16¹⁵
10510502LK	10510502K	71951PR-16 71951-16	73949-16 74895-16	75740-16 75595-16	77111-16	73949K5 ¹ 74895K1¹	78501-16 78503-16¹	94212 93016	5117-16 ²⁰ 7117-16²⁰	15415-16 ¹⁵ 15420-16¹⁵
10510507LK	10510507K	71951PR-16 71951-16	73949-16 74895-16	75740-16 75595-16	77111-16	73949K5 ¹ 74895K1¹	78501-16 78503-16¹	94212 93016	5117-16 ²⁰ 7117-16²⁰	15415-16 ¹⁵ 15420-16¹⁵
10510514LK	10510514K	71951PR-16 71951-16	73949-16 74895-16	75740-16 75595-16	77111-16	73949K5 ¹ 74895K1¹	78501-16 78503-16¹	94212 93016	5117-16 ²⁰ 7117-16²⁰	15415-16 ¹⁵ 15420-16¹⁵
10510515LK	10510515K	71951PR-16 71951-16	73949-16 74895-16	75740-16 75595-16	77111-16	73949K5 ¹ 74895K1¹	78501-16 78503-16¹	94212 93016	5117-16 ²⁰ 7117-16²⁰	15415-16 ¹⁵ 15420-16¹⁵

NOTE: Part numbers in **BLUE** represent product upgrade

Master Footnote Listing is located on page 2 of this catalog

PONTIAC ALL V8 ENGINES 1955-1981

HYDRAULIC FLAT TAPPET

Voodoo: Lunati's Voodoo series of camshafts deliver more area under the curve than any other series of camshafts. This means more throttle response, quicker acceleration, more vacuum and better efficiency. These factors, combined with maximum horsepower and torque, make Voodoo camshafts the perfect choice for a wide range of high performance applications.

Cam Part #	Pre-2011 Cam #	RPM Range	Valve Lift w/ 1.5 RR IN/EX	Duration @ .050" IN/EX	Advertised Duration IN/EX	LSA/ICL	Valve Lash IN/EX	Description
10510700	60900	800 - 5000	.437"/.455"	207/213	250/256	112/108	Hyd/Hyd	The best choice for all feedback OEM carb applications. Strong low to mid range HP and torque gains. Excellent for RV type vehicles, pleasure boats or towing applications. Good idle.
10510701	60901	1000 - 5300	.455"/.468"	213/219	256/262	112/108	Hyd/Hyd	Best choice for 350-389 c.i. daily driven street performance vehicle. Good torque and HP production with heavier emphasis on the low to mid range. Will work with A/C, power brakes and stock converter. Fair idle.
10510702	60902	1300 - 5500	.468"/.489"	219/227	262/268	112/108	Hyd/Hyd	Great torque monster for 400-455 c.i. daily driven street performance vehicle. Excellent torque and HP production with heavier emphasis on the low to mid range. Will work in tri-power applications with 389-455 c.i. engines. Choppy idle.
10510703	60903	1600 - 5800	.489"/.504"	227/233	268/276	110/106	Hyd/Hyd	High performance street/strip cam for 350 c.i. motors. Excellent cam for 400-455 c.i. touring type vehicles with 9:1-9:5 compression ratio. Use 2200-2400 RPM stall converter with 3.23-3.42 rear gears. Very noticeable idle quality.
10510704	60904	2000 - 6000	.504"/.527"	233/241	276/284	110/106	Hyd/Hyd	Hot street or bracket cam for 350 c.i. engines or heavier 400-455 c.i. vehicles. Will need 9.5+ compression, 2800-3000 RPM stall converter and 3.42-3.73 gears. Likes up to 200 HP nitrous. Very rough idle quality.
10510705	60905	2400 - 6200	.527"/.548"	241/249	284/292	110/106	Hyd/Hyd	Serious street or bracket cam for 350-455 c.i. engines in slightly lighter vehicles. Will need 10.1 or better compression, 3000-3500 RPM stall speed converter and 3.73-4.11 gears. Likes up to 250 HP nitrous. Cam has a very radical idle quality.
<p>Drag Race: The Lunati Drag Race Cams are available for a wide range of racing applications from Sportsman to Pro. These camshafts produce unmatched torque for launching the vehicle off the starting line and maximum horsepower for a strong finish. Custom grinds are also available.</p>								
10510905	30705	3200 - 6000	.510"/.530"	245/255	315/325	110/106	Hyd/Hyd	Good cam for Super Street or bracket racing applications. Needs 3500 RPM stall converter, headers, 10:1+ compression ratio and 3.90+ gearing. Rough idle.
<p>Factory Performance: These camshafts are Lunati's versions of OEM performance camshafts. They are designed for the individual who wants an exact factory replacement for their car when doing a restoration.</p>								
10511004	10704	1500 - 5000	.424"/.424"	220/228	301/313	110	Hyd/Hyd	Lunati's version of the Pontiac Ram Air III performance cam.
10511003	10703	2000 - 5500	.470"/.470"	231/240	308/320	113	Hyd/Hyd	Lunati's version of the Pontiac Ram Air IV performance cam.

CAMSHAFTS

LIFTERS

VALVE SPRINGS

ROCKER ARMS

PUSHRODS

TIMING SETS

MISCELLANEOUS



PONTIAC ALL V8 ENGINES 1955-1981

HYDRAULIC FLAT TAPPET

CAMSHAFTS

LIFTERS

VALVE SPRINGS

ROCKER ARMS

PUSHRODS

TIMING SETS

MISCELLANEOUS

Cam and Lifter Kit	Complete Kit	Lifters	Springs	Retainers	Locks	Valve Spring Kit	Valve Seals	Timing Set	Pushrods	Rocker Arms
10510700LK	10510700K	71951PR-16 71951-16	73949-16 ¹ 74895-16¹	75743-16 75595-16	77003-16 77111-16	73949K2 ¹ 74895K1¹	78501-16 78503-16¹	94212 93016	80726-16 ²⁰ 5117-16²⁰	15415-16 ¹⁵ 15420-16¹⁵
10510701LK	10510701K	71951PR-16 71951-16	73949-16 ¹ 74895-16¹	75743-16 75595-16	77003-16 77111-16	73949K2 ¹ 74895K1¹	78501-16 78503-16¹	94212 93016	80726-16 ²⁰ 5117-16²⁰	15415-16 ¹⁵ 15420-16¹⁵
10510702LK	10510702K	71951PR-16 71951-16	73949-16 ¹ 74895-16¹	75743-16 75595-16	77003-16 77111-16	73949K2 ¹ 74895K1¹	78501-16 78503-16¹	94212 93016	80726-16 ²⁰ 5117-16²⁰	15415-16 ¹⁵ 15420-16¹⁵
10510703LK	10510703K	71951PR-16 71951-16	73949-16 ¹ 74895-16¹	75743-16 75595-16	77003-16 77111-16	73949K2 ¹ 74895K1¹	78501-16 78503-16¹	94212 93016	80726-16 ²⁰ 5117-16²⁰	15415-16 ¹⁵ 15420-16¹⁵
10510704LK	10510704K	71951-16	73949-16 ¹ 74895-16¹	75740-16 75595-16	77111-16	73949K5 ¹ 74895K1¹	78501-16 78503-16¹	94212 93016	5117-16 ²⁰ 7117-16²⁰	15415-16 ¹⁵ 15420-16¹⁵
10510705LK	10510705K	71951-16	73949-16 ¹ 74895-16¹	75740-16 75595-16	77111-16	73949K5 ¹ 74895K1¹	78501-16 78503-16¹	94212 93016	5117-16 ²⁰ 7117-16²⁰	15415-16 ¹⁵ 15420-16¹⁵
N/A	N/A	71951-16	73949-16 ¹ 74895-16¹	75740-16 75595-16	77111-16	73949K5 ¹ 74895K1¹	78503-16 ¹	93016 95512	7117-16	15415-16 ¹⁵ 15420-16¹⁵
10511004LK	10511004K	71951PR-16 71951-16	73949-16 ¹ 74895-16¹	75743-16 75595-16	77003-16 77111-16	73949K2 ¹ 74895K1¹	78501-16 78503-16¹	94212 93016	80726-16 ²⁰ 5117-16²⁰	15415-16 ¹⁵ 15420-16¹⁵
10511003LK	10511003K	71951PR-16 71951-16	73949-16 ¹ 74895-16¹	75743-16 75595-16	77003-16 77111-16	73949K2 ¹ 74895K1¹	78501-16 78503-16¹	94212 93016	80726-16 ²⁰ 5117-16²⁰	15415-16 ¹⁵ 15420-16¹⁵

NOTE: Part numbers in **BLUE** represent product upgrade

Master Footnote Listing is located on page 2 of this catalog

PONTIAC ALL V8 ENGINES 1955-1981

HYDRAULIC ROLLER

Voodoo Retro-Fit: Lunati's Voodoo series of camshafts deliver more area under the curve than any other series of camshafts. This means more throttle response, quicker acceleration, more vacuum and better efficiency. These factors, combined with maximum horsepower and torque, make Voodoo camshafts the perfect choice for a wide range of high performance applications.

Cam Part #	Pre-2011 Cam #	RPM Range	Valve Lift w/ 1.5 RR IN/EX	Duration @ .050" IN/EX	Advertised Duration IN/EX	LSA/ICL	Valve Lash IN/EX	Description
20510710 ¹⁸	60910 ¹⁸	1400 - 5400	.507"/.515"	211/219	262/270	112/106	Hyd/Hyd	Strong increase in low RPM torque and HP. Works well with OEM style injection, great inboard/outboard marine cam for economy and skiing.
20510711 ¹⁸	60911 ¹⁸	1800 - 5800	.515"/.530"	219/227	270/278	112/106	Hyd/Hyd	Great mid range torque and HP. Likes 2000 RPM stall converter and works great in towing applications with lower gearing. Largest for inboard/outboard performance marine use.
20510712 ¹⁸	60912 ¹⁸	2200 - 6200	.535"/.550"	231/239	282/290	110/106	Hyd/Hyd	High performance street cam. Likes upgraded intake, carb and exhaust. Needs 2800 RPM stall converter in most cases. Requires 9.5:1 compression for maximum performance.
20510713 ¹⁸	60913 ¹⁸	2600 - 6600	.560"/.565"	243/251	294/302	110/106	Hyd/Hyd	Serious street/race cam. Needs 10.5:1 compression and 3200 RPM stall converter. Works with moderate nitrous and small superchargers. Very healthy idle quality.

SOLID FLAT TAPPET

Street/Strip: These cams produce excellent power in mild to higher performance street and strip applications when moderate engine modifications have been made with proper gearing.

Cam Part #	Pre-2011 Cam #	RPM Range	Valve Lift w/ 1.5 RR IN/EX	Duration @ .050" IN/EX	Advertised Duration IN/EX	LSA/ICL	Valve Lash IN/EX	Description
30510511	407A1	2500 - 6500	.518"/.530"	243/251	276/284	110/104	.022"/.024"	Good cam for high performance street/strip applications that are daily driven. Needs 2500-3000 RPM stall converter or 4-speed transmission, headers, 9.5:1+ compression ratio and 3.73+. Solid; rough idle.
30510512	407A2	2000 - 6200	.503"/.518"	248/255	282/292	110/106	.018"/.018"	Good cam for high performance street/strip applications with good torque and HP across RPM range. Needs 2500 RPM stall converter, headers, 9.5:1+ compression ratio, 3.73+ gearing. Very reliable on valvetrain parts. Rough idle.
30510506	40706	3800 - 6800	.507"/.519"	249/258	290/300	108/106	.030"/.030"	Good cam for high performance street/strip applications. Needs 4000 RPM stall converter, headers, 10:1+ compression ratio and 4.10+ gearing. Lopey idle.



PONTIAC ALL V8 ENGINES 1955-1981

HYDRAULIC ROLLER

CAMSHAFTS

LIFTERS

VALVE SPRINGS

ROCKER ARMS

PUSHRODS

TIMING SETS

MISCELLANEOUS

Cam and Lifter Kit	Complete Kit	Lifters	Springs	Retainers	Locks	Valve Spring Kit	Valve Seals	Timing Set	Pushrods	Rocker Arms
20510710LK	20510710K	72334-16	73195-16 ¹ 74895-16¹	75740-16 75595-16	77111-16	73195K2 ¹ 74895K1¹	78503-16 ¹	94212 93016	7098-16	15415-16 ¹⁵ 15420-16¹⁵
20510711LK	20510711K	72334-16	73195-16 ¹ 74895-16¹	75740-16 75595-16	77111-16	73195K2 ¹ 74895K1¹	78503-16 ¹	94212 93016	7098-16	15415-16 ¹⁵ 15420-16¹⁵
20510712LK	20510712K	72334-16	73195-16 ¹ 74895-16¹	75740-16 75595-16	77111-16	73195K2 ¹ 74895K1¹	78503-16 ¹	94212 93016	7098-16	15415-16 ¹⁵ 15420-16¹⁵
20510713LK	20510713K	72334-16	73195-16 ¹ 74895-16¹	75740-16 75595-16	77111-16	73195K2 ¹ 74895K1¹	78503-16 ¹	94212 93016	7098-16	15415-16 ¹⁵ 15420-16¹⁵

SOLID FLAT TAPPET

Cam and Lifter Kit	Complete Kit	Lifters	Springs	Retainers	Locks	Valve Spring Kit	Valve Seals	Timing Set	Pushrods	Rocker Arms
30510511LK	30510511K	70990-16	73949-16 ¹ 74895-16¹	75740-16 75595-16	77111-16	73949K5 ¹ 74895K1¹	78503-16 ¹	94212 93016	5117-16 ²⁰ 7117-16²⁰	15415-16 ¹⁵ 15420-16¹⁵
30510512LK	30510512K	70990-16	73949-16 ¹ 74895-16¹	75740-16 75595-16	77111-16	73949K5 ¹ 74895K1¹	78503-16 ¹	94212 93016	5117-16 ²⁰ 7117-16²⁰	15415-16 ¹⁵ 15420-16¹⁵
30510506LK	30510506K	70990-16	73949-16 ¹ 74895-16¹	75740-16 75595-16	77111-16	73949K5 ¹ 74895K1¹	78503-16 ¹	94212 93016	5117-16 ²⁰ 7117-16²⁰	15415-16 ¹⁵ 15420-16¹⁵

NOTE: Part numbers in **BLUE** represent product upgrade

Master Footnote Listing is located on page 2 of this catalog

PONTIAC ALL V8 ENGINES 1955-1981

SOLID FLAT TAPPET

Drag Race: The Lunati Drag Race Cams are available for a wide range of racing applications from Sportsman to Pro. These camshafts produce unmatched torque for launching the vehicle off the starting line and maximum horsepower for a strong finish. Custom grinds are also available.

Cam Part #	Pre-2011 Cam #	RPM Range	Valve Lift W/ 1.5 RR IN/EX	Duration @ .050" IN/EX	Advertised Duration IN/EX	LSA/ICL	Valve Lash IN/EX	Description
30510913	407A3	3000 - 7000	.540"/.556"	255/263	288/296	108/102	.026"/.026"	Good cam for bracket racing applications in 11 second range. Needs 3500 RPM stall converter, headers, 10:1+ compression ratio, 3.90+ gearing. Rough idle.
30510910	40710	4000 - 7000	.550"/.571"	256/268	292/302	106/104	.024"/.026"	Good cam for bracket racing applications with 350-400 c.i. motors. Needs 4000-4500 RPM stall converter, headers, 10.5:1+ compression ratio and 4.10+ gearing. Rough idle.
30510914	407A4	4000 - 7500	.556"/.556"	263/271	296/304	108/102	.026"/.026"	Excellent cam for bracket racing applications in 10 second range. Needs 4000-4500 RPM stall converter, headers, 11:1+ compression ratio and 4.10+ gearing. Rough idle.
30510911	40711	4400 - 7600	.575"/.578"	262/272	300/310	106/104	.030"/.030"	Good cam for bracket racing applications with 455 c.i. motors in a medium weight car. Needs 4500-5000 RPM stall converter, headers, 11:1+ compression ratio and 4.56+ gearing. Rough idle.
30510915	407A5	4500 - 8000	.573"/.590"	267/275	300/308	108/102	.026"/.026"	Good cam for bracket racing applications with 455+ c.i. motors in lightweight car. Needs 5000 RPM stall converter, headers, 12:1+ compression ratio and 4.56+ gearing. Rough idle.

SOLID ROLLER

Street/Strip: These cams produce excellent power in mild to higher performance street and strip applications when moderate engine modifications have been made with proper gearing.

Cam Part #	Pre-2011 Cam #	RPM Range	Valve Lift W/ 1.5 RR IN/EX	Duration @ .050" IN/EX	Advertised Duration IN/EX	LSA/ICL	Valve Lash IN/EX	Description
40510515 ¹⁸	50715 ¹⁸	2000 - 6500	.555"/.555"	248/248	290/290	112/110	.020"/.022"	Good cam for Pro Street or mild bracket racing applications with good low end and mid range torque and HP. Needs 2500 RPM stall converter, headers, 9.5:1 compression ratio and 3.73 gearing. Rough idle.
40510511 ¹⁸	507A1 ¹⁸	2500 - 6000	.556"/.556"	242/249	278/285	112/106	.020"/.022"	Good cam for real street or mild bracket racing applications. Needs 2500-3000 RPM stall converter, headers, 9:1+ compression ratio and 3.55+ gearing. Fair idle.
40510512 ¹⁸	507A2 ¹⁸	3000 - 7000	.582"/.582"	254/262	287/295	108/104	.020"/.022"	Good cam for hot street or mild bracket racing applications with 350-455 c.i. motors. Needs 3500 RPM stall converter, headers, 10:1 compression ratio and 3.73+ gearing. Rough idle.
40510513 ¹⁸	507A3 ¹⁸	2800 - 7200	.626"/.626"	255/263	288/296	109/102	.020"/.022"	Good cam for high performance street or bracket racing applications. Needs 3000-3500 RPM stall converter, headers, 10:1+ compression ratio and 3.90 gearing. Rough idle.



PONTIAC ALL V8 ENGINES 1955-1981

SOLID FLAT TAPPET

CAMSHAFTS

LIFTERS

VALVE SPRINGS

ROCKER ARMS

PUSHRODS

TIMING SETS

MISCELLANEOUS

Cam and Lifter Kit	Complete Kit	Lifters	Springs	Retainers	Locks	Valve Spring Kit	Valve Seals	Timing Set	Pushrods	Rocker Arms
N/A	N/A	70990-16	73949-16 ¹ 74895-16¹	75740-16 75595-16	77111-16	73949K5 ¹ 74895K1¹	78503-16 ¹	93016 95512	7117-16	15415-16 ¹⁵ 15420-16¹⁵
N/A	N/A	70990-16	73949-16 ¹ 74895-16¹	75740-16 75595-16	77111-16	73949K5 ¹ 74895K1¹	78503-16 ¹	93016 95512	7117-16	15415-16 ¹⁵ 15420-16¹⁵
N/A	N/A	70990-16	73949-16 ¹ 74895-16¹	75740-16 75595-16	77111-16	73949K5 ¹ 74895K1¹	78503-16 ¹	93016 95512	7117-16	15415-16 ¹⁵ 15420-16¹⁵
N/A	N/A	70990-16	73949-16 ¹ 74895-16¹	75740-16 75595-16	77111-16	73949K5 ¹ 74895K1¹	78503-16 ¹	93016 95512	7117-16	15415-16 ¹⁵ 15420-16¹⁵
N/A	N/A	70990-16	73949-16 ¹ 74895-16¹	75740-16 75595-16	77111-16	73949K5 ¹ 74895K1¹	78503-16 ¹	93016 95512	7117-16	15415-16 ¹⁵ 15420-16¹⁵

SOLID ROLLER

Cam and Lifter Kit	Complete Kit	Lifters	Springs	Retainers	Locks	Valve Spring Kit	Valve Seals	Timing Set	Pushrods	Rocker Arms
N/A	N/A	72436-16	73117-16 ¹ 74744-16¹	75741-16 76731-16	77111-16	73117K1 74744K1¹	78503-16 ¹	95512	5117-16 7117-16	15415-16 ¹⁵ 15420-16¹⁵
N/A	N/A	72436-16	73117-16 ¹ 74744-16¹	75741-16 76731-16	77111-16	73117K1 74744K1¹	78503-16 ¹	95512	5117-16 7117-16	15415-16 ¹⁵ 15420-16¹⁵
N/A	N/A	72436-16	73117-16 ¹ 74744-16¹	75741-16 76731-16	77111-16	73117K1 74744K1¹	78503-16 ¹	95512	5117-16 7117-16	15415-16 ¹⁵ 15420-16¹⁵
N/A	N/A	72436-16	73117-16 ¹ 74744-16¹	75741-16 76731-16	77111-16	73117K1 74744K1¹	78503-16 ¹	95512	5117-16 7117-16	15415-16 ¹⁵ 15420-16¹⁵

NOTE: Part numbers in **BLUE** represent product upgrade

Master Footnote Listing is located on page 2 of this catalog

PONTIAC ALL V8 ENGINES 1955-1981

SOLID ROLLER

Drag Race: The Lunati Drag Race Cams are available for a wide range of racing applications from Sportsman to Pro. These camshafts produce unmatched torque for launching the vehicle off the starting line and maximum horsepower for a strong finish. Custom grinds are also available.

Cam Part #	Pre-2011 Cam #	RPM Range	Valve Lift W/ 1.5 RR IN/EX	Duration @ .050" IN/EX	Advertised Duration IN/EX	LSA/ICL	Valve Lash IN/EX	Description
40510908 ¹⁸	50708 ¹⁸	3800 - 7000	.605"/.605"	268/275	314/318	108/104	.018"/.020"	Good cam for bracket racing applications with optional 1.65 rocker ratio. Needs 4000 RPM stall converter, headers, 10.5:1+ compression and 4.10+ gearing. Rough idle.
40510924 ¹⁸	507A4 ¹⁸	3800 - 7200	.582"/.582"	262/270	295/303	110/104	.020"/.022"	Good cam for very hot street or bracket racing applications. Needs 4000-4500 RPM stall converter, headers, 10.5:1+ compression and 4.10+ gearing. Rough idle.
40510915 ¹⁸	507A5 ¹⁸	4000 - 7500	.626"/.626"	271/278	307/314	108/102	.026"/.026"	Good cam for bracket racing applications in heavier weight cars. Needs 4500 RPM stall converter or 4-speed transmission, headers, 11.5:1+ compression and 4.56+ gearing. Rough idle.
40510914 ¹⁸	50714 ¹⁸	4500 - 7500	.645"/.645"	271/281	308/318	104/102	.022"/.024"	Good cam for Super Stock racing with 400 c.i. motors in a heavier car. Needs 4500-5000 RPM stall converter, headers, 11:1+ compression and 4.10+ gearing. Rough idle.
40510911 ¹⁸	50711 ¹⁸	4600 - 7600	.645"/.645"	281/281	318/318	104/102	.022"/.024"	Good cam for Super Stock racing with 455 c.i. inch motors. Needs 4500-5000 RPM stall converter, headers, 11.5:1+ compression ratio and 4.56+ gearing. Rough idle.
40510910 ¹⁸	50710 ¹⁸	4600 - 8000	.675"/.669"	282/290	320/334	106/102	.026"/.026"	Good cam for Super Stock or Super Gas racing. Needs 5000 RPM stall converter or 4-speed transmission, headers, 12:1+ compression ratio and 4.56+ gearing. Rough idle.
40510917 ¹⁸	50717 ¹⁸	4500 - 8000	.710"/.669"	282/284	322/317	106/102	.026"/.026"	Good cam for Super Stock or bracket racing with 455+ c.i. motors. Needs good cylinder heads, 5000 RPM stall converter, headers, 12:1+ compression ratio and 4.88+ gearing. Rough idle.
40510916 ¹⁸	507A6 ¹⁸	5000 - 8000	.640"/.640"	279/283	310/314	106/100	.026"/.026"	Excellent cam for Super Gas or Super Comp racing in light weight cars. Needs 5500 RPM stall converter or 4-speed transmission, headers, 12:1+ compression and 4.88+ gearing. Rough idle.

CAMSHAFTS

LIFTERS

VALVE SPRINGS

ROCKER ARMS

PUSHRODS

TIMING SETS

MISCELLANEOUS



PONTIAC ALL V8 ENGINES 1955-1981

SOLID ROLLER

CAMSHAFTS

LIFTERS

VALVE SPRINGS

ROCKER ARMS

PUSHRODS

TIMING SETS

MISCELLANEOUS

Cam and Lifter Kit	Complete Kit	Lifters	Springs	Retainers	Locks	Valve Spring Kit	Valve Seals	Timing Set	Pushrods	Rocker Arms
N/A	N/A	72436-16	74743-16 ¹ 74744-16¹	76731-16	77111-16	74743K1 ¹ 74744K1¹	78503-16 ¹	95512	7117-16	15415-16 ¹⁵ 15420-16¹⁵
N/A	N/A	72436-16	74743-16 ¹ 74744-16¹	76731-16	77111-16	74743K1 ¹ 74744K1¹	78503-16 ¹	95512	7117-16	15415-16 ¹⁵ 15420-16¹⁵
N/A	N/A	72436-16	74743-16 ¹ 74744-16¹	76731-16	77111-16	74743K1 ¹ 74744K1¹	78503-16 ¹	95512	7117-16	15415-16 ¹⁵ 15420-16¹⁵
N/A	N/A	72436-16	74743-16 ¹ 74744-16¹	76731-16	77111-16	74743K1 ¹ 74744K1¹	78503-16 ¹	95512	7117-16	15415-16 ¹⁵ 15420-16¹⁵
N/A	N/A	72436-16	74743-16 ¹ 74744-16¹	76731-16	77111-16	74743K1 ¹ 74744K1¹	78503-16 ¹	95512	7117-16	15415-16 ¹⁵ 15420-16¹⁵
N/A	N/A	72436-16	74743-16 ¹ 74744-16¹	76731-16	77111-16	74743K1 ¹ 74744K1¹	78503-16 ¹	95512	7117-16	15415-16 ¹⁵ 15420-16¹⁵
N/A	N/A	72436-16	74743-16 ¹ 74744-16¹	76731-16	77111-16	74743K1 ¹ 74744K1¹	78503-16 ¹	95512	7117-16	15415-16 ¹⁵ 15420-16¹⁵

NOTE: Part numbers in **BLUE** represent product upgrade

Master Footnote Listing is located on page 2 of this catalog

HARLEY DAVIDSON BIG TWIN EVOLUTION 1984-2006

HYDRAULIC ROLLER

Voodoo: Lunati's Voodoo series of camshafts deliver more area under the curve than any other series of camshafts. This means more throttle response, quicker acceleration, more vacuum and better efficiency. These factors, combined with maximum horsepower and torque, make Voodoo camshafts the perfect choice for a wide range of high performance applications.

Cam Part #	Pre-2011 Cam #	RPM Range	Valve Lift W/ 1.625 RR IN/EX	Duration @ .053" IN/EX	Advertised Duration IN/EX	LSA/ICL	Valve Lash IN/EX	Description
20300700	80100	Idle - 5500	.562"/.562"	227/227	281/281	103/100	Hyd/Hyd	Generates maximum torque for heavy bikes and passenger riding. Strong low end & mid range power.
20300701	80101	900 - 5700	.568"/.568"	231/231	285/285	103/100	Hyd/Hyd	Good low end and mid range power. Works well with stock compression. Excellent highway performance.
20300702	80102	1300 - 5900	.574"/.574"	235/235	289/289	103/100	Hyd/Hyd	Potent mid range power for both light and heavy bikes. Very effective for compression ratios up to 9.5:1.
20300703	80103	1500 - 6100	.581"/.581"	239/239	293/293	103/100	Hyd/Hyd	Strong mid range power for 88in engines. Works well with compression ratios of up to 10:1.
20300704	80104	1700 - 6300	.587"/.587"	243/243	297/297	107/103	Hyd/Hyd	Ideally suited for larger c.i. motors. Performs well with higher compression ratios & aftermarket exhaust systems.
20300705	80105	1900 - 6500	.594"/.594"	247/247	301/301	107/103	Hyd/Hyd	Great power in mid to upper RPM range. Likes upgraded fuel & aftermarket exhausts & higher compression ratios.
20300706	80106	2300 - 6900	.594"/.594"	251/251	305/305	107/103	Hyd/Hyd	Maximum upper RPM power. Great for large c.i. engines with increased compression and fuel/exhaust system upgrades.
20300710	80110	Idle - 5500	.562"/.568"	227/231	281/285	103/100	Hyd/Hyd	Maximum torque for heavy bikes & passenger riding with stock heads. Strong low end & mid range power.
20300711	80111	900 - 5700	.568"/.574"	231/235	285/289	103/100	Hyd/Hyd	Good low end and mid range power. Works well with stock compression and heads. Excellent highway performance.
20300712	80112	1300 - 5900	.574"/.581"	235/239	289/293	104/101	Hyd/Hyd	Potent mid range power for both light and heavy bikes. Very effective for compression ratios up to 9.5:1.
20300713	80113	1500 - 6100	.581"/.587"	239/243	293/297	105/101	Hyd/Hyd	Strong mid range power for 88 c.i. engines. Works well with compression ratios of up to 10:1.
20300714	80114	1700 - 6300	.587"/.594"	243/247	297/301	105/101	Hyd/Hyd	Ideally suited for larger c.i. motors. Performs well with higher compression ratios and aftermarket exhaust systems.
20300715	80115	1500 - 6100	.581"/.594"	239/247	293/301	107/103	Hyd/Hyd	Strong mid range power for 88 c.i. engines. Works well with compression ratios of up to 10:1.
20300716	80116	1700 - 6500	.587"/.594"	243/251	297/305	107/103	Hyd/Hyd	Ideally suited for larger c.i. motors. Performs well with higher compression ratios and aftermarket exhaust systems.
20300717	80117	1900 - 6700	.594"/.600"	247/255	301/305	109/105	Hyd/Hyd	Great power in mid to upper RPM range. Likes upgraded fuel and aftermarket exhausts and higher compression ratios.
20300718	80118	2300 - 7100	.594"/.600"	251/259	305/313	109/105	Hyd/Hyd	Maximum upper RPM power. Great for large c.i. engines with increased compression and fuel/exhaust system upgrades.

CAMSHAFTS

LIFTERS

VALVE SPRINGS

ROCKER ARMS

PUSHRODS

TIMING SETS

MISCELLANEOUS



HARLEY DAVIDSON BIG TWIN EVOLUTION 1984-2006

HYDRAULIC ROLLER

CAMSHAFTS

LIFTERS

VALVE SPRINGS

ROCKER ARMS

PUSHRODS

TIMING SETS

MISCELLANEOUS

	Cam and Lifter Kit	Lifters	Springs	Retainers	Locks	Spring Locator	Valve Spring Kit	Beehive Valve Spring Kit
	N/A	N/A	74777-4 74708-4	75740-4 75749-4	77118-4 77118-4	86770-4 86784-4	74777K1 74708K1	74820HK1 74820HK2
	N/A	N/A	74777-4 74708-4	75740-4 75749-4	77118-4 77118-4	86770-4 86784-4	74777K1 74708K1	74820HK1 74820HK2
	N/A	N/A	74777-4 74708-4	75740-4 75749-4	77118-4 77118-4	86770-4 86784-4	74777K1 74708K1	74820HK1 74820HK2
	N/A	N/A	74777-4 74708-4	75740-4 75749-4	77118-4 77118-4	86770-4 86784-4	74777K1 74708K1	74820HK1 74820HK2
	N/A	N/A	74777-4 74708-4	75740-4 75749-4	77118-4 77118-4	86770-4 86784-4	74777K1 74708K1	74820HK1 74820HK2
	N/A	N/A	74777-4 74708-4	75740-4 75749-4	77118-4 77118-4	86770-4 86784-4	74777K1 74708K1	74820HK1 74820HK2
	N/A	N/A	74777-4 74708-4	75740-4 75749-4	77118-4 77118-4	86770-4 86784-4	74777K1 74708K1	74820HK1 74820HK2
	N/A	N/A	74777-4 74708-4	75740-4 75749-4	77118-4 77118-4	86770-4 86784-4	74777K1 74708K1	74820HK1 74820HK2
	N/A	N/A	74777-4 74708-4	75740-4 75749-4	77118-4 77118-4	86770-4 86784-4	74777K1 74708K1	74820HK1 74820HK2
	N/A	N/A	74777-4 74708-4	75740-4 75749-4	77118-4 77118-4	86770-4 86784-4	74777K1 74708K1	74820HK1 74820HK2
	N/A	N/A	74777-4 74708-4	75740-4 75749-4	77118-4 77118-4	86770-4 86784-4	74777K1 74708K1	74820HK1 74820HK2
	N/A	N/A	74777-4 74708-4	75740-4 75749-4	77118-4 77118-4	86770-4 86784-4	74777K1 74708K1	74820HK1 74820HK2
	N/A	N/A	74777-4 74708-4	75740-4 75749-4	77118-4 77118-4	86770-4 86784-4	74777K1 74708K1	74820HK1 74820HK2
	N/A	N/A	74777-4 74708-4	75740-4 75749-4	77118-4 77118-4	86770-4 86784-4	74777K1 74708K1	74820HK1 74820HK2
	N/A	N/A	74777-4 74708-4	75740-4 75749-4	77118-4 77118-4	86770-4 86784-4	74777K1 74708K1	74820HK1 74820HK2
	N/A	N/A	74777-4 74708-4	75740-4 75749-4	77118-4 77118-4	86770-4 86784-4	74777K1 74708K1	74820HK1 74820HK2

NOTE: Part numbers in BLUE represent product upgrade

Master Footnote Listing is located on page 2 of this catalog

HARLEY DAVIDSON TWIN CAM ENGINES 1999-2006 (EXCEPT 2006 DYNA)

HYDRAULIC ROLLER

Voodoo: Lunati's Voodoo series of camshafts deliver more area under the curve than any other series of camshafts. This means more throttle response, quicker acceleration, more vacuum and better efficiency. These factors, combined with maximum horsepower and torque, make Voodoo camshafts the perfect choice for a wide range of high performance applications.

Cam Part #	Pre-2011 Cam #	RPM Range	Valve Lift W/ 1.625 RR IN/EX	Duration @ .053" IN/EX	Advertised Duration IN/EX	LSA/ICL	Valve Lash IN/EX	Description
21740700	88100E	Idle - 5100	.510"/.510"	227/231	281/285	103/100	Hyd/Hyd	Maximum torque for heavy bikes and passenger riding with stock heads. Strong low end & mid range power.
21740701	88101E	1300 - 5300	.510"/.510"	231/235	285/289	104/101	Hyd/Hyd	Good low end and mid range power. Works well with stock compression and heads. Excellent highway performance.
21740702	88102E	1500 - 5500	.510"/.510"	235/239	289/293	105/101	Hyd/Hyd	Potent mid range power for both light and heavy bikes. Very effective for compression ratios up to 9.5:1.
21740703	88103E	1700 - 5700	.510"/.510"	239/243	293/297	106/102	Hyd/Hyd	Strong mid range power for 88-95 c.i. engines. Works well with compression ratios of up to 10:1.
21740704	88104E	1700 - 5900	.510"/.510"	239/247	293/301	107/103	Hyd/Hyd	Strong mid range power for 88-95 c.i. engines. Works well with compression ratios of up to 10:1.
21740705	88105E	1900 - 6100	.510"/.510"	243/251	297/305	108/104	Hyd/Hyd	Ideally suited for larger c.i. motors. Performs well with higher compression ratios and aftermarket exhaust systems.
21740710	88110E	1700 - 5700	.561"/.569"	239/243	293/297	105/101	Hyd/Hyd	Strong mid range power for 88-95 c.i. engines. Works well with compression ratios of up to 10:1.
21740711	88111E	1900 - 5900	.569"/.577"	243/247	297/301	105/101	Hyd/Hyd	Ideally suited for larger c.i. motors. Performs well with higher compression ratios and aftermarket exhaust systems.
21740712	88112E	2100 - 6100	.577"/.585"	247/251	301/305	106/102	Hyd/Hyd	Great power in mid to upper RPM range. Likes upgraded fuel, aftermarket exhausts and higher compression ratios.
21740713	88113E	2300 - 6300	.585"/.593"	251/255	305/309	106/102	Hyd/Hyd	Maximum upper RPM power. Great for large c.i. engines with increased compression and fuel/exhaust system upgrades.
21740714	88114E	2500 - 6500	.593"/.601"	255/259	309/313	107/103	Hyd/Hyd	Maximum upper RPM power. Great for large 95-107+ c.i. engines with increased compression and fuel/exhaust system upgrades.
21740715	88115E	1900 - 6100	.569"/.585"	243/251	297/305	107/103	Hyd/Hyd	Ideally suited for larger c.i. motors. Performs well with higher compression ratios and aftermarket exhaust systems.
21740716	88116E	2100 - 6300	.577"/.593"	247/255	301/309	109/105	Hyd/Hyd	Great power in mid to upper RPM range. Likes upgraded fuel and aftermarket exhausts and higher compression ratios.
21740717	88117E	2300 - 6500	.585"/.601"	251/259	305/309	109/105	Hyd/Hyd	Maximum upper RPM power. Great for large c.i. engines with increased compression and fuel/exhaust system upgrades.
21740718	88118E	2500 - 6700	.593"/.601"	255/263	309/317	109/105	Hyd/Hyd	Maximum upper RPM power. Great for large 95-107+ c.i. engines with increased compression and fuel/exhaust system upgrades.



**HARLEY DAVIDSON TWIN CAM ENGINES 1999-2006
(EXCEPT 2006 DYNA)**

HYDRAULIC ROLLER

CAMSHAFTS

LIFTERS

VALVE SPRINGS

ROCKER ARMS

PUSHRODS

TIMING SETS

MISCELLANEOUS

	Cam and Lifter Kit	Lifters	Springs	Retainers	Locks	Spring Locator	Valve Spring Kit	Beehive Valve Spring Kit
	21740700LK	72910-4 72438-4	73114-4	75741-4	77118-4	86776-4	73114HK1	N/A
	21740701LK	72910-4 72438-4	73114-4	75741-4	77118-4	86776-4	73114HK1	N/A
	21740702LK	72910-4 72438-4	73114-4	75741-4	77118-4	86776-4	73114HK1	N/A
	21740703LK	72910-4 72438-4	73114-4	75741-4	77118-4	86776-4	73114HK1	N/A
	21740704LK	72910-4 72438-4	73114-4	75741-4	77118-4	86776-4	73114HK1	N/A
	21740705LK	72910-4 72438-4	73114-4	75741-4	77118-4	86776-4	73114HK1	N/A
	21740710LK	72910-4 72438-4	74856-4	77756-4	77118-4	86776-4	N/A	74856HK1
	21740711LK	72910-4 72438-4	74856-4	77756-4	77118-4	86776-4	N/A	74856HK1
	21740712LK	72910-4 72438-4	74856-4	77756-4	77118-4	86776-4	N/A	74856HK1
	21740713LK	72910-4 72438-4	74856-4	77756-4	77118-4	86776-4	N/A	74856HK1
	21740714LK	72910-4 72438-4	73114-4	75741-4	77118-4	86776-4	73114HK1	N/A
	21740715LK	72910-4 72438-4	74856-4	77756-4	77118-4	86776-4	N/A	74856HK1
	21740716LK	72910-4 72438-4	74856-4	77756-4	77118-4	86776-4	N/A	74856HK1
	21740717LK	72910-4 72438-4	73114-4	75741-4	77118-4	86776-4	73114HK1	N/A
	21740718LK	72910-4 72438-4	73114-4	75741-4	77118-4	86776-4	73114HK1	N/A

NOTE: Part numbers in **BLUE** represent product upgrade

Master Footnote Listing is located on page 2 of this catalog

HARLEY DAVIDSON TWIN CAM ENGINES 2007-PRESENT, 2006 DYNA

HYDRAULIC ROLLER

Voodoo: Lunati's Voodoo series of camshafts deliver more area under the curve than any other series of camshafts. This means more throttle response, quicker acceleration, more vacuum and better efficiency. These factors, combined with maximum horsepower and torque, make Voodoo camshafts the perfect choice for a wide range of high performance applications.

Cam Part #	Pre-2011 Cam #	RPM Range	Valve Lift W/ 1.625 RR IN/EX	Duration @ .053" IN/EX	Advertised Duration IN/EX	LSA/ICL	Valve Lash IN/EX	Description
21760700	88100L	Idle - 5100	.510"/.510"	227/231	281/285	103/100	Hyd/Hyd	Maximum torque for heavy bikes and passenger riding with stock heads. Strong low end & mid range power.
21760701	88101L	1300 - 5300	.510"/.510"	231/235	285/289	104/101	Hyd/Hyd	Good low end and mid range power. Works well with stock compression and heads. Excellent highway performance.
21760702	88102L	1500 - 5500	.510"/.510"	235/239	289/293	105/101	Hyd/Hyd	Potent mid range power for both light and heavy bikes. Very effective for compression ratios up to 9.5:1.
21760703	88103L	1700 - 5700	.510"/.510"	239/243	293/297	106/102	Hyd/Hyd	Strong mid range power for 88-95 c.i. engines. Works well with compression ratios of up to 10:1.
21760704	88104L	1700 - 5900	.510"/.510"	239/247	293/301	107/103	Hyd/Hyd	Strong mid range power for 88-95 c.i. engines. Works well with compression ratios of up to 10:1.
21760705	88105L	1900 - 6100	.510"/.510"	243/251	297/305	108/104	Hyd/Hyd	Ideally suited for larger c.i. motors. Performs well with higher compression ratios and aftermarket exhaust systems.
21760710	88110L	1700 - 5700	.561"/.569"	239/243	293/297	105/101	Hyd/Hyd	Strong mid range power for 88-95 c.i. engines. Works well with compression ratios of up to 10:1.
21760711	88111L	1900 - 5900	.569"/.577"	243/247	297/301	105/101	Hyd/Hyd	Ideally suited for larger c.i. motors. Performs well with higher compression ratios and aftermarket exhaust systems.
21760712	88112L	2100 - 6100	.577"/.585"	247/251	301/305	106/102	Hyd/Hyd	Great power in mid to upper RPM range. Likes upgraded fuel and aftermarket exhausts and higher compression ratios.
21760713	88113L	2300 - 6300	.585"/.593"	251/255	305/309	106/102	Hyd/Hyd	Maximum upper RPM power. Great for large c.i. engines with increased compression and fuel/exhaust system upgrades.
21760714	88114L	2500 - 6500	.593"/.601"	255/259	309/313	107/103	Hyd/Hyd	Maximum upper RPM power. Great for large 95-107+ c.i. engines with increased compression and fuel/exhaust system upgrades.
21760715	88115L	1900 - 6100	.569"/.585"	243/251	297/305	107/103	Hyd/Hyd	Ideally suited for larger c.i. motors. Performs well with higher compression ratios and aftermarket exhaust systems.
21760716	88116L	2100 - 6300	.577"/.593"	247/255	301/309	109/105	Hyd/Hyd	Great power in mid to upper RPM range. Likes upgraded fuel and aftermarket exhausts and higher compression ratios.
21760717	88117L	2300 - 6500	.585"/.601"	251/259	305/309	109/105	Hyd/Hyd	Maximum upper RPM power. Great for large c.i. engines with increased compression and fuel/exhaust system upgrades.
21760718	88118L	2500 - 6700	.593"/.601"	255/263	309/317	109/105	Hyd/Hyd	Maximum upper RPM power. Great for large 95-107+ c.i. engines with increased compression and fuel/exhaust system upgrades.

CAMSHAFTS

LIFTERS

VALVE SPRINGS

ROCKER ARMS

PUSHRODS

TIMING SETS

MISCELLANEOUS



HARLEY DAVIDSON TWIN CAM ENGINES 2007-PRESENT, 2006 DYNA

HYDRAULIC ROLLER

CAMSHAFTS

LIFTERS

VALVE SPRINGS

ROCKER ARMS

PUSHRODS

TIMING SETS

MISCELLANEOUS

	Cam and Lifter Kit	Lifters	Springs	Retainers	Locks	Spring Locator	Valve Spring Kit	Beehive Valve Springs Kit
	21760700LK	72910-4 72438-4	74856-4	77757-4	N/A	N/A	N/A	74856HK2
	21760701LK	72910-4 72438-4	74856-4	77757-4	N/A	N/A	N/A	74856HK2
	21760702LK	72910-4 72438-4	74856-4	77757-4	N/A	N/A	N/A	74856HK2
	21760703LK	72910-4 72438-4	74856-4	77757-4	N/A	N/A	N/A	74856HK2
	21760704LK	72910-4 72438-4	74856-4	77757-4	N/A	N/A	N/A	74856HK2
	21760705LK	72910-4 72438-4	74856-4	77757-4	N/A	N/A	N/A	74856HK2
	21760710LK	72910-4 72438-4	74856-4	77757-4	N/A	N/A	N/A	74856HK2
	21760711LK	72910-4 72438-4	74856-4	77757-4	N/A	N/A	N/A	74856HK2
	21760712LK	72910-4 72438-4	74856-4	77757-4	N/A	N/A	N/A	74856HK2
	21760713LK	72910-4 72438-4	74856-4	77757-4	N/A	N/A	N/A	74856HK2
	21760714LK	72910-4 72438-4	74856-4	77757-4	N/A	N/A	N/A	74856HK2
	21760715LK	72910-4 72438-4	74856-4	77757-4	N/A	N/A	N/A	74856HK2
	21760716LK	72910-4 72438-4	74856-4	77757-4	N/A	N/A	N/A	74856HK2
	21760717LK	72910-4 72438-4	74856-4	77757-4	N/A	N/A	N/A	74856HK2
	21760718LK	72910-4 72438-4	74856-4	77757-4	N/A	N/A	N/A	74856HK2

NOTE: Part numbers in **BLUE** represent product upgrade

Master Footnote Listing is located on page 2 of this catalog

HOLDEN V8 253-308 1968-1988

HYDRAULIC FLAT TAPPET

Bracket Master: The Bracket Master Camshafts are the best choice for some high performance street machines and mild performance bracket racing applications. They provide excellent power over a broad power band and give that lopey idle that is so popular.

Cam Part #	Pre-2011 Cam #	RPM Range	Valve Lift W/ 1.6 RR IN/EX	Duration @ .050" IN/EX	Advertised Duration IN/EX	LSA/ICL	Valve Lash IN/EX	Description
10820401	38201	2200 - 6000	.499"/.499"	230/230	285/285	110/105	Hyd/Hyd	Excellent mid and upper RPM power. Best with 2400 stall converter. Great for street/strip performance.

Voodoo: Lunati's Voodoo series of camshafts deliver more area under the curve than any other series of camshafts. This means more throttle response, quicker acceleration, more vacuum and better efficiency. These factors, combined with maximum horsepower and torque, make Voodoo camshafts the perfect choice for a wide range of high performance applications.

10820700	68200	Idle - 5000	.466"/.485"	207/213	250/256	112/108	Hyd/Hyd	Very strong torque and increased HP. Works great for daily driving and towing applications.
10820701	68201	1000 - 5500	.485"/.499"	213/219	256/262	112/108	Hyd/Hyd	Best mild performance cam. Great for performance oriented marine towing applications. Perfect street rod cam. Has slightly noticeable idle, works with stock converter, A/C, power brakes.
10820702	68202	1400 - 5800	.499"/.522"	219/227	262/268	112/108	Hyd/Hyd	Mid-level performance street cam with excellent drivability. Exceptional replacement for muscle car type cams with automatic transmissions. Works well with stock type exhaust manifolds and dual plane intake with mild 4 bbl carb.
10820703	68203	1800 - 6200	.522"/.539"	227/233	268/276	110/106	Hyd/Hyd	This high performance street cam likes 2400 RPM stall, 700 CFM carb, dual plane intake and headers. Makes un-equalled power to 6200 RPM.



HOLDEN V8 253-308 1968-1988

HYDRAULIC FLAT TAPPET

CAMSHAFTS

LIFTERS

VALVE SPRINGS

ROCKER ARMS

PUSHRODS

TIMING SETS

MISCELLANEOUS

Cam and Lifter Kit	Complete Kit	Lifters	Springs	Retainers	Locks	Valve Spring Kit	Valve Seals	Timing Set	Pushrods	Rocker Arms
10820401LK ²⁶	10820401K ²⁶	71969PR-16 71969-16	73943-16 74818-16	75742-16 75595-16	77048-16 77111-16	73943K3 74818K5	78503-16	N/A	7100-16	N/A
10820700LK ²⁶	10820700K ²⁶	71969PR-16 71969-16	73943-16 74818-16	75742-16 75595-16	77048-16 77111-16	73943K3 74818K5	78503-16	N/A	7100-16	N/A
10820701LK ²⁶	10820701K ²⁶	71969PR-16 71969-16	73943-16 74818-16	75742-16 75595-16	77048-16 77111-16	73943K3 74818K5	78503-16	N/A	7100-16	N/A
10820702LK ²⁶	10820702K ²⁶	71969PR-16 71969-16	73943-16 74818-16	75742-16 75595-16	77048-16 77111-16	73943K3 74818K5	78503-16	N/A	7100-16	N/A
10820703LK ²⁶	10820703K ²⁶	71969PR-16 71969-16	73943-16 74818-16	75742-16 75595-16	77048-16 77111-16	73943K3 74818K5	78503-16	N/A	7100-16	N/A

NOTE: Part numbers in **BLUE** represent product upgrade

Master Footnote Listing is located on page 2 of this catalog

HOLDEN V8 304-350 1988-1998

HYDRAULIC FLAT TAPPET

Bracket Master: The Bracket Master Camshafts are the best choice for some high performance street machines and mild performance bracket racing applications. They provide excellent power over a broad power band and give that lopey idle that is so popular.

Cam Part #	Pre-2011 Cam #	RPM Range	Valve Lift W/ 1.6 RR IN/EX	Duration @ .050" IN/EX	Advertised Duration IN/EX	LSA/ICL	Valve Lash IN/EX	Description
10810401	38101	2200 - 6000	.499"/.499"	230/230	285/285	110/105	Hyd/Hyd	Excellent mid and upper RPM power. Best with 2400 stall converter. Great for street/strip performance.
<p>Voodoo: Lunati's Voodoo series of camshafts deliver more area under the curve than any other series of camshafts. This means more throttle response, quicker acceleration, more vacuum and better efficiency. These factors, combined with maximum horsepower and torque, make Voodoo camshafts the perfect choice for a wide range of high performance applications.</p>								
10810700	68100	Idle - 5000	.466"/.485"	207/213	250/256	112/108	Hyd/Hyd	Very strong torque and increased HP. Compatible with stock TBI and MPI type fuel injection. Works great daily driving and mild towing applications.
10810701	68101	1000 - 5500	.485"/.499"	213/219	256/262	112/108	Hyd/Hyd	Best mild performance cam. Works excellent in TPI fuel injection applications with programming. Perfect street rod cam. Has slightly noticeable idle, works with stock converter, A/C, power brakes.
10810702	68102	1400 - 5800	.499"/.522"	219/227	262/268	112/108	Hyd/Hyd	Mid-level performance street cam with excellent drivability. Exceptional replacement for muscle car type cams with automatic transmissions. Works well with stock type exhaust manifolds and dual plane intake with mild 4 bbl carb.
10810703	68103	1800 - 6200	.522"/.539"	227/233	268/276	110/106	Hyd/Hyd	Out-powers all others. This high performance street cam likes 2400 RPM stall, 700 CFM carb, dual plane intake and headers. Makes unequaled power to 6200 RPM.



HOLDEN V8 304-350 1988-1998

HYDRAULIC FLAT TAPPET

CAMSHAFTS

LIFTERS

VALVE SPRINGS

ROCKER ARMS

PUSHRODS

TIMING SETS

MISCELLANEOUS

	Cam and Lifter Kit	Complete Kit	Lifters	Springs	Retain-ers	Locks	Valve Spring Kit	Valve Seals	Timing Set	Pushrods	Rocker Arms
	10810401LK	10810401K ²⁶	71969PR-16 71969-16	73943-16 74818-16	75742-16 75595-16	77048-16 77111-16	73943K3 74818K5	78503-16	N/A	7100-16	N/A
	10810700LK	10810700K ²⁶	71969PR-16 71969-16	73943-16 74818-16	75742-16 75595-16	77048-16 77111-16	73943K3 74818K5	78503-16	N/A	7100-16	N/A
	10810701LK	10810701K ²⁶	71969PR-16 71969-16	73943-16 74818-16	75742-16 75595-16	77048-16 77111-16	73943K3 74818K5	78503-16	N/A	7100-16	N/A
	10810702LK	10810702K ²⁶	71969PR-16 71969-16	73943-16 74818-16	75742-16 75595-16	77048-16 77111-16	73943K3 74818K5	78503-16	N/A	7100-16	N/A
	10810703LK	10810703K ²⁶	71969PR-16 71969-16	73943-16 74818-16	75742-16 75595-16	77048-16 77111-16	73943K3 74818K5	78503-16	N/A	7100-16	N/A

NOTE: Part numbers in **BLUE** represent product upgrade

Master Footnote Listing is located on page 2 of this catalog



CAMSHAFTS

LIFTERS

VALVE SPRINGS

ROCKER ARMS

PUSHERS

TIMING SETS

MISCELLANEOUS

BUICK 181-252 EVEN-FIRE V6

HYDRAULIC FLAT TAPPET

Cam Part #	RPM Range	Valve Lift W/ 1.55 RR IN/EX	Duration @ .050" IN/EX	Advertised Duration IN/EX	LSA/ICL	Valve Lash IN/EX	Description
06250	800 - 4500	.406"/.406"	201/201	262/262	112	Hyd/Hyd	Good torque and mileage. Smooth idle.
06255	1000 - 5000	.455"/.455"	210/210	260/260	110	Hyd/Hyd	Good low end torque and mid range power. Good idle.
06256	1200 - 5200	.472"/.472"	218/218	268/268	110	Hyd/Hyd	Good street grind with a slight lope at idle.
00252	1800 - 5600	.472"/.496"	214/224	280/290	112	Hyd/Hyd	Street performance cam, especially at highway speed, works well with nitrous. Good idle.
00251	2000 - 5800	.496"/.496"	224/224	290/290	112	Hyd/Hyd	Strong mid range power, use lower gears if possible, headers are recommended. Decent idle.

CHEVROLET SMALL BLOCK 254/262 1955-1998

HYDRAULIC FLAT TAPPET

Cam Part #	RPM Range	Valve Lift W/ 1.5 RR IN/EX	Duration @ .050" IN/EX	Advertised Duration IN/EX	LSA/ICL	Valve Lash IN/EX	Description
301A1	Idle - 4800	.401"/.432"	199/207	254/262	112/106	Hyd/Hyd	Works well in 262-305 c.i. motors in heavier vehicles. Idle/vacuum excellent, works with all power accessories.
301A2	Idle - 5200	.432"/.441"	207/211	262/266	112/106	Hyd/Hyd	Good for 305-406 c.i. motors, very good idle/vacuum. For passenger cars or 4WD. Works with all power accessories.
301A3	Idle - 5400	.441"/.454"	211/217	266/272	110/104	Hyd/Hyd	Good for 283-400 c.i. motors, slight lope at idle, works with power brakes. Biggest cam for 350 c.i. motors with TBI. Good for towing or in 4WD applications.
301A4	Idle - 5500	.441"/.454"	211/221	266/276	112/106	Hyd/Hyd	Great cam for heavier vehicles with 350-406 c.i. motors such as vans or 4WD's. Good idle and vacuum.
06101	1000 - 4800	.393"/.393"	201/201	262/262	112/108	Hyd/Hyd	Excellent low end and mid range torque and mileage. Very good vacuum. Smooth idle.
06107	1000 - 5000	.427"/.453"	205/215	255/265	112/108	Hyd/Hyd	Excellent off road and performance cam in 350 c.i. motor. Very good vacuum. Good idle.
80350	1000 - 5000	.454"/.454"	216/216	265/265	110/105	Hyd/Hyd	Daily usage, fuel efficiency plus performance. 50 State legal. Good idle.
06105	1200 - 5000	.441"/.441"	210/210	260/260	110/106	Hyd/Hyd	Excellent HP and mid range torque for towing in 350 c.i. motor. Good idle.
06106	1400 - 5200	.441"/.453"	210/215	260/265	112/108	Hyd/Hyd	Good low and mid range power for towing or mild performance applications. Good idle.
90350	1500 - 4500	.427"/.454"	204/216	253/265	112/107	Hyd/Hyd	Mild performance applications, good for towing. 50 State Legal. Smooth idle.
301A7	1000 - 5500	.454"/.454"	221/221	276/276	114/110	Hyd/Hyd	Excellent cam to replace GM's 350 HP cam, also popular vacuum rule cam for oval track applications.



CHEVROLET SMALL BLOCK 254/262 1955-1998

SOLID ROLLER

Cam Part #	RPM Range	Valve Lift W/ 1.5 RR IN/EX	Duration @ .050" IN/EX	Advertised Duration IN/EX	LSA/ICL	Valve Lash IN/EX	Description
53901	6500 - 9500	.728"/.683"	280/291	320/326	111/107	.026"/.028"	Excellent drag race cam for 300-340 c.i. motors with Buick heads. Needs 6500 RPM stall converter or 5-speed transmission, headers, 13:1+ compression and 5.38+ gearing. Works well with 1.7/1.6 rocker arm ratios. Rough idle.
53902	6500 - 9800	.710"/.689"	282/292	322/328	112/108	.024"/.028"	Excellent Competition Eliminator, Super Stock or Modified cam for 280-306 c.i. motors with Buick heads. Needs 6500 RPM stall converter or 5-speed transmission, headers, 13:1+ compression ratio and 5.13+ gearing. Rough idle.
53903	6800 - 9800	.710"/.666"	282/295	322/338	113/109	.026"/.028"	Excellent Competition Eliminator cam in 310-390 c.i. motors with Buick head. Needs Lenco or clutchless 5-speed transmission, headers, 13:1+ compression ratio and 5.38+ gearing. Works well in altered or dragster. Rough idle.

CHEVROLET BIG BLOCK 396-454 1965-1996

HYDRAULIC FLAT TAPPET

Cam Part #	RPM Range	Valve Lift W/ 1.7 RR IN/EX	Duration @ .050" IN/EX	Advertised Duration IN/EX	LSA/ICL	Valve Lash IN/EX	Description
302A1	Idle - 4500	.454"/.454"	199/199	254/254	112/108	Hyd/Hyd	Good stock replacement cam for 325 HP 396 c.i. motors or low compression 427 c.i. motors. Excellent low end torque and HP. Excellent idle.
06207	Idle - 4500	.459"/.483"	195/205	245/255	110/106	Hyd/Hyd	Good cam for low end and mid range torque and HP. Excellent for RV's or tow vehicles. Smooth idle.
90454	1600 - 4600	.485"/.502"	210/218	258/266	114/109	Hyd/Hyd	Good idle. Works with TBI fuel injection. Daily usage off road and towing, good low and midrange torque and HP. 50 State Legal
06205	1600 - 4800	.500"/.513"	210/215	260/265	112/108	Hyd/Hyd	Has good low end and mid range torque and HP. Works well in big c.i. engines in RV type vehicles. Good idle.
06204	1800 - 5000	.500"/.500"	210/210	260/260	110/106	Hyd/Hyd	Has good low end torque and mid range HP. Works well with headers. Good idle.
80454	1800 - 5000	.515"/.515"	216/216	253/253	110/105	Hyd/Hyd	Smooth idle, daily usage, good mid range torque and HP.
30202	1200 - 4500	.460"/.500"	212/220	276/290	110/108	Hyd/Hyd	Good cam for street performance, has very good torque and a broad power range. Smooth idle.
30208	2000 - 5000	.540"/.550"	225/235	275/285	110/108	Hyd/Hyd	Good cam for high performance street applications, has good low end and mid range torque and HP. Needs 2000 RPM stall converter, headers, 9:1 compression or better and 3.55 gearing. Works well with nitrous. Good idle.
302B1	4000 - 6000	.570"/.590"	244/254	300/312	114/110	Hyd/Hyd	Excellent cam in 496-540 c.i. motors and very easy on valvetrain parts. Needs 4000 RPM stall converter or better, headers, 10:1+ compression ratio and 4.10+ gearing. 850 CFM carburetor recommended. Rough idle.
302B2	4500 - 6500	.600"/.625"	247/255	304/312	110/104	Hyd/Hyd	Good cam for bracket racing applications, has strong mid range and top end torque and HP. Needs 4500 RPM stall converter, headers, 11:1 compression ratio and 4.10+ gearing. Rough idle.
30221	3000 - 6500	.600"/.612"	245/250	294/299	114/112	Hyd/Hyd	Strong high performance street/strip cam. Needs 3000-3500 RPM stall converter, headers, 10:1 compression ratio, 4.10 gearing, head work and improved induction system. Rough idle.

CAMSHAFTS

LIFTERS

VALVE SPRINGS

ROCKER ARMS

PUSHRODS

TIMING SETS

MISCELLANEOUS

CHEVROLET BIG BLOCK 396-454 1965-1996

SOLID FLAT TAPPET

Cam Part #	RPM Range	Valve Lift W/ 1.7 RR IN/EX	Duration @ .050" IN/EX	Advertised Duration IN/EX	LSA/ICL	Valve Lash IN/EX	Description
08203	2000 - 6000	.552"/.552"	232/232	268/268	108/104	.026"/.028"	Good for high performance street or Pro Street cam, good low end and mid range torque and HP. Lopey idle.
08202	4000 - 7200	.605"/.609"	259/266	312/317	108/106	.022"/.024"	Excellent for Pro Street applications. Needs 4000 RPM stall converter, headers, 10.5:1+ compression ratio and 4.10+ gearing. Rough idle.
402A4	2800 - 7000	.570"/.586"	248/255	282/292	112/106	.020"/.022"	Good cam for high performance street or mild bracket racing applications. Needs 3000 RPM stall converter, headers, 9.5:1 compression ratio and 3.73+ gearing. Fair idle.
40232	3000 - 6500	.549"/.559"	252/262	300/310	110/108	.025"/.027"	Good cam for high performance street or bracket racing applications in 396-468 c.i. motors. Needs 3500 RPM stall converter, headers, 10.5:1+ compression and 4.10+ gearing. Rough idle.
40209	3000 - 6800	.574"/.588"	249/258	290/300	110/108	.032"/.032"	Good cam for bracket racing application with 396 c.i. motor or Pro Street application with 427 c.i. motor. Needs 3000-3500 RPM stall converter, headers, 10:1+ compression ratio and 4.10 gearing. Rough idle.
402A9	3000 - 6800	.586"/.586"	255/264	292/302	112/108	.022"/.024"	Excellent bracket racing cam with very strong top end torque and HP. Needs 3500-4000 RPM stall converter, headers, 11:1 compression ratio and 4.10 gearing. Rough idle.
40212	4000 - 7600	.592"/.598"	265/271	305/314	109/107	.030"/.032"	Excellent cam for bracket racing or Pro Street applications in 396-468 c.i. motors. Needs 4000 RPM stall converter or better, headers, 11:1+ compression ratio and 4.56 gearing. Rough idle.

CHEVROLET GEN VI 454, 502 1996-2000

HYDRAULIC ROLLER

Cam Part #	RPM Range	Valve Lift W/ 1.7 RR IN/EX	Duration @ .050" IN/EX	Advertised Duration IN/EX	LSA/ICL	Valve Lash IN/EX	Description
54850	2500 - 6500	.595"/.612"	242/252	300/310	110/108	Hyd/Hyd	Excellent mid range and upper RPM torque and HP. Needs 2500 RPM stall converter or better, headers, 9.5:1+ compression ratio and 3.73+ gearing. Rough idle.



CHRYSLER 273-360 1967-PRESENT

HYDRAULIC FLAT TAPPET

Cam Part #	RPM Range	Valve Lift W/ 1.5 RR IN/EX	Duration @ .050" IN/EX	Advertised Duration IN/EX	LSA/ICL	Valve Lash IN/EX	Description
304A1	Idle - 5000	.456"/.456"	210/210	256/256	112/106	Hyd/Hyd	Excellent replacement cam for stock engines with improved low end and mid range torque and horse-power. Works with all power accessories. Good idle.
80360	1200 - 5000	.454"/.454"	216/216	265/265	110/105	Hyd/Hyd	Daily usage, fuel efficiency plus performance. Good idle.

CHRYSLER 361-440 1958-PRESENT

HYDRAULIC FLAT TAPPET

Cam Part #	RPM Range	Valve Lift W/ 1.5 RR IN/EX	Duration @ .050" IN/EX	Advertised Duration IN/EX	LSA/ICL	Valve Lash IN/EX	Description
06305	1000 - 5000	.441"/.441"	210/210	260/260	110	Hyd/Hyd	Works well in 400-440 c.i. motors for towing or daily street usage. Smooth idle.
337A1	Idle - 5500	.485"/.485"	220/220	266/266	110/104	Hyd/Hyd	Good cam for high performance street applications with strong torque and horsepower throughout power range in 383-440 c.i. motors. Will work with all power accessories. Good idle.
337A2	2800 - 6000	.514"/.536"	231/239	276/284	108/102	Hyd/Hyd	Good cam for high performance street and mild race applications. Needs 3000 RPM stall converter, headers, 9.5:1 compression ratio and 3.90 gearing. Lopey idle.

FORD V8 351W 1969-1996 AND 302 H.O. 1962-1996 FIRING ORDER 1-3-7-2-6-5-4-8

HYDRAULIC FLAT TAPPET

81302	2000/5500	.512"/.512"	220/220	281/281	110/106	Hyd/Hyd	This cam is 50 state legal. Good low and mid range HP. Lopey idle.
-------	-----------	-------------	---------	---------	---------	---------	--------------------------------------------------------------------

FORD 429-460 1968-1997

HYDRAULIC FLAT TAPPET

Cam Part #	RPM Range	Valve Lift W/ 1.73 RR IN/EX	Duration @ .050" IN/EX	Advertised Duration IN/EX	LSA/ICL	Valve Lash IN/EX	Description
316A1	Idle - 5000	.499"/.524"	207/217	262/272	112/108	Hyd/Hyd	Good cam for increase in torque, HP and economy over stock cam. Works with all power accessories. Smooth idle.
316A2	Idle - 5500	.524"/.524"	217/217	272/272	112/106	Hyd/Hyd	Good cam for street performance in Dually to Continental. Works with power accessories. Good idle.
06165	1000 - 5000	.508"/.508"	210/210	260/260	110/106	Hyd/Hyd	Good cam for towing applications in vans or trucks with increased mid range torque and HP. Smooth idle.
06169	1200 - 5400	.509"/.483"	210/218	260/286	114/110	Hyd/Hyd	Excellent cam for towing or off road applications with good mid range torque and HP. Good idle.
80460	1800 - 5000	.518"/.513"	216/228	265/277	112/107	Hyd/Hyd	Daily performance usage and fuel efficiency. Good idle.

CAMSHAFTS

LIFTERS

VALVE SPRINGS

ROCKER ARMS

PUSHRODS

TIMING SETS

MISCELLANEOUS

LUNATI CAM UPGRADE SERVICES

Below is a list of extra services and treatments available for your camshaft.

Nitride Heat Treatment (Part #97010) – Increase surface hardness of flat tappet cams to increase lifespan.

Micropolishing (Part #97023) – Removes minute blemishes in cam surface to increase durability of cam.

1 Cylinder Cam Profiling (Part #97017) – Lift, duration and lobe centerline measurements performed on two lobes of the cam. **Complete Cam Profiling (Part #97018)** – Lift, duration and lobe centerline measurements performed on all cam lobes, accurate to within .00001".

Replacement Dowel Pin (Part #97016) – In the event the old dowel pin is damaged, it is removed and a new pin is inserted.

Dual Dowel Pins (Part #97011) – Two dowel pins are inserted and timing gear is machined for new configuration.

Drilling & Tapping Cam Nose (Part #97024) – Nose of the cam is drilled and tapped to adapt from a single bolt timing set to a three-bolt timing set (Viper cams only).

Rear Cam Journal Groove (Part #97012) – A groove is cut into the rear journal of '55-'57 Chevy Small Blocks and '65-'66 Chevy Big Blocks to accommodate for the oiling systems used during those years.

Rear Pump Drive (Part #97015) – Fuel pump runs from the rear of the cam rather than traditional placement (Sprint Car style engines).

Cam Lobe Side Cutting (Part #97025) – Keeps lifters from coming in contact with adjacent lobes when lifter bores have been enlarged.

Cam Journal Sleeving (Part #97026) – A sleeve is placed around the standard rear journal to increase the size of the journal to make it compatible with rear roller bearing usage.

Fuel Pump Lobe Re grind (Part #97019) – Refinishing of the fuel pump lobe if it has been damaged or is showing extreme wear.

VALVETRAIN COMPONENTS



Today's aggressive camshaft profiles require advanced valvetrain components to efficiently control valve movement. Lunati has been in the valvetrain business for over four decades and manufactures a full line of street and track proven lifters, pushrods, valve springs, rocker arms and timing sets. Using the latest in technological advancements, Lunati engineers have developed perfectly matched valvetrain components for their line of camshafts in order to endure extreme racing conditions and deliver winning performance.



PERFORMANCE REPLACEMENT HYDRAULIC LIFTERS

Intended to be a replacement for stock hydraulic lifters, the Lunati Performance Replacement Hydraulic Lifters provide better performance and durability for mild racing and street applications. Reduced weight allows the check valve disc to close quicker, which results in faster pressure buildup. This pressure increases the stiffness of the lifter and allows the engine to rev higher before valve float occurs. The Performance Replacement Hydraulic Lifters have a longer piston than other competition and stock lifters. This feature provides a larger surface area to distribute the load and increases longevity. Oiling is better controlled through constant contact between the metering valve and pushrod seat, which also prevents the lifters from being over-oiled at high speeds.

- Better performance and durability for street and mild race applications
- Longer piston provides larger surface area to better distribute load
- Better oil control prevents over-oiling at high speeds



Part #	Description	Diameter	Weight	Seat Height
AMC				
71977PR-12	V6 199-258	.903"	109g	1.88"
71977PR-16	V8 290-401	.903"	109g	1.88"
Buick				
71969PR-12	V6 181-252	.842"	98g	2.05"
71969PR-16	V8 350-455	.842"	98g	2.05"
Cadillac				
71969PR-16	V8 368-500	.842"	98g	2.05"
Chevrolet/GM				
71217PR-12	V6 60° 173, 207, 2.8L-3.4L	.842"	96g	2.05"
71817PR-12	V6 200-262, L6 194-292	.842"	94g	1.99"
71817PR-16	V8 262-400, 396-454	.842"	94g	1.99"
Chrysler				
71977PR-16	V8 A 273-360	.903"	109g	1.88"
71812PR-16	V8 B 361-440 '58-67, 426 Hemi	.903"	110g	1.91"
71977PR-16	V8 B 361-440 '68-Present	.903"	109g	1.88"
Ford				
71952PR-8	2300cc 4 Cylinder	.842"	118g	2.49"
71949PR-12	6 Cylinder 144-250	.875"	97g	1.88"
71900PR-12	6 Cylinder 240-300	.875"	105g	2.05"
71900PR-16	V8 221-302, 351C-400M, 351W, 370-460	.875"	105g	2.05"
71949PR-16	V8 352-428 FE	.875"	97g	1.88"
Oldsmobile				
71951PR-16	V8 260-455	.842"	97g	2.05"
Pontiac				
71969PR-8	151 4 Cylinder '77-78	.842"	98g	2.05"
71951PR-8	151 4 Cylinder '79-Present	.842"	97g	2.05"
71951PR-16	V8 265-455	.842"	97g	2.05"



MICRO-TROL HYDRAULIC LIFTERS

Lunati Micro-Trol Hydraulic Lifters are designed for performance applications where precise oil control is an absolute necessity. To obtain higher RPM potential and maximum performance, this lifter is engineered with the plunger held in place by a full contact snap ring specially designed to be an integral part of the lifter assembly. This design is more durable than wire clip locking rings that come apart at high RPM, thus destroying the lifter.



Part #	Description	Diameter	Weight	Seat Height
AMC				
71977-12	V6 199-258	.903"	109g	1.88"
71977-16	V8 290-401	.903"	109g	1.88"
Buick				
71969-12	V6 181-252	.842"	98g	2.05"
71969-16	V8 350-455	.842"	98g	2.05"
Cadillac				
71969-16	V8 368-500	.842"	98g	2.05"
Chevrolet/GM				
71217-12	V6 60° 173, 207, 2.8L-3.4L	.842"	96g	2.05"
71817-12	V6 200-262, L6 194-292	.842"	94g	1.99"
71817-16	V8 262-400, 396-454	.842"	94g	1.99"
Chrysler				
71977-16	V8 A 273-360	.903"	109g	1.88"
71812-16	V8 B 361-440 '58-67, 426 Hemi	.903"	110g	1.91"
71977-16	V8 B 361-440 '68-Present	.903"	109g	1.88"
Ford				
71952-8	2300cc 4 Cylinder	.842"	118g	2.49"
71949-12	6 Cylinder 144-250	.875"	97g	1.88"
71900-12	6 Cylinder 240-300	.875"	105g	2.05"
71900-16	V8 221-302, 351C-400M, 351W, 370-460	.875"	105g	2.05"
71949-16	V8 352-428 FE	.875"	97g	1.88"
Oldsmobile				
71951-16	V8 260-455	.842"	97g	2.05"
Pontiac				
71969-8	151 4 Cylinder '77-78	.842"	98g	2.05"
71951-8	151 4 Cylinder '79-Present	.842"	97g	2.05"
71951-16	V8 265-455	.842"	97g	2.05"

CAMSHAFTS

LIFTERS

VALVE SPRINGS

ROCKER ARMS

PUSHRODS

TIMING SETS

MISCELLANEOUS

HYDRAULIC RACE LIFTERS

All of the components of the Lunati Hydraulic Race Lifters are held to higher tolerances for superior performance. The plunger has a much tighter fit to the body, which reduces the amount of leaked pressure, keeping the lifter stiffer and more responsive. The one-piece pushrod seat is heat treated, which prevents the seat from damage and is equipped with a heavy duty snap ring to reduce wear and increase durability. The Hydraulic Race Lifters have a pre-load that can be set to .000"-.030" and are the best option for racers looking to go beyond a stock replacement lifter.



71817G

Part #	Description	Diameter	Weight	Seat Height
Chevrolet/GM				
71817G-16	V8 264-400, 396-454	.842"	104g	2.01"
Ford				
71900G-16	V8 221-302, 351C-400M, 351W, 370-460	.875"	122g	2.01"

HVL VACUUM HYDRAULIC LIFTERS

- Provide improved low-end torque, engine vacuum and idle quality
- Typical vacuum increases between 3-5 inches at idle when paired with larger cam
- Fully adjustable up to .030" lash
- Best suited for classes that have vacuum rules and require adjustable valve trains



73817

Part #	Description	Diameter	Weight	Seat Height
AMC				
73201-12	V6 199-258	.903"	109g	2.06"
73201-16	V8 290-402	.903"	109g	2.06"
Buick				
73969-12	V6 181-252	.842"	96g	2.02"
73969-16	V8 350-455	.842"	96g	2.02"
Cadillac				
73969-16	V8 368-500	.842"	96g	2.00"
Chevrolet/GM				
73817-12	V6 200-262, L6 194-292	.842"	96g	2.00"
73817-16	V8 262-400, 396-454	.842"	96g	2.00"
Chrysler				
73201-16	V8 A 273-360	.903"	109g	2.06"
73201-16	V8 B 361-440 '68-Present	.903"	109g	2.06"
Ford				
73283-12	6 Cylinder 144-250	.875"	95g	1.90"
73900-12	6 Cylinder 240-300	.875"	107g	2.18"
73900-16	V8 221-302, 351C-400M, 351W, 370-460	.875"	107g	2.18"
73283-16	V8 352-428 FE	.875"	95g	1.90"
Oldsmobile				
73951-16	V8 260-455	.842"	98g	2.16"
Pontiac				
73951-16	V8 265-455	.842"	98g	2.16"

SOLID/MECHANICAL LIFTERS

Lunati Solid/Mechanical Lifters are designed to meter the exact amount of oil for optimum performance while maintaining the precise lash needed to allow the camshaft to perform at its best. Available in three versions: standard, micropolished, and micropolished with center oiling.



Part #	Description	Diameter	Weight	Seat Height
AMC				
70998-16	V8 290-401	.903"	101g	1.79"
Chevrolet/GM				
70992-12	V6 200-262, L6 194-292	.842"	98g	1.88"
70992-16	V8 262-400, 396-454	.842"	98g	1.88"
70986-16	V8 262-400, 396-454 (.150" Offset Oiling)	.842"	95g	1.92"
70982-16	V8 262-400, 396-454 (Micropolished)	.842"	96g	1.93"
70984-16	V8 262-400, 396-454 (Center Oiling)	.842"	97g	1.92"
Chrysler				
70937-16	V8 A 273-360	.903"	124g	1.63"
70962-16	V8 A 273-360 (Micropolished)	.903"	99g	1.67"
70964-16	V8 A 273-360 (Center Oiling)	.903"	98g	1.67"
70998-16	V8 A 273-360 (Oils Pushrod)	.903"	101g	1.79"
70937-16	V8 B 361-440	.903"	124g	1.63"
70962-16	V8 B 361-440 (Micropolished)	.903"	99g	1.67"
70964-16	V8 B 361-440 (Center Oiling)	.903"	98g	1.67"
70998-16	V8 B 361-440 (Oils Pushrod)	.903"	101g	1.79"
Ford				
70001-12	6 Cylinder 240-300	.875"	108g	1.95"
70972-16	V8 221-302, 351C-400M, 351W, 370-460 (Micropolished)	.875"	108g	1.93"
70974-16	V8 221-302, 351C-400M, 351W, 370-460 (Center Oiling)	.875"	108g	1.90"
70001-16	V8 221-351W '63-69	.875"	108g	1.95"
70000-16	V8 221-302 '69-Present, 351C-400M, 351W, 370-460	.875"	109g	1.95"
70872-16	V8 352-428 FE	.875"	102g	1.79"
Oldsmobile				
70990-16	V8 260-455	.842"	102g	1.79"
Pontiac				
70990-8	4 Cylinder 151	.842"	86g	1.88"
70990-16	V8 265-455	.842"	86g	1.88"

OEM REPLACEMENT HYDRAULIC ROLLER LIFTERS

Performance replacements for stock hydraulic roller lifters, the Lunati OEM Replacement Hydraulic Roller Lifters are designed to exceed the specifications of all OEM lifters, making them the perfect replacement for stock lifters.

Part #	Description	Diameter	Weight	Seat Height
Chevrolet/GM				
72910-16	V8 262-400, LS	.842"	122g	2.66"
72920-16	V8 454, 502	.842"	121g	2.66"
Ford				
72915-16	V8 221-302, 351W	.875"	135g	2.60"



72910

OEM HYDRAULIC ROLLER INSTALLATION KITS

These kits come with all the components needed to help install hydraulic roller lifters into a block equipped with a hydraulic roller cam.

Part #	Description
Chevrolet/GM	
200900	C4.3 W/O Balance Shaft
205600	C4.3 W/ Balance Shaft
200801	CS LT & Vortec
200800	CS '87-93 Non-Vortec
Ford	
203100	289-400M, Retro-Fit
203500	302 HO FW



200801

STREET PERFORMANCE HYDRAULIC ROLLER LIFTERS

- Drop-in, retro-fit hydraulic roller lifters are ready for installation with no modifications or break-in required
- Captured link bar system ensures precise lifter movement, increasing accuracy and performance
- Manufactured for reliability and durability for engines with a maximum operating range of 6200-6500 RPM



72330-2

Part #	Description	Diameter	Weight	Seat Height
AMC				
72339-16	V8 290-402	.903"	337g	2.72"
Cadillac				
72340-16	V8 368-500	.842"	307g	2.74"
Chevrolet/GM				
72330-16	V8 262-400	.842"	310g	2.73"
72332-16	LS Series	.842"	307g	2.61"
72331-16	V8 396-454, 502	.842"	313g	2.73"
Chrysler				
72337-16	V8 273-360	.903"	335g	2.72"
72338-16	V8 383-440	.903"	337g	2.72"
Ford				
72335-16	V8 221-302, 351W, 351C, 351M, 400	.875"	333g	2.73"
72336-16	V8 352-428, 370-460	.875"	332g	2.73"
Pontiac				
72334-16	V8 265-455	.842"	313g	2.71"

Note: All weights are for pairs including link bar unless otherwise specified.



HIGH RPM HYDRAULIC ROLLER LIFTERS

High RPM Hydraulic Roller Lifters are designed for extreme street and all out racing applications. At over 6500 RPM, the hydraulic internals of a standard roller lifter are susceptible to valve float, which robs the engine of horsepower and can cause serious damage to the valvetrain. Offering increased durability and reliability, these lifters are specifically developed to handle applications producing over that volatile 6500 RPM point.



72430-2

Part #	Description	Diameter	Weight	Seat Height
Chevrolet/GM				
72430-16	V8 262-400	.842"	314g	2.74"
72438-16	V8 262-400 (No Link Bar)	.842"	122g ¹	2.60"
72432-16	LS1/LS6 OE Style	.842"	138g	2.73"
72437-16	LS1/LS6 Retro-Fit	.842"	319g	2.78"
72431-16	V8 396-454, 502	.842"	318g	2.74"
Ford				
72439-16	V8 289-302, 351W, 351C, 351M, 400 Retro-Fit	.875"	338g	2.74"
72440-16	V8 352-428, 429, 460 Retro-Fit	.875"	338g	2.74"

Note: All weights are for pairs including link bar unless otherwise specified.
1. Weight of individual lifter.

SIGNATURE SERIES HYDRAULIC ROLLER LIFTERS

The Signature Series Hydraulic Roller Lifters were specifically designed to eliminate valve float by performing similarly to solid roller lifters while still providing the long, maintenance free life of a hydraulic roller lifter. These lifters are best suited for extreme racing conditions that require the ultimate in performance and reliability.



72530-2

Part #	Description	Diameter	Weight	Seat Height
Chevrolet/GM				
72530-16	V8 262-400 Retro-Fit	.842"	317g	2.73"
72532-16	LS1/LS6 Retro-Fit	.842"	317g	2.73"
72531-16	V8 396-454, 502 Retro-Fit	.842"	318g	2.73"

Note: All weights are for pairs including link bar unless otherwise specified.

CAMSHAFTS

LIFTERS

VALVE SPRINGS

ROCKER ARMS

PUSHRODS

TIMING SETS

MISCELLANEOUS

SOLID HORIZONTAL BAR (POP-UP) ROLLER LIFTERS

Lunati pop-up design roller lifters are ideal for applications that need a quick cam change, whether it be during dyno testing or racing. The unique spring-loaded horizontal bar design reduces valvetrain weight by removing material without decreasing strength or reliability. Each pair of pop-up lifters weighs in at under 200 grams.



72400-2

Part #	Description	Diameter	Weight	Seat Height
Chevrolet/GM				
72400-16	V8 262-400	.842"	191g	1.98"
72401-16	V8 396-454	.842"	195g	1.98"
Accessories				
724	Lifter Case	N/A	N/A	N/A

Note: All weights are for pairs including link bar unless otherwise specified.

SOLID VERTICAL BAR ROLLER LIFTERS

Lunati Solid Vertical Bar Roller Lifters are manufactured from premium materials and machined to exacting tolerances. A heat treatment process further increases strength and durability. The Vertical Bar Lifters feature maximized lifter bore contact, providing more surface area and resulting in less wear. In addition, material is removed from non-critical areas to produce a strong, lightweight lifter that is a reliable choice for racing and street machines alike.

Part #	Description	Diameter	Weight	Seat Height
Chevrolet/GM				
72403-16	V8 262-400 + .300" Tall	.842"	238g	1.89"
72422-16	LS1/LS6	.842"	242g	1.94"
72433-16	LS1/LS6 OE Style (No Link Bar)	.842"	141g ¹	2.74"
72405-16	V8 396-502 + .300" Tall	.842"	241g	1.89"
Chrysler				
72420-16	V8 A 273-360	.903"	246g	1.83"
72421-16	V8 B 383-440	.903"	247g	1.83"
Ford				
72411-16	V8 221-302, 351W	.875"	262g	2.03"
72413-16	V8 351C-400M	.875"	266g	2.03"
72434-16	V8 352-428	.875"	263g	2.03"
72412-16	V8 370, 429, 460	.875"	267g	2.03"
Oldsmobile				
72435-16	V8 260-455	.842"	241g	2.57"
Pontiac				
72436-16	V8 265-455	.842"	241g	2.57"



72403-2

Note: All weights are for pairs including link bar unless otherwise specified.
1. Weight of individual lifter.



SOLID VERTICAL BAR PRESSURIZED OILING ROLLER LIFTERS

Developed for serious racing applications, the pressurized oiling system of these lifters provides constant lubrication through the axle and to the needles. This reduces wear in the axle and increases the durability of the lifter. Also for increased durability, all surfaces are hardened and polished, which makes the body stronger and smoother while reducing friction. These lifters are available in standard height and +.300" height with centered and +.180" offset versions. The solid vertical bar roller lifters with pressurized oiling are held to higher standards than the competition for the ultimate in race lifters.

- Pressurized oiling provides lubrication through the axle to the needles
- Reduced wear in axle and increased lifter durability
- Surface hardened and polished for strength and reduced friction
- Available in standard and +.300" heights with centered and offset versions
- Ultimate race lifters



72443-2

Part #	Description	Diameter	Weight	Seat Height
Chevrolet/GM				
72443-16	V8 262-400 + .300"	.842"	224g	1.89"
72446-16	V8 262-400 + .300" (.180" Offset Intake)	.842"	224g	1.89"
72452-16	V8 262-400 + .300"	.903"	254g	1.89"
72453-16	V8 262-400 + .300" (.180" Offset Intake)	.903"	254g	1.89"
72462-16	LS1/LS6	.842"	227g	1.98"
72463-16	LS Warhawk	.903"	261g	1.99"
72445-16	V8 396-502 + .300"	.842"	223g	1.89"
72447-16	V8 396-502 + .300" (.180" Offset Intake)	.842"	225g	1.89"
72448-16	V8 396-502 + .300"	.903"	257g	1.89"
72449-16	V8 396-502 + .300" (.180" Offset Intake)	.903"	257g	1.89"
Chrysler				
72450-16	V8 273-360	.903"	256g	1.89"
72451-16	V8 383-440	.903"	256g	1.89"
Ford				
72458-16	V8 221-302, 351W	.875"	262g	2.03"
72459-16	V8 351C-400M	.875"	262g	2.03"
72461-16	V8 352-428 FE	.875"	264g	2.03"
72460-16	V8 370, 429, 460	.875"	264g	2.03"

Note: All weights are for pairs including link bar unless otherwise specified.

CAMSHAFTS

LIFTERS

VALVE SPRINGS

ROCKER ARMS

PUSHRODS

TIMING SETS

MISCELLANEOUS

CAMSHAFTS

LIFTERS

VALVE SPRINGS

ROCKER ARMS

PUSHRods

TIMING SETS

MISCELLANEOUS

REV KITS

Used in most endurance racing applications, a rev kit is used to aid the lifter in accurately following the cam profile. As a result, it protects the engine in case of a pushrod or rocker failure by keeping the lifter in the bore. Extruded aluminum rev kits are designed to fit the block and should require no machining. Lunati Rev Kits come with all the necessary springs and buttons and are the failsafe way to prevent catastrophic failure.



90300

Part #	Description
Chevrolet/GM	
90300	V8 262-400
90301	V8 396-454

VALVE SPRINGS

Selecting the proper valve spring to use with your camshaft is extremely important. A wrong choice can damage your engine severely. With most camshafts that Lunati sells, we offer a perfectly matched spring that complements your valve train. Recommended springs are listed on the right hand pages of cam charts on pages 14-271.



VALVE SPRING FITMENT

Valve Spring Pocket Clearance

Valve spring pocket clearance is the gap between the inside diameter of the valve spring pocket (or cup, if used) and the outside diameter of the valve spring.

- Too much clearance will result in the spring "dancing" around in the head, which "beats up" the spring mounting surface and the spring itself. If this is the case, a spring cup may be used. Additional machining of the spring pocket may be required to accept the spring cup.
- Not enough clearance will bind the spring in the pocket, overstressing the bottom coil by limiting its movement and not allowing the spring to "grow." This will cause the bottom coil to wear against the head and/or prematurely fail. Machine the valve pocket using a spring seat cutter if not enough clearance exists.

Valve Spring Retainer Fit

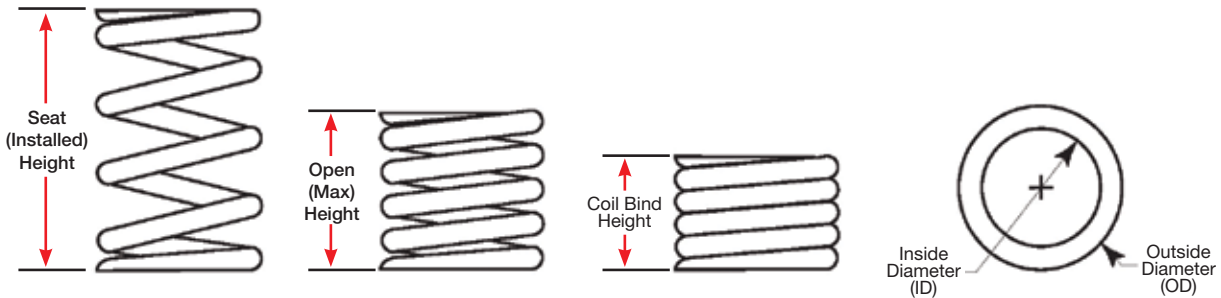
The valve spring retainer should fit the valve spring being used. A slightly snug fit is acceptable, however a fit that is too tight can overstress the top coil and cause it to fail. A fit that is too loose can lead to spring "dancing."

Valve Spring Installed Height

The installed height of the valve spring is the distance between the valve pocket (or cup or shims) and the outer edge of the spring retainer (which is the height of the valve spring) when the valve is closed. To check installed height, follow the procedure outlined below:

1. Install the valve in the guide.
2. Install the retainer and valve locks.
3. Install all spring cups and/or valve spring shims (basically, everything except the valve spring).
4. Hold the valve closed by pulling the retainer up tightly against the valve locks.
5. Measure the distance between the outside edge of the valve spring retainer and the spring seat. A snap gauge or a height micrometer should be used.
6. Check the distance against what is recommended on the camshaft specification card. An installed height of $\pm .020$ " is acceptable.
7. If the installed height is not within $.020$ ", either machining of the valve pocket or removal/installation of valve spring shims is necessary.
8. Repeat this procedure for the rest of the valves.

VALVE SPRING MEASUREMENTS



Seat (Installed) Height: Total height of spring when the valve is closed and spring is unloaded

Valve Spring Open Height: Total height of spring when valve is open and spring is experiencing load (compressing)

Valve Spring Coil Bind: When the valve spring is fully compressed to the point that all of the coils are compressed

Valve Spring Diameter: Outside diameter defines the largest diameter of the valve spring. Internal diameter defines the smallest diameter of the interior of the valve spring.

SPRING RETAINER TO VALVE SEAL CLEARANCE

The distance between the innermost step on the valve spring retainer and the valve guide must be .090" larger than the maximum valve lift of the camshaft. Measure the distance between the top of the valve seal to the bottom of the valve spring retainer. After adding .090" to your measurement, it should still be larger than the maximum valve lift of the camshaft. If not, machining of the valve guide is necessary for adequate clearance.

VALVE SPRING COIL CLEARANCE

Coil clearance is the distance between the valve spring coils when the valve is its maximum lift (fully open). A minimum of .060" must exist between the coils at maximum lift. Coil bind is when the valve spring is compressed fully – to the point that all of the coils are "stacked up" on top of each other. For high RPM applications, .100" is recommended. Coil bind is a catastrophic condition that will result in valve train failure.

Disassemble each spring (if multiple springs are employed at each valve). Check all the springs (both inner and outer springs) and if there is not .060"-.100" minimum of clearance between the coils, the solutions are: the valve retainer, the valve locks, the valve, or the spring must be changed; the spring pocket must be machined. Keep in mind that these modifications will change the valve spring installed height.

RETAINER TO ROCKER ARM CLEARANCE

When installing the rocker arms, check to see that the inside of the rocker arms clear the spring retainer. Many rocker arms have a "relief" to accommodate large valve spring retainers.

VALVE SPRING RUN-IN

Each set of Lunati valve springs are hand selected to keep load variations below $\pm 10\%$ of the next. However, it is important to break in your new valve springs at low RPM using the following procedure:

1. Start the engine and run the engine between 1500 and 2000 RPM until the engine reaches operating temperature.
2. Shut off the engine and allow the springs to cool.
3. After initial run-in, most springs will lose a slight amount of pressure. Recheck and shim up the valve springs if necessary. After the springs are broken in, spring pressure should remain constant until the point of replacement.



LUNATI VALVE SPRINGS

Lunati Valve Springs are manufactured using chrome silicon valve spring wire and cutting-edge heat treatment processes. This advanced heat-set takes the load loss out of the springs during the manufacturing process, opposed to during first use, to lengthen spring life and make the break-in process easier. These springs offer excellent fatigue life and load loss characteristics that are ideally suited for Saturday night oval track or drag racing.

SINGLE VALVE SPRINGS

Part #	Description	O.D. Outer	I.D. Outer	I.D. Inner	Coil Bind	Seat Load	Open Load	Rate (lbs/in)
73943	Single Valve Spring W/ Damper	1.260"	.876"	N/A	1.028"	98@1.750"	330@1.250"	462
73084	Single Valve Spring W/ Damper	1.450"	1.075"	N/A	1.111"	119@1.750"	246@1.250"	254
73090	Single Valve Spring W/ Damper	1.450"	1.086"	N/A	.985"	80@1.620"	165@1.250"	230
73262	Single Valve Spring W/ Damper	1.495"	1.080"	N/A	1.100"	96@1.660"	238@1.250"	346
73126	Single Valve Spring W/ Damper	1.500"	1.086"	N/A	1.100"	103@1.800"	303@1.250"	364
73815	Single Valve Spring W/ Damper	1.500"	1.086"	N/A	1.094"	120@1.820"	315@1.250"	342
73236	Single Valve Spring W/ Damper	1.540"	1.125"	N/A	1.200"	135@1.930"	355@1.250"	324

DUAL VALVE SPRINGS

Part #	Description	O.D. Outer	I.D. Outer	I.D. Inner	Coil Bind	Seat Load	Open Load	Rate (lbs/in)
73884	Dual Valve Spring W/O Damper	1.297"	.985"	.775"	.898"	90@1.650"	173@1.250"	208
74600	Dual Valve Spring W/ Damper	1.414"	1.070"	.714"	1.130"	130@1.850"	320@1.250"	317
73195	Dual Valve Spring W/ Damper	1.437"	1.076"	.697"	1.050"	115@1.700"	336@1.150"	402
73949	Dual Valve Spring W/ Damper	1.440"	1.096"	.750"	.950"	120@1.650"	319@1.100"	363
73100	Dual Valve Spring W/ Damper	1.450"	1.076"	.730"	1.110"	125@1.850"	325@1.250"	333
74777	Dual Valve Spring W/ Damper	1.460"	1.070"	.700"	1.195"	155@1.850"	420@1.250"	441
73124	Dual Valve Spring W/ Damper	1.510"	1.125"	.697"	1.175"	118@1.880"	355@1.200"	348
74708	Dual Valve Spring W/ Damper	1.510"	1.118"	.745"	1.080"	184@1.850"	422@1.280"	425
73129	Dual Valve Spring W/ Damper	1.535"	1.135"	.754"	1.160"	148@1.880"	432@1.230"	437
73119	Dual Valve Spring W/O Damper	1.540"	1.130"	.814"	1.100"	194@1.950"	579@1.250"	550
73121	Dual Valve Spring W/ Damper	1.540"	1.140"	.794"	1.089"	142@1.940"	402@1.250"	377
73117	Dual Valve Spring W/O Damper	1.550"	1.136"	.824"	1.050"	200@1.800"	596@1.100"	566
73130	Dual Valve Spring W/ Damper	1.550"	1.150"	.795"	1.160"	153@1.900"	383@1.250"	354
73128	Dual Valve Spring W/ Damper	1.550"	1.150"	.795"	1.160"	160@1.880"	383@1.250"	354
73367	Dual Valve Spring W/ Damper	1.550"	1.136"	.746"	1.135"	210@1.950"	556@1.250"	494
73198	Dual Valve Spring W/ Damper	1.625"	1.175"	.769"	1.090"	220@1.900"	694@1.200"	677
73191	Dual Valve Spring W/ Damper	1.639"	1.190"	.783"	1.125"	214@1.950"	662@1.250"	640

CAMSHAFTS

LIFTERS

VALVE SPRINGS

ROCKER ARMS

PUSHRODS

TIMING SETS

MISCELLANEOUS

SIGNATURE SERIES VALVE SPRINGS

Signature Series Valve Springs are manufactured using high-tech, super-clean chrome silicon alloy materials that are held to tighter stress relief and shot peen tolerances, making them stronger and more efficient than others on the market. A micro-peening process is used to increase durability and longevity of the spring, which means you can push harder for longer. In addition, the added heat treatment reduces load loss during operation. Some springs in the series are also nitrided for racers who are looking to increase lift capacity and number of cycles over the life of a spring. The Signature Series Valve Springs are perfect for extreme stress applications such as professional drag and oval track racing.

**SINGLE VALVE SPRING
w/ damper**



73943

**DUAL VALVE SPRING
w/ damper**



75826

**TRIPLE VALVE SPRING
w/o damper**



75846

SIGNATURE SERIES SINGLE VALVE SPRINGS

Part #	Description	O.D. Outer	I.D. Outer	I.D. Inner	Coil Bind	Seat Load	Open Load	Rate (lbs/in)
74680	.590" Lift Single Valve Spring W/ Damper	1.260"	.860"	N/A	1.115"	140@1.750"	410@1.200"	540

TECH TIP

Lunati offers perfectly matched valve spring kits that include valve springs, retainers and locks. See pages 293-297 of this catalog for a full part number listing. If you prefer to purchase your valve spring accessories separately, see pages 298-303 for a complete listing of retainers, locators, locks, lash caps, oil seals and shims.



SIGNATURE SERIES VALVE SPRINGS

SIGNATURE SERIES DUAL VALVE SPRINGS

Part #	Description	O.D. Outer	I.D. Outer	I.D. Inner	Coil Bind	Seat Load	Open Load	Rate (lbs/in)
74721	.650" Lift LS Dual Valve Spring W/O Damper	1.300"	.895"	.655"	1.080"	135@1.800"	400@1.120"	408
75721	.650" Lift LS Nitride Dual Valve Spring W/O Damper	1.300"	.895"	.655"	1.080"	160@1.800"	425@1.120"	408
73925	.650" Lift LS Dual Valve Spring W/O Damper	1.306"	.949"	.676"	1.100"	153@1.810"	400@1.150"	379
74743	.700" Lift Dual Valve Spring W/O Damper	1.550"	1.136"	.812"	1.150"	240@1.900"	598@1.250"	551
74798	.700" Lift Dual Valve Spring W/ Damper	1.625"	1.175"	.769"	1.210"	250@2.000"	648@1.300"	564
74620	.710" Lift Dual Valve Spring W/ Damper	1.514"	1.100"	.706"	1.081"	220@1.850"	550@1.250"	550
74650	.750" Lift Dual Valve Spring W/ Damper	1.514"	1.100"	.706"	1.144"	235@1.950"	587@1.250"	503
74799	.750" Lift Dual Valve Spring W/ Damper	1.625"	1.175"	.769"	1.210"	250@2.050"	673@1.300"	564
74710	.760" Lift Dual Valve Spring W/ Damper	1.524"	1.100"	.706"	1.180"	240@2.000"	642@1.250"	536
74630	.780" Lift Dual Valve Spring W/O Damper	1.500"	1.150"	.816"	1.100"	145@1.940"	423@1.250"	403
74744	.790" Lift Dual Valve Spring W/O Damper	1.570"	1.120"	.796"	1.100"	190@1.950"	747@1.200"	743
74730	.790" Lift Dual Valve Spring W/ Damper	1.620"	1.170"	.764"	1.100"	230@1.950"	670@1.250"	629
74725	.800" Lift Dual Valve Spring W/O Damper	1.550"	1.100"	.788"	1.150"	250@2.000"	765@1.200"	644
75825	.800" Lift Nitride Dual Valve Spring W/O Damper	1.550"	1.100"	.788"	1.150"	250@2.000"	765@1.200"	644
74726	.800" Lift Dual Valve Spring W/ Damper	1.550"	1.100"	.706"	1.150"	275@2.000"	805@1.200"	663
75826	.800" Lift Nitride Dual Valve Spring W/ Damper	1.550"	1.100"	.706"	1.150"	275@2.000"	805@1.200"	663
74660	.800" Lift Dual Valve Spring W/ Damper	1.620"	1.170"	.764"	1.094"	230@1.950"	675@1.250"	636
74670	.810" Lift Dual Valve Spring W/ Damper	1.620"	1.180"	.764"	1.180"	250@2.050"	718@1.250"	585
74740	.820" Lift Dual Valve Spring W/ Damper	1.620"	1.180"	.636"	1.170"	250@2.050"	718@1.250"	585
75830	.850" Lift Dual Valve Spring W/ Damper	1.500"	1.050"	.726"	1.130"	275@2.050"	792@1.200"	780
74724	.850" Lift Dual Valve Spring W/O Damper	1.625"	1.175"	.851"	1.100"	275@2.000"	810@1.150"	629
75824	.850" Lift Nitride Dual Valve Spring W/O Damper	1.625"	1.175"	.851"	1.100"	275@2.000"	810@1.150"	629
74728	.900" Lift Dual Valve Spring W/O Damper	1.625"	1.175"	.851"	1.100"	280@2.100"	847@1.150"	629
75828	.900" Lift Nitride Dual Valve Spring W/O Damper	1.625"	1.175"	.851"	1.100"	280@2.100"	847@1.150"	629
75856	.910" Lift Nitride Dual Valve Spring W/O Damper	1.500"	1.050"	.726"	1.130"	300@2.100"	1002@1.200"	780
75857	.950" Lift Nitride Dual Valve Spring W/O Damper	1.500"	1.050"	.726"	1.130"	375@2.150"	1116@1.200"	780
75860	.950" Lift Nitride Dual Valve Spring W/O Damper	1.522"	1.050"	.726"	1.190"	400@2.250"	1252@1.300"	895
75855	1.000" Lift Nitride Dual Valve Spring W/O Damper	1.500"	1.050"	.726"	1.130"	420@2.175"	1200@1.175"	780
75854	1.000" Lift Nitride Dual Valve Spring W/O Damper	1.550"	1.050"	.726"	1.230"	425@2.300"	1440@1.300"	1015

SIGNATURE SERIES TRIPLE VALVE SPRINGS

Part #	Description	O.D. Outer	I.D. Outer	I.D. Middle	I.D. Inner	Coil Bind	Seat Load	Open Load	Rate (lbs/in)
74746	.800" Lift Triple Valve Spring	1.645"	1.195"	.871"	.635"	1.130"	250@2.050"	801@1.250"	689
75846	.800" Lift Nitride Triple Valve Spring	1.645"	1.195"	.871"	.635"	1.130"	250@2.050"	801@1.250"	689
74747	.800" Lift Triple Valve Spring	1.645"	1.195"	.871"	.635"	1.130"	290@2.070"	835@1.270"	682
75847	.800" Lift Nitride Triple Valve Spring	1.645"	1.195"	.871"	.635"	1.130"	290@2.070"	835@1.270"	682
74748	.900" Lift Triple Valve Spring	1.645"	1.195"	.871"	.635"	1.130"	332@2.100"	950@1.200"	687
75848	.900" Lift Nitride Triple Valve Spring	1.645"	1.195"	.871"	.635"	1.130"	332@2.100"	950@1.200"	687
75858	.950" Lift Nitride Triple Valve Spring	1.645"	1.195"	.871"	.635"	1.130"	350@2.150"	1004@1.200"	688
74749	1.000" Lift Triple Valve Spring	1.645"	1.195"	.871"	.635"	1.130"	375@2.200"	1064@1.200"	689
75849	1.000" Lift Nitride Triple Valve Spring	1.645"	1.195"	.871"	.635"	1.130"	375@2.200"	1064@1.200"	689
74750	1.000" Lift Triple Valve Spring	1.645"	1.195"	.871"	.635"	1.130"	440@2.200"	1129@1.200"	689
75850	1.000" Lift Nitride Triple Valve Spring	1.645"	1.195"	.871"	.635"	1.130"	440@2.200"	1129@1.200"	689
75851	1.050" Lift Nitride Triple Valve Spring	1.667"	1.195"	.871"	.635"	1.160"	450@2.300"	1240@1.250"	752
75852	1.050" Lift Nitride Triple Valve Spring	1.681"	1.195"	.871"	.635"	1.190"	480@2.300"	1315@1.250"	795
75853	1.100" Lift Nitride Triple Valve Spring	1.695"	1.195"	.871"	.635"	1.140"	500@2.300"	1500@1.200"	900
75862	1.100" Lift Nitride Triple Valve Spring	1.725"	1.225"	.871"	.635"	1.134"	475@2.300"	1515@1.200"	945
75863	1.200" Lift Nitride Triple Valve Spring	1.725"	1.225"	.871"	.635"	1.134"	525@2.350"	1565@1.250"	945

CAMSHAFTS

LIFTERS

VALVE SPRINGS

ROCKER ARMS

PUSHRODS

TIMING SETS

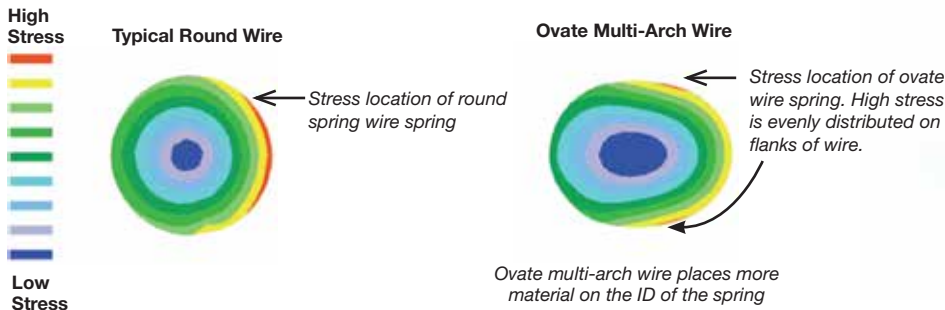
MISCELLANEOUS

SIGNATURE SERIES OVATE BEEHIVE VALVE SPRINGS

In any spring, the inner diameter experiences significantly more stress than the outside. The ovate multi-arch wire design of these revolutionary valve springs places more material on the inner diameter of the spring, which more evenly distributes stress throughout the wire cross-section and increases the overall life of the spring. Other features of the Signature Series Ovate Beehive Valve Springs include reduced mass in the retainer end of the spring, which increases RPM potential, and reduced coil surging for more valve control and longevity. Lastly, a thinner cross-section wire gives more coil bind clearance to allow for camshafts with higher lift or higher ratio rocker arms. The Signature Series Ovate Beehive Valve Springs are the ultimate in cutting-edge valvetrain performance.



75818



Part #	Description	O.D. Big End	I.D. Big End	O.D. Small End	I.D. Small End	Coil Bind	Seat Load	Open Load	Rate (lbs/in.)
Chevrolet									
74881	.525" Lift SBC Ovate Beehive Valve Spring	1.240"	.825"	1.065"	.650"	1.115"	110@1.700"	292@1.175"	347
75809	.550" Lift LS Stock Eliminator Ovate Beehive Valve Spring	1.250"	.845"	1.055"	.650"	1.190"	150@1.800"	390@1.250"	436
74815	.600" Lift LS/SBC Ovate Beehive Valve Spring	1.290"	.885"	1.055"	.650"	1.140"	105@1.800"	293@1.200"	313
74818	.600" Lift LS/SBC Ovate Beehive Valve Spring	1.290"	.885"	1.055"	.650"	1.140"	130@1.800"	318@1.200"	313
75818	.600" Lift LS/SBC Ovate Nitride Beehive Valve Spring	1.290"	.885"	1.055"	.650"	1.140"	130@1.800"	318@1.200"	313
74820	.600" Lift BBC Ovate Beehive Valve Spring	1.445"	1.000"	1.095"	.650"	1.210"	155@1.880"	377@1.280"	370
75820	.600" Lift BBC Ovate Nitride Beehive Valve Spring	1.445"	1.000"	1.095"	.650"	1.210"	155@1.880"	377@1.280"	370
74895	.600" Lift Ovate Beehive Valve Spring	1.415"	1.000"	1.065"	.650"	1.040"	137@1.700"	305@1.100"	280
74886	.650" Lift Ovate Beehive Valve Spring	1.415"	1.000"	1.065"	.650"	1.040"	123@1.750"	284@1.175"	280
74855	.700" Lift Ovate Beehive Valve Spring	1.445"	.990"	1.186"	.731"	1.220"	160@1.950"	425@1.300"	408
Chrysler									
74835	.580" Lift Hemi 5.7L/6.1L Ovate Beehive Valve Spring	1.210"	.805"	1.035"	.630"	1.160"	135@1.800"	350@1.200"	358
75835	.580" Lift Hemi 5.7L/6.1L Ovate Nitride Beehive Valve Spring	1.210"	.805"	1.035"	.630"	1.160"	135@1.800"	350@1.200"	358
74815	.600" Lift Hemi Ovate Beehive Valve Spring	1.290"	.885"	1.055"	.650"	1.140"	105@1.800"	293@1.200"	313
74818	.600" Lift Hemi Ovate Beehive Valve Spring	1.290"	.885"	1.055"	.650"	1.140"	130@1.800"	318@1.200"	313
75818	.600" Lift Hemi Ovate Nitride Beehive Valve Spring	1.290"	.885"	1.055"	.650"	1.140"	130@1.800"	318@1.200"	313
75883	.610" Lift SRT Ovate Beehive Valve Spring	1.250"	.845"	1.055"	.680"	1.080"	110@1.750"	328@1.150"	363
Ford									
74823	.500" Lift 4.6L 4V Ovate Beehive Valve Spring	1.105"	.742"	.943"	.580"	.900"	90@1.470"	252@.970"	324
75823	.500" Lift 4.6L 4V Ovate Nitride Beehive Valve Spring	1.105"	.742"	.930"	.580"	.880"	85@1.500"	252@.970"	324
74833	.550" Lift 4.6L 3V Ovate Beehive Valve Spring	1.025"	.662"	.930"	.567"	1.060"	105@1.670"	270@1.120"	300
74813	.550" Lift 4.6L 2V Ovate Beehive Valve Spring	1.061"	.738"	.959"	.636"	1.020"	80@1.640"	185@1.090"	191
74814	.600" Lift 4.6L 2V Ovate Beehive Valve Spring	1.061"	.698"	.999"	.636"	1.040"	100@1.640"	265@1.080"	275

CAMSHAFTS

LIFTERS

VALVE SPRINGS

ROCKER ARMS

PUSHRODS

TIMING SETS

MISCELLANEOUS



LUNATI VALVE SPRING KITS

- Properly matched kits give you the most performance possible from your spring assembly
- Kits include: springs, retainers, locks and all other necessary components for a complete installation



Kit #	Spring #	Retainer #	Lock #	Valve Stem Size	Lock Angle	Valve Groove Type
73084K1	73084-16	75743-16	77003-16	11/32"	7°	Single
73084K2	73084-12	75743-12	77003-12	11/32"	7°	Single
73090K1	73090-8	75743-8	77003-8	11/32"	7°	Single
73100K1	73100-16	75743-16	77003-16	11/32"	7°	Single
73100K2	73100-16	75740-16	77111-16	11/32"	10°	Single
73100K3	73100-16	75744-16	77012-16	3/8"	7°	Two & Four
73100K4	73100-16	75744-16	77006-16	11/32"	7°	Four
73100K5	73100-12	75743-12	77003-12	11/32"	7°	Single
73100K6	73100-8	75743-8	77003-8	11/32"	7°	Single
73100K7	73100-16	75740-16	77127-16	3/8"	10°	Two & Four
73100K8	73100-16	75744-16	77002-16	3/8"	7°	Four
73100K9	73100-16	75744-16	77004-16	3/8"	7°	Single
73100K10	73100-16	75740-16	77110-16	.308"/5/16"	10°	Single
73100K11	73100-16	75740-16	77126-16	3/8"	10°	Four
73117K4	73117-16	75741-16	77126-16	3/8"	10°	Four
73117K1	73117-16	75741-16	77111-16	11/32"	10°	Single
73121K1	73121-16	75748-16	77112-16	3/8"	10°	Single
73121K2	73121-16	75748-16	77111-16	11/32"	10°	Single
73121K3	73121-16	75780-16	77004-16	3/8"	7°	Single
73121K4	73121-16	75782-16	77003-16	11/32"	7°	Single
73121K5	73121-16	75748-16	77127-16	3/8"	10°	Two & Four
73124K1	73124-16	75744-16	77004-16	3/8"	7°	Single
73124K2	73124-16	75780-16	77012-16	3/8"	7°	Two & Four
73124K3	73124-16	75741-16	77127-16	3/8"	10°	Two & Four
73124K4	73124-16	75741-16	77111-16	11/32"	10°	Single
73124K5	73124-16	75741-16	77112-16	3/8"	10°	Single
73126K1	73126-16	75744-16	77004-16	3/8"	7°	Single
73126K2	73126-16	75743-16	77003-16	11/32"	7°	Single
73126K3	73126-16	75744-16	77112-16	3/8"	10°	Single

Chart Continued On Following Page →

CAMSHAFTS

LIFTERS

VALVE SPRINGS

ROCKER ARMS

PUSHRODS

TIMING SETS

MISCELLANEOUS

LUNATI VALVE SPRING KITS *Continued from page 293*

Kit #	Spring #	Retainer #	Lock #	Valve Stem Size	Lock Angle	Valve Groove Type
73126K4	73126-16	75744-16	77006-16	11/32"	7°	Four
73126K5	73126-12	75744-12	77004-12	3/8"	7°	Single
73126K6	73126-16	75740-16	77111-16	11/32"	10°	Single
73128K1	73128-16	76732-16	77126-16	3/8"	10°	Four
73128K2	73128-16	75749-16	77126-16	3/8"	10°	Four
73129K1	73129-16	75741-16	77111-16	11/32"	10°	Single
73130K1	73130-16	75749-16	77111-16	11/32"	10°	Single
73191K1	73191-16	76733-16	77112-16	3/8"	10°	Single
73191K2	73191-16	76733-16	77111-16	11/32"	10°	Single
73195K1	73195-16	75740-16	77126-16	3/8"	10°	Four
73195K2	73195-16	75740-16	77111-16	11/32"	10°	Single
73198K1	73198-16	76733-16	77111-16	11/32"	10°	Single
73236K1	73236-16	75780-16	77004-16	3/8"	7°	Single
73262K1	73262-16	75744-16	77002-16	3/8"	7°	Four
73262K2	73262-16	75743-16	77003-16	11/32"	7°	Single
73262K3	73262-16	75740-16	77126-16	3/8"	10°	Four
73262K4	73262-16	75740-16	77112-16	3/8"	10°	Single
73262K5	73262-16	75744-16	77004-16	3/8"	7°	Single
73367K1	73367-16	75748-16	77111-16	11/32"	10°	Single
73367K2	73367-16	75748-16	77112-16	3/8"	10°	Single
73367K3	73367-16	76732-16	77112-16	3/8"	10°	Single
73367K4	73367-16	75748-16	77127-16	3/8"	10°	Two & Four
73815K1	73815-16	75744-16	77002-16	3/8"	7°	Four
73815K2	73815-16	75744-16	77004-16	3/8"	7°	Single
73815K3	73815-16	75743-16	77006-16	11/32"	7°	Four
73815K4	73815-16	75744-16	77012-16	3/8"	7°	Two & Four
73815K5	73815-16	75743-16	77003-16	11/32"	7°	Single
73815K6	73815-16	75740-16	77127-16	3/8"	10°	Two & Four
73815K7	73815-16	75740-16	77111-16	11/32"	10°	Single
73815K8	73815-16	75740-16	77112-16	3/8"	10°	Single
73884K1	73884-8	75967-8	77006-8	11/32"	7°	Four
73943K1	73943-16	75742-16	77003-16	11/32"	7°	Single
73943K2	73943-12	75742-12	77003-12	11/32"	7°	Single
73943K3	73943-16	75742-16	77048-16	11/32"	7°	Single
73949K1	73949-16	75744-16	77002-16	3/8"	7°	Four
73949K2	73949-16	75743-16	77003-16	11/32"	7°	Single
73949K3	73949-8	75743-8	77003-8	11/32"	7°	Single
73949K4	73949-16	75740-16	77126-16	3/8"	10°	Four
73949K5	73949-16	75740-16	77111-16	11/32"	10°	Single
74600K1	74600-16	75740-16	77112-16	3/8"	10°	Single

Note: Parts in blue include titanium retainers.

CAMSHAFTS

LIFTERS

VALVE SPRINGS

ROCKER ARMS

PUSHRODS

TIMING SETS

MISCELLANEOUS



SIGNATURE SERIES VALVE SPRING KITS

SIGNATURE SERIES VALVE SPRING KITS

Based around the Lunati Signature Series Valve Springs, the Signature Series Valve Spring Kits are ideal for high stress applications such as professional drag and oval track racing. Every retainer, lock, locator and cup was specifically chosen to get the most out of each corresponding Signature Series Spring.



74820K1

Kit #	Spring #	Retainer #	Lock #	Locator/Cup #	Valve Stem Size	Lock Angle	Valve Groove Type
74818K1	74818-16	75774-16	77123-16	86705-16	8mm	7°	Single
74818K2	74818-16	75787-16	77003-16	86705-16	11/32"	7°	Single
74818K4	74818-16	75595-16	77132-16	86705-16	8mm	10°	Single - Bead Style
74818K5	74818-16	75595-16	77111-16	86705-16	11/32"	10°	Single
74818K6	74818-16	75595-16	77114-16	86705-16	11/32"	10°	Single +.050"
74818K8	74818-16	75595-16	77124-16	86705-16	11/32"	10°	Four
74818K9	74818-16	75595-16	77127-16	86705-16	3/8"	10°	Two & Four
75818K1	75818-16	75774-16	77123-16	86705-16	8mm	7°	Single
75818K2	75818-16	75787-16	77003-16	86705-16	11/32"	7°	Single
75818K4	75818-16	75595-16	77132-16	86705-16	8mm	10°	Single - Bead Style
75818K5	75818-16	75595-16	77111-16	86705-16	11/32"	10°	Single
75818K6	75818-16	75595-16	77114-16	86705-16	11/32"	10°	Single +.050"
75818K8	75818-16	75595-16	77124-16	86705-16	11/32"	10°	Four
75818K9	75818-16	75595-16	77127-16	86705-16	3/8"	10°	Two & Four
74820K1	74820-16	75595-16	77111-16	86796-16	11/32"	10°	Single
74820K2	74820-16	75595-16	77111-16	86797-16	11/32"	10°	Single
74820K3	74820-16	75595-16	77112-16	86796-16	3/8"	10°	Single
74820K4	74820-16	75595-16	77112-16	86797-16	3/8"	10°	Single
74820K5	74820-16	75595-16	77114-16	86796-16	11/32"	10°	Single +.050"
74820K6	74820-16	75595-16	77114-16	86797-16	11/32"	10°	Single +.050"
74820K7	74820-16	75595-16	77116-16	86796-16	3/8"	10°	Single +.050"
74820K8	74820-16	75595-16	77116-16	86797-16	3/8"	10°	Single +.050"
74820K9	74820-16	75595-16	77124-16	86796-16	11/32"	10°	Four
74820K10	74820-16	75595-16	77124-16	86797-16	11/32"	10°	Four
74820K11	74820-16	75595-16	77127-16	86796-16	3/8"	10°	Two & Four
74820K12	74820-16	75595-16	77127-16	86797-16	3/8"	10°	Two & Four
74820HK1	74820-4	75595-4	77118-4	86796-4	.310"	10°	Single
74820HK2	74820-4	75594-4	77118-4	86796-4	.310"	10°	Single
75820K1	75820-16	75595-16	77111-16	86796-16	11/32"	10°	Single
75820K2	75820-16	75595-16	77111-16	86797-16	11/32"	10°	Single
75820K3	75820-16	75595-16	77112-16	86796-16	3/8"	10°	Single
75820K4	75820-16	75595-16	77112-16	86797-16	3/8"	10°	Single
75820K5	75820-16	75595-16	77114-16	86796-16	11/32"	10°	Single +.050"
75820K6	75820-16	75595-16	77114-16	86797-16	11/32"	10°	Single +.050"
75820K7	75820-16	75595-16	77116-16	86796-16	3/8"	10°	Single +.050"

Chart Continued On Following Page →

CAMSHAFTS

LIFTERS

VALVE SPRINGS

ROCKER ARMS

PUSHRODS

TIMING SETS

MISCELLANEOUS

SIGNATURE SERIES VALVE SPRING KITS



SIGNATURE SERIES VALVE SPRING KITS *Continued from page 295*

Kit #	Spring #	Retainer #	Lock #	Locator/Cup #	Valve Stem Size	Lock Angle	Valve Groove Type
75820K8	75820-16	75595-16	77116-16	86797-16	3/8"	10°	Single +.050"
75820K9	75820-16	75595-16	77124-16	86796-16	11/32"	10°	Four
75820K10	75820-16	75595-16	77124-16	86797-16	11/32"	10°	Four
75820K11	75820-16	75595-16	77127-16	86796-16	3/8"	10°	Two & Four
75820K12	75820-16	75595-16	77127-16	86797-16	3/8"	10°	Two & Four
75820K13	75820-4	75595-4	77118-4	86796-4	.310"	10°	Single
75820K14	75820-4	75594-4	77118-4	86796-4	.310"	10°	Single
74855K1	74855-16	76185-16	77111-16	N/A	11/32"	10°	Single
74855K2	74855-16	76185-16	77112-16	N/A	3/8"	10°	Single
74855K3	74855-16	76185-16	77114-16	N/A	11/32"	10°	Single +.050"
74855K4	74855-16	76185-16	77116-16	N/A	3/8"	10°	Single +.050"
74895K1	74895-16	75595-16	77111-16	86694-16	11/32"	10°	Single
74895K2	74895-16	75595-16	77126-16	86694-16	3/8"	10°	Four
74895K3	74895-16	75595-16	77112-16	86694-16	3/8"	10°	Single
74886K1	74886-16	75595-16	77111-16	86796-16	11/32"	10°	Single
74721K1	74721-16	76154-16	77123-16	N/A	8mm	7°	Single
75825K1	75825-16	76731-16	77111-16	N/A	11/32"	10°	Single
75825K2	75825-16	76731-16	77126-16	N/A	3/8"	10°	Four
75825K3	75825-16	76731-16	77127-16	N/A	3/8"	10°	Two & Four
75824K1	75824-16	76733-16	77112-16	N/A	3/8"	10°	Single
75824K2	75824-16	76733-16	77111-16	N/A	11/32"	10°	Single
75848K1	75848-16	76739-16	77112-16	N/A	3/8"	10°	Single
75848K2	75848-16	76739-16	77111-16	N/A	11/32"	10°	Single
74620K1	74620-16	75748-16	77111-16	N/A	11/32"	10°	Single
74620K2	74620-16	75740-16	77111-16	N/A	11/32"	10°	Single
74620K3	74620-16	75748-16	77112-16	N/A	3/8"	10°	Single
74620K4	74620-16	76730-16	77111-16	N/A	11/32"	10°	Single
74620K5	74620-16	75748-16	77126-16	N/A	3/8"	10°	Four
74620K6	74620-16	76730-16	77126-16	N/A	3/8"	10°	Four
74630K1	74630-16	76729-16	77111-16	N/A	11/32"	10°	Single
74630K2	74630-16	76729-16	77112-16	N/A	3/8"	10°	Single
74630K3	74630-16	75749-16	77112-16	N/A	3/8"	10°	Single
74630K4	74630-16	75749-16	77111-16	N/A	11/32"	10°	Single
74650K1	74650-16	75748-16	77112-16	N/A	3/8"	10°	Single
74650K2	74650-16	75748-16	77111-16	N/A	11/32"	10°	Single
74650K3	74650-16	76730-16	77111-16	N/A	11/32"	10°	Single
74650K4	74650-16	75748-16	77127-16	N/A	3/8"	10°	Two & Four
74650K5	74650-16	76730-16	77127-16	N/A	3/8"	10°	Two & Four
74660K1	74660-16	76733-16	77111-16	N/A	11/32"	10°	Single
74660K2	74660-16	76733-16	77112-16	N/A	3/8"	10°	Single
74660K3	74660-16	76733-16	77118-16	N/A	.310"	10°	Single
74670K1	74670-16	76733-16	77111-16	N/A	11/32"	10°	Single
74670K2	74670-16	76733-16	77112-16	N/A	3/8"	10°	Single
74680K1	74680-16	75750-16	77111-16	N/A	11/32"	10°	Single
74743K1	74743-16	76731-16	77111-16	N/A	11/32"	10°	Single
74743K2	74743-8	76731-8	77111-8	N/A	11/32"	10°	Single
74744K1	74744-16	76731-16	77111-16	N/A	11/32"	10°	Single
74744K2	74744-16	76731-16	77112-16	N/A	3/8"	10°	Single
74747K1	74747-16	76739-16	77112-16	N/A	3/8"	10°	Single
74748K1	74748-16	76739-16	77112-16	N/A	3/8"	10°	Single
	74748-16	76739-16	77110-16	N/A	5/16"	10°	Single

Note: Parts in blue include titanium retainers.

CAMSHAFTS

LIFTERS

VALVE SPRINGS

ROCKER ARMS

PUSHRODS

TIMING SETS

MISCELLANEOUS

LS DUAL VALVE SPRING KITS

The LS Dual Valve Spring Kits come complete with dual valve springs, retainers, spring locators, locks and valve seals that are ready for drop-in installation on many popular LS applications. Using a Signature Series Valve Spring, Lunati engineers have developed new wear-favorable, lightweight alloy steel retainers and locators. These designs prevent chafing in the spring pockets of aluminum heads, making the combination unbeatable for both serious performance street and drag racing. A titanium retainer option is also available. Other features include:

- Locks equipped with inner bead locks; 7° interference angle between locks and retainers causes the locks to clamp valve stems more tightly
- Valve seals are made from Viton synthetic rubber and are steel jacketed to guarantee seals remain tight around guides and are protected from springs
- Viton material is ideal for resisting heat and aggressive racing oil additives that cause swelling and distortion

**BEST
SELLER**



Kit #	Spring #	Retainer #	Lock #	Locator/Cup #	Valve Seal #	Valve Stem Size	Lock Angle	Valve Groove Type
73925K1	73925-16	75793-16	77123-16	86873-16	78511-16	8mm	7°	Single
73925K2	73925-16	75794-16	77048-16	86731-16	78518-16	11/32"	7°	Single
73925K3	73925-16	77717-16	77123-16	86873-16	78511-16	8mm	7°	Single
73925K4	73925-16	76717-16	77123-16	86873-16	78511-16	8mm	7°	Single

Note: Parts in blue include titanium retainers.
Note: Parts in red include tool steel retainers.

HARLEY DAVIDSON VALVE SPRING KITS

- Specifically engineered to get the most power out of Harley upgrades
- Available with either steel or titanium retainers
- Perfect match for Lunati Harley Davidson camshafts



Kit #	Spring #	Retainer #	Lock #	Locator #	Valve Stem Size	Lock Angle	Valve Groove Type
74708K1	74708-4	75749-4	77118-4	86784-4	.310"	10°	Single
74708K2	74708-4	76727-4	77118-4	86784-4	.310"	10°	Single
74777K1	74777-4	75740-4	77118-4	86770-4	.310"	10°	Single
74777K2	74777-4	76730-4	77118-4	86770-4	.310"	10°	Single
74820HK1	74820-4	75595-4	77118-4	86796-4	.310"	10°	Single
74820HK2	74820-4	75594-4	77118-4	86796-4	.310"	10°	Single
74820K13	75820-4	75595-4	77118-4	86796-4	.310"	10°	Single
74820K14	75820-4	75594-4	77118-4	86796-4	.310"	10°	Single
73114HK1	73114-4	75741-4	77118-4	86776-4	.310"	10°	Single
74856HK1	74856-4	77756-4	77118-4	86776-4	.310"	10°	Single
74856HK2	74856-4	77757-4	N/A	N/A	N/A	N/A	N/A

Note: Parts in blue include titanium retainers.
Note: Parts in red include tool steel retainers.

CAMSHAFTS

LIFTERS

VALVE SPRINGS

ROCKER ARMS

PUSHRODS

TIMING SETS

MISCELLANEOUS

STEEL RETAINERS

Lunati Steel Retainers are made from 4140 chrome moly steel, which is stronger and harder than standard 1020 steel. This increased strength to weight ratio results in a stronger yet lighter retainer. Steel retainers are available for 5/16", 3/8", 11/32" and valve stem diameters as well as 7° and 10° locks. All steel retainers from Lunati are black oxide coated for corrosion resistance.

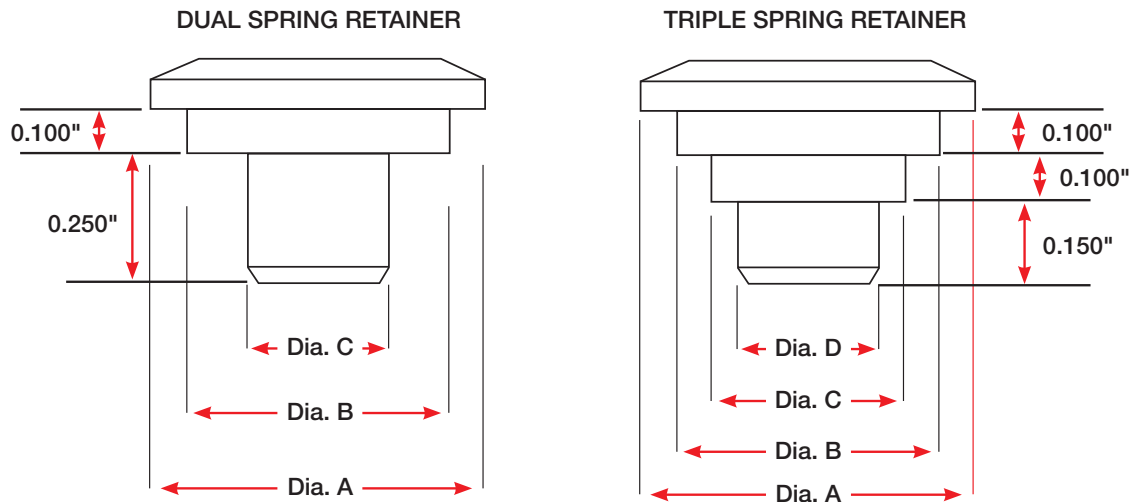


75743

See diagram on page 299

Part #	Description	Lock Angle	Valve Stem Size	Valve Spring Diameter	Dia. A	Dia. B	Dia. C	Dia. D
7° Steel Retainers								
75786-12	Ford 3.8L/4.2L	7°	Stock	Stock	.930"	.640"	N/A	N/A
75799-32	Ford 4.6L W/ 4 Valve Cylinder Head W/ #74823 or #75823 Valve Spring	7°	Stock	.943"	.900"	.570"	N/A	N/A
75700-24	Ford 4.6L W/ 3 Valve Cylinder Head W/ #74833 Valve Spring	7°	Stock	.959"	.930"	.630"	N/A	N/A
75792-16	Ford 4.6L W/ 2 Valve Cylinder Head W/ #74813 or #74814 Valve Spring	7°	Stock	.959"	.930"	.630"	N/A	N/A
75761-16	Chrysler Hemi 5.7L W/ #74815, #74818 or #75818 Valve Spring	7°	Stock	1.055"	1.000"	.640"	N/A	N/A
75774-16	LS W/ #74815, #74818 or #75818 Valve Spring	7°	Stock	1.055"	1.030"	.640"	N/A	N/A
75787-16	For #74815, #74818 or #75818 in Non LS Based Engine	7°	11/32"	1.055"	1.030"	.640"	N/A	N/A
75783-16	LS NHRA Stocker	7°	Stock	1.215"	1.030"	.610"	N/A	N/A
75742-16	Chevrolet V6 & V8 Buick	7°	11/32"	1.250"	1.230"	.870"	.650"	N/A
75793-16	LS W/ #73925 Valve Spring	7°	Stock	1.300"	1.200"	.945"	.675"	N/A
75794-16	Non LS W/ #73925 Valve Spring	7°	11/32"	1.300"	1.172"	.945"	.675"	N/A
75775-16	LS W/ 1.430"-1.460" O.D. Spring	7°	Stock	1.430"-1.460"	1.300"	1.070"	.690"	N/A
75768-16	1.430"-1.460" O.D. Spring	7°	11/32"	1.437"-1.500"	1.400"	1.030"	.690"	N/A
75743-16	Chevrolet, Ford, Oldsmobile and Pontiac	7°	11/32"	1.437"-1.500"	1.400"	1.060"	.690"	N/A
75744-16	Chevrolet, Chrysler and Ford	7°	3/8"	1.437"-1.500"	1.400"	1.060"	.690"	N/A
75780-16	7° Version of Part #75741-16	7°	3/8"	1.500"-1.550"	1.500"	1.115"	.690"	N/A
75782-16	Dual Valve Spring	7°	11/32"	1.500"-1.550"	1.500"	1.115"	.690"	N/A
10° Steel Retainers								
75595-16	For #74820 or #75820 Valve Spring	10°	All	1.095"	1.050"	.640"	N/A	N/A
75750-16	SBC, Chevrolet and Buick	10°	All	1.250"	1.240"	.870"	.735"	N/A
75747-16	Dual Valve Spring	10°	All	1.437"-1.500"	1.400"	1.050"	.690"	N/A
75740-16	Dual Valve Spring	10°	All	1.437"-1.500"	1.400"	1.060"	.690"	N/A
75748-16	Dual Valve Spring	10°	All	1.500"-1.550"	1.500"	1.095"	.710"	N/A
75741-16	Dual Valve Spring	10°	All	1.500"-1.550"	1.500"	1.115"	.690"	N/A
75746-16	Triple Valve Spring	10°	All	1.500"-1.550"	1.500"	1.120"	.830"	.640"
75749-16	Dual Valve Spring	10°	All	1.500"-1.550"	1.500"	1.125"	.745"	N/A
75912-16	Dual Valve Spring	11°	11/32"	1.250"	1.200"	.860"	.600"	N/A

RETAINER DIMENSIONS



TOOL STEEL RETAINERS

Lunati Tool Steel Retainers offer all the strength properties of traditional chrome moly steel retainers but are specially tooled to reduce weight. Weighing approximately one-third less than chrome moly steel retainers and only marginally more than titanium, tool steel retainers from Lunati have exceptional strength and wear characteristics. If you're looking for an economical substitute for titanium retainers, tool steel is the best option for your weekend racing applications.

- Tool steel offers strength of traditional steel but are tooled to reduce weight without decreasing strength
- Weigh one-third less than steel and only slightly more than titanium
- Economical substitute for titanium retainers for weekend racers



Part #	Description	Lock Angle	Valve Stem Size	Valve Spring Diameter	Dia. A	Dia. B	Dia. C	Dia. D
7° Tool Steel Retainers								
77772-16	Single Valve Spring	7°	8mm	1.055"-1.290"	1.030"	.640"	N/A	N/A
77779-16	Dual Valve Spring	7°	8mm	1.290"	1.172"	.910"	.646"	N/A
77754-16	Dual Valve Spring	7°	8mm	1.250"	1.235"	.860"	.610"	N/A
77717-16	Dual Valve Spring	7°	8mm	1.320"	1.200"	.945"	.675"	N/A
10° Tool Steel Retainers								
77756-16	Single Valve Spring	10°	All	1.055"-1.290"	1.050"	.725"	N/A	N/A
77730-16	Dual Valve Spring	10°	All	1.437"-1.500"	1.437"	1.065"	.700"	N/A
77731-16	Dual Valve Spring	10°	All	1.500"-1.550"	1.387"	1.100"	.800"	N/A
77732-16	Dual Valve Spring	10°	All	1.500"-1.550"	1.500"	1.110"	.710"	N/A

TITANIUM RETAINERS

For racers looking to get the maximum amount of power out of their engines, Lunati Titanium Retainers are the way to go. With the greatest combination of high stiffness and light weight, titanium retainers are made from a premium 6AL4V alloy that is heat treated for durability and strength. Held to the highest tolerances to produce minimal warpage, titanium retainers from Lunati are the ultimate for high performance, racing applications.



75594

Part #	Description	Lock Angle	Valve Stem Size	Valve Spring Diameter	Dia. A	Dia. B	Dia. C	Dia. D
7° Titanium Retainers								
76798-32	Ford 4.6L W/ 4 Valve Cylinder Head W/ #74823 or #75823 Valve Spring	7°	Stock	.943"	.900"	.570"	N/A	N/A
76702-24	Ford 4.6L W/ 3 Valve Cylinder Head W/ #74833 Valve Spring	7°	Stock	.959"	.930"	.630"	N/A	N/A
76791-16	Ford 4.6L W/ 2 Valve Cylinder Head W/ #74813 or #74814 Valve Spring	7°	Stock	.959"	.930"	.630"	N/A	N/A
76762-16	Chrysler Hemi 5.7L W/ #74815, #74818 or #75818 Valve Spring	7°	Stock	1.055"	1.000"	.640"	N/A	N/A
76772-16	LS W/ #74815, #74818 or #75818 Valve Spring	7°	8mm	1.055"	1.030"	.640"	N/A	N/A
76788-16	For #74815, #74818 or #75818 in Non LS Based Engine	7°	11/32"	1.055"	1.030"	.640"	N/A	N/A
76154-16	For #74721 or #75721 Valve Spring	7°	8mm	1.250"	1.235"	.860"	.610"	N/A
76717-16	Dual Valve Spring	7°	8mm	1.320"	1.270"	.945"	.675"	N/A
76776-16	LS W/ 1.430"-1.460" O.D. Spring	7°	8mm	1.430"-1.460"	1.300"	1.070"	.690"	N/A
10° Titanium Retainers								
75594-16	For #74820 or #75820 Valve Spring	10°	All	1.300"	1.050"	.640"	N/A	N/A
76185-16	For #74855 Valve Spring	10°	All	1.585"	1.150"	.725"	N/A	N/A
76728-16	Single Spring	10°	All	1.250"	1.240"	.870"	.735"	N/A
76120-16	Single Spring	10°	8mm	1.250"	1.115"	.873"	N/A	N/A
76730-16	Dual Spring	10°	All	1.437"-1.500"	1.437"	1.065"	.700"	N/A
76731-16	Dual Spring	10°	All	1.500"-1.550"	1.437"	1.100"	.800"	N/A
76732-16	Dual Spring	10°	All	1.500"-1.550"	1.500"	1.110"	.710"	N/A
76738-16	Dual Spring	10°	All	1.500"-1.550"	1.500"	1.120"	.730"	N/A
76727-16	Dual Spring	10°	All	1.500"-1.550"	1.500"	1.120"	.745"	N/A
76729-16	Dual Spring	10°	All	1.500"-1.550"	1.500"	1.135"	.730"	N/A
76784-16	Dual Spring	10°	All	1.625"	1.450"	1.170"	.840"	N/A
76733-16	Dual Spring	10°	All	1.625"	1.500"	1.180"	.765"	N/A
76721-16	Lightweight Dual Spring	10°	All	1.500"-1.550"	1.437"	1.108"	.708"	N/A
76720-16	Lightweight Dual Spring	10°	All	1.500"-1.550"	1.437"	1.198"	.798"	N/A
76736-16	Triple Spring	10°	All	1.500"-1.550"	1.500"	1.135"	.835"	.635"
76739-16	Triple Spring	10°	All	1.625"	1.500"	1.180"	.870"	.635"
76135-16	Triple Spring +.050" over #76739	10°	All	1.625"	1.500"	1.180"	.870"	.635"
76722-16	Lightweight Triple Spring	10°	All	1.625"	1.437"	1.178"	.868"	.637"



CUPS & LOCATORS

Standard shims cannot handle the extreme pressure that high performance racing engines place on the springs. The solution to this problem is seats made from a high-strength steel alloy that hold the spring in place. The cup version of the seat sits outside of the spring and requires the head to be machined, while the locators fit on the inside of the spring and require no machining.

O.D. LOCATOR CUPS

Part #	Locator Thickness	Locator I.D.	Locator O.D.	Spring O.D.
86704-16	.060"	.640"	1.570"	1.475"
86700-16	.060"	.640"	1.670"	1.565"
86702-16	.060"	.640"	1.730"	1.650"
86708-16	.060"	.640"	1.780"	1.690"
86706-16	.060"	.640"	1.830"	1.740"



86702

I.D. LOCATORS

Part #	Locator Thickness	Locator I.D.	Locator O.D.	Spring I.D.
86695-16	.060"	.520"	1.300"	.640"
86873-16	.060"	.520"	1.300"	.670"
86712-16	.060"	.520"	1.400"	.690"
86713-16	.100"	.535"	1.565"	1.125"
86693-16	.060"	.570"	1.300"	.800"
86705-16	.060"	.570"	1.300"	.875"
86731-16	.100"	.570"	1.340"	.650"
86694-16	.060"	.570"	1.450"	1.000"
86784-16	.060"	.570"	1.500"	.735"
86796-16	.060"	.570"	1.510"	.970"
86771-16	.060"	.570"	1.550"	.690"
86781-16	.060"	.570"	1.550"	.715"
86778-16	.060"	.570"	1.550"	.730"
86772-16	.060"	.570"	1.550"	.750"
86776-16	.060"	.570"	1.550"	.790"
86785-16	.060"	.570"	1.550"	.810"
86711-16	.060"	.570"	1.590"	1.130"
86714-16	.060"	.570"	1.600"	.840"
86774-16	.060"	.570"	1.625"	.765"
86786-16	.060"	.570"	1.635"	.870"
86770-16	.060"	.585"	1.500"	.690"
86797-16	.060"	.630"	1.510"	.970"
86783-16	.060"	.630"	1.550"	.690"
86782-16	.060"	.630"	1.550"	.715"
86780-16	.060"	.630"	1.550"	.730"
86773-16	.060"	.630"	1.550"	.750"
86777-16	.060"	.630"	1.550"	.790"
86775-16	.060"	.630"	1.625"	.765"
86690-16	.120"	.780"	1.253"	.878"



86693

BIG BLOCK CHEVROLET SEAT SPACER

Spacers are used to compensate for the exhaust valve rotators of late model BBC engines. These spacers better locate the spring to eliminate movement in the head and replace the need to use a stack of shims.



86603

Part #	Locator Thickness	Locator O.D.	Spring O.D.	Spring I.D.
86603-8	.300"	1.732"	1.568"	.623"

CAMSHAFTS

LIFTERS

VALVE SPRINGS

ROCKER ARMS

PUSHRODS

TIMING SETS

MISCELLANEOUS

VALVE LOCKS

Lunati Valve Locks are manufactured from fatigue-proof steel, and then heat treated for hardness and to reduce wear and distortion. Lunati offers valve locks for all applications, from street to all-out racing.

Part #	Description	Lock Angle	Valve Stem Dia.
7° Valve Locks			
77000-16	Single Groove	7°	5/16"
77028-16	Single Groove	7°	5/16"
77003-16	Single Groove	7°	11/32"
77004-16	Single Groove	7°	3/8"
77048-16	Machined Steel, Single Groove	7°	11/32"
77041-16	Machined Steel, Single Groove	7°	3/8"
77006-16	351C 4 Groove	7°	11/32"
77001-16	Chrysler 2 Groove	7°	3/8"
77002-16	Chrysler 4 Groove	7°	3/8"
77012-16	Chrysler 2 & 4 Groove (8pc #77001 and 8 pc #77002)	7°	3/8"
77123-16	LS	7°	8mm
10° Valve Locks			
77110-16	Single Groove W/ Lash Cap Recess	10°	.308" / 5/16"
77118-16	Single Groove W/ Lash Cap Recess	10°	.310"
77117-16	Single Groove W/O Lash Cap Recess	10°	.310"
77111-16	Single Groove W/ Lash Cap Recess	10°	11/32"
77113-16	Single Groove W/O Lash Cap Recess	10°	11/32"
77130-16	Single Groove -.050" W/ Lash Cap Recess	10°	11/32"
77114-16	Single Groove +.050" W/O Lash Cap Recess	10°	11/32"
77112-16	Single Groove W/ Lash Cap Recess	10°	3/8"
77116-16	Single Groove +.050" W/O Lash Cap Recess	10°	3/8"
77109-16	Single Groove -.050" W/ Lash Cap Recess	10°	3/8"
77125-16	Chrysler 2 Groove	10°	3/8"
77126-16	Chrysler 4 Groove	10°	3/8"
77127-16	Chrysler 2 & 4 Groove (8pc #77125 & 8pc #77126)	10°	3/8"
77124-16	Ford 351C 4 Groove	10°	11/32"
77132-16	LS1/LS6 Bead Lock	10°	8mm



77003



77048

VALVE LASH CAPS

- Valve float is caused by abuse high RPM racing engines place on the valve stem
- Precisely machined Lunati valve lash caps eliminate possible valve float

Part #	Description	Thickness	Overall Height	Valve Stem Dia.
87105-16	Hardened Lash Cap	.080"	.190"	5/16"
87106-16	Hardened Lash Cap	.080"	.230"	5/16"
87103-16	Hardened Lash Cap	.080"	.210"	11/32"
87104-16	Hardened Lash Cap	.080"	.190"	3/8"
87245-8	2000CC Ford Hardened Lash Cap	.050"	.208"	8mm
87223-8	2300CC Ford Hardened Lash Cap	.100"	.208"	11/32"



87103



VALVE STEM OIL SEALS

Lunati Valve Stem Oil Seals are available in four options, each with their own advantages. O-ring oil seals use a standard retainer and oil splash shield, and do not require machining. Umbrella seals are used with larger than stock springs and also do not require machining. Positive-stop Teflon seals are used for double springs and require head disassembly and some machining on top of guide. Small diameter Viton seals are used for triple spring applications and require no machining.


Part #	Description	Guide Size	Valve Stem Dia.
78501-16	O-Ring Style	Stock	11/32"
78502-16	Umbrella Style	Stock	11/32"
78504-16	Umbrella Style	Stock	3/8"
78513-16	Teflon Style (.600" O.D.)	.500"	5/16"
78510-16	Teflon Style (.600" O.D.)	.500"	11/32"
78512-16	Teflon Style (.600" O.D.)	.500"	3/8"
78500-16	Positive Stop Teflon Style	.530"	5/16"
78503-16	Positive Stop Teflon Style	.530"	11/32"
78505-16	Positive Stop Teflon Style	.530"	3/8"
78506-16	Black Viton Seal for Triple Springs	.494"	11/32"
78529-16	Metal Body Viton Seal	.530"	11/32"
78507-8	Black Viton (Intake for Triple Springs)	.446"	5/16"
78518-16	Metal Body Viton Seal for Triple Springs	.530"	11/32"
78508-8	Orange Viton (Exhaust for Triple Springs)	.446"	5/16"
78509-16	8pcs #78507, 8pcs #78508 for Triple Springs	.446"	5/16"
78511-16	Steel Jacketed Viton Seal for LS Engine	.500"	Stock



VALVE SPRING SHIMS

Shims are used to level the installed height of valve springs. Lunati offers the highest quality shims that are also heat-treated for durability and strength.

Part #	Thickness	O.D.	I.D.
84736-16	.015"	1.250"	.814"
84737-16	.015"	1.437"	.645"
84738-16	.015"	1.480"	.765"
84739-16	.015"	1.500"	.645"
84740-16	.015"	1.640"	.635"
84742-16	.030"	1.250"	.814"
84743-16	.030"	1.437"	.645"
84744-16	.030"	1.480"	.765"
84745-16	.030"	1.500"	.645"
84746-16	.030"	1.640"	.635"
84748-16	.060"	1.250"	.814"
84749-16	.060"	1.437"	.645"
84750-16	.060"	1.480"	.765"
84751-16	.060"	1.500"	.645"
84752-16	.060"	1.640"	.635"
84753	.015", .030", .060"	1.250"	.814"
84754	.015", .030", .060"	1.437"	.645"
84755	.015", .030", .060"	1.480"	.765"
84757	.015", .030", .060"	1.500"	.645"
84756	.015", .030", .060"	1.640"	.635"-.650"



CAMSHAFTS

LIFTERS

VALVE SPRINGS

ROCKER ARMS

PUSHRODS

TIMING SETS

MISCELLANEOUS

STEEL NON-ROLLER ROCKER ARMS

Made from a top quality steel alloy, these rocker arms are stamped and heat treated to prevent flexing and distortion. These rocker arms are excellent for stock engine rebuilds and mild performance engines. They feature a long slot to handle higher than stock lift and some applications are also available with a nitride heat treatment to increase strength and durability. Lunati Steel Non-Roller Rocker Arms are popular in oval track racing where rules require stock appearing rocker arms. All kits come with adjusting nuts and pivot balls where required.

Part #	Description	Stud Diameter	Ratio
Chevrolet/GM			
85032-12	6 Cylinder 173-207, '80-95	3/8"	1.5
85031-12	6 Cylinder 194-292, '62-84	3/8"	1.75
85025-16	V8 262-400, V6 200-262	3/8"	1.5
85125-16	V8 262-400, V6 200-262 Nitrided	3/8"	1.5
85026-16	V8 262-400, V6 200-262	3/8"	1.6
85126-16	V8 262-400, V6 200-262 Nitrided	3/8"	1.6
85128-16	V8 262-400, V6 200-262 Nitrided	7/16"	1.5
85029-16	V8 262-400, V6 200-262	7/16"	1.6
85027-16	V8 396-454	7/16"	1.72
85127-16	V8 396-454 Nitrided	7/16"	1.72
Ford			
85234-12	V6 240-300 '67-78	3/8"	1.6
85230-8	V8 2000cc and 2300cc	Follower	N/A
85231-16	V8 289-351W '68-78 W/ Rails	3/8"	1.6
85232-16	V8 302-351W '78-93	Pedestal	1.6
85233-16	V8 351C-400M '70-87, 429-460 '68-86	Pedestal	1.73

Note: For V6 engines, use -12 after part number.



STEEL ROLLER TIP ROCKER ARMS

Engineered from a superior-strength steel alloy, the steel roller tip rocker arms have a stiff design and more effective ratio that work together to maximize valve lift. The roller tip reduces friction, providing more power and a longer lifespan for the ultimate in street performance rocker arms.

Part #	Description	Stud Diameter	Ratio
Chevrolet/GM			
85035-16	V8 262-400, V6 200-262	3/8"	1.5
85036-16	V8 262-400, V6 200-262	3/8"	1.6
85038-16	V8 262-400, V6 200-262	7/16"	1.5
85039-16	V8 262-400, V6 200-262	7/16"	1.6
Ford			
85045-16	V8 302-351W '78-93	Pedestal	1.6

Note: For V6 engines, use -12 after part number.



LS RETRO-FIT ROCKER ARMS

Lunati has taken an OEM cast steel replacement rocker arm body and added a captured roller trunnion for use in extreme street and race applications. The captured roller trunnion increases stiffness and durability and is NASCAR proven.

Part #	Description	Stud Diameter	Ratio
85427-16	GM LS1/LS6	Stock	1.7
85428-16	GM L92 Offset	Stock	1.7





VOODOO ALUMINUM ROLLER ROCKER ARMS

Introducing the new and improved Lunati Voodoo Aluminum Roller Rocker Arms. The product of extensive testing, these CAD designed and FEA optimized rockers were engineered specifically for high performance street engines. Constructed from extruded aircraft quality aluminum and CNC machined to precise tolerances, the superfinished surface increases durability and sheds oil. They are lightweight yet strong enough to handle aggressive spring pressures and higher lift cams while featuring optimized balance of strength and reduced moment of inertia. The clipped trunnion is secured to ensure positive side-to-side location and the precision sorted needle bearings allow the rocker to withstand higher valve spring pressure. Finally, these rocker arms are clearanced for higher lift springs and camshafts.

Available in a variety of ratios and diameters for Chevy, Chrysler and Ford Small and Big Blocks, as well as Olds and Pontiac applications.



CAMSHAFTS

LIFTERS

VALVE SPRINGS

ROCKER ARMS

PUSHRODS

TIMING SETS

MISCELLANEOUS

VOODOO ALUMINUM ROLLER ROCKER ARMS *Continued from page 305*

- Extruded aircraft quality aluminum, CNC machined to precise tolerances
- Superfinished surface increases durability and sheds oil
- Clearance for valve springs and higher lift cams
- Optimized balance of strength and moment of inertia

Part #	Description	Stud Diameter	Ratio
Chevrolet/GM			
15300-16	V8 262-400	3/8"	1.5
15310-16	V8 262-400	3/8"	1.6
15330-16	V8 262-400	3/8"	1.6/1.5
15335-16	V8 262-400	7/16"	1.3
15305-16	V8 262-400	7/16"	1.5
15315-16	V8 262-400	7/16"	1.6
15325-16	V8 262-400	7/16"	1.6/1.5
15320-16	V8 262-400	7/16"	1.65
15340-16	V8 305-350 Self Aligning	3/8"	1.5
15345-16	V8 305-350 Self Aligning	3/8"	1.6
15425-16	Gen III LS1/LS6	3/8"	1.7
15430-16	Gen III LS1/LS6	3/8"	1.8
15440-16	Gen III LS1/LS6 Offset	3/8"	1.7
15435-16	Gen III LS1/LS6 Offset	3/8"	1.8
15350-16	V8 396-454	7/16"	1.7
15355-16	V8 396-454	7/16"	1.8
Chrysler			
15360-16	V8 273-360	Shaft	1.5
15365-16	V8 273-360	Shaft	1.6
15370-16	V8 361-440	Shaft	1.5
15375-16	V8 361-440	Shaft	1.6
Ford			
15385-16	V8 260-351W	3/8"	1.6
15395-16	V8 260-351W	3/8"	1.7
15390-16	V8 260-351W	7/16"	1.6
15400-16	V8 260-351W	7/16"	1.7
15380-16	V8 351C, 351M, 400M, 429-460	7/16"	1.73
Oldsmobile			
15410-16	V8 260-455	7/16"	1.6
Pontiac			
15415-16	V8 265-455	7/16"	1.5
15420-16	V8 265-455	7/16"	1.65





ROCKER ARM STUDS

Lunati Rocker Arm Studs allow for the use of adjustable rocker arms, making it possible to set the proper lifter lash or pre-load. These studs have a thinner jam nut for improved rocker clearance but a larger diameter to spread the load out over a larger area, which reduces the chance of failure.



Part #	Description	Base Thread		Stud Dia.	Effective Stud Length
		Dia.	Length		
Chevrolet/GM					
86000-16	V8 262-400	7/16"	.680"	3/8"	1.750"
86001-16	V8 262-400	7/16"	.710"	7/16"	1.750"
86002-16	V8 396-454	7/16"	.750"	7/16"	1.900"
86006-16	V8 396-454 (Aluminum Heads)	7/16"	.750"	7/16"	2.100"
86003-8	V8 396-454 (Aluminum Heads)	7/16"	1.680"	7/16"	2.000"
86005-16	BBC Mark V/VI	3/8"	.750"	7/16"	1.900"
86007-16	GM LS1	8mm	.800"	3/8"	1.500"

Ford					
86004-16	Ford	5/16"	.680"	3/8"	1.750"

Part #	Description	Stud Dia.	O.D. of Adjuster Nut Base
86005K	BBC Mark V&VI Adjusting Rocker Kit, Includes: #86005-16 (Studs), #86005S-16 (Spacers), #85037N-16 (Rocker Nuts)	7/16"	N/A

ROCKER ARM POLYLOCKS

Polylocks have a built-in locking mechanism that securely fastens the rocker arm to the stud. Lunati Polylocks are tapered for added strength in the locking mechanism and precisely ground to minimize runout.

Part #	Description	Stud Dia.	O.D. of Adjuster Nut Base
For Roller Rockers			
84716-16	Adjusting Nut	7/16"	.600"
85495-16	Adjusting Nut	7/16"	.550"
84380-16	Adjusting Nut	3/8"	.600"
85490-16	Adjusting Nut	3/8"	.550"
91380-16	Stud Girdle Adjusting Nut	7/16"	.600"
85500-16	Stud Girdle Adjusting Nut	7/16"	.550"
91132-16	Stud Girdle Adjusting Nut	3/8"	.600"
91396-8	Stud Girdle Adjusting Nut, Intake BBC	7/16"	.600"
85510-8	Stud Girdle Adjusting Nut, Intake BBC	7/16"	.550"
85520-16	Stud Girdle Adjusting Nut, (8) #85500 & (8) 85510	7/16"	.550"
91398-16	Stud Girdle Adjusting Nut, BBF Threaded Through Full Length	7/16"	.600"
85505-16	Stud Girdle Adjusting Nut, BBF Threaded Through Full Length	7/16"	.550"
For Non-Roller and Roller Tip			
85035N-16	Replacement Nut	3/8"	N/A
85037N-16	Replacement Nut	7/16"	N/A
85035B-16	Pivot Ball Replacement	3/8"	N/A
85038B-16	Pivot Ball Replacement (SBC)	7/16"	N/A
85037B-16	Pivot Ball Replacement (BBC)	7/16"	N/A



CAMSHAFTS

LIFTERS

VALVE SPRINGS

ROCKER ARMS

PUSHRODS

TIMING SETS

MISCELLANEOUS

STUD GIRDLES

A known problem in racing engine applications is the flexing of the rocker arm studs under extreme load. Stud girdles prevent this by clamping to the polylock, making the entire system stiffer. Lunati Stud Girdles are made of 6061-T6 aluminum for maximum stiffness and lighter weight. Kits include hex head adjusting nuts, interlocking set screw and all necessary hardware.

Part #	Description	Stud Dia.
Chevrolet/GM		
91643	V8 262-400	3/8"
91644	V8 262-400	7/16"
91653	V8 262-400 Brodix Pontiac, 40/60 Stud Spacing	7/16"
91654	V8 262-400 Aluminum Bowtie Cylinder Head	7/16"
91655	V8 262-400 Brownfield Cylinder Head	7/16"
91645	V8 396-454 Standard Stud Spacing, Brodix-2	7/16"
91656	V8 396-454 W/ Dart, Brodix or Bowtie Heads	7/16"
Ford		
91648	V8 289-302, 351W Standard Head	7/16"
91646	V8 351C Boss, Motorsport Aluminum Head	7/16"
91647	V8 429-460 Production Heads, Including Cobra Jet & Super Cobra Jet Models	7/16"
Pontiac		
91400	V8 265-455	7/16"
Oldsmobile		
91650	V8 350-455	7/16"



STEEL GUIDE PLATES

When using adjustable rocker arms, it is crucial to align the rocker arm to the center of the valve. The best way to accomplish this is by using guide plates to lock the pushrod, thereby preventing the entire system from rotating and slipping. Lunati steel guide plates are precision cut and hardened for reduced wear and a longer service life.

Part #	Description	Type	Pushrod Size	Stud Dia.
Chevrolet/GM				
86503-8 ¹	V8 262-400	Raised	5/16"	7/16"
86502-8 ¹	V8 262-400	Raised	3/8"	7/16"
86500-8 ¹	V8 262-400	Flat	5/16"	7/16"
86501-8 ¹	V8 262-400	Flat	3/8"	7/16"
86505-8	V8 396-454	Raised	3/8"	7/16"
86504-8	V8 396-454	Raised	7/16"	7/16"
86512-8	LS1/LS6	Flat	5/16"	8mm
Ford				
86506-8 ¹	V8 289-351W	Flat	5/16"	7/16"
86507-8 ¹	V8 289-351W	Flat	3/8"	7/16"
86509-8 ¹	V8 Cleveland	Raised	3/8"	7/16"
86508-8 ¹	V8 Cleveland	Raised	5/16"	7/16"
86511-8 ¹	V8 429-460	Raised	5/16"	7/16"
86510-8 ¹	V8 429-460	Raised	3/8"	7/16"



1. Application requires machine work



BRACKET MASTER PUSHRODS

Bracket Master Pushrods exceed all OE specifications and are an ideal replacement for stock pushrods. Great for street rods and daily drivers, these pushrods have an increased sheer strength and are the perfect addition to rocker arm replacements.



81134-16

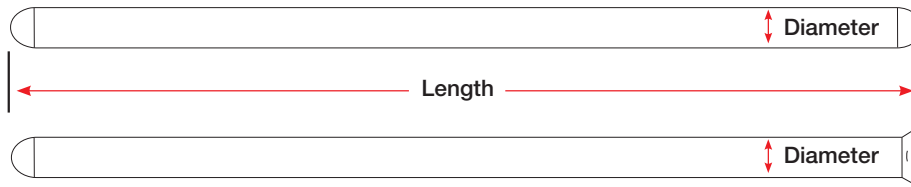
LISTED BY APPLICATION

Part #	Description	Diameter	Length	End Type	Guide Plates
AMC					
81134-16	V8 290-401, '70-Present	5/16"	7.794"	H-H	Yes
Buick					
80725-12	V6 All, '62-85	5/16"	8.684"	H-H	No
80130-16	V8 350, '68-69	5/16"	9.668"	H-H	No
80131-16	V8 350, '70-81	5/16"	9.682"	H-H	No
80134-16	V8 455, '70-76	5/16"	9.378"	H-H	No
Chevrolet/GM					
80131-8	4 Cylinder 151 '77-78, 153 '62-70 and Marine	5/16"	9.682"	H-H	No
80131-12	6 Cylinder 194-250, '62-84	5/16"	9.682"	H-H	No
80133-12	V6 173 (60°), '80-86	5/16"	6.165"	H-H	Yes
81134-12	V6 200-262, '78-86	5/16"	7.794"	H-H	Yes
80132-16	V8 262-400 W/ Retro-Fit Hydraulic Roller Cam	5/16"	7.266"	H-H	Yes
81134-16	V8 262-400, '55-Present W/ Flat Tappet	5/16"	7.794"	H-H	Yes
80135-16	V8 262-400, '55-Present W/ Flat Tappet +.100"	5/16"	7.894"	H-H	Yes
80159-16	V8 305, 350 W/ OE Hydraulic Roller Cam, '87-Present	5/16"	7.205"	H-H	Yes
80160I-8	V8 396-454, '65-Present, Intake W/ Retro-Fit Hydraulic Roller	3/8"	7.725"	H-H	Yes
80160X-8	V8 396-454, '65-Present, Exhaust W/ Retro-Fit Hydraulic Roller	3/8"	8.684"	H-H	Yes
80160-16	V8 396-454, '65-Present, Contains #80160I-8 and #80160X-8	3/8"	7.725" 8.684"	H-H	Yes
80144I-8	V8 396-454, '65-85, Intake Hardened Replacement	3/8"	8.280"	H-H	Yes
80144X-8	V8 396-454, '65-68, Exhaust Hardened Replacement	3/8"	9.252"	H-H	Yes
80144-16	V8 396-454, '65-67, Contains #80144I-8 and #80144X-8	3/8"	8.280" 9.252"	H-H	Yes
Chrysler					
80150-12	6 Cylinder 198-225, '60-80 W/ Mechanical Cam	5/16"	9.954"	A-C	No
80151-16	V8 273-360, '64-86	5/16"	7.500"	B-B	No
80152-16	V8 273-360, '64-86 Hydraulic Cam W/ Adjustable Rockers	5/16"	7.389"	A-C	No
80153-16	V8 273-360, '64-86 Solid W/ Adjustable Rockers	5/16"	7.497"	A-C	No
80154-16	V8 383-400, '68-78 W/ Non-Adjustable Rockers	5/16"	8.575"	B-B	No
80155-16	V8 440, '68-78 W/ Non-Adjustable Rockers	5/16"	9.315"	B-B	No
Ford					
80756-12	6 Cylinder 170-200, '65-83	5/16"	8.350"	I-I	No
80757-12	6 Cylinder 240-300, '65-84	5/16"	10.136"	H-H	No
80758-12	V6 171 (2800cc), '74-86	5/16"	5.429"	A-B	No
80760-16	V8 252-302, '65-Present W/ Flat Tappet	5/16"	6.881"	H-H	Yes
80768-16	V8 255-302 .060" Short, '68-85	5/16"	6.821"	H-H	No
80762-16	V8 255-302 .060" Long, '68-85	5/16"	6.936"	H-H	No

BRACKET MASTER PUSHRODS *Continued from page 309*

Part #	Description	Diameter	Length	End Type	Guide Plates
Ford (continued)					
80745-16	V8 302, Retro-Fit Hydraulic Roller	5/16"	6.400"	H-H	Yes
80761-16	V8 302, '85-Present W/ OE Hydraulic Roller Cam	5/16"	6.248"	H-H	Yes
80763-16	V8 351W, '69-78	5/16"	8.152"	H-H	No
80769-16	V8 351W .060" Short, '69-78	5/16"	8.096"	H-H	No
80764-16	V8 351W .060" Long, '69-78	5/16"	8.212"	H-H	No
80765-16	V8 351W, Retro-Fit Hydraulic Roller	5/16"	7.694"	H-H	Yes
80950-16	V8 351C and Cobra Jet, '70-74	5/16"	8.412"	H-H	No
80770-16	V8 351C Retro-Fit Hydraulic Roller	5/16"	7.870"	H-H	Yes
80771-16	V8 351M and 400M, '71-79	5/16"	9.500"	H-H	No
80772-16	V8 351M and 400M .060" Short, '71-79	5/16"	9.440"	H-H	No
80773-16	V8 351M and 400M .060" Long, '71-79	5/16"	9.560"	H-H	No
80776-16	V8 351M and 400M Retro-Fit Hydraulic Roller	5/16"	8.903"	H-H	Yes
80775-16	V8 352-428, '65-72 Factory Non-Adjustable Rockers Only	5/16"	9.621"	C-C	No
80766-16	V8 429-460, '68-97	5/16"	8.550"	H-H	No
80774-16	V8 429-460 .060" Short, '72-78	5/16"	8.500"	H-H	Yes
80767-16	V8 429-460 .060 Long, '72-78	5/16"	8.616"	H-H	No
Oldsmobile					
80800-16	V8 260-403, '71-79	5/16"	8.234"	H-H	No
80801-16	V8 400-455, '71-79	5/16"	9.748"	H-H	Yes
Pontiac					
80725-16	V8 326-421, '62-67	5/16"	8.684"	H-H	No
80726-16	V8 350-455, '55-79	5/16"	9.146"	H-H	Yes

MEASURING A PUSHROD



PUSHROD END TYPES

- A. 5/16" Non-Oiling Pressed-In Cup
- B. 5/16" Non-Oiling Welded Ball
- C. 5/16" Non-Oiling Pressed-In Ball
- D. One-Piece 3/8" Body With 5/16" Oil-Through Formed Tip
- E. 5/16" Oil-Through Pressed-In Ball
- F. One-Piece 5/16" Body With 5/16" Oil-Through Formed Tip
- G. 3/8" Body With 5/16" Oil-Through Pressed-In Tip
- H. 5/16" Oil Through Welded Ball
- I. 5/16" Tube 3/8" Welded Ball

CAMSHAFTS

LIFTERS

VALVE SPRINGS

ROCKER ARMS

PUSHRODS

TIMING SETS

MISCELLANEOUS



SPORTSMAN PUSHRODS

Sportsman Pushrods utilize a one-piece .080" wall body that is manufactured from 4130 chrome moly steel for an overall stronger and lighter pushrod. The chrome moly is heat treated to eliminate flexing, which in turn increases durability under the stress of high lift camshafts and high-rev valve springs. Lastly, the Sportsman Pushrods are black oxide treated to prevent corrosion, making them the perfect fit for street performance and mild race applications.



5064-16

LISTED BY APPLICATION

Part #	Description	Diameter	Length	End Type	Guide Plates
Chevrolet/GM					
5040-16	V8 265-400 + 90°, V6 200-262 W/ OEM Hydraulic Roller Cam	5/16"	7.200"	F-F	Yes
5044-16	V8 265-400 + 90°, V6 W/ Retro-Fit Hydraulic Roller Cam	5/16"	7.300"	F-F	Yes
5064-16	V8 265-400 + 90°, V6 200-262, Hardened Stock Length	5/16"	7.800"	F-F	Yes
5068-16	V8 265-400 + 90°, V6 200-262, + .100" Hardened	5/16"	7.900"	F-F	Yes
5070-16	V8 265-400 + 90°, V6 200-262, + .150" Hardened	5/16"	7.950"	F-F	Yes
5072-16	V8 265-400 + 90°, V6 200-262, + .200" Hardened	5/16"	8.000"	F-F	Yes
5078-16	V8 265-400 + 90°, V6 200-262, + .350" Hardened	5/16"	8.150"	F-F	Yes
6038-16	V8 265-400 + 90°, V6 200-262, Hardened Stock Length	3/8"	7.800"	D-D	Yes
6042-16	V8 265-400 + 90°, V6 200-262, + .100" Hardened	3/8"	7.900"	D-D	Yes
5048-16	Gen III/LS1/LS2/LS6 Standard Length	5/16"	7.400"	F-F	Yes
5042-16	Gen III/LS1/LS2/LS6, -.150"	5/16"	7.250"	F-F	Yes
5046-16	Gen III/LS1/LS2/LS6, -.050"	5/16"	7.350"	F-F	Yes
5050-16	Gen III/LS1/LS2/LS6, +.050"	5/16"	7.450"	F-F	Yes
5052-16	Gen III/LS1/LS2/LS6, +.100"	5/16"	7.500"	F-F	Yes
5054-16	Gen III/LS1/LS2/LS6, +.150"	5/16"	7.550"	F-F	Yes
6022-16	Gen III/LS1/LS2/LS6 Standard Length	3/8"	7.400"	D-D	Yes
6020-16	Gen III/LS1/LS2/LS6, -.050"	3/8"	7.350"	D-D	Yes
6024-16	Gen III/LS1/LS2/LS6, +.050"	3/8"	7.450"	D-D	Yes
6057-8	V8 396-454 Standard Length Intake	3/8"	8.275"	D-D	Yes
6096-8	V8 396-454 Standard Length Exhaust	3/8"	9.250"	D-D	Yes
6500-16	V8 396-454, Contains #6057-8 Intake and #6096-8 Exhaust	3/8"	8.275" 9.250"	D-D	Yes
6036-8	V8 396-454 W/ Retro-Fit Hydraulic Roller Cams, Intake	3/8"	7.750"	D-D	Yes
6074-8	V8 396-454 W/ Retro-Fit Hydraulic Roller Cams, Exhaust	3/8"	8.700"	D-D	Yes
6502-16	V8 396-454 W/ Retro-Fit Hydraulic Roller Cam, Contains #6036-8 Intake and #6074-8 Exhaust	3/8"	7.750" 8.700"	D-D	Yes
6073-8	V8 366-427, Truck and Marine Tall Deck Block, Intake	3/8"	8.675"	D-D	Yes
6112-8	V8 366-427, Truck and Marine Tall Deck Block, Exhaust	3/8"	9.650"	D-D	Yes
6501-16	V8 366-427, Truck & Marine Tall Deck Block, Contains #6073-8 Intake and #6112-8 Exhaust	3/8"	8.675" 9.650"	D-D	Yes

Note: For V6, use -12 after part number.
 1. 5/16" Non-oiling W/ 3/8" non-oiling ball ends.
 2. 3/8" Non-oiling cup W/ 3/8" non-oiling ball ends.



SPORTSMAN PUSHRODS *Continued from page 311*

LISTED BY APPLICATION

Part #	Description	Diameter	Length	End Type	Guide Plates
Chrysler					
5500-16'	V8 273-360, W/ Non-Adjustable Rockers	5/16"	7.513"	C-C	No
5501-16'	V8 273-360, W/ Adjustable Rockers	5/16"	7.342"	A-C	No
5502-16'	V8 383-400, W/ Non-Adjustable Rockers	5/16"	8.555"	C-C	No
6510-16'	V8 383-400, W/ Adjustable Rockers	3/8"	8.710"	*	No
5503-16'	V8 440, W/ Non-Adjustable Rockers	5/16"	9.295"	C-C	No
6511-16'	V8 440, W/ Adjustable Rockers	3/8"	9.450"	A-C	No
6512-16'	V8 440, W/ Adjustable Rockers	3/8"	9.175"	D-D	No
Ford					
5024-16	V8 221-302, '62-69	5/16"	6.800"	F-F	Yes
5028-16	V8 302, '69-85, Non-Roller, Non H.O.	5/16"	6.900"	F-F	Yes
5056-16	V8 Boss 302, '69-70	5/16"	7.600"	E-E	Yes
5002-16	V8 302, '85-Present W/ OE Hydraulic Roller Cam	5/16"	6.250"	E-E	Yes
5078-16	V8 351W, '69-78	5/16"	8.150"	F-F	Yes
5088-16	V8 351C (Cobra Jet), '70-74	5/16"	8.400"	F-F	Yes
6062-16	V8 351C, '70-74	3/8"	8.400"	D-D	Yes
6066-16	V8 Boss 351C, '71-72	3/8"	8.500"	G-G	Yes
5600-16'	V8 352-428, '65-76 W/ Adjustable Rockers	11/32"	9.157"	**	No
6068-16	V8 429-460, '68-97	3/8"	8.550"	D-D	Yes
6073-16	V8 429-460, '69-71	3/8"	8.675"	D-D	Yes
Oldsmobile					
6057-16	V8 260-403, .041" Longer Than Stock	3/8"	8.275"	D-D	Yes
5130-16	V8 400 & 455, Hardened Replacement	5/16"	9.550"	E-E	Yes
6112-16	V8 400 & 455, +.100" Hardened	3/8"	9.650"	G-G	Yes
Pontiac					
5117-16	V8 350-455, '68-79	5/16"	9.125"	F-F	Yes
5124-16	V8 350-455, '68-79 W/ Solid Lifter Cam	5/16"	9.300"	F-F	Yes

LISTED BY LENGTH

5/16" Diameter				3/8" Diameter			
Part #	Length	Part #	Length	Part #	Length	Part #	Length
5000	6.200"	5066	7.850"	6000	6.850"	6062	8.400"
5002	6.250"	5068	7.900"	6002	6.900"	6064	8.450"
5004	6.300"	5070	7.950"	6012	7.150"	6066	8.500"
5022	6.750"	5072	8.000"	6014	7.200"	6068	8.550"
5024	6.800"	5078	8.150"	6016	7.250"	6072	8.650"
5026	6.850"	5082	8.250"	6018	7.300"	6073	8.675"
5028	6.900"	5086	8.350"	6020	7.350"	6074	8.700"
5030	6.950"	5088	8.400"	6022	7.400"	6510	8.710"
5038	7.150"	5090	8.450"	6024	7.450"	6076	8.750"
5040	7.200"	5092	8.500"	6036	7.750"	6090	9.100"
5042	7.250"	5096	8.600"	6037	7.775"	6092	9.150"
5044	7.300"	5108	8.900"	6038	7.800"	6094	9.200"
5046	7.350"	5117	9.125"	6040	7.850"	6096	9.250"
5048	7.400"	5120	9.200"	6042	7.900"	6098	9.300"
5050	7.450"	5124	9.300"	6044	7.950"	6511	9.450"
5051	7.475"	5130	9.450"	6054	8.200"	6110	9.600"
5052	7.500"	5132	9.500"	6056	8.250"	6112	9.650"
5054	7.550"	5134	9.550"	6057	8.275"	6114	9.700"
5056	7.600"	5136	9.600"	6058	8.300"	6116	9.750"
5058	7.650"	5138	9.650"	6060	8.350"	6118	9.800"
5060	7.700"	5140	9.700"				
5062	7.750"	5142	9.750"				
5064	7.800"	5144	9.800"				



SIGNATURE SERIES PUSHRODS

Made from .080" wall carbonitrided seamless chrome moly tubing, Signature Series Pushrods are specifically designed for serious street performance and race applications. The swaged ends add material in the tip, which is vital for maximum strength and durability. Signature Series Pushrods are heat treated to eliminate the possibility of stress fractures and then finished with a black oxide treatment, creating the ultimate option for high horsepower and high RPM engines.



8040-16

LISTED BY APPLICATION

Part #	Description	Diameter	Length	Wall Thickness
Chevrolet/GM				
7064-16	V8 262-400 Standard Length, 5/16" Diameter	5/16"	7.800"	.080"
7062-16	V8 262-400 -.050" Short	5/16"	7.750"	.080"
7060-16	V8 262-400 -.100" Short	5/16"	7.700"	.080"
7046-16	V8 262-400 -.450" Short	5/16"	7.350"	.080"
7044-16	V8 262-400 -.500" Short Retro-Fit Hydraulic Roller Lifter	5/16"	7.300"	.080"
7042-16	V8 262-400 -.550" Short	5/16"	7.250"	.080"
7040-16	V8 262-400 -.600" Short OE Hydraulic Roller Lifter	5/16"	7.200"	.080"
7066-16	V8 262-400 +.050" Long	5/16"	7.850"	.080"
7068-16	V8 262-400 +.100" Long	5/16"	7.900"	.080"
7070-16	V8 262-400 +.150" Long	5/16"	7.950"	.080"
7072-16	V8 262-400 +.200" Long	5/16"	8.000"	.080"
7074-16	V8 262-400 +.250" Long	5/16"	8.050"	.080"
7076-16	V8 262-400 +.300" Long	5/16"	8.100"	.080"
8012-16	V8 262-400 Standard Length, 3/8" Diameter	3/8"	7.800"	.080"
8016-16	V8 262-400 +.100" Long	3/8"	7.900"	.080"
7048-16	Gen III/LS1/LS2/LS6 Standard Length, 5/16" Diameter	5/16"	7.400"	.080"
7044-16	Gen III/LS1/LS2/LS6 -.100" Short	5/16"	7.300"	.080"
7046-16	Gen III/LS1/LS2/LS6 -.050" Short	5/16"	7.350"	.080"
7049-16	Gen III/LS1/LS2/LS6 +.025" Long	5/16"	7.425"	.080"
7050-16	Gen III/LS1/LS2/LS6 +.050" Long	5/16"	7.450"	.080"
7052-16	Gen III/LS1/LS2/LS6 +.100" Long	5/16"	7.500"	.080"
8138-16	Gen III/LS1/LS2/LS6 Standard Length, 3/8" Diameter	3/8"	7.400"	.080"
8134-16	Gen III/LS1/LS2/LS6 -.100" Short	3/8"	7.300"	.080"
8136-16	Gen III/LS1/LS2/LS6 -.050" Short	3/8"	7.350"	.080"
8140-16	Gen III/LS1/LS2/LS6 +.025" Long	3/8"	7.425"	.080"
8142-16	Gen III/LS1/LS2/LS6 +.050" Long	3/8"	7.450"	.080"
8000-16	Gen III/LS1/LS2/LS6 +.100" Long	3/8"	7.500"	.080"
8031-8	V8 396-454 Standard Length Intake, 3/8" Diameter	3/8"	8.275"	.080"
8070-8	V8 396-454 Standard Length Exhaust, 3/8" Diameter	3/8"	9.250"	.080"
8200-16	V8 396-454 Standard Length, Contains #8031-8 Intake and #8070-8 Exhaust	3/8"	8.275" 9.250"	.080"
8035-8	V8 396-454 +.100" Long Intake	3/8"	8.375"	.080"
8074-8	V8 396-454 +.100" Long Exhaust	3/8"	9.350"	.080"
8201-16	V8 396-454 +.100" Long, Contains #8035-8 Intake and #8074-8 Exhaust	3/8"	8.375" 9.350"	.080"
8010-8	V8 396-454 W/ Retro-Fit Hydraulic Roller Cam, Standard Length Intake	3/8"	7.750"	.080"
8050-8	V8 396-454 W/ Retro-Fit Hydraulic Roller Cam, Standard Length Exhaust	3/8"	8.750"	.080"

1. 5/16" Non-oiling and 3/8" non-oiling formed tip.
2. 3/8" Non-oiling cup and 3/8" non-oiling formed tip.

SIGNATURE SERIES PUSHRODS *Continued from page 313*

LISTED BY APPLICATION

Part #	Description	Diameter	Length	Wall Thickness
Chevrolet/GM (continued)				
8204-16	V8 396-454 W/ Retro-Fit Hydraulic Roller Cam, Standard Length, Contains #8010-8 Intake and #8050-8 Exhaust	3/8"	7.750" 8.750"	.080"
8047-8	V8 396-427 Tall Deck Standard Length Intake, 3/8" Diameter	3/8"	8.675"	.080"
8086-8	V8 396-427 Tall Deck Standard Length Exhaust, 3/8" Diameter	3/8"	9.650"	.080"
8202-16	V8 396-427 Tall Deck Standard Length, Contains #8047-8 Intake & #8086-8 Exhaust	3/8"	8.675" 9.650"	.080"
8051-8	V8 396-427 Tall Deck Intake + .100" Long	3/8"	8.775"	.080"
8090-8	V8 396-427 Tall Deck Exhaust + .100" Long	3/8"	9.750"	.080"
8203-16	V8 396-427 Tall Deck + .100" Long, Contains #8051-8 Intake and #8090-8 Exhaust	3/8"	8.775" 9.750"	.080"
8370-8	V8 396-454 Standard Length Intake, 7/16" Diameter	7/16"	8.275"	.165"
8456-8	V8 396-454 Standard Length Exhaust, 7/16" Diameter	7/16"	9.250"	.165"
8700-16	V8 396-454 Standard Length, Contains #8370-8 Intake and #8456-8 Exhaust	7/16"	8.275" 9.250"	.165"
8410-8	V8 366-427 Tall Deck Standard Length Intake, 7/16" Diameter	7/16"	8.675"	.165"
8496-8	V8 366-427 Tall Deck Standard Length Exhaust, 7/16" Diameter	7/16"	9.650"	.165"
8702-16	V8 366-427 Tall Deck Standard Length, Contains #8410-8 Intake and #8496-8 Exhaust	7/16"	8.675" 9.650"	.165"
Chrysler				
7052-16	V8 A 273-360, Standard Length, Non-Adjustable Rocker Arms	5/16"	7.500"	.080"
7050-16	V8 A 273-360, -.050" Short, Non-Adjustable Rocker Arms	5/16"	7.450"	.080"
7054-16	V8 A 273-360, +.050" Long, Non-Adjustable Rocker Arms	5/16"	7.550"	.080"
8042-16	V8 B 383-400, Standard Length, Non-Adjustable Rocker Arms	3/8"	8.550"	.080"
7096-16	V8 B 383-400, +.050" Long, Non-Adjustable Rocker Arms	5/16"	8.600"	.080"
8072-16	V8 RB 413-440, Standard Length, Non-Adjustable Rocker Arms	3/8"	9.300"	.080"
8074-16	V8 RB 413-440, +.050" Long, Non-Adjustable Rocker Arms	3/8"	9.350"	.080"
8049-16 ¹	V8 RB 383-400, Standard Length, Adjustable Rocker Arms	3/8"	8.710"	.080"
7066-8	5.7L Hemi Intake, Standard Length	5/16"	7.850"	.080"
7016-8	5.7L Hemi Exhaust, Standard Length	5/16"	6.600"	.080"
7140-16	5.7L Hemi, Contains #7066-8 Intake and #7016-8 Exhaust	5/16"	6.600" 7.850"	.080"
Ford				
7086-12	6 Cylinder 120-200 '65-83, Standard Length	5/16"	8.350"	.080"
7084-12	6 Cylinder 120-200 '65-83, -.050" Short	5/16"	8.300"	.080"
7088-12	6 Cylinder 120-200 '65-83, +.050" Long	5/16"	8.400"	.080"
7024-16	V8 221-302 '62-69, Standard Length	5/16"	6.800"	.080"
7026-16	V8 221-302 '62-69, +.050" Long	5/16"	6.850"	.080"
7028-16	V8 221-302 '62-69, +.100" Long	5/16"	6.900"	.080"
7026-16	V8 255 and 302 '68-85, Standard Length	5/16"	6.850"	.080"
7030-16	V8 255 and 302 '68-85, +.100" Long	5/16"	6.950"	.080"
7078-16	V8 351W '69-78, Standard Length	5/16"	8.150"	.080"
7076-16	V8 351W '69-78, -.050" Short	5/16"	8.100"	.080"
7080-16	V8 351W '69-78, +.050" Long	5/16"	8.200"	.080"
7002-16	V8 302 HO W/ OE Hydraulic Roller Cam	5/16"	6.250"	.080"
7088-16	V8 351C and Cobra Jet '70-74, Standard Length	5/16"	8.400"	.080"
7090-16	V8 351C and Cobra Jet '70-74, +.050" Long	5/16"	8.450"	.080"
7092-16	V8 351C and Cobra Jet '70-74, +.100" Long	5/16"	8.500"	.080"
7092-16	V8 '71 and '72 Boss 351, Standard Length	5/16"	8.500"	.080"
8040-16	V8 '71 and '72 Boss 351, Standard Length	3/8"	8.500"	.080"
7137-16 ²	V8 352-428 '65-76 W/ Adjustable Rockers, Standard Length	11/32"	9.157"	.120"
8047-16	V8 429-460, '69-71, Standard Length	3/8"	8.675"	.080"
7094-16	V8 429-460 '72-78, Standard Length	5/16"	8.550"	.080"
7092-16	V8 429-460 '72-78, -.050" Short	5/16"	8.500"	.080"
8042-16	V8 429-460 '72-78, Standard Length	3/8"	8.550"	.080"
8038-16	V8 429-460 '72-78, +.050" Long	3/8"	8.450"	.080"
7096-16	V8 429-460 '72-78, +.100" Long	5/16"	8.600"	.080"
8051-16	V8 429-460 '72-78, -.100" Short	3/8"	8.775"	.080"

1. 5/16" Non-oiling and 3/8" non-oiling formed tip.

2. 3/8" Non-oiling cup and 3/8" non-oiling formed tip.



SIGNATURE SERIES PUSHRODS

LISTED BY LENGTH

5/16" Diameter

Part #	Length	Part #	Length
7000	6.200"	7066	7.850"
7002	6.250"	7068	7.900"
7004	6.300"	7070	7.950"
7006	6.350"	7072	8.000"
7008	6.400"	7074	8.050"
7010	6.450"	7076	8.100"
7012	6.500"	7078	8.150"
7014	6.550"	7080	8.200"
7016	6.600"	7082	8.250"
7018	6.650"	7084	8.300"
7020	6.700"	7086	8.350"
7022	6.750"	7088	8.400"
7023	6.775"	7090	8.450"
7024	6.800"	7092	8.500"
7026	6.850"	7094	8.550"
7027	6.875"	7096	8.600"
7028	6.900"	7098	8.650"
7030	6.950"	7100	8.700"
7032	7.000"	7102	8.750"
7034	7.050"	7104	8.800"
7036	7.100"	7106	8.850"
7038	7.150"	7108	8.900"
7040	7.200"	7110	8.950"
7042	7.250"	7112	9.000"
7044	7.300"	7114	9.050"
7046	7.350"	7116	9.100"
7048	7.400"	7117	9.125"
7049	7.425"	7118	9.150"
7050	7.450"	7120	9.200"
7052	7.500"	7122	9.250"
7054	7.550"	7124	9.300"
7056	7.600"	7126	9.350"
7058	7.650"	7128	9.400"
7060	7.700"	7130	9.450"
7062	7.750"	7132	9.500"
7063	7.775"	7134	9.550"
7064	7.800"	7136	9.600"

3/8" Diameter

Part #	Length	Part #	Length
8134	7.300"	8057	8.925"
8136	7.350"	8058	8.950"
8138	7.400"	8060	9.000"
8140	7.425"	8062	9.050"
8142	7.450"	8064	9.100"
8000	7.500"	8066	9.150"
8002	7.550"	8068	9.200"
8004	7.600"	8070	9.250"
8006	7.650"	8072	9.300"
8008	7.700"	8074	9.350"
8010	7.750"	8076	9.400"
8011	7.775"	8078	9.450"
8012	7.800"	8080	9.500"
8014	7.850"	8082	9.550"
8016	7.900"	8084	9.600"
8018	7.950"	8086	9.650"
8020	8.000"	8088	9.700"
8022	8.050"	8090	9.750"
8024	8.100"	8092	9.800"
8026	8.150"	8094	9.850"
8027	8.175"	8096	9.900"
8028	8.200"	8098	9.950"
8030	8.250"	8100	10.000"
8031	8.275"	8102	10.050"
8032	8.300"	8104	10.100"
8034	8.350"	8106	10.150"
8035	8.375"	8108	10.200"
8036	8.400"	8110	10.250"
8038	8.450"	8112	10.300"
8040	8.500"	8114	10.350"
8042	8.550"	8116	10.400"
8044	8.600"	8118	10.450"
8046	8.650"	8120	10.500"
8047	8.675"	8122	10.550"
8048	8.700"	8124	10.600"
8050	8.750"	8126	10.650"
8051	8.775"	8128	10.700"
8052	8.800"	8130	10.750"
8054	8.850"	8132	10.800"
8056	8.900"		

TECH TIP

How To Verify Proper Valvetrain Geometry

The following is a method of verifying proper valvetrain geometry. After you have estimated the required pushrod length using a pushrod length checker, use this method to verify that the valvetrain geometry is correct.

1. Install a solid lifter and an adjustable pushrod. Mark the tip of the valve with a marker.
2. Install your rocker and set it up with zero lash. Rotate the crankshaft clockwise several times and then remove the rocker. The contact pattern of the rocker tip will be where the marker has been wiped away from the valve tip. The pattern should be centered on the valve tip and be as narrow as possible. If it is not, experiment with varying the pushrod length to yield the best pattern.

CAMSHAFTS

LIFTERS

VALVE SPRINGS

ROCKER ARMS

PUSHRODS

TIMING SETS

MISCELLANEOUS



SIGNATURE SERIES .165" DOUBLE TAPER PUSHRODS

No longer a custom order piece, pushrods with a 0.165" wall thickness are now available. These extremely durable 7/16" diameter pushrods are double tapered and capped with 5/16" semi-spherical ball ends machined to 210° to ensure ample clearance. Made from chrome moly tubes and case-hardened to Rockwell Rc60 through multiple heat treatments, these heavy duty pushrods are for those racers who are going to extremes and are popular with Late Model Dirt and drag racers.

CAMSHAFTS

LIFTERS

VALVE SPRINGS

ROCKER ARMS

PUSHRODS

TIMING SETS

MISCELLANEOUS

Part #	Length
8300-16	7.400"
8302-16	7.425"
8304-16	7.450"
8306-16	7.475"
8308-16	7.500"
8310-16	7.525"
8312-16	7.550"
8314-16	7.575"
8316-16	7.600"
8318-16	7.625"
8320-16	7.650"
8322-16	7.675"
8324-16	7.700"
8326-16	7.725"
8328-16	7.750"
8330-16	7.775"
8332-16	7.800"
8334-16	7.825"
8336-16	7.850"
8338-16	7.875"
8340-16	7.900"
8342-16	7.925"
8344-16	7.950"
8346-16	7.975"
8348-16	8.000"
8350-16	8.025"
8352-16	8.050"
8354-16	8.075"
8356-16	8.100"
8358-16	8.125"
8360-16	8.150"
8362-16	8.175"
8364-16	8.200"
8366-16	8.225"
8368-16	8.250"
8370-16	8.275"
8372-16	8.300"
8374-16	8.325"
8376-16	8.350"
8378-16	8.375"
8380-16	8.400"
8390-16	8.425"
8392-16	8.450"
8394-16	8.475"
8396-16	8.500"
8398-16	8.525"
8400-16	8.550"
8402-16	8.575"
8404-16	8.600"
8406-16	8.625"
8408-16	8.650"
8410-16	8.675"
8412-16	8.700"
8414-16	8.725"
8416-16	8.750"
8418-16	8.775"

Part #	Length
8420-16	8.800"
8422-16	8.825"
8424-16	8.850"
8426-16	8.875"
8428-16	8.900"
8430-16	8.925"
8432-16	8.950"
8434-16	8.975"
8436-16	9.000"
8438-16	9.025"
8440-16	9.050"
8442-16	9.075"
8444-16	9.100"
8446-16	9.125"
8448-16	9.150"
8450-16	9.175"
8452-16	9.200"
8454-16	9.225"
8456-16	9.250"
8458-16	9.275"
8460-16	9.300"
8462-16	9.325"
8464-16	9.350"
8466-16	9.375"
8468-16	9.400"
8470-16	9.425"
8472-16	9.450"
8474-16	9.475"
8476-16	9.500"
8478-16	9.525"
8480-16	9.550"
8490-16	9.575"
8492-16	9.600"
8494-16	9.625"
8496-16	9.650"
8498-16	9.675"
8500-16	9.700"
8502-16	9.725"
8504-16	9.750"
8506-16	9.775"
8508-16	9.800"
8510-16	9.825"
8512-16	9.850"
8514-16	9.875"
8516-16	9.900"
8518-16	9.925"
8520-16	9.950"
8522-16	9.975"
8524-16	10.000"
8526-16	10.025"
8528-16	10.050"
8530-16	10.075"
8532-16	10.100"
8534-16	10.125"
8536-16	10.150"
8538-16	10.175"

Part #	Length
8540-16	10.200"
8542-16	10.225"
8544-16	10.250"
8546-16	10.275"
8548-16	10.300"
8550-16	10.325"
8552-16	10.350"
8554-16	10.375"
8556-16	10.400"
8558-16	10.425"
8560-16	10.450"
8562-16	10.475"
8564-16	10.500"
8566-16	10.525"
8568-16	10.550"
8570-16	10.575"
8572-16	10.600"
8574-16	10.625"
8576-16	10.650"
8578-16	10.675"
8580-16	10.700"
8590-16	10.725"
8592-16	10.750"
8594-16	10.775"
8596-16	10.800"
8598-16	10.825"
8600-16	10.850"
8602-16	10.875"
8604-16	10.900"
8606-16	10.925"
8608-16	10.950"
8610-16	10.975"
8612-16	11.000"
8614-16	11.025"
8616-16	11.050"
8618-16	11.075"
8620-16	11.100"
8622-16	11.125"
8624-16	11.150"
8626-16	11.175"
8628-16	11.200"
8630-16	11.225"
8632-16	11.250"
8634-16	11.275"
8636-16	11.300"
8638-16	11.325"
8640-16	11.350"
8642-16	11.375"
8644-16	11.400"
8646-16	11.425"
8648-16	11.450"
8650-16	11.475"
8652-16	11.500"

PUSHROD LENGTH CHECKER

Proper rocker arm geometry cannot be achieved without the correct length pushrod. Designed for ease of use, the steel alloy Lunati Pushrod Length Checker extends .050" with each revolution. With a black oxide coating for durability, this tool is certain to be the easiest way to obtain precise pushrod measurements.

Part #	Description	Adjustable	
		From	To
80701-1	Individual Length Checker	5.800"	6.800"
80702-1	Individual Length Checker	6.800"	7.800"
80703-1	Individual Length Checker	7.800"	8.800"
80704-1	Individual Length Checker	8.800"	9.800"
80706-1	Individual Length Checker	9.800"	10.800"
80707-1	Individual Length Checker	10.800"	11.800"
80708-1	Individual Length Checker	11.800"	12.800"
80709-1	Length Checker W/ 5/16" Cup End	6.800"	7.800"
80710-1	Length Checker W/ 5/16" Cup End	7.800"	8.800"
80711-1	Length Checker W/ 5/16" Cup End	8.800"	9.800"
80712-1	Length Checker W/ 5/16" Cup End	9.800"	10.800"
80713-1	Length Checker W/ 5/16" Cup End	10.800"	11.800"
80705	Master Pushrod Checking Kit – Contains 1 Each: #80701, #80702, #80703 and #80704	5.800"	9.800"



CENTER OILING CLEANING BRUSH

The nylon bristles and resilient steel handle of this pushrod cleaning brush are developed to handle the cleaning of internal oil passages on center oiling pushrods.

Part #	Description
80700-1	Pushrod Cleaning Brush, 12" Length



FUEL PUMP PUSHRODS

- Wear at fuel pump lobe can result in fuel pump pushrod failure, especially when running a steel roller cam core
- A fuel pump pushrod replacement can stop engine failure at the track
- Protect cam from serious damage

Part #	Description
94607	Lightweight Tubing W/ Bronze Tip for Steel Cams
94620	Olds Rocket Block W/ Bronze Tip for Steel Cams
94609	Steel Rod W/ Roller Tip (Not for BBC)
94616	Lightweight Tubing W/ Steel Tip for Cast Iron Cam



BAREBONES SINGLE ROLLER TIMING SETS

- Exceed all original equipment timing chain specifications
- Premium quality link belt type timing chains for exceptional durability; chain available separately
- Precision, cast iron camshaft and crank gear sprockets
- Ideal for stock replacement and mild performance applications



92004

Set #	Chain Only Part #	Description
AMC		
92035	92035C	V6 199-258, 1964-97
92008	92008C	V8 290-401, 1969-81
Buick		
92019	92019C	Buick, Olds, Pontiac V6, 183-252, 1977-Up
92003	92003C	Buick, Olds, Pontiac V6, 198-231, 1962-77
92003	92003C	V8 350, 1968-80
92045	92045C	V8 400-455, 1967-76
Chevrolet		
92075	92075C	V6 60° 173
92020	92020C	V6 90° 200, 229, 262, 1978-Present
92125	92020C	V6 90° 262 (4.3L), 1992-Present w/ Balance Shaft
92020	92020C	V8 265-400, 1955-91 (Except w/ Factory Roller Cam)
92126	92020C	V8 350 LT1 1992-94
92128	92128C	V8 350 LT1 1995-Up
92011	92011C	V8 396-454, 1965-91
Chrysler		
92022	92022C	V6 170-225, 1960-87
92002	92002C	V8 273-360, 1956-88
92010	92010C	V8 383-440 (Single-Bolt Gear), 1956-79
Ford		
92018	92018C	V6 144-200, 1960-83
92014 ¹	92014C	V8 289-351W & Boss 302, Pre-1972
92004 ²	92004C	V8 302-351W, 1972-Up
92005	92005C	V8 351C, 351M, 400M, 1970-82
92012	92012C	V8 352-428, 1964-74
92037 ¹	92037C	V8 429-460, 1968-71
Oldsmobile		
92006	92006C	V8 260-455, 1965-83
Pontiac		
92007	92007C	V8 265-455, 1955-81

1. Accommodates one-piece fuel pump eccentric
 2. Accommodates two-piece fuel pump eccentric



BRACKET MASTER DOUBLE ROW TIMING SETS

These sets are designed for adjustability and are equipped with three keyway crank sprockets that allow for a four-degree maximum advance and retard. The timing chain is a heavy duty double row that is heat treated for durability. Paired with the induction hardened, cast iron cam gear and billet steel crank sprocket, the Lunati Bracket Master Double Row Timing Chain Sets are best for mild street performance applications.

- Equipped with three keyway crank sprockets to allow for four-degree maximum advance and retard
- Heavy duty double row timing chain, heat treated for durability
- Induction hardened, cast iron cam gear; billet steel crank sprocket
- Designed for mild street performance



94200

Set #	Chain Only Part #	Description
AMC		
94218	94218C	V8 290-401 '69-81
Cadillac		
94219 ¹	N/A	V8 368, 425, 472, 500 V8 '68-84
Chevrolet/GM		
94200	94200C	V6 90°, 200, 229, 262 '78-86
94200	94200C	V8 265-400 '55-91 (Except W/ Factory Roller Cam)
92126 ²	92020C	V8 350 LT1 '92-94
92128 ²	92128C	V8 350 LT1 '95-Present
94210	94210C	V8 396-454 '65-91
Chrysler		
94203	94203C	V8 273-360 '56-88
94204	94210C	V8 383-440 (1-Bolt Gear) '56-79
94225	94210C	V8 426 Hemi, 383-440 (3-Bolt Gear) '60-73
Ford		
94220 ³	94200C	V8 255, 289, 302 & Boss 302 '65-88
94251 ⁴	94251C	V8 5.0L, 302, 351W '69-92
94208	94221C	V8 352-428 '64-74
94221	94221C	V8 351C, 351M, 400M '70-82
94230 ³	94230C	V8 429-460 '68-87
Oldsmobile		
94213	94221C	V8 260-455 '65-83
Pontiac		
94212 ¹	N/A	V8 326-455 '55-81

1. Uses single roller timing chain, not double roller.
 2. Use link belt chain.
 3. Use with one-piece fuel pump eccentric.
 4. Use with two-piece fuel pump eccentric.

CAMSHAFTS

LIFTERS

VALVE SPRINGS

ROCKER ARMS

PUSHRODS

TIMING SETS

MISCELLANEOUS

SPORTSMAN RACE DOUBLE ROLLER TIMING SETS

Building off of the extremely durable and successful Bracket Master Double Roller, Lunati designed a timing set specifically for heavy street and race applications. The Sportsman Race Roller Timing Chain Sets feature a cast iron cam gear and billet steel crank sprocket as well as four-degree adjustability, but it is upgraded with a heavy-duty, large pin, double roller chain. In addition, the .250" double roller chain is pre-stretched and heat treated to increase strength and durability, making the Sportsman Race Timing Set capable of handling all street and race applications.



93117

Set #	Chain Only Part #	Description
AMC		
93027	93021C	V6 199-258 '64-86
93018	93018C	V8 290-401 '69-81
Buick		
93024	93023C	V6 183-252 '77-Present
93023	93023C	V6 198-231 '62-77, 350 '68-80
Chevrolet/GM		
93117	93117C	V6 90°, 200, 229, 262, '78-86
93026	93117C	4.3L V6 262, '87-92 W/ Factory Roller Cam
93117	93117C	V8 265-400, '55-91 (Except W/ Factory Roller Cam)
93113	93117C	V8 265-400, '55-91 (Except W/ Factory Roller Cam) W/ Torrington Bearing
93117-005 ¹	93117C	V8 265-400 True Roller Race Set .005" Undersized for Align Bored Blocks
93117-010 ¹	93117C	V8 265-400 True Roller Race Set .010" Undersized for Align Bored Blocks
93026	93117C	V8 305-350 '87-92, W/ Factory Roller Cam (Non-LT1)
93110	93110C	V8 396-454 '65-96
93114	93110C	V8 396-454 '65-96 W/ Torrington Bearing
93110-005	93110C	V8 396-454 True Roller Race Set .005" Undersized for Align Bored Blocks
93110-010 ²	91100C	V8 396-454 True Roller Race Set .010" Undersized for Align Bored Blocks
Chrysler		
93010	93010C	V8 273-360 '56-88
93011	93110C	V8 383-440 (1-Bolt Gear) '56-79
93022	93110C	V8 426 Hemi, 383-440 (3-Bolt Gear) '60-73
Ford		
93019 ²	93117C	V8 255, 289, 302 & Boss 302 '65-88
93028 ³	93117C	V8 351W '84-92, 351W H.O. '69-84, 5.0L 302
93028	93117C	V8 5.0L H.O. 302 '80-84
93021	93021C	V8 351C, 351M, 400M '70-82
93012	93021C	V8 352-428 '63-76
93025 ³	93110C	V8 429-460 '68-71, '72-87
Oldsmobile		
93023	93023C	V6 198-231 '62-77
93024	93024C	V6 183-252 '77-Present
93017	93021C	V8 260-455 '65-83
Pontiac		
93024	93023C	V6 183-252 '77-Present
93023	93023C	V6 198-231 '62-77
93016	93016C	V8 326-455 '55-82

1. Undersized for align bored blocks.

2. Requires one-piece fuel pump eccentric for use on Late Model engines.

3. Use with two-piece fuel pump eccentric.

ADJUSTABLE TIMING SETS

The Adjustable Timing Sets from Lunati offer an infinitely adjustable cam gear within the range of a six-degree advance/retard. The sets also feature a three keyway crank sprocket for additional four-degree incremental adjustments to give a maximum advance/retard of ten-degrees. The induction hardened steel billet gears are among the longest lasting on the market, and the large pin design, double roller chain is pre-stretched and heat treated for durability. In addition, the low-friction Torrington roller thrust bearing makes these timing sets ideal for street performance and race applications.

- Infinitely adjustable cam gear within range of six-degree advance/retard
- Three keyway crank sprocket for addition four-degree incremental adjustments
- Large pin design, double roller chain is pre-stretched and heat treated for durability
- Use with street performance and race applications

Set #	Chain Only Part #	Description
Chevrolet/GM		
95100	95100C	V8 265-400
95159	95159C	RHS LS Block
95158	95158C	LS1/LS2/LS6
95167	95158C	LS7
95110 ¹	95110C	V8 396-454
95149 ²	95149C	V8 454-502, Gen VI
Chrysler		
95125	95110C	V8 383-440 (3-Bolt Gear)
Ford		
95135	95100C	V8 5.0L, 302, 351W
95105	95105C	V8 390-428
95122 ³	95110C	V8 429-460
Oldsmobile		
95113 ⁴	95105C	V8 400-455
95146	95146C	V8 Rocket Block, Raised Cam
Misc.		
95000	N/A	Chevrolet/LS Replacement Adjustment Bushing
95001	N/A	Ford Replacement Adjustable Eccentric



1. Includes special cam timing system, thrust bearing and matched machined steel gears (cam button recommended).
2. Single roller chain design for clearance.
3. Includes one-piece fuel pump eccentric.
4. Not to be used where open spring pressures exceed 500 lbs.

TWO-PIECE ADJUSTABLE BILLET TIMING SETS

The seamless .250" roller chain paired with the high-strength billet gears will deliver maximum durability and reliability. The Lunati two-piece adjustable billet timing set is designed with two-degree incremental adjustability for up to six-degrees in advance and retard. The unique design includes a Torrington roller thrust bearing and custom adjusting tools, making it applicable for both street performance and racing applications.

Set #	Description
Chevrolet/GM	
95700	V6 90°, 200, 229, 262 '78-86
95700	V8 265-400 '55-91 (Except W/ Factory Roller Cam)
95760	V8 Rocket SBC, Raised Cam Blocks
95710	V8 396-454 '65-96
Ford	
95751 ²	V8 5.0L 302, 351W, '84-92
95720 ¹	V8 5.0L 302, 351W
95730 ¹	V8 429, Boss 429-460



1. Use with one-piece fuel pump eccentric.
2. Use with two-piece fuel pump eccentric.

KEYWAY ADJUSTABLE BILLET TIMING SETS

Steel billet gears and a nine keyway crank sprocket allow for one-degree incremental adjustability with a maximum range of four-degree advance/retard. The heavy duty, large pin design of the .250" double roller chain is pre-stretched and heat treated for increased durability, and the set includes a Torrington roller thrust bearing on the cam sprocket to reduce friction. With the combination of superior components, the Keyway Adjustable Billet Timing Set is a great option for all street performance and race applications.

Set #	Description
Chevrolet/GM	
95500	V8 265-400
95565	V8 265-400 W/ BBC Crank Snout
95550	V8 305-350 W/ Factory Roller Cam
95560	V8 SBC Rocket, Raised Cam Blocks
95534	Gen III LS2 (Early Model W/ 24 Tooth Reluctor Only)
95535	LS2 (1-Bolt Gear, 58x)
95536	LS3 (3-Bolt Gear, 58x)
95510	V8 396-454
95537	V8 454-502 Gen VI '96-02
Chrysler	
95503	V8 273-360
95504	V8 383-440 (1-Bolt Gear)
95525	V8 426 Hemi, 383-440 (3-Bolt Gear), '60-73
95505	V8 5.7L, 6.1L Hemi, '05-08
Ford	
95520 ¹	V8 5.0L, 302, 351W
95551 ²	V8 5.0L, 302, 351W '84-92 (March)
95521	V8 351C, 351M, 400M '70-82
95508	V8 352-428
95530 ¹	V8 429-460
Pontiac	
95512	V8 326-455



1. Use with one-piece fuel pump eccentric.
2. Use with two-piece fuel pump eccentric.

GM LS TIMING SETS

- Heat-treated, billet steel sprockets with captured thrust bearing
- Available in several options, including 3 keyway for 1- or 3-bolt cams with 1 or 4 pole reluctors
- .388" Raised block sets available with upgraded chain for all out racing applications

Set #	Chain Only Part #	Description
Standard Center Distance		
95603	95603C	LS1/LS2/LS6 Single Chain 3 Keyway for 3-Bolt Cam, 1 Pole Reluctor (24x)
95613	95603C	LS2 Single Chain 3 Keyway for 3-Bolt Cam, 4 Pole Reluctor (58x)
95623	95603C	LS2/LS3 Single Chain 3 Keyway for 1-Bolt Cam, 4 Pole Reluctor (58x)
95633	95603C	LS7 Single Chain 3-Keyway for 3 Bolt Cam, 4 Pole Reluctor (58x)
Raised Block		
95603R	95603RC	LS1/LS2/LS6 Single Chain 3 Keyway for 3-Bolt Cam, 1 Pole Reluctor (24x)
95613R	95603RC	LS2 Single Chain 3 Keyway for 3-Bolt Cam, 4 Pole Reluctor (58x)
95623R	95603RC	LS2/LS3 Single Chain 3 Keyway for 1-Bolt Cam, 4 Pole Reluctor (58x)
95633R	95603RC	LS7 Single Chain 3-Keyway for 3 Bolt Cam, 4 Pole Reluctor (58x)

95633





93105

GEAR DRIVES

Lunati Gear Drives have a distinctive design that greatly reduces timing movement through the RPM range. They are meticulously machined from billet steel for timing accuracy and the four-degree advance/retard can be achieved through either cam gear dowel pin inserts or three keyway crank gears. A heat treatment is applied for durability, and the kit includes dowel pin advance/retard inserts, a rollerized cam button for use with a roller cam and a lock plate with the bolts. These are a great choice for street performance applications looking for a blower sound.

Part #	Description
--------	-------------

Chevrolet/GM

93105	V8 262-400
93107 ¹	V8 305, 350 W/ Factory Roller Cam
93106	V8 396-454
93108	454-502 Gen VI '96-02

Ford

93120	V8 221-302, 351W
93164	V6 240-300 '65-91, Steel Gear Set
93130	V8 429-460

1. Not for use in LT1 engines.



95764

FORD 4.6/5.4L ADJUSTABLE CAM GEAR SET

Ford's 4.6/5.4L two and four valve engines have the capacity to make a lot of horsepower, but with the factory timing gear setup, you can't "tune" your camshaft timing. The Lunati Ford 4.6/5.4L SOHC and DOHC Adjustable Cam Gear Set provides up to 12° of camshaft advance/retard. The ability to modify cam timing when engine modifications are completed is extremely important. The cam gear set installs in exactly the same way as the original factory gears (already equipped with the proper sensor) and work with the Ford OE timing chains. Each gear features both a steel hub and outer gear for light weight and increased durability.

Part #	Description
--------	-------------

95764	4.6/5.4L SOHC/DOHC Cam Gear Set
95764R	4.6/5.4L SOHC/DOHC Cam Gear - Right
95764L	4.6/5.4L SOHC/DOHC Cam Gear - Left



58112PE

CAM PHASER LIMITER KITS

OEM cam phasers offer the ability to retard the cams up to 60 crank degrees, which creates a wide range of valve timing movement. This wide range provides little piston to valve clearance, which only lends itself to small cam profiles with little overlap. By limiting the range of cam timing movement to around 20 crank degrees, the Lunati Cam Phaser Limiter Kits still provide all of the benefits of a cam phaser but also give the extra valve clearance needed for higher performance cams.

Part #	Description
--------	-------------

Chevrolet/GM

58112PE	Gen IV '07-08 VVT
58113PE	Gen IV '09-Present VVT



90207



90201

THRUST BEARINGS AND WEAR PLATES

The Lunati Thrust Bearings and Wear Plates are specifically designed to help set proper cam thrust clearance and eliminate wear at the front of the block.

Part #	Bearing Thickness	Description
--------	-------------------	-------------

Chevrolet/GM

90201 ¹	.030"	V8 262-400 Wear Plate
90203 ¹	.030"	V8 396-454 Wear Plate
90207 ¹	.142"	V8 262-400 Roller Thrust Bearing
90208 ¹	.142"	V8 396-454 Roller Thrust Bearing

Chrysler

90203 ¹	.030"	V8 383-440 Hemi Wear Plate
--------------------	-------	----------------------------

Ford

90211 ²	.142"	V8 390-428 Thrust Plate and Bearings
90212	.142"	V8 289-351W Thrust Plate and Bearings, OEM Replacement for Cam Plate Single Bearing
90213 ²	.142"	V8 289-351W H.P. Thrust Plate and Bearings, Machining Required
90214 ¹	.142"	V8 351C, 429-460 Thrust Plate and Bearings

Oldsmobile

90215	.400"	V8 260-455 '64-84 Except Diesel
90216	.041"	V8 Camshaft Spacer (Required W/ #90215)

1. Some machining needed when used with OEM type timing set.
2. Requires tooling.

DEGREE BUSHINGS

Available for SBC and BBC as well as 426 Hemi Chryslers, Lunati Degree Bushings are used to accurately position the camshaft. These bushings are precision manufactured and color coded for easy installation and will require a 13/32" drill set.

Part #	Bushings	Description
81015	All	Cam Degree Bushing Set (Includes 0°, 2°, 4°, 6°, 8°)
81015-0	0°	Cam Degree Bushing
81015-2	2°	Cam Degree Bushing
81015-4	4°	Cam Degree Bushing
81015-6	6°	Cam Degree Bushing
81015-8	8°	Cam Degree Bushing

Keys

81003	2° & 4°	Key Set
81003-1-2	2°	Key Set
81003-1-4	4°	Key Set



81015

GM CAM LOCK PLATES

The bendable locking tabs and high-strength bolts of this Cam Lock Plate prevent cam bolts from backing out at any RPM level or stress load. The lock plate is recommended for any camshaft installation.

Part #	Description
90283	V8 Lock Plate W/ Bolts
90284	Gen III/IV LS 3-Bolt Style Lock Plate W/ Bolts



90283

CAMSHAFT BOLTS

Designed to increase strength and decrease breakage, Lunati Camshaft Bolts are rated at 170,000 psi.

Part #	Size	Length	Description
Chevrolet/GM			
90290-3	5/16"	.750"	V8 262-400, 396-454 & 90° V6 200-262
90285-1	M16	1.500"	L92 Installation Bolt
Ford			
90286-1	3/8"	1.500"	V8 260-351W
90287-1	3/8"	2.000"	V8 351C
90288-1	7/16"	1.750"	V8 352-427
90289-1	3/8"	1.500"	V8 429-460



90290-3

THRUST BUTTONS

Thrust Buttons are installed between the front of the timing gear and the back of the timing cover and can be fitted with shims for correct endplay. Solid thrust buttons are available in nylon or aluminum. Lunati also offers a roller thrust button for maximum performance applications.

Part #	Length	Description
Buick		
90005	.660"	V6 231 '77 1/2-'87 Roller Button
Chevrolet/GM		
90001	.795"	V8 262-400 Roller Button
90006	.810"	V8 262-400, 90° V6 Nylon Thrust Button
90007	.945"	V8 396-454 Nylon Thrust Button
90000	.945"	V8 396-454 Roller Button
Chrysler		
90004	.715"	V8 426 Hemi, 383-440 Roller Button
90008	.735"	V8 426 Hemi, 383-440 Nylon Thrust Button



90001

90006

BRONZE DISTRIBUTOR GEARS

Because stock cast iron gears are not compatible with steel roller camshafts, it is necessary to use bronze gears when installing such camshafts. Lunati Bronze Distributor Gears are made from AMPCO 45 extruded aluminum bronze with five percent nickel added; they have a unique high-strength tooth design that is capable of handling high pressure oil pumps.

Part #	Description	Shaft O.D.
Chevrolet/GM		
88250	L6	.491"
88347	V8 HEI	.427"
88350	V8 and V6, Stock Size	.491"
88349	V8 262-400, 396-454 W/ Accel Distributor	.500"
88348	MSD	.500"
Chrysler		
88340	V8 A 273-360	.484"
88426	V8 B and Hemi	.484"
Ford		
88300	6 Cylinder 240-300	.530"
88289	V8 289-302, 351W, Boss 302	.467"
88290	V8 289-302, 351W, Boss 302	.500"
88302	V8 SVO 302-351W	.530"
88428	V8 FE 332-428	.467"
88400	V8 351C-400, 332-428, 429-460	.500"
88351	V8 351C-400, 332-428, 429-460	.530"
Oldsmobile		
88455	V8 260-455	.491"
Pontiac		
88489	V8 265-455	.491"



HEAT TREATED CAST DISTRIBUTOR GEARS

Heat Treated Cast Distributor Gears are made with a unique material that is specially nitrided to case harden the gear, providing excellent wear characteristics. This increased hardness eliminates compatibility concerns and can be used with steel roller camshafts.

Part #	Description	Shaft O.D.
Chevrolet		
89027	V8 262-400, 396-454	.491"
89026	V8 262-400, 396-454	.500"
89031	V8 262-400, 396-454 (+.006" Oversized)	.500"
89033	V8 262-400, 396-454, Reverse Rotation	.427"
89028	V8 262-400, 396-454, Reverse Rotation	.500"
89032	V8 262-400, 396-454 HEI	.427"
Ford		
89030	V8 289-302, Boss 302, 351W	.500"
89100	V8 351C-400, 332-428, 429-460, Steel Gear	.530"



TOOLS

Lunati offers a full line of specialty tools and instruments for engine builders and machinists.

VALVE SEAL INSTALLATION TOOLS

These two-part tools are comprised of a bullet-nose sleeve (.010" wall) and hand piece that provides an easy solution to installing Teflon seals on valve stems.

Part #	Description
LUN101013	8mm Valve Seal Installation Tool
LUN101012	5/16" Valve Seal Installation Tool
LUN101010	11/32" Valve Seal Installation Tool
LUN101011	3/8" Valve Seal Installation Tool

CHECKING SPRINGS

- Low tension Checking Springs simplify measuring piston-to-valve clearance, rocker ratio, cam degreeing, etc.
- Set of 8 checking springs can be installed by hand in place of valve springs

Part #	Description
LUN101325	Checking Springs, Set of 8

MICROMETERS

The simplest and most accurate way to measure valve spring installed height. Installs exactly like a valve spring and expands until the valve, locks and retainer are seated. Accurate to within .001".

Part #	Description
LUN101205	Height Micrometer, 1.400"-1.800"
LUN101200	Height Micrometer, 1.600"-2.200"

SPRING SEAT CUTTERS

These Spring Seat Cutters are available for popular sized spring seats and allow you to machine spring seats using only a hand drill.

Part #	Description
LUN351319	Spring Seat Cutter 1.320" O.D.
LUN351320	Spring Seat Cutter 1.440" O.D.
LUN351325	Spring Seat Cutter 1.550" O.D.
LUN351330	Spring Seat Cutter 1.580" O.D.
LUN351335	Spring Seat Cutter 1.680" O.D.
LUN351340	Spring Seat Cutter 1.740" O.D.
LUN351370	Arbor, 5/16"
LUN351380	Arbor, 11/32"
LUN351390	Arbor, 3/8"

VALVE GUIDE CUTTERS

- Designed to shorten valve guide boss for high lift cams
- Reduce outside diameter to accept triple springs and/or aftermarket valve seals
- Utilize interchangeable arbors, sold separately

Part #	Description
LUN351341	Valve Guide Cutter, .446"
LUN351342	Valve Guide Cutter, .485"
LUN351345	Valve Guide Cutter, .530"
LUN351350	Valve Guide Cutter, .625"

DIAL INDICATORS & ACCESSORIES

- 0-1" Travel by .001" jeweled dial indicator
- Lug back, 3/8" shaft, 0-100 dial face and revolution counter
- Compact design Magnetic Dial Indicator perfect for cam degreeing and checking deck clearance, runout or end play

Part #	Description
80012	Dial Indicator Kit W/ Stand
80012A	Dial Indicator, 1" Travel
80012B	Dial Indicator Magnetic Base Stand

CAM DEGREE KITS

This Cam Degree Kit from Lunati includes everything you need, including a 9" degree wheel, dial indicator, magnetic dial indicator base and deck plate.

Part #	Description
80001	Cam Degree Wheel Kit
80000	Cam Degree Wheel

CALIPERS

These calipers are designed to let you measure almost any inside, outside or depth dimension to .001" for extreme precision readings. Digital calipers feature LCD display. Case included.

Part #	Description
LUN256400	6" Digital Calipers
LUN151205	Stainless Steel Dial Calipers

DIAL BORE GAUGE

Our .0005" Dial Bore Gauge determines size, straightness or taper on main, rod and cylinder bores once equipped with a micrometer. Case included.

Part #	Description
LUN205025	Dial Bore Gauge, 2"-6"

UNIVERSAL ROD GUIDE TOOL

- Can be used during installation of rods on the crank or during disassembly
- Works with any size rod bolts or can be used with included adapters for rods with cap screws

Part #	Description
LUN101295	Universal Rod Guide Tool
LUN101296	Big Block Extensions

PRO PISTON KNOCKER

- Constructed of a non-marring composite Delrin material
- Measures 13" in length with 2" and 2 1/2" diameter ends
- Two lb overall weight is achieved through the use of a chamber loaded with steel shot

Part #	Description
LUN101290	Pro Piston Knocker

TAPERED RING COMPRESSORS

The Lunati Tapered Ring Compressors lightly squeeze rings and funnel pistons into the bores without causing any damage. The extra tall compressors are constructed of aluminum and are hard anodized for durability. Designed to work on blocks with studs, these Tapered Ring Compressors also feature a convenient finger registration groove.

Part #	Description
LUN103500	Tapered Ring Compressor, 3.500"
LUN103810	Tapered Ring Compressor, 3.810"
LUN103875	Tapered Ring Compressor, 3.875"
LUN103905	Tapered Ring Compressor, 3.905"
LUN103935	Tapered Ring Compressor, 3.935"
LUN104000	Tapered Ring Compressor, 4.000"
LUN104005	Tapered Ring Compressor, 4.005"
LUN104020	Tapered Ring Compressor, 4.020"
LUN104030	Tapered Ring Compressor, 4.030"

PISTON RING SQUARES

These hard anodized, aluminum tools push the ring a full .600" down the cylinder bore for accurate end gap measurement.

Part #	Description
LUN105001	Piston Ring Square, 3.810"-3.980"
LUN105002	Piston Ring Square, 4.000"-4.230"
LUN105003	Piston Ring Square, 4.240"-4.380"
LUN105004	Piston Ring Square, 4.400"-4.640"

ADJUSTABLE TAPERED RING COMPRESSORS

Adjustable Tapered Ring Compressors are similar to the Tapered Ring Compressors that we offer, however they include a split down the side and a large hose clamp for adjustment. This makes them an excellent choice for someone who works on a variety of bore sizes or for non-standard sizes. Each has a range of .090" and are hard anodized for wear.

Part #	Description
LUN106020	Ring Compressor, 4.000"-4.090"
LUN106025	Ring Compressor, 4.125"-4.215"
LUN106030	Ring Compressor, 4.250"-4.350"

PISTON RING EXPANDER PLIERS

- Handles piston rings of all sizes
- Rings can be removed or installed without fear of breakage
- Heat-treated for long life and durability

Part #	Description
LUN105060	Piston Ring Expander Pliers

RING GROOVE CLEANER

- Removes carbon from ring grooves on pistons from 2"-5" diameter
- Hardened cutter wheel includes ring sizes: 3/16", 5/32", 1/8", 3/32", 5/64", 1/16", 1/4", 4.5mm, 4.0mm, 3.0mm, 2.5mm and 2.0mm

Part #	Description
LUN105065	Heavy Duty Ring Groove Cleaner
LUN105066	Replacement Cutter Wheel

ADVANCED INDUCTIVE TIMING LIGHT

The Advanced Inductive Timing Light features 0-60° advance control, a bright linear Xenon flash tube and a die cast chrome plated housing.

- Focused Fresnel lens assures a strong flash at all speeds
- 12 Volt DC powered timing light is reverse polarity protected and carries accuracy to 8000 RPM

Part #	Description
LUN301500	Advanced Inductive Timing Light

SELF POWERED TIMING LIGHTS

Lunati offers two types of Self-Powered Timing Lights for 2 or 4 cycle applications that are battery operated. Standard model is usable to about 5,000 RPM, while the Pro model can operate beyond the 10,000 RPM range and features a burn proof aluminum pick-up with a high temp fire sleeve over the lead cable.

- One-wire inductive lead design
- Magneto compatible
- Incorporates a Xenon flash tube for use in daylight

Part #	Description
LUN301510	Standard Self Powered Timing Light
LUN301515	Pro Self Powered Timing Light
LUN301516	Replacement Xenon Flash Tube
LUN301517	Replacement Cable W/ Pickup

VACUUM CANISTERS

- Canisters double vacuum volume for power brakes
- Recommended for vehicles with 14" of vacuum or less

Part #	Description
95200	Vacuum Canister, Black
95201	Vacuum Canister, Silver

TELESCOPING GAUGE SET

These gauges are used to measure slots, grooves, recesses, cylinders, etc., and are useful for doing size comparisons. Each set contains six gauges with a range of 5/16"-6". Comes with storage pouch.

Part #	Description
LUN151275	Telescoping Gauge Set

INFRARED LASER TEMPERATURE GUN

The Infrared Laser Temperature Gun runs on a 9 volt battery and has a range of 0 to 750° F. The LCD display includes a backlight feature so it works equally well in darkness or daylight. There is no need to focus or calibrate. Includes plastic case.

Part #	Description
LUN301300	Infrared Laser Temperature Gun

PRO DAMPER PULLER/INSTALLER

This tool features a hardened, threaded shaft and alloy nut, combined with a roller thrust bearing puller plate. The kit fits GM, Ford and Chrysler and includes various size puller bolts. Plastic storage box is included.

Part #	Description
LUN300000	Pro Damper Puller/Installer

ROD BOLT STRETCH GAUGE

Stretch is the most accurate way to measure fastener pre-load. Our aluminum Rod Bolt Stretch Gauge is designed to hold itself onto the rod bolt while it's being tightened.

- Includes .001" mini dial indicator that has been modified with high tension spring for more holding power and precision
- Also features adjustable anvil to accommodate bolts up to 2.750" in length"

Part #	Description
98401	Rod Bolt Stretch Gauge
LUN101300	Rod Bolt Stretch Gauge

CRANKSHAFT STROKE CHECKER

Part #	Description
98900	Crankshaft Stroke Checker Gauge
98900A	Crankshaft Stroke Checker - Indicator Only
98900B	Crankshaft Stroke Checker - Base Only

LUNATI POWER T-SHIRT

Want to show off your Lunati pride? The classic Lunati components t-shirt is great for around the track, on the street or in the shop. This lightweight and durable shirt will let everyone know what powers your ride. Comes in sizes small through 4X.

99000



Part #	Description
99000S	Lunati Cams T-Shirt (Small)
99000M	Lunati Cams T-Shirt (Med)
99000L	Lunati Cams T-Shirt (Large)
99000XL	Lunati Cams T-Shirt (XL)
99000XXL	Lunati Cams T-Shirt (XXL)
99000XXXL	Lunati Cams T-Shirt (XXXL)
99000XXXXL	Lunati Cams T-Shirt (XXXXL)

VOODOO T-SHIRTS

The best way to show everyone that you're using a little Voodoo magic under the hood is with one of the Lunati Voodoo t-shirts. There are two different Voodoo styles to choose from: the classic Voodoo Skull or the Voodoo Hazardous.

The classic Voodoo t-shirt is a black t-shirt with the popular logo full size on the back while the Hazardous tee features a warning that Lunati is "hazardous to the competition." See chart below for available sizes.

Also available with the popular Voodoo logo is the Voodoo hooded sweatshirt. This sweatshirt features a front pocket perfect for holding tools and has the full size Voodoo logo on the back and a smaller logo on the front.

Part #	Description
Voodoo Skull	
99007S	Voodoo Skull T-Shirt (Small)
99007M	Voodoo Skull T-Shirt (Medium)
99007L	Voodoo Skull T-Shirt (Large)
99007XL	Voodoo Skull T-Shirt (XL)
99007XXL	Voodoo Skull T-Shirt (XXL)
99007XXXL	Voodoo Skull T-Shirt (XXXL)

Voodoo Hazardous	
99019S	Voodoo Hazardous T-Shirt (Small)
99019M	Voodoo Hazardous T-Shirt (Medium)
99019L	Voodoo Hazardous T-Shirt (Large)
99019XL	Voodoo Hazardous T-Shirt (XL)
99019XXL	Voodoo Hazardous T-Shirt (XXL)
99019XXXL	Voodoo Hazardous T-Shirt (XXXL)

Voodoo Hooded Sweatshirt	
99016S	Voodoo Sweatshirt (Small)
99016M	Voodoo Sweatshirt (Medium)
99016L	Voodoo Sweatshirt (Large)
99016XL	Voodoo Sweatshirt (XL)
99016XXL	Voodoo Sweatshirt (XXL)
99016XXXL	Voodoo Sweatshirt (XXXL)

99019



99007

99016

LOGO HATS

Show your pride with a black, fitted Lunati hat. Available with either the official Lunati logo or the popular Voodoo design, all baseball-style hats come in a most size fits all.

Part #	Description
99028	Logo Black Hat - One Size Fits All
99008	Voodoo Skull Hat - One Size Fits All



99028

99008



VOODOO BEANIE

This extra-warm beanie hat is a perfect match to the Voodoo sweatshirt and is guaranteed to keep your head warm while you are in the pits, at the track or in your home garage.

Part #	Description
99009	Voodoo Beanie Style Hat

APRON

This Lunati Apron is perfect for keeping dirt and oil off of your clothes, whether you're under the hood cranking wrenches or lifting the hood of your grill to flip some burgers. The handy front pocket is a great place to store tools, and the adjustable straps allow you to size appropriately.



Part #	Description
99005	Apron

BANNERS & METAL SIGNS

Part #	Description
99002	Lunati Banner
36-346	Voodoo Banner
99014	Lunati Metal Sign
99015	Lunati Voodoo Metal Sign



99014

99015



99002



36-346

DECALS

Part #	Description
99003	Lunati Contingency Decal
36-344	Voodoo Decal
36-290	Lunati Crankshaft Decal

36-290



36-344



99003

CAMSHAFTS

LIFTERS

VALVE SPRINGS

ROCKER ARMS

PUSHRODS

TIMING SETS

MISCELLANEOUS

BORN FROM JOE GIBBS RACING

DRIVEN

DRIVEN TO WIN RACING OIL®

Lunati is now a distributor for Driven Racing Oil products. Whether it's the company's synthetic racing oil, high-performance engine oil, driveline lubrications or engine builder products, Driven Racing Oil products have always focused on increasing power and improving durability so they are a natural complement for Lunati's line of high performance engine components.

Lunati will offer two viscosities of Driven BR Break-In Oil, synthetic street performance options for GM LS/Ford Modular applications and numerous variations of hot rod and racing oils, as well as the popular Driven Assembly Grease and HVL.

BR BREAK-IN OIL

This unique petroleum oil provides optimum levels of Zinc and Phosphorus for flat tappet engines, and the additive package promotes ring seal. Provides maximum protection available for cams and lifters during initial break-in. Does not require additional ZDDP additives. Good for full power pulls on the dyno, one night of racing or up to 400 miles on the street. **Viscosity typical of 15W-50.**

BR BREAK-IN OIL 30

The same high Zinc and Phosphorus formula as our original break-in oil, now in an SAE 5W-30 viscosity for hydraulic lifter engines. Provides excellent ring sealing. Does not require additional ZDDP additives. Good for full power pulls on the dyno, one night of racing or up to 400 miles on the street. **Viscosity typical of 5W-30.**

DRV00106



DRV01806



Part #	Description
--------	-------------

DRV00106	BR Break-In Oil Quart
DRV00107	BR Break-In Oil Case of (12) Qts.
DRV01806	BR Break-In Oil 30 Quart
DRV01807	BR Break-In Oil 30 Case of (12) Qts.

Driven BR Break-In Oil provides high levels of "fast burn" Zinc additives and low levels of detergents to quickly establish a foundational anti-wear film throughout your engine. Building this anti-wear film in your engine provides a lower wear break-in and extends the life of engine parts. Used oil analysis reveals that Driven BR Break-In Oil reduces wear during the break-in process. See the results of our Driven's wear metal test below.

WEAR METAL RESULTS

	DRIVEN BR BREAK-IN OIL	OTHER BREAK-IN OIL
ALUMINUM (ppm)	10	27
COPPER (ppm)	18	44
IRON (ppm)	37	84

Competition pushes engines to the edge, and your motor oil provides that thin film of lubricant that keeps your race engine from going over that edge. Driven Racing Oil developed a race specific line of oils to deliver a competitive advantage without compromising durability. Formulated with more Zinc, Moly and proprietary friction modifiers, the XP Series of Driven Racing Oil delivers championship winning performance and protection.

SYNTHETIC

XP3

Provides outstanding high temperature and high shear protection. Utilizes select synthetic base oils for increased durability at high temperatures. Formulated with proprietary anti-wear and friction reducing additives to fight valvetrain wear and increase horsepower. Ideal for crate, spec and custom built engines with clearances under .0027. Compatible with methanol and high octane race fuels. **Viscosity typical of 10W-30.**

DRV00306



XP6

Provides excellent bearing oil film thickness for aluminum blocks and looser clearance engines. Utilizes select synthetic base oils for increased durability at high operating temperatures. Recommended for methanol fueled engines. Formulated with proprietary anti-wear and friction reducing additives to fight valve train wear and increase horsepower. Compatible with high octane race fuels. **Viscosity typical of 15W-50**

DRV01006



SEMI-SYNTHETIC

XP5

A semi-synthetic based on our original formula race oil, XP5 provides excellent roller lifter and roller rocker arm protection. XP5 delivers improved high temperature shear and oxidation stability compared to mineral oil without the higher cost of a full synthetic. For use in high compression engines. **Viscosity typical of SAE 20W-50.**

DRV00906



Part #	Description
DRV00306	XP3 Quart
DRV00307	XP3 Case of (12) Qts.
DRV01006	XP6 Quart
DRV01007	XP6 Case of (12) Qts.
DRV00906	XP5 Quart
DRV00907	XP5 Case of (12) Qts.

CAMSHAFTS

LIFTERS

VALVE SPRINGS

ROCKER ARMS

PUSHRODS

TIMING SETS

MISCELLANEOUS

CAMSHAFTS

LIFTERS

VALVE SPRINGS

ROCKER ARMS

PUSHRODS

TIMING SETS

MISCELLANEOUS

PETROLEUM

HR1

Perfect for big block muscle cars, blown street rods and for engines with original seals. Good for loose bearing clearances. **Viscosity typical of 15W-30.**

HR2

Great for small block street cruisers and crate motors. 10W Multi-grade formula provides excellent start-up protection. **Viscosity typical of 10W-30.**

SYNTHETIC

HR3

Excellent protection for big blocks and looser clearance engines. Ideal for long stroke and/or high compression engines. **Viscosity typical of 15W-50.**

HR4

Excellent start-up protection with the high temperature stability of a synthetic. Provides fuel economy gains compared to heavier conventional oils. Great choice for street rods with crate engines. **Viscosity typical of 10W-30.**

DRV02106



DRV02006



DRV01606



DRV01506



Part # **Description**

DRV02106	HR1 Quart
DRV02107	HR1 Case of (12) Qts.
DRV02006	HR2 Quart
DRV02007	HR2 Case of (12) Qts.
DRV01606	HR3 Quart
DRV01607	HR3 Case of (12) Qts.
DRV01506	HR4 Quart
DRV01507	HR4 Case of (12) Qts.

**Note: All HR oils are fortified with ZDP for flat tappet protection.*

Modern engine designs and oils have done a great job of reducing emissions and protecting emissions control equipment. However, modern oils have played havoc on older engines. The reduction in emissions in modern cars has coincided with a reduction in traditional anti-wear additives (i.e. Zinc Dithiophosphates or ZDDP) in modern oils. While this is great for the environment, it is bad news for your flat tappet camshaft.

Driven Hot Rod Oils contains high levels of ZDDP to protect your camshaft and engine.

ANTI-WEAR PROTECTION





STREET PERFORMANCE – SYNTHETIC LS30/FR20

Designed for high performance LS and Ford Modular engines, LS30 (for LS engines) and FR20 (for Ford engines) reduce oil consumption by limiting oil vaporization and foaming. They utilize advanced mPAO synthetic base oils to provide high temperature and high shear protection for LS and Ford Modular based engines with and without variable valve timing. They deliver industry leading shear stability and HTHS bearing oil film thickness. **LS30 viscosity typical of 5W-30, FR20 viscosity typical of 5W-20.**

Part #	Description
DRV02906	LS30 Quart
DRV02907	LS30 Case of (12) Qts.
DRV03006	FR20 Quart
DRV03007	FR20 Case of (12) Qts.

DRV02906



DRV03006



ADDITIONAL ASSEMBLY GREASE

Recommended specifically by Lunati, this unique extreme pressure lube dissolves in oil without clogging oil passageways or plug filters. Apply to cams and lifters for break-in protection. It can also be used on rocker shafts, pushrod tips, wrist pins and distributor gears. When combined with BR Break-In Oil, it provides proven protection during break-in.

Part #	Description
DRV00734	17 g Packet
DRV00732	1 oz. Tube
DRV00728	1 lb. Tub

DRV00732



HVL – HIGH VISCOSITY LUBRICANT

High viscosity assembly lubricant (HVL) provides a tenacious yet fluid film to protect reciprocating and rotating components during assembly and initial break-in. This non-foaming product mixes with the break-in oil and extends film thickness during the critical break-in process. Can be added to regular oil to increase film thickness. Apply to engine bearings, piston skirts, bushings, oil pump gears, etc. This will not harden or cause parts to become “sticky.”

Part #	Description
DRV50050	8 oz. Bottle
DRV50051	Case of (12) 8 oz. Bottles

DRV50050



CAMSHAFTS

LIFTERS

VALVE SPRINGS

ROCKER ARMS

PUSHRODS

TIMING SETS

MISCELLANEOUS



LS DUAL VALVE SPRING KITS
p.297




TOOL STEEL RETAINERS
p.299



VOODOO ALUMINUM ROLLER ROCKER ARMS
p.305



DRIVEN RACING OILS
p.332



Check out the collection of performance engine parts we offer.