



TABLE OF CONTENTS

NEW PRODUCTS
Pages 2-5



BY LOKAR INC.

**CLAYTON
MACHINE
WORKS**

Pages 6-12

SHIFTERS & TRANSMISSION ACCESSORIES	PAGES 13 - 32	SHIFTERS
INTERIOR PRODUCTS	PAGES 33 - 42	INTERIOR
EMERGENCY BRAKES & CABLES	PAGES 43 - 49	BRAKES
EXTERIOR PRODUCTS	PAGES 50 - 52	EXTERIOR
THROTTLE & KICKDOWN CABLES & MOUNTING BRACKETS	PAGES 53 - 65	THROTTLE
PEDAL ASSEMBLIES	PAGES 66 - 87	PEDALS
TRANSMISSION & ENGINE DIPSTICKS	PAGES 88 - 93	DIPSTICKS
ACCESSORIES	PAGES 94 - 96	ACCESSORIES
DRAG RACING	PAGES 97 - 100	RACING

NEW PRODUCTS



BILLET ALUMINUM DASH KNOBS & BEZELS

- Machined from billet aluminum
- Designed to complement the entire line of Lokar products
- Several different styles and finishes

See Page 36 For More Information

“LUCILLE” SERIES INTERIOR ACCESSORIES

- Chrome plated accents inspired by Lokar’s 1940 Ford, Lucille, winner of the 2018 Goodguys Street Rod d’Elegance Award
- Interior door handles, window cranks, and seat adjuster handles

See Page 39 For More Information



“LUCILLE” SERIES THROTTLE ASSEMBLY & ACCESSORIES

- Chrome plated accents inspired by Lokar’s 1940 Ford, Lucille, winner of the 2018 Goodguys Street Rod d’Elegance Award
- Throttle assembly, brake, and clutch pedal pads
- Available with or without rib

See Page 72 For More Information

BILLET ALUMINUM AIR CLEANER NUTS

- Machined from billet aluminum
- Protective o-ring prevents marring of air cleaner
- Several different styles and finishes

See Page 95 For More Information



CLAYTON MACHINE WORKS LS OIL CAPS

- Contemporary designs and finishes
- Billet aluminum construction
- Complements other Clayton Machine Works products
- Available in black anodized, brushed, or polished finishes

See Page 11 For More Information

KICKDOWN BRACKETS

- Provides secure mounting for Lokar Kickdown Cable on most four barrel carbs while utilizing rigid throttle linkage
- Stainless steel construction
- Available in black or polished finishes

See Page 62 For More Information



VINTAGE SERIES SPARK PLUG WIRES

- Laquer coated woven cotton for an old school look
- 8 cylinder universal plug wire set with 90 degree plug ends
- LS application plug wire set with 90 and 135 degree coil boots
- EDPM silicon insulation with spiral wound suppression core
- Socket and boot ends included

See Page 96 For More Information





BILLET GRAB HANDLE

- 3 handle positions in 30 degree increments
- Sturdy billet aluminum construction
- Available in black, polished, or clear anodized finish

See Page 98 For More Information



RESTOMOD THROTTLE ASSEMBLIES & PEDAL PADS

- Classic OEM styling cues
- Machined from billet aluminum
- Throttle assembly mounts in original firewall location
- Spring-loaded throttle pedal
- Curved pads bolt to factory pedal arms
- Textured rubber inserts

See Page 74-75 For More Information



AXISHIFT

- Allows shifter to be rotated 360 degrees and tilted 15 degrees in any direction
- Machined from high strength steel
- Compatible with Tremec shifters
- Three attachment options available

See Page 26 For More Information



AxiShift Plus



AxiShift Lite



Patent Pending



DUAL THROTTLE BODY CABLE SYSTEMS

- Fully adjustable for easy synchronization
- U-Cut-To-Fit Throttle Cables included
- Stainless steel and billet aluminum construction
- Available in black and clear anodized finishes

See Page 61 For More Information



BY **LOKAR INC.**

LS Valve Covers

- Machined from billet aluminum
- Features a removable panel that can be painted and customized to your specific design
- Includes “carbon fiber look” inserts
- Uses OEM o-ring gaskets
- Threaded oil cap included
- Available in raw and polished finish
- Breather configuration is user supplied

FINISH	PART NUMBER
Machined	LSV-01
Polished	LSV-01-P



LS Coil Relocation Kit

- Relocation brackets allow you to remotely mount your coil packs virtually anywhere
- Machined from billet aluminum
- Black anodized
- Designed to work with LS-2,3,7, and 9
- Kit includes 4 brackets and all mounting hardware, including spacers (required when using Delphi coils)
- Will not work with truck or LS-1 coils

FINISH	PART NUMBER
Black Anodized	CRK-LS

LS Coil Covers

- Elegantly hides LS coil packs
- Machined aluminum
- Black powder coated or mill finish with machined highlights
- Fits GM LS engines utilizing existing coil bracket mounting points
- Designed to fit LS crate motors and will not clear factory high mount alternators (such as those found on Corvettes) unless a cutout is fabricated or aftermarket alternator and brackets are used.
- Best suited for aftermarket serpentine pulley systems
- Can also be used with relocated coil packs for lower profile appearance
- Dimensions: 19.5" X 5"



FINISH	OIL FILL CUTOUT	PART NUMBER
Black	Passenger Side	LSC-01-B
Black	None	LSC-02-B
Mill Finish	Passenger Side	LSC-01-M
Mill Finish	None	LSC-02-M



Muscle Car Pedal Assemblies

- Manufactured from lightweight aluminum
- Available for manual and automatic transmissions
- Includes all hardware needed for complete installation

(steering column support bracket not included)

APPLICATION	KIT TYPE	PART NUMBER
67-69 Camaro, 64-66 Chevelle, 68-74 Nova	Automatic	MCP-A1-A
	Manual	MCP-A1-M
1967 Chevelle	Automatic	MCP-A2-A
	Manual	MCP-A2-M
68-72 Chevelle	Automatic	MCP-A3-A
	Manual	MCP-A3-M

APPLICATION	BRAKE & CLUTCH PEDALS ONLY	
67-69 Camaro, 64-66 Chevelle, 68-74 Nova	Automatic	MCP-A1
	Manual	MCP-M1
67-72 Chevelle	Automatic	MCP-A2
	Manual	MCP-M2

APPLICATION	THROTTLE ASSEMBLY ONLY
67-69 Camaro, 64-67 Chevelle, 68-74 Nova	MCP-P1
2nd Gen Camaro, Universal	MCP-P2
68-72 Chevelle	MCP-P3
Tri-Five	MCP-P7
Full Size Chevy	MCP-P8
62-67 Nova	MCP-P9

BRAKE / CLUTCH & THROTTLE PADS	
Throttle Pad	MCP-P4
Automatic Brake Pad	MCP-P5
Brake / Clutch Pad	MCP-P6
E-Brake Cover	EB-P1-G



E-Brake Cover

Drive-By-Wire Throttle Assembly

- Pre-programmed for specific OEM and aftermarket DBW applications
- Billet aluminum construction
- Complements other Clayton Machine Works products
- Available in black or gray finishes with machined details



APPLICATION	OEM PEDAL NUMBERS (OR EQUIVALENT)	GRAY FINISH	BLACK FINISH	
Ford	-	CDBW-FORD01G	CDBW-FORD01B	
GM	# 25832864 # 15847349	CDBW-GM01G	CDBW-GM01B	
	# 25835421 # 15864594	CDBW-GM02G	CDBW-GM02B	
	# 15145758 # 15187573	CDBW-GM03G	CDBW-GM03B	
	# 25830024 # 10345632 # 15831256 # 15884315	CDBW-GM04G	CDBW-GM04B	
	# 15107594	CDBW-GM05G	CDBW-GM05B	
	# 10379038 # 10367117 # 22741799 # 22741800 # 921199239	CDBW-GM06G	CDBW-GM06B	
	# 92188385	CDBW-GM07G	CDBW-GM07B	
	# 15821777 # 20827131	CDBW-GM08G	CDBW-GM08B	
	Holley	# 10379038	CDBW-HOLLEY01G	CDBW-HOLLEY01B
	Mopar	-	CDBW-MOPAR01G	CDBW-MOPAR01B

Billet Throttle Assemblies With Matching Pedal Covers

- Black anodized finish with machined highlights and perforated aluminum inserts
- Fully adjustable and features molded rubber inserts with a spring-loaded gas pedal
- Pedal covers require no drilling for installation

APPLICATION	KIT TYPE	PART NUMBER
67-69 Camaro, 64-67 Chevelle, 68-74 Nova	Throttle Assembly Only	TA-206-B1
	Automatic Transmission Kit w/ Brake Cover	TA-206-BKA1
	Manual Transmission Kit w/ Brake & Clutch Cover	TA-206-BKM1
Second Generation Camaro Universal Firewall Mount	Throttle Assembly Only	TA-206-B2
	Automatic Transmission Kit w/ Brake Cover	TA-206-BKA2
	Manual Transmission Kit w/ Brake & Clutch Cover	TA-206-BKM2
68-72 GM Chevelle	Throttle Assembly Only	TA-206-B3
	Automatic Transmission Kit w/ Brake Cover	TA-206-BKA3
	Manual Transmission Kit w/ Brake & Clutch Cover	TA-206-BKM3
Tri-Five	Throttle Assembly Only	TA-206-B7
Full Size Chevy	Throttle Assembly Only	TA-206-B8
62-67 Chevy II / Nova	Throttle Assembly Only	TA-206-B9
Drive-By-Wire	Throttle Pad Only	TA-206-DBW



drive-by-wire
pedal pad

Billet Pedal Covers

- Black anodized finish with machined highlights
- Uniquely designed rubber inserts
- No drilling is required for installation
- Available for manual and automatic applications
- Sold individually

FITMENT	PART NUMBER
Automatic Brake Pad	BPA-206-B
Manual Clutch / Brake Pad	BPM-206-B
E-Brake Cover	EB-P1-B



E-Brake Cover





Truss-Style Shifter Arms

- Machined from billet aluminum
- Gray powder-coated finish
- Available in 8" and 10" lengths with 30 degree kickback
- Fits Hurst, Tremec TKO-500 , TKO-600 and T-56 with the standard 2 bolt flange
- 3/8-16 Threaded stud for shift knob
(knob not included)

LEVER LENGTH	FINISH	PART NUMBER
8"	Black Anodized	SH-205-8
10"	Black Anodized	SH-205-10
8"	Gray Powder Coat	SH-202-8
10"	Gray Powder Coat	SH-202-10

Truss-Style Adjustable Shifter Arm

- Adjustable to 3 settings in 10 degree increments
- Machined from billet aluminum
- Grey powder-coated or black anodized finish
- Fits Hurst, Tremec TKO-500 , TKO-600 and T-56 with the standard 2 bolt flange
- 3/8-16 Threaded stud for shift knob
(knob not included)

LEVER LENGTH	FINISH	PART NUMBER
10"	Gray Powder Coat	SH-204-10
10"	Black	SH-206-10



Billet Shifter Arms

- Machined from billet aluminum
- Black anodized finish with machined edges and perforated aluminum inserts
- Available in 8" and 10" lengths with 30 degree kickback
- Fits Hurst, Tremec TKO-500 , TKO-600 and T-56 with the standard 2 bolt flange
- 3/8-16 Threaded stud for shift knob
(knob not included)

LEVER LENGTH	FINISH	PART NUMBER
8"	Black Anodized	SH-203-8
10"	Black Anodized	SH-203-10





Billet Door Handles & Window Cranks Truss-Style

- Powder-coated with machined highlights
- Fits GM and Ford (1949 and newer)
- Available in black or gray

APPLICATION	FINISH	TYPE	PART NUMBER
1949 & Up GM / Ford	Gray Powdercoat	Door Handles (Pair)	PT-202
		Window Cranks (Pair)	PT-203
		Vent Window Cranks (Pair)	PT-204
1948 & Older Ford	Black Powdercoat	Door Handles (Pair)	PT-402
		Window Cranks (Pair)	PT-403
		Vent Window Cranks (Pair)	PT-404

Billet Door Handles & Window Cranks Mesh-Style

- Black anodized with machined highlights and perforated aluminum insert
- Fits GM and Ford (1949 and newer)

APPLICATION	FINISH	TYPE	PART NUMBER
1949 & Up GM / Ford	Black Anodized	Door Handles (Pair)	PT-302
		Window Cranks (Pair)	PT-303
		Vent Window Cranks (Pair)	PT-304



Groove


Dished

Modern

Billet Aluminum LS Oil Caps

- Contemporary designs and finishes
- Billet aluminum construction
- Complements other Clayton Machine Works products
- Available in black anodized, brushed, or polished finishes

STYLE	BRUSHED FINISH	BLACK FINISH	POLISHED FINISH
Groove	LSO-01	LSO-01-B	LSO-01-P
Dished	LSO-02	LSO-02-B	LSO-02-P
Modern	LSO-03	LSO-03-B	LSO-03-P



Interior Trim

- Available in 4 and 6 foot lengths
- Smooth or grooved style
- Easily shaped to virtually any contour
- Mill finish extruded aluminum
- Easily polished to a mirror finish
- Dimensions: .25" X .25"



STYLE	TYPE	PART NUMBER
Smooth	4 Foot	AES-4
	6 Foot	AES-6
	Kit of 24 Pieces - 4 Foot	AES-4KT
	Kit of 24 Pieces - 6 Foot	AES-6KT
Grooved	4 Foot	AEG-4
	6 Foot	AEG-6
	Kit of 24 Pieces - 4 Foot	AEG-4KT
	Kit of 24 Pieces - 6 Foot	AEG-6KT
12 Each Smooth 12 Each Grooved	Kit of 24 Pieces - 4 Foot	AEB-4KT
	Kit of 24 Pieces - 6 Foot	AEB-6KT



Exterior Trim

- Mill finish extruded aluminum, easily polished to a mirror finish
- Easy installation with high-strength adhesive backing
- No drilling required (Can be drilled and tapped if necessary)
- Easily shaped to any contour
- Kit includes – (2) 8 ft, (2) 6 ft, (2) 4 ft pieces and 3M high-strength adhesive backing
(Adhesive only included with kit)

STYLE	TYPE	PART NUMBER
Smooth	4 Foot	EXT-4
	6 Foot	EXT-6
	8 Foot	EXT-8
	Smooth Trim Kit	ETK-1
Ribbed	4 Foot	TRIM-01-4
	6 Foot	TRIM-01-6
	8 Foot	TRIM-01-8
	Ribbed Trim Kit	TRIM-01-KIT



SHIFTERS & TRANSMISSION ACCESSORIES



AUTOMATIC TRANSMISSION SHIFTERS

For over three decades, automotive enthusiasts have experienced and enjoyed the superior craftsmanship, design, and safety features of Lokar's Automatic Transmission Shifters. When Lokar builds a shifter, whether it's for a hot rod, street rod, truck, muscle car, or off-road vehicle, safety is the first and foremost consideration.


The Lokar Collection of Shifters is designed to prevent accidental shifting into Reverse from Park or Neutral with our exclusive Safety Lock-Out Button. When in Park, the Safety Lock-Out Button is flush with the knob. Lokar also offers Shifter Knob Adapters for individuals who wish to personalize their shifter with a knob that does not have a button (See Page 24).

AUTOMATIC TRANSMISSION SHIFTER FEATURES

- Positive Lock-Out in Park And Neutral
- Neutral Safety Switch
- Lever adjustments for dash and seat clearance
- 360 degree lever rotation for extra leg space (patent pending)
- Available for most GM, Ford and Chrysler Automatic Transmissions
- Levers available in chrome-plated or black powder coat finish
- Levers available in many lengths and styles (see page 19 for options)
- Choice of many knob styles (see page 20)
- Slotted bracket allows for fine adjustment of shifter angle



All Automatic Transmission Shifters feature our exclusive Safety Lock-Out Button to prevent accidental shifting.



Neutral Safety Switch

CONFIGURE YOUR SHIFTER PART NUMBER

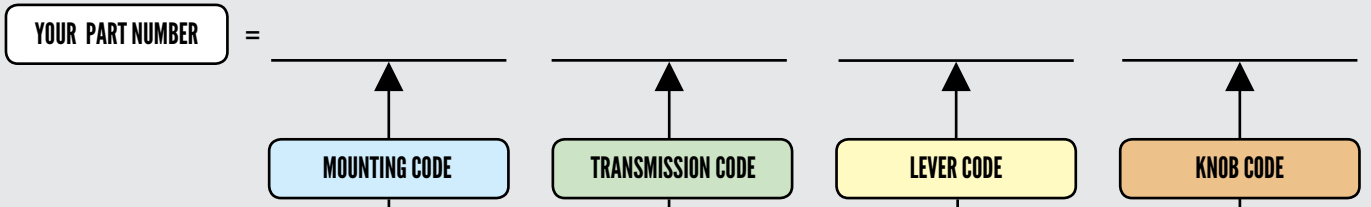
Lokar's precision engineered shifters are available in an almost unlimited number of combinations, ensuring that you can make your build as unique as you want. Because of the nearly endless possible combinations, you will need to construct your unique alphanumeric shifter part number using the guide on the following pages.

YOUR PART NUMBER: **FM** **350** **C** **D**

MOUNTING STYLE CODE TRANSMISSION TYPE CODE LEVER CODE KNOB CODE

This example part number is for a floor mounted 350 Turbo-Hydrumatic transmission with a chrome 12 inch single bend lever and a brushed deco knob.

Your part number will always begin with a CM, CO, TM, FM, or ES.



STEP: 1 2 3 4

CAR MOUNT SHIFTERS
Lokar offers floor, tail, and cable shifter mounting configurations for our shifters. With our extensive and innovative floor, tail, and cable shifter options, you can choose the shifter that best fits your application. The shifter can be mounted in a standard configuration, or you can choose to mount it in a custom configuration. For more information, contact your Lokar distributor or call 1-800-4-A-LOKAR.

TAIL MOUNT SHIFTERS
Tail mount shifters are the most compact shifter design. They are designed to fit into the limited space of a tail box. They are available in a variety of styles and finishes. For more information, contact your Lokar distributor or call 1-800-4-A-LOKAR.

CABLE OPERATED FLOOR MOUNT SHIFTERS
Cable operated floor mount shifters are designed for use in applications where space is limited. They are available in a variety of styles and finishes. For more information, contact your Lokar distributor or call 1-800-4-A-LOKAR.

FLOOR MOUNT SHIFTERS
Floor mount shifters are designed for use in applications where space is not a concern. They are available in a variety of styles and finishes. For more information, contact your Lokar distributor or call 1-800-4-A-LOKAR.

AUTOMATIC ELECTRONIC SPORT MOUNT SHIFTERS
Our Electronic Sport Mount Shifter allows you to take control of your transmission. Electronic gear shifting, with shift lights, shift lock, and shift lights, allows you to take control of your transmission. For more information, contact your Lokar distributor or call 1-800-4-A-LOKAR.

Choose your shifter mount on pages 16 & 17.

STEP: 1 2 3 4

Part Number	Color	Transmission Type	Part Number	Color	Transmission Type
13 500	CH	5 Speed	14 500	CH	5 Speed
13 500	CR	5 Speed	14 500	CR	5 Speed
13 500	CB	5 Speed	14 500	CB	5 Speed
13 500	CC	5 Speed	14 500	CC	5 Speed
13 500	CD	5 Speed	14 500	CD	5 Speed
13 500	CE	5 Speed	14 500	CE	5 Speed
13 500	CF	5 Speed	14 500	CF	5 Speed
13 500	CG	5 Speed	14 500	CG	5 Speed
13 500	CH	5 Speed	14 500	CH	5 Speed
13 500	CI	5 Speed	14 500	CI	5 Speed
13 500	CJ	5 Speed	14 500	CJ	5 Speed
13 500	CK	5 Speed	14 500	CK	5 Speed
13 500	CL	5 Speed	14 500	CL	5 Speed
13 500	CM	5 Speed	14 500	CM	5 Speed
13 500	CN	5 Speed	14 500	CN	5 Speed
13 500	CO	5 Speed	14 500	CO	5 Speed
13 500	CP	5 Speed	14 500	CP	5 Speed
13 500	CQ	5 Speed	14 500	CQ	5 Speed
13 500	CR	5 Speed	14 500	CR	5 Speed
13 500	CS	5 Speed	14 500	CS	5 Speed
13 500	CT	5 Speed	14 500	CT	5 Speed
13 500	CU	5 Speed	14 500	CU	5 Speed
13 500	CV	5 Speed	14 500	CV	5 Speed
13 500	CW	5 Speed	14 500	CW	5 Speed
13 500	CX	5 Speed	14 500	CX	5 Speed
13 500	CY	5 Speed	14 500	CY	5 Speed
13 500	CZ	5 Speed	14 500	CZ	5 Speed

Identify your transmission on page 18.

STEP: 1 2 3 4

Choose your lever style on page 19.

STEP: 1 2 3 4

Choose your shifter knob on page 20.


SHIFTER CONFIGURATOR

CASE MOUNT SHIFTERS

Lokar prides itself in the design and versatile mounting capabilities of our shifters. With our exclusive and innovative main plate and side brackets, the shifters can be mounted in a number of positions front to rear, allowing you to use an existing floor opening or to create a unique location. Available for GM, Ford, and Chrysler Automatic Transmissions in 4", 6", 8", 10", 12", 16", 23" and 32" lever lengths.

! { Not available for 6L80, 6R80, and cast-iron Powerglide

MOUNTING CODE = CM




TAIL MOUNT SHIFTERS

Don't have room for our Case Mount Shifter? You can have the safety and features of a Lokar Shifter with our Tail Mount Shifter. This design mounts to the transmission's tailhousing bolts. Available for GM, Ford, and Chrysler Automatic Transmissions in 4", 6", 8", 10", 12" and 16" lever lengths.

! { Not available for 6L80, 6R80, Powerglide, 200, and 200-4R

MOUNTING CODE = TM




CABLE OPERATED FLOOR MOUNT SHIFTERS

Retains all of the same outstanding features of our standard Floor Mount Shifters but can be mounted in virtually any location. This is especially useful when obstructions or personal preference for location are the driving factors for installation. Durable 1/4" inner cable and spherical rod ends take this shifter to the next level of quality. Available for GM and Ford Automatic Transmissions in 4", 6", 8", 10", 12", 16" and 23" lever lengths.

! { Not available for 6L80, 6R80, Powerglide and 200


MOUNTING CODE = CO



CHOOSE YOUR SHIFTER MOUNT

FLOOR MOUNT SHIFTERS

Is your tunnel space too limited to use our Case Mount shifter? Consider our Floor Mount Shifter which mounts to the floor on the transmission tunnel using our exclusive mounting brackets. We also include three arms for offset mounting (especially helpful when mounting through existing consoles). Better yet, it retains all of the same outstanding features of our transmission mounted shifters. When selecting a shifter boot, we recommend one of our rectangular style Shifter Boots with a Floor Mount Shifter. Available for GM, Ford, and Chrysler Automatic Transmissions in 4", 6", 8", 10", 12", 16", 23" and 32" lever lengths.



Shown Mounted Below Floor



Quad Arms

! Not available for 6L80, 6R80 and cast-iron Powerglide


MOUNTING CODE = FM

AUTOMATIC ELECTRONIC SPORT MODE SHIFTERS

Our Electronic Sport Mode Shifter allows you to take control of your transmission whenever you desire. Just shift your lever from Drive into Sport Mode and begin bumping through the gears. With this shifter, we've maintained all of the safety features from our traditional automatic transmission shifters. Available for GM, Ford, and Chrysler Automatic Transmissions in 4", 6", 8", 10", 12", and 16" lever lengths

FEATURES

- Positive Lock-out in Park and Neutral
- Neutral Safety Switch
- Floor Mount Design, Cable Operated
- Standard Automatic with integrated "Sport Shift" Mode
- Works with all current Push Button Lokar Knobs and Adapters
- Single Bend, Double Bend, and Bench Bend Levers available
- Works with most aftermarket controllers
- Shifter cable included
- Additional gear positions possible



! Only available for computer controlled / electronic transmissions, 6L80, 6L90, 6R80, 4L80, 4L60E, AODE, and 4R70W

MOUNTING CODE = ES

IDENTIFY YOUR TRANSMISSION

PAN GASKET	TRANSMISSION TYPE	CODE
	13 Bolts TH350	350
	13 Bolts TH400	400
	16 Bolts 700-R4	700
	16 Bolts 4L60	4L60
	16 Bolts 4L60E	4L60E
	17 Bolts 4L80 4L80E	4L80
	11 Bolts TH200	200
	16 Bolts 200-4R	200R
	14 Bolts Aluminum Case PG	PG
	15 Bolts 45RFE	45RFE

PAN GASKET	TRANSMISSION TYPE	CODE
	14 Bolts 518	518
	14 Bolts 727	727
	14 Bolts 904	904
	14 Bolts AOD	AOD
	11 Bolts C4	C4
	17 Bolts C6	C6
	14 Bolts FMX	FMX
	14 Bolts 4R70W AODE	4R70W
	19 Bolts 6L80	6L80
	20 Bolts 6R80	6R80



Limited Mounting Styles for some applications. See pages 16 & 17 for more info

CHROME					BLACK					
CODE	E	D	C	B	A	EX	DX	CX	BX	AX
	8" Single Bend	10" Single Bend	12" Single Bend	16" Single Bend	23" Single Bend	8" Single Bend	10" Single Bend	12" Single Bend	16" Single Bend	23" Single Bend

CHROME			BLACK			
CODE	CN	BN	AN	CNX	BNX	ANX
	12" Double Bend	16" Double Bend	23" Double Bend	12" Double Bend	16" Double Bend	23" Double Bend

CODE			
R2	R1	R2X	R1X
32" Radical Double Bend	32" Radical Single Bend	32" Radical Double Bend	32" Radical Single Bend
CHROME		BLACK	

CHROME		BLACK		
CODE	J	G	JX	GX
	12" Bench Bend	16" Bench Bend	12" Bench Bend	16" Bench Bend

CODE			
H	F	HX	FX
4" Straight	6" Straight	4" Straight	6" Straight
CHROME		BLACK	

Shifter lever lengths start 3.5" above the top of the transmission for Case Mount and 3.5" above the floor or tunnel for Floor Mount Shifters. Use this measurement to determine the desired shifter lever length for your vehicle.

CHOOSE YOUR SHIFTER KNOB

All Lokar Shifter Knobs are designed with our Safety Lock-Out functionality. These easy to remove shifter knobs have been designed for simple boot installation. Knobs operate with Lokar shifters only. All Shifter Knobs are available with a plain button. 8-Ball Shifter Knob is machined from Delrin® and is not available with an engraved shift pattern.

! Shift pattern is determined by transmission type selected in Step 2

! Round, Venetian, Deco, 8-Ball and Muscle Car styles not available with engraved shift pattern




CODE **M** **MB** **MP**

Mushroom Brushed Mushroom Black Mushroom Polished




CODE **L** **LB** **LP**

Hi-Tech Brushed Hi-Tech Black Hi-Tech Polished




CODE **P** **PB** **PP**

Piston Brushed Piston Black Piston Polished




CODE **R** **RB** **RP**

Round Brushed Round Black Round Polished



CODE **V** **VB** **VP**

Venetian Brushed Venetian Black Venetian Polished




CODE **D** **DB** **DP**

Deco Brushed Deco Black Deco Polished



CODE **S** **8**

Skull Polished 8-Ball



CODE **QT** **QB** **QW**

Muscle Car Brite Muscle Car Black Muscle Car White

Enjoy the look and feel of a classic 4-Speed Muscle Car Shifter by ordering one of Lokar's shifters with a muscle car shifter knob. This knob will give you the same "pull up to shift" feel as the early Corvette shifter.

💡 Engraved shift pattern on button of skull knob can be rotated to face forward or rearward

COLUMN SHIFT LINKAGE

ADJUSTABLE COLUMN SHIFT LINKAGE

Simplify connecting your column shift to your transmission with a Lokar machined billet aluminum Adjustable Column Shift Linkage Kit. Our rigid, clean line design allows the proper ratio adjustment between the transmission and the indicator on the column.

FEATURES

- 3/4"-48 spline designed for 360° rotation allowing proper ratio adjustment between transmission and indicator on column
- Works with GM style factory or aftermarket columns
- Kit includes Lokar Selector Shaft Arm

APPLICATION	PART NUMBER
GM TH350, TH400, 700-R4, TH200, 200-4R, 4L60, 4L60E, 4L65E, 4L70E, 4L75E, 4L80E, and 4L85E	ACA-1800
GM 6L80E and 6L90E	ACA-1809
Ford C4 and C6	ACA-1801
Ford AOD	ACA-1807
Ford 4R70W and AODE	ACA-1808



ACA-1809



ACA-1807

! All Ford AOD column shift linkage kits require the use of a Lokar kickdown kit. See page 56 for details.

COLUMN CABLE SHIFT LINKAGE

Lokar's Column Cable Shift Linkage comes with a 6' cable and allows for routing around the transmission, cross-members, and brake pedals. Mounting Arm can be used on either side of the column. It can also be used in conjunction with our Back-Up Light or Neutral Safety Switch Kit (BL-1400U) for most GM transmissions. Hardware and brackets included in kit – no cutting or measuring. Works with most automatic GM style factory or aftermarket columns. Longer cables are available upon request.

APPLICATION	2" COLUMN	2-1/4" COLUMN
GM TH350, TH400, 700-R4, TH200, 200-4R, 4L60, and 4L80E (short selector shaft only)	ACA-1804	ACA-1805



Column Cable Trans Connection



Column Connection

AUTOMATIC TRANSMISSION SHIFTER PARTS

FORD AOD, AODE/4R70W SELECTOR SHAFT & ARM

By standardizing the shift linkage for aftermarket applications, Lokar has eliminated the guess work, saving you time and money. This fully adjustable shaft and arm allows for installation on numerous applications.




FEATURES

- Replaces factory selector shaft and arm
- Adjustable arm simplifies finding the proper ratio between the shifter and the transmission
- Arm designed to be installed in any 360 degree position for versatility
- Can be used with most aftermarket shifters

DESCRIPTION	APPLICATION	
	AOD	4R70W / AODE
Selector Shaft & Arm 1/4" Slot & Hole	ATA-1000	ATA-1004
Selector Shaft & Arm 5/16" Slot	ATA-1001	ATA-1005
Selector Flange & Arm 1/4" Slot & Hole	-	ATA-1002
Selector Flange & Arm 5/16" Slot	-	ATA-1003

! All Ford AOD shifters require the use of a Lokar Kickdown Kit. See page 56 & 59 for details.



BILLET ALUMINUM ADJUSTABLE TRANS SHIFT ARMS

APPLICATION	PART NUMBER
GM TH350, TH400, 700-R4, TH200, 200-4R, 4L60, 4L60E, 4L65E, 4L70E, 4L75E, 4L80E, and 4L85E	ACA-1802
GM 6L80E and 6L90E	ACA-1810
Ford C4 and C6	ACA-1803



LEVER CONVERSION KITS

SIZE	SHIFTER LEVER & INNER ROD			
	NO BOTTOM THREAD		LOWER THREADS ON LEVER	
	CHROME	BLACK	CHROME	BLACK
4" Straight	RLK-69000	XRLK-69000	-	-
6" Straight	RLK-69001	XRLK-69001	RLK-68001	XRLK-68001
8" Single Bend	RLK-69008	XRLK-69008	RLK-68008	XRLK-68008
10" Single Bend	RLK-69009	XRLK-69009	RLK-68009	XRLK-68009
12" Single Bend	RLK-69010	XRLK-69010	RLK-68010	XRLK-68010
16" Single Bend	RLK-69011	XRLK-69011	RLK-68011	XRLK-68011
23" Single Bend	RLK-69012	XRLK-69012	RLK-68012	XRLK-68012
32" Single Bend	RLK-69013	XRLK-69013	RLK-68013	XRLK-68013
12" Double Bend	RLK-69019	XRLK-69019	RLK-68019	XRLK-68019
16" Double Bend	RLK-69014	XRLK-69014	RLK-68014	XRLK-68014
23" Double Bend	RLK-69015	XRLK-69015	RLK-68015	XRLK-68015
32" Double Bend	RLK-69016	XRLK-69016	RLK-68016	XRLK-68016
12" Bench Bend	RLK-69018	XRLK-69018	RLK-68018	XRLK-68018
16" Bench Bend	RLK-69017	XRLK-69017	RLK-68017	XRLK-68017



CABLE CONVERSION KITS

Lokar Floor Mount Cable Conversion Kits facilitate changing your automatic transmission shifting style from rod linkage to cable operation. These components allow the cable to be routed around obstacles and mounted in virtually any location. Kit includes durable push/pull 1/4 inch cable and spherical rod ends.



APPLICATION	PART NUMBER
700-R4 / 4L60	S-7099
TH350 / TH400	S-7100
Ford AOD	S-7112
Ford C4	S-7119
4R70W	S-7149
C6	S-7154

LOKAR BELL CRANK KITS

Lokar Bell Crank Kits are designed for use with Lokar Automatic Transmission Shifters when mounting the shifter all the way forward on the main plate.

APPLICATION	PART NUMBER
GM TH350, 700-R4, & 4L60 w/ Mechanical Speedo	S-6999
GM 700-R4 w/ Electronic Speedo	S-7162
Ford AOD, 4R70W, AODE	S-68159
Ford C4	S-68161



Shown with backup light trigger

BACK-UP LIGHT OR NEUTRAL SAFETY SWITCH KIT

This kit offers the choice of Back-Up Light Switch OR Neutral Safety Switch. Single trigger for back-up light switch, or double trigger for Neutral Safety Switch. All mounting hardware included.

KIT WILL NOT PERFORM BOTH FUNCTIONS SIMULTANEOUSLY

APPLICATION	PART NUMBER
GM TH350, TH400, 700-R4, TH200, 200-4R, & 4L60	BL-1400U

*Works with Lokar adjustable column shift linkage except TH400, 700-R4, 4L60E & 4L80E.

SPARE SHIFTER COMPONENT PARTS

DESCRIPTION	PART NUMBER
Threaded Rod 1/4"-28, 15" Long	S-6996
Threaded Rod 1/4"-28, 24" Long	S-7061
Neutral Safety Switch	S-68154
Rod Ends (Pair) 1/4"-28	S-68155
Rod Ends (Pair) 5/16"-24	S-68156




LOKAR SHIFTER KNOB ADAPTERS

While personal style is important, at Lokar, "Safety is Never an Extravagance."

To fill the void between personal preference and personal safety, Lokar developed a Shifter Knob Adapter which allows you to express yourself with highly custom knobs, yet still retain all of the safety features and benefits of a Lokar Shifter, including the positive lock-out in Park and Neutral. (See page 14 for all the safety features of our shifters)

The standard adapter is offered with common 3/8"-16 or 3/8"-24 thread sizes and is available in a chrome or black finish.



STANDARD SHIFTER KNOB ADAPTER		
THREAD	CHROME	BLACK
3/8" - 16	SK-6878	XSK-6878
3/8" - 24	SK-6879	XSK-6879

KNOBS FOR LOKAR SHIFTER KNOB ADAPTER

2-1/4" RESIN KNOBS	
IVORY	SK-6882
WHITE	SK-6883
BLACK	SK-6884
8-BALL	SK-6885
IVORY & RED 8-BALL	SK-6886
RED FLAMED	SK-6888




Includes aluminum 3/8"-16 and 3/8"-24 thread inserts and aluminum jam nuts.

! Engraved shift pattern not available.

⚙ Only works with standard Lokar shifter knob adapter. Will not work with Muscle Car Shifter Knob Adapter.



2" SOLID ALUMINUM KNOBS			
		3/8"-24 THREAD	3/8"-16 THREAD
ROUND	Brushed	SK-6912	SK-6929
	Black	SK-6913	SK-6930
	Polished	SK-6914	SK-6931
VENETIAN	Brushed	SK-6918	SK-6932
	Black	SK-6916	SK-6933
	Polished	SK-6919	SK-6934

 Aluminum jam nut is included.

LOKAR ALUMINUM SHIFTER KNOBS

All Lokar Shifter Knobs are designed with our Safety Lock-Out functionality. These easy to remove shifter knobs have been designed for simple boot installation. Specify transmission type when ordering to ensure the correct shift pattern is provided. Knobs operate with Lokar shifters only. All Shifter Knobs are available with a plain button.

! Round, Venetian, Deco, 8-Ball and Muscle Car styles not available with engraved shift pattern.

💡 Engraved shift pattern on button of skull knob can be rotated to face forward or rearward.

Mushroom Knob Brushed		Mushroom Knob Black		Mushroom Knob Polished		Hi-Tech Brushed		Hi-Tech Black		Hi-Tech Polished	
GM 2-SPEED	SK-6844	GM 2-SPEED	SK-6845	GM 2-SPEED	SK-6880	GM 2-SPEED	SK-6846	GM 2-SPEED	SK-6909	GM 2-SPEED	SK-6938
GM 3-SPEED	SK-6838	GM 3-SPEED	SK-6839	GM 3-SPEED	SK-6860	GM 3-SPEED	SK-6840	GM 3-SPEED	SK-6904	GM 3-SPEED	SK-6867
GM 4-SPEED	SK-6841	GM 4-SPEED	SK-6842	GM 4-SPEED	SK-6855	GM 4-SPEED	SK-6843	GM 4-SPEED	SK-6906	GM 4-SPEED	SK-6905
FORD	SK-6847	FORD	SK-6848	FORD	SK-6887	FORD	SK-6849	FORD	SK-6908	FORD	SK-6907
PLAIN BUTTON	SK-6868	PLAIN BUTTON	SK-6870	PLAIN BUTTON	SK-6911	PLAIN BUTTON	SK-6866	PLAIN BUTTON	SK-6935	PLAIN BUTTON	SK-6910
Solid Round Brushed		Solid Round Black		Solid Round Polished		Venetian Brushed		Venetian Black		Venetian Polished	
SK-6920		SK-6921		SK-6922		SK-6923		SK-6924		SK-6925	
Deco Brushed		Deco Black		Deco Polished		Muscle Car Brite		Muscle Car Black		Muscle Car White	
SK-6926		SK-6927		SK-6928		SK-68MCT		SK-68MCB		SK-68MCW	
						Enjoy the look and feel of a classic 4-Speed Muscle Car Shifter by ordering one of Lokar's shifters with a muscle car shifter knob. This knob will give you the same "pull up to shift" feel as the early Corvette shifter.					
Piston Knob Brushed		Piston Knob Black		Piston Knob Polished		Skull Knob Polished		8-Ball			
GM 2-SPEED	SK-6853	GM 2-SPEED	SK-6941	GM 2-SPEED	SK-6858	GM 2-SPEED	SK-6864	SK-6850			
GM 3-SPEED	SK-6851	GM 3-SPEED	SK-6942	GM 3-SPEED	SK-6857	GM 3-SPEED	SK-6862				
GM 4-SPEED	SK-6852	GM 4-SPEED	SK-6943	GM 4-SPEED	SK-6856	GM 4-SPEED	SK-6863				
FORD	SK-6854	FORD	SK-6944	FORD	SK-6859	FORD	SK-6865				
PLAIN BUTTON	SK-6869	PLAIN BUTTON	SK-6955	PLAIN BUTTON	SK-6881	PLAIN BUTTON	SK-6861				

MANUAL TRANSMISSION ACCESSORIES

AXISHIFT

Lokar's new AxiShift, AxiShift Plus and AxiShift Lite put a new spin on precisely positioning your shifter lever. With three attachment options available, your shifter lever can be rotated 360 degrees and tilted 15 degrees in any direction to offer the perfect position.

Machined from high strength steel, the AxiShift bolts onto Tremec TKO-500 & 600, and T-56, while the AxiShift Plus and AxiShift Lite are direct replacements for the Tremec control lever.



AxiShift Plus



AxiShift Lite



DESCRIPTION	PART NUMBER
AxiShift Bolt-on Shift Lever Adapter	MSL700
AxiShift Plus Indexable Shift Lever Adapter	MSL701
AxiShift Lite Shift Lever Adapter	MSL702



BILLET ALUMINUM TREMEC/BORG WARNER SHIFTER LEVERS

FEATURES

- Direct bolt on for Tremec T5, T45, T56, TKO and Magnum.
- Machined groove for boot attachment
- 3/8"-16 thread for shift knob
- Available in 6" and 8" straight and in 6", 8" and 10" single bend

SIZE	TKO-500, TKO-600, & MAGNUM		TREMEC / BORG WARNER T5, T45, T56	
	BRUSHED	BLACK	BRUSHED	BLACK
6" Single Bend	MSL614F	XMSL614F	MSL619F	XMSL619F
6" Straight	MSL615F	XMSL615F	MSL620F	XMSL620F
8" Single Bend	MSL612E	XMSL612E	MSL617E	XMSL617E
8" Straight	MSL613E	XMSL613E	MSL618E	XMSL618E
10" Single Bend	MSL611D	XMSL611D	MSL616D	XMSL616D

TREMEC BOOTS	
RING STYLE (RING NOT INCLUDED)	PART NUMBER
Round	70-SRB
Rectangle	70-BFS

! Shifter knobs not included with manual levers. See pages 24 & 27 for knobs.

GOOLSBY EDITION BY LOKAR SHIFTER LEVERS

FEATURES

- Direct bolt on for Tremec T5, T45, T56, TKO and Magnum
- Durable billet aluminum construction
- Available in polished or black finish
- Machined groove for boot attachment
- Fits 3/8" - 16 thread size shift knob



SIZE	TKO-500, TKO-600, & MAGNUM		TREMEC / BORG WARNER T5, T45, & T56	
	POLISHED	BLACK	POLISHED	BLACK
10" Goolsby Edition	MSL621D	XMSL621D	MSL622D	XMSL622D

CHROME STEEL TREMEC/BORG WARNER SHIFTER LEVERS

FEATURES

- Direct bolt on for Tremec T5, T45, T56, TKO and Magnum with 7/8" center to center bolt spacing
- Tremec/Borg Warner kits include 8mm socket head cap screws
- Tremec TKO and Magnum kits include 3/8"-24 socket head cap screws
- All levers feature a 3/8"-24 shift knob thread
- Available in 10", 12", 16" single bend, and 16" double bend
- All levers are available in chrome or black finish

SIZE	TKO-500, TKO-600, & MAGNUM		TREMEC / BORG WARNER T5, T45, & T56	
	CHROME	BLACK	CHROME	BLACK
10" Single Bend	MSL603D	XMSL603D	MSL6D	XMSL6D
12" Single Bend	MSL602C	XMSL602C	MSL6C	XMSL6C
16" Single Bend	MSL601B	XMSL601B	MSL6B	XMSL6B
16" Double Bend	MSL604B2	XMSL604B2	MSL6B2	XMSL6B2



CHEVROLET/GMC S10 5-SPEED MANUAL SHIFTER LEVER ADAPTER

FEATURES

- Fits 1993-2003 NV 3500 Transmission as well as 1995-2003 NV 1500 Transmission
- Requires use of Lokar's T5 Tremec lever

DESCRIPTION	PART NUMBER
Manual Shifter Lever Adapter Only	MSL610
Chrome 12" S10 Lever & Manual Shifter Lever Adapter	MSL605C




S10 Manual Shift Lever Adapter Installed in Factory Shifter.

MANUAL TRANSMISSION SHIFTER KNOBS

Shifter knobs for 4-Speed, 5-Speed and 6-Speed manual transmissions are 2" in diameter. Engraved with appropriate shift pattern. Available in Ivory, Black, and White. A perfect addition to the Lokar Manual Transmission Shifter Levers.

APPLICATION	KNOB COLOR		
	IVORY	WHITE	BLACK
4-Speed (Reverse Up Left)	SK-6893	SK-6894	SK-6895
4-Speed (Reverse Down Left)	SK-6890	SK-6891	SK-6892
5-Speed	SK-6872	SK-6874	SK-6876
6-Speed	SK-6873	SK-6875	SK-6877



Includes aluminum 3/8"-16 and 3/8"-24 thread inserts and jam nuts.

SHIFTER BOOTS, BEZELS, & RING SETS

SHIFTER BOOT AND RING SETS

Lokar Shifter Boots are made of black Naugahyde. All sets include a boot, stainless or billet aluminum ring, and stainless screws. Stainless boot rings are available in polished stainless or black powder coat. Aluminum boot rings are available in brushed aluminum or black anodized finish.

Our Classic Shifter Boot is designed with a polished stainless bezel on top of the boot which fits over the shifter lever. It also includes a foam rubber seal to eliminate air flow from the floor through the boot.

All boots hug the shifter lever and there are no unsightly pull ties or laces.

SHIFTER BOOT RING DIMENSIONS

DESCRIPTION	OUTER DIMENSION	INNER DIMENSION
Stainless Round	5"	4"
Billet Aluminum Round	5-1/4"	4"
Stainless Rectangular Floor Mount	6-3/4" x 5-1/4"	5-1/2" x 4"
Billet Aluminum Rectangular Floor Mount	6-3/4" x 5-1/4"	5-1/2" x 4"

SHIFTER BOOT & RING KITS

DESCRIPTION	POLISHED STAINLESS	BLACK STAINLESS	BRUSHED ALUMINUM	BLACK ANODIZED
Classic Boot w/ Ring	70-CLB	X70-CLB	70-BCLB	X70-BCLB
Hot Rod Boot w/ Ring	70-HRB	X70-HRB	70-BHRB	X70-BHRB
Rectangular Boot w/ Ring	70-FMB	X70-FMB	70-BFMB	X70-BFMB
Round Ring Only	70-SSR	X70-SSR	70-BSR	X70-BSR
Rectangular Ring Only	70-SFR	X70-SFR	70-BFR	X70-BFR



Matching handbrake boots can be found on page 44.



70-CLB



X70-CLB



70-HRB



X70-HRB



70-BHRB



70-BFMB



X70-BFMB



70-FMB



X70-FMB

HI-TOP & DELUXE TOP SHIFTER BOOTS

Hi-Top Shifter Boots are designed with a choice of threaded bezels that attach to the top of the shifter lever's threads, doubling as a jam nut and completely concealing a 6" or 8" Lokar Shifter Lever. Deluxe Top Shifter Boots are designed with a sliding bezel and o-ring so that the boot can be placed anywhere along the length of the shifter lever. Both bezels feature a receiver groove for easy boot attachment.



These shifter boots also work with steel Lokar Tremec levers.



Boot Rings Sold Separately



DESCRIPTION	FINISH	HI-TOP SHIFTER BOOTS		DELUXE TOP SHIFTER BOOTS
		3/8"-24 THREAD	3/8"-16 THREAD	5/8" DIAMETER BEZEL
BEZEL W/ BOOT (FOR ROUND RING)	Brushed	70-BAR1	70-BAR2	70-BAR3
	Black	X70-BAR1	X70-BAR2	X70-BAR3
	Chrome	70-CR1	70-CR2	70-CR3
BEZEL W/ BOOT (FOR RECTANGLE RING)	Brushed	70-BAF1	70-BAF2	70-BAF3
	Black	X70-BAF1	X70-BAF2	X70-BAF3
	Chrome	70-CF1	70-CF2	70-CF3
BEZEL ONLY	Brushed	70-BAB1	70-BAB2	70-BAB3
	Black	X70-BAB1	X70-BAB2	X70-BAB3
	Chrome	70-CBB1	70-CBB2	70-CBB3

SHIFT INDICATORS & SENSOR KITS

LED BOOT & DASH INDICATORS

Make sure you know what gear you've selected at any given time with our LED Shift Indicator. LED Shift Indicators are designed to work with our cable operated sensor kits.



Horizontal Mount
(Brushed)



Vertical Mount
(Brushed)



Vertical Mount
(Black)

BILLET ALUMINUM LED DASH INDICATOR & SENSOR KIT

APPLICATION	HORIZONTAL		VERTICAL	
	BRUSHED	BLACK	BRUSHED	BLACK
GM TH350/TH400	CIND-1715	XCIND-1715	CIND-1716	XCIND-1716
GM 700-R4/4L60	CIND-1717	XCIND-1717	CIND-1718	XCIND-1718
Ford AOD/4R70W/AODE	CIND-1719	XCIND-1719	CIND-1720	XCIND-1720
Ford C4/C6	CIND-1721	XCIND-1721	CIND-1722	XCIND-1722
Chrysler 727/904/518	CIND-1723	XCIND-1723	CIND-1724	XCIND-1724
GM 4L60E / 4L80E (Long Selector Shaft)	CIND-1725	XCIND-1725	CIND-1726	XCIND-1726
200-4R	CIND-1727	XCIND-1727	CIND-1728	XCIND-1728


BILLET ALUMINUM LED DASH INDICATOR (NO SENSOR KIT)

APPLICATION	HORIZONTAL		VERTICAL	
	BRUSHED	BLACK	BRUSHED	BLACK
GM TH350/TH400/TH200 Ford C4/C6, Chrysler 727/904/518	CIND-1700	XCIND-1700	CIND-1701	XCIND-1701
GM 700-R4/200-4R/4L60/4L60E/4L80E	CIND-1702	XCIND-1702	CIND-1703	XCIND-1703
Ford AOD/4R70W/AODE	CIND-1704	XCIND-1704	CIND-1705	XCIND-1705

CABLE OPERATED SHIFT SENSOR KITS

Our Cable Operated LED Sensor Kit is designed to mount in a variety of locations such as on the transmission, frame rails, floor pan, under the hood, etc. Provides built in Backup Light and Neutral Safety Switch. Remote mounting kit available to extend the length of the cable housing by 7 feet.

MOUNTING EXAMPLES



Ford AOD Transmission Shown



SENSOR & REMOTE MOUNTING KITS	
TRANSMISSION	PART NUMBER
GM TH350/TH400/700-R4/4L60	CINS-1797
Ford AOD/4R70W/AODE	CINS-1798
Ford C4/C6	CINS-1799
Chrysler 727/904/518	CINS-17001
GM 4L60E/4L80E (Long Selector Shaft)	CINS-17002
GM 200-4R	CINS-17003
Remote Mounting Kit	CINR-1796



Vertical Round Indicator Boot Ring



Horizontal Rectangular Indicator Boot Ring



Vertical Rectangular Indicator Boot Ring



Horizontal Round Indicator Boot Ring

BILLET ALUMINUM LED BOOT INDICATOR & SENSOR KIT

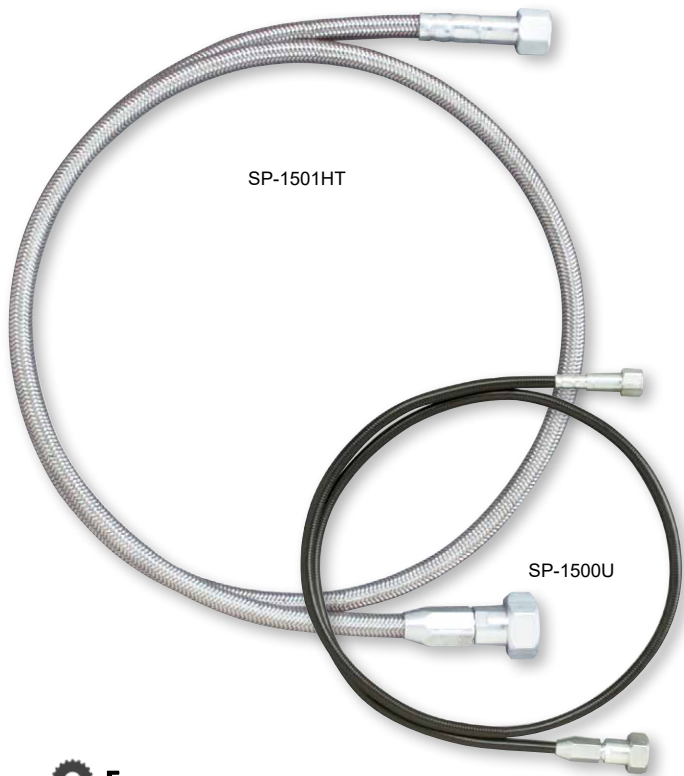
ROUND STYLE					
APPLICATION	HORIZONTAL		VERTICAL		
	BRUSHED	BLACK	BRUSHED	BLACK	
GM TH350/TH400	CINB-1747	XCINB-1747	CINB-1748	XCINB-1748	
GM 700-R4/4L60	CINB-1749	XCINB-1749	CINB-1750	XCINB-1750	
Ford AOD/4R70W/AODE	CINB-1751	XCINB-1751	CINB-1752	XCINB-1752	
Ford C4/C6	CINB-1753	XCINB-1753	CINB-1754	XCINB-1754	
Chrysler 727/904/518	CINB-1755	XCINB-1755	CINB-1756	XCINB-1756	
GM 4L60E/4L80E (Long Selector Shaft)	CINB-1757	XCINB-1757	CINB-1758	XCINB-1758	
GM 200-4R	CINB-1759	XCINB-1759	CINB-1760	XCINB-1760	

RECTANGULAR STYLE					
APPLICATION	HORIZONTAL		VERTICAL		
	BRUSHED	BLACK	BRUSHED	BLACK	
GM TH350/TH400	CINB-1779	XCINB-1779	CINB-1780	XCINB-1780	
GM 700-R4/4L60	CINB-1781	XCINB-1781	CINB-1782	XCINB-1782	
Ford AOD/4R70W/AODE	CINB-1783	XCINB-1783	CINB-1784	XCINB-1784	
Ford C4/C6	CINB-1785	XCINB-1785	CINB-1786	XCINB-1786	
Chrysler 727/904/518	CINB-1787	XCINB-1787	CINB-1788	XCINB-1788	
GM 4L60E/4L80E (Long Selector Shaft)	CINB-1789	XCINB-1789	CINB-1790	XCINB-1790	
GM 200-4R	CINB-1791	XCINB-1791	CINB-1792	XCINB-1792	

BILLET ALUMINUM LED BOOT INDICATOR (NO SENSOR KIT)

ROUND STYLE					
APPLICATION	HORIZONTAL		VERTICAL		
	BRUSHED	BLACK	BRUSHED	BLACK	
GM TH350/TH400/TH200/ Ford C4/C6 Chrysler 727/904/518	CINB-1731	XCINB-1731	CINB-1732	XCINB-1732	
GM 700-R4/200-4R/4L60/4L60E/4L80E	CINB-1733	XCINB-1733	CINB-1734	XCINB-1734	
Ford AOD/4R70W/AODE	CINB-1735	XCINB-1735	CINB-1736	XCINB-1736	

RECTANGULAR STYLE					
APPLICATION	HORIZONTAL		VERTICAL		
	BRUSHED	BLACK	BRUSHED	BLACK	
GM TH350/TH400/TH200/ Ford C4/C6 Chrysler 727/904/518	CINB-1763	XCINB-1763	CINB-1764	XCINB-1764	
GM 700-R4/200-4R/4L60/4L60E/4L80E	CINB-1765	XCINB-1765	CINB-1766	XCINB-1766	
Ford AOD/4R70W/AODE	CINB-1767	XCINB-1767	CINB-1768	XCINB-1768	



U-CUT-TO-FIT SPEEDOMETER CABLE KITS

Premium housing designed with a specially extruded liner for extended life of the cable and billet aluminum fittings. Inner cable and outer housing are "U-Cut-to-Fit". Kit comes complete with all fittings and is available for GM, Ford, and Chrysler applications. (Gauges not included)

Lokar Speedometer Cables are designed to work with most cable driven aftermarket speedometer gauges (such as Auto Meter, Stewart Warner, VDO, Classic Instruments, etc.) or factory speedometer gauges with a 5/8"-18 male thread at the speedo.

Lokar Speedometer Cables are designed to fit into the transmission gear adapter (not supplied in Chevy or Chrysler Lokar Kit). Customer must have the trans end adapter and speedometer gear for all Chevy and Chrysler applications. For Ford applications, the gear adapter is supplied in the Lokar Kit. Customer must supply the speedo gear and speedo gear retainer clip.

All Lokar Speedometer Cables are seven feet (7') long and designed to be "U-Cut-to-Fit". Additional length cable in black or stainless housing is available upon request for an additional charge.




1948 & earlier Ford speedometers use 3/4"-20 female thread at the speedometer.

APPLICATION	5/8"-18 MALE THREAD ON SPEEDOMETER (CABLE HAS FEMALE THREAD)		3/4"-20 FEMALE THREAD ON SPEEDOMETER (CABLE HAS MALE THREAD)	
	BLACK HOUSING	STAINLESS HOUSING	BLACK HOUSING	STAINLESS HOUSING
GM TH350 / TH400 / 700-R4 / PG / TH200 / 200-4R / 4L60 / Chrysler 727 / 904	SP-1500U	SP-1501HT	SP-1504U	SP-1505HT
Ford C4 / C6 / AOD / FMX	SP-1502U	SP-1503HT	SP-1506U	SP-1507HT



SP-1500U



SP-1501HT




SP-1502U



SP-1503HT



SP-1504U



SP-1505HT



SP-1506U



SP-1507HT



GM Transmission End Attachment



Speedo End Attachment

INTERIOR PRODUCTS



INTERIOR PRODUCTS



! { Gauges not included.

OVAL BILLET ALUMINUM DASH FOR 1932 FORD

Oval Billet Aluminum Dash Insert features recessed face design. Designed to fit original 1932 Ford dash. Styles available for Auto Meter, Classic Instruments, Ford Masterpiece, and VDO gauges. Gauges mount from back of insert. Two green 12 volt turn signal LEDs and one red 12 volt high beam LED included. Holding clips and screws included. Gauges not included. Available in brushed or polished.

Dimensions: 11-13/16" L x 4-5/8" H x 3/4" D

! { Black Anodized Finish available by special order. Call for details.



APPLICATION	GAUGE SIZE	NUMBER OF GAUGES	POLISHED	BRUSHED
VDO, Auto Meter Street Rod Series, Ford Masterpiece	3-1/8"	5	BDI-9102	BDI-9103
Classic Instruments (Flat Lens Only, Low Step Bezel Only)	3-3/8"	2	BDI-9100	BDI-9101
Classic Instruments (High Step Bezel Only)	3-3/8"	2	BDI-9128	BDI-9129

OVAL BILLET ALUMINUM DASH

Oval Billet Aluminum Dash Insert features recessed face design. Gauges mount from back of insert. Styles available for Auto Meter, Classic Instruments, Dakota Digital, Dolphin, Ford Motorsports, Moon, Stewart Warner and VDO gauges. Two green 12 volt turn signal LEDs and one red 12 volt high beam LED included. Holding clips and screws included. Gauges not included. Available in brushed or polished.



! { Gauges not included.



5 Gauge Dimensions: 13-15/16" L x 4-5/8" H, 3/4" D

6 Gauge Dimensions: 17-3/4" L x 4-5/8" H, 3/4" D

APPLICATION	GAUGE SIZE	NUMBER OF GAUGES	POLISHED	BRUSHED
VDO, Auto Meter Street Rod Series, Ford Masterpiece	3-1/8"	5	BDI-9104	BDI-9105
		6	BDI-9106	BDI-9107
VDO, Dakota Digital, Stewart Warner Winged Series	3-3/8"	5	BDI-9108	BDI-9109
		6	BDI-9110	BDI-9111
Stewart Warner (excluding Winged Series)	3-3/8"	5	BDI-9112	BDI-9113
		6	BDI-9114	BDI-9115
Auto Meter Traditional, Moon	3-3/8"	5	BDI-9116	BDI-9117
		6	BDI-9118	BDI-9119
Dolphin	3-3/8"	5	BDI-9120	BDI-9121
		6	BDI-9122	BDI-9123
Classic Instruments (Flat Lens only, Low Step Bezel Only)	3-3/8"	5	BDI-9124	BDI-9125
		6	BDI-9126	BDI-9127
Classic Instruments (High Step Bezel Only)	3-3/8"	5	BDI-9130	BDI-9131
		6	BDI-9132	BDI-9133




GOOLSBY EDITION BY LOKAR BILLET ALUMINUM DASH WITH INSERT

The Goolsby Edition by Lokar Auburn styled dash is designed to fit a wide variety of applications. Made of sturdy billet aluminum with a polished finish. It accepts one 3-3/8" gauge and four 2-1/16" gauges. The through holes accommodate common aftermarket switches. They also include your choice of engine turned or tortoise shell inserts.

Dimensions: 16" L x 5-3/4" H x 1-1/4" D

INSERT	PART NUMBER
Engine Turned	BDI-9138
Tortoise Shell	BDI-9140

! { Gauges not included.



Engine Turned



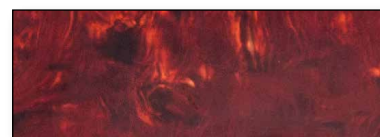
Tortoise Shell

GOOLSBY EDITION BY LOKAR 1932 FORD ROADSTER DOOR SILLS WITH INSERT

The Goolsby Edition by Lokar 1932 Ford Roadster Door Sills are made of sturdy billet aluminum with a polished finish. They also include your choice of engine turned or tortoise shell inserts. This product is a direct fit for the '32 Ford Roadster.



Engine Turned



Tortoise Shell

INSERT	PART NUMBER
Engine Turned	DSP-2000
Tortoise Shell	DSP-2010

BILLET ALUMINUM DASH KNOBS & BEZELS

FEATURES

- Machined from billet aluminum
- Designed to complement the entire line of Lokar products
- Several different styles and finishes



HI-TECH



DECO



LUCILLE



MEASUREMENT	STYLE									
	DECO BRUSHED	DECO BLACK	DECO POLISHED	HI-TECH BRUSHED	HI-TECH BLACK	HI-TECH POLISHED	LUCILLE BRUSHED	LUCILLE BLACK	LUCILLE POLISHED	LUCILLE CHROME
Knob - 3/16" Hole	DK-001	XDK-001	DK-001P	DK-006	XDK-006	DK-006P	DK-011	XDK-011	DK-011P	DK-011C
Bezel - 7/16"-20 Male	DK-002	XDK-002	DK-002P	DK-007	XDK-007	DK-007P	DK-012	XDK-012	DK-012P	DK-012C
Bezel - 7/16"-20 Female	DK-003	XDK-003	DK-003P	DK-008	XDK-008	DK-008P	DK-013	XDK-013	DK-013P	DK-013C
Bezel - 7/16"-28 Male	DK-004	XDK-004	DK-004P	DK-009	XDK-009	DK-009P	DK-014	XDK-014	DK-014P	DK-014C
Bezel - 7/16"-28 Female	DK-005	XDK-005	DK-005P	DK-010	XDK-010	DK-010P	DK-015	XDK-015	DK-015P	DK-015C

DECO BEZELS



HI-TECH BEZELS



LUCILLE BEZELS



OVAL BILLET ALUMINUM INTERIOR DOOR HANDLES

FEATURES

- Recessed mounting design
- Complete with mounting bracket plate and hardware
- Available in brushed, polished or black finish
- Sold in pairs

FINISH	PART NUMBER (PAIR)
Brushed	IDH-2000
Polished	IDH-2001
Black	XIDH-2000




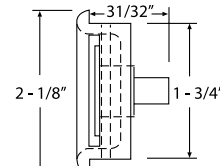
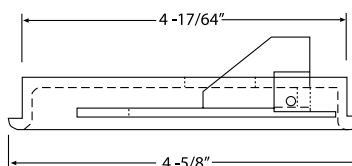
For ease of installation we recommend pairing this item with our Universal Door Latch Cable Release Kit found below.



Brushed



Polished



UNIVERSAL DOOR LATCH CABLE RELEASE KIT

FEATURES

- Shielded pulley for a more direct pulling angle
- "U-Cut-to-Fit" stainless steel cable wire 36"
- Adjustable cable connection
- Eliminates solid rods and bell cranks
- Compatible with bear claw style latches
- Sold in pairs

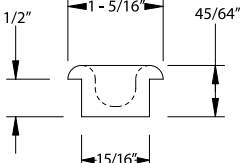
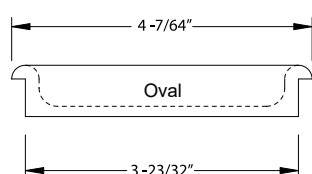
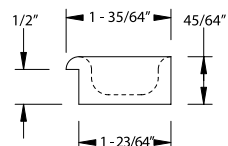
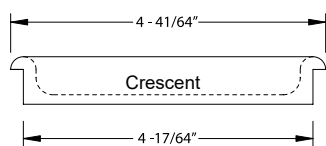


DESCRIPTION	PART NUMBER (PAIR)
Universal Door Latch Cable Release	DLR-2100
Spare/Replacement Pulley Kit	S-2105

BILLET ALUMINUM ARM REST DOOR PULLS

- Two screw installation
- Mounting bracket included
- Sold in pairs
- Available in brushed, polished, or black finish

STYLE	BRUSHED	POLISHED	BLACK
Oval	IDP-2004	IDP-2005	XIDP-2004
Crescent	IDP-2002	IDP-2003	XIDP-2002



Oval Style

Crescent Style



BILLET ALUMINUM COLUMN WARE™

3-piece Seamless Steering Column Dress-Up Kit is a unique one-piece solid billet aluminum design. Kit includes Turn Signal Lever, Tilt Steering Lever, and Emergency Flasher Knob. Kit fits all GM, 1969 through 1976 Chrysler, and all aftermarket columns with single screw design. Appearance is smooth and sleek and adds class and style to any column.

FINISH	PART NUMBER
Brushed	DUK-2200
Polished	DUK-2201
Black	XDUK-2200




GOOLSBY EDGE EDITION INTERIOR DOOR PULL

FEATURES

- Standard and XL Size
- Available in Brushed, Polished, or Black
- 3 Insert Styles Available
- Securely Bolts To Door Panel
- Mounting Hardware Included
- Sold In Pairs



Standard shown with upholstery ready insert (upholstery not included).



INSERT TYPE	STANDARD (9" x 1.5")			XL (11" x 1.5")		
	BRUSHED	POLISHED	BLACK	BRUSHED	POLISHED	BLACK
Smooth	GSE-2150	GSE-2156	XGSE-2150	GSE-2153	GSE-2159	XGSE-2153
Edge	GSE-2151	GSE-2157	XGSE-2151	GSE-2154	GSE-2160	XGSE-2154
Upholstery Ready	GSE-2152	GSE-2158	XGSE-2152	GSE-2155	GSE-2161	XGSE-2155

GOOLSBY EDITION "LUCILLE" SERIES INTERIOR ACCESSORIES

FEATURES

- Inspired by Lokar's 1940 Ford, Lucille, winner of the 2018 Goodguys Street Rod d'Elegance Award
- Machined from billet aluminum
- Chrome Plated
- Sold in pairs



Interior Door Handles



Window Cranks



Vent Window Cranks



Seat Adjuster Levers



Matching throttle assemblies and pedal pads can be found on page 72.



Universal Seat Adjusters fit Glide Engineering seats.

APPLICATION	INTERIOR DOOR HANDLES	WINDOW CRANKS	VENT WINDOW CRANKS	SEAT ADJUSTER LEVERS
GM & Ford 1949 And Up	GSE-2166	GSE-2167	GSE-2168	GSE-2169
GM Pre-1949	GSE-2170	GSE-2171	GSE-2172	
Ford Pre-1949 (Pair)	GSE-2173	GSE-2174	GSE-2175	



BILLET ALUMINUM DOOR HANDLES WINDOW CRANKS & VENT WINDOW CRANKS

- Available for most GM and Ford applications
- Available in chrome, raw, and black finishes
- Splined arms for fine adjustment
- Sold in pairs



DOOR HANDLES			
APPLICATION	BRUSHED	POLISHED	BLACK
GM Pre-1949	IDH-2006	IDH-2007	XIDH-2006
GM & Ford 1949 & Later	IDH-2008	IDH-2009	XIDH-2008
Ford Pre-1949	IDH-2010	IDH-2011	XIDH-2010

WINDOW CRANKS			
APPLICATION	BRUSHED	POLISHED	BLACK
GM Pre-1949	IDH-2012	IDH-2013	XIDH-2012
GM & Ford 1949 & Later	IDH-2014	IDH-2015	XIDH-2014
Ford Pre-1949	IDH-2016	IDH-2017	XIDH-2016

VENT WINDOW CRANKS			
APPLICATION	BRUSHED	POLISHED	BLACK
GM Pre-1949	IDH-2018	IDH-2019	XIDH-2018
GM & Ford 1949 & Later	IDH-2020	IDH-2021	XIDH-2020
Ford Pre-1949	IDH-2022	IDH-2023	XIDH-2022

LAKESTER DOOR HANDLES WINDOW CRANKS & VENT WINDOW CRANKS

- Available for most GM and Ford applications
- Steel Construction
- Available in chrome, raw and black finishes
- Splined arms for fine adjustment
- Sold in pairs



DOOR HANDLES			
APPLICATION	CHROME	RAW	BLACK
GM Pre-1949	IDH-2024	IDH-2027	XIDH-2024
GM & Ford 1949 & Later	IDH-2025	IDH-2028	XIDH-2025
Ford Pre-1949	IDH-2026	IDH-2029	XIDH-2026

WINDOW CRANKS			
APPLICATION	CHROME	RAW	BLACK
GM Pre-1949	IDH-2030	IDH-2033	XIDH-2030
GM & Ford 1949 & Later	IDH-2031	IDH-2034	XIDH-2031
Ford Pre-1949	IDH-2032	IDH-2035	XIDH-2032

VENT WINDOW CRANKS			
APPLICATION	CHROME	RAW	BLACK
GM Pre-1949	IDH-2036	IDH-2039	XIDH-2036
GM & Ford 1949 & Later	IDH-2037	IDH-2040	XIDH-2037
Ford Pre-1949	IDH-2038	IDH-2041	XIDH-2038

SHIFTERS

INTERIOR

BRAKES

EXTERIOR

THROTTLE

PEDALS

DIPSTICKS

ACCESSORIES

RACING

APPAREL

HOOD & TRUNK RELEASE KITS


COMBINATION RELEASE CABLE KITS

Billet aluminum handle assembly for both the hood and trunk. The cables are "U-Cut-to-Fit", designed with specially extruded liner for extended life of the cable, with aluminum fittings and stainless steel inner wire. Hood release includes aluminum firewall fittings and cable stop. Outer housing is 18 inches inside the vehicle and 6 feet under the hood. Inner wire is 9 feet long. Trunk release includes cable stop. The outer housing is 15 feet long and the inner wire is 16 feet long. Requires cable operated latches.

LEFT HAND	RIGHT HAND	HANDLE FINISH	HOUSING FINISH
CHT-1300HT	CHT-1300HTRIGHT	Brushed	Stainless
XCHT-1300HT	XCHT-1300HTRIGHT	Black	Stainless
CHT-1300U	CHT-1300URIGHT	Brushed	Black
XCHT-1300U	XCHT-1300URIGHT	Black	Black



Shown in right hand configuration



TRUNK RELEASE CABLE KITS

LEFT HAND	RIGHT HAND	HANDLE FINISH	HOUSING FINISH
TR-1200HT	TR-1200HTRIGHT	Brushed	Stainless
XTR-1200HT	XTR-1200HTRIGHT	Black	Stainless
TR-1200U	TR-1200URIGHT	Brushed	Black
XTR-1200U	XTR-1200URIGHT	Black	Black

HOOD RELEASE CABLE KITS

LEFT HAND	RIGHT HAND	HANDLE FINISH	HOUSING FINISH
HR-1100HT	HR-1100HTRIGHT	Brushed	Stainless
XHR-1100HT	XHR-1100HTRIGHT	Black	Stainless
HR-1100U	HR-1100URIGHT	Brushed	Black
XHR-1100U	XHR-1100URIGHT	Black	Black



A close-up photograph of a car's interior, focusing on the emergency brake handle. The handle is a sleek, black, cylindrical component with a textured grip, mounted on a dark grey plastic housing. The surrounding area is upholstered in dark brown leather with visible stitching. The lighting is dramatic, highlighting the metallic and leather textures.

EMERGENCY BRAKES & CABLES

EMERGENCY BRAKES & CABLES


FLOOR MOUNT EMERGENCY HAND BRAKE

Floor Mount Emergency Hand Brake is designed after the automotive industry standard. Ratchet cut gear plate and lock are heat treated for strength and safety. Available in chromed steel or black powder coated steel. Special feature includes 4-point mounting capabilities for floor mount or side mounting for personal applications. Hand Brake measures 10" from end to end. Cables are sold separately.



Use Lokar Universal Emergency Brake Cables. See Page 47.

FINISH	PART NUMBER
Chrome	EHB-7000F
Black	XEHB-7000F




Hand brake and rear cable hook-up to show connection only. Cables sold separately.

EMERGENCY BRAKE WARNING INDICATOR SWITCH KIT

The Emergency Brake Warning Switch Kit operates your dash light or buzzer to alert you when your emergency brake is engaged. Designed for use with the Lokar Floor Mount Hand Brake (Part No. EHB-7000F and XEHB-7000F). Switch mounts to existing holes in gear plate on Floor Mount Hand Brake.

PART NUMBER
EHB-7001



Warning Indicator mounted on Floor Mount Hand Brake. Items sold separately.

HAND BRAKE BOOT SETS

Lokar Hand Brake Boots are made of black Naugahyde. All sets include a boot, stainless base ring, or billet aluminum ring. Stainless boot rings are available in polished stainless or black powder coat. Aluminum boot rings are available in brushed aluminum or black anodized finish.



DESCRIPTION	HANDBRAKE BOOTS & RINGS			
	STAINLESS	BLACK STAINLESS	BILLET ALUMINUM	BLACK ANODIZED
Transmount Boot w/ Ring	70-EHBT	X70-EHBT	70-BHBT	X70-BHBT
Floor Mount Boot w/ Ring	70-EHBF	X70-EHBF	70-BHBF	X70-BHBF
Ring Only	70-SHR	X70-SHR	70-BHR	X70-BHR

Handbrake Ring Inner Dimensions: 1.5" x 5.25"
 Stainless Ring Outer Dimensions: 2.5" x 6.25"
 Aluminum Ring Outer Dimensions: 2.75" x 6.5"



UNDER-THE-DASH HAND OPERATED EMERGENCY BRAKE

Our Under-the-Dash Hand Operated Emergency Brake gives you ease of operation along with a clean, out of the way emergency brake. There are no cables entering through the firewall. It fits in a space as small as 11" from the firewall to dash. Ratchet cut gear plate and lock are heat treated for strength and safety. The pistol grip and trigger allow for comfortable lever operation.

FEATURES

- Adjustable from 11" to 15" firewall to dash
- Length of the arm measures 13" from the pivot point to the bottom of the grip
- Connector Cables sold separately (see page 49)

FINISH	PART NUMBER
Brushed	EHB-9200
Black	XEHB-9200
Chrome	EHB-9201



Use EC-8001U or EC-8001HT Connector Cable.

TRANSMOUNT EMERGENCY HAND BRAKE

Transmount Emergency Hand Brake is designed after the automotive industry standard. Ratchet cut gear plate and lock are heat treated for strength and safety. The geometrical design of the lever allows for comfortable lever operation. Levers are available in chromed steel or black powder coated steel and come in 11" and 16" lengths to complement Lokar's Automatic Transmission Shifter. Mounting hardware for use with Lokar Automatic Transmission Shifter is included with Transmount Cable Kits and is used with the built-in mounting bracketry included with the shifter kits.

LENGTH	CHROME	BLACK
11"	EHB-7011	XEHB-7011
16"	EHB-7016	XEHB-7016




Only works with Lokar Case Mount Shifter.



Use 11" Hand Brake with 16" and shorter shifters.
Use 16" Hand Brake with 23" and taller shifters.
Use Transmount Emergency Brake Cables.



Black 16" Transmount Hand Brake



Transmount Hand Brake and rear cable hook-up to show mounting application only. Cables sold separately.

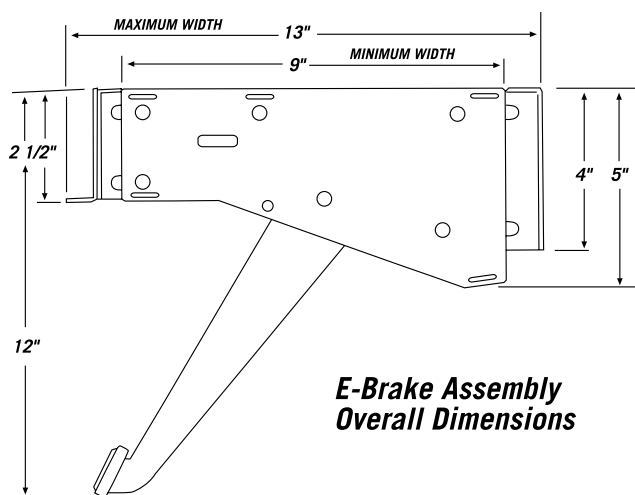
UNDER-THE-DASH FOOT OPERATED EMERGENCY BRAKE

Lokar Under-the-Dash Foot Operated Emergency Brake features the same superior craftsmanship you have come to expect of all our products. This foot brake gives you ease of operation along with a clean, out of the way emergency brake.

FEATURES

- Adjustable 9" to 13" firewall to dash
- Length of the arm measures 10" from the pivot point to the bottom of the foot pad
- Connector Cables sold separately (see page 49)


PEDAL PAD STYLE	SOLID BALL MILLED ARM			WINDOWED ARM		
	BRUSHED	BLACK	CHROME	BRUSHED	BLACK	CHROME
Ball Milled	EFB-9000	XEFB-9000	EFB-9004	EFB-9002	XEFB-9002	EFB-9006
Rubber Insert	EFB-9001	XEFB-9001	EFB-9005	EFB-9003	XEFB-9003	EFB-9007
Oval Rubber Insert	EFB-9008	XEFB-9008	EFB-9011	EFB-9009	XEFB-9009	EFB-9010




"U-Cut-to-Fit" Release Rod L-Brackets for dash to firewall adjustments




Use EC-8001U or EC-8001HT Connector Cables.



EFB-9000



EFB-9008




EFB-9001



XEFB-9001

UNIVERSAL EMERGENCY BRAKE CABLES


Kit is designed for use with our Floor Mount Emergency Hand Brake and in conjunction with our Connector Cables. Kit comes equipped with quality aluminum fittings. Ferrule is included to eliminate fraying of stainless housing. Outer housing is designed with specially extruded liner for extended life of the cable. Stainless inner cable resists moisture. Lokar Brake Cables come complete with union block on clevis assembly, mounting bracket and adjusters. Kit includes two 8 foot outer housings that "U-Cut-to-Fit" and are available in stainless or black housing. Call for other applications or custom configurations.



EC-80FHT Stainless Housing



EC-80FU Black Housing



Always use anti-seize on aluminum fittings to avoid galling.



"TU" or "THT" at end of part number indicates Transmount Brake and comes with Transmount bracket.

APPLICATION	EC-80FU EC-80FHT	EC-80JAGU EC-80JAGHT	EC-81FU EC-81FHT	EC-80CC	EC-80FUTB EC-80FHITB	EC-80WC	EC-80TU EC-80THT	EC-80TUTB EC-80THITB	EC-81TU EC-81THT	EC-80WU EC-80WHT	EC-80WTU EC-80WHT
1988 & Later Corvette	●					●	●				
Baer Brakes	●			●			●				
Chevy Drum	●						●				
Chrysler Drum	●						●				
Corvette '84 to '87	●			●			●				
Dana Drum	●						●				
Ford Drum	●						●				
Ford Explorer & Motorsports Disc w/Internal Drum E-Brake			●						●		
Jag Rear-End		●									
Jag Rear-End w/ Wilwood Brakes	●					●	●				
Late Model T-Bird '87 to '88					●			●			
Lincoln Versailles	●						●				
SSBC Standard Calipers					●			●			
SSBC w/Integrated E-Brake	●					●	●				
SSBC w/Stand Alone E-Brake Caliper	●					●	●				
Wilwood Disc w/Internal Drum E-Brake			●						●		
Wilwood Disc Stand Alone E-Brake Caliper	●					●	●				
Wilwood MC4										●	●

SHIFTERS

INTERIOR

BRAKES

EXTERIOR

THROTTLE

PEDALS

DIPSTICKS

ACCESSORIES


RACING

APPAREL


TRANSMOUNT EMERGENCY BRAKE CABLES


Transmount Cable Kit is designed for use with Lokar's Transmount Emergency Hand Brake and includes bracket for mounting cables to hand brake. Kit comes equipped with quality aluminum fittings and adjuster. Ferrule is included to eliminate fraying of stainless housing. Outer housing is designed with specially extruded liner for extended life of the cable. Stainless steel inner cable resists moisture. Lokar cables also feature adjustable cable lock and clevis. Kit includes two 8 foot outer housings that "U-Cut-to-Fit" and are available in stainless housing or black housing.

! See application chart on page 47 for Transmount cable fitment information.



Application illustration only. Cables, Hand Brake, and Shifter sold separately.

 For use with Lokar Transmount Emergency Hand Brake only. Mounts to Case Mount shifter brackets.

 Always use anti-seize on aluminum fittings to avoid galling.

EC-80THT

EC-80TU


REAR BRAKE CABLE KIT FOR 1942 TO 1954 CHEVY TRUCKS

Brake Cable Kits for 1942 to 1954 Chevy Trucks. Cables mount from backing plates on rear end to original cross shaft on chassis. Designed with specially extruded liner for extended life of the cable. Stainless inner cable resists moisture. Kit includes two 4 foot outer housings that "U-Cut-to-Fit" and are available in stainless housing or black housing. Lokar cables also feature two adjustable cable locks and clevis. 1987 and earlier Corvette rears, 1988 or later Corvette, and Wilwood disc brakes (with separate e-brake caliper) require a Clevis Kit (sold separately).

APPLICATION	BLACK HOUSING	STAINLESS HOUSING
Universal	EC-8004U	EC-8004HT
Ford Explorer or Wilwood Discs w/ Internal Drum E-Brake	EC-8007U	EC-8007HT



EC-8004U
Black Housing
(Pair)



CONNECTOR CABLES FOR UNDER-THE-DASH HAND BRAKES (ORIGINAL FACTORY & LOKAR)

Lokar Connector Cables work in conjunction with Lokar's Universal Emergency Brake Cables and with stock under-the-dash hand brakes. Kit includes a single 6 foot outer housing designed with a specially extruded liner that "U-Cut-to-Fit" and a 7 foot stainless steel inner cable which resists moisture. Kit comes equipped with quality aluminum fittings and adjuster. Ferrule is included to eliminate fraying of stainless housing.


APPLICATION	BLACK HOUSING	STAINLESS HOUSING
'37-'48 Ford	EC-8000U	EC-8000HT
'37-'48 Plymouth / Dodge	EC-8002U	EC-8002HT
'39-'48 Chevy	EC-8003U	EC-8003HT
Lokar Under-the-Dash Emergency Brakes	EC-8001U	EC-8001HT




Designed to be used with Lokar rear cable kit.



Cable can be routed inside the vehicle such as, through the console to keep cable out of sight for a cleaner undercarriage.



Lokar Under-the-Dash Emergency Brake Connection




Wilwood Clevis

Ford Explorer Clevis

Corvette Clevis



1937-1948 Ford passenger cars
& 1937-1956 Ford Trucks



1938-1948 Plymouth
and Dodge




1939-1948 Chevy



EC-8001U



EC-8001HT



REAR BRAKE CLEVIS KITS

Lokar Rear Clevis Kits adapt Lokar Emergency Brake Cable Kits for 1984 - 1987 Corvette, 1988 and later Corvette, Jag rear with Wilwood, Wilwood Disc, Wilwood Ford Explorer style with internal hub rears, and Baer brakes.

APPLICATION	DESCRIPTION	PART NUMBER
Wilwood stand alone caliper, Jag with Wilwood, and 1988 & Later Corvette	Wilwood Clevis Kit	EC-80WC
'84 to '87 Corvette and Baer Brakes	Corvette Clevis Kit	EC-80CC
Wilwood / Ford Explorer with Internal Drum E-Brake	Ford Explorer Clevis Kit	EC-81FC

A close-up photograph of a modern, metallic car door handle. The handle is sleek and aerodynamic, with a brushed metal finish. It is mounted on a light-colored, possibly white or silver, car body panel. The lighting is soft, highlighting the contours and textures of the metal. A black rectangular box with a white border is overlaid on the left side of the image, containing the text "EXTERIOR PRODUCTS" in white, uppercase letters.



EXTERIOR PRODUCTS

EXTERIOR PRODUCTS

BILLET ALUMINUM OVAL LED TAILLIGHTS

FEATURES

- Chrome plated or black powder coated for ultimate shine and easy detailing
- Integrated design with 3 functions: tail, turn, and brakes
- Low profile design
 - Requires a mere 1-1/2" behind body panel for mounting
 - Protrudes less than 3/16" from outside of body panel
- Offered in two sizes
 - Standard: Outer Bezel measures 2-3/4" x 5-1/2"
 - XL: Outer Bezel measures 3" x 6-1/2"




SIZE	CHROME	BLACK
Standard	TL-1910	XTL-1910
XL	TL-1911	XTL-1911

ANCHOR-TIGHT® HEADLIGHT BRAID

Lokar's design technology for "U-Cut-to-Fit", non-kinking, stainless steel headlight braid sets it apart from other conduits. Designed with threaded steel studs to insure that you won't experience any of the typical separation between braid and fitting that shows unsightly wires out in the open. Kit comes complete with two 14" flexible braided stainless steel Teflon®-lined housings, threaded steel studs, billet aluminum fittings, aluminum grill shell washers, and four 26" headlight wires.

HOUSING STYLE	PART NUMBER
Stainless	HL-1900
Black Stainless	XHL-1900



EARLY FORD RADIATOR CAP

FEATURES

- Billet Aluminum
- 2-1/4"-18 Thread Pitch
- Polished Finish



APPLICATION	PART NUMBER
'28-'29 Model A Radiator or Walker Radiator w/ Threaded Stanchion	DUK-2210

SHIFTERS

INTERIOR

BRAKES

EXTERIOR

THROTTLE

PEDALS

DIPSTICKS

ACCESSORIES

RACING

APPAREL

GOOLSBY EDITION BILLET ALUMINUM HOOD VENTS

Universal Billet Aluminum Hood Vents for your muscle car or late model project car. Featured on the LokaRS '69 Camaro.

FEATURES

- Clamping design
- Machined finish
- Ready to paint, powder coat, chrome plate, or anodize
- Dissipates heat
- Sold in pairs



PART NUMBER
GSE-3000

GOOLSBY EDITION BILLET ALUMINUM EXHAUST TIPS

Featured on the LokaRS '69 Camaro. Two-piece Billet Aluminum Exhaust Tips with modern styling and curvature to match rear valance. Fits up to a 3" exhaust, universal mounting options and V-band clamp adaptable. Provides the perfect finishing touch to your exhaust. Sold in pairs.



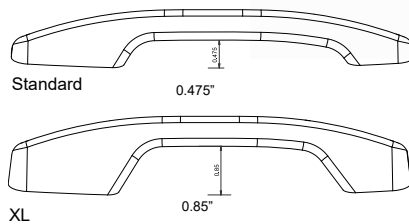
ATTACHMENT STYLE	BRUSHED	POLISHED
3" Exhaust Adapter	GSE-3010	GSE-3011
V-Band Clamp	GSE-3012	GSE-3013

BILLET EXTERIOR 12 VOLT DOOR HANDLES

Billet exterior 12 volt door handles are a great way to elevate your vehicle to the next level. Our door handles utilize a 12 volt pressure pad switch to supply power to the electric actuated door latches.

FEATURES

- Available with a 0 or 10 degree mounting surface
- Available in brushed or polished finish
- Center insert adjustable to compensate for different finish thicknesses
- Sold In Pairs



XL2




Standard / XL



MOUNTING SURFACE ANGLE	STANDARD DOOR HANDLES		XL DOOR HANDLES		XL2 DOOR HANDLES	
	BRUSHED	POLISHED	BRUSHED	POLISHED	BRUSHED	POLISHED
0 Degree	GSE-2100	GSE-2101	GSE-2104	GSE-2105	GSE-2162	GSE-2163
10 Degree	GSE-2102	GSE-2103	GSE-2106	GSE-2107	GSE-2164	GSE-2165



The standard Billet Exterior 12 Volt Door Handles are designed to be used with a pocket for hand clearance. Choose the XL Handles for non-pocket installation.



**THROTTLE & KICKDOWN CABLES
& MOUNTING BRACKETS**

THROTTLE CABLES & KICKDOWNS

THROTTLE CABLES

All Lokar Throttle Cables are available in stainless steel braided housing, black stainless steel braided housing, or black housing. They are designed with a specially extruded liner for extended life of the cable – not to be confused with ordinary braided brake hose. Cables are equipped with aluminum fittings and aluminum ferrules to eliminate fraying. “U-Cut-to-Fit” outer housing is available in 24" or 36" lengths with a “U-Cut-to-Fit” stainless inner wire. Clevis is designed without cotter pins or set screws. Adapts to factory and aftermarket pedals. Custom lengths available upon request. Cables mount nicely with our array of Brackets and Return Springs (sold separately). Polished Throttle Cables will include polished aluminum fittings. Hi-Tech Black Stainless Cables will include black anodized aluminum fittings.

Hi-Tech
Black Stainless
Steel Housing

Universal
Black Housing

Hi-Tech
Stainless
Steel
Housing



Remember to pull inner wire out before cutting outer housing.

Polished Hi-Tech
Throttle Cable Kit

Black Stainless
Hi-Tech Throttle
Cable Kit

Polished Black
Throttle Cable Kit

APPLICATION	LENGTH	ALUMINUM FITTINGS		BLACK FITTINGS		POLISHED FITTINGS	
		STAINLESS HOUSING	BLACK HOUSING	BLACK STAINLESS HOUSING	BLACK HOUSING	STAINLESS HOUSING	BLACK HOUSING
Standard Hi-Tech	24"	TC-1000HT	TC-1000U	XTC-1000HT	XTC-1000U	TCP-1000HT	TCP-1000U
	36"	TC-1000HT36	TC-1000U36	XTC-1000HT36	XTC-1000U36	TCP-1000HT36	TCP-1000U36
GM Tuned-Port '85-'91 & '92-'97 LT1/LT4	24"	TC-1000TP	TC-1000TPU	XTC-1000TP	XTC-1000TPU	TCP-1000TP	TCP-1000TPU
	36"	TC-1000TP36	TC-1000TPU36	XTC-1000TP36	XTC-1000TPU36	TCP-1000TP36	TCP-1000TPU36
GM LS1/Ram Jet 350	36"	TC-1000LS1	TC-1000LS1U	XTC-1000LS1	XTC-1000LS1U	TCP-1000LS1	TCP-1000LS1U
GM Ram Jet 502	24"	TC-1000RJ	TC-1000RJU	XTC-1000RJ	XTC-1000RJU	TCP-1000RJ	TCP-1000RJU
GM Vortec	36"	TC-1000TPV	TC-1000TPVU	XTC-1000TPV	XTC-1000TPVU	TCP-1000TPV	TCP-1000TPVU
Ford EFI '94 & '95 Only	24"	TC-1000EFI	TC-1000EFIU	XTC-1000EFI	XTC-1000EFIU	TCP-1000EFI	TCP-1000EFIU
Ford MOD 4.6L/5.4L V8	24"	TC-1000MOD	TC-1000MODU	XTC-1000MOD	XTC-1000MODU	TCP-1000MOD	TCP-1000MODU
Blower Drive	24"	TC-1000BLD	TC-1000BLDU	XTC-1000BLD	XTC-1000BLDU	TCP-1000BLD	TCP-1000BLDU
	36"	TC-1000BLD36	TC-1000BLDU36	XTC-1000BLD36	XTC-1000BLDU36	TCP-1000BLD36	TCP-1000BLDU36
Barry Grant Six Shooter	24"	TC-1000BG	TC-1000BGU	XTC-1000BG	XTC-1000BGU	TCP-1000BG	TCP-1000BGU
Borla 8 Stack Injection	24"	TC-1000B8	TC-1000B8U	XTC-1000B8	XTC-1000B8U	-	-
	36"	TC-1000B836	TC-1000B8U36	XTC-1000B836	XTC-1000B8U36	-	-


DUO-PAK THROTTLE CABLE KITS

This kit is equipped with a Throttle Cable in stainless steel braided housing, black stainless steel braided housing, or black housing plus our Stainless Steel Carburetor Bracket and Return Spring Kit. Duo-Pak only available for carbureted applications with Holley, Edelbrock, AFB, Quadrajet and In-Line Dual Quad carbs.




LENGTH	STAINLESS HOUSING W/ STAINLESS HARDWARE	BLACK HOUSING W/ STAINLESS HARDWARE	BLACK STAINLESS HOUSING W/ BLACK STAINLESS HARDWARE
24"	DP-1000HT	DP-1000U	XDP-1000HT
36"	DP-1000HT36	DP-1000U36	XDP-1000HT36

THROTTLE BODY & CARB END FITTINGS



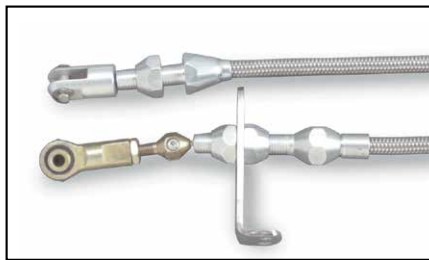
Carbureted & Ford EFI '86-'93



TPI '88 & earlier




LS1, Vortec and Ram Jet 350



Blower Drive



TPI '89 & later, LT1 & LT4



Ford EFI '94 & '95


SPARE THROTTLE CABLE COMPONENT PARTS

DESCRIPTION	PART NUMBER
Carb End Fitting	S-1034
36" Inner Wire	S-1041
48" Inner Wire	S-1042



KICKDOWN KITS

Lokar's "U-Cut-to-Fit" Kickdown Cables are available in stainless steel braided housing, black stainless steel braided housing, or black housing. They are designed with a specially extruded liner for extended life of the cable – not to be confused with ordinary brake hose. Kickdown features aluminum fittings with ferrule to eliminate frayed cable housing ends. Kickdowns are adaptable for all types of manifolds including tunnel ram, blower manifolds, and Weber induction systems. Mount our kickdown with our Stainless Steel Carburetor Bracket and Return Springs (sold separately). Polished kickdown cables will include polished aluminum fittings. Black Hi-Tech stainless cables will include black anodized aluminum fittings.



	APPLICATION	ALUMINUM FITTINGS		BLACK FITTINGS		POLISHED FITTINGS	
		STAINLESS HOUSING	BLACK HOUSING	BLACK STAINLESS HOUSING	BLACK HOUSING	STAINLESS HOUSING	BLACK HOUSING
GM	TH350	KD-2350HT	KD-2350HTBLACK	XKD-2350HT	XKD-2350HTBLACK	KDP-2350HT	KDP-2350HTBLACK
	TH350 Tuned-Port	KD-2350TP	KD-2350TPU	XKD-2350TP	XKD-2350TPU	KDP-2350TP	KDP-2350TPU
	TH350 Blower Drive	KD-2350BLD	KD-2350BLDU	XKD-2350BLD	XKD-2350BLDU	KDP-2350BLD	KDP-2350BLDU
	TH200	KD-2200HT	KD-2200U	XKD-2200HT	XKD-2200U	KDP-2200HT	KDP-2200U
	TH200 Blower Drive	KD-2200BLD	KD-2200BLDU	XKD-2200BLD	XKD-2200BLDU	KDP-2200BLD	KDP-2200BLDU
	200-4R	KD-2200RHT	KD-2200RU	XKD-2200RHT	XKD-2200RU	KDP-2200RHT	KDP-2200RU
	200-4R Blower Drive	KD-2200RBLD	KD-2200RBLDU	XKD-2200RBLD	XKD-2200RBLDU	KDP-2200RBLD	KDP-2200RBLDU
	700-R4	KD-2700HT	KD-2700U	XKD-2700HT	XKD-2700U	KDP-2700HT	KDP-2700U
	700-R4 Tuned-Port	KD-2700TP	KD-2700TPU	XKD-2700TP	XKD-2700TPU	KDP-2700TP	KDP-2700TPU
	700-R4 Blower Drive	KD-2700BLD	KD-2700BLDU	XKD-2700BLD	XKD-2700BLDU	KDP-2700BLD	KDP-2700BLDU
	4L60	KD-24L60HT	KD-24L60U	XKD-24L60HT	XKD-24L60U	KDP-24L60HT	KDP-24L60U
	4L60 Tuned-Port	KD-24L60TP	KD-24L60TPU	XKD-24L60TP	XKD-24L60TPU	KDP-24L60TP	KDP-24L60TPU
	4L60 Blower Drive	KD-24L60BLD	KD-24L60BLDU	XKD-24L60BLD	XKD-24L60BLDU	KDP-24L60BLD	KDP-24L60BLDU
	Powerglide	KD-20PGHT	KD-20PGU	XKD-20PGHT	XKD-20PGU	KDP-20PGHT	KDP-20PGU
Powerglide Blower Drive	KD-20PGBLD	KD-20PGBLDU	XKD-20PGBLD	XKD-20PGBLDU	KDP-20PGBLD	KDP-20PGBLDU	
FORD	C4	KD-20C4HT	KD-20C4U	XKD-20C4HT	XKD-20C4U	KDP-20C4HT	KDP-20C4U
	C4 Blower Drive	KD-20C4BLD	KD-20C4BLDU	XKD-20C4BLD	XKD-20C4BLDU	KDP-20C4BLD	KDP-20C4BLDU
	C6	KD-20C6HT	KD-20C6U	XKD-20C6HT	XKD-20C6U	KDP-20C6HT	KDP-20C6U
	C6 Blower Drive	KD-20C6BLD	KD-20C6BLDU	XKD-20C6BLD	XKD-20C6BLDU	KDP-20C6BLD	KDP-20C6BLDU
	AOD	KD-2AODHT	KD-2AODU	XKD-2AODHT	XKD-2AODU	KDP-2AODHT	KDP-2AODU
	AOD Blower Drive	KD-2AODBLD	KD-2AODBLDU	XKD-2AODBLD	XKD-2AODBLDU	KDP-2AODBLD	KDP-2AODBLDU
CHRYSLER	FMX	KD-2FMXHT	KD-2FMXU	XKD-2FMXHT	XKD-2FMXU	KDP-2FMXHT	KDP-2FMXU
	727	KD-2727HT	KD-2727U	XKD-2727HT	XKD-2727U	KDP-2727HT	KDP-2727U
	727 Blower Drive	KD-2727BLD	KD-2727BLDU	XKD-2727BLD	XKD-2727BLDU	KDP-2727BLD	KDP-2727BLDU
	518	KD-2518HT	KD-2518U	XKD-2518HT	XKD-2518U	KDP-2518HT	KDP-2518U
518 Blower Drive	KD-2518BLD	KD-2518BLDU	XKD-2518BLD	XKD-2518BLDU	KDP-2518BLD	KDP-2518BLDU	
904	KD-2904HT	KD-2904U	XKD-2904HT	XKD-2904U	KDP-2904HT	KDP-2904U	



XKD-2400HT



KD-2400HT


KD-2400U


TH400 ELECTRIC KICKDOWN KIT

Our TH400 Electric Kickdown is cable-operated with an electric switch which is housed in a billet aluminum box that mounts with transmission pan bolts. It includes a universal outer housing in braided stainless steel, braided black stainless steel, or standard black. Kit includes a specially extruded liner for extended life of the cable. Aluminum fittings and stainless mounting bracket are also included. Mount the kickdown with our Stainless Steel Carburetor Bracket and Return Springs (sold separately). This design eliminates mounting electrical switches on the carburetor, manifold, or near the throttle pedal.



	APPLICATION	
	TH400	TH400 BLOWER DRIVE
Stainless Housing	KD-2400HT	KD-2400BLD
Black Housing w/ Brushed Aluminum Switch Box	KD-2400U	KD-2400BLDU
Black Stainless Housing w/ Black Switch Box	XKD-2400HT	XKD-2400BLD
Black Housing w/ Black Switch Box	XKD-2400U	XKD-2400BLDU
Stainless Housing w/ Polished Switch Box	KDP-2400HT	KDP-2400BLD
Black Housing w/ Polished Switch Box	KDP-2400U	KDP-2400BLDU

 Don't forget to order one of our many brackets to mount our Throttle Cables and Hi-Tech Kickdowns. See pages 61-65.

 Hi-Tech TH400 Electric Kickdown can be mounted in a variety of locations within 48" of the carburetor. Remember to pull inner wire out before cutting outer housing.

TH350 STAINLESS KICKDOWN BRACKET & CABLE

Standard adjustable GM detent (black housing) with Lokar's stainless mounting bracket mounts onto the back two manifold bolts. Designed for 4 barrel-type carburetors for small block Chevys. Kit includes extender for more versatility in adjusting cable length where needed. Stainless bracket also sold separately.


PART NUMBER	DESCRIPTION	FINISH
KD-2350U	TH350 Kickdown Bracket & Cable Kit	Stainless
KDB-4350	TH350 Kickdown Bracket Only	Stainless
XKDB-4350	TH350 Kickdown Bracket Only	Black




XKDB-4350



KDB-4350



 GM detent cable cannot be cut to fit.




VINTAGE SERIES THROTTLE CABLES

Lokar's Vintage Series Throttle Cable Kits are available in a variety of colors derived from an outer covering of woven cotton strands harkening back to the vintage era of hot rodding. To protect the cotton, each cable is clear-coated for years of maintenance free performance. These new Vintage Series Throttle Cable Kits feature an extruded PTFE inner lining for smooth operation and will adapt to most factory and aftermarket throttle assemblies. Features "U-Cut-to-Fit" outer housing and stainless inner wire.



VINTAGE SERIES THROTTLE CABLE KITS

APPLICATION	LENGTH	TAN W/ BLACK & RED TRACERS	LEMON W/ BLACK TRACERS	BLACK W/ORANGE TRACERS	BLACK W/ RED TRACERS	BLACK W/ BLUE TRACERS	BLACK W/ WHITE TRACERS
Standard	24"	VS-1001	VS-1006	VS-1002	VS-1005	VS-1004	VS-1003
	36"	VS-100136	VS-100636	VS-100236	VS-100536	VS-100436	VS-100336
	48"	VS-100148	VS-100648	VS-100248	VS-100548	VS-100448	VS-100348
GM LS1	36"	VS-100LS11	VS-100LS16	VS-100LS12	VS-100LS15	VS-100LS14	VS-100LS13
	48"	VS-100LS1148	VS-100LS1648	VS-100LS1248	VS-100LS1548	VS-100LS1448	VS-100LS1348
Ford MOD	36"	VS-100MOD136	VS-100MOD636	VS-100MOD236	VS-100MOD536	VS-100MOD436	VS-100MOD336
Blower Drive	36"	VS-100BLD136	VS-100BLD636	VS-100BLD236	VS-100BLD536	VS-100BLD436	VS-100BLD336
Borla 8 Stack Injection	36"	VS-100B8136	VS-100B8636	VS-100B8236	VS-100B8536	VS-100B8436	VS-100B8336



VINTAGE SERIES KICKDOWN CABLES

SHIFTERS

INTERIOR

BRAKES

EXTERIOR

THROTTLE

PEDALS

DIPSTICKS

ACCESSORIES

RACING

APPAREL




VINTAGE SERIES KICKDOWN CABLE KITS							
	APPLICATION	TAN W/ BLACK & RED TRACERS	LEMON W/ BLACK TRACERS	BLACK W/ORANGE TRACERS	BLACK W/ RED TRACERS	BLACK W/ BLUE TRACERS	BLACK W/ WHITE TRACERS
GM	TH350	VS-23501	VS-23506	VS-23502	VS-23505	VS-23504	VS-23503
	TH400	VS-24001	VS-24006	VS-24002	VS-24005	VS-24004	VS-24003
	700-R4	VS-27001	VS-27006	VS-27002	VS-27005	VS-27004	VS-27003
	4L60	VS-24L601	VS-24L606	VS-24L602	VS-24L605	VS-24L604	VS-24L603
	Powerglide	VS-20PG1	VS-20PG6	VS-20PG2	VS-20PG5	VS-20PG4	VS-20PG3
FORD	C4	VS-20C41	VS-20C46	VS-20C42	VS-20C45	VS-20C44	VS-20C43
	C6	VS-20C61	VS-20C66	VS-20C62	VS-20C65	VS-20C64	VS-20C63
	AOD	VS-2AOD1	VS-2AOD6	VS-2AOD2	VS-2AOD5	VS-2AOD4	VS-2AOD3
	FMX	VS-2FMX1	VS-2FMX6	VS-2FMX2	VS-2FMX5	VS-2FMX4	VS-2FMX3
CHRYSLER	727	VS-27271	VS-27276	VS-27272	VS-27275	VS-27274	VS-27273
	518	VS-25181	VS-25186	VS-25182	VS-25185	VS-25184	VS-25183
	904	VS-29041	VS-29046	VS-29042	VS-29045	VS-29044	VS-29043

VINTAGE SERIES THROTTLE & KICKDOWN CABLES AVAILABLE IN THESE SIX COLOR COMBINATIONS



Tan with Black & Red Tracers



Lemon with Black Tracers




Black with Blue Tracers



Black with Orange Tracers



Black with Red Tracers




Black with White Tracers




These Vintage Series Throttle Cables match our plug wires found on page 96.


LOKAR KICKDOWN END FITTINGS




GM TH350 & TH200



GM 700-R4, 200-4R, 4L60



GM TH350 Blower Drive



GM Powerglide



GM TH350 TPI




GM 700-R4, 200-4R, 4L60 TPI




Ford C4



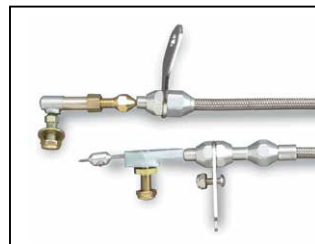
Ford C6



Ford FMX



Ford AOD



Chrysler 727, 904 & 518

U-CUT-TO-FIT CRUISE CONTROL CABLES

Lokar Cruise Control Cables are for use with "Rostra" cruise control kits. Kit includes 4' outer housing designed with a specially extruded liner for extended life of the cable and 5' of stainless inner wire, which replaces the black plastic cable in Rostra Kits. Cables are "U-Cut-to-Fit" inside and outside of firewall. All billet aluminum fittings, stainless hold down clamp, and mounting bracket.

APPLICATION	BLACK HOUSING	STAINLESS HOUSING	BLACK STAINLESS HOUSING
Carbureted	CC-1600U	CC-1601HT	XCC-1601HT
Tuned-Port	CC-1602U	CC-1603HT	XCC-1603HT



For use with Rostra Control (Pictured Above).



CABLE MOUNTING BRACKET & SPRING KITS

HOLLEY SNIPER & FITECH BRACKETS

Lokar's Holley Sniper and FiTech Brackets allow for a clean and simple integration between Lokar's Throttle and Kickdown Cables and FiTech or Holley Sniper EFI systems. The FiTech brackets are available in polished or black stainless steel and come with all mounting hardware and return springs. The Sniper brackets are available in polished or black stainless steel, and black anodized or Brite billet finish.



DESCRIPTION	STAINLESS	BLACK STAINLESS	BRITE BILLET	BLACK BILLET
Sniper	TCB-40HS	XTCB-40HS	TCB-40HS1	XTCB-40HS1
FiTech	TCB-40FIT	XTCB-40FIT	-	-



HOLLEY SNIPER SINGLE THROTTLE BODY BRACKETS



	CLEAR RING	BLACK RING
92 MM	TCB-40HS092	XTCB-40HS092
102 MM	TCB-40HS102	XTCB-40HS102



DUAL THROTTLE BODY CABLE SYSTEMS

FEATURES

- Fully adjustable for easy synchronization
- U-Cut-To-Fit Throttle Cables included
- Stainless steel and billet aluminum construction
- Available in black and clear anodized finishes



	HI-TECH STAINLESS STEEL HOUSING		UNIVERSAL HOUSING		BLACK STAINLESS STEEL HOUSING & BLACK FITTINGS		UNIVERSAL HOUSING & BLACK FITTINGS	
	CLEAR RING	BLACK RING	CLEAR RING	BLACK RING	CLEAR RING	BLACK RING	CLEAR RING	BLACK RING
92 MM	TC-1000HDP1	TC-1000HDP3	TC-1000HDP1U	TC-1000HDP3U	XTC-1000HDP1	XTC-1000HDP3	XTC-1000HDP1U	XTC-1000HDP3U
102 MM	TC-1000HDP2	TC-1000HDP4	TC-1000HDP2U	TC-1000HDP4U	XTC-1000HDP2	XTC-1000HDP4	XTC-1000HDP2U	XTC-1000HDP4U

SHIFTERS

INTERIOR

BRAKES

EXTERIOR

THROTTLE

PEDALS

DIPSTICKS

ACCESSORIES

RACING

APPAREL

STAINLESS STEEL CARBURETOR BRACKET & RETURN SPRINGS

Stainless bracket mounts to rear of Holley, Edelbrock, AFB, Quadrajet, Demon (excluding Street Demon), and In-Line Dual Quads. Stainless bracket and return springs are used to mount Lokar's Throttle and Kickdown Kits. Design prevents bracket from movement under extreme pressure on a kickdown cable, such as with a 700-R4 transmission.

DESCRIPTION	STAINLESS	BLACK STAINLESS
Bracket & Return Spring Kit	SRK-4000	XSRK-4000
Bracket Only	SRK-4001	XSRK-4001
Return Springs Only	SRK-4002	XSRK-4002
Kickdown Only Bracket With Stainless Springs	SRK-4003	XSRK-4003



LT1 AND LT4 BRACKET KITS

Stainless Throttle and Kickdown Brackets replace factory brackets. Kits include stainless arm to mount on LT1 throttle body to operate kickdown. Designed to be used with Lokar's Tuned-Port Throttle Cables and Tuned-Port Kickdowns.



APPLICATION	STAINLESS	BLACK STAINLESS
'92-'93 LT1 Throttle Cable and Kickdown	TCB-40LT1	XTCB-40LT1
'94 & Later LT1/LT4 Throttle Cable and Kickdown	TCB-40LT4	XTCB-40LT4
'92 & Later LT1 Cruise Control	TCB-40LTC	-



LS1 BRACKETS

The billet aluminum bracket mounts to the side of the LS1 manifold and is available with a single stud for throttle only or a double stud to add a cruise control cable.



LS1 Throttle Cable Bracket - Single Stud Shown

THROTTLE BODY	SINGLE STUD FOR THROTTLE CABLE ONLY		DOUBLE STUD FOR THROTTLE CABLE & CRUISE CONTROL	
	BRUSHED	BLACK	BRUSHED	BLACK
'98-'99 GM (with 3" linkage cam)	TCB-40LS1	XTCB-40LS1	TCB-40LS12	XTCB-40LS12
'00-'02 GM & '04 GTO (with 3-1/2" linkage cam)	TCB-40LS13	XTCB-40LS13	TCB-40LS14	XTCB-40LS14


RAM JET BRACKETS

These brackets, along with Lokar Throttle Cables, will allow the Ram Jet to work properly in any vehicle. When used with an automatic transmission, be sure to use the transmission specific Lokar Kickdown Cable.

APPLICATION	STAINLESS	BLACK STAINLESS
Small Block 350	TCB-40RJ	XTCB-40RJ
Big Block 502	TCB-40RJ1	XTCB-40RJ1




Use LS1 Throttle Cable with 350 Ram Jet Bracket


 Ram Jet 350 uses TC-1000LS1 Throttle Cable
 Ram Jet 502 uses TC-1000RJ Throttle Cable

TUNED-PORT BRACKETS

The billet aluminum bracket mounts to the side of the Tuned-Port plenum. The billet aluminum bracket is available with a single stud for throttle only, double stud for throttle and kickdown, and triple stud for a throttle, kickdown, and cruise control.

DESCRIPTION	BRUSHED	BLACK	POLISHED
Single	TCB-40TP1	XTCB-40TP1	TCB-40TP1P
Double	TCB-40TP2	XTCB-40TP2	TCB-40TP2P
Triple	TCB-40TP3	XTCB-40TP3	TCB-40TP3P



'88 and earlier throttle body end fitting shown



THROTTLE & KICKDOWN CABLE BRACKET FOR EDELBROCK PRO-FLO® XT

These Lokar Stainless Steel Throttle Cable Brackets mount to the rear of your carburetor. They are used to mount Lokar's Throttle Cable and Kickdown Assemblies. Durable stainless steel construction.



APPLICATION	STAINLESS	BLACK STAINLESS
Edelbrock Pro-Flo XT	TCB-40EDXT	XTCB-40EDXT


FORD EFI BRACKETS

Ford EFI Bracket fits 1986 to 1993 Ford 302 and 351 electronic fuel injection systems that have the Mustang EGR spacer installed. This Stainless Bracket mounts in the stock location for easy installation of our Kickdown Cables and Throttle Cables.

The EFI Bracket does not fit B.A.P. throttle bodies.




XTCB-40EFI



TCB-40EFI


APPLICATION	STAINLESS STEEL	BLACK STAINLESS
'86-'93 with Mustang EGR Spacer	TCB-40EFI	XTCB-40EFI



EFI Bracket, Throttle Cable and Kickdown



Use with Lokar Throttle Cable TC-1000HT, TC-1000U, XTC-1000HT.



APPLICATION	STAINLESS	BLACK STAINLESS
Rochester Bracket & Springs	TRP-4003	XTRP-4003
Rochester Bracket Only	TRP-4004	XTRP-4004
Pontiac Rochester Bracket & Springs	TRP-4005	XTRP-4005

TRI-POWER BRACKET & SPRING KITS

Designed for Rochester Tri-Power. Kit includes Stainless Steel Throttle Cable Bracket and Stainless Steel Springs. Stainless bracket mounts under rear carburetor on Rochester 3x2 set-up. Cables operate from center carburetor. Stainless Bracket and Dual Stainless Springs are used to mount Lokar's Throttle Cable and Kickdown assemblies.



THROTTLE & KICKDOWN MOUNTING BRACKET FOR STROMBERG® STYLE CARBURETORS

FITS

- Stromberg 97®
- Speedway "9 Super 7"®
- Ford/Holley 94
- Edelbrock 94 carburetors (With 3 Bolt Base)



DESCRIPTION	STAINLESS STEEL	BLACK STAINLESS
3 Bolt Stromberg® Style Carburetors Tri-Power Throttle Cable Bracket & Springs	TRP-4006	XTRP-4006
3 Bolt Stromberg® Style Carburetors Tri-Power Throttle Cable Bracket Only	TRP-4007	XTRP-4007



THROTTLE CABLE MOUNTING BRACKET & SPRING RETURN KIT FOR 4150 SERIES CARBURETORS

Intended for street applications, this 4 hole plenum style kit includes throttle cable and transmission kickdown cable provisions. Works with Lokar Throttle and Kickdown Cables. Includes stainless steel return springs with dual wound ends for safety and also has adjustable spring tension. Fits most drop base air cleaners. Works with single or dual plane intake manifolds.

FINISH	PART NUMBER
Brushed	TCB-4150
Black	XTCB-4150



For race applications please see Page 100.

THROTTLE & KICKDOWN CABLE MOUNTING BRACKET FOR STREET DEMON™ CARBURETORS

The Lokar Billet Aluminum Throttle and Kickdown Cable Mounting Bracket for Street Demon™ Carburetors is CNC machined from billet aluminum. It provides easy installation of Lokar's Throttle and Kickdown Cables. The product features dual stainless steel return springs and comes recommended by Holley.



DESCRIPTION	BRITE	BLACK
Throttle Cable & Kickdown	TCB-40SD	XTCB-40SD
Throttle Cable Only (for use with TPS)	TCB-40SD1	XTCB-40SD1
Throttle Cable & Kickdown For Cruise	TCB-40SD2	XTCB-40SD2
Throttle Cable Only for Cruise (for use with TPS)	TCB-40SD3	XTCB-40SD3

BILLET ALUMINUM THROTTLE & KICKDOWN BRACKET KIT FOR BARRY GRANT SIX SHOOTER

FEATURES

- Dual Stainless Steel Return Springs
- Utilizes existing BG Six Shooter Progressive Linkage

APPLICATION	BRITE	BLACK
Small Block Chevy	TCB-40BG	XTCB-40BG
440 Mopar	TCB-BG440	XTCB-BG440



Throttle/Kickdown Bracket Kit for Barry Grant Six Shooter (Small Block Chevy Shown)

BILLET ALUMINUM THROTTLE & KICKDOWN CABLE MOUNTING BRACKET FOR EDELBROCK 4-BARREL CARBURETORS

FEATURES

- Recommended by Edelbrock
- Fits single or dual quad carbs
- Attaches to both rear carb bolts to eliminate movement

DESCRIPTION	BRITE	BLACK
Bracket & Return Springs	TCB-40DQ	XTCB-40DQ
Bracket, Return Springs, & Progressive Linkage (6-3/8" to 6-3/4" center to center distance)	TCB-40DQ1	XTCB-40DQ1



Throttle Cable Mounting Bracket for Edelbrock 4-Barrel Carburetors



Measure center to center distance between air cleaner posts to determine correct length.

BILLET ALUMINUM PROGRESSIVE LINKAGE SYSTEM

FEATURES

- Progressive linkage for in-line dual carburetors
- Allows the use of only one carb during normal driving conditions

APPLICATION	BRITE	BLACK
Edelbrock 6-3/8" - 6-3/4"	TCB-PLR1	XTCB-PLR1
Edelbrock 8-5/8" - 9"	TCB-PLR2	XTCB-PLR2
Holley 8-1/4" - 8-5/8"	TCB-PLR3	XTCB-PLR3



Billet Aluminum Progressive Linkage System



Measure center to center distance between air cleaner posts to determine correct length.



Throttle/Kickdown Bracket & Spacer Kit for Edelbrock Pro-Flo® Fuel Injection.

BILLET ALUMINUM THROTTLE & KICKDOWN BRACKET & SPACER KIT FOR EDELBROCK PRO-FLO® FUEL INJECTION

FEATURES

- Recommended by Edelbrock
- All installation hardware included
- Dual stainless steel return springs

DESCRIPTION	BRITE	BLACK
Pro-Flo Spacer Only	TCB-40ED	XTCB-40ED
Throttle and Kickdown Bracket w/ Spring Return Kit	TCB-40EDK	XTCB-40EDK
Throttle, Kickdown, and Cruise Control Bracket w/ Spring Return Kit	TCB-40EDC	XTCB-40EDC

A close-up photograph of three throttle assemblies and pedal pads. The assemblies are made of polished metal and feature a ribbed, oval-shaped pedal pad. They are mounted on a dark, textured surface, likely the interior of a vehicle. A white text box with a black border is overlaid on the image, containing the text "THROTTLE ASSEMBLIES & PEDAL PADS".

THROTTLE ASSEMBLIES & PEDAL PADS

THROTTLE ASSEMBLIES & PEDAL PADS

ELIMINATOR FLOOR MOUNT THROTTLE PEDALS

Lokar's Eliminator Floor Mount Throttle Pedal is designed with the signature Lokar quality you have come to expect. Pedal eliminates routing cables through the firewall and comes equipped with a billet aluminum splined adjustable shaft and stainless steel "under-the-floor" cable mounting bracket. Mounts in multiple positions for different floor and toe board angles. Designed with built-in adjustable pedal travel stops.



Under-the-floor cable mounting bracket included with pedal.

DESCRIPTION	BALL MILLED	BRUSHED W/ RUBBER	BLACK W/ RUBBER
Throttle Assembly	FMG-6097	FMG-6098	XFMG-6098
1/2" Billet Aluminum Floor Mount Throttle Pedal Spacer	GPS-6016		XGPS-6016



FMG-6098 Eliminator Floor Mount Throttle Pedal with Rubber Inserts



FMG-6097

XFMG-6098



GPS-6016

Use when toe board angle is more than 45° and/or with thick padding/carpet.

Requires 36" "U-Cut-to-Fit" Lokar Throttle Cable for most applications. Order 48" cable for LS1, Ram Jet 350, and Vortec applications.

BILLET ALUMINUM ADJUSTABLE FOOT RESTS

FEATURES

- Matches Lokar pedals
- Adjustable angles for foot comfort
- Universal mounting locations

DIMENSIONS

Oval: 1-3/4" x 3-3/4"

Rectangular: 1-1/2" x 4"

DESCRIPTION	BRUSHED FINISH	BLACK FINISH
Ball Milled	BFR-6115	-
Oval Rubber Insert	BFR-6114	XBFR-6114
Rectangular Rubber Insert	BFR-6116	XBFR-6116




BFR-6114




BFR-6115



BFR-6116



XBFR-6114



XBFR-6116

BILLET ALUMINUM THROTTLE ASSEMBLIES & PEDAL PADS

Aluminum throttle assembly has spring-loaded pad like OEM design. Removable lower arm is splined for versatility in mounting to the right or left of the mounting bracket. Exclusive upper arm is a one-piece design. Matching brake pad is designed with a 1/2"-20 thread and includes a 1/2"-20 stud in kit. Can be mounted centered or off center. Dimmer fits both Chevy and Ford. XL Series aluminum pedals are designed just like our standard billet aluminum pedals, but have an extra large pad for those seeking more comfort.



DIMENSIONAL COMPARISON				
	"XL"	Standard	"XL"	Standard
	Throttle Pedal		Brake Pad	
XL Series Dimensions	2" x 5"		3-3/4" x 2-3/4"	
Standard Dimensions	1-1/2" x 4"		3" x 2"	





DESCRIPTION	STANDARD			XL		
	BALL MILLED	BRUSHED W/ RUBBER	BLACK W/ RUBBER	BALL MILLED	BRUSHED W/ RUBBER	BLACK W/ RUBBER
Throttle Assembly	BAG-6001	BAG-6004	XBAG-6004	BFG-6010	BFG-6012	XBFG-6012
Brake Pad	BAG-6002	BAG-6005	XBAG-6005	BFG-6011	BFG-6013	XBFG-6013
Dimmer Switch Cover	BAG-6003	BAG-6006	XBAG-6006	-	-	-
3/4" Billet Aluminum Throttle Pedal Spacer	GPS-6014		XGPS-6014	-	-	-

OVAL BILLET ALUMINUM THROTTLE ASSEMBLIES & PEDAL PADS

Oval billet aluminum throttle pedals and brake pads come in three convenient sizes – Mini, Standard, and XL. The throttle pedal is spring-loaded with a removable lower arm that is splined for versatility and can be mounted to the right or left of the mounting bracket. The shaft and arm are one piece – requiring no pins. Rubber inserts provide foot traction for safety. Brake pads are designed with a 1/2"-20 thread and include a threaded stud in the kit. Can be mounted centered or off center.

OVAL THROTTLE PEDAL AND BRAKE PAD DIMENSIONAL COMPARISON		
	Throttle Pedal	Brake Pad
Mini Oval	1-3/8" x 2-3/8"	3-7/16" x 1-5/8"
Standard Oval	1-3/4" x 3-3/4"	3-3/4" x 1-3/4"
XL Oval	2-3/8" x 5"	5" x 2-3/8"



 Brake Pad and Dimmer Cover can be mounted vertically or horizontally.

DESCRIPTION	MINI		STANDARD		XL	
	BRUSHED	BLACK	BRUSHED	BLACK	BRUSHED	BLACK
Throttle Assembly	BAG-6103	XBAG-6103	BAG-6104	XBAG-6104	BAG-6105	XBAG-6105
Brake Pads	BAG-6106	XBAG-6106	BAG-6107	XBAG-6107	BAG-6108	XBAG-6108
Dimmer Switch Cover	-	-	BAG-6109	XBAG-6109	-	-

**COMPETITOR™
SERIES**



Vertical Offset Mounting



Centered Mounting

XBAG-6148

BAG-6148

XBAG-6149

COMPETITOR SERIES THROTTLE ASSEMBLIES

Lokar's Competitor Series Throttle Assemblies are designed with a unique internal spanner nut ensuring perfect pedal tension. This pedal is in a class of its own. By adding this built in tensioning feature, we have eliminated the possibility of excess 'slop' in the throttle pedal.

Another milestone of the Competitor Series Throttle Pedal is its incredibly sturdy mounting base. The design of this pedal has enabled us to provide over an 1-1/4" wide mounting base yet maintain a narrow and sleek appearance. If that weren't enough, the mounting base is available in either a centered or an offset version which will raise or lower the center of the throttle assembly an entire inch. This feature is incredibly accommodating when installing the pedal in a vehicle which already has the throttle cable installed.

We have also built the Competitor Series Throttle Assemblies with our exclusive large diameter 3/4"-48 tooth fine-spline steel insert to provide ultimate strength and durability. This also allows for infinitely adjustable arms which can also be swapped for right and left adjustment of the throttle pad.

All of these features coupled with a spring-loaded throttle pad, Delrin® bushings, and superior design have made the Competitor Series Throttle Pedal the finest and most versatile throttle pedal available.

MOUNT	BRUSHED	BLACK
Centered	BAG-6148	XBAG-6148
Vertical Offset	BAG-6149	XBAG-6149



BAG-6154

BAG-6151

XBAG-6151

LAKESTER THROTTLE ASSEMBLIES & PEDAL PADS

Lakester™ hot rod pedal styling is a continuation of the many nostalgic products we offer at Lokar. The pedals have the same quality you have come to expect from its sister steel spoon throttle pedal and round brake/clutch pad. The removable lower arm is splined for versatility in mounting to the right or left of the mounting bracket. Lakester pedals feature curved pads and arms and are available in chrome, black, and raw giving your vehicle an all new look. The throttle pedal is designed using Delrin® bushings for smooth operation when throttling up or down during daily use.



Lakester Throttle Assemblies match Lakester Door Handles & Window Cranks, See Page 41.

DESCRIPTION	CHROME	BLACK	RAW
Throttle Assembly	BAG-6151	XBAG-6151	BAG-6154
Brake/Clutch (each)	BAG-6152	XBAG-6152	BAG-6155
Automatic Brake	BAG-6153	XBAG-6153	BAG-6156
Dimmer Switch Cover	BAG-6170	XBAG-6170	BAG-6171

STEEL THROTTLE ASSEMBLIES & PEDAL PADS

- Spring loaded gas pedal
- Splined arms for fine adjustment
- Can be mounted to the left or right of the mounting bracket
- Available with standard and XL size pads
- Chrome or black finish



XL SIZE

DESCRIPTION	STANDARD		XL	
	CHROME	BLACK	CHROME	BLACK
Throttle Assembly	SG-6007	XSG-6007	SG-6016	XSG-6016
Brake Pad	SG-6008	XSG-6008	SG-6017	XSG-6017
Dimmer Switch Cover	SG-6009	XSG-6009	-	-
1/2" Billet Aluminum Throttle Pedal Spacer	GPS-6015	XGPS-6015	-	-



STANDARD

STEEL SPOON THROTTLE ASSEMBLIES & PEDAL PADS

- Nostalgic hot rod styling
- Splined arms for fine adjustment
- Can be mounted to the left or right of the mounting bracket
- Matching Brake/Clutch and dimmer switch covers with rubber inserts
- Available in black or chrome finishes

DESCRIPTION	CHROME	BLACK
Throttle Assembly	SPO-6070	XSPO-6070
Brake Pad	SPO-6071	XSPO-6071
Dimmer Switch Cover	SPO-6072	XSPO-6072
1/2" Billet Aluminum Throttle Pedal Spacer	GPS-6015	XGPS-6015



EDGE™ EDITION



The Goolsby Edge Edition Billet Aluminum Throttle Assembly and Pedal Pads bring a new rugged muscle car feel to your ride. Throttle assembly utilizes the Lokar Competitor Series base. Made from high quality billet aluminum. Pedal Pads have removable inserts for customization. The 1/2"-20 mounting stud is compatible with most aftermarket brake and clutch arms.



BAG-6196

DESCRIPTION	MACHINED	BLACK
Brake & Clutch Pads (Pair)	BAG-6194	XBAG-6194
Throttle Pedal Pad	BAG-6195	XBAG-6195
Throttle Pedal Assembly	BAG-6196	XBAG-6196
Automatic Brake Pad	BAG-6197	XBAG-6197



XBAG-6196



BAG-6197



BAG-6194



BAG-6195

GOOLSBY EDITION BY LOKAR THROTTLE ASSEMBLY & PEDAL PADS

The Goolsby Edition by Lokar Throttle Assembly features steel construction and is available in chrome, black, and raw finish. The removable lower arm is splined for maximum versatility. The Brake and Clutch Pedal Pads feature billet aluminum construction. The 1/2"-20 mounting stud is compatible with most aftermarket brake and clutch arms.

THROTTLE ASSEMBLY & PEDAL PADS	PART NUMBER
Chrome Throttle Assembly w/ Polished Pad	BAG-6188
Raw Throttle Assembly w/ Polished Pad	BAG-6189
Black Throttle Assembly w/ Black Pad	XBAG-6188
Polished Brake/Clutch Pad	BAG-6190
Black Brake/Clutch Pad	XBAG-6190
"Lucille" Series Chrome Throttle Assembly w/ Ribs	BAG-6207
"Lucille" Series Chrome Throttle Assembly	BAG-6208
"Lucille" Series Chrome Brake/Clutch Pedal Pad w/ Ribs	BAG-6209
"Lucille" Series Chrome Brake/Clutch Pedal Pad	BAG-6210



BAG-6188



BAG-6208



BAG-6190



BAG-6209



BAG-6210

SHIFTERS
INTERIOR
BRAKES
EXTERIOR
THROTTLE
PEDALS
DIPSTICKS
ACCESSORIES
RACING
APPAREL

DIRECT FIT THROTTLE / PEDAL ASSEMBLIES & PEDAL PADS

GOOLSBY EDITION BY LOKAR BRAKE & CLUTCH ARMS FOR KUGEL COMPONENTS



The Goolsby Edition by Lokar Brake and Clutch Arms feature steel construction and are available in your choice of chrome, black, or raw finishes. The Goolsby Edition Pedal Pads are included. The design complements other products in the Goolsby Edition series.



DESCRIPTION	CHROME	BLACK	RAW
90° Direct Fit	BCA-9515	XBCA-9515	BCA-9516
180° Direct Fit	BCA-9517	XBCA-9517	BCA-9518



See Page 76 For Tri-Five brake and clutch arms.
 See page 85 for Chevy / GMC C-10 brake and clutch arms.

BRAKE & CLUTCH PEDAL ARMS FOR KUGEL COMPONENTS

FEATURES

- Billet aluminum construction
- Bronze pivot bushing for increased durability



BCA-9502



BCA-9501



XBCA-9502

PEDAL PAD	90°		180°	
	BRUSHED	BLACK	BRUSHED	BLACK
Standard Brake & Clutch	BCA-9503	XBCA-9503	BCA-9507	XBCA-9507
Standard Oval Brake & Clutch	BCA-9502	XBCA-9502	BCA-9506	XBCA-9506
Auto Brake XL	BCA-9501	XBCA-9501	BCA-9505	XBCA-9505
Auto Brake XL Oval	BCA-9500	XBCA-9500	BCA-9504	XBCA-9504

RESTOMOD SERIES

THROTTLE ASSEMBLIES & PEDAL PADS

FEATURES

- Classic OEM styling cues
- Machined from billet aluminum
- Throttle assembly mounts in original firewall location
- Spring-loaded throttle pedal
- Curved pads bolt to factory pedal arms
- Textured rubber inserts



THROTTLE ASSEMBLIES

APPLICATION	BRUSHED	BLACK
'62-'67 Chevy II (Trapezoidal)	BAG-008RM	XBAG-008RM
'64-'67 Chevelle (GM A-Body)		
'67-'69 Camaro (GM F-Body)	BAG-005RM	XBAG-005RM
'68-'74 Nova (GM X-Body)		
'70-'81 Camaro (GM F-Body)	BAG-007RM	XBAG-007RM
'68-'72 Chevelle (GM A-Body)	BAG-006RM	XBAG-006RM
'67-'70 GM C-10 Truck	BAG-009RM	XBAG-009RM
'71-'72 GM C-10 Truck	BAG-010RM	XBAG-010RM

THROTTLE PEDAL PADS ONLY

APPLICATION	BRUSHED	BLACK
'67-'81 Camaro (GM F-Body)		
'68-'74 Nova (GM X-Body)	BAG-012RM	XBAG-012RM
'68-'72 Chevelle (GM A-Body)		
'71-'72 GM C-10 Truck	BAG-011RM	XBAG-011RM

AUTOMATIC BRAKE PADS

APPLICATION	BRUSHED	BLACK
'67-'81 Camaro (GM F-Body)		
'68-'74 Nova (GM X-Body)	BAG-019RM	XBAG-019RM
'64-'72 Chevelle (GM A-Body)	BAG-020RM	XBAG-020RM
'67-'72 GM C-10 Truck With Short Auto Brake Pad	BAG-023RM	XBAG-023RM
'67-'72 GM C-10 Truck With Long Auto Brake Pad	BAG-021RM	XBAG-021RM

BRAKE & CLUTCH PADS

APPLICATION	BRUSHED	BLACK
'67-'81 Camaro (GM F-Body)		
'62-'67 Chevy II Nova (Trapezoidal)		
'68-'74 Nova (GM X-Body)	BAG-022RM	XBAG-022RM
'64-'72 Chevelle (GM A-Body)		
'60-'72 GM C-10 Truck	BAG-023RM	XBAG-023RM

RESTOMOD SERIES

EARLY GM THROTTLE ASSEMBLIES & PEDAL PADS

FEATURES

- Classic OEM styling cues
- Machined from billet aluminum
- Throttle assembly mounts in original firewall location
- Spring-loaded throttle pedal
- Curved pads bolt to factory pedal arms
- Textured rubber inserts



THROTTLE ASSEMBLIES

APPLICATION	BRUSHED	BLACK
Tri-5 Small Block	BAG-003RM	XBAG-003RM
Tri-5 Big Block Or Tri-5 Small Block With Tall Valve Covers	BAG-004RM	XBAG-004RM
'58-'65 Full Size GM (GM B-Body)	BAG-001RM	XBAG-001RM
'62-'67 Chevy II (Oval)	BAG-002RM	XBAG-002RM

AUTOMATIC BRAKE PADS

APPLICATION	BRUSHED	BLACK
Tri-5 XL Auto Pedal With Non-Power Brake	BAG-015RM	XBAG-015RM
'58-'65 Full Size GM (GM B-Body)		
'62-'67 Chevy II (Oval)	BAG-014RM	XBAG-014RM
TRI-5 Power Brake		

BRAKE & CLUTCH PADS

APPLICATION	BRUSHED	BLACK
Tri-5	BAG-017RM	XBAG-017RM
'58-'65 Full Size GM (GM B-Body)		
'62-'67 Chevy II Nova (Oval)	BAG-016RM	XBAG-016RM
'58-'62 Corvette		



E-BRAKE PADS

APPLICATION	BRUSHED	BLACK
'58-'65 Full Size GM (GM B-Body)	BAG-018RM	XBAG-018RM
'67-'81 Camaro (GM F-Body)		
'68-'74 Nova (GM X-Body)	BAG-024RM	XBAG-024RM
'64-'72 Chevelle (GM A-Body)		
'60-'72 GM C-10 Truck	BAG-025RM	XBAG-025RM

DIMMER SWITCH COVER

APPLICATION	BRUSHED	BLACK
All Vehicles With 0.875" Diameter Floor Dimmer Switch	BAG-013RM	XBAG-013RM



1955 - 1957 CHEVY THROTTLE ASSEMBLIES

The Lokar 1955-1957 Chevy Billet Aluminum Throttle Assembly is designed to convert original rod linkage to Lokar's modern throttle cable system. It is designed to mount in original firewall location with offset bezel washers to align cable through firewall. The arms are splined for fine adjustment and can be switched for right and left adjustment of the throttle pad. The throttle pad is spring-loaded like the OEM design and measures 2" x 5".

APPLICATION	BALL MILLED	BRUSHED W/ RUBBER INSERT	BLACK
Small Block Chevy	BAG-6073	BAG-6074	XBAG-6074
Big Block or Small Block w/ Tall Valve Covers (1" Longer Upper Arm)	BAG-6112	BAG-6113	XBAG-6113



XBAG-6074



Engine Compartment Side of 1955-1957 Throttle Pedal Shaft



1955-1957 Throttle Pedal Shaft



BAG-6074 Throttle Pedal Shown and BAG-6076 Brake/Clutch Pad shown

BAG-6073

1955 - 1957 CHEVY BRAKE & CLUTCH ARMS WITH PADS

Direct Fit Brake & Clutch Pedal Arms are designed to mount into factory location. Brake Arm is equipped with bronze pivot bushing providing increased durability. Available in brushed or black finish.

DESCRIPTION	BRUSHED	BLACK
Arm w/ Automatic Non-Power Brake Pad	BCA-9511	XBCA-9511
Arm w/ XL Automatic Power Brake Pad	BCA-9512	XBCA-9512
Arms w/ Brake & Clutch Pads	BCA-9513	XBCA-9513



BCA-9513

1955 - 1957 CHEVY CURVED BRAKE PADS, CLUTCH PADS, & POWER BRAKE PADS

For a compact and clean look, Lokar has put a modern bend on classic brake pedal pads. Our Curved Brake/Clutch Pedal Pads add style and function to your classic car. Designed with hidden screws, these pads are curved and pocketed to match and bolt directly to the factory steel brake pedal. Each brake pedal pad has been fashioned after its corresponding factory rubber pad and is available in brushed or black finish.



1955 - 1957 CHEVY TRADITIONAL FLAT BRAKE PADS, CLUTCH PADS, & POWER BRAKE PADS

Brake and Clutch Pads are designed to match the Throttle Pedal Assemblies. With Lokar's exclusive mounting design, no drilling is needed to mount pads, allowing for easy installation.



DESCRIPTION	FLAT			CURVED	
	BALL MILLED	BRUSHED W/ RUBBER	BLACK W/ RUBBER	BRUSHED W/ RUBBER	BLACK W/ RUBBER
Brake & Clutch Pads	BAG-6075	BAG-6076	XBAG-6076	BAG-6139 (Pair)	XBAG-6139 (Pair)
Automatic Power Brake Pad	BAG-6077	BAG-6078	XBAG-6078	BAG-6137	XBAG-6137
XL Automatic Non-Power Brake Pad	BAG-6079	BAG-6080	XBAG-6080	BAG-6138	XBAG-6138

DIMENSIONS

Brake & Clutch Pads

(Outside measurement of 3-7/8" x 2-5/8" fits 3-1/4" x 1-5/8" original steel brake pedal)

Power Brake Pads

(Outside measurement of 6" x 2-3/4" fits 4-3/4" x 2-3/8" original steel brake pedal)

XL Non-Power Brake Pads

(Outside measurement of 6" x 2-3/4" and fits 3-1/4" x 1-5/8" original steel brake pedal)



Recommended Throttle Assemblies:
BAG-6074 (Brushed) or XBAG-6074 (Black)
BAG-6113 (Brushed) or XBAG-6113 (Black)
See page 76 for throttle assemblies.

1967 - 1981 CAMARO/FIREBIRD THROTTLE ASSEMBLIES & PEDAL PADS

Direct replacement Throttle Pedal Assemblies with ball milled or rubber insert pads eliminate the factory rod linkage. Designed to mount in the original firewall location and utilize a modern Lokar Throttle Cable System. The arms are splined for fine adjustment and can be switched for right and left adjustment of the throttle pad, which is spring-loaded and measures 2" x 5". Available in brushed or black finish.



BAG-6096

APPLICATION	DESCRIPTION	BALL MILLED	BRUSHED W/ RUBBER INSERT	BLACK
1967-1969 Camaro / Firebird	Throttle Assembly	BAG-6095	BAG-6096	XBAG-6096
1970-1981 Camaro / Firebird	Throttle Assembly	-	BAG-6206	XBAG-6206
Throttle Pedal Pad Only	-	BAG-6091	BAG-6092	XBAG-6092



Engine Compartment
Side of '67-'69
Camaro/Firebird Throttle Pedal
Shaft



'67-'69
Camaro/Firebird
Pedal Shaft



BAG-6206



BAG-6095



XBAG-6096




Throttle pad can be purchased separately which replaces the factory pad and mounts onto the factory arm & spring.

1967 - 1981 CAMARO/FIREBIRD BRAKE & CLUTCH PEDAL PADS

Available in both Traditional Flat or Curved styles. For a compact and clean look, Lokar has put a modern touch on the classic brake & clutch pedal pads. Pads are designed to bolt directly to the factory steel brake pedal. Each brake & clutch pedal pad has been fashioned after its corresponding factory rubber pad. Traditional Flat Pads require no drilling for installation. Traditional Pads are available with ball milled or rubber inserts and a brushed or black finish. Curved Pads are available with rubber inserts in a brushed or black finish.



BAG-6134



XBAG-6134



BAG-6133
(Pair)



XBAG-6133
(Pair)



BAG-6099



BAG-6101



BAG-6102

APPLICATION	CURVED		FLAT		
	BRUSHED W/ RUBBER	BLACK W/ RUBBER	BALL MILLED	BRUSHED W/ RUBBER	BLACK W/ RUBBER
Brake & Clutch Pads	BAG-6133 (Pair)	XBAG-6133 (Pair)	BAG-6101	BAG-6102	XBAG-6102
Automatic Brake Pad	BAG-6134	XBAG-6134	BAG-6093	BAG-6094	XBAG-6094
'67-'68 E-Brake Pad	BAG-6161	XBAG-6161	BAG-6100	BAG-6099	XBAG-6099
'69-'81 E-Brake Pad	BAG-6159	XBAG-6159	-	-	-


1962 - 1972 CHEVY II / NOVA THROTTLE PEDAL ASSEMBLIES & PEDAL PADS

FEATURES

- Eliminates factory linkage
- Mounts in original firewall location
- Splined for fine adjustment
- Spring-loaded throttle pedal
- Delrin® bushings for smooth pedal movement
- Curved pad bolts to factory pedal arm



Lokar's 1968-1972 Nova Throttle Pedal is designed to replace rod style throttle linkage only.



XBAG-6130 (Pair)



BAG-6143



XBAG-6131



BAG-6127

BAG-6142

APPLICATION	BRUSHED W/ RUBBER	BLACK W/ RUBBER	BALL MILLED
'62-'67 Throttle Assembly	BAG-6127	XBAG-6127	BAG-6126
'68-'72 Throttle Assembly	BAG-6142	XBAG-6142	-
'62-'67 Automatic Brake Pad	BAG-6131	XBAG-6131	-
'68-'72 Automatic Brake Pad	BAG-6143	XBAG-6143	-
'62-'72 Brake/Clutch Pads (Pair)	BAG-6130	XBAG-6130	-
'68 E-Brake Pad	BAG-6162	XBAG-6162	-
'69-'74 E-Brake Pad	BAG-6160	XBAG-6160	-

1964 - 1972 CHEVELLE (GM A-BODY) THROTTLE PEDAL ASSEMBLIES & PEDAL PADS

FEATURES

- Eliminates factory linkage
- Mounts in original firewall location
- Splined for fine adjustment
- Spring-loaded throttle pedal
- Delrin® bushings for smooth pedal movement
- Curved pad bolts to factory pedal arm



XBAG-6135

XBAG-6132 (Pair)

XBAG-6129

BAG-6205



BAG-6135



BAG-6132 (Pair)



BAG-6129

APPLICATION	BRUSHED W/ RUBBER	BLACK W/ RUBBER	BALL MILLED
'64-'67 Throttle Assembly	BAG-6129	XBAG-6129	BAG-6128
'64-'72 Automatic Brake Pad	BAG-6135	XBAG-6135	-
'64-'72 Brake/Clutch Pads (Pair)	BAG-6132	XBAG-6132	-
'64-'75 E-Brake Pad	BAG-6163	XBAG-6163	-
'68-'72 Throttle Assembly	BAG-6205	XBAG-6205	-

1961- 1964 CHEVY IMPALA THROTTLE PEDAL ASSEMBLIES

FEATURES

- Eliminates factory linkage
- Mounts in original firewall location
- Splined for fine adjustment
- Spring-loaded throttle pedal
- Delrin® bushings for smooth pedal movement



BAG-6211

XBAG-6211

APPLICATION	BRUSHED W/ RUBBER	BLACK W/ RUBBER
'61-'64 Chevy Impala Throttle Assembly	BAG-6211	XBAG-6211

1958 - 1965 FULL SIZE CHEVY CURVED BRAKE & CLUTCH PADS

For a compact and clean look, Lokar has put a modern bend on classic brake pedal pads. Our Curved Brake/Clutch Pedal Pads add style and function to your classic car. They are designed with hidden screws and they bolt directly to the factory steel brake/clutch pedal. Each brake/clutch pedal pad has been fashioned after its corresponding factory rubber pad and is available in a brushed or black finish. 1958-1965 Pedal Pads are available for Automatic Brake and Brake/Clutch.

DESCRIPTION	BRUSHED	BLACK
Brake/Clutch Pads (Pair)	BAG-6140	XBAG-6140
Automatic Brake Pad	BAG-6141	XBAG-6141



BAG-6141



XBAG-6140 (Pair)



{ FMG-6098 or XFMG-6098 (Recommended Throttle) See Page 67

1967 - 1969 DART/CUDA COMPETITOR SERIES THROTTLE ASSEMBLIES & PEDAL PADS

FEATURES

- Eliminates factory linkage
- Mounts in original firewall location
- Splined for fine adjustment
- Spring-loaded throttle pedal
- Delrin® bushings for smooth pedal movement



BAG-6145




BAG-6147




BAG-6146 (Pair)



XBAG-6145



XBAG-6147



XBAG-6146 (Pair)

APPLICATION	'67-'69 DART / CUDA		'67-'76 DART / DEMON / DUSTER / VALIANT / SCAMP	
	BRUSHED	BLACK	BRUSHED	BLACK
Throttle Assembly	BAG-6145	XBAG-6145	BAG-6178	XBAG-6178
Brake/Clutch Pads (Pair)	BAG-6146	XBAG-6146	BAG-6179	XBAG-6179
Automatic Brake Pad	BAG-6147	XBAG-6147	BAG-6180	XBAG-6180

1958 - 1962 CORVETTE BRAKE & CLUTCH PADS

Machined to fit over the stock Corvette steel brake/clutch pads. Brushed or black finish.



DESCRIPTION	BRUSHED	BLACK
Flat Pad	BAG-6110	XBAG-6110
Curved Pads (Pair)	BAG-6136	XBAG-6136



{ FMG-6098 or XFMG-6098
(Recommended Throttle) See Page 67



1964 - 1970 MUSTANG THROTTLE PEDAL ASSEMBLIES & PEDAL PADS

Replace your worn out Mustang hard throttle linkage and pedal pads with Lokar's Mustang Throttle Assembly and Pedal Pads. Designed as a direct replacement for the stock assembly when paired with Lokar Throttle Cable and Brackets. Throw away your old stock hard linkages and get a high quality look that functions smoothly. Direct replacement for stock assemblies.



BAG-6117 Mounting Bracket



Engine Compartment Side of Bracket
BAG-6115



BAG-6123

BAG-6121 (Pair)

BAG-6115

APPLICATION	BRUSHED	BLACK
'64-'68 Throttle Assembly	BAG-6115	XBAG-6115
'69-'70 Throttle Assembly	BAG-6117	XBAG-6117
'64-'68 Automatic Brake Pad	BAG-6123	XBAG-6123
'69-'70 Automatic Brake Pad	BAG-6125	XBAG-6125
'64-'70 Brake/Clutch Pads (Pair)	BAG-6121	XBAG-6121

EARLY FORD BRONCO THROTTLE PEDAL, BRAKE & CLUTCH PADS

FEATURES

- Replaces factory pads
- Hidden hardware



APPLICATION	BRUSHED	BLACK
'66-'77 Throttle Pedal Pad	BAG-6182	XBAG-6182
'76-'77 Automatic Power Brake Pad	BAG-6184	XBAG-6184
'73-'77 Automatic Non-Power Brake Pad	BAG-6183	XBAG-6183
'66-'77 Automatic Non-Power Brake Pad XL	BAG-6186	XBAG-6186
'76-'77 Brake/Clutch Pads (Pair)	BAG-6185	XBAG-6185
'66-'77 E-Brake Pad	BAG-6181	XBAG-6181

BILLET ALUMINUM DIRECT FIT JEEP THROTTLE PEDAL ASSEMBLIES & PEDAL PADS

FEATURES


- Replaces factory pads
- Hidden hardware



DESCRIPTION	APPLICATION	BRUSHED	BLACK
Throttle Pedal Pad	1976-2006, CJ7, CJ8 Scrambler, Wrangler, YJ, TJ Unlimited, Cherokee XJ	BAG-6173	XBAG-6173
Clutch / Brake Pads (Pair)	1946-2010 Wrangler, JK, JK Unlimited, CJ, CJ8 Scrambler, YJ, TJ, Cherokee XJ	BAG-6174	XBAG-6174
Automatic Brake Pad	1984-1996 Cherokee XJ	BAG-6175	XBAG-6175
	1997-2001 Cherokee XJ	BAG-6176	XBAG-6176

CHEVY/GMC C-10 TRUCK THROTTLE PEDAL ASSEMBLIES & CURVED PADS

Our Chevy/GMC C-10 Truck Throttle Pedal Assemblies feature adjustable upper & lower arms. For a compact and clean look, Lokar has put a modern touch on classic pedal pads. Pads are a direct replacement for factory pads and are available with rubber inserts and a brushed or black finish.



1967-1970 Firewall Plate for BAG-6164 Shown

APPLICATION	BRUSHED	BLACK
'67-'70 Throttle Assembly	BAG-6164	XBAG-6164
'71-'72 Throttle Assembly	BAG-6165	XBAG-6165
'71-'72 Throttle Pedal Pad Only	BAG-6177	XBAG-6177



APPLICATION	BRUSHED	BLACK
'60-'66 Brake/Clutch Pads (Pair)	BAG-6192	XBAG-6192
'67-'72 Brake/Clutch Pads (Pair)	BAG-6168	XBAG-6168
'60-'66 Automatic Brake Pad	BAG-6191	XBAG-6191
'67-'72 Automatic Brake Pad	BAG-6166	XBAG-6166
'67-'72 Automatic Brake Pad (Long)	BAG-6167	XBAG-6167
'60-'66 E-Brake Pad	BAG-6193	XBAG-6193
'67-'72 E-Brake Pad	BAG-6169	XBAG-6169

67-72 CHEVY/GMC C-10 DIRECT FIT BRAKE & CLUTCH ARMS WITH PADS

Direct Fit Brake & Clutch Pedal Arms are designed to mount into factory location. Brake Arm is equipped with bronze pivot bushing providing increased durability. Available in brushed or black finish.



APPLICATION	BRUSHED	BLACK
Automatic Brake Arm w/ Pad	BCA-9508	XBCA-9508
Automatic Brake Arm w/ Pad (Long)	BCA-9509	XBCA-9509
Brake & Clutch Arms w/ Pads	BCA-9510	XBCA-9510



LATE CHEVY TRUCK BILLET ALUMINUM THROTTLE & BRAKE/CLUTCH PADS

Mounts onto factory arm and spring for easy installation. No drilling required.



APPLICATION	BALL MILLED	BRUSHED W/ RUBBER	BLACK W/ RUBBER
'73-'98 Throttle Pedal Pad	BAG-6081	BAG-6085	XBAG-6085
'73-'75 Automatic Brake Pad (Flat)	BAG-6082	BAG-6086	XBAG-6086
'76-'03 Automatic Brake Pad (Flat)	BAG-6083	BAG-6087	XBAG-6087
'76-'03 Automatic Brake Pad (Curved)	-	BAG-6144	XBAG-6144
'88-'98 Brake/Clutch Pad	BAG-6089	BAG-6090	XBAG-6090
'73-'02 E-Brake Pad	BAG-6084	BAG-6088	XBAG-6088

BILLET DRIVE-BY-WIRE ELECTRONIC THROTTLE CONTROL PEDAL ASSEMBLY

Lokar's Billet Drive-By-Wire Electronic Throttle Control Pedal assembly is pre-programmed at the factory for specific OEM and aftermarket EFI applications, including Crate Engines. Included with the Lokar Electronic Throttle Control is an application-specific pedal wiring harness that works in conjunction with the OEM or aftermarket EFI wiring harness. Pedal calibration optimizes throttle response to eliminate pedal lag. The Billet Drive-By-Wire Pedal also has built in hysteresis to provide improved operator control and pedal stability over rough terrain.

The billet design is available in Brite or black anodized finish to match your application. The Electronic Throttle Control/Harness requires one of Lokar's Drive-By-Wire Pedal sets, which are offered in a variety of styles. Each item is sold separately for versatility.

BILLET DRIVE-BY-WIRE THROTTLE CONTROL MODULES

Throttle control modules include module and wiring harness.

APPLICATION	OEM PEDAL NUMBERS (OR EQUIVALENT)	BRITE ANODIZED	BLACK ANODIZED
Late '07-'12 Silverado (except Classic), Suburban, Tahoe, Avalanche, Sierra, Yukon, Escalade & Hummer	# 25832864 # 15847349	BDBW-GM01	XBDBW-GM01
'06-'12 Corvette	# 25835421 # 15864594	BDBW-GM02	XBDBW-GM02
'04-'09 TrailBlazer, Ranier, Bravada, SSR, and Envoy	# 15145758 # 15187573	BDBW-GM03	XBDBW-GM03
'06-'07 Monte Carlo and '04-'08 Grand Prix	# 25830024 # 10345632 # 15831256 # 15884315	BDBW-GM04	XBDBW-GM04
'06-'07 Silverado Classic, Escalade, Avalanche, Suburban, Tahoe, Sierra, and Yukon	# 15107594 # 15233970	BDBW-GM05	XBDBW-GM05
All GM Crate Engines, '08-'12 Cadillac CTS / CTSV, and '10-'12 Camaro	# 10379038 # 10367117 # 22741799 # 22741800 # 92199239	BDBW-GM06	XBDBW-GM06
'05-'06 Pontiac GTO	# 92188385	BDBW-GM07	XBDBW-GM07
'07-'11 Express and Savanna Van	# 15821777 # 20827131	BDBW-GM08	XBDBW-GM08
All Coyote 5.0 Crate Engines and '11-'12 Ford Mustang	N/A	BDBW-FORD01	XBDBW-FORD01
'05-'12 Charger, Magnum, 300, Ram Truck, Grand Cherokee, Durango, and '08-'12 Challenger	All OEM Pedals	BDBW-MOPAR01	XBDBW-MOPAR01
Dominator EFI	# 10379038	BDBW-HOLLEY01	XBDBW-HOLLEY01
All Mast M90 Applications	# 25835421	BDBW-MAST01	XBDBW-MAST01

! For a complete pedal assembly you must order a Throttle Control Module and a Pedal Kit. See Page 87 for pedal options.

U.S. Patent No. D751,002
U.S. Patent No. 9,275,541



XBDBW-FORD01



BILLET DRIVE-BY-WIRE PEDAL KIT OPTIONS

Pedal kit includes an arm, a pad, and hardware.

DBW-6001 Ball Milled Billet Aluminum Throttle Pedal	DBW-6004 Billet Aluminum Throttle Pedal w/ Rubber	DBW-6007 Chrome Steel Throttle Pedal w/ Rubber	DBW-6010 XL Ball Milled Billet Aluminum Throttle Pedal	DBW-6012 XL Billet Aluminum Throttle Pedal w/ Rubber	DBW-6016 XL Chrome Steel Throttle Pedal w/ Rubber	DBW-6070 Chrome Steel Spoon Throttle Pedal
DBW-6103 Mini Oval Billet Throttle Pedal w/Rubber	DBW-6104 Oval Billet Throttle Pedal w/ Rubber	DBW-6105 XL Oval Billet Throttle Pedal w/Rubber	DBW-6151 Lakester Chrome Steel Throttle Pedal	DBW-6154 Lakester Raw Steel Throttle Pedal	XDBW-6004 Black Billet Aluminum Throttle Pedal w/ Rubber	XDBW-6007 Black Steel Throttle Pedal w/ Rubber
XDBW-6012 XL Black Billet Aluminum Throttle Pedal w/Rubber	XDBW-6016 XL Black Steel Throttle Pedal w/Rubber	XDBW-6070 Black Steel Spoon Throttle Pedal	XDBW-6103 Mini Oval Black Billet Throttle Pedal w/ Rubber	XDBW-6104 Oval Black Billet Throttle Pedal w/ Rubber	XDBW-6105 XL Oval Black Billet Throttle Pedal w/Rubber	XDBW-6151 Lakester Black Steel Throttle Pedal
DBW-6188 Goolsby Round Billet Aluminum Throttle Pedal	DBW-6196 Goolsby Edge Edition Aluminum Throttle Pedal	XDBW-6196 Black Goolsby Edge Edition Aluminum Throttle Pedal	DBW-6207 Lucille Edition Chrome Throttle Pedal With Rib	DBW-6208 Lucille Edition Chrome Throttle Pedal		

DIRECT FIT DRIVE-BY-WIRE THROTTLE PEDAL PADS

Fits factory pedal arms for the applications listed in the table below. No drilling required.

! { Electronic Pedal Not Included.

APPLICATION	BRUSHED	BLACK
'05 & Later Corvette	BAG-6150	XBAG-6150
'05-'06 Pontiac GTO	BAG-6157	XBAG-6157
'97-'04 Corvette	BAG-6158	XBAG-6158
GM Crate Engine and Cadillac CTS-V (fits GM # 10379038)	DBW-6200	XDBW-6200



SHIFTERS

INTERIOR

BRAKES

EXTERIOR

THROTTLE


PEDALS

DIPSTICKS

ACCESSORIES

RACING

APPAREL



TRANSMISSION & ENGINE DIPSTICKS

TRANSMISSION DIPSTICKS

HI-TECH FLEXIBLE BRAIDED STAINLESS TRANSMISSION DIPSTICKS

You have flexibility with our Teflon[®]-lined Flexible Braided Stainless Transmission Dipstick. Kit comes complete with braided stainless outer housing and heat resistant E-Z to Read flexible inner dipstick measuring E-Z to Read levels. Billet aluminum handle and billet aluminum fittings complement Lokar's Flexible Engine Dipsticks. Kit includes dipstick funnel adapter to assist in filling. Applications available for GM, Ford, and Chrysler in both firewall mount and Transmount. The firewall mount dipstick measures 24" in length and is also available in 36" and 48" lengths.

Transmount mounts to the bell housing and the length varies according to the transmission application. Call for information on custom lengths and applications. C4 Pan is screw in style.



Order additional or replacement Funnel Adapter using Part #S-3026



Firewall mount can be mounted anywhere you desire under the hood such as the firewall or inner fender apron, etc.



E-Z to Read Inner Cable



Funnel Adapter assists in filling transmission fluid (Included)

	APPLICATION	FIREWALL MOUNT		TRANSMOUNT	
		STAINLESS HOUSING	BLACK STAINLESS HOUSING	STAINLESS HOUSING	BLACK STAINLESS HOUSING
GM	TH350	TD-3350400FM	XTD-3350400FM	TD-3350TM	XTD-3350TM
	TH400			TD-3400TM	XTD-3400TM
	Powerglide	TD-30PGFM	XTD-30PGFM	TD-30PGTM	XTD-30PGTM
	700-R4	TD-3700FM	XTD-3700FM	TD-3700TM	XTD-3700TM
	TH200	TD-3200FM	XTD-3200FM	TD-3200TM	XTD-3200TM
	200-4R	TD-3200RFM	XTD-3200RFM	TD-3200RTM	XTD-3200RTM
	4L60	TD-34L60FM	XTD-34L60FM	TD-34L60TM	XTD-34L60TM
	4L60E/4L65E/4L70E	TD-34L60EFM	XTD-34L60EFM	TD-34L60ETM	XTD-34L60ETM
	4L80E	TD-34L80FM	XTD-34L80FM	TD-34L80TM	XTD-34L80TM
6L80E/6L90E	TD-36L80FM	XTD-36L80FM	TD-36L80TM	XTD-36L80TM	
Ford	C4	TD-30C4FM	XTD-30C4FM	TD-30C4TM	XTD-30C4TM
	C4 Pan	TD-30C4FMPAN	XTD-30C4FMPAN	TD-30C4TMPAN	XTD-30C4TMPAN
	C6	TD-30C6FM	XTD-30C6FM	TD-30C6TM	XTD-30C6TM
	FMX	TD-3FMXFM	XTD-3FMXFM	TD-3FMXTM	XTD-3FMXTM
	AOD/4R70W/AODE	TD-3AODFM	XTD-3AODFM	TD-3AODTM	XTD-3AODTM
Chrysler	727	TD-3727FM	XTD-3727FM	TD-3727TM	XTD-3727TM
	518	TD-3518FM	XTD-3518FM	TD-3518TM	XTD-3518TM
	904	TD-3904FM	XTD-3904FM	TD-3904TM	XTD-3904TM
	45RFE	TD-345RFEFM	XTD-345RFEFM	TD-345RFETM	XTD-345RFETM



Firewall mount recommended for full fendered cars and trucks. Special lengths available upon request.



SHIFTERS

INTERIOR

BRAKES

EXTERIOR

THROTTLE

PEDALS

DIPSTICKS

ACCESSORIES

RACING

APPAREL

ANCHOR-TIGHT® LOCKING FLEXIBLE TRANSMISSION DIPSTICKS

SHIFTERS
INTERIOR
BRAKES
EXTERIOR
THROTTLE
PEDALS
DIPSTICKS
ACCESSORIES
RACING
APPAREL

U.S. Patent No.
7,546,693

NHRA accepted for use in all categories of competition!

FEATURES

- Bolts into sealed pan fitting to prevent expulsion of dipstick under trans pressure
- Spare trans fittings available for quick transmission changes
- Available for most GM, Ford, and Chrysler transmissions
- No filler tube needed
- Trans storage plug supplied with transmount and firewall mount



Direct Mount



E-Z to Read Inner Cable



Spare Trans Fitting Assembly and Plug

	APPLICATION	DIRECT MOUNT		TRANSMOUNT		FIREWALL MOUNT		SPARE	
		BRITE	BLACK	BRITE	BLACK	BRITE	BLACK	BRITE	BLACK
GM	Powerglide OEM & Most Aftermarket	1209124	X1209127	1210134	X1210137	1210144	X1210147	1208114	X1208117
	TH350	1209144	X1209147	1211134	X1211137	1211144	X1211147	1208144	X1208147
	TH400	1209144	X1209147	1213134	X1213137	1211144	X1211147	1208144	X1208147
	700-R4	1209154	X1209157	1211234	X1211237	1211244	X1211247	1208134	X1208137
	TH200	1209164	X1209167	1211334	X1211337	1211344	X1211347	1208164	X1208167
	200-4R	1209184	X1209187	1211734	X1211737	1211744	X1211747	-	-
	4L80E	1209414	X1209417	1211934	X1211937	1211944	X1211947	1208224	X1208227
Ford	C4	1209194	X1209197	-	-	1211644	X1211647	1208184	X1208187
	C6	1209134	X1209137	-	-	1211544	X1211547	1208184	X1208187
	AOD/4R70W/AODE	1209214	X1209217	1211834	X1211837	1211844	X1211847	1208194	X1208197
Chrysler	727	1209174	X1209177	1211434	X1211437	1211444	X1211447	1208174	X1208177
	518/904	1209174	X1209177	-	-	1211444	X1211447	1208174	X1208177
All	Storage Plug	RP189 (Brite Finish Only)							



Firewall mount can be mounted anywhere you desire under the hood such as the firewall or inner fender apron, etc. All firewall mount dipsticks are 28" in length.

ENGINE DIPSTICKS

FLEXIBLE ENGINE DIPSTICKS

Flexible Engine Dipstick designed with billet aluminum handle to coordinate with Lokar's Flexible Transmission Dipstick. Slim design allows mounting inside headers. Designed for use with factory or block hugger headers. Applications available for GM, Ford, and Chrysler. E-Z to Read flexible inner dipstick measuring cable for accurate measure of engine oil.



1980 & later Small Block Chevy ED-5001 and GM Vortec Ram Jet 350 ED-5009



Early 289-302 Ford ED-5010



1979 & earlier Small Block Chevy ED-5002



Small Block Chevy 1979 & earlier is on the driver's side.
Small Block Chevy 1980 & later is on the passenger side.



Some aftermarket oil pans may require a custom made dipstick.

ENGINE	YEAR	STYLE	STAINLESS HOUSING	BLACK STAINLESS HOUSING
Chevy Small Block	1979 & Earlier	No Upper Tube	ED-5000ESB	XED-5000ESB
Chevy Small Block	1980 & Later	Push into Block Passenger's Side	ED-5001	XED-5001
Chevy Small Block	1979 & Earlier	Push into Block Driver's Side	ED-5002	XED-5002
Chevy Big Block	N/A	Push into Pan	ED-5003	XED-5003
Ford 302 5.0L	1986-1995	Push into Block Driver's Side	ED-5004	XED-5004
Ford 351W	N/A	Screw into Pan 5/8"-18	ED-5005	XED-5005
Chevy 502 Big Block	N/A	Push into Pan	ED-5006	XED-5006
Chevy II V-8 283/327	1962 thru 1967	Push into Passenger's Side/ Front Sump	ED-5007	XED-5007
GM LS1 (Car)	1997 & Later	Push into Block Passenger's Side	ED-5008	XED-5008
GM Vortec Ram Jet 350 / ZZ 383	1996 thru 2000 (Vortec)	Push into Block Passenger's Side	ED-5009	XED-5009
Ford Early 289/302	N/A	Through timing chain cover	ED-5010	XED-5010
Ford Big Block 460/514 (Crate Engines Only)	N/A	Push into Pan	ED-5011	XED-5011
Ford FE	N/A	Push into Block/ Front Sump	ED-5012	XED-5012
Ford 302 (Crate Engines Only)	N/A	Push into Pan	ED-5013	XED-5013
Ford 4.6 Modular, 2 Valve	1994 & Later	Push into Block Driver's Side	ED-5014	XED-5014
Chrysler 5.7L/6.1L Hemi	N/A	Push into Block Passenger's Side/ Rear Sump Pan (Truck)	ED-5015	XED-5015
Ford Flathead V8	1937 thru 1953	Screw into Pan 1/2"-20	ED-5016	XED-5016
Universal	N/A	1/4" NPT Pan Fitting Gauge to Fit - 12" Housing length; extra long inner rod	ED-5017	XED-5017
Dart Small Block Chevy (SHP)	N/A	SHP (Special High Performance Block)	ED-5018	XED-5018
GM LS Series Truck	1999 & Later	Push into Block Passenger's Side	ED-5019	XED-5019
GM LS Series Car	1997 & Later	Push into Block Passenger's Side/Doug Thorley Tri-Y Headers	ED-5020	XED-5020
GM LS Series Truck	1999 & Later	Push into Block Passenger's Side/Doug Thorley Tri-Y Headers	ED-5021	XED-5021
Chrysler 5.7L/6.1L Hemi	N/A	Push into Pan Passenger's Side/ Front Sump Pan (Car)	ED-5022	XED-5022
Ford 351 Cleveland (302/351 Australia)	1969-1974 (US), 1971-1984 (AUS)	-	ED-5023	XED-5023
Holden 253/308	1968-1984 (AUS)	-	ED-5024	XED-5024
Big Block Mopar	N/A	Front Sump Only	ED-5026	XED-5026

ANCHOR-TIGHT® LOCKING FLEXIBLE ENGINE DIPSTICKS

- Locking mechanism prevents expulsion of dipstick handle under pressure
- Holds vacuum
- Teflon®-lined stainless braided outer housing
- E-Z to Read flexible inner dipstick measuring cable
- Available for most engine applications
- Available in Brite or black



U.S. Patent No. 7,779,555



NHRA accepted for use in all categories of competition!

ENGINE	YEAR	STYLE	BRITE	BLACK
Chevy Small Block	1980 & Later	Push into Block Passenger's Side	1220004	X1220007
Chevy Small Block	1979 & Earlier	Push into Block Driver's Side	1220014	X1220017
Chevy II V-8 283/327	1962 thru 1967	Push into Passenger's Side/ Front Sump	1220064	X1220067
Dart Small Block Chevy (SHP)	N/A	SHP (Special High Performance Block)	1220184	X1220187
Chevy Big Block	N/A	Push into Pan	1220024	X1220027
Chevy 502 Big Block	N/A	Push into Pan	1220054	X1220057
Chrysler 5.7L/6.1L Hemi	N/A	Push into Block Passenger's Side/ Rear Sump Pan (Truck)	1220144	X1220147
Chrysler 5.7L/6.1L Hemi	N/A	Push into Pan Passenger's Side/ Front Sump Pan (Car)	1220244	X1220247
Big Block Mopar	N/A	Front Sump Only	1220264	X1220267
Ford Flathead V8	1937 thru 1953	Screw into Pan 1/2"-20	1220154	X1220157
Ford Early 289/302	N/A	Through timing chain cover	1220094	X1220097
Ford 302 5.0L	1986-1995	Push into Block Driver's Side	1220034	X1220037
Ford 302 (Crate Engines Only)	N/A	Push into Pan	1220124	X1220127
Ford 351 Cleveland/ (302/351 Australia)	1969-1974 (US), 1971-1984 (AUS)	-	1220254	X1220257
Ford FE	N/A	Push into Block/ Front Sump	1220114	X1220117
Ford 351W	N/A	Screw into Pan 5/8"-18	1220044	X1220047
Ford 4.6 Modular, 2 Valve	1994 & Later	Push into Block Driver's Side	1220134	X1220137
Ford Big Block 460/514 (Crate Engines Only)	N/A	Push into Pan	1220104	X1220107
GM LS Series Truck	1999 & Later	Push into Block Passenger's Side	1220214	X1220217
GM LS Series Car	1997 & Later	Push into Block Passenger's Side/Doug Thorley Tri-Y Headers	1220224	X1220227
GM LS Series Truck	1999 & Later	Push into Block Passenger's Side/Doug Thorley Tri-Y Headers	1220234	X1220237
GM LS1 (Car)	1997 & Later	Push into Block Passenger's Side	1220074	X1220077
GM Vortec Ram Jet 350 / ZZ 383	1996 thru 2000 (Vortec)	Push into Block Passenger's Side	1220084	X1220087
Universal	N/A	1/4" NPT Pan Fitting Gauge to Fit - 12" Housing length; extra long inner rod	1220174	X1220177





Many aftermarket custom pans utilize a 1/4" NPT fitting for the dipstick. Use a Lokar Universal Dipstick for these applications.

PREMIUM BILLET ALUMINUM DIPSTICK HANDLES

Designed to fit both your flexible engine dipstick or your flexible transmission dipstick, our Premium Billet Aluminum Dipstick Handles are great items to customize your engine and trans. We offer various designs including some to match the shifter knob in your vehicle. Each handle comes with two o-rings and an E-Z to Read flexible inner cable.

STYLE	BRITE	BLACK
9-Ball	DH-03	XDH-03
Bullet	DH-05	XDH-05
Keg	DH-06	XDH-06
Shifter Lever	DH-08	XDH-08
Venetian	DH-09	XDH-09
Deco	DH-10	XDH-10
Solid Round	DH-11	XDH-11
8-Ball	DH-12	XDH-12
Piston	DH-13	XDH-13



-  Check out our matching shifter knobs on page 25.
-  These styles do **not** fit Anchor-Tight® Locking Dipsticks.



BILLET ALUMINUM DIRECT MOUNT LS SERIES & FORD COYOTE GAUGE TO FIT ENGINE DIPSTICKS

With its billet aluminum handle and E-Z to Read flexible inner cable, Lokar's Billet Aluminum Direct Mount LS Series and Coyote Gauge to Fit Engine Dipsticks are ideal replacements for factory dipsticks and handles. Designed to mount directly into the factory dipstick tube, the Direct Mount LS Series and Coyote Gauge To Fit Engine Dipsticks feature billet aluminum handles and U-Cut-To-Fit, E-Z to Read flexible inner cables for accurate engine oil measurement.

ENGINE	BRITE	BLACK
GM LS Series	ED-5000LS1	XED-5000LS1
Ford Coyote 5.0	ED-5000COY	XED-5000COY



SHIFTERS

INTERIOR

BRAKES

EXTERIOR

THROTTLE


PEDALS

DIPSTICKS

ACCESSORIES

RACING

APPAREL



ACCESSORIES

BILLET ALUMINUM AIR CLEANER NUTS

- Machined from billet aluminum
- Protective o-ring prevents marring of air cleaner (except deco)
- Several different styles and finishes to choose from
- 1/4"-20 thread size

LOKAR STYLE



LUCILLE STYLE



DECO STYLE




STYLE	BRUSHED	POLISHED	BLACK	CHROME
Lokar	ACN-001	ACN-001P	XACN-001	-
Lucille	ACN-002	ACN-002P	XACN-002	ACN-002C
Deco	ACN-003	ACN-003P	XACN-003	-


ADJUSTABLE-LEVEL SELF-LOCKING HOOD & TRUNK PROPS

- Billet aluminum and stainless steel construction
- Automatically locks into highest position
- Quick release feature allows hood or trunk to be fully opened
- Available in three or six position configurations



POSITIONS	POLISHED	BLACK
3 Level	0401014	X0401014
6 Level	0401024	X0401024

 { 3 position Hood and Trunk Prop Measurements:
Collapsed: 12" Extended: 19-3/4" Level Spacing: 2-1/4"

 { 6 position Hood and Trunk Prop Measurements:
Collapsed: 12" Extended: 19-3/4" Level Spacing: 1-1/8"


VINTAGE SERIES SPARK PLUG WIRES

FEATURES

- Laquer coated woven cotton for an old school look
- 8 cylinder universal plug wire set features 90 degree plug ends
- LS plug wire set features 90 degree or 135 degree plug ends
- EDPM silicon insulation with spiral wound suppression core




Tan with Black & Red Tracers



Lemon with Black Tracers




Black with Blue Tracers



Black with Orange Tracers



Black with Red Tracers



Black with White Tracers

GM LS

	90 DEGREE COIL BOOT	135 DEGREE COIL BOOT
Tan with Black & Red Tracers	PW-1011	PW-1021
Black with Orange Tracers	PW-1012	PW-1022
Lemon with Black Tracers	PW-1013	PW-1023
Black with Red Tracers	PW-1014	PW-1024
Black with Blue Tracers	PW-1015	PW-1025
Black with White Tracers	PW-1016	PW-1026

UNIVERSAL

Tan with Black & Red Tracers	PW-1001
Black with Orange Tracers	PW-1002
Lemon with Black Tracers	PW-1003
Black with Red Tracers	PW-1004
Black with Blue Tracers	PW-1005
Black with White Tracers	PW-1006



These plug wires match our Vintage Series Throttle Cables found on pages 58 & 59.



DRAG RACING PRODUCTS

DRAG RACING PRODUCTS



LOKAR DIAL-IN BOARD, CAGE MOUNT, & UNIVERSAL ADJUSTABLE ANGLE MOUNT

Mounts onto cage without interfering with roll-bar padding. No drilling required for mounting to the cage. Bracket available for 1-1/2" cages and 1-5/8" cages. Features an adjustable arm for leveling and a quickly reversible dial-in board. Also available in a universal adjustable angle mount style which can be mounted on a flat or angled surface such as a scoop tray.


STYLE	APPLICATION	POLISHED	BLACK	CLEAR
1-1/2" Cage Mount	3 Digit Manual Flip-Board (Included)	1110104	1110107	1110108
1-1/2" Cage Mount	4 Digit Manual Flip-Board (Included)	1110144	1110147	1110148
1-5/8" Cage Mount	3 Digit Manual Flip-Board (Included)	1110114	1110117	1110118
1-5/8" Cage Mount	4 Digit Manual Flip-Board (Included)	1110174	1110177	-
1-5/8" Cage Mount	Digital Mega Dial-in Board (Not Included)	1110164	1110167	1110168
1-5/8" Cage Mount	Digital K&R Dial-in Board (Not Included)	1110194	1110197	-
Universal Adjustable Angle Mount	3 Digit Manual Flip-Board (Included)	1110124	1110127	1110128
Universal Adjustable Angle Mount	Digital Mega Dial-in Board (Not Included)	1110134	1110137	1110138
Universal Adjustable Angle Mount	Digital K&R Dial-in Board (Not Included)	1110184	1110187	-



Cage Mount



Universal Adjustable Angle Mount Bracket

 If you don't see your style of digital dial-in board call our tech department for support.

BILLET ALUMINUM SAFETY LED TAILLIGHT

FEATURES

- 1-1/4" Billet aluminum taillight housing
- Bolts directly to Lokar Dial-In Board or can be mounted in a universal location
- Taillight wiring can be hidden in machined slot on Lokar Dial-In Board



Black Universal Mount



DESCRIPTION	POLISHED	BLACK	CLEAR
Billet Safety LED Taillight	1110154	1110157	1110158

BILLET GRAB HANDLE

FEATURES

- 3 handle positions in 30 degree increments
- Sturdy billet aluminum construction
- Available in black, polished, or clear anodized finish



TUBE MOUNT	CLEAR ANODIZED	POLISHED	BLACK
1.25"	1151258	1151254	1151257
1.375"	1151388	1151384	1151387
1.5"	1151508	1151504	1151507
1.625"	1151638	1151634	1151637
1.75"	1151758	1151754	1151757
2"	1152008	1152004	1152007



HEADER TETHER SYSTEM

FEATURES

- T-Bolt clamps for ease of installation
- Works with merge and standard collectors
- Cut-to-Fit tether cable for easy custom installation
- Stainless hardware
- NHRA accepted per General Regulations, Engine: 1, 1.3 Exhaust



Merge collectors must be measured at the valley of the merge.

PRIMARY TUBE DIAMETER	COLLECTOR DIAMETER							
	2.50"	2.75"	3.00"	3.50"	4.00"	4.50"	5.00"	5.25"
1.625"	-	1400110	1400111	1400112	-	-	-	-
1.75"	1400128	1400080	1400081	1400082	1400083	1400084	-	-
1.875"	-	1400085	1400086	1400087	1400088	1400089	-	-
2.00"	1400124	1400090	1400091	1400092	1400093	1400094	-	-
2.125"	-	1400095	1400096	1400097	1400098	1400099	-	-
2.25"	1400125	1400100	1400101	1400102	1400103	1400104	1400122	1400123
2.375"	-	1400113	1400114	1400115	1400116	1400117	1400118	1400121
2.50"	-	1400105	1400106	1400107	1400108	1400109	1400119	1400120

INTERIOR BATTERY DISCONNECT LEVER KIT


FEATURES

- Turn electrical power on or off from the driver's seat
- Red anodized billet aluminum power lever for quick recognition
- Works in conjunction with fire system kill switch
- Kit standard with 8' push pull cable
- Push Pull Cables also available in 6' and 7'
- Mounting hardware included
- Kit available without the Master Power Switch



Master Power Switch Shown


DESCRIPTION	APPLICATION	125 AMP SWITCH	300 AMP SWITCH	NO SWITCH
Lokar Direct Mount™	B&M Pro Bandit, Quarter Pro, Precision Performance Products	1330011	1330012	1330013
Lokar Vari-Mount™	B&M Pro Ratchet, TCI Thunder Stick™ TCI Outlaw, TCI Lightning, Hurst Quarter Stick®	1330021	1330022	1330023



1330013

4500/4150 SERIES CARBURETOR PUSH/PULL THROTTLE CABLE MOUNTING BRACKET & SPRING RETURN KIT

Designed for push/pull style cables using dual cylinder in-line throttle stops or single cylinder in-line throttle stops.



Double In-Line Shown

FEATURES

- Includes short and long brackets to allow use of different throttle stop and cable styles
- Complete with two Stainless Steel Return Springs with dual wound ends for safety (eliminates single hook ends opening up)
- Adjustable Angle throttle cable mount for obtaining correct angle, creating less strain on throttle cable
- When using a throttle stop, design allows cylinders to hang below and remain in-line, eliminating typical top mount "flopping"
- Adjustable spring tensioner
- Throttle Plate also drilled for scoop tray (studs included)



Push/Pull Throttle Cable Mounting Bracket & Spring Return Kit Open Plenum



For street applications please see Page 64.

4500/4150 SERIES CARBURETOR ROD TYPE THROTTLE LINKAGE SPRING RETURN KIT

Designed for rod style linkage.



FEATURES

- Complete with two Stainless Steel Return Springs with dual wound ends for safety (eliminates single hook ends opening up)
- When using a throttle stop, design allows cylinders to hang below and remain in-line, eliminating typical top mount "flopping"
- Adjustable spring tensioner
- Throttle Plate also drilled for scoop tray (studs included)

TYPE	APPLICATION	BORE DIAMETER	PLENUM STYLE	CLEAR	BLACK	RAW
Push/Pull	4500	2.125"	4 Hole	1010117	1010118	1010114
Push/Pull	4500	2.125"	Open	1010127	1010128	1010124
Rod	4500	2.125"	4 Hole	1010147	1010148	1010144
Push/Pull	4150	1.750"	4 Hole	1010157	1010158	1010154
Rod	4150	1.750"	4 Hole	1010167	1010168	1010164
Push/Pull	4500	2.375"	4 Hole	1010177	1010178	1010174