

KURYAKYN

2018 MOTORCYCLE ACCESSORIES CATALOG
FOR HONDA, YAMAHA, SUZUKI, KAWASAKI, BMW, DUCATI,
TRIUMPH, CAN-AM, & GOLD WING®



2018

a rider's life



WE ALL KNOW WHY WE RIDE. IT'S DIFFERENT FOR ALL OF US, BUT WHAT MAKES US THE SAME IS THAT WE RIDE. WHAT OUR RIDES LOOK LIKE AND HOW THEY PERFORM MAKE US DIFFERENT. WE'RE OUT THERE WITH YOU - ENJOYING, CELEBRATING, LEARNING, LETTING GO... SHARING IN THIS LIFE, TO BRING YOU ONLY THE BEST PRODUCTS TO ENHANCE YOUR RIDE.





What's Inside

TABLE OF CONTENTS

NEW XKURSION & MOMENTUM LUGGAGE	2
NEW KELLERMANN LIGHTING	4
NEW NEW IN 2018	6
FEATURED BIKES & COLLECTIONS	8
INDEX & TERMS OF BUSINESS	197

FOR METRIC CRUISER

AUDIO	15
LIGHTING	19
ACCESSORY MOUNTS	39
HANDLEBAR CONTROLS, GRIPS & MIRRORS	47
PEGS & FOOT CONTROLS	71
COVERS, TRIMS & ACCENTS	101
AIR CLEANERS	117
TOURING & COMFORT	125
LUGGAGE, ORGANIZERS & STORAGE COVERS	177

FOR GOLD WING

LIGHTING	130
ACCESSORY MOUNTS	132
HANDLEBAR CONTROLS, GRIPS & MIRRORS	138
PEGS & FOOT CONTROLS	140
FRONT END	150
OUTER FAIRING	154
INNER FAIRING	158
FRAME & ENGINE	160
REAR END	162
BACKRESTS & LUGGAGE RACKS	170
AIR DEFLECTORS	175
ORGANIZERS & FLAGS	176
LUGGAGE, ORGANIZERS & STORAGE COVERS	177


Shop by Bike




Sign Up

BECOME PART OF THE KURY CREW
FOR EXCLUSIVE PERKS





XKURSION




THERE'S SO MUCH WE LOVE ABOUT RIDING. WHAT WE DON'T LOVE IS WASTING TIME PACKING FOR THE JOURNEY. KURYAKYN LUGGAGE IS DESIGNED BY RIDERS LIKE YOU. RIDERS DRIVEN BY AN INSATIABLE LUST FOR MORE MILES. WE KNOW THAT MORE MILES MEAN MORE LIFE. THE VARIETY, CONVENIENCE AND OVERALL DESIGNS OF KURYAKYN LUGGAGE MAKE IT THE #1 CHOICE FOR WANDERLUSTS LIKE YOU.

#1 choice for motorcycle luggage



#theXkursion
Share and witness
memories in the making!



KURYAKYN

by Kellermann 

MICRO RHOMBUS

*Extremely small,
spectacularly bright!*

BULLET ATTO TURN SIGNAL

BL 1000



BL 2000





BULLET 1000



MIRCO 1000

NEXT LEVEL LIGHTING

LIGHT UP YOUR RIDE WITH HIGH-PERFORMANCE TURN SIGNALS AVAILABLE IN A VARIETY OF SIZES & PROFILES. MODERN DESIGNS, PREMIUM MATERIALS, & ADVANCED L.E.D. TECHNOLOGY FOR EXTREME LIGHT OUTPUT WITH UNMATCHED LONGEVITY.

PAGES 26-29

NEW



RIOT HEAT SHIELD

THRESHER COLLECTION

NEW
FOR METRIC CRUISER

COLLECTIONS

Thresher	13
----------	----

LIGHTING

Kuryakyn by Kellermann Bullet Atto	26
Kuryakyn by Kellermann Bullet 1000	27
Kuryakyn by Kellermann Mirco Rhombus	26
Kuryakyn by Kellermann Mirco 1000	27
Kuryakyn by Kellermann BL 1000	28
Kuryakyn by Kellermann BL 2000	28

ACCESSORY MOUNTS

Water Resistant Device Pouch	41
------------------------------	----

HANDLEBAR & FOOT CONTROLS

Phantom Mirrors	64
Heavy Industry Folding Board	73

COVERS, TRIMS & ACCENTS

6" Riot Heat Shield	108
---------------------	-----

TOURING & COMFORT

Multi-Rack Adjustable Trunk Luggage Rack	127
--	-----



ROTOR COVERS



MULTI-RACK LUGGAGE RACK



KURYAKYN BY KELLERMANN
BULLET 1000



MOMENTUM DRIFTER
& RAMBLER

NEW FOR GOLD WING®

ACCESSORY MOUNTS

Water Resistant Device Pouch 133

PEGS & FOOT CONTROLS

Thresher Pegs 141

Splined Peg Adapters 140

COVERS, TRIMS & ACCENTS

Rotor Covers 151

TOURING & COMFORT

Multi-Rack Adjustable Trunk Luggage Rack 173

NEW FOR MULTI-FIT

Momentum Drifter Bag 185

Momentum Rambler Roll Bag 186

Momentum Vagabond Bag 190

Momentum Road Warrior Bag 191

Momentum Throw-Over Saddlebags 194

Momentum Wanderer Touring Seat Bag 192

Saddlebag Cooler 195

Removable Luggage Backrest Pad 196

Get the look

GOLD WING GL1800



REAR END, FRAME & ENGINE

COVERS, TRIMS & ACCENTS PG 160

Mini Boards

PREMIUM MINI BOARDS PG 142



Backrests

REVOLUTION DRIVER
BACKREST PG 170





INNER FAIRING
COVERS, TRIMS &
ACCENTS PG 158



OUTER FAIRING
COVERS, TRIMS &
ACCENTS PG 154



PEGS & FOOT CONTROLS
ERGO III CRUISE PEGS PG 560
TRANSFORMER FLOORBOARDS PG 140

Air Deflectors

AIR MANAGEMENT PG 175



Luggage Racks

TOURING AND COMFORT PG 172



Get the look
YAMAHA STRYKER



PEGS & FOOT CONTROLS

PG 71

Momentum
LUGGAGE PG 184



ISO
GRIPS PG 49



PRO-R HYPERCHARGER

PG 120



Get the look
YAMAHA RAIDER



LIGHTING

TORPEDO TURN
SIGNALS PG 25



SCYTHE

MIRRORS PG 65

Velociraptor

AIR CLEANER PG 119



Laydown

CURVED LICENSE PLATE
FRAME PG 114



HANDLEBAR CONTROLS

PG 47



Get the look
TRIUMPH

KINETIC

FOOTPEGS PG 74



XKURSION

LUGGAGE PG 178



Kellermann

LIGHTING PG 26



Tech-Connect

DEVICE MOUNTING SYSTEM PG 40



COLLECTIONS

EVERY MOTORCYCLE STARTS AS A BLANK CANVAS - YOURS FOR THE DEFINING. WE'VE DESIGNED SEVERAL COLLECTIONS OF PRODUCT THAT CAN BE USED SOLO OR IN COMBINATION WITH OTHER COLLECTIONS; ONE PIECE OR FIFTEEN! IT'S YOUR RIDE. MAKE IT YOURS.

NEW THRESHER



Available in chrome & satin black

Grips	48
Footpegs	72



*Born from dirt
built to raise hell*



Grips	49
Footpegs	72
Mini Boards	72
Heat Shield	108

COLLECTIONS



*Rough & rugged
never looked
so good!*



Mirrors	65
Footpegs	73
Switchblades	73
NEW Folding Boards	73



*Available in
chrome &
gloss black*



Grips	48
Footpegs	74
Mini Boards	74



*Available in
chrome &
satin black*



Grips	49
Footpegs	74
Mini Boards	74



*Available in chrome
& gloss black*



Turn Signals	25
Medallions	108
Levers	61
Mirrors	67
Pegs & Foot Controls	84



FOR METRIC CRUISER

SPEAKERS 16

COMPONENTS
& ACCESSORIES 18

AUDIO SPEAKERS



Mounts easily & looks great on virtually any bars!

MUST-HAVE
Durable, weather-resistant and packed with 150W of peak power!



ROADTHUNDER® SOUND BAR BY MTX®

The RoadThunder Sound Bar by MTX produces exceptional sound quality from the convenience of your handlebars. An internal amp powers two 2" x 3" full-range speakers and four high-frequency 1" tweeters to pump out crystal clear tunes with 150W peak power. Weather-resistant construction in accordance with IP66 rating. Universal patent pending mounting clamp fits bars from 7/8" in diameter to 1-1/4". Includes power, ground and ignition wire for easy disconnect, as well as auxiliary input for connecting devices via 3.5 mm cable. Internal Bluetooth receiver allows wireless connectivity to any Bluetooth-enabled smartphone or music device.

FOR MULTI-FIT

Fits: 7/8" through 1-1/4" Bars

- 2714 Satin Silver (ea)
- 2715 Satin Black (ea)



Patent Pending Mounting Clamps

KURYAKYN MTX ROADTHUNDER

*These Pint-Sized Speakers
Deliver Big Sound!*



2712

ROADTHUNDER® SPEAKER PODS & BLUETOOTH® AUDIO CONTROLLER BY MTX®

Turn any smartphone or mp3 player with Bluetooth capabilities into the ultimate mobile sound system. Included are self-amplified 3" RoadThunder Speaker Pods with 100W peak power, 1" handlebar mounting clamp set, 7/8" handlebar adapter set, and the RoadThunder Bluetooth Audio Controller that lets you wirelessly connect any Bluetooth-enabled device to the powerful RoadThunder Speaker Pods. Speakers feature a low 5-amp current draw and are housed in durable high-impact ABS enclosures with 3.5 mm input port.

FOR MULTI-FIT

Fits: 7/8" & 1" Bars

2712 Chrome (set)

2713 Satin Black (set)

ROADTHUNDER® SPEAKER PODS BY MTX®

These pint-sized bar-mounted speakers delivers big sound, with peak power rated at 100W. Includes a set of 1" bar mounting clamps with a 7/8" bar adapter also included. The 3" speakers with low 5-amp current draw are housed in durable high-impact ABS enclosures with 3.5 mm input and output connectors. Compatible with RoadThunder Bluetooth Controller (P/N 2716, sold separately).

FOR MULTI-FIT

Fits: 7/8" & 1" Bars

2710 Chrome (set)

2711 Satin Black (set)



2713



2710



2711



2712



2711



TECH TIP

For best results, use a high quality audio device and aim speakers towards the rider's ears.

NEW

FEATURED BIKES

COLLECTIONS

FOR METRIC CRUISER

Audio

Lighting

Accessory Mounts

Handlebar Controls, Grips & Mirrors

Pegs & Foot Controls

Covers, Trims & Accents

Air Cleaners

Touring & Comfort

FOR GOLD WING

LUGGAGE, ORGANIZERS & STORAGE COVERS

INDEX

AUDIO COMPONENTS & ACCESSORIES

KURYAKYN ^{MTX} ROADTHUNDER



ROADTHUNDER® BLUETOOTH® AUDIO CONTROLLER BY MTX®

Turn any smartphone or mp3 player with Bluetooth capabilities into the ultimate mobile sound system. Wirelessly connects your Bluetooth-enabled device to RoadThunder Speaker Pods, The Sound of Chrome speakers, or almost any other self-amplified speakers. This universal Bluetooth audio controller replaces the head unit and is easy to install. Compatible with most Bluetooth devices, including Android and iPhone. Includes two adjustable bar mount brackets for 7/8" through 1" bars and 1-1/8" through 1-1/4" bars. Durable, weather-proof design with included power, ground and output connections.

FOR MULTI-FIT

Fits: 7/8" through 1" and 1-1/8" through 1-1/4", Adjustable Mounting Brackets

2716 Satin Black (ea)



1420



2791



1786

OPTIONAL & REPLACEMENT MOUNTING BRACKETS FOR THE ROADTHUNDER® SPEAKER PODS

Replace lost or damaged mounting adapters and clamps and continue enjoying the sound of your RoadThunder Speaker Pods by MTX.

FOR MULTI-FIT

Fits: 7/8" Bars

1786 Silver (ea)

Fits: 1" Bars (accepts 5/16" Mounting Hardware)

Note: Multi-Fit: Will Fit 7/8" Bars with Adapter Kit 1786

1420 Chrome (ea)

2791 Satin Black (ea)

Fits: 1-1/4" Bars (accepts 5/16" Mounting Hardware)

1468 Chrome (ea)

2792 Satin Black (ea)


LIGHTING



FOR METRIC CRUISER

HEADLIGHTS & DRIVING LIGHTS	20
CONTROLLERS & FLASHING MODULES	22
LOAD EQUALIZERS & ADAPTERS	23
CUSTOM TAILLIGHTS & TURN SIGNALS	24
L.E.D. CONVERSION LIGHTS & TURN SIGNALS	32
LENSES, BEZELS & BULBS	33
ACCENT LIGHTING	36

LIGHTING HEADLIGHTS & DRIVING LIGHTS



Infinite color options!



ORBIT 7" L.E.D. HEADLIGHTS WITH WHITE OR MULTI-COLOR HALO

If you're looking for an ultra high-performance DOT-approved L.E.D. headlamp that provides superior visibility and additional "wow factor," look no further. Powerful high-output L.E.D.'s with integrated outer white or multi-color halo ring significantly enhance the rider's nighttime field of vision and all-around visibility.

- Raw Lumen Output: 2,600 (High); 1,350 (Low)
- Effective Lumen Output: 1,600 (High); 1000 (Low)
- Reduced low-beam current draw: 1.5 amps
- Reduced high-beam current draw: 3.0 amps
- Color temperature: 6,000K
- Orbit Prism includes Bluetooth controller and downloadable spectrum-based app offers infinite halo ring color displays
- Uses standard H4, 3-blade connector
- Durable IP67-rated aluminum housing, with UV-protected scratch-resistant polycarbonate lens
- Exceeds DOT and Transport Canada requirements

FOR YAMAHA

Fits: '98-'10 V Star 650 Classic & Silverado, '00-'09 V Star 1100 Classic & Silverado & '99-'13 Road Star Models (except Warrior)

2460 Orbit Vision with White Halo (ea)

2461 Orbit Prism with Bluetooth Controlled Multi-Color Halo (ea)

PHASE 7 L.E.D. HEADLAMPS

Increase visibility and enhance your nighttime riding experience with these regulation-approved halogen light replacements. The advanced L.E.D. technology provides improved performance and significantly reduced draw compared to halogen products, allowing more power for other vehicle requirements and extending charging system life.

- Made in the U.S.A.
- Uses standard H4, 3-blade wiring connector
- Complex reflector design provides unmatched performance while providing the appearance of a traditional headlamp
- Impact-resistant polycarbonate lenses with chemical and scratch-resistant, non-yellowing coating
- Low beam current draw 1.8 amps (stock halogen is 4.9 amps)
- High beam current draw 3.6 amps (stock halogen is 5.5 amps)
- Meets applicable E.C.E., D.O.T., FMVSS or SAE requirements
- 3-year warranty on headlamp

FOR YAMAHA

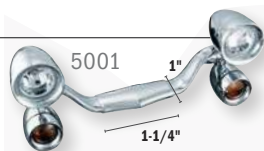
Fits: '98-'10 V Star 650 Classic & Silverado, '00-'09 V Star 1100 Classic & Silverado & '99-'13 Road Star Models (except Warrior)

2249 7" D.O.T. Phase 7 L.E.D. Headlamp

2246 7" E.C.E. Phase 7 Headlamp, Right Drive



HEADLIGHTS & DRIVING LIGHTS LIGHTING



Adjustable width & front & rear positions!

CONSTELLATION DRIVING LIGHT BAR U.S. Patent D606,215 DOT-compliant H3 bulbs in 3" stretched bullet housings create a cool look, while the adjustable light bar allows for custom positioning of the lights up to 1-1/4" in width and up to 1" forward or back. Turn signals come with smoked lenses with amber bulbs. Requires Kuryakyn Mounting Bracket for installation (sold separately).

FOR MULTI-FIT

Fits: Requires Motorcycle Specific Mounting Bracket

5001 Chrome (ea)

Note: Universal Wiring & Relay Kit is suggested for proper wiring installation. (P/N 2202, 2203 or 2328, sold separately)



DRIVING LIGHT BAR

2-5/16" Halogen Silver Bullets function as driving lights while a band of high-intensity amber L.E.D.'s wrap around each end and function as both running lights and auxiliary turn signals. Requires mounting brackets (sold separately). Die-cast and chrome-plated.

FOR MULTI-FIT

Fits: Requires Motorcycle Specific Mounting Bracket

4001 Chrome (ea)

Note: Installation of this product may be limited with OEM Turn Signals in stock location. To avoid overloading existing circuits, we recommend using our Wiring & Relay Kit (P/N 2202 or 2328) when connecting the Silver Bullets. L.E.D. auxiliary turn signals, as they are not D.O.T. approved & may require Load Equalizer, sold separately. Not compatible with Memphis Fats or Kuryakyn's AirMaster Fairings for VTX, VN900, & V Star 1100 applications. Consider interference with your windshield.



ENGINE GUARD MOUNTED DRIVING LIGHTS

If you ride at night, these are a must-have. Featuring 3" DOT-approved lights and 1-1/4" clamps, they bolt on with ease. The 35-watt halogen bulbs have what it takes to penetrate the darkness. Clamp and lights rotate for limitless adjustment.

FOR MULTI-FIT

Fits: Universal Mounting for 1-1/4" Engine Guards (Requires 1-1/2" of Straight Bar)

5019 Chrome (pr)

Note: Not compatible with Fairing Lowers. For H-D applications, necessary connectors are included to wire the lights to the existing Accessory Switch. For any motorcycle without an Accessory Switch or if the switch is already used, we recommend one of our Wiring & Relay Kits, P/N 2202 or 2328, sold separately.



MOUNTING BRACKET FOR DRIVING LIGHT BAR & CONSTELLATION DRIVING LIGHT BAR

Designed to be used with our driving light bars (P/N's 4001 & 5001, sold separately).



FOR KAWASAKI

Fits: 800 Drifter Models

FOR SUZUKI

Fits: Marauder 800, Volusia 800, Intruder 800 & Boulevard C50 (without Windshield) Models

4006 Chrome (ea)

FOR YAMAHA

Fits: V Star 650 Models & V Star 1100 Models

4005 Chrome (ea)

FOR YAMAHA

Fits: '08-'17 Raider Models

4010 Chrome (ea)

FOR HONDA

Fits: Shadow 750 Ace, 1100 Sabre, 1100 Aero

4003 Chrome (ea)

Fits: VTX1800C/R/S/T/F, VTX1300C/R/S, '97-'04 Valkyrie (except Rune) & Shadow 750 Aero & Phantom

4002 Chrome (ea)

FOR METRIC CRUISER

NEW

FEATURED BIKES

COLLECTIONS

FOR METRIC CRUISER

Audio

Lighting

Accessory Mounts

Handlebar Controls, Grips & Mirrors

Pegs & Foot Controls

Covers, Trims & Accents

Air Cleaners

Touring & Comfort

FOR GOLD WING

LUGGAGE, ORGANIZERS & STORAGE COVERS

INDEX

LIGHTING CONTROLLERS & FLASHING MODULES

4612




PLUG & PLAY RUN-TURN-BRAKE CONTROLLER

Change your turn signals into running, turn and brake lights and light up the back of your motorcycle for increased visibility. This plug-&-play controller connects directly into the stock OEM wiring harness under the seat with no need to splice any wires. Adds optional pulsating brake light function. Requires red turn signal lenses or bulbs if you have clear lenses (sold separately).

FOR YAMAHA

Fits: All '04-'14 Road Star 1700 (except Warrior), All '04-'09 V Star 1100, All '04-'16 V Star 650, All '07-'17 V Star 1300, '09-'17 V Star 950, & '11-'17 Stryker

4612 Plug & Play Run-Turn-Brake Controller (ea)

FOR HONDA

Fits: '06-'09 VTX1300C, '06-'09 VTX1300R, '06-'07 VTX1300S, '08-'09 VTX1300T, '05-'07 VTX1800C, '04-'08 VTX1800R, '04-'07 VTX1800S & '07-'08 VTX1800T

4610 Plug & Play Run-Turn-Brake Controller (ea)

Note: Rear running lights on a motor vehicle must be red. Installation of this product may be in violation of FMVSS #108.

TRIPLE WHAMMY™ RUN-TURN-BRAKE LIGHT KIT

Change your stock turn signals into Run-Turn-Brake lights with easy plug-&-play installation. The optional flash mode flashes the taillights when the brakes are hit, catching the attention of anyone behind you. Includes plug-&-play Run-Turn-Brake Controller and replacement lenses or bulbs to update turn signals to red.

FOR HONDA

Fits: '06-'09 VTX1300C/R/S/T, '04-'05 VTX1800R/S & '05 VTX1800C

4604 Triple Whammy™ Run-Turn-Brake Light Kit (kit)

Fits: '02-'04 VTX1800C, '02-'03 VTX1800R, '02-'03 VTX1800S, All '03-'05 VTX1300 & '02-'03 750 Shadow A.C.E.

4601 Triple Whammy™ Run-Turn-Brake Light Kit (kit)

4601



4710



FOR YAMAHA

Fits: All '04-'14 Road Star 1700 (except Warrior), All '04-'09 V Star 1100, All '04-'16 V Star 650, All '07-'17 V Star 1300, '09-'17 V Star 950, & '11-'17 Stryker

4602 Triple Whammy™ Run-Turn-Brake Light Kit (ea)

Note: Installation of this product may be in violation of FMVSS #108. Some applications may require an additional Load Equalizer (P/N 4993, sold separately) for appropriate flashing rate.

UNIVERSAL RUN-TURN-BRAKE CONTROLLER FOR METRIC CRUISERS

This module makes the single filament or single-circuit turn signals on the rear of your bike function as running lights, turn signals, and brake lights. It also provides the optional 3-second pulsing brake light function to aid in catching drivers' attention. The module wires in beneath your seat and works with stock or custom single-circuit turn signals. When using stock or custom turn signals, you will have to use red lenses or clear lenses with red bulbs, sold separately.

FOR MULTI-FIT

Fits: Universal for 12V Applications on Cruiser Models Only

4710 Universal Run-Turn-Brake Controller for Metric Cruisers (ea)

ROUNDIT WIRE WRAP


Add protection and looks. Though tubular in shape, it is actually a flat piece of material with a memory. A wire can be added or joined to an existing harness with no cutting or fishing necessary. Sold in 6-foot lengths.

FOR MULTI-FIT

1995 1/2" Wire Wrap (ea)

1991 3/8" Wire Wrap (ea)

1987 1/4" Wire Wrap (ea)



LOAD EQUALIZERS & ADAPTERS LIGHTING



2208



908



2202



2202



7803



4709



4807



4810

ACCESSORY FUSED TERMINAL

An easy way to add multiple electronic accessories to your bike without stacked battery terminals. Provides 20-amp main fuse protection, one 10-amp fused connection, and two 5-amp fused connections. 3-1/2" long, 1-3/4" wide, 7/8" high.

FOR MULTI-FIT

Fits: Universal 12V Applications

2208 Fused Accessory Terminal (ea)

PULSATING BRAKE CONTROLLERS

Activate brake lights to flash automatically for 3 seconds and then stay on with a single squeeze of your brakes. Does not harm the life of your lights.

FOR MULTI-FIT

Fits: Universal for 12V Applications (Not Compatible with CAN Bus Systems)

908 Universal Pulsating Brake Light Controller (ea)

ACCESSORY SWITCHES FOR MASTER CYLINDER RESERVOIR COVERS

Rated for 12V and up to 10-Amp accessories each, these switches add convenience and style to controlling those extras you add to your motorcycle.

FOR HONDA

Fits: All VTX1300/1800 Models, '09-'17 Fury, '96-'07 VLX600, '10-'16 VT1300 Custom Line, '02-'16 Shadow 750 Models, '96-'04 Magna, '97-99 1100 Ace Tourer, '98-'07 1100 Spirit, '99 1100 Aero, '02-'07 1100 Sabre, '97-'04 Valkyrie (except Rune)

FOR YAMAHA

Fits: '96-'01 Royal Star, '02 Royal Star Venture, '99-'14 Road Star 1600/1700 Models, '02-'09 Road Star Warrior

7803 Chrome (ea)

DIODE KIT FOR METRIC BIKES WITH A SINGLE TURN SIGNAL INDICATOR LIGHT ON DASH

Required when installing L.E.D. lights as turn signals on a motorcycle with a single turn signal indicator light on your dash. If not installed, all turn signals will flash at once.

FOR MULTI-FIT

Fits: All Models with Single Turn Indicator Bulb on Dash

4709 Diode Kit (ea)

Note: Recommended when incandescent signal bulbs are replaced with L.E.D. signals.

UNIVERSAL DRIVING LIGHT WIRING RELAY KITS

Eliminate the risk of overloading and damaging existing circuits on your bike by adding an independent fused relay circuit to power your driving lights or other accessories.

FOR MULTI-FIT

Fits: 7/8", 1", or 1-1/4" Handlebars

2202 Driving Light Wiring & Relay Kit with Handlebar Mounted Switch, Chrome (ea)

Fits: Universal 12V Applications

2328 Wiring & Relay Kit with Rocker Switch (pr)

LOAD EQUALIZERS

These load equalizers work great in custom applications where OEM turn signals have been removed and replaced with low-draw L.E.D. or small incandescent turn signals.

FOR MULTI-FIT

Fits: Universal 12v Applications

4807 4-Amp (ea)

Fits: Universal Load Equalizer for use when stock turn signals are replaced with L.E.D. or other low-draw lights. One required for each pair of lights.

4810 2 Amp Load Equalizer (ea)

NEW

FEATURED BIKES

COLLECTIONS

FOR METRIC CRUISER

Audio

Lighting

Accessory Mounts

Handlebar Controls, Grips & Mirrors

Pegs & Foot Controls

Covers, Trims & Accents

Air Cleaners

Touring & Comfort

FOR GOLD WING

LUGGAGE, ORGANIZERS & STORAGE COVERS

INDEX

LIGHTING CUSTOM TAILLIGHTS & TURN SIGNALS



UNIVERSAL LOW-PROFILE TOMBSTONE TAILLIGHT

Thin, low-profile housing with L.E.D. run-brake function. The Tombstone Taillight with Turn Signal Mount includes a complete run-brake L.E.D. taillight, chrome base plate turn signal mount with built-in license plate light and a removable license plate bracket. The turn signal mount requires our sleek Silver Bullets (P/N 1650, sold separately).

FOR YAMAHA

Fits: '99-'03 Road Star, '99-'09 V Star 1100 Classic, '98-'10 V Star 650 Classic.

FOR KAWASAKI

Fits: '03-'08 Vulcan 1600 Classic/Nomad (requires Turn Signals, P/N 1650, sold separately.)

4992 With Turn Signal Mount, Chrome (ea)

FOR MULTI-FIT

Fits: Universal 12V Custom Applications

4990 Chrome (ea)

Note: Installation of this product may be in violation of FMVSS #108.



BULLET LIGHT FRONT TURN SIGNAL CONVERSION KIT


Great-looking bullet turn signals with incandescent bulbs in a 2-1/4" diameter housing with dual-circuit functionality. Mounting provides an ultra clean installation to fork, light bar or other universal applications. A perfect match to Kuryakyn Rear Bullet Lights and Light Bars for a great look front to back!

FOR MULTI-FIT

Fits: Universal Applications for Mounting with 5/16" or 3/8" Mounting Bolt, Compatible with Kuryakyn P-Clamps or Two-Piece Fork Mounts

5011 Chrome (pr)

Note: Kit includes smoke lenses with amber incandescent bulbs.



UNIVERSAL RED SINGLE CIRCUIT TURN SIGNALS WITH SMOKED LENSES

Replace your stock rear turn signals with these perfectly sized 2-1/4" bullets. The 1" long universal mount keeps these lights tucked close to your bike for a smooth, clean look. Includes large and small rubber mount adapters for easy installation.

FOR MULTI-FIT

Fits: Universal Application for Mounting with a 5/16" Mounting Bolt; Not for Replacement of O.E.M. L.E.D. Turn Signals

5032 Chrome (pr)

Note: Kit includes smoke lenses with red incandescent bulbs.



RAZOR EYES

Ultra bright L.E.D.'s wrapped in a 2-7/8" long by 7/8" tall chromed metal housing. Available as single function or triple function amber turn signals and red Run-Brake light.

FOR MULTI-FIT

Fits: Universal: 12V Applications. Mounts with M10-1.5 x 25mm Mounting Stud

2505 Single Function Razor Eyes, Amber, Chrome (pr)

2506 Triple Function Razor Eyes, Red & Amber, Chrome (pr)



Note: Not compatible with Run-Turn-Brake controllers. Some applications may require use of a load equalizer (sold separately).

CUSTOM TAILLIGHTS & TURN SIGNALS LIGHTING

SKELETON HAND TURN SIGNALS

ECE approved for a chilling combination of style and function. Each coffin-shaped housing contains 18 individual single-function amber L.E.D.s for maximum light output.

FOR MULTI-FIT

Fits: 12V Applications. Mounts with M8-1.25 x 20mm Mounting Stud

- 2527 Black Stem & Black Heads, Satin Black (pr)
- 2528 Chrome Stem & Black Heads, Chrome & Black (pr)
- 2529 Black Stem & Chrome Heads, Black & Chrome (pr)

Note: Some applications may require use of a load equalizer (sold separately).

TORPEDO L.E.D. LIGHTS

Single-function amber versions serve as L.E.D. turn signal indicators up front. Multi-function versions are designed for rear use only and feature three independent red and amber circuits that allow the units to serve as run-turn-brake lights. ECE approved, all versions measure 70mm long x 45mm in diameter (2.75" x 1.75"), have clear lenses and utilize M10-1.5mm x 25mm mounting studs to allow for easy mounting.

FOR MULTI-FIT

Fits: Universal: 12V Applications. Mounts with M10-1.5 x 25mm Mounting Stud

- 2509 Rear - Amber/Red Indicator Lights, Run-Turn-Brake, Matte Black (pr)
- 2507 Rear - Amber/Red Indicator Lights, Run-Turn-Brake, Chrome (pr)
- 2508 Front - Amber Indicator Lights, Turn Only, Chrome (pr)
- 2510 Front - Amber Indicator Lights, Turn Only, Matte Black (pr)

Note: Some applications may require use of a load equalizer (sold separately). P/N's 2507 & 2509 are not compatible with Run-Turn-Brake Controllers.

SUPER BRIGHT L.E.D. MINI BULLETS

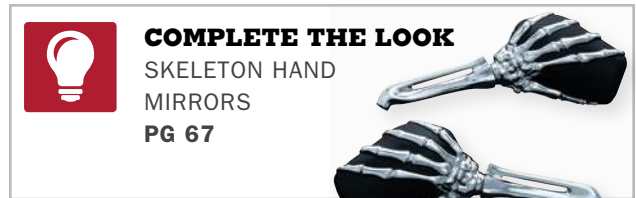

Great as marker lights or auxiliary turn signals. Their intensity greatly exceeds their small size. Unique 3/8" hollow bolt mounting hardware provides a very clean installation. When not lit, lenses appear smoked. Can also be used with our Adapter Studs (P/N 2288, 2289).

FOR MULTI-FIT

Fits: Universal: 12V Applications. Mounts with 3/8"-16 Mounting Stud

- 2500 Amber, Chrome (pr)
- 2501 Red, Chrome (pr)
- 2504 Amber, Gloss Black (pr)

Note: Some applications may require use of a load equalizer (sold separately).



FOR METRIC CRUISER

NEW

FEATURED BIKES

COLLECTIONS

FOR METRIC CRUISER

Audio

Lighting

Accessory Mounts

Handlebar Controls, Grips & Mirrors

Pegs & Foot Controls

Covers, Trims & Accents

Air Cleaners

Touring & Comfort

FOR GOLD WING

LUGGAGE, ORGANIZERS & STORAGE COVERS

INDEX

LIGHTING CUSTOM TAILLIGHTS & TURN SIGNALS



KURYAKYN BY KELLERMANN BULLET ATTO

This pint-sized powerhouse features Kellermann's EXtranz® (Extreme Optical Transparency) and HighPower L.E.D. technology with Long Life Protection Guard® to significantly increase rider visibility.

- Sold individually
- Amber (Front or Rear): Amber turn signal (2-wire)
- Red/Red (Rear): Red run-brake (3-wire)
- 10mm Diameter x 14mm Length with 7.8mm Lens
- Metal housing and glass lens in clear or dark (smoke)



FOR MULTI-FIT

Fits: Universal 12V Applications. Not DOT/FMVSS 108 Compliant

2535 Amber, Satin Black (ea)

2570 Dark, Amber, Satin Black (ea)

2575 Red/Red, Satin Black (ea)

Note: May require use of a load equalizer (sold separately).



KURYAKYN BY KELLERMANN MICRO RHOMBUS COLLECTION

Sleek and angular metal housings with durable glass lenses and aggressive lines to complement virtually any ride.

- Sold individually, requires specific right/left side fitment (RR = Rear Right, RL = Rear Left, FR = Front Right, FL = Front Left)
- White-Amber (Front only): White running light converts to amber turn signal when activated (3-wire)
- Red-Red-Amber (Rear only): Red running, red brake and amber turn signal (4-wire)
- Amber (Front or Rear): 2-wire turn signal
- High-quality metal housing with durable glass lens in clear or smoke (Dark) styling
- Flexible rubber base helps prevent vibration damage



FOR MULTI-FIT

Fits: Universal 12V Applications. Not DOT/FMVSS 108 Compliant

2538 White/Amber, FL, Chrome (ea)

2539 White/Amber, FR, Chrome (ea)

2540 White/Amber, FL, Satin Black (ea)

2541 White/Amber, FR, Satin Black (ea)

2542 Red/Red/Amber, RR, Chrome (ea)

2543 Red/Red/Amber, RL, Chrome (ea)

2544 Red/Red/Amber, RR, Satin Black (ea)

2545 Red/Red/Amber, RL, Satin Black (ea)

2547 Dark, Red/Red/Amber, RL, Satin Black (ea)

2546 Dark, Red/Red/Amber, RR, Satin Black (ea)

2548 Extreme, Amber, FL/RR, Chrome (ea)

2549 Extreme, Amber, FR/RL, Chrome (ea)

2551 Extreme, Amber, FL/RR, Satin Black (ea)

2550 Extreme, Amber, FR/RL, Satin Black (ea)

Note: May require use of a load equalizer (sold separately).



CUSTOM TAILLIGHTS & TURN SIGNALS LIGHTING

KURYAKYN BY KELLERMANN BULLET 1000 COLLECTION

Patent Pending

A clean, streamlined housing combined with modern L.E.D. innovation produces a powerful package worthy of any motorcycle. Features Kellermann's HPT® (Homogeneous Projection Technology) for uniform, spectacularly bright light output. Available in White-Amber front applications, or Red-Red-Amber rear applications.

- Sold individually
- White-Amber (front only): White halo running light with amber turn signal center (when activated) (3-wire)
- Red-Red-Amber (rear only): Red halo running light, with red brake and amber turn signal center (4-wire)
- HPT®: Homogeneous Projection Technology produces uniform outer ring illumination
- High-quality metal housing with durable glass lens

FOR MULTI-FIT

Fits: Universal 12V Applications. Not DOT/FMVSS 108 Compliant

2552 White/Amber, Chrome (ea)

2553 White/Amber, Satin Black (ea)

2554 Red/Red/Amber, Chrome (ea)

2555 Red/Red/Amber, Satin Black (ea)

Note: May require use of a load equalizer (sold separately).

KURYAKYN BY KELLERMANN MICRO 1000 COLLECTION

The micro 1000 Collection features streamlined oval-shaped metal housings with durable glass lenses available in three applications. HighPower L.E.D. technology with Long Life Protection Guard® delivers maximum L.E.D. lifespan and spectacular brightness.

- Sold individually
- White-Amber (Front only): White running light converts to amber turn signal when activated (3-wire)
- Red-Red-Amber (Rear only): Red running, red brake and amber turn signal (4-wire)
- Amber (Front or Rear): Amber turn signal (2-wire)
- High-quality metal housing with durable glass lens in clear or smoke (Dark) styling
- Flexible rubber base helps prevent vibration damage

FOR MULTI-FIT

Fits: Universal 12V Applications. Not DOT/FMVSS 108 Compliant

2530 White/Amber, Chrome (ea)

2531 White/Amber, Satin Black (ea)

2532 Red/Red/Amber, Chrome (ea)

2533 Red/Red/Amber, Satin Black (ea)

2534 DF Dark, Red/Red/Amber, Satin Black (ea)

2536 Extreme, Amber, Chrome (ea)

2537 Extreme, Amber, Satin Black (ea)

Note: May require use of a load equalizer (sold separately).



FOR METRIC CRUISER

NEW

FEATURED BIKES

COLLECTIONS

FOR METRIC CRUISER

Audio

Lighting

Accessory Mounts

Handlebar Controls, Grips & Mirrors

Pegs & Foot Controls

Covers, Trims & Accents

Air Cleaners

Touring & Comfort

FOR GOLD WING

LUGGAGE, ORGANIZERS & STORAGE COVERS

INDEX

LIGHTING CUSTOM TAILLIGHTS & TURN SIGNALS



Note: Installation of BL 2000 or BL 1000 may require cutting or drilling a 5/8" hole in the end of the grips. Not compatible with Kuryakyn Chrome style throttle bosses that screw to the end of Kuryakyn Grips, other grip end accessories/weights, Heated Grips, Air Reservoir Handlebars, or Throttle Side with Electronic Throttle.

Some applications may require use of a load equalizer (sold separately). Not for heated grips, air reservoir handlebars, or throttle side with electronic throttle.

KURYAKYN BY KELLERMANN BL 2000 COLLECTION

Small, incredibly powerful, and visually unnoticeable when not in use. Activate the indicators for a strikingly bright flashing amber L.E.D. signal that's sure to grab the attention of other motorists. Sleek metal housing with smoke-tinted glass ring is lightweight and unobtrusive, creating a clean look for virtually any handlebar setup.

- Sold individually
- Amber signal for handlebar-end applications only, 2-wire
- Signal is visible from front and rear of motorcycle, depending on handlebar width
- High-quality metal housing with durable glass lens
- Universal for most 12-Volt DC applications
- Includes adapters for secure mounting on most standard handlebars (7/8" & 1")

FOR MULTI-FIT

Fits: Universal: 1" or 7/8" Handlebars with Hollow Bar Ends. Requires 2-3/4" Depth of Open Bar End. H-D: 1" or 7/8" Handlebars with Hollow Bar Ends and OEM, Kuryakyn ISO or Transformer Grips

2558 Chrome (ea)

2559 Satin Black (ea)

KURYAKYN BY KELLERMANN BL 1000 COLLECTION

Bar-end turn signals integrating ultra bright white L.E.D. running lights and amber L.E.D. turn signals in a sturdy aluminum housing that also helps dampen handlebar vibration. The amber turn signal is visible from the front and rear of the motorcycle, depending on handlebar width.

- Sold individually
- White-Amber (front handlebar-end applications only) provides white running light & amber turn signal (3-wire)
- Amber turn signal is visible from front and rear of motorcycle, depending on handlebar width
- Weighted housing helps dampen handlebar vibration
- Kellermann HighPower L.E.D. Technology
- Longlife Protection Guard®: IC controlled, 330 kHz, for max L.E.D. lifespan & brightness, with minimum power draw
- High-quality metal housing with durable glass lens
- Includes all necessary adapters for mounting on most standard handlebars
- Universal for most 12-Volt DC applications
- Engineered in Germany, includes 3-year warranty

FOR MULTI-FIT

Fits: Universal: 1" or 7/8" Handlebars with Hollow Bar Ends. Requires 2-3/4" Depth of Open Bar End. H-D: 1" or 7/8" Handlebars with Hollow Bar Ends and OEM, Kuryakyn ISO or Transformer Grips

2556 Chrome (ea)

2557 Satin Black (ea)

CUSTOM TAILLIGHTS & TURN SIGNALS LIGHTING

KURYAKYN BY KELLERMANN ADAPTERS AND MOUNTS FOR MICRO 1000 AND MICRO RHOMBUS

Optional rigid, rubber and angled mounts/adapters for use with Kuryakyn by Kellermann Micro 1000 and Micro Rhombus turn signals.

FOR MULTI-FIT

Fits: For Mounting micro 1000 or micro Rhombus to Angled Surfaces up to 15-degrees.

2563 Satin Black (ea)

Fits: Replaces Rubber Adapter with Rigid Adapter on micro 1000 and micro Rhombus. Provides M8 x 40mm Threaded Stud.

2564 Chrome (ea)

2565 Satin Black (ea)

Fits: Replacement Rubber Adapter for micro 1000 and micro Rhombus. Provides M8 x 20mm Threaded Stud.

2566 Black (ea)

Fits: Replacement Rubber Adapter for micro 1000 and micro Rhombus. Provides M8 x 40mm Threaded Stud.

2567 Black (ea)

KURYAKYN BY KELLERMANN ADAPTERS AND MOUNTS FOR BULLET ATTO

Simplify the installation of Kuryakyn by Kellermann Bullet Atto turn signals with an assortment of mounts designed for multiple applications.

FOR MULTI-FIT

Fits: Bullet Atto & Bullet Atto Dark. Provides M8 x 20mm Threaded Stud

2568 Black (ea)

Fits: Bullet Atto & Bullet Atto Dark. Provides M8 x 40mm Threaded Stud

2569 Black (ea)

Fits: Bullet Atto & Bullet Atto Dark. Provides M10 x 20mm Threaded Stud

2571 Black (ea)

Fits: Bullet Atto & Bullet Atto Dark. Extends Light 15mm From Mounting Surface.

2572 Black (ea)

Fits: Bullet Atto & Bullet Atto Dark. Allows Mounting to License Plate Brackets; 7" (174mm) Long.

2573 Silver (ea)

Fits: Bullet Atto & Bullet Atto Dark. Allows Mounting to Mirror Studs or Lever Pins on Handlebar Controls.

2574 Silver (pr)



2563



2564



2565



2566



2567



2568



2569



2571



2572



2573



2574



INSTALLING L.E.D.'S?

LOAD EQUALIZERS AVAILABLE
PG 23



NEW

FEATURED BIKES

COLLECTIONS

FOR METRIC CRUISER

Audio

Lighting

Accessory Mounts

Handlebar Controls, Grips & Mirrors

Pegs & Foot Controls

Covers, Trims & Accents

Air Cleaners

Touring & Comfort

FOR GOLD WING

LUGGAGE, ORGANIZERS & STORAGE COVERS

INDEX

LIGHTING CUSTOM TAILLIGHTS & TURN SIGNALS

1647



SILVER BULLETS WITH 3/8"-16 HOLLOW MOUNTING BOLT
Wiring exits the light through the mounting bolt. Includes clear lenses only.

FOR MULTI-FIT

Fits: Universal 12V Applications

- 1645 Amber, Run-Turn Dual Function, Chrome (pr)
- 1647 Red, Run-Turn Dual Function, Chrome (pr)
- 2305 Halogen, 3/8"-16 Hollow Mounting Bolt, Chrome (pr)

Note:

- Halogen Silver Bullets & single function Deep Dish L.E.D. Style Silver Bullets have a single power wire & ground through their mount.
- Dual function Deep Dish L.E.D. Style Silver Bullets have three wires. They cannot be used for run-brake applications because they do not change intensity.
- When installing Halogen Silver Bullets as driving lights we recommend using our Wiring & Relay kits (P/N 2328 or P/N 2202) to avoid overloading the running light circuit.
- There is no need to use a load equalizer with Halogen Silver Bullet kits.
- Installation of this product may be in violation of FMVSS #108 and are not intended to be replacements for stock turn signals.

1645



2305



1648

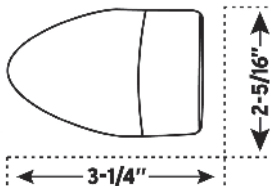
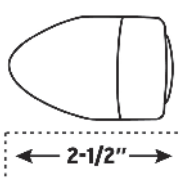


2303



SMALL SILVER BULLET

LARGE SILVER BULLET



SILVER BULLETS WITH 5/16"-18 MOUNTING BOLT
Wiring exits the light through the rear of the housing. Includes clear lenses only.

FOR MULTI-FIT

Fits: Universal 12V Applications

- 1648 Amber, Run-Turn Dual Function, Chrome (pr)
- 2303 Halogen, Chrome (pr)

SMALL SILVER BULLETS WITH SHORT FENDER STRUT MOUNTS
Red deep dish-style reflector L.E.D. Silver Bullets function as turn signals only.

FOR MULTI-FIT

Fits: Universal For Custom Turn Signal Accent Applications - Single Circuit.

- 1650 Chrome (pr)

1650



1650



LICENSE PLATE TURN SIGNAL & MARKER LIGHT MOUNT

This kit offers stock turn signal relocation from the fender to the license plate area, or a convenient place to mount auxiliary custom lights. Includes brackets with a single 3/8" hole, perfect for mounting Silver Bullets or L.E.D. Mini Bullets.

FOR MULTI-FIT

Fits: Universal for most 4" x 7" License Plates - Accepts Most OEM Rear Turn Signals, Kuryakyn Silver Bullets, or P/N 5032 Turn Signals (3/8" Hole & Slot)

- 3155 Chrome (ea)



3155

3155

Note: Not compatible with curved license plate frames.

CUSTOM TAILLIGHTS & TURN SIGNALS LIGHTING

P-CLAMPS

Great for mounting Silver Bullets or other lights to frame tubes or engine guards. Hinged design for easy installation. A flathead screw and the fastener used to attach the accessory aids in a very secure mount. 5/16" mounting hole.

FOR MULTI-FIT

Fits: 39mm or 41mm Tubing

4014 Chrome (ea)

Fits: 1-1/8" or 1-1/4" Tubing

4024 Chrome (ea)

4023 Gloss Black (ea)

Fits: 1-3/8" or 1-1/2" Tubing

4019 Chrome (ea)

Fits: 7/8" or 1" Tubing

4018 Chrome (ea)

Fits: 1-1/2" or 1-5/8" Tubing

4017 Chrome (ea)



Note: Do not use for mounting foot pegs.

TWO-PIECE FORK MOUNTS

Our sturdy, chrome-plated mounts are just the ticket to attach Silver Bullets (or custom lights using 5/16" mounting hardware) to fork tubes. Various sizes are offered to fit most popular models.

FOR METRIC CRUISER

HONDA	CLAMP SIZE	P/N
VT1300 Custom Line (Sabre & Stateline)	41mm	2286
VTX1800C/F/R/S/T w/o Chrome Forks	56mm	2275
VTX1300C	41mm	2286
Shadow 750 Spirit/RS	41mm	2286
Shadow 1100 Spirit	41mm	2286
Shadow 600 VLX	39mm	2285
KAWASAKI		
Mean Streak 1600	54mm	2275
Vulcan 900 Custom	41mm	2286
Vulcan S	41mm	2286
SUZUKI		
M50 or M109	55mm	2275
YAMAHA		
Road Star Warrior	54mm	2275
Stryker	41mm	2286
V Star 1100 Custom	41mm	2286
V Star 650 Custom	41mm	2286
Bolt	41mm	2286
UNIVERSAL		
Universal 49mm	49mm	2287



ADAPTER STUDS

Hollow and threaded 3/8"-16 on one end and 5/16"-24 on the other for mounting Silver Bullets or Mini Bullet lights with 3/8" threaded mounting holes in a 5/16" hole. These come in handy for fender strut applications. The 5/16" diameter end should be cut to length to ensure adequate clearance.

FOR MULTI-FIT

Fits: 3/8"-16 to 5/16"-24 for Mounting Silver Bullets

2288 Adapter Studs, Chrome (pr)

UNIVERSAL FENDER STRUT BULLET LIGHT MOUNTING KIT FOR 3/8" SILVER BULLETS

Specialized hollow mounting studs are 3/8"-16 on one end to thread into the light body, and M8-1.25 on the other end to install in place of a fender strut mounting bolt on most Metric Cruisers. Select any of the Silver Bullets with 3/8"-16 hollow mounting bolts or any L.E.D. Mini Bullets.

FOR MULTI-FIT

Fits: 3/8"-16 to M8-1.25 for Mounting Silver Bullets

2289 Chrome (set)

Note: Mounting kit only, does not include lights.



NEW

FEATURED BIKES

COLLECTIONS

FOR METRIC CRUISER

Audio

Lighting

Accessory Mounts

Handlebar Controls, Grips & Mirrors

Pegs & Foot Controls

Covers, Trims & Accents


Air Cleaners

Touring & Comfort

FOR GOLD WING

LUGGAGE, ORGANIZERS & STORAGE COVERS


INDEX

LIGHTING L.E.D. CONVERSION TAILLIGHTS & TURN SIGNALS


5455




5442



5443




5455



5456



5033



2270



5033



2271

L.E.D. FRONT TURN SIGNAL CONVERSIONS

Amber Illumination for run and turn signal functions.
Includes Load Equalizer.

FOR MULTI-FIT

Fits: Kuryakyn Driving Lights with Turn Signals, P/N's 5001, 5005, 5007, 5009, 5011, 5029 & 5052

5442 Amber Lens, Chrome (pr)

5443 Smoke Lens, Chrome (pr)

5455 Amber Lens, Gloss Black (pr)

5456 Smoke Lens, Gloss Black (pr)

L.E.D. DEEP DISH CHROME BEZELS

These simple-to-install L.E.D.'s are a direct replacement for the stock bulbs and lenses. Select Amber Two Circuit for front applications, or Red Single Circuit for rear applications. Load equalizers are included with each kit.

FOR HONDA

Fits: '02-'05 VTX1800R/S/C & '03-'09 VTX1300R/S/C/T Models, '09-'18 Fury, '10-'16 VT1300 Custom Line, '04-'18 Shadow 750 Models, '02-'03 Shadow Ace 750, '01-'07 Shadow Sabre 1100 (Also Fits Most Other Honda Cruisers Replacing OEM Turn Signal Lens 33401-MBA-612)

FOR KAWASAKI

Fits: '04-'10 Vulcan 2000, '03-'08 Vulcan 1600 Classic/Nomad (Also Fits Other Kawasaki Cruisers Replacing OEM Turn Signal Lenses 23048-0001 or 23048-0002)

5033 Two Circuit, Amber (pr)

DEEP DISH BEZELS WITH LENSES

Installs easily on the stock housing using stock hardware. Smoke versions include appropriate red or amber bulbs. Red and amber versions are also available and retain stock bulbs.

FOR HONDA

Fits: '02-'05 VTX1800R/S/C & '03-'09 VTX1300R/S/C/T Models, '09-'18 Fury, '10-'16 VT1300 Custom Line (Sabre, Stateline & Interstate), '04-'18 Shadow 750 Aero/Phantom/RS, '02-'03 Shadow Ace 750, '01-'07 Shadow Sabre 1100 (Also Fits Most Other Honda Cruisers Replacing OEM Turn Signal Lens 33401-MBA-612)

FOR KAWASAKI

Fits: '04-'10 Vulcan 2000, '03-'08 Vulcan 1600 Classic/Nomad (Also Fits Other Kawasaki Cruisers Replacing OEM Turn Signal Lenses 23048-0001 or 23048-0002)

2270 Deep Dish Bezels with Smoke Lenses & Amber 2-Circuit Bulbs (pr)

2271 Deep Dish Bezels with Smoke Lenses & Red Single-Circuit Bulbs (pr)

2269 Deep Dish Bezels with Amber Lenses (pr)

2268 Deep Dish Bezels with Red Lenses (pr)

LENSES, BEZELS & BULBS LIGHTING

MESH BEZELS

FOR H-D BULLET STYLE TURN SIGNALS

Stainless steel mesh is durable and resists corrosion while protecting the included smoke, amber or red lenses. Socket head cap screws secure lenses and mesh inserts to aluminum bezels that snap into factory bullet turn signal housings for a rugged transformation.



6545



6515

FOR MULTI-FIT

Fits: Universal Turn Signal Kits (P/N 5011 & 5032) & Kuryakyn driving lights with turn signals (P/N 5001 pg 21)

- 6515 Smoke, Chrome (pr)
- 6545 Smoke, Satin Black (pr)
- 6516 Amber, Chrome (pr)
- 6546 Amber, Satin Black (pr)
- 6517 Red, Chrome (pr)
- 6547 Red, Satin Black (pr)



6515



6546

DEEP DISH BEZELS WITH LENSES FOR BULLET TURN SIGNALS

Snap-on installation. Retains stock bulbs and housings.

FOR MULTI-FIT

Fits: Universal Turn Signal Kits (P/N 5011 & 5032) & Turn Signal Bars (P/N's 2098, 3000 & 5405)

- 2107 Smoke Lens, Chrome (pr)
- 5480 Smoke Lens, Gloss Black (pr)
- 2108 Amber Lens, Chrome (pr)
- 5481 Amber Lens, Gloss Black (pr)
- 2109 Red Lens, Chrome (pr)
- 5482 Red Lens, Gloss Black (pr)



2108



5480

5481

5482

Note: Colored bulbs sold separately.

CLEAR & RED REPLACEMENT TURN SIGNAL LENSES

Direct replacement lenses in either Red or Clear. For Clear lenses, simply select either amber or red bulbs and you are on your way.

FOR YAMAHA

Fits: All V Star 650 & 1100 Models, All Road Star Models (except Warrior) & All '99-'11 Royal Star Models

- 2267 Red (pr)
- 2266 Clear (pr)



2266

2267


FOR YAMAHA

Fits: All V Star 950/T, All V Star 1300/T, All '08-'17 Raider, Stryker and Bolt Models

FOR KAWASAKI

Fits: All '06-'17 Vulcan 900 Models, '02-'08 Vulcan 1500/1600 Mean Streak Models only

- 2265 Clear (pr)




2265

FOR SUZUKI

Fits: '05-'18 Boulevard C/M50 (all Models), '05-'18 C90 (all Models), '09-'18 M90, '06-'18 M109 (all Models), & '08-'13 C109 Models

- 2264 Clear (pr)



2264

Note: All clear turn signals require colored bulbs that your bike may or may not have. Amber front, and amber or red rear.

FOR METRIC CRUISER

NEW

FEATURED BIKES

COLLECTIONS

FOR METRIC CRUISER

Audio

Lighting

Accessory Mounts

Handlebar Controls, Grips & Mirrors

Pegs & Foot Controls

Covers, Trims & Accents

Air Cleaners

Touring & Comfort

FOR GOLD WING

LUGGAGE, ORGANIZERS & STORAGE COVERS

INDEX

LIGHTING LENSES, BEZELS & BULBS



REPLACEMENT 3" HALOGEN LAMP FOR KURYAKYN 5000 SERIES DRIVING LIGHTS

Replace a damaged driving lamp with the original H3 Halogen lamp.

FOR MULTI-FIT

Fits: Direct Replacement for Kuryakyn 5000 Series Driving Lights

5083 Replacement Halogen Lamp for Kuryakyn 5000 Series Driving Lights, White (ea)

Note: Includes one replacement lamp.

COLORED TURN SIGNAL BULBS

Just the ticket for bikes with clear or smoke turn signal lenses.

FOR MULTI-FIT

Fits: 1156 Single-Circuit Applications

4814 Replaces 1156 (ea)

Fits: 1157 Two-Circuit Applications

4813 Replaces 1157 (ea)

FOR HONDA

Fits: '05 VTX1800F and all '06-'08 VTX1800 Models with clear OEM Turn Signal Lenses

FOR YAMAHA

Fits: '08-'17 Raider, '04-'14 Road Star, Road Star Warrior, Stratoliner & Deluxe, Roadliner, '04-'17 V Stars, & '12-'17 Stryker with Clear OEM Turn Signal Lenses

4620 PR21W (ea)

H3 REPLACEMENT BULBS

35-watt H3 replacement bulb.

FOR MULTI-FIT

Fits: H3 Bulb Applications (off road use only)

2229 Super White H3 Bulb, 35 Watt, White (ea)

Note: Direct replacement for Kuryakyn 3" 5000 Series & Constellation Driving Lights.

SUPER WHITE H4 HEADLAMP BULB

Extend visual light range approximately 30%. Extreme white appearance, 5000K color rated. H4 Bulb with p43T base.

FOR MULTI-FIT

Fits: H4 Bulb Applications with p43T Base (off road use only)

2205 60/55 Watt (ea)

SUPER BRIGHT PULSING BULB

Apply the brakes and the bulb pulses rapidly and then remains brightly illuminated as long as the brakes are applied. Sold as a pair or individually.

FOR MULTI-FIT

Fits: Replaces 1157 Bulbs in Run-Brake Taillight & Tour-Pak Applications

925 Super Bright Pulsing Bulb (ea)

Note: Installation of this product may be in violation of FMVSS #108.

SUPER BRIGHT L.E.D. REFLECTOR BULBS FOR SILVER BULLETS

Convert Halogen Silver Bullets (or similar) and enjoy the low draw and low heat benefits of L.E.D.

FOR MULTI-FIT

Fits: Kuryakyn Small Silver Bullet Lights

2225 Small MR11 Type, Red (ea)

Note: A load equalizer is required for installation.

SUPER BRIGHT L.E.D. DEEP DISH REFLECTOR BULBS FOR SILVER BULLETS

Easy replacements for the newer Deep Dish L.E.D. bulb style. May also be used to convert Halogen or older Reflector bulb style Silver Bullets with modifications to mounting hardware.

FOR MULTI-FIT

Fits: Kuryakyn Small Silver Bullet Lights

1653 Small MR11 Type, Amber (ea)

Note: If converting from halogen to L.E.D. a Load Equalizer is required

REPLACEMENT SNAP RINGS FOR BULLET STYLE TURN SIGNALS

Replace a broken L.E.D. bullet turn signal insert snap ring with the original equipment.



5616

FOR MULTI-FIT

Fits: Kuryakyn P/N's 5442 & 5455

5616 Replacement Amber Snap Ring for Bullet Style L.E.D. Turn Signals, Amber (ea)

CLEAR LENSES FOR SILVER BULLETS

Small lenses have 1-7/16" diameter. Large lenses have 2" diameter.



FOR MULTI-FIT

Fits: Kuryakyn Large Silver Bullet Lights

2347 2" Clear Lenses, Clear (pr)

Fits: Kuryakyn Small Silver Bullet Lights

2344 1-7/16" Clear Lenses, Clear (pr)

LENSES, BEZELS & BULBS LIGHTING

L.E.D. BULBS

An inexpensive way to upgrade from incandescent to L.E.D. bulbs. Advantages include low draw, long life, and resistance to vibration. Due to the directional design of these bulbs, it is necessary that the bulb face the lens for proper illumination.

FOR MULTI-FIT

Fits: 1157 Two-Circuit Applications

4818 Red L.E.D. Dual Circuit Bulb, Replaces 1157 (ea)

4816 Amber L.E.D. Dual Circuit Bulb, Replaces 1157 (ea)

Fits: 1156 Single-Circuit Applications

4817 L.E.D. Single Circuit Bulb, Replaces 1156, Amber (ea)

4815 L.E.D. Single Circuit Bulb, Replaces 1156, Red (ea)

Note: A load equalizer is required for installation.



HALOGEN BULBS FOR SILVER BULLETS

Halogen bulbs for use with Kuryakyn Silver Bullets.

FOR MULTI-FIT

Fits: Kuryakyn Large Silver Bullet Lights

2314 Large MR16 Type - 35 Watt (ea)

2313 Large MR16 Type - 20 Watt (ea)

Fits: Kuryakyn Small Silver Bullet Lights

2310 Small MR11 Type - 20 Watt (ea)

Note: 35W bulbs should be used only with clear lenses in driving light applications. Excessive heat may damage colored lens coatings.

REPLACEMENT BULB REFERENCE GUIDE

FOR METRIC CRUISER

HONDA	H-4 HEADLIGHT	1157 FRONT TURN SIGNAL	1156 REAR TURN SIGNAL	PR21W REAR TURN SIGNAL	1157 BRAKE LIGHT
VTX1800C/F/R/S/T/N	All '02-'08	All '02-'05 R/S/C	All '02-'05 R/S/C	All '06-'08, &'05 F	All '02-'08 R/S/T/C
VTX1300C/R/S/T	All '03-'09	All '03-'09	All '03-'09	N/A	All '03-'09
Shadow 750 Aero	All '04-'18	All '04-'18	All '04-'18	N/A	All '04-'18
KAWASAKI					
Mean Streak 1600	All '04-'08	All '04-'08	All '04-'08	N/A	All '04-'08
Vulcan 1600	All '03-'08	All '03-'08	All '03-'08	N/A	All '03-'08
Vulcan 2000	All '04-'10	All '04-'10	All '04-'10	N/A	N/A
Vulcan 900	All '06-'18	All '06-'18	All '06-'18	N/A	All '06-'18
SUZUKI					
M50	All '05-'09, '13-'18	All '05-'09, '13-'18	All '05-'09, '13-'18	N/A	N/A
M109	All '06-'09, '13-'18	All '06-'09, '13-'18	All '06-'09, '13-'18	N/A	N/A
YAMAHA					
Road Star 1600/1700 (except Warrior)	All '99-'14	All '99-'03	All '99-'03	All '99-'14	All '99-'03
V Star 1100	All '99-'09	All '99-'03	All '99-'03	All '04-'09	All '99-'09
Raider	All '08-'17	N/A	N/A	All '08-'17	N/A
V Star 1300	All '07-'17	N/A	N/A	All '07-'17	All '07-'17
V Star 950	All '09-'17	N/A	N/A	All '09-'17	All '09-'17
V Star 650	All '98-'16	All '98-'03	All '98-'03	All '04-'16	All '98-'16

FOR METRIC CRUISER

NEW

FEATURED BIKES

COLLECTIONS

FOR METRIC CRUISER

Audio

Lighting

Accessory Mounts

Handlebar Controls, Grips & Mirrors

Pegs & Foot Controls

Covers, Trims & Accents

Air Cleaners

Touring & Comfort

FOR GOLD WING

LUGGAGE, ORGANIZERS & STORAGE COVERS

INDEX

LIGHTING ACCENT LIGHTING



5066

BLUETOOTH® CONTROLLED SUPER LIZARD® LIGHTS

Kit includes a plug-&-play Bluetooth Controller, 8 Lizard Lights and everything needed to light up your ride conveniently from your Android or iOS operated device. Downloadable app provides the ability to set Solid Color steady illumination, single-color Flash Color with variable rate, or cycle through all 7 available colors in Auto Color mode.

FOR MULTI-FIT

Fits: Kuryakyn Lizard, Super Lizard & Infinity Products

5066 Bluetooth Controlled Super Lizard® Maximus Kit, 8 Lights, Chrome (kit)

5067



BLUETOOTH® CONTROLLER FOR LIZARD LIGHT® & INFINITY PRODUCTS

Cycle through the array of colors on new or existing Lizard Lights, Lighted Velocity Ring, or Infinity Covers from the convenience of your smartphone. Our downloadable app provides the ability to set Solid Color steady illumination, single-color Flash Color with variable rate, or cycle through all 7 available colors in Auto Color.

FOR MULTI-FIT

Fits: Universal 12V Applications: Kuryakyn Lizard, Super Lizard & Infinity Products

5067 Black (ea)

5021



Note: Can-Am Models May Require Power Leads To Be Extended

SUPER LIZARD® LIGHTS

The Chameleon of L.E.D. Lights offers 3 spectacular modes:

- Single Color Steady Illumination
- Single Color Flashing with Variable Rate
- Multiple Color Change with Variable Rate
- Super Lizard Maximus and Starter Kits include standard wire leads typical for illuminating engine area

FOR MULTI-FIT

Fits: Universal 12V Applications: Kuryakyn Lizard, Super Lizard & Infinity Products

5021 Super Lizard® Maximus Kit, 8 Lights (kit)

5022 Super Lizard® Starter Kit, 4 Lights (kit)

5023 Super Lizard® Expansion Kit, 2 Lights (kit)

5022



5023



LONG LIZARD® LIGHTS

8" low-profile L.E.D. light strips will flex to a maximum 10" radius and fit perfectly under most tanks and saddlebags. Includes two lights with 12 L.E.D.'s per light. Simple plug-&-play wiring makes installation easy.

FOR MULTI-FIT

Fits: Universal 12V Applications: Kuryakyn Lizard, Super Lizard & Infinity Products

5025 Long Lizard® Expansion Kit, 2 Lights (kit)

5025



REMOTE CONTROL FOR LIZARD LIGHT & INFINITY PRODUCTS

This remote control allows you to turn the lights on and off, select steady-on, flash, or paint mode, and adjust rate-of-flash or rate-of-change in paint mode. Each kit includes switch receiver and one remote control.

FOR MULTI-FIT

Fits: Universal 12V Applications: Kuryakyn Lizard, Super Lizard, Velocity Ring & Infinity Products

4799 Remote Control for Lizard® Lights, Red (ea)

1305 Replacement Lizard® Light Remote Control Fob (ea)


4799



Note: Can-Am Models May Require Power Leads To Be Extended

Top Seller

7 Colors in one!



5066
5068
Green



Red



Yellow



Ice



Light Blue



Dark Blue



Purple



5068

LIGHTED VELOCITY RING

FOR KURYAKYN, BAHN & CRUSHER AIR CLEANERS

Fifteen bright L.E.D.s offer maximum light output from beneath any Crusher or Kuryakyn air cleaner cover. Choose Solid Color illumination, Flash Color, or cycle through all 7 color options with Auto Color. Requires Standard or Bluetooth® Lizard Lights Controller, sold separately.

FOR MULTI-FIT

Fits: Kuryakyn Hyperchargers, Mach 2, Mach 2 Co-AX, Crusher Maverick & Bahn Air Cleaners

5068 Clear (ea)

Note: Requires drilling into air cleaner backing plate to route wiring. Multi-Fit: Controller not included. Can be added to existing Lizard Light Kits or Infinity Products.



5068



NEW

FEATURED BIKES

COLLECTIONS

FOR METRIC CRUISER

Audio

Lighting

Accessory Mounts

Handlebar Controls, Grips & Mirrors

Pegs & Foot Controls

Covers, Trims & Accents

Air Cleaners

Touring & Comfort

FOR GOLD WING

LUGGAGE, ORGANIZERS & STORAGE COVERS

INDEX

LIGHTING ACCENT LIGHTING



5043

SKINNI MINI™

ULTRA BRIGHT L.E.D. STRIP LIGHTS

These dazzling side-emitting L.E.D.'s are great for mounting along fender lines, saddlebags, under body lines—virtually anywhere! Fully flexible and can also be cut down for custom applications.

5043



FOR MULTI-FIT

Fits: Universal 12V Applications for Hard-wire Installation (Headlights, Fairing Edges & Under Tank)

5043 White (ea)



4702

FOUR L.E.D. ACCENT LIGHTS

Use as accent lights or auxiliary turn signals. Chrome housing is 1-1/2" long, 3/4" wide, and 1/2" tall with two screw holes. Each light has two 6" wire leads that can be spliced into any 12-volt circuit.

FOR MULTI-FIT

Fits: Universal 12V Applications, Hard Wire Installation

4703 Amber (ea)

4702 Red (ea)



4715

REPLACEMENT COMPONENTS

Super Lizard Lights are not compatible with previous generations of Kuryakyn Accent Lighting.

FOR MULTI-FIT

Fits: Kuryakyn Lizard, Super Lizard & Infinity Products



4728

4768 250V, 3 AMP Fuse (pr)

4728 Lizard® Light Replacement Adhesive Pads (set)

4723 24" Extension Wire (pr)

4722 18" Extension Wire (pr)

4721 12" Extension Wire (pr)

4720 9" Extension Wire (pr)

4719 6" Extension Wire (pr)

4718 3" Extension Wire (pr)

4717 Double Female Connector (pr)

5081 Replacement Single Lizard® Light, Chrome (ea)



4728



4712

Fits: Universal 12V Applications: Kuryakyn Lizard, Super Lizard & Infinity Products

4716 Double Male Connector (pr)

4715 Switch Controller (ea)

4712 Y Connector (pr)

ACCESSORY MOUNTS



FOR METRIC CRUISER

DEVICE MOUNTING SYSTEMS 40

DEVICE CHARGERS 43

DRINK HOLDERS 44



TECH-CONNECT

DEVICE MOUNTING SYSTEMS

Easily mount & secure an iPhone®, iPod®, smartphone, GPS or small device in just seconds. An adjustable swivel head allows movement for perfect positioning and disconnecting in seconds!



1698




1788



1676



1797



1798

TECH-CONNECT

CLUTCH OR BRAKE PERCH MOUNT

TECH-CONNECT® DEVICE MOUNTING SYSTEM

FOR HONDA

FOR YAMAHA

FOR KAWASAKI

FOR SUZUKI

Fits: Universal for Clutch or Brake Perch Mounting - See Fitment Chart, pg 46

1698 Standard Cradle - Standard Mount, Black (kit)

1676 Large Cradle - Standard Mount, Black (kit)

1788 Standard Cradle - Premium Mount, Chrome (kit)

Note: Not for use with Kuryakyn Master Cylinder or Clutch Perch Covers that cover perch mounting bolts.

TECH-CONNECT

MIRROR MOUNT

TECH-CONNECT® DEVICE MOUNTING SYSTEM

FOR HONDA

FOR YAMAHA

FOR KAWASAKI

FOR SUZUKI

Fits: Universal for Under Mirror Stem Mounted on Clutch or Brake Perch - See Fitment Chart, pg 46

1798 Standard Cradle, Chrome & Black (ea)

1797 Pouch, Chrome & Black (ea)

Note: Holds devices measuring 1-5/8" to 3-5/8" wide. Multi-Fit: Not suggested for mirrors that mount below master cylinders.

TECH-CONNECT

BAR MOUNT

TECH-CONNECT® DEVICE MOUNTING SYSTEM

FOR MULTI-FIT

Fits: 7/8", 1" & 1-1/4" Diameter Bars, Holds devices measuring 1-5/8" to 3-5/8" wide.

1699 Standard Cradle, Black (kit)

4128 Pouch, Black (ea)

WATER RESISTANT DEVICE STORAGE

Constructed from water-resistant zippers and Tarpaulin material with sealed seams for maximum protection from the elements. Touchscreen-friendly without removing device from pouch, and the pivot plate mates with any standard Kuryakyn Tech-Connect™ or accessory mounts. Fits most standard-sized devices.

- Standard Cradle holds devices measuring 1-5/8" to 3-5/8" wide.
- Large Cradle holds devices measuring 3-5/8" to 6" wide.

FOR MULTI-FIT

Fits: Mounts to Kuryakyn Accessory and Tech-Connect® Accessory Mounts (Accessory Mounts Sold Separately)

5207 Black (ea)

TECH-CONNECT® DEVICE HOLDERS

The most secure universal holder on the market. Dual screw clamping to quickly and securely hold your device, with integrated rubber pads to eliminate slippage.

FOR MULTI-FIT

Fits: Kuryakyn Tech-Connect Accessory Mounts

1694 Large, Black (ea)
Note: Holds devices measuring 1-5/8" to 6" wide

1693 Standard, Black (ea)
Note: Holds devices measuring 3-5/8" to 3-5/8" wide - Perfect for smartphones

Note: Requires Accessory Mount for installation. Sold separately.

UNIVERSAL ACCESSORY POUCHES

Retain full use of touch-screen devices. Mounts via Tech-Connect Accessory Mounts or onto bars measuring 3/4" to 1-3/4" with included Quick Detach Rubber Strap.

FOR MULTI-FIT

Fits: 3/4" to 1-3/4" Bars & Tech-Connect Accessory Mounts

1478 Small Accessory Pouch, Black (ea)
Note: 3-1/2" Tall x 2-1/4" Wide x 3/4" Deep

4124 Large Accessory Pouch, Black (ea)
Note: 6-3/4" Tall x 3-3/4" Wide x 3/4" Deep

4195 Extra Large Accessory Pouch, Black (ea)
Note: 4-1/4" Tall x 6-1/4" Wide x 3/4" Deep

4127 Tech-Connect® Pouch, Black (ea)
Note: 5-1/2" Tall by 3-1/2" Wide



FOR METRIC CRUISER

NEW

FEATURED BIKES

COLLECTIONS

FOR METRIC CRUISER

Audio

Lighting

Accessory Mounts

Handlebar Controls, Grips & Mirrors

Pegs & Foot Controls

Covers, Trims & Accents

Air Cleaners

Touring & Comfort

FOR GOLD WING

LUGGAGE, ORGANIZERS & STORAGE COVERS

INDEX

ACCESSORY MOUNTS DEVICE MOUNTING SYSTEMS

Multiple styles & convenient mounting locations!



TECH-CONNECT

HANDLEBAR ACCESSORY MOUNTS

FOR MULTI-FIT

Fits: 1" Diameter Bars

1680 Premium XL, Chrome (ea)

1677 Premium, Black & Chrome (ea)

Note: Will Fit 7/8" Bars with Adapter Kit 1786

Fits: 1-1/4" Diameter Bars

1681 Premium XL, Chrome (ea)

1678 Premium, Black & Chrome (ea)

Fits: 7/8", 1" & 1-1/4" Diameter Bars

1671 Standard, Black (ea)

Note: Holds devices measuring 1-5/8" to 3-5/8" wide. Ideal for iPhones and smartphones.



TECH-CONNECT

CLUTCH OR BRAKE PERCH ACCESSORY MOUNTS

FOR HONDA

FOR YAMAHA

FOR KAWASAKI

FOR SUZUKI

Fits: Universal for Clutch or Brake Perch Mounting - See Fitment Chart, pg 46

1682 Premium XL, Chrome (ea)

1679 Premium, Black & Chrome (ea)

1672 Standard, Black (ea)

TECH-CONNECT

WINDSHIELD ACCESSORY MOUNT

Discreet mounting plate with standard 4-hole AMPS pattern and included hook-&-loop straps. Accepts most belt clips.

FOR MULTI-FIT

Fits: Universal for Aftermarket Fairings & Windshields Using a 1/4", M6 or Smaller Fastener for Mount

1674 Standard, Black & Chrome (ea)

Note: May require longer mount Bolt, not included.

TECH-CONNECT

MIRROR STEM ACCESSORY MOUNT

Mounting plates feature standard 4-hole AMPS pattern. Features chrome mount with black pivot mounting plate - 2-3/8" x 1-7/8".

FOR MULTI-FIT

Fits: Universal for Under Mirror Stem Mounted on Clutch or Brake Perch - See Fitment Chart, pg 46

1799 Premium, Chrome & Black (ea)

Note: Not suggested for mirrors that mount below master cylinders.



DEVICE CHARGERS ACCESSORY MOUNTS

ELECTRICAL POWER POINT

Keep your cell phone, GPS, air pump or any other electrical device charged while on the road. Comes with cigarette lighter and everything you need to connect directly to your battery with an inline fuse and a quick disconnect.

FOR HONDA

FOR YAMAHA

FOR KAWASAKI

FOR SUZUKI

Fits: Universal for Clutch or Brake Perch Mounting - See Fitment Chart, pg 46

1483 Electrical Power Point, Chrome (ea)



Charge your device on the road!

FOR MULTI-FIT

Fits: 1" Bars

1423 1" Clamp, Chrome (ea)

Note: Will Fit 7/8" Bars with Adapter Kit 1786

Fits: 1-1/4" Bars

1476 1-1/4" Clamp, Chrome (ea)



REPLACEMENT COMPONENTS FOR ELECTRICAL POWER POINT

FOR MULTI-FIT

Fits: For use with Kuryakyn Electrical Power Points, P/N's 1476 & 1483

5619 Replacement Cigarette Element for Electrical Power Points (ea)



USB POWER SOURCE

Two USB ports (bottom = 1.0A and top = 2.1A) provide enough output for charging any modern device, including tablets. Mount anywhere you choose including inside your tour trunk, on the dash, or on your handlebars.

FOR MULTI-FIT

Fits: Universal for 12V Applications - Requires 1" x 1" Flat Surface or 1" of Straight Section on 1" Bar for Mounting (Connects Directly to Battery with In-line Fuse)

1688 Chrome (ea)

1703 Satin Black (ea)



EQUIPPED TO MOUNT BOTH ON BARS OR FLAT AREAS

L.E.D. BATTERY GAUGE

An array of L.E.D.'s indicate operating voltage of the bike's electrical system with simple two-wire connection.



FOR MULTI-FIT

Fits: Universal Fitment for 12V Applications

4219 Chrome (ea)

4218 Black (ea)



FOR METRIC CRUISER

NEW

FEATURED BIKES

COLLECTIONS

FOR METRIC CRUISER

Audio

Lighting

Accessory Mounts

Handlebar Controls, Grips & Mirrors

Pegs & Foot Controls

Covers, Trims & Accents

Air Cleaners


Touring & Comfort

FOR GOLD WING

LUGGAGE, ORGANIZERS & STORAGE COVERS

INDEX

ACCESSORY MOUNTS DRINK HOLDERS



MESH BASKET UNIVERSAL DRINK HOLDERS

Fingers firmly grasp onto various-sized containers to keep your drink in the mesh holder and not on you! Quick-detach thumbscrew mount leaves a simple clamp when not in use.

FOR HONDA

FOR YAMAHA

FOR KAWASAKI

FOR SUZUKI

Fits: Universal for Clutch or Brake Perch Mounting - See Fitment Chart, pg 46

1462 For Perch Mount, Chrome (ea)

1738 For Perch Mount, Gloss Black (ea)

FOR MULTI-FIT

Fits: Universal for Under Mirror Stem Mounted on Clutch or Brake Perch - See Fitment Chart, pg 46

1791 For Mirror Mount, Chrome & Black (ea)

Note: Not suggested for mirrors that mount below master cylinder.

1422 For 1" Bars, Chrome (ea)

Note: Will Fit 7/8" Bars with Adapter Kit 1786

1729 For 1" Bars, Gloss Black (ea)

Note: Will Fit 7/8" Bars with Adapter Kit 1786

1475 For 1-1/4" Bars, Chrome (ea)

STAINLESS STEEL MUG DRINK HOLDERS

The 3" Chrome Ring mounts on handlebars or clutch and brake perch mounts, and the quick-detach thumbscrew leaves a simple clamp when not in use.

FOR HONDA

FOR YAMAHA

FOR KAWASAKI

FOR SUZUKI

Fits: Universal for Clutch or Brake Perch Mounting - See Fitment Chart, pg 46

1463 For Perch Mount, Chrome (ea)

FOR HONDA

FOR YAMAHA

FOR KAWASAKI

FOR SUZUKI

Fits: Universal for Under Mirror Stem Mounted on Clutch or Brake Perch - See Fitment Chart, pg 46

1792 For Mirror Mount, Chrome (ea)

FOR MULTI-FIT

1464 For 1" Bars, Chrome (ea)

Note: Will Fit 7/8" Bars with Adapter Kit 1786

1477 For 1-1/4" Bars, Chrome (ea)

DRINK HOLDERS ACCESSORY MOUNTS

1790



BEVERAGE CARRIER UNIVERSAL DRINK HOLDERS

Easy on, easy off snap design PVC leather Beverage Carrier holds most cups, cans or bottles, and is collapsible for storage. Additionally, the quick-detach thumbscrew mount leaves a simple clamp when not in use. Drink Ring has 3" inside diameter.

FOR HONDA

FOR YAMAHA

FOR KAWASAKI

FOR SUZUKI

Fits: Universal for Clutch or Brake Perch Mounting - See Fitment Chart, pg 46

1500 For Perch Mount, Chrome (ea)

FOR MULTI-FIT

1488 For 1" Bars, Chrome & Black (ea)
Note: Will Fit 7/8" Bars with Adapter Kit 1786

1489 For 1-1/4" Bars, Chrome & Black (ea)

Fits: Universal for Under Mirror Stem Mounted on Clutch or Brake Perch - See Fitment Chart, pg 46

1790 For Mirror Mount, Chrome & Black (ea)

Note: Not suggested for mirrors that mount below master cylinders.

SNAP-N-GO™ DRINK HOLDERS

Made from injection-molded polycarbonate, these affordable drink holders securely snap on for mounting. When removed it leaves an unobtrusive stud or a small clamp and stud. Includes 1" Bar Mount and Perch Mount for multiple mounting options.

FOR MULTI-FIT

Fits: Universal for Clutch or Brake Perch Mounting - See Fitment Chart, pg 46

1486 Stainless Mug, Black (ea)

1487 Basket, Black (ea)

1460 Beverage Carrier, Black (ea)

1500

Top
Seller



1790



1488



1487

1460



1486



PASSENGER DRINK HOLDER WITH MESH BASKET

Keep passengers happy and hydrated with this convenient beverage holder that mounts to the left or right grab rails. Includes durable stamped steel mount and mesh drink holder with incorporated rubber fingers to accept containers up to 3-1/4" diameter.

FOR CAN-AM®

Fits: Can-Am: '10-'17 Spyder RT models

1785 Chrome (ea)



1785

FOR METRIC CRUISER

NEW

FEATURED BIKES

COLLECTIONS

FOR METRIC CRUISER

Audio

Lighting

Accessory Mounts

Handlebar
Controls, Grips
& Mirrors

Pegs & Foot
Controls

Covers, Trims
& Accents

Air Cleaners

Touring
& Comfort

FOR GOLD WING

LUGGAGE,
ORGANIZERS &
STORAGE COVERS

INDEX

ACCESSORY MOUNTS DRINK HOLDERS



7/8" HANDLEBAR ADAPTER KIT

This two-piece shim kit affixes to 7/8" diameter handlebars for installation of any 1" clamp mount.

FOR MULTI-FIT

1786 For 7/8" Bars, Silver (ea)



MOUNTING HARDWARE & COMPONENTS FOR ACCESSORY MOUNTS & DRINK HOLDERS

Premium chrome mounting hardware for your accessory mount or drink holder.


FOR MULTI-FIT

Fits: Universal for Clutch or Brake Perch Mounting - See fitment chart below

1472 For Clutch or Brake Perch Mount Kit, Chrome (ea)



1420 For 1" Bars, Chrome (ea)
Note: Will Fit 7/8" Bars with Adapter Kit 1786



2791 For 1" Bars, Satin Black (ea)
Note: Will Fit 7/8" Bars with Adapter Kit 1786



1468 For 1-1/4" Bars, Chrome (ea)

2792 For 1-1/4" Bars, Satin Black (ea)

1415 For 3/4", 5/8", & 1/2" Bars, Chrome (ea)

DRINK HOLDER REPLACEMENT COMPONENTS FOR KURYAKYN DRINK HOLDERS

FOR MULTI-FIT

Fits: Kuryakyn Drink Holders P/N 1422, 1475, 1462

1429 Replacement Mesh Basket for Drink Holder, Black (ea)

Fits: Kuryakyn 3" Diameter Ring-Style Drink Holder

1459 Beverage Carrier Only, Black (ea)

CLUTCH AND BRAKE PERCH FITMENT CHART

HONDA

All VT1300 Custom Line (Sabre, Stateline, Interstate)
All Fury
All VTX1300/1800 Models
Rebel 300/500
Shadow 750 Ace, Aero, Phantom, RS, & Spirit
Shadow 1100
Valkyrie '14-'15

YAMAHA

All Road Star & Warrior Models (Brake Side Only)
All V Star Models (Brake Side Only)
All Venture Models
All Bolt & Stryker Models (Brake Side Only)

KAWASAKI

All Vulcan 900 Models (Brake Side Only)
Vulcan 1500/1600 Including Mean Streak
All Vulcan 2000 (Brake Side Only)

SUZUKI

Boulevard M/C50, C90, M109

MULTI-FIT

Universal for Clutch or Brake Perch Mounting (Bolts Facing The Rider vertical spacing center to center at 1-1/16" to 1-9/16" apart to accept included M6x1 or 1/4-20" bolts)

MIRROR MOUNT FITMENT CHART

HONDA

All Models (Left Side Only)

YAMAHA

All Models (Left Side Only, Except Venture)
Roadliner, Stratoliner & Raider - Left or Right Side

KAWASAKI

All Models (Left Side Only)
1700 Vulcan, Voyager & Vaquero Models - Left or Right Side

SUZUKI

All Models (Left Side Only)

MULTI-FIT

Mirrors that mount on top clutch or brake perch mounts (Not suggested for mirrors that mount below master cylinders)

Note: Drink Holder may mount ahead of handlebars on some applications.

Note: Clutch & Brake Perch Mounts do not install on Yamaha & Kawasaki cable clutch perch or with Kuryakyn Master Cylinder Covers (P/N 9188, 9106, 9187, 7813, 1743 & 1746). for Honda VT1300 Custom Line & Fury, we suggest perch mount drink accessories only for tank clearance.

HANDLEBAR CONTROLS, GRIPS & MIRRORS



FOR METRIC CRUISER

GRIPS 48

CRUISE ASSISTS 54

GRIP ACCESSORIES 56

CONTROL COVERS 59

LEVERS 61

MIRRORS 62

HANDLEBAR CONTROLS, GRIPS & MIRRORS GRIPS

NEW

THRESHER



Unique knurled rubber design & feel

5948

NEW

5948



NEW

5949



THRESHER GRIPS

A small diameter with subtle palm swell delivers a comfortable feel for supreme control while shredding the streets. The unique shark tooth-inspired knurled rubber offers sharp style, awesome grip and all-day vibration-dampening comfort.

SEE FITMENT CHART (PG 50-53) (PR)



6372

KINETIC



6373

KINETIC™ GRIPS

U.S. Patent D725,456; D725,986 & D725,987
Featuring an aluminum body and EPDM rubber to help you ride with less fatigue and more control in a sleek, modern design.

SEE FITMENT CHART (PG 50-53) (PR)

Note: May require removal of any ribs on OEM throttle sleeves.

6232



INTERCHANGEABLE MEDALLIONS

TRANSFORMER™ GRIPS

U.S. Patent D631,725
Chrome grip bodies and sculpted end caps provide a solid feel while contrasting soft black rubber inlays absorb vibration. Interchangeable Widow, Zombie or Maltese Cross Emblems.

SEE FITMENT CHART (PG 50-53) (PR)

GRIPS HANDLEBAR CONTROLS, GRIPS & MIRRORS

RIOT



Rugged from Every Angle!

RIOT GRIPS

Riot grips are all business. MX-styling with a thin profile and soft, durable premium rubber compound together provide complete control and total comfort. Aggressive cast aluminum trim rings deliver rugged style from every angle.

SEE FITMENT CHART (PG 50-53) (PR)

Note: May require removal of any ribs on OEM throttle sleeves.

SPEAR GRIPS

Spear Grips combine distinct style with modern technology for unrivaled comfort and vibration reduction. Proprietary EPDM rubber inserts are embedded into the housing to create the traditional spear design that's guaranteed to turn heads when you're not twisting the throttle.

SEE FITMENT CHART (PG 50-53) (PR)

Note: May require removal of any ribs on OEM throttle sleeves.

ISO®-FLAME GRIPS

Featuring a unique flamed pattern in the soft and cushy raised rubber pads and finished off with a Maltese Cross emblazoned end cap and smooth trim ring for that additional bad attitude.

SEE FITMENT CHART (PG 50-53) (PR)

ISO®-GRIPS

Combining great style and comfort, these grips provide a soft, non-slip surface that dampens operating vibration. Recessed area between the ISO-Pads permits air movement for added comfort in hot weather.




SEE FITMENT CHART (PG 50-53) (PR)

GRIP GLUE FOR KURYAKYN GRIPS

FOR MULTI-FIT

Fits: All Kuryakyn Grips

6152 Grip Glue for Kuryakyn Grips (ea)



TECH TIP

Put the Glue on the grip not the bar

FOR METRIC CRUISER

NEW

FEATURED BIKES

COLLECTIONS

FOR METRIC CRUISER

Audio

Lighting

Accessory Mounts

Handlebar Controls, Grips & Mirrors

Pegs & Foot Controls

Covers, Trims & Accents

Air Cleaners

Touring & Comfort

FOR GOLD WING

LUGGAGE, ORGANIZERS & STORAGE COVERS

INDEX

HANDLEBAR CONTROLS, GRIPS & MIRRORS GRIPS

	YEARS	NEW THRESHER CHROME	NEW THRESHER GLOSS BLACK	RIOT SILVER	RIOT SATIN BLACK
HONDA					
VT1300 Custom Line (All Models)	'10-'16	5948	5949	3584	3585
VTX1800 (All)	'02-'08	5948	5949	3584	3585
VTX1300 (All)	'03-'09	5948	5949	3584	3585
Fury	'09-'18	5948	5949	3584	3585
Rune	'04-'07	5948	5949	3584	3585
Valkyrie (All Models)	'97-'04	--	--	--	--
Valkyrie	'14-'15	5948	5949	3584	3585
Shadow Aero 1100	'98-'03	5948	5949	3584	3585
Shadow Sabre 1100	'00-'07	5948	5949	3584	3585
Shadow Spirit 1100	'97-'07	5948	5949	3584	3585
Shadow Ace Tourer 1100	'98-'03	5948	5949	3584	3585
Shadow 750 (All Models)	'98-'18	5948	5949	3584	3585
VLX 600 & Deluxe	'96-'07	5948	5949	3584	3585
Magna	'94-'04	5948	5949	3584	3585
Rebel 250	'96-'16	5950	5951	3586	3587
KAWASAKI					
Vulcan 2000 (All Models)	'04-'10	5946	5947	--	--
Vulcan 1700 (All Models)	'09-'18	5946	5947	--	--
Vulcan 1600 (All Models)	'03-'08	5946	5947	--	--
Vulcan 1500 (All Models)	ALL	5946	5947	--	--
Mean Streak (All Models)	ALL	5946	5947	--	--
Vulcan 800 (All Models)	'95-'06	5946	5947	--	--
Vulcan 900 (All Models)	'06-'18	5946	5947	--	--
SUZUKI					
M109R & C109 (All Models)	'06-'18	5946	5947	--	--
Intruder LC 1500/Boulevard C90	'98-'09, '13-'18	5946	5947	--	--
Intruder 1400/Boulevard S83	'95-'08	5948	5949	3584	3585
Intruder 800/Boulevard S50	'95-'09	5948	5949	3584	3585
Volusia 800/Boulevard C50	'01-'06	5946	5947	--	--
Marauder 800/Boulevard M50	'01-'09	5946	5947	--	--
Boulevard C50/M50	'07-'18	5946	5947	--	--
Boulevard M90	'09 & '13-'18	5946	5947	--	--
TRIUMPH					
Bonneville	'00-'08	--	--	--	--
Bonneville America EFI & America	ALL	--	--	--	--
Bonneville T100 & EFI	ALL	--	--	--	--
Rocket III & Touring	ALL	--	--	--	--
Speedmaster & EFI	ALL	--	--	--	--
Thrupton 900 EFI	ALL	--	--	--	--
Thunderbird/Storm	'11-'17	--	--	--	--

(Continued on the next page)

GRIPS HANDLEBAR CONTROLS, GRIPS & MIRRORS

FOR METRIC CRUISER

KINETIC CHROME	KINETIC GLOSS BLACK	TRANSFORMER	ISO	ISO GLOSS BLACK	ISO-FLAME	SPEAR CHROME	SPEAR SATIN BLACK
6372	6373	6232	6240	6340	6262	--	--
6372	6373	6232	6240	6340	6262	--	--
6372	6373	6232	6240	6340	6262	--	--
6372	6373	6232	6240	6340	6262	--	--
6372	6373	6232	6240	6340	6262	--	--
--	--	--	6190	--	--	--	--
6372	6373	6232	6240	6340	6262	--	--
6372	6373	6232	6236	6337/6340	6262	--	--
6372	6373	6232	6236	6337/6340	6262	--	--
6372	6373	6232	6236	6337/6340	6262	--	--
6372	6373	6232	6236	6337/6340	6262	--	--
6372	6373	6232	6240	6337/6340	6262	--	--
6372	6373	6232	6236	6337/6340	6262	--	--
6372	6373	6232	6236	6337/6340	6262	--	--
6372	6373	6232	6236	6337/6340	6262	--	--
6367	6368	--	6241	6341	6263	5636	5638
6375	6376	6231	6235	6345	6261	--	--
6375	6376	6233	6235	6345	6261	--	--
6375	6376	6233	6235	6345	6261	--	--
6375	6376	6233	6235	6345	6261	--	--
6375	6376	6231	6235	6345	6261	--	--
6375	6376	6233	6235	6345	6261	--	--
6375	6376	6231	6235	6345	6261	--	--
6375	6376	6233	6235	6345	6261	--	--
6375	6376	6233	6235	6345	6261	--	--
6375	6376	6233	6235	6345	6261	--	--
6375	6376	6233	6235	6345	6261	--	--
6375	6376	6233	6235	6345	6261	--	--
6372	6373	6232	6240	6340	6262	--	--
6372	6373	6232	6240	6340	6262	--	--
6375	6376	6231	6235	6345	6261	--	--
6375	6376	6233	6235	6345	6261	--	--
6375	6376	6233	6235	6345	6261	--	--
6375	6376	6233	6235	6345	6261	--	--
--	--	--	6236	6337	--	--	--
--	--	--	6236	6337	--	--	--
--	--	--	6236	6337	--	--	--
--	--	--	6236	6337	--	--	--
--	--	--	6236	6337	--	--	--
--	--	--	6236	6337	--	--	--
--	--	--	6236	6337	--	--	--

NEW

FEATURED BIKES

COLLECTIONS

FOR METRIC CRUISER

Audio

Lighting

Accessory Mounts

Handlebar Controls, Grips & Mirrors

Pegs & Foot Controls

Covers, Trims & Accents

Air Cleaners

Touring & Comfort

FOR GOLD WING

LUGGAGE, ORGANIZERS & STORAGE COVERS

(Continued on the next page)

INDEX

HANDLEBAR CONTROLS, GRIPS & MIRRORS GRIPS

	YEARS	NEW THRESHER CHROME	NEW THRESHER GLOSS BLACK	RIOT SILVER	RIOT SATIN BLACK
YAMAHA					
Road Star (All Models)	'99-'14	5946	5947	--	--
Road Star Warrior	'02-'09	5946	5947	--	--
V Star 1300 (All Models)	'07-'17	5946	5947	--	--
V Star 1100/650 Classic	'98-'10	5946	5947	--	--
V Star 1100/650 Custom	'98-'16	5946	5947	--	--
V Star 950 (All Models)	'09-'17	5946	5947	--	--
Bolt & Bolt R-Spec	'14-'18	5946	5947	--	--
Roadliner, Stratoliner/Deluxe (All Models)	'06-'14	5946	5947	--	--
Royal Star & Venture	ALL	5946	5947	--	--
Raider	'08-'17	5946	5947	--	--
Stryker	'11-'17	5946	5947	--	--
Virago 750/535/ 250/V Star 250	ALL	5948	5949	3586	3587

CAN-AM					
Spyder RS Models (Non-heated Grips)	'10-'16	5948	5949	3586	3587

MULTI-FIT					
1" Handlebars	N/A	5948	5949	3584	3585
7/8" Handlebars	N/A	5950	5951	3586	3587



6234

ISO



6344

ISO®-GRIPS FOR SPORT BIKES
 Combining great style and comfort, these grips provide a soft, non-slip surface that dampens operating vibration. Recessed area between the ISO-Pads permits air movement for added comfort in hot weather.

FOR SPORT BIKE

Fits: Universal: 7/8" Handlebars with OEM Grips No Longer Than 4-5/8" Typically Found on Sportbike Applications

- 6234 Chrome (pr)
- 6344 Gloss Black (pr)

GRIPS HANDLEBAR CONTROLS, GRIPS & MIRRORS

FOR METRIC CRUISER

KINETIC CHROME	KINETIC GLOSS BLACK	TRANSFORMER	ISO	ISO GLOSS BLACK	ISO-FLAME	SPEAR CHROME	SPEAR SATIN BLACK
6375	6376	6231	6235	6345	6261	--	--
6375	6376	6231	6235	6345	6261	--	--
6375	6376	6231	6235	6345	6261	--	--
6375	6376	6233	6235	6345	6261	--	--
6375	6376	6231	6235	6345	6261	--	--
6375	6376	6231	6235	6345	6261	--	--
6375	6376	6231	6235	6345	6261	--	--
6375	6376	6233	6235	6345	6261	--	--
6375	6376	6231	6235	6345	6261	--	--
6375	6376	6233	6235	6345	6261	--	--
6375	6376	6231	6235	6345	6261	--	--
6367	6368	--	6241	6341	6263	5636	5638

6367	6368	--	6241	6341	6263	5636	5638
6372	6373	6232	6240	6340	6262	--	--
6367	6368	--	6241	6341	6263	5636	5638



NEW

FEATURED BIKES

COLLECTIONS

FOR METRIC CRUISER

Audio

Lighting

Accessory Mounts

Handlebar Controls, Grips & Mirrors

Pegs & Foot Controls

Covers, Trims & Accents

Air Cleaners

Touring & Comfort

FOR GOLD WING

LUGGAGE, ORGANIZERS & STORAGE COVERS

INDEX

HANDLEBAR CONTROLS, GRIPS & MIRRORS CRUISE ASSISTS



CONTOURED ISO®-THROTTLE BOSS™

A Throttle Boss can make the difference between a quick trip and a cross-country adventure. Simple to install and easily adjustable to suit your needs. A larger surface area and pad provides even more comfort than the original design while still easing hand and forearm fatigue.

FOR MULTI-FIT

Fits: All Kuryakyn ISO-Grips, ISO-Flame Grips, Transformer Grips-Right Grip Only

6299 Right Side, Chrome (ea)

6309 Left Side, Chrome (ea)

6318 Right Side, Gloss Black (ea)



ISO®-THROTTLE BOSS™

Added to the popular Kuryakyn ISO-Grips, this small, adjustable paddle is positioned under the palm of the throttle hand, allowing riders to slightly relax their grip on the gas and still maintain a constant speed.

FOR MULTI-FIT

Fits: All Kuryakyn ISO-Grips, ISO-Flame Grips, Transformer Grips-Left or Right Grip

6253 Chrome (pr)

6250 Chrome (ea)

6319 Gloss Black (ea)



KINETIC™ THROTTLE BOSS™

U.S. Patent D707,592

When added to the Kinetic™ Grips, the Kinetic Throttle Boss is designed to relieve pressure from your palm for reduced arm and hand fatigue. Simple relief for those long rides.

FOR MULTI-FIT

Fits: Kuryakyn Kinetic Grips, Right or Left

6354 Chrome (ea)

6355 Gloss Black (ea)



TRANSFORMER™ THROTTLE BOSS

Allows driver to have a relaxed grip while cruising - all with matching styling of our most popular grips!

FOR MULTI-FIT

Fits: All Kuryakyn ISO-Grips, ISO-Flame Grips, & Transformer Grips - Left or Right Grips

6294 Chrome (ea)

CRUISE ASSISTS HANDLEBAR CONTROLS, GRIPS & MIRRORS

UNIVERSAL THROTTLE BOSS™

Designed to fit any type or size grip, the Throttle Boss™ can be installed in seconds to provide a cushioned "platform" to rest one's palm. When not in use, it can be quickly removed without tools and stowed in a jacket pocket or tool bag. The Wide Universal Throttle Boss has a larger palm rest for added support.

FOR MULTI-FIT

Fits: Any Application with a Twist Grip Throttle

6251 Universal Throttle Boss, Black (ea)

6315 Wide Universal Throttle Boss, Black (ea)

6218



PREMIER AFFORDABLE CRUISE ASSIST

Simple design emphasizes reliable function over flashy styling. Interchangeable rubber inserts allow use with most grip configurations.

FOR MULTI-FIT

Fits: Universal for 7/8" & 1" Bars for OEM Grips & Aftermarket Grips with Minimum 1-1/8" to Maximum 1-3/4" Outside Grip Diameter

6218 Black (ea)

Note: Not for use with 1-1/4" Bars



6315

6315



6251



6218

FOR METRIC CRUISER

NEW

FEATURED BIKES

COLLECTIONS

FOR METRIC CRUISER

Audio

Lighting

Accessory Mounts

Handlebar Controls, Grips & Mirrors

Pegs & Foot Controls

Covers, Trims & Accents

Air Cleaners

Touring & Comfort

FOR GOLD WING

LUGGAGE, ORGANIZERS & STORAGE COVERS

INDEX



HANDLEBAR CONTROLS, GRIPS & MIRRORS GRIPS ACCESSORIES



6285

MECHANICAL THROTTLE CRUISE ASSIST

The spring-loaded tensioner makes it easy to set without over tightening for easy throttle shutdown when needed. Add the left side for a bar end weight matched pair.

FOR MULTI-FIT

Fits: See Chart Below

6284 Mechanical Throttle Cruise Assist, Chrome (ea)

6285 Mechanical Throttle Cruise Assist, Chrome (ea)

6287 Clutch Side Matching Bar End Weight, Chrome (ea)

6288 Clutch Side Matching Bar End Weight, Chrome (ea)

Note: Proper installation may require cutting or drilling a 5/8" hole in the end of the OEM grip. Proper installation requires 7/8" or 1" handlebars that have open ends. Not compatible with Kuryakyn style bosses that screw to the end of Kuryakyn grips or other grip end accessories/weights. Bar weight required to be removed on most late model Shadow 750 models & VT1300 Custom Line models.

6284



6285



	YEARS	THROTTLE ASSIST	CLUTCH BAR END WEIGHT
HONDA			
VT1300 Custom Line (All Models)	All	6285	6288
VLX600 Shadow	'96-'07	6285	6288
Shadow 750 (All Models)	All	6285	6288
Shadow 1100 (All Models)	'97-'07	6285	6288
750 Magna	'94-'03	6285	6288
VTX1300 (All Models)	'03-'09	6285	6288
VTX1800 (All Models)	'02-'08	6285	6288
Valkyrie	'97-'04 & '14-'15	6285	6288
ST100/ST-1300	'95-'12	6285	6288
ST100/ST-1300	'95-'12	6285	6288
KAWASAKI			
Vulcan 800 Drifter	'00-'06	6285	N/A
Vulcan 800	'97-'05	6285	N/A
Vulcan 900 (All Models)	'06-'18	6285	6288
Vulcan 1500 (All Models)	'96-'08	6285	N/A
Vulcan 1600 Classic & Mean Streak	'03-'08	6285	6288
Vulcan 1600 Nomad	'05-'08	6285	N/A
SUZUKI			
Boulevard C/M/S50, Marauder	'97-'18	6285	6288
Intruder 1400/S83	'04-'08	6285	6288
Intruder 1500/C90	'98-'18	6285	6288
YAMAHA			
Bolt & Bolt R-Spec	'14-'18	6285	6288
V Star 650 Custom & Classic	'98-'16	6285	6288
V Star 1100 Custom & Classic	'98-'09	6284	6287
V Star 950 (All Models)	'09-'17	6284	6287
V Star 1300 (All Models)	'07-'17	6284	6287
Royal Star	'96-'00	6285	6288
Royal Star Venture	'99-'13	6284	6287
Road Star 1700 (All Models)	'04-'14	6284	6287
Roadliner/Stratoliner/Deluxe	'06-'14	6284	6287
Raider	'08-'17	6284	6287
Stryker	'11-'17	6284	6287

MULTI-FIT

All Models with 7/8" or 1" Hollow Bars with Open Ends (5/8") Requires 2-3/4" depth of open bar end

N/A

6285

6288

GRIPS ACCESSORIES HANDLEBAR CONTROLS, GRIPS & MIRRORS

STILLETTO™ END CAPS

Simple replacements for the existing end caps on Kuryakyn ISO®, ISO®-Flame™, Spear or Transformer™ Grips. Installation is a breeze. Screws supplied for use with or without Throttle Boss.

FOR MULTI-FIT

Fits: All Kuryakyn ISO-Grips, ISO-Flame Grips, Transformer Grips, Spear Grips & Kinetic Grips

- 6249 Chrome (pr)
- 6359 Gloss Black (pr)



6359





FIVE-SPOKE END CAPS FOR KINETIC™ GRIPS

Update the look of your Kinetic™ Grips with these Five-Spoke End Caps. Available in Chrome (with black inlay) or Gloss Black, the five-spoke design is styled to compliment the design of Kuryakyn's Mach 2™ line of products.

FOR MULTI-FIT

Fits: Kuryakyn Kinetic Grips

- 6356 Chrome (pr)
- 6357 Gloss Black (pr)



REPLACEMENT KINETIC™ END CAPS

U.S. Patent D725,456, U.S. Patent D726,456
Replacement Caps for Kinetic Grips. Includes screws.

FOR MULTI-FIT

Fits: Kuryakyn Kinetic Grips

- 6400 Chrome (pr)
- 6401 Gloss Black (pr)



6400



GRIP END CAPS

Replacements or styling update for ISO-, ISO-Flame, Kinetic, Spear & Transformer Grips. Includes screws.

FOR MULTI-FIT

Fits: All Kuryakyn ISO-Grips, ISO-Flame Grips, Spear Grips & Kinetic Grips

- 6245 Maltese Cross Grip End Caps, Chrome (pr)
- 6244 ISO®-Grip End Caps, Chrome (ea)
- 6243 ISO®-Grip End Caps, Chrome (pr)




GRIP END WEIGHTS

Install on the end of each grip to add mass and length, further reducing high-amplitude handlebar vibration.

FOR MULTI-FIT

Fits: Kuryakyn ISO-Grips, ISO-Flame Grips, Spear Grips & Kinetic Grips

- 6238 Chrome (pr)
- 6339 Gloss Black (pr)



6238

FOR METRIC CRUISER

NEW

FEATURED BIKES

COLLECTIONS

FOR METRIC CRUISER

Audio

Lighting

Accessory Mounts

Handlebar Controls, Grips & Mirrors

Pegs & Foot Controls

Covers, Trims & Accents

Air Cleaners

Touring & Comfort

FOR GOLD WING

LUGGAGE, ORGANIZERS & STORAGE COVERS

INDEX

HANDLEBAR CONTROLS, GRIPS & MIRRORS GRIPS ACCESSORIES

6226 6222 6223 6220



GRIP ACCENT RINGS & REPLACEMENT SCREWS

Just what you need to customize or repair your ISO®-Grips or ISO®-Flame™ Grips.

FOR MULTI-FIT

KNURLED

Fits: Kuryakyn ISO-Grips, ISO-Flame Grips & Braided Grips

6222 Blue (pr)

6220 Chrome (pr)

6223 Gold (pr)

6226 Black (pr)

6365



SMOOTH

Fits: Transformer Grips

6364 Chrome

Fits: Kuryakyn ISO-Grips, ISO-Flame Grips

6363 Chrome (pr)

SMOOTH



REPLACEMENT SCREWS

6219 5/8" Long Screws for ISO®-Grip End Caps, Polished (set)

6407 Standard Replacement End Cap Screws for ISO®-Grip, Chrome (set)

Note: Optional Longer Stainless Screws, P/N 6219, allow up to three additional accent rings (two if used with Throttle Boss™).

6407



REPLACEMENT GRIP EMBLEMS & COMPONENTS

Replacement emblems and components for Kuryakyn Zombie, Transformer and Widow Grips.

FOR MULTI-FIT

Fits: Kuryakyn Transformer™, ISO®-Grips & ISO®-Flame™ Grips

6289 Replacement Transformer™ Grip End Caps, Chrome (pr)

6365 Replacement Emblem Kit for Transformer™ Grips, Chrome (set)



CONTROL COVERS HANDLEBAR CONTROLS, GRIPS & MIRRORS



HANDLEBAR CONTROL COVERS FOR METRIC CRUISERS

U.S. Patent D556,645

Cover up unsightly housings and create a smooth, full-custom look with these clamshell-design chrome covers.

9124

FOR HONDA

- 9189 Fits: Shadow 1100, '97-'04 Valkyrie (except Rune & Interstate) & other Late Model Honda's with Choke on Left Handlebar Control (set)
- 9184 Fits: '10-'16 VT1300 Custom Line, '09-'18 Fury, All '02-'09 VTX1300, All VLX600, '99-'18 Shadow 750 Models & Other Late Model Honda's without Choke on Left Handlebar Control (set)
- 9124 Fits: All '02-'08 VTX1800 Models (set)

CLUTCH PERCH COVER

A great addition to the rest of our products to cover your hand controls.

FOR HONDA

Fits: '10-'16 VT1300 Custom Line, '09-'18 Fury Models, All '03-'09 VTX1300, '99-'18 Shadow 750 Models & '99-'07 Shadow 1100 Sabre/Spirit

- 9194 Chrome (ea)

FOR YAMAHA

Fits: All '99-'14 Road Star, '02-'09 Road Star Warrior, '07-'17 V Star 1300, '99-'09 V Star 1100, '11-'17 Stryker, '09-'17 V Star 950, '98-16 V Star 650, & '14-'18 Bolt

FOR KAWASAKI

Fits: All Vulcan 900 & 2000 Models

- 9108 Chrome (set)

Note: Does not install with accessories that mount to the clutch perch bolts



FOR METRIC CRUISER

NEW

FEATURED BIKES

COLLECTIONS

FOR METRIC CRUISER

Audio

Lighting

Accessory Mounts

Handlebar
Controls, Grips
& Mirrors

Pegs & Foot
Controls

Covers, Trims
& Accents

Air Cleaners

Touring
& Comfort

FOR GOLD WING

LUGGAGE,
ORGANIZERS &
STORAGE COVERS

INDEX

HANDLEBAR CONTROLS, GRIPS & MIRRORS CONTROL COVERS



DELUXE MASTER CYLINDER COVER SET

Designed specifically for the VTX1800, this set includes covers for both the handlebar brake and clutch master cylinders.

FOR HONDA

9188 Fits: All '02-'08 VTX1800 Models & '14-'15 Valkyrie (set)

Note: Does not install with accessories that use clutch or brake perch bolts.

BRAKE & CLUTCH MASTER CYLINDER COVERS

Encases your mount clamp and blends into your handlebars.

FOR YAMAHA

1745 Fits: '08-'17 Raider & '06-'14 Yamaha Roadliner, Stratoliner, Deluxe (pr)



9188



1745

BRAKE MASTER CYLINDER COVERS

Installation is quick and neat right over the stock lid.

FOR KAWASAKI

7813 Fits: All '04-'10 Vulcan 2000, All '06-'18 Vulcan 900, All '03-'08 Vulcan 1600 Models & '02-'03 1500 Mean Streak (ea)

FOR YAMAHA

1744 Fits: All '07-'09 V Star 1300, '09-'17 V Star 950, All '09 V Star 1100, '09-'16 V Star 650, & '08 V Star 1100 & 650 with Brake Master Cylinders Extending 1/2" or More Above the Mount Clamp (ea)

9105 Fits: All '98-'07 V Star 650 & '99-'07 V Star 1100 May also fit early '08 V Star 650 & 1100 Models with master cylinder extending 1/4" above clamp (ea)

Note: Master Cylinder Covers (P/N 9106, 9187, & 7813) do not install with accessories that mount to clutch or brake perch bolts.



1745



7813



1744

MASTER CYLINDER COVERS

This chrome Reservoir Cover is an eye-catching replacement that really perks up the master cylinder area.



7800

FOR HONDA

Fits: All '02-'09 VTX1300, '96-'07 VLX600, '10-'16 VT1300 Custom Line, '09-'18 Fury, '01-'18 Shadow 750 models, '02-'04 750 Ace/Deluxe, '96-'04 Magna, '97-'99 1100 Ace Tourer, '98-'07 1100 Spirit, '99 1100 Aero, '02-'07 1100 Sabre, '97-'04 Valkyrie (except Rune)

FOR YAMAHA

Fits: '99-'14 Road Star 1600/1700, '02-'09 Road Star Warrior

7802 Chrome (ea)

FOR HONDA

Fits: '02-'08 VTX1800 (All Models)

FOR YAMAHA

Fits: '96-'01 Royal Star, '02 Royal Star Venture

7800 Chrome (pr)

LEVERS HANDLEBAR CONTROLS, GRIPS & MIRRORS

ZOMBIE™ LEVERS

U.S. Patent D596,091

Comfortable contours and a dished back offer high leverage with minimal reach. Includes Grooved and Zombie Medallions to add the perfect finishing touch.


See Fitment Chart Below

Note: Includes Grooved & Zombie Emblems



ZOMBIE

INTERCHANGEABLE MEDALLIONS



WIDE STYLE LEVERS

Wider and more comfortable than stock in a brilliant chrome finish.

See Fitment Chart Below

HONDA	WIDE STYLE	ZOMBIE™
Fits: '85-'96 Shadow VT1100C , '97-'04 Valkyrie (All Models except Rune), '14-'15 Valkyrie, '02-'08 VTX1800 (All Models)	7429	7412
Fits: '88-'07 Shadow VT600 Models, '98-'18 Shadow VT750 (All Models), '94-'04 Magna 750, '91-'06 Nighthawk CB750, '95-'07 Shadow Models (VT1100/C2/C2-2/T), '97-'07 Shadow VT1100C, '03-'09 VTX1300 (All Models), '09-'18 Fury, '10-'16 VT1300 Custom Line	7421	7411
YAMAHA	WIDE STYLE	ZOMBIE™
Fits: '98-'10 V Star 650 Classic, '99-'09 V Star 1100 Classic, '07-'09 V Star 1300/T, '09-'17 V Star 950/T	7419	N/A
Fits: '98-'16 V Star 650 Custom, '99-'09 V Star 1100 Custom	7417	N/A
Fits: '06-'13 Roadliner (All Models), '06-'14 Stratoliner/Deluxe (All Models), '08-'17 Raider (All Models)	7415	7413
KAWASAKI	WIDE STYLE	
Fits: '87-'08 Vulcan 1500 (Including Mean Streak), '03-'08 Vulcan 1600 (Including Mean Streak)	7427	
Fits: '90-'08 Vulcan 500, '95-'06 Vulcan 800 (All Models), '04-'10 Vulcan 2000 (All Models), '06-'18 Vulcan 900 (All Models)	7425	
SUZUKI	WIDE STYLE	
Fits: '98-'06 Intruder 1500LC/Boulevard C90, '04-'06 Marauder 1600/Boulevard M95	7427	
Fits: '97-'09 Marauder 800/Boulevard M50	7425	

LEVERS FOR SPORT BIKES

These Chrome Levers fit right into the OEM perches.

FOR KAWASAKI

Fits: All '06-'18 ZX-14R, '08-'18 Concours 1400

6305 Chrome (pr)

FOR SUZUKI


Fits: All '99-'18 Hayabusa (GSXR1300R) Models

6311 Chrome (pr)

Fits: All '06-'16 GSX-R600, '06-'16 GSX-R750, '05-'06 & '09-'16 GSX-R1000

6312 Chrome (pr)

Note: P/N's 6304 & 6312 requires re-use of OEM bushing in clutch lever.



6311

FOR METRIC CRUISER

NEW

FEATURED BIKES

COLLECTIONS

FOR METRIC CRUISER

Audio

Lighting

Accessory Mounts

Handlebar Controls, Grips & Mirrors

Pegs & Foot Controls

Covers, Trims & Accents

Air Cleaners

Touring & Comfort

FOR GOLD WING

LUGGAGE, ORGANIZERS & STORAGE COVERS

INDEX



SCYTHE MIRRORS
PG 65

ISO-Grips
PG 49

NEW PHANTOM MIRRORS PG 64

4-3/4"



Chrome Also Available

NEW PHANTOM BAR END MIRRORS PG 64

4-3/4"



Chrome Also Available

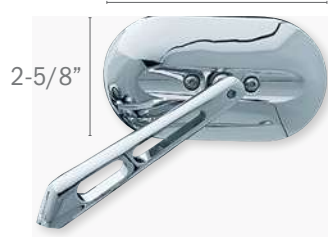
MAGNUM™ PLUS SMALL MIRRORS PG 68

5"



MAGNUM™ SMALL MIRRORS PG 68

5"



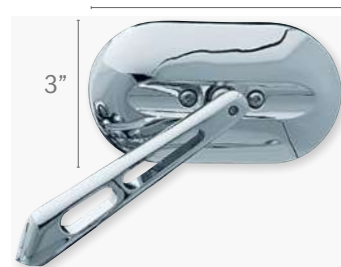
MAGNUM™ PLUS LARGE MIRRORS PG 68

5-1/2"



MAGNUM™ LARGE MIRRORS PG 68

5-1/2"



REQUIRED FOR INSTALLATION
MIRROR ADAPTERS
PG 69

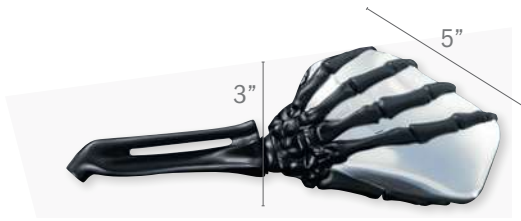


RAISED MIRROR ADAPTERS
PG 69




MIRRORS HANDLEBAR CONTROLS, GRIPS & MIRRORS

SKELETON HAND MIRRORS PG 67
Black Stems with Chrome heads shown



Chrome Stems with Black Heads Also Available
 Black Stems with Black Heads Also Available

HEAVY INDUSTRY MIRRORS PG 65
Chrome & Black Shown



Black & Chrome Also Available
 Chrome Also Available
 Satin Black Also Available

ELLIPSE PG 68



TRIDENT BAR END PG 66




ZOMBIE™ PG 67



TURN SIGNAL MIRRORS PG 68



TEARDROP MIRRORS PG 65




Satin Black Also Available

TRIDENT PG 66



SCYTHE™ MIRRORS PG 65



Gloss Black Also Available

BLINDSPOT TURN SIGNAL MIRRORS PG 68



NEW

FEATURED BIKES

COLLECTIONS

FOR METRIC CRUISER

Audio

Lighting

Accessory Mounts

Handlebar Controls, Grips & Mirrors

Pegs & Foot Controls

Covers, Trims & Accents

Air Cleaners

Touring & Comfort

FOR GOLD WING

LUGGAGE, ORGANIZERS & STORAGE COVERS

INDEX

HANDLEBAR CONTROLS, GRIPS & MIRRORS MIRRORS

NEW

1962



NEW



PHANTOM MIRRORS

Made from premium chrome-plated or black anodized forged aluminum, with a machined stainless steel ball and nylon socket that provide smooth pivoting for easy adjustability and secure positioning. Mirror heads measure 2-3/4" tall x 4-3/4" wide and utilize convex glass to provide a greater field of visibility.

FOR MULTI-FIT

Fits: Universal; Requires Adapters for Installation (pg 69)

1962 Chrome (pr)

1963 Gloss Black (pr)

NEW



PHANTOM BAR END MIRRORS

An aggressive bar-end design widens rear-view visibility and incorporates convex glass for a greater field of vision. Made from premium chrome-plated or black anodized forged aluminum, with machined stainless steel ball and nylon socket that provide smooth pivoting for easy adjustability and secure positioning. Mirror heads measure 2-3/4" tall x 4-3/4" wide.

FOR MULTI-FIT

Fits: Universal; 1" or 7/8" Handlebars with Hollow Bar Ends. Requires 2-3/4" Depth x 5/8" of Open Bar End. Compatible With OEM or Kuryakyn Grips

1958 Chrome (pr)

1959 Gloss Black (pr)

NEW



1963

NEW



1959

Note: Installation may require cutting or drilling a 5/8" hole in the end of the grips. Not compatible with Kuryakyn Chrome style throttle bosses that screw to the end of Kuryakyn Grips, other grip end accessories/weights, Heated Grips, Air Reservoir Handlebars, or Throttle Side with Electronic Throttle.

MIRRORS HANDLEBAR CONTROLS, GRIPS & MIRRORS

HEAVY INDUSTRY MIRRORS

A rugged and industrial design ideal for minimalist riders seeking gritty style paired with pure form and function. Mirror heads measure approximately 6" long x 3" wide, stems are 6" long and position mirror heads 4" above and 5-1/2" out from the mounting location. Stem and Accent Kits are sold separately to allow additional customization.

FOR MULTI-FIT

Fits: Universal; Requires Adapters for Installation (pg 69)

COMPLETE MIRRORS

- 1736 Chrome (pr)
- 1737 Satin Black (pr)
- 1765 Chrome & Satin Black (pr)
- 1766 Satin Black & Chrome (pr)

STEMS & ACCENTS

- 1776 Stems, Chrome (pr)
- 1777 Stems, Satin Black (pr)
- 1778 Accent Kit, Chrome (kit)
- 1779 Accent Kit, Satin Black (kit)



1765



1736



1737



1777



1778

1708



TEARDROP MIRRORS

The streamlined mirror heads with convex glass measure 5" wide x 2" tall, and the stems position the pivot ball 5" out and 3" above the mounting location.

FOR MULTI-FIT

Fits: Universal; Requires Adapters for Installation (pg 69)

- 1707 Chrome (pr)
- 1708 Satin Black (pr)



1707



1449

SCYTHE™ MIRRORS

Slice through the wind! Select the Scythe mirror with classic Knife blade-style stem or Scythe II with contoured stem. Mirror head is 6" wide x 2-1/4" tall.

FOR MULTI-FIT

Fits: Universal; Requires Adapters for Installation (pg 69)

- 1449 Chrome (pr)
- 1760 Gloss Black (pr)
- 1448 Scythe II, Chrome (pr)




1449

Top Seller



1448



1760

FOR METRIC CRUISER

NEW

FEATURED BIKES

COLLECTIONS

FOR METRIC CRUISER

Audio

Lighting

Accessory Mounts

Handlebar Controls, Grips & Mirrors

Pegs & Foot Controls

Covers, Trims & Accents

Air Cleaners

Touring & Comfort

FOR GOLD WING

LUGGAGE, ORGANIZERS & STORAGE COVERS

INDEX

HANDLEBAR CONTROLS, GRIPS & MIRRORS MIRRORS



1495



1495

TRIDENT MIRRORS

Trident Mirrors lock in just where you want. The convex lens offers increased viewing with approximately 9" from mount to mirror end. Mirror head measures 4-3/4" wide x 2-1/8" tall.

FOR MULTI-FIT

Fits: Universal; Requires Adapters for Installation (pg 69)

1495 Chrome (ea)



6370

TRIDENT BAR END MIRROR

Just like the café racers of the 60's, bar end mirrors are back and better than ever. These are a great way to transform the look of your bars and put the mirrors in a wider, more useful position. The offset arm and swiveling head provides great adjustability. (Convex Glass)

FOR MULTI-FIT

Fits: Universal: 1" or 7/8" Handlebars with Hollow Bar Ends. Requires 2-3/4" Depth x 5/8" of Open Bar End. Compatible With OEM or Kuryakyn Grips

6370 Chrome (ea)



6370



6370



1496

TRIDENT MIRROR FOR SPORT BIKES

Convex lenses offer increased viewing with approximately 9" from mount to mirror end. Mirror head is 4-3/4" wide x 2-1/8" tall. Mounting base is 1-1/4" by 2-5/8".

FOR MULTI-FIT

Fits: Universal for Fairing Mount in Stock Location with Mounting Holes Between 1" & 1-5/8" Apart

1496 Chrome (pr)

1769 Black Anodized (pr)

Note: Mirrors do not support turn signal function. Please verify mounting hole spacing prior to installation.



1496



1769

MIRRORS HANDLEBAR CONTROLS, GRIPS & MIRRORS

SKELETON HAND MIRRORS

U.S. Patent D585,800

Now you can enlist your own creepy skeleton hand to hold your mirror head in perfect position! Mirror head is 5" wide x 3" tall. ECE compliant.

FOR HONDA

FOR YAMAHA

FOR KAWASAKI

FOR SUZUKI

Fits: Direct Replacement (Sportbike applications require adapters for installation, Sold Separately)

FOR BMW

Fits: Require Adapters for Installation (Sold Separately)

FOR DUCATI

Fits: Direct Replacement

FOR TRIUMPH

Fits: Require Adapters for Installation (Sold Separately)

1758 Black Stems & Black Heads, Black (pr)

1759 Chrome Stems & Black Heads, Chrome & Black (pr)

1764 Black Stems & Chrome Heads, Black & Chrome (pr)

1450



ZOMBIE™ MIRRORS

Mirror head is 3" wide x 4" tall with round glass 3" in diameter.

FOR MULTI-FIT

Fits: Universal; Requires Adapters for Installation (pg 69)

1450 Chrome (pr)

1768




BAHN™ MIRRORS

Ornate styling fused with function! Premium forged and machined black anodized or chrome-finished aluminum replace the boring stock. Rearview vision is greatly enhanced thanks to the convex glass and large, stylish mirror heads that meet DOT-compliant size standards and measure 5" wide x 3-1/8" tall with Convex Glass.

FOR MULTI-FIT

Fits: Universal; Requires Adapters for Installation (pg 69)

1768 Chrome (pr)



1759

1764




1758



MAKE IT A SET!

SKELETON HAND TURN SIGNALS
PG 25



1450



1768



FOR METRIC CRUISER

NEW

FEATURED BIKES

COLLECTIONS

FOR METRIC CRUISER

Audio

Lighting

Accessory Mounts

Handlebar Controls, Grips & Mirrors

Pegs & Foot Controls

Covers, Trims & Accents

Air Cleaners

Touring & Comfort

FOR GOLD WING

LUGGAGE, ORGANIZERS & STORAGE COVERS

INDEX

HANDLEBAR CONTROLS, GRIPS & MIRRORS MIRRORS

1428

**MAGNUM™ MIRRORS**

Featuring sturdy stems and an oversized adjuster ball. Available in two head sizes. Large Heads are 5-1/2" x 3", Small Heads are 5" x 2-5/8".

FOR MULTI-FIT

Fits: Universal; Requires Adapters for Installation (pg 69)

1430 Large Flat Glass, Chrome (pr)

1428 Small Flat Glass, Chrome (pr)

1412

**MAGNUM™ PLUS MIRRORS**

Magnum Plus Mirrors position the mirror head outward 2" farther than our Magnum Mirrors. Available with flat glass or convex glass. Large Head - 5-1/2" x 3", Small Head - 5" x 2-5/8".

FOR MULTI-FIT

Fits: Universal; Requires Adapters for Installation (pg 69)

LARGE HEAD

1409 Convex Glass, Chrome (ea)

1412 Flat Glass, Chrome (ea)

SMALL HEAD

1408 Convex Glass, Chrome (ea)

1410 Flat Glass, Chrome (ea)

1437

**ELLIPSE™ MIRRORS**

Available with flat or convex glass, and featuring an oversized swivel ball for superior locking ability. 5" wide x 2-3/4" tall.

FOR MULTI-FIT

Fits: Universal; Requires Adapters for Installation (pg 69)

1438 Convex Glass, Chrome (pr)

1437 Flat Glass, Chrome (pr)

1499

**BLIND SPOT II TURN SIGNAL MIRRORS**

These classy mirrors have an L.E.D. amber turn signal directed to the side to get the attention of those drivers in your blind spot. Mirror head is 5-3/4" wide x 3- 1/2" tall.

FOR MULTI-FIT

Fits: Universal; Requires Adapters for Installation (pg 69)

1499 Chrome (pr)

Note: May be in Violation of FMVSS #108.

1431

**TURN SIGNAL MIRRORS**

Featuring super-bright L.E.D.'s that double as running lights and turn signal accents. Measuring 5" wide x 2-3/4" tall.

FOR MULTI-FIT

Fits: Universal; Requires Adapters for Installation (pg 69)

1432 Convex Glass, Chrome (pr)

1431 Flat Glass, Chrome (pr)

Note: May be in violation of FMVSS #108.

MIRROR ADAPTERS HANDLEBAR CONTROLS, GRIPS & MIRRORS

RAISED MIRROR ADAPTERS

Raising the mirror mounting position approximately 1-1/2" allows clearance from the brake master cylinder and greatly improves visibility. Manufactured from quality stainless steel.

FOR HONDA

FOR KAWASAKI

FOR SUZUKI

Fits: All Models

1713 Chrome (pr)

1892 Black (pr)

MIRROR ADAPTERS

Great for mounting Kuryakyn mirrors, also universal for mounting most mirrors with tapped 5/16"-18 hole.

FOR HONDA

FOR KAWASAKI

FOR SUZUKI

Fits: All Models

1411 Chrome (pr)

1891 Black (pr)

FOR YAMAHA

Fits: All Cruiser Models

FOR DUCATI

Fits: All Scrambler Full Throttle, Urban Enduro, Icon, Classic, Flat Track Pro, Sixty2, Desert Sled

1413 Chrome (pr)

1893 Black (pr)

FOR TRIUMPH

Fits: '02-'16 America, America LT, '01-'18 Bonneville (Except SE), Bonneville T100, '04-'18 Rocket III, Rocket III Touring, '03-'18 Speedmaster

1811 Chrome (pr)

1894 Black (pr)

FOR BMW

Fits: '14-'18 R nineT Models (except R nineT Racer)

1833 Black (pr)

FOR MULTI-FIT

Fits: 1" Bars (accepts 5/16" Mounting Hardware)

Note: Will Fit 7/8" Bars with Adapter Kit 1786

1420 Chrome (ea)

2791 Satin Black (ea)

Fits: 1-1/4" Bars (accepts 5/16" Mounting Hardware)

1468 Chrome (ea)

2792 Satin Black (ea)

Fits: 7/8" Bars

1786 Silver (ea)



FOR METRIC CRUISER

NEW

FEATURED BIKES

COLLECTIONS

FOR METRIC CRUISER

Audio

Lighting

Accessory Mounts

Handlebar Controls, Grips & Mirrors

Pegs & Foot Controls

Covers, Trims & Accents

Air Cleaners

Touring & Comfort

FOR GOLD WING

LUGGAGE, ORGANIZERS & STORAGE COVERS

INDEX

HANDLEBAR CONTROLS, GRIPS & MIRRORS COMPONENTS



UNIVERSAL MIRROR MOUNTS FOR SPORT BIKES

Add custom Kuryakyn Mirrors or any other mirrors with a 5/16-18 bolt. Sparkling chrome with a black rubber mounting pad.



FOR MULTI-FIT

Fits: Universal for Mirror Mounts with Bolt Spacing Between 1" to 1-5/8"

1458 Chrome (pr)

Note: Installation requires mirror to be mounted on the outside of the fairing. Aftermarket aluminum mirrors may weigh more than stock mirrors & are not suggested for use with "stunt" style riding.

MIRROR FITMENT

Universal for Fairing Mount in stock mirror location with mounting holes between 1" & 1-5/8" apart. Mounting base is 1-1/4" by 2-5/8".

HONDA	YEAR	SUZUKI (Continued)	YEAR
CBR 600 F4/F4I/RR	'99-'16	Hayabusa (GSX1300R)	'99-'18
CBR 929	'01-'02	TL1000 R/S	All
CBR 954	'02-'03	SV650S	'99-'09
CBR1000	'04-'07	SV1000S	'03-'07
CBR250	'11-'13	KAWASAKI	YEAR
SUZUKI	YEAR	ZX-6R	'00-'16
GSX-R600	'97-'09	ZX-9	'94-'03
GSX-R750	'96-'09	ZX-10	'04-'10
GSX-R1000	'01-'16	Note: Does not fit ZX-12 or ZX-14	

REPLACEMENT COMPONENTS

FOR MAGNUM & MAGNUM PLUS MIRRORS

Replacement components for Kuryakyn Magnum and Magnum Plus mirrors.

FOR MULTI-FIT

Fits: Left Side, Accepts Mirror Head with 1/4"-20 Threads

1402 Standard Magnum Mirror Stem, Left, Chrome (ea)

Fits: Right Side, Accepts Mirror Head with 1/4"-20 Threads

1401 Standard Magnum Mirror Stem, Right, Chrome (ea)

Fits: Accepts Mirror Head with 1/4"-20 Threads

1400 Magnum Plus Mirror Stem, Right or Left, Chrome (ea)

Fits: Replacement Mirror Head for Kuryakyn Magnum & Magnum Plus Mirrors. Universal Installation in Stems that Accept Mirrors Heads Installing with 1/4"-20 Mount Stud

1418 Large Magnum Mirror Head with Flat Glass, Chrome (ea)

1417 Small Magnum Mirror Head with Flat Glass, Chrome (ea)

1407 Large Magnum Mirror Head with Convex Glass, Chrome (ea)

1406 Small Magnum Mirror Head with Convex Glass, Chrome (ea)

REPLACEMENT COMPONENTS

FOR BLIND SPOT II MIRRORS

Replacement components for Kuryakyn Blind Spot II Mirrors.

FOR MULTI-FIT

Fits: Kuryakyn Blind Spot II Mirror, P/N 1499

1497 Replacement Stem for Blind Spot II, Right, Chrome (ea)

1498 Replacement Stem for Blind Spot II, Left, Chrome (ea)

PEGS & FOOT CONTROLS



FOR METRIC CRUISER

FOOTPEGS, SHIFT PEGS, BRAKE
PEDAL PADS & FLOORBOARDS 72

FOOTPEGS & FLOORBOARD
ADAPTERS 87

FOOTPEG & FLOORBOARD
RELOCATORS 91

HIGHWAY & CRUISE PEGS 93

CLAMPS & MOUNTS 98

PEGS & FOOT CONTROLS FOOTPEGS, SHIFT PEGS & BRAKE PEDAL PADS

NEW



5955

THRESHER



ALSO AVAILABLE..
THRESHER GRIPS
PG 48



NEW



5952

THRESHER PEGS

Sleek and subtly aggressive with a unique shark tooth-inspired knurled rubber surface that delivers sharp style, excellent grip, and all-day vibration-dampening comfort. Streamlined aluminum housings wrapped in soft EPDM rubber.

FOR MULTI-FIT

Fits: See Fitment Chart Right

- 5952 With Male Mount Adapters, Chrome (pr)
- 5953 With Male Mount Adapters, Satin Black (pr)
- 5954 Without Adapters, Chrome (pr) *
- 5955 Without Adapters, Satin Black (pr) *



3598

RIOT FOOTPEGS

Authentic and industrial MX-styled pegs suited for aggressive riders who like to throw down on any terrain. Rugged cast aluminum construction featuring a serrated toothed top surface for no-slip traction to rip up the streets, tracks or trails. Footpegs measure 4.6" long x 1.64" wide and accept model-specific splined adapters (sold separately) for ideal angle adjustment.

FOR MULTI-FIT

Fits: See Fitment Chart Right


- 3598 Without Adapters, Silver (pr) *
- 3599 Without Adapters, Satin Black (pr) *

Note: Requires model specific adapter (sold separately).



3599

3597



3596

RIOT MINI BOARDS

Ideal for hardcore riders seeking an aggressive look combined with the comfort of enhanced foot room. Accepts splined adapters to allow forward, back or center positioning at almost any angle. Tough MX styling with durable cast aluminum construction featuring a serrated toothed top surface for no-slip traction to rip up the streets, tracks or trails. Boards measure 5-1/2" long x 3-3/4" wide.

FOR MULTI-FIT

Fits: See Fitment Chart Right

- 3596 Without Adapters, Silver (pr) *
- 3597 Without Adapters, Satin Black (pr) *

FOOTPEGS, SHIFT PEGS & BRAKE PEDAL PADS PEGS & FOOT CONTROLS

HEAVY INDUSTRY PEGS

Sized to offer ideal surface area for confident control, with splined adapters that allow the footpeg angle to be dialed in for optimum comfort. Premium rubber reduces harsh road vibrations and surrounds a knurled aluminum center for overall improved traction.

FOR MULTI-FIT

Fits: See Fitment Chart Below

- 7031 With Male Mount Adapters, Chrome (pr)
- 7032 With Male Mount Adapters, Satin Black (pr)
- 7033 Without Adapters, Chrome (pr) *
- 7034 Without Adapters, Satin Black (pr) *

HEAVY INDUSTRY SWITCHBLADES

U.S. Patent 6,893,038

Tough, stylish and versatile with flip-out heel rests for additional foot support and unrivaled long-haul comfort. Cast from quality A380 aluminum with a rugged design featuring a knurled top surface area surrounded by premium rubber for reduced vibration, solid traction and confident control.

FOR MULTI-FIT

Fits: See Fitment Chart Below

- 7027 With Male Mount Adapters, Chrome (pr)
- 7028 With Male Mount Adapters, Satin Black (pr)
- 7029 Without Adapters, Chrome (pr) *
- 7030 Without Adapters, Satin Black (pr) *

HEAVY INDUSTRY FOLDING BOARDS

FOR DRIVER OR PASSENGER

Three separate mounting points deliver dialed-in board positioning in forward, middle or rear locations. The hinged boards include a pivot mechanism that allows them to fold up and click in place when not in use. Features rugged and industrial styling, incorporating knurled aluminum, exposed fasteners and smooth EPDM rubber for vibration dampening.

FOR MULTI-FIT

Fits: See Fitment Chart Below

- 7045 Without Adapters, Chrome (pr) *
- 7046 Without Adapters, Satin Black (pr) *



FITMENT CHART

WITH MALE MOUNT ADAPTERS

Used for Kuryakyn Clevis, Mounted in Cruise Peg Locations Only; See Cruise Peg Mounts, Kits and Clevises

Note: Male Mount Pegs are designed to fit Kuryakyn Clevises found in Kuryakyn Long Horn Offset Peg Mounts, Adjustable Tour-Tech Cruise Mounts, Mustache Bar and all other Highway & Cruise Pegs. Not designed as direct replacement for factory footpegs.

WITHOUT ADAPTERS

Fits: OEM Stock Footpeg Mount Location, Requires Model Specific Tapered (▲) or Splined (*) Adapters (Sold Separately) Found on pages 87-90

FOR METRIC CRUISER

NEW

FEATURED BIKES

COLLECTIONS

FOR METRIC CRUISER

Audio

Lighting

Accessory Mounts

Handlebar Controls, Grips & Mirrors

Pegs & Foot Controls

Covers, Trims & Accents

Air Cleaners


Touring & Comfort

FOR GOLD WING

LUGGAGE, ORGANIZERS & STORAGE COVERS

INDEX

PEGS & FOOT CONTROLS FOOTPEGS, SHIFT PEGS & BRAKE PEDAL PADS



KINETIC™ PEGS

U.S. Patent D723,981

Designed to keep you moving in comfort with the perfect blend of vibration-dampening EPDM rubber and style. Available in contrasting chrome or black finishes, complete the look with our Kinetic™ Grips for all-around comfort and style.

FOR MULTI-FIT

Fits: See Fitment Chart Right

- 4316 With Male Mount Adapters, Chrome (pr)
- 4317 With Male Mount Adapters, Gloss Black (pr)
- 4321 Without Adapters, Gloss Black (pr) *
- 4320 Without Adapters, Chrome (pr) *



7610

KINETIC


KINETIC™ MINI BOARDS

Great for driver or passenger, with premium EPDM rubber compound to reduce vibration! 5" long x 4" wide. Mount via splined adapters so the board can be positioned forward, back, or center at almost any angle. Also a great option for Driver Cruise Pegs!

FOR MULTI-FIT

Fits: See Fitment Chart Right

- 7610 With Male Mount Adapters, Chrome (pr)
- 7612 With Male Mount Adapters, Gloss Black (pr)
- 7611 Without Adapters, Chrome (pr) *
- 7613 Without Adapters, Gloss Black (pr) *



7612



7610



5658



5657

SPEAR FOOTPEGS

A flattened top surface provides ideal foot placement and support, while premium EPDM rubber offers reduced vibration for comfort on long rides. Sharp styling complements the entire Spear collection, and available model-specific splined adapters deliver precise angle adjustment.

FOR MULTI-FIT

Fits: See Fitment Chart Right

- 5658 Without Adapters, Chrome (pr) *
- 5657 Without Adapters, Satin Black (pr) *



5652

SPEAR

SPEAR MINI BOARDS

Model-specific Splined Adapters position the boards forward, back or center at almost any angle, and proprietary EPDM premium rubber compound provides reduced vibration for long-haul comfort. The sharp traditional spear design coordinates with the entire line of Kuryakyn Spear products for Indian.


FOR MULTI-FIT

Fits: See Fitment Chart Right

- 5652 Without Adapters, Chrome (pr) *
- 5653 Without Adapters, Satin Black (pr) *



5652



5653

FOOTPEGS, SHIFT PEGS & BRAKE PEDAL PADS PEGS & FOOT CONTROLS

SMALL ISO®-PEGS

The industry's most comfortable footpegs!

FOR MULTI-FIT

Fits: See Fitment Chart Below

- 8000 With Male Mount Adapters, Chrome (pr)
- 7964 Without Adapters, Chrome (pr) ▲
- 8024 Longhorn with 1" Extension & Male Mount Adapters, Chrome (pr)

LARGE ISO®-PEGS

FOR MULTI-FIT

Fits: See Fitment Chart Below

- 8002 With Male Mount Adapters, Chrome (pr)
- 7965 Without Adapters, Chrome (pr) ▲
- 8025 Longhorn with 1" Extension & Male Mount Adapters, Chrome (pr)

DUALLY ISO®-PEGS

Slightly larger footprint gives you even more added comfort!

FOR MULTI-FIT

Fits: See Fitment Chart Below

- 8028 With Male Mount Adapters, Chrome (pr)
- 7963 Without Adapters, Chrome (pr) ▲

ISO®-SWEPTWING PEGS

Simple & stylish. Add the sleek lines of the ISO-SweptWing Peg to streamline your bike & get ready for flight. Traditional ISO style blended with reduced vibration design creates a one-of-a-kind footpeg. Add them solo or coordinate them as a matched set to Kuryakyn's SwingWing Peg.

FOR MULTI-FIT

Fits: See Fitment Chart Below

- 4463 With Male Mount Adapters, Chrome (pr)
- 4464 Without Adapters, Chrome (pr) ▲



REPLACEMENT COMPONENTS
ISO® FOOT CONTROLS
PG 198-199



FITMENT CHART

WITH MALE MOUNT ADAPTERS

Used for Kuryakyn Clevis, Mounted in Cruise Peg Locations Only; See Cruise Peg Mounts, Kits and Clevises

Note: Male Mount Pegs are designed to fit Kuryakyn Clevises found in Kuryakyn Long Horn Offset Peg Mounts, Adjustable Tour-Tech Cruise Mounts, Mustache Bar and all other Highway & Cruise Pegs. Not designed as direct replacement for factory footpegs.

WITHOUT ADAPTERS

Fits: OEM Stock Footpeg Mount Location, Requires Model Specific Tapered (▲) or Splined (✳) Adapters (Sold Separately) Found on pages 87-90

FOR METRIC CRUISER

NEW

FEATURED BIKES

COLLECTIONS

FOR METRIC CRUISER

Audio

Lighting

Accessory Mounts

Handlebar Controls, Grips & Mirrors

Pegs & Foot Controls

Covers, Trims & Accents

Air Cleaners

Touring & Comfort

FOR GOLD WING

LUGGAGE, ORGANIZERS & STORAGE COVERS

INDEX

PEGS & FOOT CONTROLS FOOTPEGS, SHIFT PEGS & BRAKE PEDAL PADS




4450

ISO



7563



4445
CLOSED



4445
OPEN

Deployable heelrest!



4466
CLOSED



4466
OPEN




8075

8076

8074

8076



Peg
(Not Included)

Adapter
(Not Included)

4028

ISO®-WING MINI BOARDS

The ISO-Wing has the greatest surface area of any of our ISO offerings to date.

FOR MULTI-FIT

Fits: See Fitment Chart, pg 75

- 4450 With Male Mount Adapters, Chrome (pr)
- 7563 With Male Mount Adapters, Gloss Black (pr)
- 4452 Without Adapters, Chrome (pr) ▲
- 7568 Without Adapters, Gloss Black (pr) ▲

ISO®-WING MINI BOARDS WITH ADAPTERS FOR VALKYRIE

Direct replacement for driver pegs. Required adapters included.

FOR HONDA

Fits: '14-'15 Valkyrie

- 4453 ISO®-Wing Mini Boards, Chrome (pr)

SWITCHBLADE PEGS U.S. Patents D506,707 & 6,893,038

In their standard compact mode, they are a large-surface-area, rubber-isolated footpeg. Deploy the concealed heel rest and now you have the added fatigue-fighting comfort of the famous Kuryakyn ISO-Stirrups. Although this setup will work in any peg location, these are the ideal footpegs for bikes using forward controls or as forward-mounted cruise pegs.

FOR MULTI-FIT

Fits: See Fitment Chart, pg 75

- 4445 With Male Mount Adapters, Chrome (pr)
- 4446 Without Adapters, Chrome (pr) ▲

SWINGWING PEGS U.S. Patent D560,562

A convenient fold-forward, comfortable cruise peg that fastens in place of your stock peg and provides a secondary fold-out peg 3" forward. Great for driver or passenger applications.

FOR MULTI-FIT

Fits: See Fitment Chart, pg 75

- 4466 With Male Mount Adapters, Chrome (pr)
- 4467 Without Adapters, Chrome (pr) ⚙️

ISO®-PEG STIRRUPS

We added a heel rest to our popular ISO-Pegs to give you floorboard-like comfort without the added bulk.

FOR MULTI-FIT

Fits: See Fitment Chart, pg 75

- 8074 Without Pegs with Male Mount Adapters, (pr)
- 4028 Without Pegs without Adapters (pr) ▲
- 8076 Small Pegs with Male Mount Adapters, (pr)
- 8075 Large Pegs with Male Mount Adapters, (pr)
- 8062 Dually Pegs with Male Mount Adapters, (pr)



REPLACEMENT COMPONENTS

ISO® FOOT CONTROLS
PG 198-199

SHIFT PEG COVERS

Our classy chrome and rubber clamshell design Shift Peg Covers replace the drab rubber OEM shift pegs pads. Simple, hassle-free installation.

FOR HONDA

Fits: See Fitment Chart pg 79

4036 Chrome (ea)

4047 Chrome (ea)

Note: P/N 4036 Will also fit most any application with an oval shift peg with a width of 5/8" or slightly larger.

FOR YAMAHA

Fits: See Fitment Chart pg 79

4034 Chrome (ea)

Note: P/N 4034 Will also fit most any application with an oval shift peg with a width of 5/8" or less.

ROUND SHIFT PEG COVERS

Dress up your factory shift peg instead of replacing it with this round, rubber-lined chrome-finished shift peg cover.

FOR HONDA

Fits: See Fitment Chart pg 79

8852 Chrome (ea)

FOR YAMAHA

FOR KAWASAKI

FOR SUZUKI

Fits: See Fitment Chart pg 79

8851 Chrome (ea)

SHIFT & BRAKE PEDAL PAD COVERS

A slick little chrome and rubber clamshell cover that replaces the stock rubber pad on brake or heel shift pedals.

FOR MULTI-FIT

Fits: See Fitment Chart, pg 79

4029 3" wide, Chrome (ea)

4045 3-1/4" wide, Chrome (ea)

Note: On Kawasaki or Suzuki models. Shift position may need to be adjusted to accept P/N 4029 in heel shift position. Not for use with Flamed Floorboard Covers (P/N 7025)

ISO® BRAKE PEDAL & COVERS

Installs directly over stock parts.

FOR HONDA

Fits: 14-'15 Valkyrie

8022 Pedal Cover, Chrome (ea)



4034



4036



8851

ISO



8852



8852



4029



4045



8022

NEW

FEATURED BIKES

COLLECTIONS

FOR METRIC CRUISER

Audio

Lighting

Accessory Mounts

Handlebar Controls, Grips & Mirrors

Pegs & Foot Controls

Covers, Trims & Accents

Air Cleaners

Touring & Comfort

FOR GOLD WING

LUGGAGE, ORGANIZERS & STORAGE COVERS

INDEX



REPLACEMENT COMPONENTS

ISO® FOOT CONTROLS
PG 198-199



LOOKS GREAT WITH..

ISO®-GRIPS
PG 49



PEGS & FOOT CONTROLS FOOTPEGS, SHIFT PEGS & BRAKE PEDAL PADS



8858



8858



8849



8857



8857



4037



ALSO AVAILABLE..
HANDLEBAR ACCENTS
FOR CAN-AM **PG 102**



4033



4025

BRAKE PEDAL COVER

FOR YAMAHA ROAD STAR 1600/1700

Installs in minutes and shows a noticeable difference from the plain stock rubber look.

FOR YAMAHA

Fits: See Fitment Chart Right

8858 Chrome (ea)

BRAKE PEDAL PAD

Here is a gorgeous chrome and rubber brake pedal pad for all the VTX Retro Models. With the clamshell design, installation takes only a couple minutes.

FOR HONDA

Fits: See Fitment Chart Right

8849 Chrome (ea)

BRAKE PEDAL PAD

This is one of our most popular parts that can be easily adapted for use on several Cruisers. Simply drill one hole in your existing rear brake pedal.

FOR YAMAHA

FOR KAWASAKI

FOR SUZUKI

Fits: See Fitment Chart Right

8857 Chrome (ea)

Note: Requires ability to drill a 3/8" bolt hole in center of brake pedal.

SHIFT & BRAKE PEDAL PAD COVERS

A slick little chrome and rubber clamshell cover that replaces the stock rubber pad on brake or heel shift pedals.

FOR CAN-AM

Fits: '08-'16 Spyder GS/RS Models Only (Right toe brake & left heel parking brake)

4037 Chrome (ea)

BRAKE ARM WITH PEDAL

This replacement brake pedal is pure class. Smooth lines, deep chrome and black rubber ISO-Pads make this a beautiful addition to your Wing.

FOR HONDA

Fits: '14-'15 Valkyrie

4033 Chrome (ea)

ISO®-BRAKE PEDAL PAD

Covers the raw, unfinished end of your brake pedal. Beautiful chrome with rubber inserts for a non-slip surface.

FOR HONDA

Fits: 97-'05 Valkyrie Models (except Rune)

4025 Chrome (ea)

FOOTPEGS, SHIFT PEGS & BRAKE PEDAL PADS PEGS & FOOT CONTROLS

SHIFT & BRAKE FITMENT REFERENCE CHART

FOR HONDA			
	TOE SHIFTER	HEEL SHIFTER	BRAKE PEDAL
VTX1800R/S/N/T	8852	8852	8849
VTX1800C/F	8852	N/A	8860
VTX1300R/S/T	4047	4047	8849
VTX1300C	8852	N/A	8860
VT1300 Sabre/Stateline	8852	N/A	8860
VT1300 Interstate	4047	4047	8849
Shadow 750 Aero/Phantom	4036	N/A	4029
'97-'04 Valkyrie (except Rune)	N/A	N/A	4025
Fury	8852	N/A	8860

FOR YAMAHA			
	TOE SHIFTER	HEEL SHIFTER	BRAKE PEDAL
'07-'14 Road Star 1700 (except Warrior)	8851	N/A	8858, 7518
'99-'06 Road Star 1600/1700 (except Warrior)	8851	8851	8858, 7518
Road Star Warrior	8851	N/A	8851
V Star 1300/T & V Star 1100 Classic	8851	4034	4045
V Star 1100 Custom	4034	N/A	4029
V Star 950/T	8851	4034	4045
'01-'10 V Star 650 Classic	8851	4034	4045
'98-'00 V Star 650 Classic	4034	N/A	4029
V Star 650 Custom	4034	N/A	4029
Roadliner, Stratoliner & Deluxe	8851	N/A	4045
Raider	8851	N/A	8851
Stryker	8851	N/A	8851
Bolt (All Models)	8851	N/A	8851

FOR KAWASAKI			
	TOE SHIFTER	HEEL SHIFTER	BRAKE PEDAL
Vulcan 2000	8851	8851	8857 ³ , 7518
'05-'08 Vulcan 1600	8851	4029 ¹	8857 ³
'03-'04 Vulcan 1600	8851	4029 ¹	8857 ³ , 7518
Vulcan 1500	8851	4029 ¹	8857 ³ , 7518
Vulcan 1700 (All Models)	8851	4029 ¹	8857 ³ , 7589, 7518
Vulcan 900 Custom	8851	None	4029
Vulcan 900 Classic	8851	4029 ¹	8857 ³ , 7518

FOR SUZUKI			
	TOE SHIFTER	HEEL SHIFTER	BRAKE PEDAL
Boulevard C50/T	8851	4029 ¹	8857 ³ , 7518
Boulevard C90	8851	4029 ¹	N/A
'98-'04 Intruder 1500LC	N/A	N/A	7518
C109	8851	N/A	N/A
Marauder 800/ Boulevard M50	N/A	N/A	4029

¹Heel shifter P/N 4029 is not compatible with Flamed Floorboard covers P/N 7025

²Shift position may need to be adjusted to accept P/N 4029 in heel shift position

³Brake Pedal Pad P/N 8857 Requires ability to drill a 3/8" bolt hole in center of brake pedal.

NEW

FEATURED BIKES

COLLECTIONS

FOR METRIC CRUISER

Audio

Lighting

Accessory Mounts

Handlebar Controls, Grips & Mirrors

Pegs & Foot Controls

Covers, Trims & Accents

Air Cleaners

Touring & Comfort

FOR GOLD WING

LUGGAGE, ORGANIZERS & STORAGE COVERS

INDEX

PEGS & FOOT CONTROLS FOOTPEGS, SHIFT PEGS & BRAKE PEDAL PADS



HEEL-TOE SHIFTER

This simple kit installs in minutes and retains the stock footpegs.

FOR HONDA

Fits: '14-'15 Valkyrie

4039 Chrome (ea)



HEEL SHIFTER EXTENSION

It bolts directly to Kuryakyn heel-toe shifter and moves the heel shift peg back either 1" or 1-1/2".

FOR HONDA

Fits: All '14-'15 Valkyrie Models Equipped with Kuryakyn Driver Floorboard, P/N's 4038 & 7060 or Heel-Toe Shifter Kit, P/N 4039 Only

4066 Chrome (ea)



FLOORBOARD COVERS U.S. Patent D544,410

Rubber inserts add comfort and give your boots a better grip. To install, just peel off the stock rubber layer, pop the cover into place, and screw the cover onto the stock board from the bottom.

FOR YAMAHA

Fits: All '06-'14 Roadliner, Stratoliner & Deluxe Models

7024 Chrome (pr)

Fits: All '99-'09 V Star 1100 Classic/Silverado, '09-'17 V Star 950/T, '07-'17 V Star 1300/T, & All '99-'14 Road Star 1600/1700 (except Warrior)

7020 Chrome (pr)



ISO®-BOARD CONVERSIONS FOR DRIVER OR PASSENGER

These kits include our finely chromed ISO-Boards and a cast bracket to connect the board to the slip-resistant splined adapter (sold separately).

FOR MULTI-FIT

Fits: OEM Stock Footpeg Mount Location, Requires Model Specific Splined Adapter (Sold Separately)

7916 For Driver or Passenger, Chrome (pr)



Note: Boards should not be installed in place of a footpeg on a peg mount secured with a single fastener and no anti-rotation mechanism. The board will apply too much force and loosen the mount from the bike. Passenger applications utilizing P/N 7916 requires 1" clearance from bottom of footpeg mount and exhaust. Sits 1" farther out than stock. P/N 4455 is recommended for Passenger use only; bracket design elevates board above existing peg locations about 1-1/4". P/N 7916 can be used for Driver or Passenger. Verify operation of existing shift lever and brake pedal will not be adversely affected by installation.

DETERMINE THE STYLE THAT BEST FITS YOUR APPLICATION:

P/N 4455 is recommended for Passenger use only; bracket design elevates board above existing peg location about 1-1/4".



P/N 7916 can be used for Driver or Passenger. Verify operation of existing shift lever & brake pedal will not be adversely effected by installation.



SMALL TRIDENT ISO®-PEGS

All the features and comfort of the original ISO-Peg but with a whole new look! Coordinates well with stock or custom footrests. Already have ISO-Pegs? Then update them with a whole new style by adding the Trident Replacement Rubbers.

FOR MULTI-FIT

Fits: See Fitment Chart Below

- 7590 With Male Mount Adapters, Chrome (pr)
- 7560 With Male Mount Adapters, Gloss Black (pr)
- 7595 Without Adapters, Chrome (pr) ▲
- 7565 Without Adapters, Gloss Black (pr) ▲

LARGE TRIDENT ISO®-PEGS

All the features and comfort of the original ISO-Peg but with a whole new look! Coordinates well with stock or custom footrests. Already have ISO-Pegs? Then update them with a whole new style by adding the Trident Replacement Rubbers.

FOR MULTI-FIT

Fits: See Fitment Chart

- 7591 With Male Mount Adapters, Chrome (pr)
- 7561 With Male Mount Adapters, Gloss Black (pr)
- 7596 Without Adapters, Chrome (pr) ▲
- 7566 Without Adapters, Gloss Black (pr) ▲

DUALY TRIDENT ISO®-PEGS

Features the same vibration-isolating technology as the rest of our classic ISO™ pegs, but with an updated look!

FOR MULTI-FIT

Fits: See Fitment Chart

- 7592 With Male Mount Adapters, Chrome (pr)
- 7562 With Male Mount Adapters, Gloss Black (pr)
- 7597 Without Adapters, Chrome (pr) ▲
- 7567 Without Adapters, Gloss Black (pr) ▲



ALSO AVAILABLE..
PREMIUM MINI BOARDS
PG 82



FITMENT CHART

WITH MALE MOUNT ADAPTERS

Used for Kuryakyn Clevis, Mounted in Cruise Peg Locations Only; See Cruise Peg Mounts, Kits and Clevises

Note: Male Mount Pegs are designed to fit Kuryakyn Clevises found in Kuryakyn Long Horn Offset Peg Mounts, Adjustable Tour-Tech Cruise Mounts, Mustache Bar and all other Highway & Cruise Pegs. Not designed as direct replacement for factory footpegs.

WITHOUT ADAPTERS

Fits: OEM Stock Footpeg Mount Location, Requires Model Specific Tapered (▲) or Splined (⚙️) Adapters (Sold Separately) Found on pages 87-90

NEW

FEATURED BIKES

COLLECTIONS

FOR METRIC CRUISER

Audio

Lighting

Accessory Mounts

Handlebar Controls, Grips & Mirrors

Pegs & Foot Controls

Covers, Trims & Accents

Air Cleaners

Touring & Comfort

FOR GOLD WING

LUGGAGE, ORGANIZERS & STORAGE COVERS

INDEX

PEGS & FOOT CONTROLS FOOTPEGS, SHIFT PEGS & BRAKE PEDAL PADS



PREMIUM MINI BOARDS

These compact boards combine the size and convenience of a peg with the comfort of a full-sized floorboard. Complements our Premium and Trident lines so you can still ride in comfort without sacrificing style. Utilizing splined adapters, the boards can be positioned forward, back, or center at almost any angle. Also a great option for Driver Cruise Pegs!

FOR MULTI-FIT

Fits: See Fitment Chart

4392 With Male Mount Adapters, Chrome (pr)

7578 With Male Mount Adapters, Gloss Black (pr)

4393 Without Adapters, Chrome (pr) *

7579 Without Adapters, Gloss Black (pr) *

Note: Ensure proper clearance before installation in driver position.




PREMIUM MINI BOARDS WITH COMFORT DROP MOUNTS

The 3/4" drop-style mount, with interlocking splines, provides more legroom and slight angle adjustability for added comfort. Maintain stock-like ground clearance for optimum control (5-1/2" long x 4" wide).

FOR HONDA

Fits: '14-'15 Valkyrie

4328 Chrome (pr)



DELUXE ISO®-BRAKE PEDAL PADS

High-quality soft rubber wrapped in glistening chrome, this premium pedal looks good and is made to last. Installs easily using hidden fasteners.

FOR YAMAHA

Fits: All '99-'14 Road Star Models (except Warrior)

FOR KAWASAKI

Fits: 96-'08 Vulcan 1500, '05-'08 Vulcan 1600 Classic, All Vulcan 2000, '06-'18 Vulcan 900 Classic, All '09-'14 Vulcan 1700 & All '09-'18 Voyager & Vaquero

FOR SUZUKI

Fits: 05-'18 Boulevard C50/T & '98-'04 Intruder 1500LC

7589 Chrome (ea)



HEEL BOSS FOR EASY BRAKING

Designed as a braking aid to make it easier to reach the rear brake pedal, the Heel Boss is ideal for those long days on the road. Simply bolt on for effortless rear brake control and an alternate heel position. Take control, be the boss with the new Kuryakyn Heel Boss.

FOR HONDA

Fits: '14-'15 Valkyrie

4065 Chrome (ea)

Note: Compatible with Kuryakyn Driver Floorboard Kit, P/N 4038 sold separately.



TRIDENT WIDE BRAKE PEDAL WITH ARM

This ergonomic pedal is 1" wider than stock and features a brilliant chrome finish to coordinate with our other Trident line accessories. Direct replacement for the OEM brake pedal.

FOR HONDA

Fits: '14-'15 Valkyrie

4077 Chrome (ea)



FOOTPEGS, SHIFT PEGS & BRAKE PEDAL PADS PEGS & FOOT CONTROLS


PREMIUM & RIBBED FOLDING BOARDS


FOR DRIVER OR PASSENGER U.S. Patent D653,174

Style, quality, function, and adjustability at a price that can't be beat. Switching to floorboards just got easier with five thoughtfully placed splined mounts. These boards can be fine tuned just right for the rider or passenger. (4-1/2" wide x 8-1/2" long)

FOR MULTI-FIT

Fits: See Fitment Chart Below

4351 Premium, Without Adapters, Chrome (pr) 

4357 Ribbed, Without Adapters, Wrinkle Black (pr) 

Note: Boards should not be installed in place of a footpeg on a peg mount secured with a single fastener and no anti-rotation mechanism. The board will apply too much force and loosen the mount from the bike.



REPLACEMENT COMPONENTS

PREMIUM FOOT CONTROLS
PG 198-199

DRIVER FLOORBOARD KIT

U.S. Patents D528,476; D531,092 & 7,287,773,

Our Driver Floorboard Kit includes a built-in heel-toe shifter and a brake lever for the ultimate in comfort and convenience. Installs in minutes.

FOR HONDA

Fits: '14-'15 Valkyrie

4038 Chrome (set)

7060 Gloss Black (kit)

BAHN™ PEGS

The flattened top and coordinating end caps are forged and machined aluminum engineered for increased surface area to support your boots, while soft rubber inserts provide reduced vibration for a seamless blend of unmatched style and function.

FOR MULTI-FIT

Fits: See Fitment Chart Below

6959 With Male Mount Adapters, Chrome (pr)


6958 With Male Mount Adapters, Tuxedo (pr)



4351



4351



4357



4357



4038



7060



6958



FITMENT CHART

WITH MALE MOUNT ADAPTERS

Used for Kuryakyn Clevis, Mounted in Cruise Peg Locations Only; See Cruise Peg Mounts, Kits and Clevises

Note: Male Mount Pegs are designed to fit Kuryakyn Clevises found in Kuryakyn Long Horn Offset Peg Mounts, Adjustable Tour-Tech Cruise Mounts, Mustache Bar and all other Highway & Cruise Pegs. Not designed as direct replacement for factory footpegs.

WITHOUT ADAPTERS

Fits: OEM Stock Footpeg Mount Location, Requires Model Specific Tapered () or Splined () Adapters (Sold Separately) Found on pages 87-90

NEW

FEATURED BIKES

COLLECTIONS

FOR METRIC CRUISER

Audio

Lighting

Accessory Mounts

Handlebar Controls, Grips & Mirrors

Pegs & Foot Controls

Covers, Trims & Accents

Air Cleaners

Touring & Comfort

FOR GOLD WING

LUGGAGE, ORGANIZERS & STORAGE COVERS

INDEX

PEGS & FOOT CONTROLS FOOTPEGS, SHIFT PEGS & BRAKE PEDAL PADS



ZOMBIE™ PEGS

Unique style and durability make these pegs a stunning addition to your bike. All feature beautiful chrome with durable rubber pads and our ominous Zombie skull.

FOR MULTI-FIT

Fits: See Fitment Chart

- 4470 With Male Adapter, Chrome (pr)
- 4471 Without Male Adapter, Chrome (pr) ▲

MINI DAGGER PEGS

Measuring 1-1/8" wide by 3-1/2" long, Mini Daggers are great for keeping cruise, driver or passenger pegs minimal.

FOR MULTI-FIT

Fits: See Fitment Chart

- 7521 With Male Adapter, Chrome (pr)
- 7520 Without Male Adapter, Chrome (pr) ▲

STILLETTO™ PEGS

The radical Stiletto Peg is designed for those who ride on the wild side.

FOR MULTI-FIT

Fits: See Fitment Chart

- 4475 With Male Adapter, Chrome (pr)
- 4476 Without Male Adapter, Chrome (pr) ▲

STILLETTO™ STIRRUPS

Relax and kick your heels up in style. Includes Stiletto Pegs and Stirrups.

FOR MULTI-FIT

Fits: See Fitment Chart

- 4477 With Stirrups & Male Adapter, Chrome (pr)

DOMED END CAPS



FOR MULTI-FIT

Fits: Kuryakyn Stiletto Pegs

- 4484 Chrome (pr)

Fits: Kuryakyn Stiletto Stirrups

- 4483 Chrome (pr)

FITMENT CHART

WITH MALE MOUNT ADAPTERS

Used for Kuryakyn Clevis, Mounted in Cruise Peg Locations Only; See Cruise Peg Mounts, Kits and Clevises

Note: Male Mount Pegs are designed to fit Kuryakyn Clevises found in Kuryakyn Long Horn Offset Peg Mounts, Adjustable Tour-Tech Cruise Mounts, Mustache Bar and all other Highway & Cruise Pegs. Not designed as direct replacement for factory footpegs.

WITHOUT ADAPTERS

Fits: OEM Stock Footpeg Mount Location, Requires Model Specific Tapered (▲) or Splined (⚙️) Adapters (Sold Separately) Found on pages 87-90

FOOTPEGS, SHIFT PEGS & BRAKE PEDAL PADS PEGS & FOOT CONTROLS

FLAMIN' PEGS


U.S. Patent D593,911

Flames add class and timeless design to your bike. Coordinate these pegs with our ISO-Flame Grips for a scorchin' hot look!

FOR MULTI-FIT

Fits: See Fitment Chart

4416 With Male Mount Adapters, Chrome (pr)

4417 Without Adapters, Chrome (pr) 



FLAMIN' SWITCHBLADE PEGS

U.S. Patents D593,911 & 6,893,038

Tough, die cast zinc that's chrome plated with fastened rubber components that are not glued on. Switch it up and extend the heel stirrup for added comfort.

FOR MULTI-FIT

Fits: See Fitment Chart

4411 With Male Mount Adapters, Chrome (pr)

4412 Without Adapters, Chrome (pr) 



FLAMIN' BRAKE PEDAL PADS

Tough die-cast construction and brilliant chrome finish. All rubber components are physically retained, no more glued-on pads.

FOR YAMAHA

Fits: All '99-'14 Road Star Models (except Warrior)

FOR KAWASAKI

Fits: '96-'08 Vulcan 1500, '05-'08 Vulcan 1600 Classic, All Vulcan 2000, '06-'18 Vulcan 900 Classic, All '09-'14 Vulcan 1700 & All '09-'18 Voyager & Vaquero 1700

FOR SUZUKI

Fits: '05-'18 Boulevard C50/T & '98-'04 Intruder 1500LC

7518 Chrome (ea)



FLAMED FLOORBOARD COVERS

U.S. Patent D589,408

These covers mount right over your stock floorboards to make a larger, more comfortable foot position without reducing your cornering clearance. Coordinate with other Flame Series accessories for a blazin' look!

FOR YAMAHA

Fits: '99-'09 V Star 1100 Classic, '09-'17 V Star 950/T, '07-'17 V Star 1300/T, '99-'14 Road Star 1600/1700 (except Warrior)


FOR KAWASAKI

Fits: '03-'08 Vulcan 1600 Classic/Nomad, '04-'09 Vulcan 2000, '96-'08 Vulcan 1500 Classic/Nomad/Drifter, '96-'06 Vulcan 800 Classic/Drifter, '06-'18 Vulcan 900 Classic, '09-'14 Vulcan 1700, '09-'18 Voyager & Vaquero

FOR SUZUKI

Fits: '05-'18 Boulevard C50, '05-'09 Boulevard C90, '08-'09 Boulevard C109

7025 Chrome (pr)



NEW

FEATURED BIKES

COLLECTIONS

FOR METRIC CRUISER

Audio

Lighting

Accessory Mounts

Handlebar Controls, Grips & Mirrors

Pegs & Foot Controls

Covers, Trims & Accents

Air Cleaners

Touring & Comfort

FOR GOLD WING

LUGGAGE, ORGANIZERS & STORAGE COVERS

INDEX

PEGS & FOOT CONTROLS FOOTPEGS, SHIFT PEGS & BRAKE PEDAL PADS



WIDOW™ PEGS

Intimidate onlookers with the wicked, spider-themed designs of our Widow Pegs. Distinct and durable, these pegs are built to stun. They look awesome by themselves or team them up with the rest of Kuryakyn's Widow series for an unparalleled look.

FOR MULTI-FIT

Fits: See Fitment Chart

4491 With Male Mount Adapters, Chrome (pr)

4492 Without Adapters Chrome (pr) ▲



WIDOW



PILOT™ PEGS

With Pilot Pegs you get the same versatility as with the ISO and Retro Pegs. Our wide variety of extensions, clamps, and accessories provide endless possibilities for peg location and application. A transforming full-coverage brake pedal pad completes the set.

FOR MULTI-FIT

Fits: See Fitment Chart

4425 With Male Mount Adapters, Chrome (pr)




MINI PILOT™ PEGS

The same great styling as the original Pilot Pegs in a smaller size! Perfect for providing a footpeg for the passenger while not calling attention to itself.

FOR MULTI-FIT

Fits: Universal Fitment for All Kuryakyn Highway Peg Mounts (does not fit OEM driver & passenger locations)

4430 With Male Mount Adapters, Chrome (pr)



PILOT™ PEG STIRRUPS

Our superbly designed stirrup arm, with its smooth radius and built-in heel guard, prevents melting the heel of your boot on the front pipe when resting your weary ridin' feet.

FOR MULTI-FIT

Fits: See Fitment Chart

4428 With Stirrups & Male Mount Adapter, Chrome (pr)



REPLACEMENT COMPONENTS
PILOT FOOT CONTROLS
PG 198-199

FITMENT CHART

WITH MALE MOUNT ADAPTERS

Used for Kuryakyn Clevis, Mounted in Cruise Peg Locations Only; See Cruise Peg Mounts, Kits and Clevises

Note: Male Mount Pegs are designed to fit Kuryakyn Clevises found in Kuryakyn Long Horn Offset Peg Mounts, Adjustable Tour-Tech Cruise Mounts, Mustache Bar and all other Highway & Cruise Pegs. Not designed as direct replacement for factory footpegs.

WITHOUT ADAPTERS

Fits: OEM Stock Footpeg Mount Location, Requires Model Specific Tapered (▲) or Splined (✳) Adapters (Sold Separately) Found on pages 87-90

FOOTPEG & FLOORBOARD ADAPTERS PEGS & FOOT CONTROLS



FOOTPEG ADAPTERS

TAPERED |  |




SPLINED |  |



Kuryakyn floorboards and footpegs feature a two-part mounting system. Depending on the style you choose, each floorboard or footpeg will require either a **SPLINED** or **TAPERED** adapter (sold in pairs). Use the chart below to determine the right adapter.

FOR HONDA

FITMENT	YEAR	 CHROME		 CHROME		 GLOSS BLACK		 GLOSS BLACK	
		FRONT	REAR	FRONT	REAR	FRONT	REAR	FRONT	REAR
VTX1800C/F	'02-'08	8803	8802	8815 / 8816 ¹	8818	8864	8866	8863	8862
VTX1800R/S/N/T	'02-'08	N/A	8802	N/A	8818	N/A	8866	N/A	8862
Valkyrie	'14-'15	7939	8806	8808	8807	8868	N/A	8889	N/A
Valkyrie (All Models)	'97-'04	7946	8802	N/A	8825	N/A	8866	N/A	8869
VTX1300R/S/T	'03-'09	N/A	8802	N/A	8818	N/A	8866	N/A	8862
VTX1300C	'03-'09	8803	8802	8815	8818	8864	8866	8863	8862
VT1300 Sabre/Stateline	'10-'16	8803	8802	8815	8818	8864	8866	8863	8862
VT1300 Interstate	'10-'15	N/A	8802	N/A	8818	N/A	8866	N/A	8862
Fury	'09-'18	8803	8802	8815	8818	8864	8866	8863	8862
1100 Sabre	'00-'07	8803	8803	8815	8825	8864	8864	8863	8869
1100 Aero	'99-'02	N/A	8802	N/A	N/A	N/A	8866	N/A	N/A
1100 Ace Tourer	'97-'03	7946	8802	N/A	N/A	N/A	8866	N/A	N/A
1100 Spirit	'99-'07	8803	8803	8815	8825	8864	8864	8863	8869
1100 Shadow Ace	'95-'99	7946	8802	N/A	N/A	N/A	8866	N/A	N/A
750 Shadow (All Models)	'00-'18	8803	8802	8815	8818	8864	8866	8863	8862
750 Magna	'96-'04	8803	8802	8815	8818	8864	8866	8863	8862
600 VLX & Deluxe	'96-'07	8803	8802	8815	8818	8864	8866	8863	8862
Rebel 250	'96-'16	N/A	8802	N/A	8818	N/A	8866	N/A	8862
CBR600	'00-'08	7939	N/A	8808	N/A	8868	N/A	8889	N/A
CBR600RR	'09-'16	N/A	N/A	N/A	N/A	N/A	N/A	N/A	N/A
CBR929	'00-'01	7939	N/A	8808	N/A	8868	N/A	8889	N/A
ST1300	'03-'12	7939	N/A	8808	N/A	8868	N/A	8889	N/A
CBR954RR	'02-'03	7939	N/A	8808	N/A	8868	N/A	8889	N/A
CBR1000RR	'04-'16	7939	N/A	8808	N/A	8868	N/A	8889	N/A
CB1000R	'11-'16	7939	N/A	8808	N/A	8868	N/A	8889	N/A
CBR1100XX	'00-'03	7939	N/A	8808	N/A	8868	N/A	8889	N/A
Interceptor (VFR800)	'00-'09	7939	N/A	8808	N/A	8868	N/A	8889	N/A

*8816 / 8826 For use in driver applications when used with P/N 4351 or 4357

NEW

FEATURED BIKES

COLLECTIONS

FOR METRIC CRUISER

Audio

Lighting

Accessory Mounts

Handlebar Controls, Grips & Mirrors

Pegs & Foot Controls

Covers, Trims & Accents

Air Cleaners

Touring & Comfort

FOR GOLD WING

LUGGAGE, ORGANIZERS & STORAGE COVERS

INDEX

PEGS & FOOT CONTROLS FOOTPEG & FLOORBOARD ADAPTERS

FOR YAMAHA

FITMENT	YEAR	▲ CHROME		❁ CHROME		▲ GLOSS BLACK		❁ GLOSS BLACK	
		FRONT	REAR	FRONT	REAR	FRONT	REAR	FRONT	REAR
V Star 1300 (All Models)	'07-'17	N/A	8809	N/A	8825	N/A	N/A	N/A	8869
V Star 1100	'99-'09	8810	8811	8814	8818	N/A	N/A	N/A	8862
V Star 950 (All Models)	'09-'17	N/A	8811	N/A	8818	N/A	N/A	N/A	8862
V Star 650	'98-'16	8810	8811	8814	8818	N/A	N/A	N/A	8862
V Star/Virago 250	All	8831	8811	N/A	N/A	N/A	N/A	N/A	N/A
V-Max	'09-'18	8802	8843	N/A	N/A	8866	N/A	N/A	N/A
V-Max	'85-'08	8810	8811	N/A	N/A	N/A	N/A	N/A	N/A
Virago 1100/750	All	8810	8811	8814	8818	N/A	N/A	N/A	8862
Road Star 1600/ 1700 (ex. Warrior)	'99-'14	N/A	8811	N/A	8818	N/A	N/A	N/A	8862
Road Star Warrior	'02-'09	8812	8809	8818	8825	N/A	N/A	8862	8869
Royal Star with OEM Rear Pegs	'96-'01	N/A	8811	N/A	8818	N/A	N/A	N/A	8862
Roadliner/ Stratoliner/Deluxe	'06-'14	N/A	8809	N/A	8825	N/A	N/A	N/A	8869
Raider	'08-'17	8802	8809	8818	8825	8866	N/A	8862	8869
Stryker	'11-'17	8810	8811	8814 / 8826 ¹	8818	N/A	N/A	8865	8862
Bolt & Bolt R-Spec	'14-'18	8810	N/A	8814	N/A	N/A	N/A	N/A	N/A
YZR-R6/R6S/600R	'99-'16	8802	N/A	N/A	N/A	8866	N/A	N/A	N/A
FZ6R	'09-'16	8802	8811	N/A	N/A	8866	N/A	N/A	N/A
YZF-R1/1000R	'00-'16	8802	N/A	N/A	N/A	8866	N/A	N/A	N/A
FZ-1/1000	'01-'16	8802	N/A	N/A	N/A	8866	N/A	N/A	N/A
FZ8	'11-'13	8802	8811	N/A	N/A	8866	N/A	N/A	N/A

Note: ¹ 8816 / 8826 For use in driver applications when used with P/N 4351 or 4357

FOR KAWASAKI

FITMENT	YEAR	▲ CHROME		❁ CHROME		▲ GLOSS BLACK		❁ GLOSS BLACK	
		FRONT	REAR	FRONT	REAR	FRONT	REAR	FRONT	REAR
Vulcan 2000 (All Models)	'04-'10	N/A	8831	N/A	8826	N/A	N/A	N/A	8865
Vulcan 1700 (All Models)	'09-'18	N/A	8831	N/A	8826	N/A	N/A	N/A	8865
Vulcan 1600 Classic	'03-'08	N/A	8831	N/A	8826	N/A	N/A	N/A	8865
Vulcan 1500 Classic	'96-'08	N/A	8831	N/A	8826	N/A	N/A	N/A	8865
Vulcan 1500 A/B	'87-'99	8830	8831	8813	8826	N/A	N/A	N/A	8865
Vulcan 1500 Drifter	'99-'05	N/A	8831	N/A	8826	N/A	N/A	N/A	8865
Vulcan 1500/1600 Mean Streak	'02-'08	8830	8831	8813	8826	N/A	N/A	N/A	8865
Vulcan 900 Classic	'06-'18	N/A	8831	N/A	8826	N/A	N/A	N/A	8865
Vulcan 900 Custom	'06-'18	8830	8831	8813	8826	N/A	N/A	N/A	8865

CONTINUED ON NEXT PAGE

FOOTPEG & FLOORBOARD ADAPTERS PEGS & FOOT CONTROLS

FOR KAWASAKI (CONTINUED)

FITMENT	YEAR	▲ CHROME		❁ CHROME		▲ GLOSS BLACK		❁ GLOSS BLACK	
		FRONT	REAR	FRONT	REAR	FRONT	REAR	FRONT	REAR
Vulcan 800 Classic	'95-'05	8830	8831	8813	8826	N/A	N/A	N/A	8865
Vulcan 800 Custom	'95-'05	8830	8831	8813	8826	N/A	N/A	N/A	8865
Ninja 300	'13-'16	8830	N/A	8813	N/A	N/A	N/A	N/A	N/A
ZX-6R	'00-'16	8830	N/A	8813	N/A	N/A	N/A	N/A	N/A
ZX-7R	'00-'03	8830	N/A	8813	N/A	N/A	N/A	N/A	N/A
ZX-9R	'00-'03	8830	N/A	8813	N/A	N/A	N/A	N/A	N/A
Z1000	'03-'16	8830	N/A	8813	N/A	N/A	N/A	N/A	N/A
ZX-10R	'04-'16	8830	N/A	8813	N/A	N/A	N/A	N/A	N/A
ZX-11R	'00-'01	8830	N/A	8813	N/A	N/A	N/A	N/A	N/A
ZX-12R	'00-'05	8830	N/A	8813	N/A	N/A	N/A	N/A	N/A
ZX-14R	'06-'18	8830	N/A	8813	N/A	N/A	N/A	N/A	N/A
Concours 1400	'08-'18	8830	N/A	N/A	N/A	N/A	N/A	N/A	N/A

FOR SUZUKI

FITMENT	YEAR	▲ CHROME		❁ CHROME		▲ GLOSS BLACK		❁ GLOSS BLACK	
		FRONT	REAR	FRONT	REAR	FRONT	REAR	FRONT	REAR
Marauder 1600/ Boulevard M95	'04-'06	8830	8831	N/A	N/A	N/A	N/A	N/A	N/A
Intruder 1500 LC/ Boulevard C90	'98-'18	N/A	8821	N/A	8818	N/A	N/A	N/A	8862
Intruder 1400/ Boulevard S83	'95-'08	8820	8821	N/A	8818	N/A	N/A	N/A	8862
Marauder 800	'97-'04	8820	8821	N/A	8818	N/A	N/A	N/A	8862
Boulevard C50/T	'05-'18	N/A	8823	N/A	8818	N/A	N/A	N/A	8862
Boulevard M50	'05-'18	7939	8823	8808	8818	8868	N/A	8889	8862
Volusia 800	'01-'04	7939	8802	N/A	8818	8868	8866	N/A	8862
M109R (All Models)	'06-'18	7939	8822	8808	N/A	8868	N/A	8889	N/A
Boulevard M90	'09-'18	7939	8823	8808	8818	8868	N/A	8889	8862
Boulevard C109	'08-'13	N/A	8823	N/A	8818	N/A	N/A	N/A	8862
GSX-R600	'00-'16	7939	8822	8808	N/A	8868	N/A	8889	N/A
GSX-R750	'00-'16	7939	8822	8808	N/A	8868	N/A	8889	N/A
GSX-R1000,	'01-'16	7939	8822	8808	N/A	8868	N/A	8889	N/A
SV650	'00-'09	7939	N/A	8808	N/A	8868	N/A	8889	N/A
SV1000	'03-'07	7939	N/A	8808	N/A	8868	N/A	8889	N/A
Hayabusa (GSX1300R)	'99-'07	7939	N/A	8808	N/A	8868	N/A	8889	N/A
Hayabusa (GSX1300R)	'08-'18	7939	8822	8808	N/A	8868	N/A	8889	N/A

NEW

FEATURED BIKES

COLLECTIONS

FOR METRIC CRUISER

Audio

Lighting

Accessory Mounts

Handlebar
Controls, Grips
& Mirrors

Pegs & Foot
Controls

Covers, Trims
& Accents

Air Cleaners

Touring
& Comfort

FOR GOLD WING

LUGGAGE,
ORGANIZERS &
STORAGE COVERS

INDEX

PEGS & FOOT CONTROLS FOOTPEG & FLOORBOARD ADAPTERS

FOR BMW

FITMENT	YEAR	SATIN BLACK		SATIN BLACK		SILVER	
		FRONT	REAR	FRONT	REAR	FRONT	REAR
BMW R NineT (except Scrambler, Pure, Racer & Urban)	'14-'18	8873	N/A	8872	N/A	8902	N/A

FOR DUCATI

FITMENT	YEAR	SATIN BLACK		SATIN BLACK		SILVER	
		FRONT	REAR	FRONT	REAR	FRONT	REAR
15-'18 Ducati Scrambler Models Icon, Urban Enduro, Full Throttle, Classic, Sixty2, Desert Sled & Cafe Racer.	'15-'18	8871	8871	8870	8870	8903	8903

FOR TRIUMPH

FITMENT	YEAR	CHROME		CHROME		GLOSS BLACK		GLOSS BLACK	
		FRONT	REAR	FRONT	REAR	FRONT	REAR	FRONT	REAR
Rocket III	All	8840	7939	8813	8808	N/A	8868	N/A	8889
Thunderbird	'95-'03	8840	8840	8841*	8841*	N/A	N/A	N/A	N/A
Thunderbird Sport	'98-'00, '03	8840	8840	8841*	8841*	N/A	N/A	N/A	N/A
Thunderbird/Storm	'10-'18	8840	8802	8841*	8841*	N/A	8866	N/A	8862
Adventurer	'96-'01	8840	8840	8841*	8841*	N/A	N/A	N/A	N/A
Legend	'99-'01	8840	8840	8841*	8841*	N/A	N/A	N/A	N/A
Bonneville T100	'01-'18	N/A	8840	N/A	8841*	N/A	N/A	N/A	N/A
Bonneville SE	'96-'01	N/A	8840	N/A	8841*	N/A	N/A	N/A	N/A
Bonneville America	'02-'10	8840	8840	8841*	8841*	N/A	N/A	N/A	N/A
Speedmaster	'03-'18	8840	8840	8841*	8841*	N/A	N/A	N/A	N/A
America	'10-'17	8840	8840	8841*	8841*	N/A	N/A	N/A	N/A

FITMENT	YEAR	SATIN BLACK		SATIN BLACK		SILVER		SILVER	
		FRONT	REAR	FRONT	REAR	FRONT	REAR	FRONT	REAR
Rocket III	All	N/A	N/A	8905*	N/A	N/A	N/A	8906 ²	N/A
Thunderbird	'95-'03	N/A	N/A	8905*	8905*	N/A	N/A	8906 ²	8906 ²
Thunderbird Sport	'98-'00, '03	N/A	N/A	8905*	8905*	N/A	N/A	8906 ²	8906 ²
Thunderbird/Storm	'10-'18	N/A	N/A	8905*	N/A	N/A	N/A	8906 ²	N/A
Adventurer	'96-'01	N/A	N/A	8905*	8905*	N/A	N/A	8906 ²	8906 ²
Legend	'99-'01	N/A	N/A	8905*	8905*	N/A	N/A	8906 ²	8906 ²
Bonneville T100	'01-'18	8875	N/A	8874	8905*	N/A	N/A	8904	8906 ²
Bonneville SE	'96-'01	8875	N/A	8874	8905*	N/A	N/A	8904	8906 ²
Bonneville America	'02-'10	N/A	N/A	8905*	8905*	N/A	N/A	8906 ²	8906 ²
Speedmaster	'03-'18	N/A	N/A	8905*	8905*	N/A	N/A	8906 ²	8906 ²
America	'10-'17	N/A	N/A	8905*	8905*	N/A	N/A	8906 ²	8906 ²

*Will not work with Swept wing pegs P/N 4466 & 4467

FOR CAN-AM

FITMENT	YEAR	CHROME		CHROME		GLOSS BLACK		GLOSS BLACK	
		FRONT	REAR	FRONT	REAR	FRONT	REAR	FRONT	REAR
Spyder RS	'08-'16	7939	8848	8808	N/A	8868	N/A	8889	N/A

FOOTPEG & FLOORBOARD ADAPTERS PEGS & FOOT CONTROLS

SPLINED PEG ADAPTERS FOR KURYAKYN HIGHWAY & CRUISE PEG APPLICATIONS

FOR MULTI-FIT

Fits: All Kuryakyn Pegs That Accept Splined Adapters, for Use With All Kuryakyn Highway Peg Mounts (does not fit OEM driver & passenger locations)

8881 Chrome (pr)

8888 Gloss Black (pr)

NEW 8898 Satin Black (pr)

NEW 8899 Silver (pr)

NEW



8898

NEW



8899

TAPERED PEG ADAPTERS

Choose the footpegs you like and then select the model specific adapter for your bike.

FOR MULTI-FIT

Fits: All Kuryakyn Pegs That Accept Tapered Adapters for Use with All Kuryakyn Highway Peg Mounts (does not fit OEM driver & passenger locations)

8880 Chrome (pr)

8890 Gloss Black (pr)

8880



8890



ADJUSTABLE STOP MALE MOUNT ADAPTERS

By adjusting the position of a small set screw, the angle of your footpeg can be adjusted up from the male mount.

FOR MULTI-FIT

Fits: All Kuryakyn Pegs That Accept Tapered Adapters for Use with All Kuryakyn Highway Peg Mounts (does not fit OEM driver & passenger locations)

8008A Adjustable Stop Male Mount Adapters, Chrome (pr)

8008A



DRIVER PEG MOUNTS

FOR HONDA

Fits: '14-'15 Valkyrie

4544 Chrome (pr)



4544

FOOTPEG & STIRRUP EXTENDERS

FOR MULTI-FIT

Fits: Universal Fitment for All Kuryakyn Highway Peg Mounts (does not fit OEM driver & passenger locations)

8043 1-1/4", Chrome (pr)

8041 2-1/4", Chrome (pr)

4544



MALE MOUNT FOOTPEG EXTENSIONS

FOR MULTI-FIT

Fits: All Kuryakyn Pegs That Accept Tapered Adapters for Use with All Kuryakyn Highway Peg Mounts (does not fit OEM driver & passenger locations)

8064 2-1/2", Chrome (pr)

8063 1-1/2", Chrome (pr)

8043



8064



8063

Note: For use as extension from Male Mount Clevis. Does not work with Metric OEM Peg Mounts. Pegs sold separately.

ENDS & BOLTS

Model-specific adapters and bolts for footpeg fitment.

FOR MULTI-FIT

Fits: Kuryakyn Large ISO-, Dually ISO-, ISO-Wing, Large Trident & Dually Trident Pegs

8066 Chrome (ea)

8066



FOR METRIC CRUISER

NEW

FEATURED BIKES

COLLECTIONS

FOR METRIC CRUISER

Audio

Lighting

Accessory Mounts

Handlebar
Controls, Grips
& Mirrors

Pegs & Foot
Controls

Covers, Trims
& Accents

Air Cleaners

Touring
& Comfort

FOR GOLD WING




LUGGAGE,
ORGANIZERS &
STORAGE COVERS

INDEX

PEGS & FOOT CONTROLS FOOTPEG & FLOORBOARD RELOCATORS



Adjust Your Pegs 2" or 4"



MALE MOUNT LOCKABLE OFFSET

Greater flexibility for a wide variety of applications without fear of slippage. Tapered end accepts Kuryakyn footpegs requiring tapered adapters (sold separately).

FOR MULTI-FIT

Fits: Kuryakyn Footpegs Using Tapered Adapters for H-D Style Male Mount Applications & Typical Male Mount Cruise Peg Applications

7937 4" Lockable Offset, Chrome (pr)

7936 2" Lockable Offset, Chrome (pr)

Note: Not compatible with Kuryakyn Floorboards, Liberator Pegs or SwingWing Pegs or Kinetic Pegs.

ADJUSTABLE LOCKABLE OFFSETS

Adjust your pegs 2" or 4" forward, back, up or down for perfect comfort. 360° of lockable adjustability. Kuryakyn Male Mount Pegs sold separately.

FOR MULTI-FIT

Fits: H-D Style Male Mount Applications & Typical Male Mount Cruise Peg Applications

4557 4" Offsets with Male Mount Adapters, Chrome (pr)

4556 2" Offsets with Male Mount Adapters, Chrome (pr)

Note: Not recommended for use on mounts fastened to the motorcycle with only a single fastener. Leverage applied by the offset arm will cause the mount to twist and loosen from the motorcycle.

2" OFFSET FOR PASSENGER BOARD MOUNTING

Just add boards!

FOR MULTI-FIT

Fits: All Kuryakyn Floorboards for Mounting with Model Specific Splined Adapters (sold separately)

8837 Chrome (pr)

Note: Not intended for Driver Position Applications.

PASSENGER CRUISE PEGS

These sleek yet durable mounts are just the ticket for creating an oasis of passenger comfort. Bolting directly to the passenger peg mounts, these cleverly designed cruise pegs pivot out of the way when not in use, ensuring no interference with the driver's legs.

FOR HONDA

Fits: '14-'15 Valkyrie

7016 Chrome (pr)

HIGHWAY & CRUISE PEGS PEGS & FOOT CONTROLS

ERGO III CRUISE MOUNTS U.S. Patents D718,671 & 9,352,795
Offering a full 1-1/2" of front-to-back adjustability and a rotational adjustable mounting hub for an unmatched level of comfort. Featuring Automatic Lift Technology, the rider can push the peg lower to stretch out while cruising, then when not in use the arm automatically raises to maintain cornering clearance (or mount in fixed position if preferred).

FOR HONDA

Fits: '14-'15 Valkyrie

- 4081 With Trident Dually ISO-Pegs, Chrome (set)
- 4082 With Premium Mini Boards, Chrome (set)
- 3990 With Trident Dually ISO-Peg, Gloss Black (set)

FOR MULTI-FIT

Fits: Ergo II Cruise Pegs

- 4080 Update Kit, Chrome (set)

ERGO II CRUISE MOUNTS U.S. Patents D506,707 & 6,893,038
Each mount is easily installed and locates the swingarm mounting point high and tight for excellent cornering clearance. Sturdy two-piece clamp assembly comes with either the 6" long arm or Mini Arm. Each arm comes with various footrest options while providing a wide range of adjustability.

FOR HONDA

6" ARMS (FOR SHORTER RIDERS)

Fits: '14-'15 Valkyrie

- 4057 ISO-Wings, Chrome (set)
- 4058 L.E.D. Cruise Boards, Chrome (set)
- 4059 Cruise Boards, Chrome (set)
- 4056 Dually ISO-Pegs, Chrome (set)
- 4064 Switchblade Pegs, Chrome (pr)
- 4078 Premium Mini Boards, Chrome (set)

MINI ARMS (FOR TALLER RIDERS)

- 3995 Trident Dually ISO-Pegs, Gloss Black (set)
- 4073 Dually ISO-Pegs, Chrome (pr)
- 4074 Switchblade Pegs, Chrome (pr)
- 4076 Premium Mini Boards, Chrome (set)

ERGO CRUISE PEG MOUNTS


The articulated mounting bracket is made of highly polished stainless steel for extreme strength, great looks and simple installation. The 6" long chrome swingarm has an ingenious locking mechanism and is canted at a 6° angle, which angles the pegs just the right amount for ideal comfort.

FOR HONDA

Fits: All '97-'04 Valkyrie Models (except Interstate & Rune)

- 4041 With Cruise Boards, Chrome (pr)
- 4040 With L.E.D. Cruise Boards, Chrome (set)
- 4052 With ISO-Wings, Chrome (pr)
- 4050 With Dually ISO-Pegs, Chrome (pr)

Note: To change existing Ergo's with Floorboards to Pegs we suggest P/N 8061 and Pegs. To move pegs outward choose 7/8" Longer Clevis (P/N 4075).



FOR METRIC CRUISER

NEW

FEATURED BIKES

COLLECTIONS

FOR METRIC CRUISER

Audio

Lighting

Accessory Mounts

Handlebar Controls, Grips & Mirrors

Pegs & Foot Controls

Covers, Trims & Accents

Air Cleaners

Touring & Comfort

FOR GOLD WING

LUGGAGE, ORGANIZERS & STORAGE COVERS

INDEX

PEGS & FOOT CONTROLS HIGHWAY & CRUISE PEGS



ENGINE GUARD WITH FIXED FOOTRESTS

Enjoy stretched-out cruising comfort and a degree of engine protection without obtrusive looks. We've honed this popular cruise peg/engine guard combo into a simpler product by using a new static peg design.

FOR HONDA

Fits: All '02-'08 VTX1800 Models

4581 Chrome (set)

Note: Not compatible with Cruise Peg Mounts (P/N's 4518 & 4519)

Fits: All '03-'09 VTX1300 Models

4582 Chrome (set)

Note: Not compatible with Cruise Peg Mounts (P/N's 4518 & 4519)



ERGO ENGINE GUARD U.S. Patents 6,969,083 & 7,073,808

Combines a stylish engine guard with built-in highway pegs. These highway pegs can be used in the stock inner position or flipped out for an additional foot position option.

FOR HONDA

Fits: All '02-'08 VTX1800 Models

4502 Chrome (set)

Note: Not compatible with Cruise Peg Mounts (P/N's 4518 & 4519)



ADJUSTABLE MUSTACHE BAR

Our Mustache Bar has the ability to be adjusted to fit virtually any rider. Due to its cleverly designed clamp system, it can be moved up or down the downtubes and rotated to provide fore and aft adjustment. Accepts any typical male mount cruise pegs, sold separately.

FOR YAMAHA

Fits: 99-'14 Road Star Models, '08-'17 Raider Models & '98-'16 V Star 650 Models

7502 Chrome (ea)



CRUISE PEG MOUNTS

This setup places the pegs in a comfortable "stretched out" location, without adding bulky engine guards. These super clean mount plates simply bolt onto the existing forward controls for a sturdy, comfortable setup that is also pleasing to the eye. Pegs sold separately.

FOR HONDA

Fits: '02-'08 VTX1800C & '05-'08 VTX1800F

4518 Chrome (pr)

Note: Does not work with engine guards. Requires additional footpegs with male mount adapter for typical cruise peg applications.

HIGHWAY & CRUISE PEGS PEGS & FOOT CONTROLS

ADJUSTABLE CRUISE PEG MOUNTS FOR FLOORBOARDS

These little beauties bolt directly onto your floorboards and allow full adjustability for optional foot positions. Add any of Kuryakyn's male mount pegs for typical cruise peg applications and ride on!

FOR YAMAHA

Fits: Road Star & V Star 950, 1100, & 1300 with stock floorboards

4549 Chrome (pr)

FOR KAWASAKI

Fits: All Vulcan 1600/2000 Models, All Vulcan 1700 Models & 1700 Vaquero & Voyager Models, & all Vulcan 900 Classic with stock floorboards

4579 Chrome (pr)

Note: Requires additional footpegs with male mount adapters for typical cruise peg applications.

CRUISE PEG MOUNTS FOR HONDA FLOORBOARDS

Add our Cruise Peg Mounts to your stock driver floorboards and you have the best of both worlds. A comfy board and a cruise peg to stretch out the kinks on a long ride. Pegs sold separately.

FOR HONDA

Fits: '02-'08 VTX1800R/S/N/T, '03-'09 VTX1300R/S/T Models & '10-'15 VT1300 Interstate

4540 Chrome (set)

Note: Requires additional footpegs with male mount adapters for typical cruise peg applications.

OFFSET HIGHWAY PEGS

The clamp can be positioned forward or back, and the arm offers full 360-degree rotation for tall, short, or in-between riders! If your engine guard is angled in such a way that the peg will not be level once installed, find our Right Angle Mounts or Male Adapters with Adjustable Stop. (Peg mounts perpendicular to engine guard.)

FOR MULTI-FIT

Fits: 1" Engine Guards or Tubing

4438 Pilot Pegs, Chrome (pr)

7976 Dually ISO-Pegs, Chrome (pr)

Fits: 1-1/4" Engine Guards or Tubing

4436 Pilot Pegs, Chrome (pr)

7999 Large ISO-Pegs, Chrome (pr)

7998 Small ISO-Pegs, Chrome (pr)

7993 Dually ISO-Pegs, Chrome (pr)

Fits: 1-1/8" Engine Guards or Tubing

7966 Dually ISO-Pegs, Chrome (pr)

Fits: 1.35" Engine Guards or Tubing

7933 Large ISO-Pegs, Chrome (pr)

7920 Dually ISO-Pegs, Chrome (pr)




4549




4540



4579



4540



7993



7993

4436

7999

7998

FOR METRIC CRUISER

NEW

FEATURED BIKES

COLLECTIONS

FOR METRIC CRUISER

Audio

Lighting

Accessory Mounts

Handlebar Controls, Grips & Mirrors

Pegs & Foot Controls

Covers, Trims & Accents

Air Cleaners

Touring & Comfort

FOR GOLD WING

LUGGAGE, ORGANIZERS & STORAGE COVERS

INDEX

PEGS & FOOT CONTROLS HIGHWAY & CRUISE PEGS



7615

Top Seller



7633

TOE REST CRUISE PEGS


These minimalist toe rest mounts attach directly to the engine guard to allow positioning of the operator's heel on the floorboard with the front of the foot resting just behind the engine guard for a comfortable cruising option. Sized to fit the stock 1-1/4" round engine guards.

FOR MULTI-FIT

Fits: For 1-1/4" Engine Guards where the Drivers Heel Can Rest on the Floorboards and Toe Touches the Engine Guard

7615 Chrome (pr)

7633 Satin Black (pr)



7633



7615



Made Especially for Bikes with Lowers!

7583

TOUR-TECH™ CRUISE MOUNTS

The entire assembly can be moved up or down on the engine guard. Short Arm Mounts place the peg 4" back from the bar for taller riders, while the Long Arms are 6" back for shorter riders. The arm and footpeg may be further adjusted along a vertical or horizontal arc. A unique clevis permits angle adjustment of the footpeg. The heavy-duty Quick Clamp and sturdy offset arm ensures that the footpegs will clear fairing lowers and will stay where you put them. Recommended for any model using 1-1/4" engine guards.

FOR MULTI-FIT

LONG ARM FOR SHORT RIDERS (PEG MOUNTS 6" BACK FROM BAR)
Fits: 1-1/4" Engine Guards or Tubing

4529 Dually ISO-Pegs, Chrome (pr)

7586 Trident Dually ISO-Pegs, Chrome (pr)

4528 ISO-Wing Pegs, Chrome (pr)

7582 Premium Mini Boards, Chrome (pr)

4526 Mounts Only, Chrome (pr)


7584 Trident Dually ISO-Pegs, Gloss Black (pr)

7598 Premium Mini Boards, Gloss Black (pr)


7575 Mounts Only, Gloss Black (pr)



4528



4523



4522

SHORT ARM FOR TALL RIDERS (PEG MOUNTS 4" BACK FROM BAR)
Fits: 1-1/4" Engine Guards or Tubing

4523 Dually ISO-Pegs, Chrome (pr)

7585 Trident Dually ISO-Pegs, Chrome (pr)

4522 ISO-Wing Pegs, Chrome (pr)


7580 Premium Mini Boards, Chrome (pr)

4520 Mounts Only, Chrome (pr)


7583 Trident Dually ISO-Pegs, Gloss Black (pr)

7581 Premium Mini Boards, Gloss Black (pr)

7574 Mounts Only, Gloss Black (pr)



7585



7582

HIGHWAY & CRUISE PEGS PEGS & FOOT CONTROLS

FOR METRIC CRUISER



Top Seller

LONGHORN OFFSET HIGHWAY PEGS

Gain 360° of adjustability! The 3-1/4" arm provides up to 6-1/2" of adjustment and features an innovative secure locking device. Available with 1", 1-1/4" or 1-1/2" diameter Magnum Quick Clamps, and includes footpegs.

FOR MULTI-FIT

Fits: 1" Engine Guards or Tubing

7980 Dually ISO-Pegs, Chrome (pr)

Fits: 1-1/4" Engine Guards or Tubing

4575 Dually ISO-Pegs, Chrome (pr)

4616 SweptWing Pegs, Chrome (pr)

7555 Trident Dually ISO-Pegs, Chrome (pr)

7599 Trident Dually ISO-Pegs, Gloss Black (pr)

Fits: 1-1/2" Engine Guards or Tubing

4574 Dually ISO-Pegs, Chrome (pr)

ENGINE GUARD OR FRAME MOUNT FOOTPEGS

U.S. Patents D506,707 & 6,893,038

With the trusted Magnum Quick Clamp, install on any round tubing (frames or engine guards). Keep in mind that the footpeg itself will end up perpendicular to the bar to which it is mounted.

FOR MULTI-FIT

Fits: 1" Engine Guards or Tubing

8030 Small ISO-Pegs, Chrome (pr)

8031 Large ISO-Pegs, Chrome (pr)

4510 Dually ISO-Pegs, Chrome (pr)

Fits: 1-1/4" Engine Guards or Tubing

8032 Small ISO-Pegs, Chrome (pr)

8033 Large ISO-Pegs, Chrome (pr)

8071 Large ISO-Pegs with ISO-Stirrups, Chrome (pr)




4443 Switchblade Pegs, Chrome (pr)

7992 Dually ISO-Peg, Chrome (pr)

4451 ISO-Wing Pegs, Chrome (pr)

4435 Pilot Pegs, Chrome (pr)

Note: If your engine guard is angled in such a way so that the peg will not be level once installed, see our Right Angle Mounts or P/N 8008A.



NEW

FEATURED BIKES

COLLECTIONS

FOR METRIC CRUISER

Audio

Lighting

Accessory Mounts

Handlebar Controls, Grips & Mirrors

Pegs & Foot Controls

Covers, Trims & Accents

Air Cleaners

Touring & Comfort

FOR GOLD WING

LUGGAGE, ORGANIZERS & STORAGE COVERS

INDEX

PEGS & FOOT CONTROLS CLAMPS & MOUNTS



4501

X-TENSION CRUISE PEG MOUNTS

Measuring 4-1/2" long with a 1-1/4" offset, the rider may now increase or decrease the reach to the highway peg. P/N 4501 provides a full setup and includes 1-1/4" Magnum Quick Clamps, X-Tension, 2-1/2" Peg Extensions and Dually Pegs for a full kit. The X-Tension mounts with Magnum Quick Clamps and will accept any typical male mount cruise peg applications.

FOR MULTI-FIT

Fits: Universal Applications with 1-1/4" Tubing


4501 Mounts with Dually ISO®-Pegs, Chrome (pr)

Note: Not suggested for use with full size engine guards.


Fits: Mounts with a 1/2"-13 Bolt. May be Used with OEM Highway Peg Mounts, Some Forward Control Plates or with Magnum Quick Clamps

4515 Mounts Only, Chrome (pr)

Note: Not suggested for use with full size engine guards. (Requires 1-1/4" of available round space on both front frame tubes)



4515



4501

RIGHT ANGLE CRUISE MOUNTS & PEGS

Allows you to position the peg horizontally regardless of the orientation of the engine guard or frame tube. Typical for mounting on front down tubes or engine guards.

FOR MULTI-FIT

Fits: Universal Applications, Requires Magnum Quick Clamps & Male Mount Cruise Pegs, Sold Separately.

4511 Short Mounts Only, 3-3/4" Long, Chrome (pr)

4503 Long Mounts Only, 4-1/2" Long, Chrome (pr)

Fits: Universal Applications, Requires Magnum Quick Clamp, Sold Separately

7539 Long Mounts, Longhorn ISO-Pegs, Chrome (pr)

Fits: 1-1/4" Engine Guards or Tubing

4517 Short Mounts, Small ISO-Pegs, Chrome (pr)

4514 Short Mounts, Dually ISO-Pegs, Chrome (pr)

Fits: Universal Applications for 1-1/2" Tubing

7559 Long Mounts, Trident ISO-Pegs, Chrome (pr)


Note: Not for use with Engine Guards or Models with Shrouded Front Down Tubes



7559



4511



7539



7108

UNIVERSAL KICKSTAND EXTENSION

Reach your kickstand with ease with this Universal Kickstand Extension. Clamps on to kickstands 1/2" to 3/4" in diameter and extends out either 2-7/8" or 4-3/8".

FOR HONDA

Fits: All VTX1300/1800 Models, Fury & VT1300 Custom Line

FOR YAMAHA

Fits: All Road Star Models, All V Star 650/950/1100/1300 Models

FOR KAWASAKI

Fits: All Vulcan 1500/1600/2000 Models

FOR SUZUKI

Fits: All C50/C90 Models

7108 Polished (ea)



7108

CLAMPS & MOUNTS PEGS & FOOT CONTROLS

BRUTE HIGHWAY PEG MOUNTS

The slim design and smooth contours make a great fit for any motorcycle with 1-1/4" engine guards, including Touring models with fairing lowers. The fasteners securing the clamps to the engine guard face inward, providing a clean look not found in other designs.

FOR MULTI-FIT

Fits: 1-1/4" Engine Guards or Tubing

7617 Chrome (pr)

7616 Gloss Black (pr)

PEG MOUNTS & MOUNTING CLEAVISES

FOR MULTI-FIT

Fits: Universal Applications, Requires Magnum Quick Clamps & Male Mount Pegs, Sold Separately

8016 Longhorn Offset Peg Mounts, Chrome (pr)

Fits: Universal for 1/2" Bolt Through 1/2" Hole Mounting for Typical Male Mount Cruise Peg Applications, Accepts Any H-D Style Male Mount Peg

8015 Peg Mount Clevises with 1/2"-20 Mount Bolts, Chrome (pr)

Fits: Mounts with 1/2"-13 Bolt (Included). Accepts Any H-D Style Male Mount Peg.

7996 Offset Peg Mounts with 1/2"-13 Mounting Bolt, Chrome (pr)

Fits: 1/2"-13 Mounting Bolt (Included). Accepts Any H-D Style Male Mount Peg

8088 3-1/2" Peg Mounts with 1/2"-13 Mount Bolts, Chrome (pr)

Fits: Universal Fitment using 1/2"-13 Mounting Bolt for Any H-D Style Male Mount Peg

8061 Short Magnum Peg Mounts with 1/2"-13 Mounting Bolts, Chrome (pr)

PEG MOUNTS WITH MAGNUM™ QUICK CLAMPS

This setup allows the use of any Kuryakyn cruise peg-style male mount or H-D style male-mount pegs with our innovative Magnum Quick Clamps and Clevises for engine guard applications.

FOR MULTI-FIT

Fits: 1-1/4" Engine Guards or Tubing


7944 Chrome (pr)

7572 Gloss Black (pr)

Fits: 1-1/2" Engine Guards or Tubing

4573 Chrome (pr)

Note: Requires male mount pegs, sold separately.




7617



7616



7617



8015

4568


8061

8088


7996



7573



8016



7572



7944

FOR METRIC CRUISER

NEW

FEATURED BIKES

COLLECTIONS

FOR METRIC CRUISER

Audio

Lighting

Accessory Mounts

Handlebar Controls, Grips & Mirrors

Pegs & Foot Controls

Covers, Trims & Accents

Air Cleaners

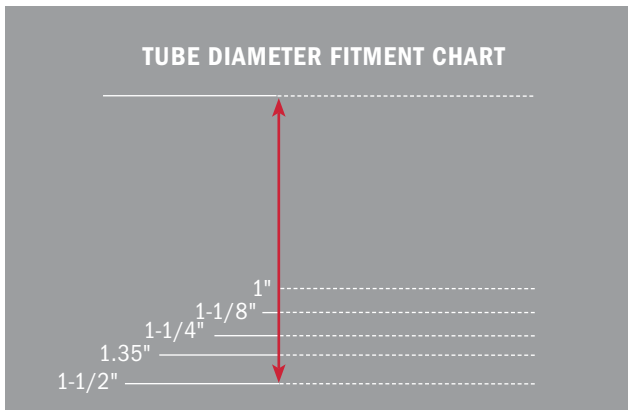


Touring & Comfort

FOR GOLD WING

LUGGAGE, ORGANIZERS & STORAGE COVERS

INDEX

PEGS & FOOT CONTROLS CLAMPS & MOUNTS



Note: To measure your tube size tighten an adjustable wrench around the tube. Remove the wrench & measure the opening. Mounting Cruise Pegs off frame tubes requires 1-1/2" of straight unobstructed tubing for clamping at equal height on both sides & approximately 3/8" of clearance around tube.

KOOL KAPS BOLT COVERS

Easily installs over the head of existing bolts for a smooth, finished appearance.



FOR MULTI-FIT

Fits: Kuryakyn Magnum Footpeg Mounts or 1/2" Hex Head Bolt (Uses 3/4" Wrench) (pr)

2451 1/2" Hex Head Bolt, Chrome (pr)

LONGHORN OFFSET PEG MOUNTS

WITH MAGNUM™ QUICK CLAMPS

With 360 degrees of adjustment, the 3-1/4" radius offers up to a 6-1/2" range of positioning. The pegs stay tucked in toward centerline of the bike for maximum comfort.

FOR MULTI-FIT

Fits: 1-1/4" Engine Guards or Tubing

7986 Chrome (set)

7571 Gloss Black (set)

Fits: 1" Engine Guards or Tubing

7985 Chrome (set)

Fits: 1-1/2" Engine Guards or Tubing

4577 Chrome (pr)

Note: Requires male mount footpegs (sold separately).

MAGNUM™ QUICK CLAMPS

Stainless steel construction for superior strength, and hinged construction for fast, simple installation. No more stripped bolt heads common of 3-piece designs. Accepts a 1/2" clamp bolt.

FOR MULTI-FIT

Fits: 1" Engine Guards or Tubing

7940 1", Chrome (ea)

1002 1", Chrome (pr)

Fits: 1-1/8" Engine Guards or Tubing

7941 1-1/8", Chrome (ea)

Fits: 1-1/4" Engine Guards or Tubing

1000 1-1/4", Chrome (pr)

8073 1-1/4", Chrome (ea)

1003 1-1/4", Gloss Black (ea)

Fits: 1.35" Engine Guards or Tubing

7942 1.35", Chrome (ea)

Fits: 1-1/2" Engine Guards or Tubing

1001 1-1/2", Chrome (pr)

Note: All Magnum Quick Clamps have a 1/2" hole for peg mount.

REPLACEMENT SCREWS & D-WASHERS

FOR MULTI-FIT

Fits: Replaces Peg Fastener On Kuryakyn Magnum Footpeg Mounts

4538 Replacement Clevis Screws with D-Washers, Chrome (set)

4508 D-Washers (pr)

COVERS, TRIMS & ACCENTS



FOR METRIC CRUISER

FRONT END	102
ENGINE	105
FRAME	109
LICENSE PLATE FRAMES & MOUNTS	113
FLAGS	116

COVERS, TRIMS & ACCENTS FRONT END



4015

SPEEDOMETER VISORS

FOR HONDA

Fits: '02-'06 VTX1800C, All 250 Rebel, All Shadow 1100 with Round Speedo on Handlebars Measuring 3-3/4"

4015 Chrome (ea)



2182

Top Seller

HEADLIGHT VISOR FOR 7" HEADLIGHT

Fastens securely to your existing headlight for easy installation.

FOR YAMAHA

Fits: All '99-'14 Road Star Models (Except Warrior), All '98-'10 V Star 650 Classic, & '00-'09 V Star 1100 Classic With 7" Headlamp

FOR MULTI-FIT

Fits: Universal Headlights with Retainer ring

2182 Chrome (ea)



8681

TRIPLE TREE COVER SETS FOR VTX 1300

The set includes a one-piece cover for the top triple clamp and a pair of die-cast fork tube caps.

FOR HONDA

Fits: '03-'09 VTX1300R/S/T & '04-'08 VTX1300C

8681 Chrome (ea)

Note: Requires removal of handlebar/riser assembly for installation.



7855


NECK COVER FOR VALKYRIE

This beautifully chromed delta-shaped cover neatly hides the front tank tab and neck top. Stainless steel mounting hardware is included to complete this easy installation.

FOR HONDA

Fits: All '97-'04 Valkyrie Models (except Rune)

7855 Chrome (ea)



7856

NECK COVER FOR V STAR 1100

The right side cover has a stylized teardrop-shaped boss that surrounds the ignition switch and leaves just its outer surface exposed.

FOR YAMAHA

Fits: All '99-'09 V Star 1100 Models

7856 Chrome (pr)



8949

WIDOW™ REAR AXLE CAPS

Simple installation with high-strength 3M® VHB™

FOR CAN-AM™

Fits: All '08-'16 Can-Am Spyder RS/GS Models Only

8949 Chrome (pr)



8716

HANDLEBAR ACCENTS

These chrome and black inserts install easily in existing depressions for a racy, vented look.

FOR CAN-AM™

Fits: All '08-'16 Can-Am Spyder RS Models Only

8716 Chrome (pr)

FRONT END COVERS, TRIMS & ACCENTS

FORK PROTECTOR COVERS FOR RAIDER

These chrome covers provide a classy custom appearance while keeping the protection the factory intended in place.

FOR YAMAHA

Fits: '08-'17 Raider Models

8699 Chrome (pr)

8699



8699



FRONT CALIPER COVERS

Keep the look light or install the black back plate and cover everything up. Simple installation using high-strength adhesive.

FOR YAMAHA

Fits: '08-'17 Raider Models, All '06-'14 Roadliner, Stratoliner & Deluxe Models & All '04-'14 Road Star 1700 Models (except Warrior) '03-'16 YZF-R6/R6S, '00-'16 YZF-R1, '06-'16 FZ1, '07-'16 FZ6 & '11-'13 FZ8, '14-'16 FZ9

8701 Chrome (set)



8701

CALIPER COVER

This wicked-looking Caliper Cover installs in minutes. No tools required.

FOR YAMAHA

Fits: V Star 1100/1300, V Star 950, V Star/ Virago 250, Royal Star Venture, Stryker, & Bolt

FOR KAWASAKI

Fits: All Vulcan 900/1500/1600

FOR SUZUKI

Fits: 800 Volusia/Boulevard C50/M50

1294 Chrome (ea)

8701



1294



1294

REFLECTOR COVERS

Maintain visibility and hook up those unsightly front and rear reflectors with our louvered chrome covers.

FOR HONDA

Fits: Rear on '02-'07 VTX1800 Models (except VTX1800C) & '03-'06 VTX1300R/S

FOR YAMAHA

Fits: Front on All Road Star, V Star 950 & 1100, Royal Star, Raider, Stryker, & Bolt Models

FOR MULTI-FIT

Fits: Universal: Reflectors That Are 3-1/2" x 1-3/8" or Smaller with 1/4" Clearance Around the Reflector

9002 Large Chrome (pr)

FOR HONDA

Fits: Front - All VTX1800, All 1100 Shadow Spirit, All 750 Shadow Spirit, All Shadow VLX600 & VT1300 Custom Line.

FOR MULTI-FIT

Fits: Universal: Reflectors that are 3-5/16" by 1-1/4" or Smaller with 1/4" of Clearance Around the Reflector

9001 Small, Chrome (pr)



9001



9001

FOR METRIC CRUISER

NEW

FEATURED BIKES

COLLECTIONS

FOR METRIC CRUISER

Audio

Lighting

Accessory Mounts

Handlebar Controls, Grips & Mirrors

Pegs & Foot Controls

Covers, Trims & Accents

Air Cleaners

Touring & Comfort

FOR GOLD WING

LUGGAGE, ORGANIZERS & STORAGE COVERS

INDEX

COVERS, TRIMS & ACCENTS FRONT END

7340



TRICEPTOR FENDER ACCENT

Simple installation with high-strength adhesive. Does Not Fit Fenders with Flat Center Width.

FOR HONDA

Fits: All VTX1300/1800 & VT1300 Custom Line, '01-'18 GL1800, F6B & '14-'15 Valkyrie, '04-'07 CBR1000RR Models

FOR YAMAHA

Fits: All V Star 1300/1100/650, all Road Star, all Roadliner/Stratoliner, & Raider, All YZF-R1, FZ1 & YZF-R6 Models

FOR SUZUKI

Fits: All GSX-R600/750/1000 & all Hayabusa (GSX1300R)

FOR MULTI-FIT

Fits: Universal for 4" or wider style fenders

7340 Chrome (ea)

7344



FRONT FENDER TIP

Simple installation with high-strength adhesive. Does Not Fit Fenders with Flat Center Width.

FOR HONDA

Fits: All VTX1800C/F, All VTX1300C & VT1300 Custom Line

FOR YAMAHA

Fits: All V Star 650/1100/1300 Models, All Road Star Models

FOR MULTI-FIT

Fits: Universal for 4" or wider style fenders

7344 Chrome (ea)

7321



FRONT FENDER TIP FOR VALKYRIE

Simple installation with high-strength adhesive.

FOR HONDA

Fits: '14-'15 Valkyrie

7321 Chrome (set)

9022



FENDER ORNAMENTS

FOR MULTI-FIT

Fits: Universal, 12V Applications; Requires drilling fender and hard-wiring the lighted eyes

9026 Eagle, Chrome (ea)

9022 Wild Boar, Chrome (ea)

9026



DECO EAGLE FRONT FENDER ORNAMENT

FOR HONDA

Fits: '14-'15 Valkyrie

FOR MULTI-FIT

Fits: Universal, Front Fenders with approximately 15-1/4" radius

7333 Chrome (ea)

7333



FRONT FENDER ORNAMENTS

Simple installation with high-strength adhesive.

FOR HONDA

Fits: '14-'15 Valkyrie

FOR MULTI-FIT

Fits: Universal, Front Fenders with approximately 15-1/4" radius

7332 Chrome (ea)

7332



BRAKE COMPONENT DRESS-UP KIT

All kits include a replacement fluid reservoir cap and a wraparound reservoir cover. The kit for the VTX1800C/F also places a streamlined cover on the master cylinder.

FOR HONDA

Fits: '03-'08 VTX1800 Retro/S/T/N, all '09-'18 Fury Models & '10-'16 VT1300 Custom Line

7821 Chrome (ea)

Fits: '02-'08 VTX1800C/F

7820 Chrome (ea)



7820

BRAKE RESERVOIR CAP

Replace your black stock cover with smooth chrome.

FOR HONDA

Fits: Front Fitments: '06-'16 CBR1000RR Models, '07-'16 CBR600RR Models, '11-'16 CB1000R Rear Fitments: '02-'08 VTX1800 Models, '03-'09 VTX1300 Models

FOR YAMAHA

Fits: Front Fitments: '05-'15 YZF-R6 Models, '04-'15 YZF-R1 Models

FOR KAWASAKI

Fits: Front Fitments: '06-'16 ZX-14 Models, '04-'16 ZX-10 Models, '00-'16 ZX-6 Models Rear Fitments: '11-'17 Vaquero, '03-'08 Vulcan 1600 Classic & Nomad Models, '02-'08 Mean Streak Models, '99-'12 Ninja 250 Models

FOR SUZUKI

Fits: Front Fitments: '01-'16 GSX-R1000 Models, '00-'16 GSX-R750 Models, '00-'16 GSX-R600 Models

7822 Chrome (ea)



7822

7820



7822



REAR MASTER CYLINDER COVER

Simply stick on the chrome cover, bolt on the chrome shroud, and get a clean, finished look in minutes.

FOR YAMAHA

Fits: All '99-'14 Road Star 1600/1700 Models (except Warrior), & '09-'17 V Star 950

7825 Chrome (ea)



7825

2013



7825



BRAKE BLEEDER SCREW

Used by themselves or as a complement to our other caliper accessories, these little jewels transform the unfinished bleeder screws and banjo bolts on stock calipers into glistening chrome.

FOR MULTI-FIT

Fits: Most Brake Caliper Bleeder Screws

2013 Bleeder Screw Cover, Chrome



COMPLETE THE LOOK!

CALIPER COVERS
PG 103



NEW

FEATURED BIKES

COLLECTIONS

FOR METRIC CRUISER

Audio

Lighting

Accessory Mounts

Handlebar Controls, Grips & Mirrors

Pegs & Foot Controls

Covers, Trims & Accents

Air Cleaners

Touring & Comfort

FOR GOLD WING

LUGGAGE, ORGANIZERS & STORAGE COVERS

INDEX

COVERS, TRIMS & ACCENTS ENGINE



2009

MARQUIS CHOKE KNOB

U.S. Patent 5,836,214

Easier to locate and get a hold of, our choke knob cover installs neatly over the stock black plastic unit.



FOR HONDA

Fits: All VTX1300, '04-'09 Shadow 750 Aero/Spirit C2


FOR YAMAHA

Fits: '99-'07 Road Star 1600/1700, Royal Star Venture, V Star 650/1100


FOR KAWASAKI

Fits: Vulcan 800/1500/1600

2009 Chrome (ea)



7830



7830

PETCOCK COVER FOR VTX1300

Add the finishing touch to your stock fuel petcock by covering it in style.

FOR HONDA

Fits: All '03-'09 VTX1300 Models

7830 Chrome (ea)



2017



2017

CLUTCH CABLE ADJUSTER COVER

This glistening chrome cover replaces the stock rubber adjuster cover.

FOR KAWASAKI

Fits: Kawasaki: All '95-'06 Vulcan 800

2017 Chrome (ea)



7726

TAPPET BLOCK COVERS FOR YAMAHA

Bolts directly over the bottom of the pushrod tubes.

FOR YAMAHA

Fits: '08-'17 Raider, '06-'14 Roadliner, Stratoliner, All '99-'14 Road Star Models, '02-'09 Road Star Warrior Models

7726 Chrome (pr)



7726



7705

INTAKE RUNNER/SPARK PLUG COVER FOR VALKYRIE

These covers place extra chrome on an already sparkling engine. Once installed, almost all of the cast surface is replaced with a chromed finish.

FOR HONDA

Fits: '97-'04 Valkyrie & Valkyrie Tourer (except Interstate & Rune)

7705 Chrome (pr)



7710



7710

TRANSMISSION COVER SET FOR VALKYRIE

Put the finishing touch on your cast transmission case and nicely complement existing chrome engine components.

FOR HONDA

Fits: All '97-'04 Valkyrie Models (except Rune)

7710 Chrome (set)

ENGINE COVERS, TRIMS & ACCENTS



ENGINE COVER INSERTS

Sold in sets of 3, our molded ABS chrome-plated inserts stick to the smooth clutch, timing and left crankcase covers, adding depth and a "machined from billet" look. Installs easily without tools.

FOR HONDA

Fits: All '03-'09 VTX1300 Models, All '03-'09 VTX1300 Models, '09-'18 Fury & All '10-'16 VT1300 Models

7708 Chrome (set)



ENGINE CASE COVERS FOR VTX1800

Fits snugly along the base of the engine below the fins on both sides. They look like expensive chromed engine cases, but they bolt on in minutes and cost a heck of a lot less.

FOR HONDA

Fits: All '02-'08 VTX1800 Models

7704 Chrome (ea)



LIGHTNING VALVE COVERS U.S. Patent D522,930

Create a sleek, uniform look without compromising the integrity of the stock valve covers. A two-sided adhesive pad designed specifically for high temperatures holds these covers on, and they fit snugly right on top of the stock valve covers.

FOR HONDA

Fits: '14-'15 Valkyrie

3901 Chrome (set)




TIMING CHAIN COVER SET U.S. Patent D525,268

Chrome your entire timing chain cover in minutes. Easy installation using high-strength adhesive.

FOR HONDA

Fits: '14-'15 Valkyrie

3909 Chrome (set)



PIVOT COVER

FOR HONDA

Fits: '14-'15 Valkyrie

7881 Chrome (pr)



PRO-R PSEUDO HYPERCHARGER™

Amaze everyone with the extreme performance look of this Pseudo Pro-R that doubles as an electrical housing.

FOR YAMAHA

Fits: '08-'17 Raider & '06-'14 Roadliner, Stratoliner/Deluxe Models

9468 Chrome (ea)



THE SCOOP AIR BOX COVER FOR VULCAN 900

This direct replacement cover features speedlines combined with the illusion of a ram air scoop that will certainly intensify any ride. Installation is a snap.

FOR KAWASAKI

Fits: All '06-'18 Vulcan 900 Models

9961 Chrome (ea)



FOR METRIC CRUISER

NEW

FEATURED BIKES

COLLECTIONS

FOR METRIC CRUISER

Audio

Lighting

Accessory Mounts

Handlebar Controls, Grips & Mirrors

Pegs & Foot Controls

Covers, Trims & Accents

Air Cleaners

Touring & Comfort

FOR GOLD WING

LUGGAGE, ORGANIZERS & STORAGE COVERS

INDEX

COVERS, TRIMS & ACCENTS ENGINE



NEW 3563



COMPLETE THE LOOK!
RIOT FOOT PEGS
PG 72



3797

3754



3795



3764



3797



1491



1492

3562



RIOT HEAT SHIELDS

Aggressively designed clamp-on heat shield made from high-quality aluminum helps prevent leg or boot contact with hot exhaust. Measures 6" long, includes hose clamps for easy installation and a wide range of fitment.

FOR MULTI-FIT

Fits: Universal fit for exhaust systems measuring 1-1/2" to 2" O.D.

3562 Silver (ea)

3563 Satin Black (ea)

Note: Requires a 6" section of straight tube for installation

ATTITUDE MEDALLIONS

Show some attitude! Simply apply to any flat surface with a 4-1/2" diameter.

FOR YAMAHA

Fits: All '06-'14 Roadliner & Stratoliner & '08-'17 Raider Left Transmission Cover & Front Drive Hub Cover, '07-'17 V Star 1300 & '09-'17 V Star 950 Front Drive Hub Cover Only

3754 Firefighter Medallion, Chrome (ea)

3764 Deco Medallion, Chrome (ea)

3795 Flame Medallion, Chrome (ea)

3797 Zombie™ Medallion, Chrome (ea)

ZOMBIE MEDALLIONS

Stick them on your motorcycle, toolbox, car, computer monitor or anywhere you think their sinister faces will brighten your day.

FOR MULTI-FIT

Fits: Universal Applications

1492 1" Diameter, Chrome (pr)

1491 2" Diameter, Chrome (pr)

FOR YAMAHA

Fits: All '06-'14 Roadliner & Stratoliner & '08-'17 Raider Left Transmission Cover & Front Drive Hub Cover, '07-'17 V Star 1300 & '09-'17 V Star 950 Front Drive Hub Cover Only

3797 Zombie™ Medallion, Chrome (ea)

KOOL KAPS BOLT COVERS

Easily installs over the head of existing bolts.



FOR MULTI-FIT

Fits: Kuryakyn Magnum Footpeg Mounts or 1/2" Hex Head Bolt (Uses 3/4" Wrench)

2451 1/2" Hex Head Bolt, Chrome (pr)

FRAME COVERS, TRIMS & ACCENTS

SWINGARM COVER FOR VTX

Customize your swingarm and add the perfect complement to our Drive Shaft Cover (P/N 8285, sold separately).

FOR HONDA

Fits: All '03-'09 VTX1300 & '02-'08 VTX1800 Models

8287 Chrome (ea)

8287



8287



REAR CALIPER COVER

Finish off that rear brake with our pure custom-looking Rear Caliper Cover.

FOR HONDA

Fits: All '02-'08 VTX1800 Models

1299 Chrome (ea)

1299



FOR SUZUKI

Fits: 06-'17 Suzuki M109R

1289 Chrome (ea)

FENDER LOUVERS FOR VTX RETRO

The flowing appearance of the stock VTX Retro fender is classy, but it really cries out for these precision-fitting molded chrome inserts—by far the finest available!

FOR HONDA

Fits: All '03-'09 VTX1300 Retro/S/T & All '02-'08 VTX1800 Retro/S/T Models

9019 Rear, Chrome (set)

1289



9019



SUPER DELUXE WOLO® BAD BOY™ HORN KIT FOR UNIVERSAL 12V APPLICATIONS

Kuryakyn has teamed up with Wolo to bring you the best and easiest-to-install air horn on the market. Plug-&-play installation and a heavy-duty, maintenance-free compressor provides years of dependable service and incredible sound in the form of this 118 decibel -530/680Hz Dual-Tone Air Horn.

FOR HONDA

Fits: All VTX1300/1800 Models, Fury, All VT1300 Custom Line & All Shadow 750 Models

FOR YAMAHA

Fits: All Road Star Models, All 650/950/1100/1300 V Star Models, All Raider Models & All Stryker Models

FOR KAWASAKI

Fits: All Vulcan 800/900/1500/1600/2000

FOR SUZUKI

Fits: All C/M 50 & C/M 90 Models

FOR MULTI-FIT

Fits: Universal Mount for 3/4" to 1-1/2" Diameter Tube

7290 Chrome (kit)

Note: Requires 2" clearance rear of mount for horn clearance from shift/brake pedal. Not suggested for motorcycles with fairing lowers or shrouded down tubes.

WOLO HORN

Be heard when needed. These 115-decibel direct-replacement horns include a wiring relay harness for plug-&-play installation.

FOR HONDA

Fits: '14-'15 Valkyrie

7734 Chrome (pr)



7290



7290



7734

FOR METRIC CRUISER

NEW

FEATURED BIKES

COLLECTIONS

FOR METRIC CRUISER

Audio

Lighting

Accessory Mounts

Handlebar Controls, Grips & Mirrors

Pegs & Foot Controls

Covers, Trims & Accents

Air Cleaners

Touring & Comfort

FOR GOLD WING

LUGGAGE, ORGANIZERS & STORAGE COVERS

INDEX

COVERS, TRIMS & ACCENTS FRAME



8944

**SIDE COVER ACCENT**

Featuring a stylish ribbed design and made from lightweight ABS, this cover uses high-strength VHB tape for a secure hold and quick installation.

FOR YAMAHA

Fits: '08-'17 Raider, '06-'14 Roadliner, Stratoliner & Deluxe Models (Left Side Only)

8944 Chrome (ea)

8943

**BOOMERANG FRAME COVERS**

This natural transition covers the black frame rail with a flash of chrome that really catches the eye and provides a flowing appearance.

FOR YAMAHA

Fits: '08-'17 Raider, '06-'14 Roadliner, Stratoliner/Deluxe Models (Left Side Only)

8943 Chrome (ea)

8940

**TOP BELT GUARD**

This fully chromed replacement guard with its turned-down end and stylish side accents enhances the original lines of the rear end with an easy two-bolt installation.

FOR YAMAHA

Fits: '08-'17 Raider & '06-'14 Roadliner, Stratoliner/Deluxe Models

8940 Chrome (ea)

8942

**SWINGARM AXLE ADJUSTER COVERS FOR RAIDER**

Gracefully conceal and highlight the trailing edge of your swingarm without being too overbearing. The removable center allows access for belt adjustments when needed. Select the original or short cover to suit your style.


FOR YAMAHA

Fits: All '08-'17 Yamaha Raider Models

8941 Standard, Chrome (ea)

8942 Short, Chrome (ea)


8941



Note: Sold individually. Installs on both left and right swingarm. Only P/N 8942 will fit right side on bikes with Vance & Hines exhaust.



COMPLETE THE LOOK!
FORK PROTECTOR ACCENTS
PG 103



FRONT CALIPER COVERS
PG 103



FRAME COVERS, TRIMS & ACCENTS

FOR METRIC CRUISER



MID-FRAME COVERS FOR V STAR 1100

Turn that drab black frame tube under your seat into a real eye catcher. When added to our Boomerang Frame Cover (P/N 8237, sold separately), it looks like you've chromed the whole frame. Quick and simple to install.



FOR YAMAHA

Fits: All '99-'09 V Star 1100 Models

8255 Chrome (set)

BOOMERANG FRAME COVERS FOR V STAR 650 & 1100

The kit for the V Star 1100 includes a pair of upper frame covers that smooth the transition from the Boomerang Frame Cover to the fender.



FOR YAMAHA

Fits: All V Star 650 Models

8236 Chrome (pr)

PHANTOM COVERS FOR V STAR 650 & 1100

Kit includes covers to hide the bolt heads that secure the drive housing to the swingarm.

FOR YAMAHA

Fits: '98-'16 V Star 650, '99-'09 V Star 1100

8203 Chrome (pr)

SHAFT DRIVE COVER FOR V STAR 650 & 1100

U.S. Patent D549,621

Give the rear differential the effect of a chromed housing at a fraction of the cost with easy two-bolt installation. The Shaft Drive Cover integrates nicely with the design of our Phantom Covers for the V Star (P/N 8203, sold separately).

FOR YAMAHA

Fits: '98-'16 V Star 650 & '99-'09 V Star 1100

8286 Chrome (ea)



NEW

FEATURED BIKES

COLLECTIONS

FOR METRIC CRUISER

Audio

Lighting

Accessory Mounts

Handlebar Controls, Grips & Mirrors

Pegs & Foot Controls

Covers, Trims & Accents

Air Cleaners

Touring & Comfort

FOR GOLD WING

LUGGAGE, ORGANIZERS & STORAGE COVERS

INDEX



ALSO AVAILABLE..
NECK COVERS
PG 102



COVERS, TRIMS & ACCENTS FRAME



8262



8262




8662



8920



7108



7108



4248

**Top
Seller**



4248



4220

SWINGARM COVERS FOR ROAD STAR

Add that extra shine in minutes for a fraction of the price.

FOR YAMAHA

Fits: All '99-'14 Road Star Models (except Warrior), Right side on '07-'14 Models Requires Aftermarket Exhaust with 1" Clearance from Axle Nut

8262 Chrome (set)

Note: When checking for appropriate clearance, please remember swingarms move separate from your exhaust mounts. Remember to compress and extend suspension when checking for proper clearance.

BOOMERANG FRAME TRIM FOR ROAD STAR

Includes all the hardware you will need for a seamless installation.

FOR YAMAHA

Fits: All '99-'14 Road Star Models (except Warrior)

8662 Chrome (set)

CLUTCH TOP COVER FOR HAYABUSA

Made from injection-molded ABS, this cover is as light as it gets. Installation takes only minutes with no need to remove the factory cover.

FOR SUZUKI

Fits: All '99-'18 Hayabusa (GSX1300R) Models

8920 Chrome (ea)

UNIVERSAL KICKSTAND EXTENSION

Clamps on to kickstands 1/2" to 3/4" in diameter and extends out either 2-7/8" or 4-3/8".

FOR HONDA

Fits: All VTX1300/1800 Models, Fury & VT1300 Custom Line

FOR YAMAHA

Fits: All Road Star Models, All V Star 650/950/1100/1300 Models

FOR KAWASAKI

Fits: All Vulcan 1500/1600/2000 Models

FOR SUZUKI

Fits: All C50/C90 Models

7108 Polished (ea)

LICENSE PLATE HELMET LOCK WITH MOUNT

The simple mounting plate easily bolts to the back of almost any motorcycle.

FOR MULTI-FIT

Fits: Universal Fitment for Most Flat License Plate Brackets .

4248 Black (ea)

Note: Mounting holes intended for standard 4" x 7" license plate. Will not install with Curved License Plate Frames or Swept/Lone Eagle License Plate Frames.

UNIVERSAL HELMET LOCK

Don't let anyone walk off with your helmet! Lock it right to your bike with our Chrome Universal Helmet Lock. Works on engine guards, frame tubes, or any other 7/8" to 1-1/2" tubes.

FOR MULTI-FIT

Fits: Universal Fitment for 7/8" to 1-1/2" Diameter Tubing

4232 1-1/4" to 1-1/2" Tubing, Chrome (ea)

4220 7/8" to 1-1/4" Tubing, Chrome (ea)

Note: Installs with standard tools. Works best mounted on a 2-1/4" long section of straight tube.

LICENSE PLATE FRAMES & MOUNTS COVERS, TRIMS & ACCENTS

NOVA CURVED SIDE MOUNT LICENSE PLATE HOLDER

A seamless design with no visible fasteners combined with wraparound DOT compliant L.E.D.'s make this one of the cleanest and most functional side-mount license plate holders available. Offered in horizontal and vertical styles.

FOR MULTI-FIT

Fits: Requires Kuryakyn Model Specific Mounting Clamp (Sold Separately)

- 3190 Vertical Mount, Chrome (ea)
- 3191 Vertical Mount, Gloss Black (ea)
- 3192 Horizontal Mount, Chrome (ea)
- 3193 Horizontal Mount, Gloss Black (ea)

Note: L.E.D. License plate illumination is DOT L11 Compliant.

CURVED SIDE MOUNT LICENSE PLATE HOLDERS

Sized to fit 4" x 7" plates only. All versions are lighted to illuminate the license plate. Choose a License Holder and Mount Clamp, both required for installation.

FOR MULTI-FIT

Fits: Requires Kuryakyn Model Specific Mounting Clamp (Sold Separately)

- 3125 Horizontal Mount, Gloss Black (ea)
- 9253 Horizontal Mount, Chrome (ea)
- 9251 Lighted Vertical Mount, Chrome (ea)
- 9252 Lighted Vertical Mount with Taillight, Chrome (ea)

Note: Not intended for use with saddlebags. Please check local laws regarding side mount license plates before ordering. L.E.D. License plate illumination is DOT L11 Compliant.

MOUNT CLAMPS FOR SIDE MOUNT LICENSE PLATE HOLDERS

Aluminum swingarm mounts required to install Kuryakyn side mount license plate holders.

FOR YAMAHA

Fits: All '98-'17 V Star 650 Models & '99-'09 V Star 1100 Models

- 3176 Chrome (ea)

Fits: '99-'14 Road Stars without Swingarm Covers (ex. '02-'09 Warrior)

- 3175 Chrome (ea)
- 3121 Gloss Black (ea)


Fits: '14-'18 Bolt & '17 SCR950

- 3123 Gloss Black (ea)
- 3124 Chrome (ea)

FOR HONDA

Fits: '17-'18 Rebel 300 & 500 Models

- 3126 Chrome (ea)
- 3127 Gloss Black (ea)



FOR METRIC CRUISER

NEW

FEATURED BIKES

COLLECTIONS

FOR METRIC CRUISER

Audio

Lighting

Accessory Mounts

Handlebar Controls, Grips & Mirrors

Pegs & Foot Controls

Covers, Trims & Accents

Air Cleaners

Touring & Comfort

FOR GOLD WING

LUGGAGE, ORGANIZERS & STORAGE COVERS

INDEX

COVERS, TRIMS & ACCENTS LICENSE PLATE FRAMES & MOUNTS



7688



7678

L.E.D. LAYDOWN CURVED LICENSE PLATE

This curved plate frame features L.E.D. edge lighting and an 8-degree mounting angle that flows with the lines on your bike's rear fender. (DOT L11 Compliant Lighting.)

FOR MULTI-FIT

Fits: Universal Flat Plate Mount, Widest Mounting Slot is 5" Wide for 4" x 7" Plate

7688 Chrome (ea)

7678 Satin Black (ea)



9171

CURVED LAYDOWN LICENSE PLATE MOUNT WITH FRAME

The curved frame meets the backing plate cleanly for a finished and completely custom look. Accepts 4" x 7" plates.

FOR HONDA

Fits: 03-'09 VTX1300R/S/T, '02-'08 VTX1800R/S/T

FOR MULTI-FIT

Fits: Universal for Custom Applications, Typically Requires Drilling Holes for Installation, Fits 4" x 7" Plate

9171 Chrome (ea)

3148 Gloss Black (ea)



3148



3148

L.E.D. LIGHTED CURVED LICENSE PLATE MOUNT WITH FRAME

Chrome backing plate and outer frame with built-in L.E.D.'s to illuminate the license plate. It's a great way to relocate a license plate below the taillight! (DOT L11 compliant.)

FOR HONDA

Fits: All '04-'18 Honda 750 Shadow Aero Models - Direct Replacement

FOR MULTI-FIT

Universal for Custom Applications, Typically Requires Drilling Holes for Installation, fits 4" x 7" Plate

9255 Chrome (ea)



9255



9255



3138

L.E.D. LIGHTED CURVED LAYDOWN LICENSE PLATE MOUNT WITH FRAME

A great alternative to your stock license plate mount, with ball-milled frame design and illumination that meets DOT L11 standards.

FOR MULTI-FIT

Fits: Universal for Custom Applications, Typically Requires Drilling Holes for Installation, Fits 4" x 7" Plate

3138 Chrome (ea)



3138



9198

CURVED TIP-BACK LICENSE PLATE FRAME

Featuring an 8-degree angle and a curved frame, this chrome beauty holds a 4" x 7" plate and bolts directly to your stock OEM license plate mount.

FOR MULTI-FIT

Fits: Universal: Bolts Directly to Flat Stock OEM License Plate Mount, Widest Mounting Slot is 5" Wide.

9198 Chrome (ea)

LICENSE PLATE FRAMES & MOUNTS COVERS, TRIMS & ACCENTS

SUB-FENDER LICENSE PLATE BRACKET WITH L.E.D. CURVED FRAME

The compact brackets clean up your rear end and allow stock, custom, or Silver Bullet Turn Signals to be installed. The gleaming chrome frame is illuminated with cool white L.E.D.'s built right in.

FOR YAMAHA

Fits: All '08-'17 Raider Models

9258 Chrome (kit)

Note: Turn Signal mounts allow reinstallation of stock turn signals or others that mount with a 5/16" bolt or stud. Works great for mounting Kuryakyn P/N 5032 or 1650, sold separately. Holds a 4" x 7" plate and meets DOT L11 lighting requirements.



CURVED LICENSE PLATE FRAME WITH DUAL ACCENT LIGHTING

Featuring a gentle, curved contour and snug, fender-hugging mount. Red L.E.D. accent lights operate in run-brake, or run-turn modes. White L.E.D.'s provide additional plate illumination at night. Designed to fit 4" x 7" plates.


FOR HONDA

Fits: Honda: '03-'09 VTX1300R/S/T, '02-'08 VTX1800R/S/T

FOR MULTI-FIT

Fits: Universal for Custom Applications, Typically Requires Drilling Holes for Installation, fits 4" x 7" Plate

3166 Chrome (ea)



UNIVERSAL LAYDOWN LICENSE HOLDER

Kit includes rubber wedge so you have an option as to how far the plate lays down.

FOR MULTI-FIT

Fits: Universal for Custom Applications, may Require Drilling Mounting Holes

9165 Chrome (ea)

Note: License plate frame not included. Universal applications may require drilling holes in fender.



LICENSE FRAME & BACK PLATE SET

Our chrome frame and back plate will dress up your license plate when using the stock bracket.

FOR MULTI-FIT

Fits: 4" x 7" License Plates

9166 Chrome (set)

Note: Acorn nuts not included.



BALL-MILLED LICENSE PLATE FRAMES

Finished in glistening chrome with ball-milled accents and offered in two sizes, this frame will fit larger plates that won't fit other custom frames.

FOR MULTI-FIT

Fits: 4" x 7" License Plates

9163 Small License Plate Frame, Chrome (ea)



LIGHTED LICENSE PLATE FRAME

This chrome die-cast license plate frame incorporates two high-intensity light bulbs that are wired separately. Wire one to your brake and tail lamp circuits, or together for an extra bright stop or running light. Includes integrated white light for plate illumination.

FOR MULTI-FIT

Fits: Universal Fitment, 4" x 7" License Plates

9167 Chrome (ea)

Note: Not intended to replace O.E.M. brake or taillight.



FOR METRIC CRUISER

NEW

FEATURED BIKES

COLLECTIONS

FOR METRIC CRUISER

Audio

Lighting

Accessory Mounts

Handlebar Controls, Grips & Mirrors

Pegs & Foot Controls

Covers, Trims & Accents

Air Cleaners

Touring & Comfort

FOR GOLD WING

LUGGAGE, ORGANIZERS & STORAGE COVERS

INDEX

COVERS, TRIMS & ACCENTS FLAGS & ACCESSORIES



9398

L.E.D. LICENSE PLATE BOLT ILLUMINATORS


Each License Plate Illuminator has two L.E.D.'s. The white L.E.D. lights up the license plate, and the rear-facing red L.E.D. can function as an auxiliary running light, turn signal, or brake light for added visibility. The 1/4"- 20 mounting stud makes it simple to bolt them on

FOR MULTI-FIT

Fits: Universal 12V Applications

9398 Chrome (pr)

Note: License plate bolt lights have a 1/4"-20 Mounting Stud. Not compatible with Curved License Plate Frames.



9199

L.E.D. LICENSE PLATE BOLT LIGHTS


Light up your license plate whether it's in the stock location or custom-mounted with these white L.E.D. bolt lights.

FOR MULTI-FIT

Fits: Universal 12V Applications

9199 Chrome (pr)

Note: 1/4"-20 Mounting Stud. Chrome Frame sold separately (P/N 9163). Not intended for use with Kuryakyn Curved Frames.



4255

VERTICAL MOUNT FLAGS

Mount straight, securely, and with dignity. 1/2" version fits most luggage racks or any 1/2" tubing, including front fender rails. 3/4" version fits saddlebag rails or any 3/4" tubing. American Flag is 6" x 11" and POW/MIA Flag is 6" x 9".

FOR MULTI-FIT

Fits: Universal Applications

4254 Mounts to 1/2" Tubing, Chrome (ea)

4255 Mounts to 3/4" Tubing, Chrome (ea)



4259

FLAG WITH MOUNT FOR LUGGAGE RACK

Reinforced ratcheting system allows you to adjust the angle of the staff without tools. Includes 4" x 9" American flag.

FOR MULTI-FIT

Fits: Universal - Mounts to 1/2" Tubing

4259 Chrome (ea)



4217

ANTENNA MOUNT FLAG

Includes both American Flag and a plain, customizable white flag. Flags measure 6" x 8".

FOR MULTI-FIT

Fits: Universal for O.E.M. Antennas

4217 Chrome (set)

THEMED & REPLACEMENT FLAGS

FOR MULTI-FIT

Fits: Replacement for K uryakyn Flag Mounts P/N's 4254 & 4255

4262 American Flag, 6" x 11" (ea)

4263 P.O.W. Flag, 6" x 9" (ea)

Fits: Replacement for Kuryakyn Flag Mounts P/N 4208, 4233, 4253, 4259, & 4260

4264 American Flag, 4" x 9" (ea)

4271 Canadian Flag, 4" x 9" (ea)

4272 Don't Tread On Me Flag, 4" x 9" (ea)

4273 Pirate Flag, 4" x 9" (ea)

4274 Blank Flag, 4" x 9" (ea)



AIR CLEANERS



FOR METRIC CRUISER

AIR CLEANERS 118

ACCESSORIES &
COMPONENTS 123

AIR CLEANERS

9539

**ALLEY CAT AIR CLEANER**

We've combined our super high-flowing end-breathing K&N Air Cleaner with a sleek cover for one easy-to-install kit! Slim design minimizes interference with legroom, and the high-flow parabolic curved entry to the throttle body can support engine builds in excess of 150hp.



9539

FOR YAMAHA

Fits: All '98-'16 V Star 650 Models

9526 Chrome (kit)

Fits: 09-'17 V Star 950 Models

9539 Chrome (kit)

Fits: All '07-'17 V Star 1300 Models

9595 Chrome (ea)

Fits: '11-'17 Stryker

9594 Chrome (ea)

FOR KAWASAKI

Fits: All '09-'18 Vulcan 1700, Voyager, & Vaquero Models

9528 Chrome (kit)

Note: These kits contain an air cleaner, mounting kit, & jetting necessary for carbureted models for complete installation. For optimum performance & driveability on fuel-injected motorcycles, we strongly recommend use of the Wild Things Fuel Injection Controller, P/N 9218. Adjusted fuel control is required when installed with non OEM exhaust. We also recommend that air cleaner installation & jetting on the V Star 650 be performed by a Yamaha Dealer or other qualified technician.

Not Available in the State of California



9442

9442

9599



VELOCIRAPTOR® AIR CLEANER

Unlike most velocity stacks on the market, the Velociraptor breathes well and filters the air with its K&N washable element. The Super Ring insert covers up the mounting bolts, delivering smooth airflow into your motor.

FOR HONDA

Fits: All '03-'09 VTX1300 Models

9442 Chrome (kit)

Fits: All '02-'08 VTX1800 Models

9443 Chrome (kit)

Fits: All '09-'18 Fury & VT1300 Custom Line (Sabre, Stateline, & Interstate)

9444 Chrome (kit)

Fits: '10-'18 Shadow 750 Aero, Phantom & '12-'14 Shadow 750 Spirit (for Fuel Injection)

9446 Chrome (kit)

FOR YAMAHA

Fits: '11-'17 Stryker & All '07-'17 V Star 1300 Models

9598 Chrome (ea)

9599 Gloss Black (ea)

Fits: 14-'18 Yamaha Bolt, '17 SCR950 & All '09-'17 V Star 950 Models

9518 Chrome (kit)

9519 Gloss Black (kit)

Note: These kits contain an air cleaner, mounting kit, & jetting necessary for carbureted models for complete installation. For optimum performance & driveability on fuel-injected motorcycles, we strongly recommend use of the Wild Things Fuel Injection Controller, P/N 9218. Adjusted fuel control is required when installed with non OEM exhaust.

Not Available in the State of California

NEW

FEATURED BIKES

COLLECTIONS

FOR METRIC CRUISER

Audio

Lighting

Accessory Mounts

Handlebar Controls, Grips & Mirrors

Pegs & Foot Controls

Covers, Trims & Accents

Air Cleaners

Touring & Comfort

FOR GOLD WING

LUGGAGE, ORGANIZERS & STORAGE COVERS

INDEX

AIR CLEANERS

9460

Top
Seller*No Sacrifices!***PRO-R HYPERCHARGER™**

The Hypercharger has continued to evolve to meet the needs of the performance minded rider. There are no sacrifices with the Pro-R Hypercharger. Large frontal opening and vacuum-operated butterflies allow for almost-unrestricted airflow to the filter under high-load riding situations. Outer cover features an incorporated scoop to direct air into a high-flow washable foam filter element paired to one of the best-flowing K&N filter elements on the market. And thanks to the carefully designed interior shapes, airflow is smooth and precise, delivering maximum power.



9460

FOR HONDA

Fits: All '03-'09 VTX1300 Models

9460 Chrome (ea)

Fits: All '02-'08 VTX1800 Models

9461 Chrome (ea)

FOR YAMAHA

Fits: All '99-'09 V Star 1100 Models

9463 Chrome (ea)

Fits: All '99-'14 Road Star 1600/1700 (except Warrior)

9464 Chrome (ea)

FOR KAWASAKI

Fits: All '04-'10 Vulcan 2000 Models

9465 Chrome (ea)

Note: These kits contain an air cleaner, mounting kit, & jetting necessary for carbureted models for complete installation. For optimum performance & driveability on fuel-injected motorcycles, we strongly recommend use of the Wild Things Fuel Injection Controller, P/N 9218. Adjusted fuel control is required when installed with non OEM exhaust. We also recommend that air cleaner installation & jetting on the V Star 1100 be performed by a Yamaha Dealer or other qualified technician.

Not Available in the State of California



9411

PRO-SERIES HYPERCHARGER™

The Pro Series Hypercharger was designed for massive air-hungry V-Twin mills that like a lot of RPM's. If your motor needs air, here's the place to start. The inlet is cavernous. The filter area has been increased by a full 50%. Internal shapes have been tweaked to allow increased flow and velocity. The Pro has a look all its own. All edges are radiused for a more streamlined appearance and the artfully incorporated speed lines completes the picture of performance. Kuryakyn strongly recommends recalibration of the ECM on all EFI models using a tool such as the Kuryakyn Wild Things Fuel Injection Controller (P/N 9218) for Metric models, all sold separately.



9421

FOR HONDA

Fits: All '03-'09 VTX1300 Models

9407 Chrome (ea)

Fits: All '02-'08 VTX1800 Models

9411 Chrome (ea)

FOR YAMAHA

Fits: All '99-'09 V Star 1100 Models

9409 Chrome (ea)

Fits: All '99-'14 Road Star 1600/1700 (except Warrior)

9421 Chrome (ea)

FOR KAWASAKI

Fits: All Fuel Injected Vulcan 1500/1600 (Including Mean Streak)

FOR SUZUKI

Fits: All '04-'06 Marauder 1600/Boulevard M95,

9408 Chrome (ea)

Note: These kits contain an air cleaner, mounting kit, & jetting necessary for carbureted models for complete installation. For optimum performance & driveability on fuel-injected motorcycles, we strongly recommend use of the Wild Things Fuel Injection Controller, P/N 9218. Adjusted fuel control is required when installed with non OEM exhaust. We also recommend that air cleaner installation & jetting on the V Star 1100 be performed by a Yamaha Dealer or other qualified technician.

Not Available in the State of California

NEW

FEATURED BIKES

COLLECTIONS

FOR METRIC CRUISER

Audio

Lighting

Accessory Mounts

Handlebar Controls, Grips & Mirrors

Pegs & Foot Controls

Covers, Trims & Accents

Air Cleaners

Touring & Comfort

FOR GOLD WING

LUGGAGE, ORGANIZERS & STORAGE COVERS

INDEX

AIR CLEANERS



STANDARD HYPERCHARGER™

The Hypercharger set the standard over 20 years ago as the benchmark in V-twin performance! Normally, replacing a stock air cleaner with a Hypercharger will net you a 7-9 horsepower increase at the rear wheel, with no other modifications! Add a carb recalibration kit, a good performance exhaust system (not drag pipes) and a 12-14 horsepower increase is normal. Twist the throttle and watch the hotrod-styled vacuum-operated butterflies mesmerize onlookers. Includes lifetime washable K&N filter element.

FOR HONDA

Fits: All '03-'09 VTX1300 Models

9431 Chrome (ea)

Fits: '04-'09 Aero 750 & '07-'09 Spirit 750 C2 with Shaft Drive (for Carbureted Models Only)

9432 Chrome (ea)

FOR KAWASAKI

Fits: All '95-'06 Vulcan 800 Models

9410 Chrome (ea)

Fits: All '95-'04 Vulcan 1500 (Single Carb Model)

9400 Chrome (ea)

FOR KAWASAKI

Fits: All Fuel Injected Vulcan 1500/1600 (Including Mean Streak)

FOR SUZUKI

Fits: All '04-'06 Marauder 1600/Boulevard M95,

9405 Chrome (ea)

FOR YAMAHA

Fits: All '98-'16 V Star 650 Models

9422 Chrome (ea)

Fits: All '09-'17 Yamaha V Star 950 Models

9427 Chrome (kit)

Fits: All '99-'09 V Star 1100 Models

9423 Chrome (ea)

Fits: All '07-'17 V Star 1300 Models

9435 Chrome (ea)

Fits: All '99-'14 Road Star 1600/1700 (except Warrior)

9420 Chrome (ea)

Fits: '11-'17 Stryker

9434 Chrome (ea)

Fits: All '14-'18 Yamaha Bolt & '17 SCR950 Models

9428 Gloss Black (kit)

Note: These kits contain an air cleaner, mounting kit, & jetting necessary for carbureted models for complete installation. For optimum performance & driveability on fuel-injected motorcycles, we strongly recommend use of the Wild Things Fuel Injection Controller, P/N 9218. Adjusted fuel control is required when installed with non OEM exhaust. We also recommend that air cleaner installation & jetting on the V Star 650/1100 be performed by a Yamaha Dealer or other qualified technician.

Not Available in the State of California

BUTTERFLIES FOR STANDARD HYPERCHARGER

Replacement butterflies for all Standard or Blood Groove Hyperchargers.

FOR MULTI-FIT

Fits: Standard Hypercharger Air Cleaners

8488 Chrome (pr)

Note: Butterflies are not for use on Pro-Series Hyperchargers





CLEAR TRAP DOOR

FOR STANDARD & BLOOD GROOVE HYPERCHARGERS

Give your classic Standard or Blood Groove Hypercharger Air Cleaner an entirely new look with this direct replacement for the original trap door that provides an inside look at the inner workings of the air cleaner and throttle body.

FOR MULTI-FIT

Fits: Standard & Blood Groove Hypercharger Air Cleaners

8746 Chrome (ea)

8747 Gloss Black (ea)



STINGER TRAP DOOR

This is an incredibly cost-effective way to increase airflow in any standard Hypercharger. Easy four-bolt replacement of any standard trap door. Sit down, shut-up, and hang on!

FOR MULTI-FIT

Fits: Kuryakyn Standard Hypercharger Air Cleaners

8498 Chrome (ea)



TRAP DOORS

Plated or powder-coated colored Trap Doors give your Hypercharger a new look in minutes!

FOR MULTI-FIT

Fits: Standard Hypercharger Air Cleaners

8482 Chrome (ea)

Note: Trap Doors are not for use on Pro-Series Hyperchargers.

BLOOD GROOVE TRAP DOORS


A quick and classy alternative to the standard Trap Door.

FOR MULTI-FIT

Fits: Kuryakyn Standard Hypercharger Air Cleaners

8476 Chrome (ea)

8475 Gloss Black (ea)



STANDARD HYPERCHARGER™ REPLACEMENT COMPONENTS

OR MULTI-FIT

Fits: Standard Hypercharger Air Cleaners

A 9906 Case Screw & Washer Set (set)

B 9904 Trap Door Screw & Washer Set (set)

C 9903 Standard Trap Door Gasket (ea)

D 9913 Butterfly Shaft Caps (set)

E 9910 Front Half, Chrome (ea)

F 8513 K&N Filter Element (ea)

G 9911 Back Half, Early Inlet, Chrome (ea)

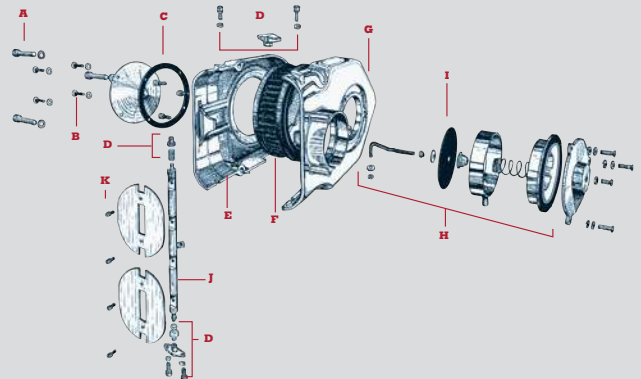
G 9912 Back Half, Late Inlet, Chrome (ea)

H 8580 Vacuum Pod Rebuild Kit (set)

I 8581 Diaphragm Only (ea)

J 8599 Butterfly Shaft (set)

K 9905 Butterfly Screw Set (set)



NEW

FEATURED BIKES

COLLECTIONS

FOR METRIC CRUISER

Audio

Lighting

Accessory Mounts

Handlebar Controls, Grips & Mirrors

Pegs & Foot Controls

Covers, Trims & Accents

Air Cleaners

Touring & Comfort

FOR GOLD WING

LUGGAGE, ORGANIZERS & STORAGE COVERS

INDEX

AIR CLEANERS ACCESSORIES & COMPONENTS



AIR CLEANER COMPONENTS

9469



FOR METRIC CRUISER

Fits: Kuryakyn Mach 2 & Alley Cat Air Cleaners

9469 Replacement K&N Filter (ea)

Fits: Kuryakyn Pro-R & Pro Series Hyperchargers

9493 Replacement K&N Filter (ea)

8554 Vacuum Pod Rebuild Kit (ea)

9330 Chrome Butterflies (pr)

9334 Case Screws (set)

Fits: Kuryakyn Pro-R Hypercharger Air Cleaners

9319 Replacement Cage/Foam Filter Assembly (ea)

9333 Butterfly Shaft Caps with Screws, Washers, Bearings, & Spring (set)

Fits: Kuryakyn Pro-Series Hypercharger Air Cleaners

9332 Butterfly Shaft Caps with Screws, Washers, Bearings, & Spring (set)

Fits: Kuryakyn Velociraptor Air Cleaners

9509 Velociraptor K&N Replacement Filter Element (ea)

PRE-FILTERS FOR KURYAKYN AIR CLEANERS

Keep bugs, dirt, wash water, or torrential downpour out of your air cleaner. Made exclusively for us in the U.S.A. by Outerwears. Water repellent, UV resistant and filters debris down to .005".

FOR MULTI-FIT

Fits: Kuryakyn Standard Hypercharger Air Cleaners

8443 Pre-Filter for Hypercharger™, Black (ea)

Fits: Kuryakyn Pro-R Hypercharger Air Cleaners

9335 Pre-Filter for Pro-R Hypercharger™, Black (ea)

Fits: Kuryakyn Mach 2 & Alley Cat Air Cleaners

9559 Pre-Filter for Mach 2™ & Alley Cat Air Cleaners, Black (ea)

Note: Image shown is representative of product. Please verify your fitment before ordering. Air cleaner not included.

K&N FILTER CARE KIT

Your bike will run better and your engine will last longer. All our air cleaners use K&N filters. With proper maintenance, these filters will last many years.



85 K&N Filter Care Kit (set)

Note: K&N Filter Care Kit contains red filter oil.

WILD THINGS™ FUEL INJECTOR CONTROLLER

BY DOBECK PERFORMANCE

Adjust your fuel injection system to accommodate exhaust system, air cleaner, or engine component mods. The Wild Things® Fuel Injection Controller is load-based and takes into account the load the engine is under. Even though you may encounter the same throttle positions at the same RPMs in different riding situations, the engine's fuel requirement will not be the same because the engine is not under the same load. The Wild Things® Fuel Injection Controller module allows you to tune the fuel injection much the same way you jet a carburetor.



- The green "pot" functions like the fuel mixture screw & pilot jet on a carburetor to adjust light throttle operation
- The yellow "pot" functions like an accelerator pump on a carb, adding fuel as the throttle is opened
- The red "pot" functions like a main jet on a carb to add fuel on the top end
- The RPM "pot" adjusts at what RPM the green & yellow fuel addition stops, & the red fuel setting takes over. Includes Scotchlock connectors allowing you to quickly & easily splice into your stock wiring harness.

FOR HONDA

Fits: '02-'08 VTX1800 (All Models), '09-'18 Fury, & '10-'16 VT1300 Custom Line (Sabre, Stateline, & Interstate)

FOR YAMAHA

Fits: '02-'09 Road Star Warrior, '08-'14 Road Star, '07-'17 V Star 1300, '09-'17 V Star 950, '14-'18 Bolt, '08-'17 Raider & '06-'14 Roadliner/Stratoliner

FOR KAWASAKI

Fits: '99-'10 Vulcan 1500/1600/2000

FOR SUZUKI

Fits: '04-'18 1600 Marauder/Boulevard M95, Boulevard C50/M50/C90, M90, M109R

9218 Wild Things Fuel Injector Controller, Black (ea)

Note: Not Available in the State of California

TOURING & COMFORT




FOR METRIC CRUISER

BACKRESTS 126

LUGGAGE RACKS 127

TRAILER HITCHES & WIRING 128

TOURING & COMFORT BACKRESTS



TRANSFORMER™ BACKREST WITH FOLD-DOWN LUGGAGE RACK

U.S. Patents 6,966,471 & 8,459,517

Simply fold down the inconspicuous luggage rack right out of the backrest when you need it, and stow it away securely with the integrated thumb nut when you don't. Mounts directly to the required Kuryakyn quick-detach Side Plates for Transformer Backrest, sold separately.

FOR MULTI-FIT

Fits: Requires Kuryakyn Motorcycle Specific Side Plates for Transformer Backrest, Sold Separately

1606 Chrome (ea)

SIDE PLATES FOR TRANSFORMER™ BACKREST

FOR HONDA

Fits: '02-'08 VTX1800R/S/C/F Models & '03-'09 VTX1300R/S/C Models

1633 Chrome (pr)

Note: Only intended for installation with Kuryakyn P/N 1606 Transformer Backrest. Not intended for models with OEM saddlebags or with other accessories mounting in the same fender strut mounting location.

DRIVER BACKREST

With full adjustability, set the backrest to your perfect spot, lean back and enjoy the ride. Designed to allow comfortable room for passengers. Tips forward and out of the way for passenger mounting, and includes a storage pouch for added convenience.

FOR HONDA

Fits: '02-'09 VTX 1300 & 1800 Retro & S Models Only.

1555 Chrome (ea)

PLUG & PLAY SISSY BAR & BACKREST PAD

U.S. Patents 5,984,331

Bolts to the rear fender underneath the passenger seat and accepts our low, custom Sissy Bar (P/N 8980) and Backrest Pad (P/N 1605), both sold separately, for passenger comfort and convenience. The backrest and pad measures 6-1/2" wide x 9-1/2" tall from the rear fender.

FOR MULTI-FIT

Fits: Plug-N-Play Sissy Bar Mount, P/N 8998:

8980 Sissy Bar, Chrome (ea)

Fits: Kuryakyn Sissy Bar, P/N 8980

1605 Backrest Pad, Black (ea)

FOR HONDA

Fits: '10-'16 Stateline & Interstate

1607 Plug & Play Mount, Chrome (ea)

LUGGAGE RACKS TOURING & COMFORT

FOR METRIC CRUISER

7159



MULTI-RACK ADJUSTABLE TRUNK LUGGAGE RACK

Features adjustable mounting stand-offs to fit virtually any trunk lid whether flat or curved, a 1/2" tubular design to accommodate flag holders, and built-in corner loops to help keep luggage secure. Includes mounting extensions for trunk lids with a downward rear swoop or spoiler and measures 21" wide x 12" long.

FOR YAMAHA

Fits: All Venture Models

FOR KAWASAKI

Fits: All Voyager Models

FOR MULTI-FIT

Fits: Universal: For Installing On A Tour Trunk. Adjustable Position & Height Mounting Post Allows Installation On Flat, Curved, & Slanted Tour Trunks with A Rigid Top. (Requires 6 Inch Long By 13 Inch Wide Mounting Area)

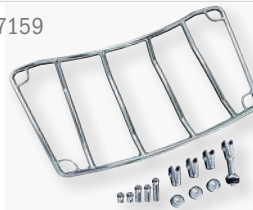
7159 Chrome (ea)

NEW 7149 Gloss Black (ea)

NEW
7149



7159



7156



PREMIER LUGGAGE RACK

The Premier Luggage Rack is streamlined and three-dimensional. Black rubber inserts contrast the bright chrome finish and also provide a slip-resistant surface. Adaptable mounting brackets allow this rack to fit almost any backrest.

FOR MULTI-FIT

Fits: Kuryakyn Plug-N-Play Backrests Universal Backrest
Requires: Backrest that bolts to side straps with 1/4"-20 with 1-3/16" to 1-5/16" center to center spacing; inside width between side straps must be 5-5/8" to 6" or 7-1/4" to 7-1/2", or outside width of side straps must be 5-3/8" to 5-5/8" or 7" to 7-1/4"

7156 Chrome (ea)

7156



NEW

FEATURED BIKES

COLLECTIONS

FOR METRIC CRUISER

Audio

Lighting

Accessory Mounts

Handlebar Controls, Grips & Mirrors

Pegs & Foot Controls

Covers, Trims & Accents

Air Cleaners

Touring & Comfort

FOR GOLD WING

LUGGAGE, ORGANIZERS & STORAGE COVERS

INDEX



ALSO AVAILABLE
XKURSION LUGGAGE
PG 178



MOMENTUM LUGGAGE
PG 184



TOURING & COMFORT TRAILER HITCHES & WIRING



TRAILER WIRING HARNESSES

Safely and effectively apply the load from your trailer lighting to the battery and not to the rest of the bike's electrical system. Eliminate blown fuses caused by overloading stock lighting or accessory circuits. Our relay harness utilizes inputs from the motorcycle to direct power from the battery to the appropriate trailer lighting circuit.



- 5 Wire Plus 1: Our kits provide standard 5-wire output (run, brake, left turn, right turn, ground) plus a bonus wire that can be connected as needed to provide fused 12V power to the trailer for compartment lights or keyless entry systems that are wired independently of the trailers essential lighting.
- 5 to 4 Wire Converter: Plugs in and allows our Wiring and Relay Kits to power trailers requiring a 4-wire harness (run, left turn/brake, right turn/brake, ground). The bonus wire is still available to provide fused 12V power to the trailer for compartment lights or keyless entry systems that are wired independently of the trailers essential lighting. Includes 4-pin flat vehicle connector.



FOR MULTI-FIT

Fits: Universal 12V Applications on Motorcycles with Separate Taillight and Turn Signals

7671 Universal Trailer Wiring & Relay Kit (ea)

7675 5 to 4 Wire Converter for Kuryakyn Trailer Wiring Harness (ea)



TRAILER RECEPTACLE KITS

Available in several different styles depending on your application. Includes 5-Pin round receptacle.

FOR MULTI-FIT

Fits: Universal Applications: Mounts Under Trailer Hitch Ball

9183 Trailer Hitch Receptacle, Chrome (ea)

7670 Trailer Plug Kit (kit)

7659 5-Pin Receptacle Kit (ea)



Note: Not for use with Kuryakyn Hitch Rack, P/N 7643.



TRAILER HITCH BALL COVER

This shining chrome trailer hitch ball cover fits all 1-7/8" and 2" balls. It includes a foam lining to ensure a good fit.

FOR MULTI-FIT

Fits: 1-7/8" & 2" Trailer Hitch Balls (Includes foam lining)

7658 Chrome (ea)



TRAILER HITCH RACK

Bring a fully loaded cooler or those extra items with you that just don't seem to fit in your trunk. Simply install the mounting plate beneath your trailer hitch ball & this rack quickly attaches or detaches in seconds. Rack is 18" x 12" x 1-1/2".

FOR MULTI-FIT

Fits: Kuryakyn Trailer Hitches & Universal Applications: Mounts Under Hitch Ball & Requires a Flat/Unrestricted Area 5" Wide x 2-1/2" Long & Ball Stud Able to Accept a 1/4" Spacer

7643 Black (ea)


Note: This product is not intended to be used while pulling a trailer. Suggested weight limit is 35 lbs. for appropriate handling & cornering. Will not install with Trailer Hitch Receptacle, P/N 9183.



FOR GOLD WING®

LIGHTING	130
ACCESSORY MOUNTS	132
HANDLEBAR CONTROLS, GRIPS & MIRRORS	138
PEGS & FOOT CONTROLS	140
FRONT END	150
OUTER FAIRING	154
INNER FAIRING	158
FRAME & ENGINE	160
REAR END	162
BACKRESTS & LUGGAGE RACKS	170
TRAILER HITCHES	173
AIR DEFLECTORS	175
FLAGS	176

LIGHTING HEADLIGHTS & DRIVING LIGHTS



L.E.D. DRIVING LIGHTS

Super-wide flat beams cast a white/blue light down the center of the road as well as illuminating beyond the right and left shoulders. These are a direct fit with a left side panel switch, relay, and all the mounting hardware you need to position the light exactly where you want for an easy plug-&-play installation.

FOR GOLD WING®

Fits: '12-'17 GL1800 & F6B Models (except Airbag Models)

2235 White (pr)

Fits: '01-'10 GL1800 Models (except Airbag Models)

2234 White (pr)

LOWER COWL DRIVING LIGHTS

Super bright 35-watt halogen beams pierce the darkness helping you to see and be seen. The complete kit includes everything needed for easy installation. Includes wiring harness with switch.

FOR GOLD WING®

Fits: '01-'10 GL1800 Models (except Airbag Models)

2232 White (pr)

5035



3" L.E.D. UPGRADE LAMPS

Enjoy long life, lower operating temperatures, reduced draw, and improved color/brightness

FOR GOLD WING®

Fits: GL1800 Lower Cowl Driving Light Kits (P/N 2232)

5035 White (pr)



SUPER WHITE H7 HEADLIGHT BULB

- Extend visual lighted range approximately 30%
- Extreme white appearance
- 4100K color rated - 55-watt

FOR GOLD WING®

Fits: Universal for H7 Applications (off road use only)

2206 Super White H7 Headlamp Bulb (ea)

H3 REPLACEMENT BULBS

35-watt H3 replacement bulb.

FOR MULTI-FIT

Fits: H3 Bulb Applications (off road use only)

2229 Super White H3 Bulb, 35 Watt (ea)

Note: Direct replacement for Kuryakyn 3" 5000 Series & Constellation Driving Lights.

SUPER WHITE H4 HEADLAMP BULB

Extend visual light range approximately 30%. Extreme white appearance, 5000K color rated. H4 Bulb with p43T base.

FOR MULTI-FIT

Fits: H4 Bulb Applications with p43T Base (off road use only)

2205 60/55 Watt (ea)

LOAD EQUALIZERS & ADAPTERS LIGHTING



ACCESSORY SWITCHES

FOR MASTER CYLINDER RESERVOIR COVERS

Rated for 12V and up to 10-Amp accessories each, these switches add convenience and style to controlling those extras you add to your motorcycle.

FOR GOLD WING®

Fits: All GL1500, '01-'17 GL1800 & '13-'16 F6B

7803 Chrome (ea)



REAR ACCESSORY HARNESSES FOR GL1800

Required to install any plug-&-play Kuryakyn rear lighting accessory. After this one-time installation you can simply plug-&-play all future Kuryakyn rear lighting accessories.

FOR GOLD WING®

Fits: '12-'17 GL1800 Models (except F6B)

3230 Plug & Play Rear Accessory Harness (ea)

Fits: '13-'16 F6B Models Only

3234 Rear Accessory Adapters (ea)

Fits: '01-'10 GL1800 Models

3241 Rear Accessory Light Adapter (ea)

Note: Only one Rear Accessory Harness is Required Per Bike

MULTI PLUG & PLAY HARNESS

Designed for either the front or rear, each kit has what you need to plug in up to 5 accessories in the front or 8 accessories in the rear. Install 2 kits for 8 accessory connections in the front.

FOR GOLD WING®

Fits: All '01-'17 GL1800 & '13-'16 F6B Models with Kuryakyn Accent Lighting that connects to the OEM harness at the mirrors or behind the license plate using Kuryakyn in line Y Harness. ('12-'16 GL1800 Models for Mirror Application Only)

7302 Multi Plug & Play Harness (pr)

ADAPTER PLUG FOR FRONT TURN SIGNAL ACCENTS

Required for any Kuryakyn plug-&-play front turn signal accent.

FOR GOLD WING®

Fits: '06-'17 GL1800 Models (except F6B)

7300 Front Adapter Plug for GL1800 Models (pr)

Fits: All '13-'16 F6B

7301 Front Adapter Plug for F6B Models (pr)

Note: Provides Plug-&-Play Installation for 2 Kuryakyn front accessories. (Add P/N 7302 Multi Plug-&-Play Harness for installation of additional front end accessories)

PULSATING BRAKE CONTROLLERS

Activate brake lights to flash automatically for 3 seconds and then stay on with a single squeeze of your brakes. Does not harm the life of your lights.

FOR MULTI-FIT

Fits: Universal for 12V Applications (Not Compatible with CAN Bus Systems)

908 Universal Pulsating Brake Light Controller (ea)

Note: Installation of this product may be in violation of FMVSS #108. Requires Hard Wiring and is not applicable for Trailer Wiring Harnesses function.


3234



7302



7300



7301



908



FOR GOLD WING®

NEW

FEATURED BIKES

COLLECTIONS

FOR METRIC CRUISER

FOR GOLD WING

Lighting

Accessory
Mounts

Handlebar
Controls, Grips
& Mirrors

Pegs & Foot
Controls

Front End

Outer Fairing

Inner Fairing

Frame & Engine

Rear End

Backrests &
Luggage Racks

Air Deflectors

Flags

LUGGAGE
ORGANIZERS &
STORAGE COVERS

INDEX

ACCESSORY MOUNTS DEVICE MOUNTING SYSTEMS

TECH-CONNECT



CLUTCH OR BRAKE PERCH MOUNT

TECH-CONNECT® DEVICE MOUNTING SYSTEM

Choose between Standard Cradle and Large Cradle kits. Standard Cradle - Premium Mount comes with chrome mount.

- Standard Cradle holds devices measuring 1-5/8" to 3-5/8" wide.
- Large Cradle holds devices measuring 3-5/8" to 6" wide.

FOR GOLD WING®

Fits: All GL1500, '01-'18 GL1800 & '13-'16 F6B Models

1698 Standard Cradle - Standard Mount, Black (kit)

1788 Standard Cradle - Premium Mount, Chrome (kit)

1676 Large Cradle - Standard Mount, Black (kit)

Note: Not for use with Kuryakyn Master Cylinder or Clutch Perch Covers that cover perch mounting bolts.



BAR MOUNT

TECH-CONNECT® DEVICE MOUNTING SYSTEM

Easily mount and secure any electronic device to your handlebars in just seconds. An adjustable swivel head allows movement for perfect positioning and disconnecting in seconds! Each system includes the device holder of your choosing and a Standard Accessory Mount.

FOR MULTI-FIT

Fits: 7/8", 1" & 1-1/4" Diameter Bars

1699 Standard Cradle (kit)

4128 Pouch, Black (ea)

Note: Holds devices measuring 1-5/8" to 3-5/8" wide.

DEVICE MOUNTING SYSTEMS **ACCESSORY MOUNTS**

NEW



5207

Touchscreen friendly!

WATER RESISTANT DEVICE STORAGE

Constructed from water-resistant zippers and Tarpaulin material with sealed seams for maximum protection from the elements. Touchscreen-friendly without removing device from pouch, and the pivot plate mates with any standard Kuryakyn Tech-Connect™ or accessory mounts. Fits most standard-sized devices.

FOR MULTI-FIT

Fits: Mounts to Kuryakyn Accessory and Tech Connect Ball Mounts

5207 Black (ea)

TECH-CONNECT® DEVICE HOLDERS

The most secure universal holder on the market. Dual screw clamping to quickly and securely hold your device, with integrated rubber pads to eliminate slippage.

FOR MULTI-FIT

Fits: Kuryakyn Tech-Connect Accessory Mounts

1694 Large, Black (ea)
Note: Holds Devices Measuring 3-5/8" to 6" wide

1693 Standard, Black (ea)
Note: Holds Devices Measuring 1-5/8" to 3-5/8" Wide

Note: Requires Accessory Mount for installation. Sold separately.

UNIVERSAL ACCESSORY POUCHES

Retain full use of touch-screen devices. Mounts via Tech-Connect Accessory Mounts or onto bars measuring 3/4" to 1-3/4" with included Quick Detach Rubber Strap.

FOR MULTI-FIT

Fits: 3/4" to 1-3/4" Bars & Tech-Connect Accessory Mounts

1478 Small Universal Accessory Pouch (ea)
Note: 5-1/2" Tall by 3-1/2" Wide

4195 Extra Large Universal Accessory Pouch (ea)
Note: 5-1/2" Tall by 3-1/2" Wide

4127 Tech-Connect® Pouch (ea)
Note: 5-1/2" Tall by 3-1/2" Wide

4124 Large Universal Accessory Pouch (ea)
Note: 6-3/4" Tall x 3-3/4" Wide x 3/4" Deep

NEW



5207



1693

1694



4127



4124

4195

1478

FOR GOLD WING®

NEW

FEATURED BIKES

COLLECTIONS

FOR METRIC CRUISER

FOR GOLD WING

Lighting

Accessory Mounts

Handlebar Controls, Grips & Mirrors

Pegs & Foot Controls

Front End

Outer Fairing

Inner Fairing

Frame & Engine

Rear End

Backrests & Luggage Racks

Air Deflectors

Flags

LUGGAGE ORGANIZERS & STORAGE COVERS

INDEX

ACCESSORY MOUNTS DEVICE MOUNTING SYSTEMS

1682



1672



1679



CLUTCH OR BRAKE PERCH ACCESSORY MOUNTS

FOR GOLD WING®

Fits: All GL1500, '01-'18 GL1800 & '13-'16 F6B Models

1672 Standard, Black (ea)

1679 Premium, Black & Chrome (ea)

1682 Premium XL, Chrome (ea)

1680



1671



HANDLEBAR ACCESSORY MOUNTS

MULTI-FIT

Fits: 1" Diameter Bars

1680 Premium XL (ea)

1677 Premium (ea)

Fits: 7/8", 1" & 1-1/4" Diameter Bars

1671 Standard (ea)

1799



MIRROR STEM ACCESSORY MOUNT

Features chrome mount with black pivot mounting plate - 2-3/8" x 1-7/8".

FOR GOLD WING®

Fits: Left or Right Side on All Models (except GL1800, GL15000 & GL1200)

1799 Premium, Chrome & Black (ea)

Note: Not suggested for mirrors that mount below master cylinders.

1472



MOUNTING HARDWARE & COMPONENTS FOR ACCESSORY MOUNTS & DRINK HOLDERS

Premium chrome mounting hardware for your accessory mount or drink holder.

FOR GOLD WING®

Fits: All GL1500, '01-'18 GL1800 & '13-'16 F6B

1472 For Clutch or Brake Perch Mount Kit, Chrome (ea)

FOR MULTI-FIT

1420 Fits: 1" Bars (accepts 5/16" Mounting Hardware) (ea)

Note: Will Fit 7/8" Bars with Adapter Kit 1786

1468 Fits: 1-1/4" Bars (accepts 5/16" Mounting Hardware) (ea)

1415 Fits: 3/4", 5/8" & 1/2" Bars (accepts 5/16" Mounting Hardware) (ea)

8734 Replacement Thumbnut for Kuryakyn Accessory Mounts & Drink Holders
Fits: Kuryakyn Accessory Mounts P/N's 1422, 1462, 1481, 1484, 1485 (ea)

1420



1786



7/8" HANDLEBAR ADAPTER KIT

This two-piece shim kit affixes to 7/8" diameter handlebars to allow the installation of any 1" clamp accessory mount.

MULTI-FIT

Fits: 7/8" Bars

1786 Accessory Mount Adapter for 7/8" Handlebars (ea)

DEVICE CHARGERS **ACCESSORY MOUNTS**

1703



USB POWER SOURCE

Two USB ports (bottom = 1.0A and top = 2.1A) provide enough output for charging any modern device, including tablets. Mount anywhere you choose including inside your tour trunk, on the dash, or on your handlebars.

FOR MULTI-FIT

Fits: Universal for 12V Applications - Requires 1" x 1" Flat Surface or 1" of Straight Section on 1" Bar for Mounting (Connects Directly to Battery with In-line Fuse)

1688 Chrome (ea)

1703 Satin Black (ea)

ELECTRICAL POWER POINT

Keep your cell phone, GPS, air pump or any other electrical device charged while on the road. Comes with cigarette lighter and everything you need to connect directly to your battery with an inline fuse and a quick disconnect.

FOR GOLD WING®

Fits: All GL1500, '01-'18 GL1800 & '13-'16 F6B Models

1483 Electrical Power Point, Chrome (ea)

FOR MULTI-FIT

Fits: 1" Bars

1423 1" Clamp, Chrome (ea)

Note: Will Fit 7/8" Bars with Adapter Kit 1786

Fits: 1-1/4" Bars

1476 1-1/4" Clamp, Chrome (ea)

L.E.D. BATTERY GAUGE

An array of L.E.D.'s indicate operating voltage of the bike's electrical system with simple two-wire connection.

FOR MULTI-FIT

Fits: Universal Fitment for 12V Applications

4219 Chrome (ea)

4218 Black (ea)



1688



1483



4219



FOR GOLD WING®

NEW

FEATURED BIKES

COLLECTIONS

FOR METRIC CRUISER

FOR GOLD WING

Lighting

Accessory
Mounts

Handlebar
Controls, Grips
& Mirrors

Pegs & Foot
Controls

Front End

Outer Fairing

Inner Fairing

Frame & Engine

Rear End

Backrests &
Luggage Racks

Air Deflectors

Flags

LUGGAGE
ORGANIZERS &
STORAGE COVERS

INDEX

ACCESSORY MOUNTS DRINK HOLDERS



STAINLESS STEEL MUG DRINK HOLDERS

The 3" Chrome Ring holds a Stainless Steel Mug to keep your drink at your fingertips! Mounts on handlebars or clutch and brake perch mounts, and the quick-detach thumbscrew leaves a simple clamp when not in use.

FOR GOLD WING®

Fits: All GL1500, '01-'18 GL1800 & '13-'16 F6B Models Clutch or Brake Perch Mounts

1463 For Perch Mount, Chrome (ea)

Fits: All Models-Left Side (except GL1800, GL1500, GL1200 & F6B)

1792 For Mirror Mount, Chrome (ea)

FOR MULTI-FIT

Fits: 1" Bars

1464 For 1" Bars, Chrome (ea)

Note: Will Fit 7/8" Bars with Adapter Kit 1786

Fits: 1-1/4" Bars

1477 For 1-1/4" Bars, Chrome (ea)

BEVERAGE CARRIER UNIVERSAL DRINK HOLDERS

Easy on, easy off snap design PVC leather Beverage Carrier holds most cups, cans or bottles, and is collapsible for storage. Additionally, the quick-detach thumbscrew mount leaves a simple clamp when not in use.

FOR GOLD WING®

Fits: All GL1500, '01-'18 GL1800 & '13-'16 F6B Models

1500 For Perch Mount, Chrome (ea)

FOR MULTI-FIT

Fits: 1" Bars

1488 For 1" Bars, Chrome & Black (ea)

Note: Will Fit 7/8" Bars with Adapter Kit 1786

Fits: 1-1/4" Bars

1489 For 1-1/4" Bars, Chrome & Black (ea)

Fits: Kuryakyn 3" Diameter Ring-Style Drink Holder

1459 Beverage Carrier Only, Black (ea)

SNAP-N-GO™ DRINK HOLDERS

Made from injection-molded polycarbonate, these affordable drink holders securely snap on for mounting. When removed it leaves an unobtrusive stud or a small clamp and stud. Includes 1" Bar Mount and Perch Mount for multiple mounting options.

FOR GOLD WING®

Fits: All GL1500, '01-'18 GL1800 & '13-'16 F6B Models Perch Mounts

1486 Stainless Mug, Black (ea)

1487 Basket, Black (ea)

CARRIER ONLY

1460 Beverage Carrier, Black (ea)

DRINK HOLDERS ACCESSORY MOUNTS

1462

MESH BASKET UNIVERSAL DRINK HOLDERS

Fingers firmly grasp onto various-sized containers to keep your drink in the mesh holder and not on you! Quick-detach thumbscrew mount leaves a simple clamp when not in use.



FOR GOLD WING®

Fits: All GL1500, '01-'18 GL1800 & '13-'16 F6B Models Clutch or Brake Perch Mounts

1462 Chrome (ea)

1738 Gloss Black (ea)

Fits: All Models-Left Side (except GL1800, GL1500, GL1200 & F6B)

1791 For Mirror Mount, Chrome & Black (ea)

Note: Great for 2" to 3-1/2" diameter containers.

FOR MULTI-FIT

Fits: 1" Bars

1422 Chrome (ea)

Note: Will Fit 7/8" Bars with Adapter Kit 1786

PASSENGER DRINK HOLDER

Our drink holders fasten securely and can be mounted universally on any 1/2", 5/8", or 3/4" tubing.

FOR GOLD WING®

Fits: Universal Applications on 1/2", 5/8", or 3/4" tubing

1484 Drink Holder with Mesh Basket (ea)

1485 Drink Holder with Stainless Mug (ea)

PASSENGER DRINK HOLDER

U.S. Patent D623,118

Mount to either the right or the left seat handle. Two styles available to hold a variety of containers from 2" to 3-1/2" in diameter. Easily removed when not in use.

FOR GOLD WING®

Fits: '01-'17 GL1800 & '13-'16 F6B Models

1481 Mesh Basket, Chrome (ea)

Note: Mounts in rear Bolt hole of passenger handle.

DRINK HOLDER REPLACEMENT COMPONENTS

FOR KURYAKYN DRINK HOLDERS

Individual replacement components for Kuryakyn drink holders.

FOR MULTI-FIT

Fits: Kuryakyn Drink Holders P/N 1422, 1475, 1462

1429 Replacement Mesh Basket for Drink Holder, Black (ea)

Note: Replacement mesh only.

KURYAKYN CAN COOLER

Keep your drinks cold with the Kuryakyn can cooler!

8985 Black (pr)

Top
Seller

1738



1484



1485



Top
Seller

1481



FOR GOLD WING®

NEW

FEATURED BIKES

COLLECTIONS

FOR METRIC CRUISER

FOR GOLD WING

Lighting

Accessory
Mounts

Handlebar
Controls, Grips
& Mirrors

Pegs & Foot
Controls

Front End

Outer Fairing

Inner Fairing

Frame & Engine

Rear End

Backrests &
Luggage Racks

Air Deflectors

Flags

LUGGAGE
ORGANIZERS &
STORAGE COVERS

INDEX

HANDLEBAR CONTROLS, GRIPS & MIRRORS GRIPS

MUST-HAVE



6383



6183



ISO®-GRIPS FOR USE WITH GL1800 HEATED GRIPS

The clamshell design attaches right over your stock grips, allowing the heat to come through.

FOR GOLD WING®

Fits: '06-'18 GL1800 & '13-'16 F6B Models

6183 Chrome (pr)

6383 Gloss Black (pr)

Note: Will only accept Throttle Boss (P/N 6314, 6242, 6310)



ISO®-GRIPS

Combining great style and comfort, these grips provide a soft, non-slip surface that dampens operating vibration. Recessed area between the ISO-Pads permits air movement for added comfort in hot weather.

FOR GOLD WING®

Fits: '75-'17 Goldwing & '13-'16 F6B Models

6180 Chrome (pr)


6380 Gloss Black (pr)

Fits: Valkyrie

6240 Chrome (pr)

6340 Gloss Black (pr)

Note: Does not support Heated Grips. Requires removal of bar end weights.



6380



6180

GRIP GLUE FOR KURYAKYN GRIPS

High-strength Grip Glue for all Kuryakyn grips.

FOR MULTI-FIT

Fits: All Kuryakyn Grips

6152 Grip Glue for Kuryakyn Grips (ea)



WIDE STYLE LEVERS

Wider and more comfortable than stock in a brilliant chrome finish.

FOR GOLD WING®

Fits: '01-'17 GL1800 & '13-'16 F6B Models

7435 Chrome (pr)

Fits: '90-'00 GL1500 Models

7430 Chrome (pr)

7430

GRIP ACCESSORIES HANDLEBAR CONTROLS, GRIPS & MIRRORS

ISO®-THROTTLE BOSS™

Added to the popular Kuryakyn ISO-Grips, this small, adjustable paddle is positioned under the palm of the throttle hand, allowing riders to slightly relax their grip on the gas and still maintain a constant speed.

FOR MULTI-FIT

Fits: All Kuryakyn ISO-Grips, ISO-Flame Grips, Transformer Grips-Left or Right Grip

6250 Chrome (ea)

6253 Chrome (pr)

6319 Gloss Black (ea)

Note: Does not fit with Kuryakyn P/N 6183 & 6383

CONTOURED ISO®-THROTTLE BOSS™

A Throttle Boss can make the difference between a quick trip and a cross-country adventure. Simple to install and easily adjustable to suit your needs. A larger surface area and pad provides even more comfort than the original design while still easing hand and forearm fatigue.

FOR MULTI-FIT

Fits: All Kuryakyn ISO-Grips, ISO-Flame Grips, Transformer Grips-Right Side Only

6299 Chrome (ea).

6318 Gloss Black (ea)

Note: Will not work with Kuryakyn ISO-Grips P/N 6183 or 6383

Fits: All Kuryakyn ISO-Grips, ISO-Flame Grips, Transformer Grips-Left Grip Only

6309 Chrome (ea)

Note: Will Not Work With Kuryakyn ISO-Grips P/N 6183 & 6383.

ISO®-THROTTLE BOSSES FOR ISO-GRIPS FOR GL1800 WITH HEATED GRIPS
Contoured and Extended ISO-Throttle Bosses for GL1800 with heated grips.

FOR GOLD WING®

Fits: Kuryakyn ISO-Grips for GL1800 Models with Heated Grips (P/N 6183 & 6383)

6242 Extended, Chrome (ea)

6310 Contoured, Chrome (ea)

6314 Contoured, Gloss Black (ea)

HANDLEBAR RISERS/SETBACKS

With 3 different position options, adjust your handlebars to make your Gold Wing the most comfortable ride. With all the parts you need; we don't know anyone who offers this many options or convenience in one set.

FOR GOLD WING®

Fits: '01-'17 GL1800 & '13-'16 F6B Models

7438 Black (set)

6250



6250



6319



6318



6299



6242



7438

Top Seller



7438

FOR GOLD WING®

NEW

FEATURED BIKES

COLLECTIONS

FOR METRIC CRUISER

FOR GOLD WING

Lighting

Accessory
Mounts

Handlebar
Controls, Grips
& Mirrors

Pegs & Foot
Controls

Front End

Outer Fairing

Inner Fairing

Frame & Engine

Rear End

Backrests &
Luggage Racks

Air Deflectors

Flags

LUGGAGE
ORGANIZERS &
STORAGE COVERS

INDEX

PEGS & FOOT CONTROLS FOOTPEGS, SHIFT PEGS & BRAKE PEDAL PADS

FOOTPEG ADAPTERS

TAPERED |  |



SPLINED |  |



Kuryakyn footpegs and mini boards feature a two part mounting system. Depending on the style you choose, each footpeg or mini board will require either a SPLINED or TAPERED adapter (sold in pairs). Use the chart below to determine the right adapter.

FOR GOLD WING®

HONDA	YEAR	▲ CHROME		✿ CHROME		▲ GLOSS BLACK		✿ GLOSS BLACK	
		FRONT	REAR	FRONT	REAR	FRONT	REAR	FRONT	REAR
GL1800	'01-'18	7939	N/A	8808	N/A	8868	N/A	8889	N/A
F6B	'13-'16	7939	8806	8808	8807	8868	N/A	8889	N/A
GL1500	'88-'00	7946	N/A	N/A	N/A	N/A	N/A	N/A	N/A
Valkyrie	'14-'15	7939	8806	8808	8807	8868	N/A	8889	N/A
Valkyrie	'97-'04	7946	8802	N/A	8825	N/A	8866	N/A	8869

FOOTPEGS FOR GOLD WING® (SEE STYLES RIGHT)

WITHOUT ADAPTERS

WITH ADAPTERS

NEW THRESHER FOOTPEGS CHROME ✿	5954	5952
NEW THRESHER FOOTPEGS SATIN BLACK ✿	5955	5953
RIOT FOOTPEGS SILVER ✿	3598	--
RIOT FOOTPEGS SATIN BLACK ✿	3599	--
RIOT MINI BOARDS SILVER ✿	3596	--
RIOT MINI BOARDS SATIN BLACK ✿	3597	--
SPEAR FOOTPEGS CHROME ✿	5658	--
SPEAR FOOTPEGS SATIN BLACK ✿	5657	--
SPEAR MINI BOARDS CHROME ✿	5652	--
SPEAR MINI BOARDS SATIN BLACK ✿	5653	--
HEAVY INDUSTRY FOOTPEGS CHROME ✿	7033	7031
HEAVY INDUSTRY FOOTPEGS SATIN BLACK ✿	7034	7032
HEAVY INDUSTRY SWITCHBLADES CHROME ✿	7029	7027
HEAVY INDUSTRY SWITCHBLADES SATIN BLACK ✿	7030	7028
TRIDENT ISO®-PEGS, DUALY CHROME ▲	7597	7592
TRIDENT ISO®-PEGS, DUALY GLOSS BLACK ▲	7567	7562
TRIDENT ISO®-PEGS, SMALL CHROME ▲	7595	7590
TRIDENT ISO®-PEGS, SMALL GLOSS BLACK ▲	7565	7560
TRIDENT ISO®-PEGS, LARGE CHROME ▲	7596	7591
TRIDENT ISO®-PEGS, LARGE GLOSS BLACK ▲	7566	7561
KINETIC™ FOOTPEGS CHROME ✿	4320	4316
KINETIC™ FOOTPEGS GLOSS BLACK ✿	4321	4317
KINETIC™ MINI BOARDS CHROME ✿	7611	7610
KINETIC™ MINI BOARDS GLOSS BLACK ✿	7613	7612
DUALY ISO® FOOTPEGS CHROME ▲	7963	8028
ISO® PEGS, SMALL CHROME ▲	7964	8000

FOOTPEGS, SHIFT PEGS & BRAKE PEDAL PADS PEGS & FOOT CONTROLS

FOOTPEGS FOR GOLD WING® (SEE STYLES BELOW)	WITHOUT ADAPTERS	WITH ADAPTERS
ISO® PEGS, LARGE CHROME ▲	7965	8002
ISO®-SWEEPWING CHROME ▲	4464	4463
ISO®-SWINGWING CHROME ✱	4467	4466
ISO®-SWITCHBLADE CHROME ▲	4446	4445
ZOMBIE™ PEGS CHROME ✱	4471	4470
MINI DAGGER PEGS CHROME ✱	7520	7521
WIDOW® PEGS CHROME ▲	4492	4491
STILLETTO™ PEGS CHROME ▲	4476	4475
PILOT™ PEGS CHROME ▲	4419	4425
FLAMIN' PEGS CHROME ▲	4417	4416
FLAMIN' SWITCHBLADE PEGS CHROME ▲	4412	4411

Note: Not for direct replacement of OEM stock driver or passenger peg locations

FOOTPEGS WITHOUT MALE MOUNT ADAPTERS

Fits: OEM Stock Footpeg mount location. Requires Model Specific Tapered or Splined Adapter (Sold Separately); Style of required adapter is indicated by icon shown with each footpeg

FOOTPEGS WITH MALE MOUNT ADAPTERS

Fits: Universal Fitment for All Kuryakyn Male Mount Footpeg Clevises.

For replacement or upgrade purposes for Ergo (pg 148), Ergo II (pg 147) or Ergo III (pg 146), or other Kuryakyn Cruise Peg Applications (pg 149).



DRIVER PEGS WITH ADAPTERS


Direct replacement for driver pegs. Required adapters included.

FOR GOLD WING®

4453 ISO®-Wing Mini Boards
Fits: '01-'18 GL1800 & '13-'16 F6B Models (pr)

7938 Dually ISO®-Pegs
Fits: '01-'18 GL1800 & '13-'16 F6B Models (pr)

7945 Dually ISO®-Pegs for GL1500
Fits: '97-'04 Valkyrie Models (except Rune), All GL1500 Models (pr)



FOR GOLD WING®

NEW

FEATURED BIKES

COLLECTIONS

FOR METRIC CRUISER

FOR GOLD WING

Lighting

Accessory Mounts

Handlebar Controls, Grips & Mirrors

Pegs & Foot Controls

Front End

Outer Fairing

Inner Fairing

Frame & Engine

Rear End

Backrests & Luggage Racks

Air Deflectors

Flags

LUGGAGE ORGANIZERS & STORAGE COVERS

INDEX

PEGS & FOOT CONTROLS MINI BOARDS



PREMIUM MINI BOARDS WITH COMFORT DROP MOUNTS

All the great benefits of a floorboard in a smaller more affordable package! The 3/4" drop-style mount, with interlocking splines, provides more legroom and slight angle adjustability for added comfort. Maintain stock-like ground clearance for optimum control (5-1/2" long x 4" wide).

FOR GOLD WING®

Fits: '01-'17 GL1800 & '13-'16 F6B Models, '14-'15 Valkyrie

4328 Chrome (pr)

7564 Gloss Black (pr)



KINETIC™ & PREMIUM MINI BOARDS

Great for driver or passenger, with premium EPDM rubber compound to reduce vibration! 5" long x 4" wide. Mount via splined adapters so the board can be positioned forward, back, or center at almost any angle. Also a great option for Driver Cruise Pegs!

FOR MULTI-FIT

WITH ADAPTERS


Fits: Universal Fitment for All Kuryakyn Highway Peg Mounts (does not fit OEM driver & passenger locations) For replacement or upgrade purposes for Ergo (pg 148), Ergo II (pg 147) or Ergo III (pg 146), or other Kuryakyn Cruise Peg Applications (pg 149).

7610 Kinetic Mini Boards, Chrome (pr)

7612 Kinetic Mini Boards, Gloss Black (pr)

4392 Premium Mini Boards, Chrome (pr)

7578 Premium Mini Boards, Gloss Black (pr)



WITHOUT ADAPTERS 🌸

Fits: OEM Stock Footpeg mount location. Requires Model Specific Splined Adapter Found On Page 554.


Style of required adapter is indicated by icon shown with each footpeg

7611 Kinetic Mini Boards, Chrome (pr)

7613 Kinetic Mini Boards, Gloss Black (pr)

4393 Premium Mini Boards, Chrome (pr)

7579 Premium Mini Boards, Gloss Black (pr)



Note: Ensure proper clearance before installation in driver position. Metric Models require Model Specific Adapters (sold separately). Typical Metric applications for foot pegs with Male Mount Adapters are cruise highway pegs.

FLOORBOARDS PEGS & FOOT CONTROLS



DRIVER FLOORBOARD KIT

U.S. Patents D528,476; D531,092 & 7,287,773, U.S. Patents D528,476; D531,092 & 7,287,773

Our Driver Floorboard Kit includes a built-in heel-toe shifter and a brake lever for the ultimate in comfort and convenience. Installs in minutes.

FOR GOLD WING®

Fits: All '01-'17 GL1800 & '13-'16 F6B Models

4038 Chrome (set)

7060 Gloss Black (kit)



TRANSFORMER™ FLOORBOARDS FOR PASSENGERS

A direct replacement for the stock passenger floorboards, the Transformer Boards bolt on in minutes. A folding footrest deploys to provide an alternate foot position 4-1/2" higher and 5-1/2" farther forward than the stock foot position.

FOR GOLD WING®

Fits: '01-'17 GL1800 & F6B Models

7006 Chrome (pr)

7061 Gloss Black (pr)



FOR GOLD WING®

NEW

FEATURED BIKES

COLLECTIONS

FOR METRIC CRUISER

FOR GOLD WING

Lighting

Accessory
Mounts

Handlebar
Controls, Grips
& Mirrors

Pegs & Foot
Controls

Front End

Outer Fairing

Inner Fairing

Frame & Engine

Rear End


Backrests &
Luggage Racks

Air Deflectors

Flags

LUGGAGE
ORGANIZERS &
STORAGE COVERS

INDEX

PEGS & FOOT CONTROLS FOOTPEGS, SHIFT PEGS & BRAKE PEDAL PADS

4065

HEEL BOSS FOR EASY BRAKING

Designed as a braking aid to make it easier to reach the rear brake pedal, the Heel Boss is ideal for those long days on the road. Simply bolt on for effortless rear brake control and an alternate heel position. Take control, be the boss with the new Kuryakyn Heel Boss.



4065

FOR GOLD WING®

Fits: All GL1800 & F6B Models

4065 Chrome (ea)

Note: Compatible with Kuryakyn Driver Floorboard Kit, P/N 4038 sold separately.



4077

TRIDENT WIDE BRAKE PEDAL WITH ARM

This ergonomic pedal is 1" wider than stock and features a brilliant chrome finish to coordinate with our other Trident line accessories. Direct replacement for the OEM brake pedal.



4077

FOR GOLD WING®

Fits: All '01-'17 GL1800 & '13-'16 F6B Models

4077 Chrome (ea)



4033



4033

BRAKE ARM WITH PEDAL

This replacement brake pedal is pure class. Smooth lines, deep chrome and black rubber ISO-Pads make this a beautiful addition to your Wing. If you are currently using other ISO components such as foot pegs, grips and passenger boards, this is a perfect complement and rounds out the set nicely.

FOR GOLD WING®

Fits: All '01-'17 GL1800 & '13-'16 F6B Models

4033 Chrome (ea)

4035 Replacement Pads (set)



8022

ISO® BRAKE PEDAL & COVERS

Installs directly over stock parts.



8022

FOR GOLD WING®

Fits: All '01-'17 GL1800 & '13-'16 F6B Models

8022 Pedal Cover, Chrome (ea)



4025

ISO®-BRAKE PEDAL PAD

Covers the raw, unfinished end of your brake pedal. Beautiful chrome with rubber inserts for a non-slip surface.

FOR GOLD WING®

Fits: '88-'00 Goldwing

4025 Chrome (ea)

8081 Replacement Pads (set)

FOOTPEGS, SHIFT PEGS & BRAKE PEDAL PEGS & FOOT CONTROLS

WIDE BRAKE PEDAL

FOR DRIVER FLOORBOARDS

A wider surface area that looks great, matches other accessories and is easily installed. Premium rubber provides traction where it's needed most!



4067



4067

FOR GOLD WING®

Fits: All '01-'17 GL1800, '13-'16 F6B & '14-'15 Valkyrie Models Equipped with Kuryakyn Driver Floorboard Kit, P/N 4038

4067 Chrome (ea)

HEEL-TOE SHIFTER

This simple kit installs in minutes and retains the stock footpegs.

FOR GOLD WING®

Fits: '01-'17 GL1800 & '13-'16 F6B Models

4039 Chrome (ea)

4048 Replacement Shift Fork Bushings (ea)

4449 Replacement Shifter Arm (Kit)



4039

Top Seller



4039

HEEL SHIFTER EXTENSION

FOR KURYAKYN HEEL-TOE SHIFTER KITS

It bolts directly to Kuryakyn heel-toe shifter and moves the heel shift peg back either 1" or 1-1/2".

FOR GOLD WING®


Fits: All '01-'17 GL1800 & '13-'16 F6B Models Equipped with Kuryakyn Driver Floorboard, P/N's 4038 & 7060 or Heel-Toe Shifter Kit, P/N 4039 Only

4066 Chrome (ea)

Note: Not for use with Passenger Cruise Pegs, P/N 7016



4066



4066

KICKSTAND EXTENSION


Infinitely adjustable, our Kickstand Extension can be installed on almost any motorcycle to provide improved access to the kickstand. When used with our Driver Floorboard Kit for GL1800 (P/N 4038), it allows the rider to deploy the kickstand without folding up the floorboard.

FOR GOLD WING®

Fits: All '01-'17 GL1800 Models (except F6B) with Stock OEM Kickstand or Stand-Rite Kickstand (P/N 7104)

7109 Chrome (ea)

Note: For best results use our Stand-Rite Kickstand (P/N 7104)



7109



7109


STAND-RITE KICKSTAND

We are pleased to be able to offer you a beautifully chromed stand that works perfectly with our state-of-the-art floorboards and shifter, as well as most other accessories you may desire.

FOR GOLD WING®

Fits: All '01-'17 GL1800 & '13-'16 F6B Models; '14-'15 Valkyrie

7104 Chrome (ea)



7104

FOR GOLD WING®

NEW

FEATURED BIKES

COLLECTIONS

FOR METRIC CRUISER

FOR GOLD WING

Lighting

Accessory Mounts

Handlebar Controls, Grips & Mirrors

Pegs & Foot Controls

Front End

Outer Fairing

Inner Fairing

Frame & Engine

Rear End

Backrests & Luggage Racks

Air Deflectors

Flags

LUGGAGE ORGANIZERS & STORAGE COVERS

INDEX

PEGS & FOOT CONTROLS HIGHWAY & CRUISE PEGS

MUST-HAVE

Top Seller



ERGO III CRUISE MOUNTS

U.S. Patents D718,671 & 9,352,795

Offering a full 1-1/2" of front-to-back adjustability and a rotational adjustable mounting hub, it is sure to accommodate any rider for an unmatched level of comfort. Featuring Automatic Lift Technology, the rider can push the peg lower to stretch out while cruising, then when not in use the arm automatically raises to maintain cornering clearance (or mount in fixed position if preferred).

FOR GOLD WING®

Fits: All '01-'17 GL1800 & '13-'16 F6B Models

4081 With Trident Dually ISO-Pegs, Chrome (set)

4082 With Premium Mini Boards, Chrome (set)

3990 With Trident Dually ISO-Peg, Gloss Black (set)

UPDATE KIT

4080 Ergo III Adjustable Cruise Mount & Clevis
Fits: Ergo & Ergo II Cruise Pegs (set)

Note: Update existing Kuryakyn Ergo II Cruise Pegs to Ergo III. For peg applications only.

HIGHWAY & CRUISE PEGS PEGS & FOOT CONTROLS



Wide range of motion for the ultimate in adjustability

4056



Range of motion

4056



4074


Built-in heel rest



4078



4058



4056



3995

ERGO II CRUISE MOUNTS

U.S. Patents D506,707 & 6,893,038

Each mount is easily installed and locates the swingarm mounting point high and tight for excellent cornering clearance. Sturdy two-piece clamp assembly comes with either the 6" long arm or Mini Arm. Simply select the length that suits your needs. Each arm comes with various footrest options while providing a wide range of adjustability.

FOR GOLD WING®

WITH 6" ARMS (FOR SHORTER RIDERS)

Fits: '01-'17 GL1800 & '13-'16 F6B Models

- 4064 With Switchblade Pegs, Chrome (pr)
- 4059 With Cruise Boards, Chrome (set)
- 4058 With L.E.D. Cruise Boards, Chrome (set)
- 4057 With ISO-Wings, Chrome (set)
- 4056 With Dually ISO-Pegs, Chrome (set)
- 4078 With Premium Mini Boards, Chrome (set)

WITH MINI ARMS (FOR TALLER RIDERS)

Fits: '01-'17 GL1800 & '13-'16 F6B Models

- 3995 With Trident Dually ISO-Pegs, Gloss Black (set)
- 4073 With Dually ISO-Pegs, Chrome (pr)
- 4074 With Switchblade Pegs, Chrome (pr)
- 4076 With Premium Mini Boards, Chrome (set)

FOR GOLD WING®

NEW

FEATURED BIKES

COLLECTIONS

FOR METRIC CRUISER

FOR GOLD WING

Lighting

Accessory Mounts

Handlebar Controls, Grips & Mirrors

Pegs & Foot Controls

Front End

Outer Fairing

Inner Fairing

Frame & Engine

Rear End

Backrests & Luggage Racks

Air Deflectors

Flags

LUGGAGE ORGANIZERS & STORAGE COVERS

INDEX

PEGS & FOOT CONTROLS HIGHWAY & CRUISE PEGS



4052

ERGO CRUISE PEG MOUNTS

The articulated mounting bracket is made of highly polished stainless steel for extreme strength, great looks and simple installation. The 6" long chrome swingarm has an ingenious locking mechanism and is canted at a 6° angle, which angles the pegs just the right amount for ideal comfort.

FOR GOLD WING®

Fits: '98-'00 GL1500 Models

- 4041 With Cruise Boards, Chrome (pr)
- 4040 With L.E.D. Cruise Boards, Chrome (set)
- 4052 With ISO-Wings, Chrome (pr)
- 4050 With Dually ISO-Pegs, Chrome (pr)

Note: To change existing Ergo's with Floorboards to Pegs we suggest P/N 8061 and Pegs. To move pegs outward choose 7/8" Longer Clevis (P/N 4075).


ERGO TO ERGO II UPDATE

For riders wishing to update their original Ergo Pegs to the Ergo II type clamp. Retains existing arm and footrest.


FOR GOLD WING®

Fits: '01-'17 GL1800 Models


- 4063 Chrome (pr)




4040



4041



4050



4052



4063

PEG MOUNTS & MOUNTING CLEVISES FOR ERGO & ERGO II CRUISE PEGS

Tailor your footpeg placement exactly where you want.

FOR GOLD WING®

Fits: Kuryakyn Ergo & Ergo II Cruise Mounts

- 4061 Long Ergo Arm, 6", Chrome (pr)
- 4060 Short Ergo Arm, 4-1/2", Chrome (pr)

Fits: Kuryakyn Ergo II Cruise Mounts (except P/N's 4058 & 4059 Cruise Boards)

- 4071 Mini Arms for Ergo II, Chrome (pr)

Fits: Replacement Clevis for Ergo or Ergo II Cruise Pegs

- 8061 Short Magnum Peg Mounts with 1/2"-13 Mounting Bolts, Chrome (pr)

Note: Allows update from pegs to floorboards.

HIGHWAY & CRUISE PEGS PEGS & FOOT CONTROLS

LONGHORN OFFSET HIGHWAY PEGS

The all-in-one answer for long-haul comfort. We combined our most popular highway peg components into one product that's attractive, adjustable and easy to install.

FOR MULTI-FIT

Fits: 1" Engine Guards or Tubing

WITH DUALY ISO® PEGS

7980 Dually ISO-Pegs, Chrome (pr)

MOUNTS ONLY

7985 With 1" Magnum Quick Clamps, Chrome (set)



RIGHT ANGLE CRUISE MOUNTS & PEGS


Allows you to position the peg horizontally regardless of the orientation of the engine guard or frame tube. Typical for mounting on front down tubes or engine guards.

FOR MULTI-FIT

Fits: 1" Engine Guard or Tubing

4509 Long Mounts - Dually ISO-Pegs, Chrome (pr)

4507 Long Mounts - Small ISO-Pegs, Chrome (pr)



OFFSET HIGHWAY PEGS

The clamp can be positioned forward or back, and the arm offers full 360-degree rotation for tall, short, or in-between riders! If your engine guard is angled in such a way that the peg will not be level once installed, find our Right Angle Mounts or Male Adapters with Adjustable Stop.

FOR MULTI-FIT

Fits: 1" Engine Guards or Tubing

4438 Pilot Pegs for 1" Diameter Tubing, Chrome (pr)

7976 Dually ISO-Pegs for 1" Diameter Tubing, Chrome (pr)



ENGINE GUARD OR FRAME MOUNT FOOTPEGS

U.S. Patents D506,707 & 6,893,038

With the Magnum Quick Clamp, install on any round tubing. Keep in mind that the footpeg itself will end up perpendicular to the bar to which it is mounted.

FOR MULTI-FIT

Fits: 1" Engine Guards or Tubing

4510 Dually ISO-Pegs for 1" Diameter Tubing, Chrome (pr)

8031 Large ISO-Pegs for 1" Diameter Tubing, Chrome (pr)

8030 Small ISO-Pegs for 1" Diameter Tubing, Chrome (pr)

Note: If your engine guard is angled in such a way so that the peg will not be level once installed, see our Right Angle Mounts or P/N 8008A.



PASSENGER CRUISE PEGS

These sleek yet durable mounts are just the ticket for creating an oasis of passenger comfort. Bolting directly to the passenger peg mounts, these cleverly designed cruise pegs pivot out of the way when not in use, ensuring no interference with the driver's legs.

FOR GOLD WING®

Fits: '01-'17 GL1800 Models (except F6B) & GL1500 Aspencade Only

7016 Chrome (pr)

Note: Works with OEM or Transformer Passenger Floorboards. Does not fit GL1500 SE.



FOR GOLD WING®

NEW

FEATURED BIKES

COLLECTIONS

FOR METRIC CRUISER

FOR GOLD WING

Lighting

Accessory
Mounts

Handlebar
Controls, Grips
& Mirrors

Pegs & Foot
Controls

Front End

Outer Fairing

Inner Fairing

Frame & Engine

Rear End

Backrests &
Luggage Racks

Air Deflectors

Flags

LUGGAGE
ORGANIZERS &
STORAGE COVERS

INDEX

COVERS, TRIMS & ACCENTS FRONT END



FRONT FENDER TIP

Guard against dings while adding a touch of class to your front fender. Simple installation with high-strength adhesive.

FOR GOLD WING®

Fits: '01-'17 GL1800 & '13-'16 F6B Models

7321 Chrome (set)




SHARK TOOTH FENDER ACCENTS

Fill in the gaping holes on your front tender with the stylish Shark Tooth Fender Accents.

FOR GOLD WING®

Fits: '01-'17 GL1800 & '13-'16 F6B Models

7320 Chrome (pr)



AERO HEAD MARKER LIGHTS

Simple plug-&-play installation using high-strength adhesive allows for use on either Honda or Kuryakyn Rotor Covers.

FOR GOLD WING®

Fits: '01-'17 GL1800 & '13-'16 F6B Models

7458 Chrome (pr)

Note: '06-'17 GL1800 Models require P/N 7300 & F6B Models require P/N 7301 for plug-&-play installation.

FRONT END COVERS, TRIMS & ACCENTS

Transform your front wheel!

ROTOR COVERS FOR GL1800

Transform the lower front end of your Goldwing by concealing the visible brake rotor and caliper. Easy to install or remove for required maintenance, and also accept Kuryakyn L.E.D. Ring of Fire™ for increased visibility at night.


FOR GOLD WING®

Fits: '01-'17 GL1800 & '13-'16 F6B Models (except Airbag Models)

7450 Chrome (pr)

NEW 7460 Gloss Black (pr)

Note: Accepts L.E.D. Ring of Fire™



FRONT WHEEL L.E.D. RING OF FIRE™

Brilliant, weather resistant amber L.E.D.'s punctuate the slots in the trim ring while another inboard set of L.E.D.'s reflect on the front wheel, setting it ablaze with your choice of colors. Sold as sets or individual components.

FOR GOLD WING®

Fits: '01-'17 GL1800 & '13-'16 F6B Models (except Airbag Models)

7393 Red & Blue Shining Inward, Chrome (pr)

7390 Amber Shining Inward, Chrome (pr)



LIGHTED FORK TOWER ACCENTS WITH INTEGRATED TURN SIGNALS

The three spear towers are filled with L.E.D. running lights with the top spear doubling as a turn signal. Plug-&-play installation.

FOR GOLD WING®

Fits: '01-'17 GL1800 & '13-'16 F6B Models (except Airbag Models)

7445 Chrome (pr)

Note: '06-'17 GL1800 Models require P/N 7300 & F6B Models require P/N 7301 for plug-&-play installation.



L.E.D. FRONT REFLECTOR CONVERSION

Replace the ho-hum amber reflectors on your lower forks with an array of amber L.E.D.'s! Plug-&-play installation.

FOR GOLD WING®

Fits: '01-'17 GL1800 & '13-'16 F6B Models

7455 Chrome (pr)

7448 Gloss Black (pr)

Note: '06-'17 GL1800 Models require P/N 7300 for plug-&-play installation. F6B Models require P/N 7301 for plug-&-play installation.



FOR GOLD WING®

NEW

FEATURED BIKES

COLLECTIONS

FOR METRIC CRUISER

FOR GOLD WING

Lighting

Accessory Mounts

Handlebar Controls, Grips & Mirrors

Pegs & Foot Controls

Front End

Outer Fairing

Inner Fairing

Frame & Engine

Rear End

Backrests & Luggage Racks

Air Deflectors

Flags

LUGGAGE ORGANIZERS & STORAGE COVERS

INDEX

COVERS, TRIMS & ACCENTS FRONT END



7332



7332

FRONT FENDER ORNAMENTS

Measures 1-1/4" wide x 8" long, with simple installation using high-strength adhesive.


FOR GOLD WING®

Fits: All '01-'17 GL1800 & '13-'16 F6B Models

7332 Chrome (ea)



7340



7333

DECO EAGLE FRONT FENDER ORNAMENT

Let your style soar with this lightweight, chrome-plated ABS accent.

FOR GOLD WING®

Fits: All '01-'17 GL1800 & '13-'16 F6B Models

7333 Chrome (ea)



7354



7354

TRICEPTOR FENDER ACCENT

Quickly cover unsightly chips. Simple installation using high-strength 3M® VHB™.

FOR GOLD WING®

Fits: '01-'17 GL1800 & '13-'16 F6B Models

7340 Chrome (ea)

Note: Does not fit fenders with flat center width


FRONT FENDER EXTENSION FOR GL1800

Keep water & dirt down on the road where it belongs with this functional chrome accessory. Chrome plated ABS construction extends fender just over three inches.


FOR GOLD WING®

Fits: All '01-'17 GL1800 & '13-'16 F6B Models

7354 Without Mud Flap, Chrome (ea)



7352



7352

FRONT FENDER EXTENSION WITH MUD FLAP FOR GL1800

Tame the road spray and look good doing it. The stylish chrome extension incorporates a black rubber mud flap and extends the fender by four inches.


FOR GOLD WING®

Fits: All '01-'17 GL1800 & '13-'16 F6B Models

7352 With Mud Flap, Chrome (ea)



3699



3699


LAZER™ SPOKE ACCENTS FOR GL1500

Intensify flashes of sunlight or reflect rays of color from your Ring of Fire with these great accents.

FOR GOLD WING®

Fits: All '88-'00 GL1500 Models

3699 Chrome (set)



FORK BRACE GEN 2

U.S. Patent D652,355

A firm, rigid design maintains adjust-ability for that perfect fit without pre-loading the forks. Built-in dust covers and a wider base.

FOR GOLD WING®

Fits: All '01-'17 GL1800 & '13-'16 F6B Models (except Airbag Models)

7339 Chrome (set)

7349 Gloss Black (set)

LOWER COWL COVERS

These covers work with or without lower fog lights. Installs in minutes.

FOR GOLD WING®

Fits: '01-'10 GL1800 Models

3906 Chrome (pr)

TIMING CHAIN COVER SET

U.S. Patent D525,268

Chrome your entire timing chain cover in minutes. Easy installation using high-strength adhesive.

FOR GOLD WING®

Fits: All '01-'17 GL1800 & '13-'16 F6B Models, '14-'15 Valkyrie

3909 Chrome (set)

WOLO HORN FOR GL1800 MODELS


Be heard when needed. These 115-decibel direct-replacement horns include a wiring relay harness for plug-&-play installation.

FOR GOLD WING®

Fits: All '01-'17 GL1800 & '13-'16 F6B Models

7734 Chrome (pr)

Note: Direct replacement with plug-&-play wiring harness.



NEW

FEATURED BIKES

COLLECTIONS

FOR METRIC CRUISER

FOR GOLD WING

Lighting

Accessory Mounts

Handlebar Controls, Grips & Mirrors

Pegs & Foot Controls

Front End

Outer Fairing

Inner Fairing

Frame & Engine

Rear End

Backrests & Luggage Racks

Air Deflectors

Flags

LUGGAGE ORGANIZERS & STORAGE COVERS

INDEX

COVERS, TRIMS & ACCENTS OUTER FAIRING



3930



L.E.D. MIRROR TURN SIGNAL ACCENT

A wraparound turn signal effect offers increased visibility from the front and sides. Durable ABS housings encase stunning reflective chrome polycarbonate lenses with ultra-bright amber L.E.D.'s for additional run-turn lighting.

FOR GOLD WING®

Fits: '06-'17 GL1800 Models (except F6B)

3931



3930 Chrome (pr)

3931 Gloss Black (pr)

Note: Requires P/N 7300 for Plug-&-Play installation.

WINDSHIELD TRIM WITH TURN SIGNAL ACCENTS

Get a clean transition from the windshield to the fairing with a higher degree of visibility!

FOR GOLD WING®

Fits: '01-'17 GL1800 & '13-'16 F6B Models

1367



1367 Chrome (ea)

Note: '06-'17 Models require P/N 7300 for plug-&-play installation. '13-'16 F6B Models require P/N 7301 for plug-&-play installation.


HEADLIGHT OUTER TRIM WITH TURN SIGNAL ACCENTS

Additional run-turn functionality with simple installation.

FOR GOLD WING®

Fits: '06-'17 GL1800 & '13-'16 F6B Models

7364



7364 Chrome (pr)

Note: '06-'17 Models require P/N 7300 for plug-&-play installation. '13-'16 F6B Models require P/N 7301 for plug-&-play installation.

7362



EYEBROW ACCENTS FOR UPPER FAIRING SCOOP

This unique accent adds just the right amount of styling without going overboard.

FOR GOLD WING®

Fits: '12-'17 GL1800 & '13-'16 F6B Models

7362 Chrome (ea)

7300



ADAPTER PLUG FOR FRONT TURN SIGNAL ACCENTS

Required for any Kuryakyn plug-&-play front turn signal accent.

FOR GOLD WING®

Fits: '06-'17 GL1800 Models (except F6B)

7300 Front Adapter Plug for GL1800 Models (pr)

Fits: All '13-'16 F6B

7301 Front Adapter Plug for F6B Models (pr)

Note: Provides Plug-&-Play Installation for 2 Kuryakyn front accessories. (Add P/N 7302 Multi Plug-&-Play Harness for installation of additional front end accessories)

OUTER FAIRING COVERS, TRIMS & ACCENTS

FOR GOLD WING®



FAIRING INTAKE SCOOPS

Easy to install with high-strength adhesive and available with or without L.E.D. lighting.

FOR GOLD WING®

Fits: '12-'17 GL1800 Models (except F6B)

3903 L.E.D. Fairing Intake Scoops, Chrome (pr)

3904 Fairing Intake Scoops, Chrome (pr)



GRILL

U.S. Patent D596,995

Add some visual horsepower!

Available with or without L.E.D. lighting.



7328

FOR GOLD WING®

Fits: '01-'17 GL1800 & '13-'16 F6B Models

7327 Unlit, Chrome (ea)

7328 Amber L.E.D., Chrome (ea)




FALCON FAIRING EMBLEM COVER

Designed to go over the stock emblem, this chrome accent is a real head turner that takes just minutes to install with high-strength adhesive.

FOR GOLD WING®

Fits: '12-'17 GL1800 Models (except F6B)

7363 Chrome (pr)



7363



7363


FAIRING FINS

Chrome the side vent area on your late model Gold Wing. Installation is quick and simple with no need for tools.

FOR GOLD WING®

Fits: '12-'17 GL1800 Models (except F6B)

7360 Chrome (pr)



7360



7360

NEW

FEATURED BIKES

COLLECTIONS

FOR METRIC CRUISER

FOR GOLD WING

Lighting

Accessory Mounts

Handlebar Controls, Grips & Mirrors

Pegs & Foot Controls

Front End

Outer Fairing

Inner Fairing

Frame & Engine

Rear End

Backrests & Luggage Racks

Air Deflectors

Flags

LUGGAGE ORGANIZERS & STORAGE COVERS

INDEX

COVERS, TRIMS & ACCENTS OUTER FAIRING



7322



7323



FAIRING SCOOP TRIM

U.S. Patents D575,200 & D582,818

Add some sophistication and class with this easily installed scoop trim.

FOR GOLD WING®

Fits: '01-'10 GL1800 Models

7322 Chrome (ea)

3990



3900



EYEBROWS™

U.S. Patent D575,199

Adding some elegance to your fairing couldn't be easier. Peel-&-stick installation.

FOR GOLD WING®

Fits: '01-'10 GL1800 Models

7323 Chrome (pr)

7337



Top Seller

7337



BEAR CLAW MIRROR ACCENT

Wrap the top of your mirror with this daring chrome accent that easily installs with high-strength adhesive.

FOR GOLD WING®

Fits: '01-'17 GL1800 Models (except F6B)

7324 Chrome (pr)

FAIRING SPEARS WITH TURN SIGNAL ACCENTS

Lenses are chrome when off & hide an array of amber L.E.D.'s functioning as running lights and turn signal accents. Simple install with high-strength adhesive and plug-&-play wiring.

FOR GOLD WING®

Fits: All '01-'10 GL1800 Models

7337 Chrome (pr)

Note: '06-'10 GL1800 requires P/N 7300 for plug-&-play installation

FAIRING INTAKE VENT INSERTS

Transform the plain-jane "black hole" fairing air intake vents. Just clean the inlet surface and install with high-strength adhesive.

FOR GOLD WING®

Fits: '01-'10 GL1800 Models

3900 Chrome (pr)

OUTER FAIRING COVERS, TRIMS & ACCENTS

Coordinating frame & engine covers - pg 161



SHARK GILLS & RADIATOR VENT TRIM

Instantly give the fairing exit vent an aggressive, high-speed appearance. Available individually or as a complete kit, with simple installation using high-strength VHB adhesive.

FOR GOLD WING®

Fits: '01-'10 GL1800 Models

7314 Shark Gills Fairing Accents, Chrome (pr)
U.S. Patent D521,417

7318 Fairing Radiator Vent Trim, Chrome (set)
U.S. Patent D629,722

7319 Premier Shark Gills with Radiator Vent Trim, Chrome (set)
U.S. Patents D521,417 & D629,722



SHARK SKIN RADIATOR GRATE

Dress up those boring stock plastic grates.

FOR GOLD WING®

Fits: '06-'10 GL800 Models

7329 Chrome (pr)



OUTER FAIRING COMFORT ACCENTS

These wonders hug tight to the sharp fairing edge with easy installation using high-strength adhesive.

FOR GOLD WING®

Fits: '01-'10 GL1800 Models

7334 Chrome (pr)



FAIRING SIDE MOLDING TRIM

FOR GL1500

This one piece Fairing Side Molding Trim really adds sparkle to the GL1500 fairing. Gently radiused edges and angles create a flowing appearance that complements the lines of the fairing. For the ultimate effect, use these in combination with our Fairing Exit Grills.

FOR GOLD WING®

Fits: All '88-'00 GL1500 Models

7311 Chrome (pr)



FAIRING EXIT GRILL COVERS


FOR '98-'00 GL1500

Transform that dark void into a gleaming, aggressively styled chrome accent.

FOR GOLD WING®

Fits: '98-'00 GL1500 Models

3618 Chrome (pr)



Note: No need to disassemble fairing for installation.

FOR GOLD WING®

NEW

FEATURED BIKES

COLLECTIONS

FOR METRIC CRUISER

FOR GOLD WING

Lighting

Accessory Mounts

Handlebar Controls, Grips & Mirrors

Pegs & Foot Controls

Front End

Outer Fairing

Inner Fairing

Frame & Engine

Rear End

Backrests & Luggage Racks

Air Deflectors

Flags

LUGGAGE ORGANIZERS & STORAGE COVERS

INDEX

COVERS, TRIMS & ACCENTS INNER FAIRING



HANDLEBAR TOP COVERS U.S. Patent D646,207
Cover those ground-casting edges and show off your two-wheeled masterpiece.

FOR GOLD WING®

Fits: All '01-'17 GL1800 & '13-'16 F6B Models

3747 Chrome (pr)

GLOVE BOX ACCENTS

This three dimensional trim adds the illusion of speed. Chrome-plated ABS with easy installation.

FOR GOLD WING®

Fits: '01-'10 GL1800 Models (except Airbag Models)

3736 Chrome (pr)

FRONT & REAR SPEAKER TRIM

This perfectly sized accent adds much needed chrome to your dash with minimal effort.



FOR GOLD WING®

Fits: '06-'17 GL1800 & '13-'16 F6B Models

3739 Front, Chrome (pr)

Fits: '06-'17 GL1800 Models (except F6B)

3732 Rear, Chrome (pr)



MIRROR LIGHT KIT


Features L.E.D. lighted accents which have both running lights as well as accent blinkers. Slim design doesn't interfere with the viewable mirror surface.

FOR GOLD WING®

Fits: '01-'17 GL1800 Models (except F6B)

7513 L.E.D. Mirror Lights (pr)

Note: Mirror lights require hard-wire installation when installed without additional Kuryakyn front turn signal accent lighting.



TANK TRIM WITH KNEE PADS U.S. Patent D638,757

This is the perfect addition to protect new paint or cover up existing battle scars.

FOR GOLD WING®

Fits: '01-'10 GL1800 Models (except Airbag Models)

3916 Chrome (pr)




GAS TANK DOOR TRIM

Pairs perfectly with our Glove Box Accents.

FOR GOLD WING®

Fits: '01-'10 GL1800 Models

3738 Chrome (ea)



MASTER CYLINDER COVERS

FOR GOLD WING®

Fits: '88-'00 GL1500, '01-'17 GL1800 & '13-'16 F6B Models

7800 Chrome (pr)

INNER FAIRING COVERS, TRIMS & ACCENTS

FOR GOLD WING®



DASH TOP TRIM

Styled to evoke the look of a classic 50's luxury car. Installation is a breeze with high-strength adhesive.

FOR GOLD WING®

Fits: '06-'17 GL1800 & '13-'16 F6B Models

3737 Chrome (ea)

3737



3737



L.E.D. SPEAKER GRILLS FOR GL1800 & F6B

Direct replacements for the speaker grill and housings, these L.E.D. Speaker Grills feature stainless steel mesh and state-of-the-art blue illumination. Plug-&-play wiring.

FOR GOLD WING®


Fits: '06-'17 GL1800 Gold Wing & '13-'16 F6B Models

3920 Chrome (pr)

3920



3920



GLOVE BOX CUBBY

Convenience at your fingertips! No more fumbling for what you need, it's all in this stylish cubby!

FOR GOLD WING®

Fits: All '12-'17 GL1800 Models (except Airbag Models) & '13-'16 F6B Models

1669 Chrome (ea)

1668 Gloss Black (ea)

1669



Top Seller

1668



Note: Re-sealable containers or bottles are suggested when utilizing cubby drink holder.

TANK TRIM WITH KNEE PADS

Traditional retro functionality with new model styling provides function and comfort with easy peel-&-stick installation.

FOR GOLD WING®

Fits: All '12-'17 GL1800 & '13-'16 F6B Models

3917 Tank Trim with Knee Pads, Chrome (pr)

3917



NEW

FEATURED BIKES

COLLECTIONS

FOR METRIC CRUISER

FOR GOLD WING

Lighting

Accessory Mounts

Handlebar Controls, Grips & Mirrors

Pegs & Foot Controls

Front End

Outer Fairing

Inner Fairing

Frame & Engine

Rear End

Backrests & Luggage Racks

Air Deflectors

Flags

LUGGAGE ORGANIZERS & STORAGE COVERS

INDEX

COVERS, TRIMS & ACCENTS FRAME & ENGINE



LIGHTNING VALVE COVERS U.S. Patent D522,930
Create a sleek, uniform look without compromising the integrity of the stock valve covers. A two-sided adhesive pad designed specifically for high temperatures holds these covers on, and they fit snugly right on top of the stock valve covers.

FOR GOLD WING®

Fits: All '01-'17 GL1800 & '13-'16 F6B Models

3901 Chrome (set)



LOUVERED CHROME TRANSMISSION COVER

A convenient dip stick access allows you to easily check your oil level without removing the cover.

FOR GOLD WING®

Fits: All '01-'17 GL1800 & '13-'16 F6B Models

7366 Chrome (pr)



BOOMERANG FRAME COVERS WITH SCUFF PROTECTOR

Featuring carefully designed and perfectly placed rubber scuff protectors in the crucial areas. Our covers are easily installed with simple hand tools for an instant upgrade.

FOR GOLD WING®

Fits: '01-'17 GL1800 & '13-'16 F6B Models

3911 Chrome (pr)



LOUVERED CHROME BATTERY BOX COVERS

U.S. Patent D596,538
Simply bolt in place and instantly add a brilliant shine.

FOR GOLD WING®

Fits: '12-'17 GL1800 & '13-'16 F6B Models

7368 Chrome (pr)

Fits: '01-'10 GL1800 Models

3913 Chrome (pr)

Fits: All '01-'10 GL1800 Trikes from Champion, DFT & The Trike Shop (Road Smith)

3914 Chrome (pr)



PIVOT COVER

Easy-on, easy-off for service.

FOR GOLD WING®

Fits: '01-'17 GL1800 & '13-'16 F6B Models

7881 Chrome (pr)

Note: Not suggested for installation with Boomerang Frame Covers.

FRAME & ENGINE COVERS, TRIMS & ACCENTS

FAIRING LIGHT III FOR GOLD WING

Featuring a sleek design and additional run-turn L.E.D. lighting for the fairing above the valve covers. Housings are made from durable injection-molded ABS with premium chrome plating, lenses are made from polycarbonate with a stylish reflective smoke finish. Installation is plug-&-play.

FOR GOLD WING®

Fits: '12-'17 GL1800 Models


3250 Chrome (pr)

Note: Requires P/N 7300 for Plug-&-Play installation.



3250

7316



FAIRING LIGHT II & MIRROR LIGHT KIT

Fairing Light II features L.E.D. lighted accents which have both running lights as well as accent blinkers. See Mirror Light features on pg 158.

FOR GOLD WING®

Fits: '01-'10 GL1800 Models

7316 Chrome (pr)



3250



7316

PASSENGER FLOORBOARD SIDE COVERS

Perfect compliment to our Boomerang Frame Covers.

FOR GOLD WING®

Fits: '01-'17 GL1800 & '13-'16 F6B Models

7506 Chrome (pr)



7506



7506

PASSENGER FLOORBOARD COVERS

Uses stock fasteners for quick installation. Chrome-plated.

FOR GOLD WING®

Fits: '01-'17 GL1800 Models (except F6B)

7015 Chrome (pr)



7015

DRIVER PEG MOUNTS

A great-looking replacement for the stock painted footpeg mounts. Our chrome units look awesome with our pegs and Boomerang Frame Covers.

FOR GOLD WING®

Fits: '01-'17 GL1800 & '13-'16 F6B Models

4544 Chrome (pr)



4544



4544

FOR GOLD WING®

NEW

FEATURED BIKES

COLLECTIONS

FOR METRIC CRUISER

FOR GOLD WING

Lighting

Accessory
Mounts

Handlebar
Controls, Grips
& Mirrors

Pegs & Foot
Controls

Front End

Outer Fairing

Inner Fairing

Frame & Engine

Rear End

Backrests &
Luggage Racks

Air Deflectors

Flags

LUGGAGE
ORGANIZERS &
STORAGE COVERS

INDEX

COVERS, TRIMS & ACCENTS REAR END



L.E.D. SADDLEBAG ACCENT SWOOPS

Conforming to the lines of the stock saddlebags, these accents bridge the gap between the textured black and painted bodywork. Features super bright L.E.D.'s operating as running lights and turn signals. Plug-&-play wiring installation.

FOR GOLD WING®


Fits: '12-'17 GL1800 & '13-'16 F6B Models

3232 Chrome (pr)

3249 Gloss Black (pr)

Note: Requires drilling holes for installation. '12-'17 GL1800 Models require P/N 3230 for plug-&-play installation. '13-'16 F6B Models require P/N 3234 for plug-&-play installation.

3232



3249



SADDLEBAG HARPOON ACCENTS

These streamlined chrome accents work with the contours of the saddlebags on your Gold Wing to create a flowing and swept body line.

FOR GOLD WING®

Fits: All '12-'17 GL1800 Gold Wing and '13-'16 F6B Models

3260 Chrome (pr)

3260



3260



FRONT SADDLEBAG KICK PROTECTORS

Protect your bags in style with these easy-to-install Scuff Protectors.

FOR GOLD WING®

Fits: All '12-'17 GL1800 & F6B Models

3919 Front Saddlebag Kick Protectors, Chrome (pr)

3919



3919



Note: Not for use on Gold Wing Trikes

REAR END COVERS, TRIMS & ACCENTS

3918



SADDLEBAG SCUFF PROTECTORS

Not only do these offer protection, but they also offer great contrast with black rubber inlaid in shiny chrome.

FOR GOLD WING®

Fits: '01-'10 GL1800 Models

3918 Chrome (pr)

Note: Not for use with Kuryakyn Saddlebag Side Emblems P/N 3214 or other products that attach at the front saddlebagside body line.



3918

SADDLEBAG SIDE EMBLEMS

U.S. Patent D595,617
Create an illusion of depth, forward motion and elegance by adding some eye candy to your plain Jane saddlebags.

FOR GOLD WING®

Fits: All '01-'17 GL1800 Models (except F6B)

3214 Chrome (pr)

3214



3214



LIGHTED SADDLEBAG MOLDING

U.S. Patents D488,105 & D491,493, U.S. Patents D477,551
L.E.D. technology is eye catching while generating very little heat and minimum power draw. Provides both run & brake functions.

FOR GOLD WING®

Fits: '01-'10 GL1800 Models

3202 Red Lens, Chrome (ea)

3222 Chrome Lens, Chrome (ea)



3202

RUN

SADDLEBAG TAILLIGHT ACCENTS

These chrome accents divide the clear and red section of your GL1800 saddlebag taillight. Simple installation with high-strength adhesive.

FOR GOLD WING®

Fits: '06-'10 GL1800 Models

3209 Chrome (set)

3209



3209



7395



REAR WHEEL RING OF FIRE™

Light the rest of your GoldWing with the Rear Wheel Ring of Fire. With Red/Red lighting, let the light shine.

FOR GOLD WING®

Fits: All '01-'17 GL1800 & '13-'16 F6B Models

7395 Red/Red, Chrome (kit)



7395

FOR GOLD WING®

NEW

FEATURED BIKES

COLLECTIONS

FOR METRIC CRUISER

FOR GOLD WING

Lighting

Accessory
Mounts

Handlebar
Controls, Grips
& Mirrors

Pegs & Foot
Controls

Front End

Outer Fairing

Inner Fairing

Frame & Engine

Rear End

Backrests &
Luggage Racks

Air Deflectors

Flags

LUGGAGE
ORGANIZERS &
STORAGE COVERS

INDEX

COVERS, TRIMS & ACCENTS REAR END




3239 LOW PROFILE SPOILER WITH L.E.D. RUN-TURN-BRAKE LIGHT
 This entire bar lights up as running & brake light and the outer 1/3's function as turn signals. Plug-&-play wiring with included drilling templates makes for an easy install.

FOR GOLD WING®

Fits: All '01-'17 GL1800 Models (except F6B)

3239 Chrome (ea)

Note: '12-'17 Models require P/N 3230 for plug-&-play installation. Does not accept Spoiler End Trim

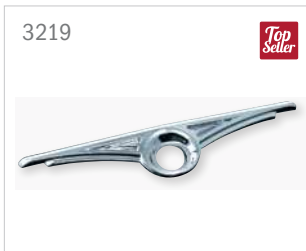


3215 L.E.D. LIGHTED TRUNK LID HANDLE
 Add a handle to the tour trunk while positioning an L.E.D. brake light up higher for added visibility. Plug-&-play installation.

FOR GOLD WING®

Fits: '01-'17 GL1800 Models (except F6B)

3215 Chrome (ea)




3219 TRUNK KEY HOLE TRIM U.S. Patent D658,550
 With a touch of pin striping in the chrome and even covering inside the lock depression, this piece adds a touch of classic styling.

FOR GOLD WING®

Fits: All '01-'17 GL1800 Models (except F6B)

3219 Chrome (ea)



3240 L.E.D. PASSENGER ARMREST TRIM WITH TURN SIGNAL ACCENTS
 Run and turn functions via easy plug-&-play installation without modification.

FOR GOLD WING®


Fits: '06-'17 GL1800 Models (except F6B)

3240 Chrome (pr)

Note: '06-'10 Models require P/N 3241 for plug-&-play installation. '12-'17 Models require P/N 3230 for plug-&-play installation.

Fits: '01-'05 GL1800 Models

3242 Chrome (pr)



3233 TRUNK ACCENT SWOOP WITH L.E.D. LIGHTS
 Enhance rear/side visibility while customizing your trunk with these great looking lighted accents. Plug-&-play installation using high-strength adhesive.

FOR GOLD WING®

Fits: '06-'17 GL1800 Models (except F6B)

3233 Chrome (pr)

Note: '06-'10 Models require P/N 3241 for plug-&-play installation. '12-'17 Models require P/N 3230 for plug-&-play installation.

REAR END COVERS, TRIMS & ACCENTS

FOR GOLD WING®



TRUNK TAILLIGHT VISORS

Engineered as a lightweight, easy-to-install accent that's made to last.

FOR GOLD WING®

Fits: '01-'05 & '12-'17 GL1800 Models (Except F6B)

3235 Chrome (pr)

Fits: '06-'10 GL1800 Models

3229 Chrome (pr)

3235



NEW

FEATURED BIKES

COLLECTIONS

FOR METRIC CRUISER

FOR GOLD WING

TRUNK LID ACCENTS

Just the right size to add a subtle yet noticeable splash of chrome to your trunk lid.

FOR GOLD WING®

Fits: '01-'17 GL1800 Models (except F6B)

3220 Chrome (pr)

3220



Lighting

Accessory
Mounts

TRUNK TAILLIGHT ACCENTS

Stylish chrome accents add that perfect sparkle to your trunk brake lights.

FOR GOLD WING®

Fits: '01-'17 GL1800 Models (except F6B)

3208 Chrome (pr)

3208



Handlebar
Controls, Grips
& Mirrors

Pegs & Foot
Controls

LIGHTED TRUNK MOLDING

U.S. Patents D488,105 & D491,493, U.S. Patents D477,551 & D488,105
L.E.D. technology is eye catching while generating very little heat and minimum power draw.

FOR GOLD WING®

Fits: '01-'10 GL1800 Models

3201 Red Lens, Chrome (set)

3221 Chrome Lens, Chrome (set)

3201




Front End

Outer Fairing

Inner Fairing

Frame & Engine

3227



Rear End

Backrests &
Luggage Racks

Air Deflectors

L.E.D. UNDER TRUNK LIGHTBAR

Housed inside this beautiful chrome accent are super-bright L.E.D.'s that function as run-brake lights. Plug-&-play installation.

FOR GOLD WING®

Fits: '01-'10 GL1800 Models

3227 Chrome (ea)

Fits: All '12-'17 GL1800 Gold Wing Models (except F6B)

3244 Chrome (ea)

3244



Flags

LUGGAGE
ORGANIZERS &
STORAGE COVERS

INDEX

COVERS, TRIMS & ACCENTS REAR END

3231

**L.E.D. UNDER TOUR TRUNK ACCENT**

Fill the void between the tour trunk and saddlebags with this stunning L.E.D accent!

FOR GOLD WING®

Fits: '12-'17 GL1800 Models (Except F6B)

3231 Chrome (pr)

Note: Requires Rear Accessory Harness (P/N 3230) for plug-&-play installation.

3237

**L.E.D. VERTICAL REAR LIGHT STRIPS**

Featuring red run & brake lights perfectly contoured for the rear of the new generation GL1800 & F6B models. Simple peel-&-stick, plug-&-play installation.

FOR GOLD WING®

Fits: '12-'17 GL1800 & F6B Models

3237 Red lenses, Chrome (pr)

3247 Gloss Black (pr)

Note: '12-'17 GL1800 Models require P/N 3230 for plug-&-play installation. F6B Models require P/N 3234 for plug-&-play installation.

3139

**LICENSE PLATE PANEL FRAME**

Add depth and style to the rear panel on your wing with this Chrome License Plate Panel Frame.

FOR GOLD WING®

Fits: All '12-'17 GL1800 and F6B Models

3139 Chrome (ea)

3246

**REAR LOWER LIGHT BAR TRIM**

Made from high-quality chrome ABS that's lightweight and simple to install with high-strength adhesive.

FOR GOLD WING®

Fits: '12-'17 GL1800 Models (except F6B)

3246 Chrome (set)

3245

**LICENSE PLATE HOOD TRIM**

Mounting on top of the stock license plate visor using high-strength adhesive, this trim will instantly transform the rear of your Gold Wing.

FOR GOLD WING®

Fits: '12-'17 GL1800 & F6B Models

3245 Chrome (ea)

7456

**L.E.D. REAR REFLECTOR CONVERSION**

Rear reflector functions as running light & brake light for increased visibility. Plug-&-play installation.

FOR GOLD WING®

Fits: '01-'10 GL1800 Models

7456 Chrome (ea)

Fits: All '12-'17 GL1800 & F6B Models

7356 L.E.D. Rear Reflector Conversion, Chrome (ea)

Note: '12-'17 GL1800 Models require P/N 3230 for plug-&-play installation

REAR END COVERS, TRIMS & ACCENTS

FOR GOLD WING®



3239
PG 164

3240
PG 164

3215
PG 164

3219
PG 164

3231

3246

3245

3139

7456

3237

3260
PG 162

3232
PG 162

3236

7622
PG 168

L.E.D. REAR FENDER TIP

Functioning as running & brake lights with red or smoke lenses, you'll definitely get noticed! Plug-&-play installation.

FOR GOLD WING®

Fits: '12-'17 GL1800 & '13-'16 F6B Models

3236 Red Lens, Chrome (ea)

3248 Smoke Lens, Gloss Black (ea)

Note: '12-'17 GL1800 Models require P/N 3230 for plug-&-play installation. '13-'16 F6B Models require P/N 3234 for plug-&-play installation.



3245

3247

3248

NEW

FEATURED BIKES

COLLECTIONS

FOR METRIC CRUISER

FOR GOLD WING

Lighting

Accessory
Mounts

Handlebar
Controls, Grips
& Mirrors

Pegs & Foot
Controls

Front End

Outer Fairing

Inner Fairing

Frame & Engine

Rear End

Backrests &
Luggage Racks




Air Deflectors

Flags

LUGGAGE
ORGANIZERS &
STORAGE COVERS

INDEX

COVERS, TRIMS & ACCENTS REAR END



INFINITY™ LIGHTS FOR TOUR TRUNK

U.S. Patent 7,029,152

Graceful chrome accents until you bring them to life with the supplied controller! L.E.D.'s illuminate steadily, flash, or continuously fade through 7 spectacular colors. Color, flash speed & color cycle rate are variable & power draw is minimal.

FOR GOLD WING®

Fits: All '01-'17 GL1800 Models (except F6B)

4622 Infinity Lights, Chrome (pr)

Note: Works great with or without Passenger Armrests.

L.E.D. SPOILER RUN-TURN-BRAKE CONVERSION FOR OEM SPOILER

A direct OEM replacement, plug-&-play into the existing spoiler harness and the main harness behind your license plate. The entire bar lights up as a running and brake light, splits when functioning as turn signals and the desired end flashes bright amber. Safety with flair for your Wing.

FOR GOLD WING®

Fits: Honda Spoiler for all '01-'10 GL1800 Models

3226 L.E.D. Spoiler, Clear (ea)

REAR FENDER TRIM

This handsome trim strip installs easily on the bottom edge of the rear fender & provides a classy finishing touch. Peel-&-stick installation.

FOR GOLD WING®

Fits: '01-'10 GL1800 Models

9017 Chrome (ea)

TRIPLE STRAIGHT EXHAUST EXTENSIONS

These extensions easily replace the stock muffler tips & include necessary mounting hardware. Exhaust gases are directed downward to keep the visible end of the extension clean & aid in keeping soot off saddlebags & trailers.

FOR GOLD WING®

Fits: '01-'17 GL1800 & '13-'16 F6B Models

7604 Chrome (pr)

Note: Exhaust tips stop before rear end on '12-'17 GL1800 & F6B Models.

POLYGON INTEGRATED EXHAUST TIPS

Stylish exhaust tips made exclusively for the latest generation GL1800. Simple bolt on installation. Direct replacement for the stock tips.

FOR GOLD WING®

Fits: '12-'17 GL1800 & F6B Models

7622 Chrome (pr)

REAR END COVERS, TRIMS & ACCENTS

FOR GOLD WING®



L.E.D. VERTICAL REAR RUN-BRAKE LIGHT STRIPS

Features run & brake functions. Simple plug-&-play installation with high-strength adhesive.

FOR GOLD WING®

Fits: All '01-'10 GL1800 Models

3133 Chrome (pr)

LICENSE PLATE TRIM PANEL WITH RUN-BRAKE ACCENT LIGHT

U.S. Patent D528,486

Features run & brake functions. Included is a drilling template & plug-&-play wiring for simple installation.

FOR GOLD WING®

Fits: '01-'10 GL1800 Models

3134 Chrome (ea)

REAR FENDER TIP WITH L.E.D. RUN-BRAKE ACCENT LIGHT

Run & brake functions. Plug-&-play wiring with peel-&-stick installation.

FOR GOLD WING®

Fits: '01-'10 GL1800 Models

3225 Chrome (ea)

Note: Does not install with Kuryakyn Rear Fender Trim (P/N 9017).

TURNDOWN EXHAUST EXTENSIONS


Quickly & easily replace the stock exhaust tips, no modification required!

FOR GOLD WING®

Fits: '01-'17 GL1800 & '13-'16 F6B Models

7606 Chrome (pr)

Note: Exhaust tips stop before rear end on '12-'17 GL1800 & F6B Models.



NEW

FEATURED BIKES

COLLECTIONS

FOR METRIC CRUISER

FOR GOLD WING

Lighting

Accessory
Mounts

Handlebar
Controls, Grips
& Mirrors

Pegs & Foot
Controls

Front End

Outer Fairing

Inner Fairing

Frame & Engine

Rear End

Backrests &
Luggage Racks

Air Deflectors

Flags

LUGGAGE
ORGANIZERS &
STORAGE COVERS

INDEX

TOURING & COMFORT BACKRESTS

Top Seller

Fully adjustable for the right fit and it's also quick detach!



8930



8930



8930

REVOLUTION DRIVER BACKREST

Fully adjustable front to rear and up-down to get the exact position you desire all with the push of a button. Quick detach, simply rock it forward to release for easy storage in your tour trunk. The included large passenger storage pouch is removable to take those necessity items with you (shoulder strap also included).

FOR GOLD WING®

Fits: '12-'17 GL1800 Models (except F6B)

8930 Revolution Driver Backrest, Black (ea)

Note: Backrest pad with pouch is 13" Wide x 10" Tall x 4-1/4" Thick



QUICK DETACH & ADJUSTMENT



8930

LARGE REMOVABLE STORAGE POUCH



8931

Adjustable front, rear and vertical positioning!



8931

PLUG-N-GO DRIVER BACKREST FOR GL1800 MODELS

Quick-detach design makes the backrest a snap to take on and off, and the removable pouch allows you to easily stash all your trip essentials. Extra wide mounting base provides secure and rugged durability that is unmatched. Adjustable front, rear and vertical positioning offers the ultimate in both rider and passenger comfort.

FOR GOLD WING®

Fits: All '01-'17 GL1800 Models with Stock Seat (except F6B)

8931 Plug-N-Go Driver Backrest, Black (kit)

BACKRESTS TOURING & COMFORT

*Best style & function
you'll find anywhere!*

RIDER BACKREST

U.S. Patents D528,311 & 7,318,624

Ultimate comfort for the GL1800 rider! Hours in the saddle will feel like minutes in your favorite easy chair when you cruise with our Rider Backrest. Quick release mounts allow easy removal & adjustability to suit each rider. The entire backrest pivots forward at it's anchor points for smooth operation & easy access to the passenger seat. Stylized pivot covers add elegance to the design. The upholstered backrest pad matches the OEM seat in both texture & style & features a convenient rear mounted storage pouch accessible by your passenger for traveling necessities like cameras, sunscreen, sunglasses, tissue, or anything else you like to keep handy.

FOR GOLD WING®

Fits: '01-'10 GL1800 Models

8990 Rider Backrest, Black (ea)



CONVENIENT STORAGE POUCH

THREE-POSITION ADJUSTABILITY



PADDED BAR COVERS FOR DRIVER BACKREST

Cover those steel bars to keep from reminding your passenger of their presence.

FOR GOLD WING®

Fits: '01-'10 GL1800 Models with Kuryakyn Driver Backrest (P/N 8990)

4136 Padded Bar Covers, Black (ea)

PASSENGER ARMRESTS FOR GL1800

U.S. Patents D526,952 & 7,114,774

We realize it's hard to imagine being any more comfortable on the back of a GoldWing, but our Passenger Armrests prove that it's possible! The shapely chrome mounting brackets fasten to the trunk & provide a sturdy mount for the swing-away armrests. Our top quality padding matches the OEM texture & color for 100% factory look. We also have incorporated a handy, swing-out cup holder for the ultimate convenience.

FOR GOLD WING®

Fits: '01-'17 GL1800 Models (except F6B)

8991 Passenger Armrests, Black (set)

Note: Includes Kuryakyn Can Cooler!



FOR GOLD WING®

NEW

FEATURED BIKES

COLLECTIONS

FOR METRIC CRUISER

FOR GOLD WING

Lighting

Accessory
Mounts

Handlebar
Controls, Grips
& Mirrors

Pegs & Foot
Controls

Front End

Outer Fairing

Inner Fairing

Frame & Engine

Rear End

Backrests &
Luggage Racks

Air Deflectors

Flags

LUGGAGE
ORGANIZERS &
STORAGE COVERS

INDEX



TOURING & COMFORT LUGGAGE RACKS



LUGGAGE RACK

The styling of our Luggage Rack for the Gold Wing is as fresh as the look of the GL1800! The billet aluminum construction has a burly look & is extremely strong. Finished in dazzling chrome of course!

FOR GOLD WING®

Fits: '01-'17 GL1800 Models (except F6B)

7151 Chrome (ea)

7157 Gloss Black (ea)

Note: Luggage Rack Risers sold separately



LUGGAGE RACK RISERS

Raise your luggage rack by 5/8" & give you a larger diameter footprint. This makes cleaning under your rack easier and also spreads out the load a bit. Reuses stock mounting holes if you already have a luggage rack.

FOR GOLD WING®

Fits: '01-'17 GL1800 Models (except F6B)

7154 Chrome (set)

7158 Gloss Black (set)

Note: For use with Kuryakyn Luggage Rack, P/N 7151, only.



LUGGAGE RACK FOR GL1500

No other rack on the market compares with this gleaming chrome trunk addition. It includes the Kuryakyn exclusive ISO-Mount Kit which reduces stress at the mounting points & lessens the possibility of cracking or damaging the lid. Works with or without the OEM spoiler.

FOR GOLD WING®

Fits: All '88-'00 GL1500 Models

7150 Chrome (ea)



ISO®-MOUNT KIT

Our ISO-Mount Kit works with Kuryakyn Rack (P/N 7150) as well as most other racks using 10-24 mounting screws. It dampens the mounting points of the rack, reducing stress to the lid.

FOR GOLD WING®

Fits: All '88-'00 GL1500 Models

7155 ISO Mount Kit (ea)

LUGGAGE RACKS, TRAILER HITCHES & WIRING TOURING & COMFORT

MULTI-RACK ADJUSTABLE TRUNK LUGGAGE RACK

Features adjustable mounting stand-offs to fit virtually any trunk lid whether flat or curved, a 1/2" tubular design to accommodate flag holders, and built-in corner loops to help keep luggage secure. Includes mounting extensions for trunk lids with a downward rear swoop or spoiler and measures 21" wide x 12" long.

FOR GOLD WING®

Fits: All GL1800 & 1500 Models (Except F6B) & Trikes

7159 Chrome (ea)

NEW 7149 Gloss Black (ea)

Note: Not suggested for use with Kuryakyn Luggage Rack Risers (P/N 7154). Requires drilling four holes in trunk lid for installation.



7149

TRAILER HITCH RACK

Bring a fully loaded cooler or those extra items with you that just don't seem to fit in your trunk. Simply install the mounting plate beneath your trailer hitch ball & this rack quickly attaches or detaches in seconds. Rack is 18" x 12" x 1-1/2".

FOR MULTI-FIT

Fits: Kuryakyn Trailer Hitches & Universal Applications: Mounts Under Hitch Ball & Requires a Flat/Unrestricted Area 5" Wide x 2-1/2" Long & Ball Stud Able to Accept a 1/4" Spacer

7643 Black (ea)

Note: This product is not intended to be used while pulling a trailer. Suggested weight limit is 35 lbs. for appropriate handling & cornering. Will not install with Trailer Hitch Receptacle, P/N 9183.

Adjustable Mounts to fit virtually any trunk lid!



NEW

FEATURED BIKES

COLLECTIONS

FOR METRIC CRUISER

FOR GOLD WING

Lighting

Accessory Mounts

Handlebar Controls, Grips & Mirrors

Pegs & Foot Controls

Front End

Outer Fairing

Inner Fairing

Frame & Engine

Rear End

Backrests & Luggage Racks

Air Deflectors

Flags

LUGGAGE ORGANIZERS & STORAGE COVERS

INDEX

TRAILER RECEPTACLE KITS

Available in several different styles depending on your application. Includes 5-Pin round receptacle.

FOR GOLD WING®

Fits: '01-'10 GL1800 Models equipped with Kuryakyn Trailer Hitch (P/N 7647)

7670 Trailer Plug Kit, Chrome (kit)

Fits: Kuryakyn Trailer Hitches P/N's 7641 & Universal Applications

7659 5-Pin Receptacle Kit, Chrome (ea)

FOR MULTI-FIT

Fits: Universal Applications: Mounts Under Trailer Hitch Ball

9183 Trailer Hitch Receptacle, Chrome (ea)

Note: Not for use with Kuryakyn Hitch Rack, P/N 7643.

TRAILER HITCH BALL COVER

This shining chrome trailer hitch ball cover fits all 1-7/8" and 2" balls. It includes a foam lining to ensure a good fit.

FOR MULTI-FIT

Fits: 1-7/8" & 2" Trailer Hitch Balls (Includes foam lining)

7658 Trailer Hitch Ball Cover, Chrome (ea)



7159



7159




7643



7643



9183



7659



7670



7658

TOURING & COMFORT TRAILER HITCHES & WIRING



7641



7641

TRAILER HITCHES

Our hitches are designed for superior strength and rigidity, while allowing bolt-on installation using a few common hand tools. Once installed, these beauties look right at home. Add the appropriate Trailer Wiring Harness and Trailer Receptacle Kit for a truly custom appearance. Trailer Hitch kits include all mounting hardware and a 1-7/8" ball.

FOR GOLD WING®


Fits: '12-'17 GL1800 & F6B Models

7641 Trailer Hitch for '12-'17 GL1800 (ea)

Note: Universal Trailer Receptacle (P/N 7659) recommended for trailer connection.

Fits: All '01-'10 GL1800 Models

7642 Trailer Hitch for '01-'10 GL1800 (ea)



7641

TRAILER WIRING HARNESSES

Safely and effectively apply the load from your trailer lighting to the battery and not to the rest of the bike's electrical system. Eliminate blown fuses caused by overloading stock lighting or accessory circuits.



7676

- 5 Wire Plus 1: Our kits provide standard 5-wire output (run, brake, left turn, right turn, ground) plus a bonus wire that can be connected as needed to provide fused 12V power to the trailer for compartment lights or keyless entry systems that are wired independently of the trailers essential lighting.

- 5 to 4 Wire Converter: Plugs in and allows our Wiring and Relay Kits to power trailers requiring a 4-wire harness (run, left turn/brake, right turn/brake, ground). The bonus wire is still available to provide fused 12V power to the trailer for compartment lights or keyless entry systems that are wired independently of the trailers essential lighting. Includes 4-pin flat vehicle connector.

FOR GOLD WING®

Fits: '12-'17 GL1800 Models & F6B (Gold Wings require Rear Accessory Harness, P/N 3230; F6B requires Rear Accessory Harness, P/N 3234)

7676 Plug & Play Trailer Wiring & Relay Harness for '12-'17 GL1800 & F6B (ea)

Note: Receptacle Kits are not included because the style of receptacle required varies by trailer manufacturer.

Fits: '01-'10 GL1800 Models

7673 Plug & Play Trailer Wiring & Relay Harness for '01-'10 GL1800 (ea)



7671



7675

FOR MULTI-FIT

Fits: Universal 12V Applications on Motorcycles with Separate Taillight and Turn Signals

7671 Universal Trailer Wiring & Relay Kit (ea)

Fits: Universal fitment

7675 5 to 4 Wire Converter for Kuryakyn Trailer Wiring Harness (ea)

AIR & HEAT DEFLECTORS WINDSHIELDS & AIR MANAGEMENT

You control the air flow with spring-loaded doors!



8939

DRAGON WINGS FOR GOLD WING

Direct airflow around the fairing for reduced turbulence during cool weather, or open them for a refreshing breeze on those scorching-hot days. Adjust to any of four different positions by hand via a spring-loaded mechanism. Crafted from shatter-resistant polycarbonate construction.

FOR GOLD WING®

Fits: All '01-'17 GL1800 & '13-'16 F6B Models

8939 Smoke (pr)



8939
CLOSED

8939
OPEN

PASSENGER POUCHES

Store your essential items such as a cell phone, sunglasses or iPod. Quick-detach system allowing you to take everything with you.

- Dims: 8-1/4" wide x 4-1/2" high x 3-3/4" deep
- Cubic inches: 90

FOR GOLD WING®

Fits: Left Side of Kuryakyn Armrests, P/N's 8959, 8979, 8981, 8982, 8991, 8992

1695 Passenger Armrest Pouch, Gen II, Black (ea)



8936

1695

Fits: All '01-'17 GL1800 Models without Passenger Armrests (except F6B)

8936 Passenger Pouch for GL1800, Black (ea)

Note: Mounts at antenna on right side

TRUNK LID ORGANIZER BAG

A variety of padded & mesh compartments offer protection & easy accessibility. Quick disconnect fasteners & handles make it easily portable. Included Items: Lid Organizer Bag, 1/4 Turn Mounting Connectors Dim: 12" Tall x 22" Wide

FOR GOLD WING®

Fits: '01-'17 GL1800 Models (except F6B)

4135 Lid Organizer for GL1800, Black (ea)



4135

MUST-HAVE

REMOVABLE TOUR-PAK® & SADDLEBAG LINERS

Handles plus a shoulder strap makes unloading and carrying luggage quick and easy.

- Saddlebag Liner Dims: 23" slanted tip to tail, 10" tall x 6" wide
- Tour Trunk Liner Dims: 21" wide x 15" deep x 8" tall

FOR GOLD WING®

Fits: '01-'17 GL1800 & '13-'16 F6B Models

4170 Saddlebag Liners, Black (pr)



4170



4170



4177

Fits: '01-'17 GL1800 (except F6B Models)

4177 Tour-Trunk Liner, Black (ea)

FOR GOLD WING®

NEW

FEATURED BIKES

COLLECTIONS

FOR METRIC CRUISER

FOR GOLD WING

Lighting

Accessory
Mounts

Handlebar
Controls, Grips
& Mirrors

Pegs & Foot
Controls

Front End

Outer Fairing

Inner Fairing

Frame & Engine

Rear End

Backrests &
Luggage Racks

Air Deflectors

Flags

LUGGAGE
ORGANIZERS &
STORAGE COVERS

INDEX

COVERS, TRIMS AND ACCENTS FLAGS



4233

Top Seller

ANTENNA FLAG MOUNT WITH FLAG FOR GL1800

This is definitely an easy, out of the way antenna base flag mount. Made of sturdy aluminum, this flag is 4" x 9" with a total height of about 12". Just tighten a set screw & hit the road with pride.



4233

FOR GOLD WING®

Fits: '01-'17 GL1800 Models (except F6B) with Stock Antenna or Over Approximately a 0.6" Diameter Tube

4233 Chrome (ea)

Fits: '88-'00 GL1500 Models with Stock Antenna or Over Approximately a 0.6" Diameter Tube

4253 Chrome (ea)



4260

FLAG POLE FOR LUGGAGE RACK

Fly your flag proudly on your luggage rack with the new & improved one piece highly stylized flagpole. More durability & improved reinforced ratcheting system allows you to adjust the angle of the staff without tools. Includes 4" x 9" American flag.



4260

FOR GOLD WING®

Fits: Kuryakyn Luggage Rack for GL1800, P/N 7151

4260 Chrome (ea)



4271



4272



4273



4274

THEMED & REPLACEMENT FLAGS FOR FLAG HOLDERS

Show your individuality or replace a worn flag. For use with Kuryakyn flag mounts.

FOR MULTI-FIT

Fits: Replacement for Kuryakyn Flag Mounts P/N's 4254 & 4255

4262 Replacement American Flag, 6" x 11" (ea)

4263 Replacement P.O.W. Flag, 6" x 9" (ea)

Fits: Replacement for Kuryakyn Flag Mounts P/N 4208, 4233, 4253, 4259, & 4260

4264 Replacement American Flag, 4" x 9" (ea)

4271 Canadian Flag, 4" x 9" (ea)

4272 Don't Tread On Me Flag, 4" x 9" (ea)


4273 Pirate Flag, 4" x 9" (ea)

4274 Blank Flag, 4" x 9" (ea)

LUGGAGE, ORGANIZERS & STORAGE COVERS



XKURSION	178
ROLL BAGS	185
SEAT, TRUCK AND RACK BAGS	187
SADDLEBAGS	194
ORGANIZERS/LINERS	195





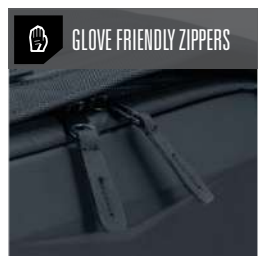

XKURSION

DESIGNED FOR THE MODERN MOTORCYCLIST



ALL XKURSION® BAGS FEATURE:

- THERMOFORMED CONSTRUCTION AND COMPONENTS FOR STRENGTH, SECURITY AND SHAPE RETENTION
- REFLECTIVE ACCENTS FOR ENHANCED VISIBILITY
- UV-RATED AND WEATHER-RESISTANT 1680 DENIER TEXTILE MATERIAL, WITH INCLUDED RAIN COVER
- GLOVE-FRIENDLY, WEATHER-RESISTANT ZIPPERS
- PREMIUM LINED INTERIOR WITH MULTIPLE POCKETS AND COMPARTMENTS
- ERGONOMIC CARRYING HANDLE
- HEAVY-DUTY WELDED D-RINGS (EXCEPT P/N 5294)
- LASER-CUT LOW-PROFILE MOLLE FOR MODULAR ATTACHMENT OPTIONS





TOUCH SCREEN COMPATIBLE



ELECTRONICS POCKET

SUNGLASS TRAY

XKURSION® XT CO-PILOT TANK BAG

The convenience of a do-it-all tank bag with updated features for 21st-century riders. Low-profile design with a clear weather-resistant display screen for GPS, tablets or maps, and plenty of storage to easily stow and access the essentials.

DIMS: 8.5" wide x 11.25" deep x 4" tall
 CUBIC INCHES: 382
 LITERS: 6.25

FEATURES

- Convenient tablet/GPS storage for all your mobile needs, fitting up to a 12" device
- Clear, touchscreen-compatible outer panel for easy device operation without removal
- Low profile silhouette works with most tank styles and maintains gauge visibility
- Thermoformed sunshade tray for secure storage
- Non-slip/scratch base with quick magnetic tank mounting, plus additional strap kit for non-magnetic tanks
- Detaches from mounting base and integrated carrying handle offers easy transport off the bike
- Audio jacks and outlets for headphones or device charging
- Removable sun shade helps prevent device overheating from sun exposure
- Laser-cut low-profile MOLLE for modular attachment options
- Includes rain cover with waterproof clear screen for viewing GPS or tablet



SUN SHADE



NEW

FEATURED BIKES

COLLECTIONS

FOR METRIC CRUISER

FOR GOLD WING

LUGGAGE ORGANIZERS & STORAGE COVERS

Xkursion

Roll Bags

Seat, Truck & Rack Bags

Saddlebags

Organizers & Liners

INDEX

FOR MULTI-FIT

Fits: Mounts to Magnetic and Non-Magnetic Gas Tanks

5294 XT Co-Pilot Tank Bag (ea)

LUGGAGE, ORGANIZERS & STORAGE COVERS XKURSION



ADJUSTABLE SHELF

BOTTLE POCKET

PACKING CUBES



MEDIA STORAGE

XKURSION® XW ARSENAL BAG

Think of the XW Arsenal as motorcycle luggage that meets the demands of everyday life. Carry-on friendly with telescopic handle and smooth-rolling wheels, making this it the ideal go-to travel companion whether cruising on your bike or rushing through the airport.

DIMS: 14" wide x 9" deep x 22" tall

CUBIC INCHES: 2,772

LITERS: 45

FEATURES

- Ideal size for airplane carry-on luggage, with telescopic handle and wheels for easy transport off the bike
- Adjustable shelf and multiple packing cubes for personalized interior organization options to suit your travel needs
- Wraparound zipper entry to main storage allows access to the top or bottom of the bag without unpacking
- Mobile office-ready with padded storage pockets for up to 15" laptops or tablets
- Secure mounting with a multitude of integrated heavy-duty welded D-rings, sissy bar strap and mounting strap kit
- Laser-cut low-profile MOLLE for modular attachment options
- Low-profile wheels and rubberized feet to protect your bike when mounted
- Multiple easy-access stash pockets for small items, with rear window pocket for easy identification



TELESCOPIC HANDLE



SISSY BAR STRAP

FOR MULTI-FIT

Fits: Passenger Seat (With or Without Sissy Bar) or Luggage Rack

5296 XW Arsenal Bag (ea)

Note: Installation requires four-point mounting

ADJUSTABLE G-HOOK



MEDIA STORAGE

TSA FRIENDLY

BOTTLE POCKET



XKURSION® XB DISPATCH BACKPACK

Comfort, style and versatility all in one mobile office backpack capable of going anywhere you do. TSA-friendly for simplified travel, with quick-release straps that make putting it on or taking it off a breeze.

DIMS: 12" wide x 8.5" deep x 18" tall

CUBIC INCHES: 1,836

LITERS: 30

FEATURES

- TSA-friendly device storage compartment that fits up to 15" laptops or tablets
- Adjustable ergonomic quick-release strap design
- Maximum comfort and support with shoulder, sternum and removable waist straps
- Channeled padded back panel for enhanced airflow and reduced heat
- Built-in coat flap with adjustable G-Hook for external storage
- Zippered side bottle pockets for easy rider access
- External quick-access storage pockets
- Heavy-duty welded D-rings and included mounting straps for easy bike mounting
- Laser-cut low-profile MOLLE for modular attachment options

FOR MULTI-FIT

Fits: Backpack with optional mounting to passenger seat (with or without sissy bar) or luggage rack

5292 XB Dispatch Backpack (ea)

Note: If installing to passenger seat or luggage rack fitment requires four-point mounting



REMOVABLE WAIST STRAP

NEW

FEATURED BIKES

COLLECTIONS

FOR METRIC CRUISER

FOR GOLD WING

LUGGAGE ORGANIZERS & STORAGE COVERS

Xkursion

Roll Bags

Seat, Truck & Rack Bags

Saddlebags

Organizers & Liners

INDEX

LUGGAGE, ORGANIZERS & STORAGE COVERS **XKURSION**



THROW-OVER DESIGN MAKES THEM MOUNTABLE ON NEARLY ANY BIKE MODEL!

XKURSION® XB FAST LANE SADDLEBAGS

Enjoy all the extra storage space saddlebags provide, with the added benefits of updated styling and throw-over convenience to eliminate the need for hardware or bulky mounting brackets. Adjustable seat strap offers a custom fit either on top or under the passenger seat on virtually any motorcycle.

DIMS: 16" wide x 9.5" deep (11.5" expanded) x 11" tall (each bag)

CUBIC INCHES: 1,672 in each bag (2,024 expanded)

LITERS: 27 in each bag (33 expanded)

FEATURES

- Integrated media storage for up to a 12" device
- Premium adjustable G-Hook straps for external storage
- 2" expansion options offers enough storage to fit a full-face helmet
- Forward-facing bottle pocket for easy access, with laser-cut low-profile MOLLE modular attachment options
- Designed with anti-scratch back side and heat-resistant bottom
- Clamshell opening with interior mesh fence and side gussets to protect/retain gear when accessing main storage
- Includes optional mounting strap kit for extra security
- Top carrying handle and included shoulder strap offer convenient and easy transport off the bike
- Heavy-duty welded D-rings and included straps for easy mounting

FOR MULTI-FIT

Fits: Fits Over or Under Passenger Seat

5293 XB Fast Lane Saddlebags (set)

Note: Allow 4" clearance from exhaust pipe.



RAIN COVERS INCLUDED



XKURSION® XS CUBE

Compact, versatile and ideal for everyday commuters, day-trippers or minimalist weekend wanderers. Removable base pad provides a contoured recessed bottom for a wide variety of fitment on virtually any passenger seats or luggage racks.

DIMS: 16" wide x 11" deep x 11.5" tall
 CUBIC INCHES: 2,024
 LITERS: 33

FEATURES

- Removable base pad provides multiple mounting options on a variety of bikes
- Main compartment large enough to store a full-face helmet plus other small items
- Top and side zippered openings for multiple access points to main storage
- Built-in coat flap with adjustable G-Hook for quick and easy external storage
- Padded device storage for up to a 12" tablet and two other small devices
- Integrated heavy-duty welded D-rings, sissy bar strap, and mounting straps to mount to additional bags, luggage racks or passenger seats
- Laser-cut low-profile MOLLE for modular attachment options
- Multiple quick-access stash pockets for the small essentials

FOR MULTI-FIT

Fits: Passenger Seat (With or Without Sissy Bar) or Luggage Rack

5295 XS Cube (ea)

Note: Installation requires four-point mounting



COMBINE WITH XB FASTLANE SADDLEBAGS FOR A PERFECT TRAVELING DUO!



REMOVABLE BASE PAD

NEW

FEATURED BIKES

COLLECTIONS

FOR METRIC CRUISER

FOR GOLD WING

LUGGAGE ORGANIZERS & STORAGE COVERS

Xkursion

Roll Bags

Seat, Truck & Rack Bags

Saddlebags

Organizers & Liners

INDEX



ARMED FOR ADVENTURE

MINIMALIST STYLING WITH ALL THE VERSATILITY AND TOUGHNESS REQUIRED FOR HARDCORE RIDERS ALWAYS ON THE HUSTLE. MOMENTUM LUGGAGE IS DESIGNED TO KEEP YOU MOVING WITH CONVENIENT MOUNTING OPTIONS AND PRACTICAL STORAGE CAPABILITIES TO HANDLE ALL YOUR RIDING NEEDS.



ALL MOMENTUM BAGS FEATURE

- UV-rated, weather-resistant 1200 denier textile material, with included rain cover
- External adjustable bungee storage system for coat, bedroll or other items (except for P/N 5288 and 5209)
- Convenient external pockets and MOLLE modular attachment options
- Quick-mount strap designs for convenient mounting and removal
- Multiple D-Rings for numerous secure mounting options (except 5281)
- Low-profile carrying handles for easy transport off the bike




BOTTLE STORAGE



RAIN COVER INCLUDED



GLOVE FRIENDLY ZIPPERS



UV RATED



MEDIA STORAGE

NEW



Sized to mount virtually anywhere!

MOMENTUM DRIFTER BAG

The Drifter is your go-to travel companion for wherever you roam and whatever you ride. The utilitarian design features a rigid structure that offers a variety of convenient mounting options on passenger seats, sissy bars, or tour trunk luggage racks.

DIMS: 18.5" wide x 11.5" tall x 12" deep
 CUBIC INCHES: 2553
 LITERS: 42

FEATURES

- UV-rated, weather-resistant 1200 denier textile construction
- Ideal size and shape for tour trunks with luggage racks, passenger seats, or sissy bars with or without luggage racks
- Quick-mount sissy bar strap design for secure mounting in seconds
- Easily mounts to Kuryakyn Momentum Road Warrior (P/N 5284), Vagabond (P/N 5285) or other luggage (all sold separately)
- Dual side entry doors offer easy access to main storage compartment
- External adjustable bungee storage system for coats, bedrolls or other items
- Rigid structure retains its shape whether empty or loaded
- Tethered rain cover with designated storage pocket
- Includes full mounting strap kit

FOR MULTI-FIT

Fits: Passenger Seat (With or Without Sissy Bar) or Luggage Rack

5283 Drifter Bag (ea)

Note: Installation requires four-point mounting



HASSLE-FREE MOUNTING!



SIDE ENTRY FOR QUICK ACCESS ON THE ROAD



WORKS GREAT WITH..

Combine the Drifter with the Rambler for a setup that will keep you on the road for miles & miles!
PG 186



NEW

FEATURED BIKES

COLLECTIONS

FOR METRIC CRUISER

FOR GOLD WING

LUGGAGE ORGANIZERS & STORAGE COVERS

Xkursion

Roll Bags

Seat, Truck & Rack Bags

Saddlebags

Organizers & Liners

INDEX

LUGGAGE, ORGANIZERS & STORAGE COVERS ROLL BAGS

NEW

Easy mounting & side entry access



SIDE ENTRY FOR QUICK ACCESS ON THE ROAD



EXTERNAL BUNGEE STORAGE



WORKS GREAT WITH..

Combine the Rambler with the Outrider Saddlebags for a convenient travel set!
PG 194



MOMENTUM RAMBLER ROLL BAG

Versatile and convenient mounting options make the Rambler ideal for daytrippers needing minimal storage, or long-haul tourers looking for an easy way to securely strap additional luggage to existing gear.

DIMS: 15.5" wide x 9" tall x 9.25" deep

CUBIC INCHES: 1,290

LITERS: 21

FEATURES

- UV-rated, weather-resistant 1200 denier textile construction with removable rain cover
- Bottom-mounted tie-down loops for easy mounting on luggage racks or Momentum Road Warrior (P/N 5284), Drifter (P/N 5283), Vagabond (P/N 5285) or Outrider Saddlebags (P/N 5209), sold separately
- Convenient side entry doors to easily access items while mounted
- Front stash pocket for easy access to small items
- Quick-mount sissy bar strap design for secure mounting in seconds
- External adjustable bungee storage system for coat, bedroll or other items
- Rigid structure retains its shape whether loaded or empty
- Multiple D-Rings for additional easy and secure mounting options
- Includes full mounting strap kit

FOR MULTI-FIT

Fits: Universal mounting to Passenger Seat, Luggage Racks, or Other Momentum Luggage Bags

5213 Rambler Roll Bag (ea)

Note: Universal mounting to Passenger Seat, Luggage Racks, or Other Momentum Luggage Bags

ROLL BAGS LUGGAGE, ORGANIZERS & STORAGE COVERS

CLASSIC TOUR BAG

Mount securely to sissy bar luggage racks, or passenger seats for rider lumbar support.

- Dims: 11" tall x 12" deep x 21" wide (expands to 24" wide)
- Cubic Inches: 1,995, Expanded: 2,280
- Zippered ends and large front opening allow access to main compartment from almost all sides
- Expandable side compartments
- 1200 denier semi-rigid construction for durability and shape retention
- Wide hook-&-loop belt securely attaches bag to any backrest
- Includes shoulder strap, adjustable straps and rain cover

FOR MULTI-FIT

Fits: Passenger Seat (With or Without Sissy Bar) or Luggage Rack

4144 Classic Tour Bag (ea)

Note: Installation requires four-point mounting



DAILY TOUR BAG

The semi-rigid bag holds its shape empty or full and mounts about anywhere on the back of your bike.

- Dims: 12" deep x 15" wide x 10" tall
- Cubic Inches: 1,425
- Large front opening and end compartments allow ample access for loading and unloading
- 1200 denier and semi-rigid construction for durability and shape retention
- Side pockets for additional storage
- Waterproof zippers with rain cover
- Included Items: Bag, shoulder strap, adjustable universal straps, "Y" strap and rain cover

FOR MULTI-FIT

Fits: Passenger Seat (With or Without Sissy Bar) or Luggage Rack

4133 Daily Tour Bag (ea)

Note: Requires 10" of clearance from the top of the backrest down when mounting without a luggage rack. Mounting on a passenger seat without backrest requires four-point mounting capabilities.



SEAT, TRUNK & RACK BAGS LUGGAGE, ORGANIZERS & STORAGE COVERS

GRANTRAVELER BAG

Semi-rigid, weather-resistant construction with additional internal and external compartments for versatile storage options.

- Dims: 17" deep x 22" wide x 11" tall (expands to 12.5" tall)
- Cubic Inches: 4,114, Expanded: 4,675
- Pullout handle and wheels for easy transport
- Top of bag expands 1.5" to provide extra room when needed
- Includes removable end bags, shoulder straps, rain cover and universal mounting straps

FOR MULTI-FIT

Fits: Passenger Seat (With or Without Sissy Bar) or Luggage Rack

4149 GranTraveler Bag (ea)

Note: Installation requires four-point mounting

So many mounting options!



NEW

FEATURED BIKES

COLLECTIONS

FOR METRIC CRUISER

FOR GOLD WING

LUGGAGE ORGANIZERS & STORAGE COVERS

Xkursion

Roll Bags

Seat, Trunk & Rack Bags

Saddlebags

Organizers & Liners

INDEX



The most versatile trunk rack bag!



BOTTLE POCKET



MOMENTUM HITCHHIKER TRUNK RACK BAG

Hands down the most versatile trunk rack bag in the business, with easy, secure mounting on virtually any tour trunk-mounted luggage rack. Features a wide main zippered opening for easy access, external pockets with MOLLE modular attachment options, and an external bungee storage system.

DIMS: 23" wide x 14" deep x 9" tall

CUBIC INCHES: 1,677

LITERS: 27

FEATURES

- UV-rated and weather-resistant 1200 denier textile material
- Rider/passenger-facing bottle pockets with MOLLE modular attachment options
- External bungee storage system for bedrolls, coats or other items
- Integrated elastic shock cords and hook-&-loop fasteners for quick and easy mounting
- Includes tethered rain cover with designated pocket for storage
- Maintains shape when empty and conveniently folds up to stash away in trunks or saddlebags when not in use

EXTERNAL BUNGEE STORAGE



RAIN COVER INCLUDED



EASY MOUNT SYSTEM

FOR MULTI-FIT

Fits: Attaches to Kuryakyn, H-D & Most Trunk Mounted Luggage Racks

5281 Hitchhiker Trunk Rack Bag (ea)

Note: Not suggested for triangle Victory Luggage racks.

SEAT, TRUNK & RACK BAGS LUGGAGE, ORGANIZERS & STORAGE COVERS

LUGGAGE, ORGANIZERS & STORAGE COVERS



BOTTLE POCKET WITH MOLLE MODULAR ATTACHMENT



MOMENTUM FREELOADER DUFFLE

Rugged, utilitarian styling designed by riders for riders, the Freeloader Duffel gives new meaning to the term "stow-'n-go!" Experience no fuss thanks to a clever quick-mount strap design that easily secures to almost any sissy bar or backrest. The wide-open main storage compartment with top-roll design offers complete versatility in carrying capacity plus security for all your cargo.

DIMS: 12" wide/diameter x 18" tall (21" tall when expanded)
 CUBIC INCHES: 2,036 (2,375 expanded)
 LITERS: 33 (39 expanded)

FEATURES

- UV-rated weather-resistant 1200 denier textile material with removable rain cover
- Quick-mount sissy bar strap design gets you on the road in record timing
- External adjustable bungee storage system for coat, bedroll or other items
- Low-profile carrying handle and removable shoulder strap for carrying convenience off the bike
- Separate bottom compartment for quick access to included rain cover and other items
- Convenient external bottle pocket with MOLLE modular attachment
- Easy-access quick-stash pockets for smaller items
- Multiple D-Rings for easy and secure mounting options if using without sissy bar or backrest

FOR MULTI-FIT

Fits: Passenger Seat (With or Without Sissy Bar) or Luggage Rack

5282 Freeloader Duffel (ea)

Note: Installation requires four-point mounting



Top Seller

QUICK-MOUNT STRAPS MOUNT TO ALMOST ANY SISSY BAR OR BACKREST



SEPARATE BOTTOM COMPARTMENT



NEW

FEATURED BIKES

COLLECTIONS

FOR METRIC CRUISER

FOR GOLD WING

LUGGAGE ORGANIZERS & STORAGE COVERS

Xkursion

Roll Bags

Seat, Trunk & Rack Bags

Saddlebags

Organizers & Liners

INDEX

Top-Roll Design for Expanded Storage



LUGGAGE, ORGANIZERS & STORAGE COVERS SEAT, TRUNK & RACK BAGS

NEW



QUICK STASH TOP COMPARTMENT



QUICK-MOUNT SISSY BAR STRAP DESIGN



PADDED MEDIA STORAGE



Versatile storage with easy access!



MOMENTUM VAGABOND BAG

Utilitarian by nature, with enough internal storage capacity to carry everything required for weekend road trips or interstate adventures. Two separate packing compartments offer easy access to cargo while on the road without disrupting the contents of your bag.

DIMS: 18" wide x 12" deep x 15.5" tall

CUBIC INCHES: 2,820

LITERS: 46

FEATURES

- Two separate storage compartments (top and bottom) to easily access items while on the road
- Internal zippered mesh pockets keep smaller items organized
- Made from UV-rated, weather-resistant 1200 denier textile material
- Durable structure maintains shape even when empty
- Padded media storage pocket for up to 13" laptops or tablets
- Quick-mount sissy bar strap design, plus full mounting strap kit for a variety of easy, secure mounting options
- Two bottle pockets and two external stash pockets for smaller items
- External bungee storage system for coats, bedrolls or other items
- Integrated MOLLE modular attachment options
- Removable shoulder strap plus low-profile carrying handles for easy transport off the bike
- Multiple heavy-duty D-Rings for secure mounting
- Includes tethered rain cover

FOR MULTI-FIT

Fits: Passenger Seat (With or Without Sissy Bar) or Luggage Rack

5285 Momentum Vagabond Bag (ea)

Note: Installation requires four-point mounting

SEAT, TRUNK & RACK BAGS LUGGAGE, ORGANIZERS & STORAGE COVERS

LUGGAGE, ORGANIZERS & STORAGE COVERS



NEW
SIDE SWING DOOR FOR EASY ACCESS TO ELECTRONICS & GEAR WHILE MOUNTED.



MOMENTUM ROAD WARRIOR BAG

Customizable storage options meet the demands of any rider. With eight external stash pockets, two bottle pockets, and three separate zippered openings to the main compartment, this bag is the epitome of convenience.

DIMS: 19" wide x 12" deep x 16" tall

CUBIC INCHES: 3,648

LITERS: 60

FEATURES

- Made from UV-rated, weather-resistant 1200 denier textile material
- Durable structure maintains shape even when empty
- Wide center hatch opening with zippered side swing access doors for convenient cargo access
- Customized versatility with eight external stash pockets and two bottle pockets
- Padded media storage pocket for up to 15" laptops or tablets
- Internal zippered mesh pocket on the center hatch keeps smaller items organized
- External bungee storage system for coats, bedrolls or other items
- Quick-mount sissy bar strap design, plus full mounting strap kit for a variety of mounting options
- Multiple heavy-duty D-Rings for secure mounting options
- Integrated MOLLE modular attachment options
- Includes removable shoulder strap and low-profile carrying handles for easy transport off the bike
- Includes tethered rain cover for added protection from the elements



WIDE CENTER HATCH DOOR FOR CONVENIENT CARGO ACCESS



Built for long-haul convenience!



QUICK-MOUNT SISSY BAR STRAP DESIGN



FOR MULTI-FIT

Fits: Passenger Seat (With or Without Sissy Bar) or Luggage Rack

5284 Road Warrior Bag (ea)

Note: Installation requires four-point mounting

NEW

ATURED BIKES

LECTIONS

METRIC CRUISER

GOLD WING

LUGGAGE ORGANIZERS & STORAGE COVERS

Xkursion

Roll Bags

Seat, Trunk & Rack Bags

Saddlebags

Organizers & Liners

INDEX

NEW



PADDED FRONT DOUBLES AS A RIDER BACKREST!



Sits Right Behind the Driver!

MOMENTUM WANDERER TOURING SEAT BAG

Set your sights on the ultimate solo touring adventure. Fits like a glove on the passenger seat of most bikes with tour trunks, and the cavernous main compartment offers organized packing options with its unique integrated mesh dividers. What's more, this do-it-all bag doubles as a backrest, allowing riders to kick back in the saddle while racking up the miles.

DIMS: 22" wide x 12" deep x 18.5" tall
 CUBIC INCHES: 3,700
 LITERS: 60

FEATURES

- Ideal for the passenger seat of a touring bike with trunk
- Padded face/front for additional back support for the rider
- Adjustable internal mesh dividers partition the internal compartment, creating three separate storage spaces
- Three external quick-stash pockets, including forward-facing bottle pocket
- Padded media storage for up to a 15" laptop or tablet
- Durable structure holds shape even when empty
- Included shoulder strap and low-profile carrying handles offer easy portability off the bike
- Multiple heavy-duty D-Rings offer secure mounting options
- Includes rain cover for added protection from the elements

PADDED MEDIA STORAGE



FOR GOLD WING®

Fits All GL1500 & GL1800 Models Equipped with Trunk

5286 Wanderer Touring Seat Bag (ea)

Note: Mounts with or without stock Tour-Pak speakers

Top Seller

A home away from home for your pet!



GRAND PET PALACE

Take your favorite four-legged family member on the road trip of a lifetime with the safest and most versatile motorcycle pet carrier available. Plenty of ventilation and internal space for your fur baby make the Grand Pet Palace the ultimate home away from home for your pet.

DIMS: 18.5" wide x 13" deep x 14" tall; interior capacity: 18" wide x 12.5" deep x 12" tall

INTERNAL CUBIC INCHES: 2,700

INTERNAL LITERS: 44

FEATURES

- Sissy bar strap, multiple D-rings and adjustable straps offer easy, secure mounting options
- Easy-clean removable foam cushion offers a comfortable ride for your furry friend
- Pet amenities include internal adjustable leash, two dishes, and removable stash pouch
- Side-mounted handles plus removable carrying strap offer easy portability
- Bottle pocket with MOLLE modular attachment points
- Internal frame and rigid bottom provides support and protection
- Top window opens allowing pet to pop its head out
- Four mesh windows for viewing and maximum ventilation
- UV-rated weather-resistant 1200 denier textile material with removable rain cover



4 mesh windows for maximum ventilation!



EASY MOUNT SYSTEM

FOR MULTI-FIT

Fits: Passenger Seat (With or Without Sissy Bar) or Luggage Rack

5288 Grand Pet Palace (ea)

Note: Installation requires four-point mounting

NEW

FEATURED BIKES

COLLECTIONS

FOR METRIC CRUISER

FOR GOLD WING

LUGGAGE ORGANIZERS & STORAGE COVERS

Xkursion

Roll Bags

Seat, Truck & Rack Bags

Saddlebags

Organizers & Liners

INDEX

LUGGAGE, ORGANIZERS & STORAGE COVERS SADDLEBAGS

NEW



Throw-over convenience for almost any ride!



MOMENTUM OUTRIDER THROW-OVER SADDLEBAGS

Rugged, purely utilitarian and loaded with ideal storage capabilities for virtually any bike or rider. A fully adjustable mounting belt offers throw-over convenience for easy installation and removal without requiring hardware or support brackets.

DIMS: 18" wide x 8" deep (10" expanded) x 11" tall (each bag)
 CUBIC INCHES: 1,584 per bag, Expanded: 1,980 per bag
 LITERS: 26 per bag (32 expanded)

FEATURES

- UV-rated weather-resistant 1200 denier textile material with removable rain covers
- No saddlebag supports or mounting brackets required
- Fully adjustable mounting belt to fit almost any motorcycle
- Angled design accommodates most stock taillights
- Mounts on top or under passenger seat with slant forward or backward
- Anti-scratch backs and heat resistant bottoms
- Includes mounting strap kit for extra security
- Forward-facing quick-stash pockets for smaller items or bottle storage
- 2" expansion panel with capacity to fit a half helmet
- Internal adjustable divider for organization



Ideal for commuters & weekend warriors!



FULL STRAP KIT FOR ADDED SECURITY



WORKS GREAT WITH..

Combine with Outrider Saddlebags with the Rambler for a setup that will keep you on the road for miles & miles! **PG 186**



FOR MULTI-FIT

Fits: Fits Over or Under Passenger Seat

5209 Outrider Throw-over Saddlebags (ea)

Note: Applications with larger turn signals mounted to fender struts may limit the number of mounting options. Depending on the specific mounting, these bags may limit access to passenger foot pegs. Allow 4" clearance from exhaust pipe.

NEW

WINDSHIELD BAGS LUGGAGE, ORGANIZERS & STORAGE COVERS

SADDLEBAG COOLER

Keep your favorite fluids or snacks frosty and at the ready on those hot summer rides. Easily holds up to a 12-pack of bottles or 18-pack of cans plus ice, and the sealed interior lining means moisture stays inside the cooler instead of your saddlebag.

- Dims: 17.5" long x 6" wide x 9" tall
- Made from durable 1200 denier polyester with a sealed TPU-coated nylon liner with high-density insulation
- Sized to fit virtually any OEM saddlebag
- Included bottle opener never leaves you hanging
- Wide zippered opening and side-mounted carrying handles for easy access
- Includes removable/adjustable shoulder strap
- Sold individually

FOR YAMAHA

Fits: 96-'13 Yamaha Royal Star/Venture

FOR KAWASAKI

Fits: 05-'08 Vulcan 1600 Nomad, '09-'18 Vulcan 1700 Voyager/Nomad

FOR GOLD WING*

Fits: '01-'17 GL1800 & F6B Models

5202 Saddlebag Cooler (ea)



5202

MUST-HAVE

Holds up to a 12-pack of bottles or 18-pack of cans!



5202

REMOVABLE SADDLEBAG LINERS

Handles plus a shoulder strap makes unloading and carrying luggage quick and easy.

- Dims: 23" slanted tip to tail, 10" tall x 6" wide

FOR YAMAHA

Fits: 96-'13 Yamaha Royal Star/Venture

FOR KAWASAKI

Fits: 05-'08 Vulcan 1600 Nomad, '09-'17 Vulcan 1700 Voyager/Nomad

FOR GOLD WING*

Fits: '01-'17 GL1800 & '13-'16 F6B Models

4170 Removable Saddlebag Liners (pr)



4170



4170

REMOVABLE TOUR-PAK® LINER

Handles plus a shoulder strap makes unloading and carrying luggage quick and easy.

- Dims: 21" wide x 15" deep x 8" tall

FOR YAMAHA

Fits: 96-'13 Yamaha Royal Venture

FOR KAWASAKI

Fits: '09-'17 Vulcan 1700 Voyager

FOR GOLD WING*

Fits: '01-'17 GL1800 (except F6B Models)

4177 Removable Tour trunk Liner (ea)



4177



4135

TRUNK LID ORGANIZER BAG FOR GOLD WING

Quick disconnect fasteners & handles make it easily portable.

Dims: 12" Tall x 22" Wide

FOR GOLD WING*

Fits: '01-'17 GL1800 Models (except F6B)

4135 Trunk Lid Organizer Bag (ea)



4135

LUGGAGE, ORGANIZERS & STORAGE COVERS

NEW

FEATURED BIKES

COLLECTIONS

FOR METRIC CRUISER

FOR GOLD WING

LUGGAGE ORGANIZERS & STORAGE COVERS

Xkursion

Roll Bags

Seat, Truck & Rack Bags

Saddlebags

Organizers & Liners

INDEX

LUGGAGE, ORGANIZERS & STORAGE COVERS ORGANIZERS & LINERS



LUGGAGE REMOVABLE BACKREST PAD

Mounts to Kuryakyn XKursion or Momentum seat/rack bags and features an ergonomic design to keep you rollin' in comfort. Premium UV-tested vinyl construction with padded foam core for shape retention and comfort. Hook-&-loop attachments offer a variety of mounting options on luggage or sissy bars.

FOR MULTI-FIT

Fits: Compatible With Most Kuryakyn Momentum and XKursion Luggage

5299 Luggage Removable Backrest Pad (ea)



PASSENGER POUCHES

Quick-detach system allowing you to take everything with you.


- Dims: 8-1/4" wide x 4-1/2" high x 3-3/4" deep
- Cubic inches: 90

FOR GOLD WING®

Fits: All '01-'17 GL1800 Models without Passenger Armrests (except F6B)

8936 Passenger Armrest Pouch, Chrome (ea)

Note: Mounts at antenna on right side



TIE-DOWN BRACKET/CABLE GUIDE

These handy brackets quickly and cleanly provide anchor points for securing luggage or other items to your motorcycle. Mounting hole accepts up to a 3/8" (or M10) screw.

FOR MULTI-FIT

Fits: Universal Applications as a Tie Down Bracket.

4179 Chrome (pr)

Note: Replaces H-D P/N 38623-68 as a Cable Guide.



PREMIUM LUGGAGE STRAP KIT

Includes (4) double snap hook straps, (2) single snap hook straps with pull-through loop, (2) hook-and-loop straps, and (2) hook-and-loop snap straps.

FOR MULTI-FIT

Fits: Universal for Kuryakyn and select XKursion luggage (p/n's 5292, 5293, 5294, 5295, & 5296)

5163 Premium Luggage Strap Kit, Black (kit)



REPLACEMENT LUGGAGE STRAPS

To replace lost or damaged Kuryakyn luggage straps.


FOR MULTI-FIT

Fits: Universal for Kuryakyn and XKursion luggage.

5297 Loop Strap, Black (ea)



5215 Double Snap Hook, Black (ea)



PRIMOSHIELD™ COVER

Lightweight, compact and water-resistant. Soft fabric liner prevents scratches, while heat-resistant bottom panels with elastic hem, reinforced grommets and shock cords ensure a snug fit.

FOR MULTI-FIT

Fits: Universal Fitment

4120 Primoshield™ Full Cover, Black (ea)

Note: There is not a cutout for antenna clearance.

REFERENCE GUIDE & INDEX



REPLACEMENT COMPONENTS	198
FITMENT CHART REFERENCE	200
INDEX	201
TERMS OF BUSINESS	208

REFERENCE REPLACEMENT COMPONENTS

ZOMBIE & WIDOW REPLACEMENT RUBBER PADS & COMPONENTS

- 7512 Replacement Rubbers for Mini Dagger Pegs (set)
 - 4474 Replacement Curb Feelers for Kuryakyn Widow & Zombie Pegs (set)
 - 4473 Replacement Skull Emblem for Kuryakyn P/N 4470 & 4471 (ea)
 - 1492 Zombie Medallions, 1" Diameter (pr)
Note: Replacement for Kuryakyn P/N's 1047, 1058, 1060, 7520, 7521, & 8606
-

STILETTO REPLACEMENT RUBBER PADS & COMPONENTS

- 4483 Domed End Caps for Stiletto Stirrups (pr)
 - 4488 Replacement Rubber Pads for Stiletto Brake Pad (set)
 - 4489 Domed End Caps for Stiletto Brake Pedal Pad (pr)
 - 4484 Domed End Caps for Stiletto Pegs (pr)
 - 4485 Replacement Rubber Pads for Stiletto Pegs (set)
 - 4487 Replacement Rubber Pads for Stiletto Shift Peg (set)
 - 4490 Replacement Curb Feelers (pr)
-



ISO® REPLACEMENT RUBBER PADS & COMPONENTS

- 8077 ISO-Stirrup Mount, 5/8" Female (ea)
- 8079 ISO-Stirrup Mount, Male (ea)
- 8082 Replacement Pads for 8027 & 8857 (set)
- 8732 Replacement Locking Pins and Screw Kit for p/n 4467 & 4466 (kit)
- 8011 Replacement Pads for ISO - Shift Peg (set)
Fits: Kuryakyn ISO- & Trident Shift Pegs
- 8081 Replacement Pads for 8029 & 4025 (set)
- 8083 Replacement Pads for 8044 (set)
- 8080 Replacement Pads for Stirrup Heel Rest (pr)
- 8078 Replacement Stirrup Arm (ea)
Fits: Kuryakyn ISO-Stirrups, Right or Left
- 4454 Replacement Pads for ISO-Wings (set)
- 8010 Replacement Pads for Large ISO-Pegs (set)
- 8066 Bolt for Large ISO-Peg, Dually ISO-Peg, & ISO-Wing (ea)
- 4468 Replacement Rubber Pads for SwingWing Pegs (set)
- 4447 Replacement Curb Feelers for Switchblade Pegs (pr)
- 4448 Replacement Rubber Pads for Switchblade Peg (set)
- 8023 Replacement Pads for Dually ISO-Pegs (set)
- 8009 Replacement Pads for Small ISO-Pegs (set)

TRIDENT ISO® REPLACEMENT RUBBER PADS & COMPONENTS

- 4338 For Large Trident ISO-Pegs (pr)
- 4390 For Trident Shift Peg (ea)
- 4391 For Longhorn Trident Shift Peg (ea)
- 4339 For Dually Trident ISO-Pegs (pr)
- 4345 For Small Trident ISO-Pegs (pr)

PREMIUM & RIBBED REPLACEMENT RUBBER PADS & COMPONENTS

- 4375 Replacement Ribbed Rubber Pads

PILOT REPLACEMENT RUBBER PADS

- 4434 For Mini Pilot Peg (set)
- 4433 For Pilot Brake Pedal Pad (set)
- 4431 For Pilot Pegs (set)
- 4432 For Pilot Stirrups or Shift Peg (set)

NEW

FEATURED BIKES

COLLECTIONS

FOR METRIC CRUISER

FOR GOLD WING

INDEX

REFERENCE METRIC CRUISER CHART

METRIC CRUISER PRODUCT REFERENCE CHARTS

The following reference should help you in finding the page number of a desired chart within the metric cruiser section of our catalog. Included in this list are any bike-specific fitment guide we have, as well as product reference and replacement charts. Additional references to specific parts or groups can be found in the part number to page number Reference (pgs. 638-644) and the Index (pgs. 645-655) sections.

LIGHTING	PG #
Two-Piece Fork Mount Fitments	31
Replacement Bulb Reference Guide	35
ACCESSORY MOUNTS	
Drink Holder Fitments	46
HANDLEBAR CONTROLS	
Grip Fitments	50
Mechanical Throttle Cruise Assist Fitments	56
Lever Fitments	51
Mirror Fitments	52
FOOT CONTROLS	
Footpeg Adapter Fitments	87
AIR CLEANERS	
Hypercharger™ Replacement Components	123





ALL NEW PRODUCTS ARE HIGHLIGHTED IN RED!

A

Accent Lighting	38, 154
Accessory Charger	43, 135
Accessory Fused Terminal	23
Accessory Mounts	40, 41, 42, 46, 132-137
Accessory Switches	23, 131
Adapters	
Adapter Studs	31
Foot Pegs	87-91, 140
Handlebar	46
Mirror	69
Turn Signal Light Plug	131, 154
Aero Head Marker Lights	150
Air Cleaner Accessories	123, 124
Air Cleaners	118-122
Air Deflectors	175
Air Filter Cleaning Kit	124
Alley Cat Air Cleaner	118
American Flags	116
Armrests	171
Audio	16-18
Axle Caps/Covers	102, 110

B

Backrest Mounts	126
Bad Boy Air Horns, Wolo	109, 153
Bahn	
Mirrors	67
Pegs	83
Battery Box Cover	160
Battery Gauge	43, 135
Belt Guard	110

Bike Covers	196
Bleeder Screw Covers	105
Bloodgroove Hypercharger	122
Bluetooth Audio Controller	16, 17
Bluetooth Lizard Lights	36
Bluetooth Speakers	16
Boards, Driver & Passenger	70-74, 80, 82, 83, 85
Bolt Covers	100, 108
Boomerang Frame Covers	110, 111, 160
Brake & Clutch Control Dress-up Kit	59, 60
Brake & Clutch Levers	61
Brake Bleeder Screw Cover	105
Brake Caliper Covers	103
Brake Flasher	131
Brake Master Cylinder Covers, Front + Rear	60, 105
Brake or Clutch Accessory Mount Kit	134
Brake Pedal Pad Cover	75, 76, 78, 144, 145
Brake Pedal Pads, Extended	78, 145
Brute Highway Peg Mounts	99
Bulbs	34, 35
Bullet Lights/Mounting kits	30, 31
Butterflies for Hypercharger	122

C

Cable Covers	106
Caliper Covers	103, 109
Cell Phone Mounts & Holders	40-42, 132, 133
Chargers	43, 135
Choke Knob Cover	106
Cigarette Lighter	43, 135
Clamps	18, 100

NEW

FEATURED BIKES

COLLECTIONS

FOR METRIC CRUISER

FOR GOLD WING

INDEX

Clevises	99, 148
Clutch & Brake Levers	61
Clutch Cable Adjuster Cover	106
Control Covers	59, 60
Covers, Motorcycle	196
Crampbuster	54, 55, 139
Cruise Assists	55, 56
Cruise Pegs & Mounts	92-100, 146-149
Cup Holders	44, 45, 136, 137
Curved License Plate Frames	113-115
Curved Side Mount License Plate Mounts	113

D

Dash Top Trim	159
Deep Dish Bezels	33
Diode Kit	23
Dragon Wings	175
Drink Holders, Driver	44, 45, 136, 137
Drink Holders, Passenger	45, 137
Driver Backrests	126
Driver Floorboard Kit	83, 143
Driver Peg Mounts	161
Driving Lights	21
Drop Mounts	142

E

EFI Tuners	124
Electrical Power Point	43
End Caps for Grips	56, 57
Engine Chrome	107
Engine Guard Mounted Lights	21
Engine Guards (Ergo)	94
Ergo Cruise Mounts (I, II, III)	93, 146-148
Ergo Guards	94
Exhaust Extensions	168, 169
Extensions- Footrests	91

F

Fairing Accents	154-157
Fairing Light (II, III)	154-157, 161
Fairing Trim	154-157
Fairing, Outer	155
Fairing Vent Accent	154-157
Fender Accents	104, 109, 150, 152
Fender Extensions	152
Fender Tips/Accents	104, 150, 152, 169
Flags/ Flag Mounts	116, 176
Flame/Flamin'	
Floorboard Covers	80, 85
Footpegs	85, 141
Grips	49, 50-53
Flash Brake Controllers, Pulsating	23, 131
Floorboard Covers	80, 85
Floorboard Mounted Cruise Pegs	95
Floorboards	80, 83
Fog Lights (Passing Lamps)	21
Footpeg Adapters	87-91
Footpeg Extensions	91
Footpegs	72-76, 81-86, 140-149
Footrest Extensions & Relocators	91
Fork Braces	153
Fork Protector Cover	103
Fork Mounts/Clamps	31
Frame Covers	111, 112
Fuel Injection Tuning	124

G

Gadget Holders	40-42, 132-134
Gas Tank Door Trim	158
Gas Tank Trim	158, 159
Glove Box Accents	158, 159

Glove Box Cubby	159
GPS Mounts & Holders	40-42, 132, 134
Grips & Grip Accessories	48-57, 138, 139
Grill	155
H	
Halogen Bulbs	34, 130
Handlebar Accents	102, 158
Handlebar Accessory Mounting Systems	40-46, 132-137
Handlebar Clamps/Mounts	18, 41, 42, 46
Handlebar Control Covers	59, 60
Handlebar Device Holders & Mounts	40-46, 132-137
Handlebar Electrical Power Point	43, 135
Handlebar Master Cylinder Cover	60, 158
Handlebar Speakers	16, 17
Handlebar Risers	139
Headlamp Bulbs	34, 130
Headlamps (Halogen)	34, 130
Headlamps (L.E.D.)	20
Headlight Outer Trim	154
Headlight Visor	102
Heavy Industry	
Footpegs	73, 140
Mirrors / Stems	63, 65, 70
Switchblades	73
Heel Boss	82, 144
Heel Shift Extension	80, 145
Heelrests (Stirrups)	76, 85, 86
Heel-Toe Shifter	80, 83, 145
Helmet Lock	112
Highway Bars, Mustache	94
Highway Boards	72-74, 146-148
Highway Pegs	92-100, 146-149
Hitches	
Horns	109, 153

Hot Spots/Hot Sleeves/Kool Kaps	100, 108
Hypercharger Air Cleaners	120-123
Trap Doors/Butterflies	122, 123

I

Infinity Products	168
Inner Fairing Accents	159
Intakes, Air	118-123
iPhone Mounts	40-43, 132-134
ISO Products	
Boards	80, 148
Brake Pedal Cover	78, 79, 144
Brake Pedal Pad	78, 79, 144
Grips	49, 50-53, 138, 139
Pegs	75, 76, 140, 141, 146-149
Throttle Boss	54, 55, 139

K

K & N Filter Care Kit	124
Kellermann	26, 27, 28, 29
Kellermann Adaptors	29
Kickstand	145
Kickstand Extension	98, 112, 145
Kinetic	
Footpegs	74, 140
Grips	48.50-53
Mini Boards	74, 140, 142
Throttle Boss	54
Kool Kaps, Fastener Covers	100, 108

L

L.E.D. Battery Gauge	43, 135
L.E.D. Bulbs	34, 35, 130
L.E.D. Bullet Lights	26, 27, 30
L.E.D. Grill	155
L.E.D. Headlamps	20
L.E.D. License Plate Bolt Lights	116

NEW

FEATURED BIKES

COLLECTIONS

FOR METRIC CRUISER

FOR GOLD WING

INDEX

Wanderer Touring Seat Bag	192
Motorcycle Covers	196
Mud Flap	152
Muffler Extensions / Tips	168, 169
Mustache Highway Bars	94
N	
Neck Covers	102
O	
Offset Highway Pegs	95-100, 149
Offset Mounts	95-100, 149
Organizers, Lid	195
P	
Padded Bar Covers	171
Passenger Armrest	171
Passenger Armrest Trim	164
Passenger Backrests	126
Passenger Boards	72-74, 76, 80, 82, 83, 143
Passenger Cruise Pegs	92, 149
Passenger Drink Holder	45, 137
Passenger Floorboard Cover	161
Passenger Pegs & Mounts	72-76, 80-86,
Passenger Pouches	175
Passing Lamp Harnesses	23
Passing Lamps	21
P-Clamps	31
Peg Adapters	87-93, 140
Peg Mounts	91-100, 149
Pegs	
Flamin'	85, 141
ISO	75, 76, 77, 140, 141
Kinetic	74, 140
Mini Dagger	84, 141
Pilot	86, 141
Stiletto	84, 141

SweptWing	75, 141
Swingwing	76, 141
Switchblade	76, 141
Trident	81, 140
Widow	86, 141
Zombie	84, 141
Petcock cover	106
Pet Palace	193
Phantom	
Bar End Mirrors	63, 64, 66
Covers	111
Mirrors	63, 64, 66
Phase 7	20
Phone Charger	43, 135
Phone Mount	40-42, 132-134
Pivot Bolt Covers	107, 160
Plug-N-Play Sissy Bar Mount	126
Plug and Go Driver Backrest	170
Pouch, Passenger	171
Power Point Charger	43, 135
Power Source	43, 135
Premium	
Floorboards	78-80, 82-85, 140
Mini Boards	82, 140, 142
Pro-R Hypercharger	120
Pulsating Brake Modules	23, 131
Q	
Quick Clamps	100
R	
Racks, Luggage	127
Radiator Grills	157
Razor Eyes Turn Signals	24
Rear Axle Covers	102, 111
Rear Master Cylinder Covers	105
Receptacle Kits	128, 173

NEW

FEATURED BIKES

COLLECTIONS

FOR METRIC CRUISER

FOR GOLD WING

INDEX

Reflector Covers	103
Relay Kits	23, 174
Remote Control for Lizard Lights	36
Replacement K&N Air Filters	124
Reservoir Cover	60
Retractable Passenger Pegs	143
Revolution Driver backrest	170
Ring Of Fire	151, 163
Right Angle Peg Mounts	98, 149
Riot	
Footpegs	72, 140
Grips	49, 50-53
Heat Shield	108
Mini Boards	72, 140
Road Thunder Audio Controller	17, 18
Road Thunder Sound Bar	16
Road Thunder Speakers	17
Rotor Cover	151
Run-Turn-Brake Controllers	22

S

Saddlebag Accents	162
Saddlebag Liners	195, 196, 175
Saddlebag Scuff Protector	162, 163
Saddlebag Side Swoops	162
Shaft Drive Cover	111
Shark Gills	157
Shark Tooth	150
Shark Skins	157
Shift Pegs	78, 79
Signal Lenses	33
Silver Bullet Lights	30
Silver Bullet Mounts & Components	31, 34, 35
Sissy Bars/Mounts	126
Skeleton Hand Mirrors	63, 67
Skeleton Hand Turn Signals	25

Skinni Mini L.E.D. Strip Lights	38
Smoke Lenses	33
Soundbar	16
Speaker Accents	158
Speaker Grills	159
Speakers	16, 17
Spear	
Grips	49, 50-53
Footpegs	74, 140
Mini Boards	74, 140
Speedometer Visor	74
Splined Peg/Floorboard Adapters	74, 140
Spoiler (L.E.D.)	164, 168
LED Spoiler Run-Turn-Brake Conversion	168
Spoke Accents	152
Spot Lamps & Driving Lights	21, 130
Stiletto Peg	84, 141
Stinger Trap Door (Hyper)	123
Stirrups (Heelrests)	76, 85, 86
Super Lizard Lights	36-38
Swept Wing Peg	75, 141
Swingarm Accents	109
Swingarm Covers	109, 112
Swingarm Pivot Covers	110
Switch Blade Peg	76, 141
Switch Housing Covers	59, 60

T

Taillight Bulbs	34, 35
Taillight Visors/Covers	165
Taillights	24, 164, 165
Tapered Peg Adaptors	87-90
Tappet Block Accents/Covers	106
Teardrop Mirrors	63, 65
Tech-Connect	

Build-Your-Own	41, 42, 133, 134		
Complete Kits	40, 132		
Thresher			
Grips	48, 50-53		
Pegs	72, 140		
Throttle Assist	55, 56		
Throttle Boss	54, 55, 139		
Timing Covers	107, 153		
Toe Rest Cruise Pegs	96		
Tombstone Taillights	24		
Top Dash Accents	159		
Torpedo Lights	25		
Tour-Pak Liners	195, 175		
Tour -tech Cruise Mounts	96		
Trailer Ball Cover	128, 173		
Trailer Hitch Rack	128, 173		
Trailer Hitches	174		
Trailer Wiring Harness	128, 174		
Transformer Backrest	126		
Transformer Floorboards	143		
Transformer Grips	48, 50-53		
Transmission Cover	106, 160		
Trap Doors for Hypercharger	122, 123		
Travel Bags & Accessories	178-196		
Travel Mug	44, 45, 136, 137		
Trident Brake Pedal Arm	82, 144		
Triple Tree Cover	102		
Triple Whammy	22		
Trunk Lights	164, 165		
Trunk Latch/Key Hole Trim	164		
Trunk Lid Organizer	175		
Turn Signals	24, 25, 26, 27, 28, 30		
		U	
		Universal Drink Holders	44, 45
		Universal Helmet Lock	112
		USB Power Source	43
		V	
		Valve Covers	107, 160
		Velociraptor Air Cleaner	119
		Vent Accents	154-157
		Visors, Headlight	102
		Volt Meter	43
		W	
		Widow Axle Caps	102
		Wind Deflectors	175
		Windshield Trim	154
		Wire Wrap/Loom (Round-It)	22
		Wiring Harness	
		Driving Lights Relay Kit	23
		Multi Plug N' Play	131
		Rear Accessory	131
		Trailer	128, 174
		Wolo Bad Boy Air Horn Kit	109, 153
		X	
		Xkursion Luggage	178-183
		Arsenal Bag XW	180
		Co-Pilot Tank Bag XT	179
		Cube XS	183
		Dispatch Bag XB	181
		Fast Lane Saddlebags XB	182
		Z	
		Zombie	
		Footpegs	84, 141
		Levers	61
		Mirrors	63, 67

NEW

FEATURED BIKES

COLLECTIONS

FOR METRIC CRUISER

FOR GOLD WING

INDEX