


Lockable Conduit Box Kit



Carrying stall safely secures tubing or pipe to your rack. Made of heavy gauge power coated steel. Includes complete mounting bracket kit. Use with our load dividers or when boxes are used in pairs, cargo can be locked to prevent theft.




31000 Conduit Box Kit

Extra Cross Bar Pro II, III & IV



Provides additional support points anywhere you need them. Removes quickly for bed access or taller loads.



31110	2" Steel Black - Pro II
31600	1.625" Steel Black - Pro III
31690	2" Aluminum Silver - Pro IV

Emergency Light Mount*



Mounts emergency flasher to any location on side rails.

31170 Emergency Light Mount Bracket

Load Dividers*




Clamps to cross bar tubes to control cargo movement. Use separately or with conduit box.

31020 Load Dividers (Pair)

Window Guard for #10000, #01040 & #80000

Protects rear cab window while adding support to both the racks and the truck bed. For all Pro II racks. Powder coated 16 gauge cold rolled steel.

Additional brackets required (#31080C) for use with #01040 Leg Kit or Pro III #80000.



31080 Pro II Steel Full Size

Lockable Quick Clamp Ladder Holder



31730 Lockable Quick Clamp Ladder Holder

Mount Kit for Ram Box



31740 Mount Kit for Ram Box

Front Bar Wind Deflector*

All truck racks make some wind noise when air rushes around the front U bar. This clamp-on deflector can be adjusted to significantly reduce noise.



31570 Front Bar Wind Deflector

Bed Support F/S Truck



These adjustable struts (sold in sets of two) transfer much of the rack load from the bedrail to the floor of your truck. Use in front only. For heavy loads.

31040 Bed Support Full-Sized Truck

Cargo Buckle Tie Downs*



These bolt-on retractable ratchet straps allow quick and easy tie down of items on top of the rack. Bushing kit included.

31490 Cargo Buckle Tie Downs (Set of 2)

6" Taller Leg Kit for Camper Shell Rack

These extended camper shell legs (set of four) are 6" longer than standard to provide extra clearance for high-rise camper shells.



31530	Works with #0111-0
31540	Works with #0113-0
31650	Works with #80030

Water Jug Mount*



Mounts Igloo™ style water barrel to leg of any Pro II pick up rack.



31160 Water Jug Mount

Utility Hook




Side mount hook holds coiled materials within each reach of ground.

31150 Utility Hook

Standard Full Length Bed Rails for Pro II & III

These accessory bed rail type mounts distribute the rack load, protect your pickup bed sides and provide a strong base for mounting a tool box.



31270	Pro II & III - 72" Bed
31280	Pro II & III - 78" Bed
31300	Pro II & III - 96" Bed

Important!

Unless otherwise noted with a **red ***, all accessories listed on this page are steel and will only fit 2" dia. Pro II and IV. Parts with the **red *** will fit Pro III, but bushing part #31700 is required.