

**iBEAM**[®]
VEHICLE SAFETY SYSTEMS



**VEHICLE
SAFETY
SOLUTIONS**

2019 PRODUCT LINE

Metra[®]
THE INSTALLER'S CHOICE



SURROUNDED BY SAFETY FEATURES

VEHICLE SAFETY IS OUR PRIORITY

The iBEAM goal is to bring innovation and value to every product in the revolutionary line of Vehicle Safety Systems. iBEAM products feature high levels of engineering with the installer in mind, while using only the finest materials available. This combination provides maximum performance in all price ranges.

LOCATE SAFETY PRODUCTS

CAMERAS	3-18
MIRRORS, MONITORS & DASH CAMS.....	19-24
ADAS.....	25-30
COMMERCIAL	31-36
VEHICLE SPECIFIC KITS	37-39
CAMERA FEATURES	40-43
MIRROR APPLICATIONS	44-52
MERCHANDISE.....	53
TERMS & CONDITIONS.....	54

PRODUCT INFORMATION

NEW iBEAM introduces a new product



NEW & IMPROVED iBEAM improves existing product



TECHNICAL GLOSSARY

LUX RATING

The minimum of light required for a camera to produce an image of viewable quality. The smaller the number, the less light needed.

IP RATING

International Protection Rating or Ingress Protection Rating. This rating usually consists of the letters IP followed by two numbers and occasionally a letter. First number defines the level of protection against solid hazardous and foreign objects. This is most commonly used for dust, 6 being dust tight. Second number define the protection against liquids. This rating is testing against different levels of liquid from jets of water to full immersion and ranges from 0-9

FIELD OF VIEW

This defines the extent of the view a camera can see at any given moment. This can be measured in vertical, horizontal and diagonal degrees, diagonal being the most commonly used.

TV LINES

The amount of vertical lines used by the camera to produce an image.

FRAME RATE

The amount of frames of visual scenes per second processed by a camera. This can be measured in hertz (Hz) or frames per second (fps). The higher the number, the less lag there is in the visual from a camera.

NTSC VS PAL

Two different formats of broadcasting signal. PAL usually has a lower frame rate but allows for higher number of TV lines where NTSC has a higher frame rate but uses less TV lines.

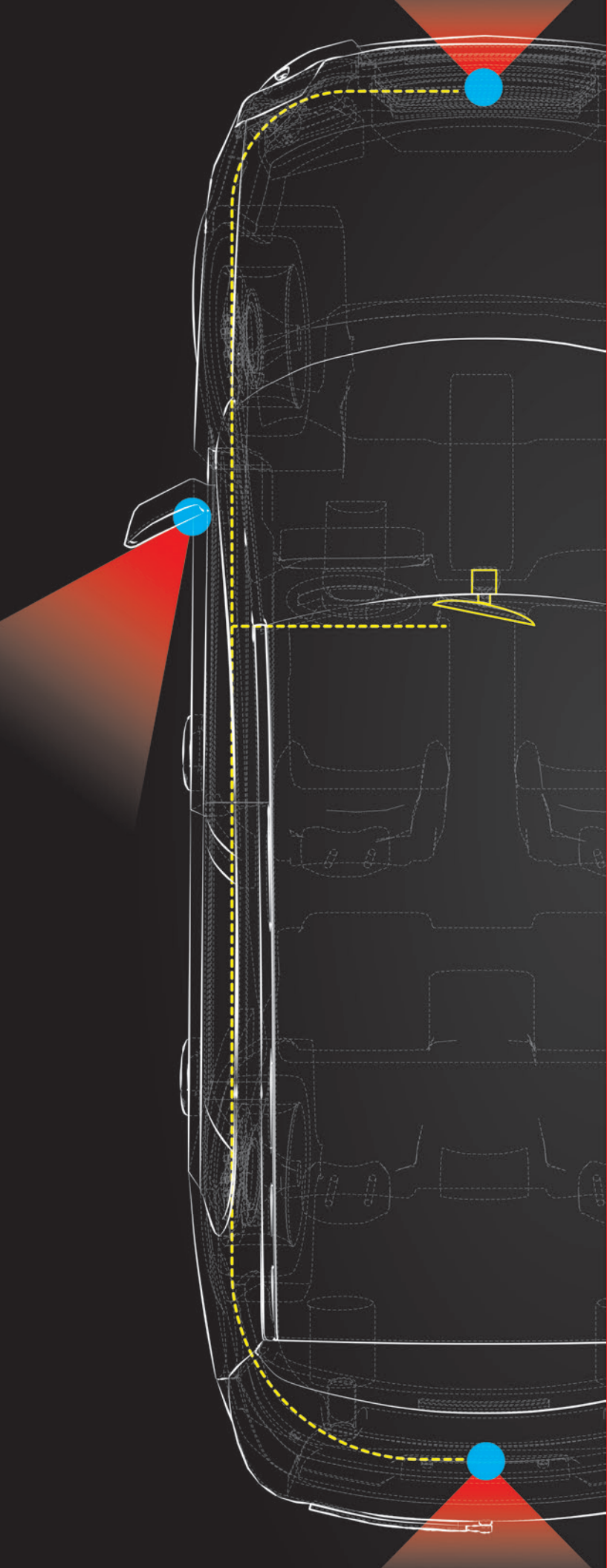
DEFEATABLE PARKING LINE

A camera with defeatable parking lines gives the user the ability to turn the parking lines on or off at the camera. This is usually done by cutting or connecting a loop within the wiring of the camera.

TRAJECTORY LINES - ACTIVE PARKING LINES

These are parking lines that have the ability to move with the motion of the camera. There are sensors located in the camera that allow this function to happen. If the camera is not in motion the lines will set back to the center.





 **iBEAM**[®]
VEHICLE SAFETY SYSTEMS

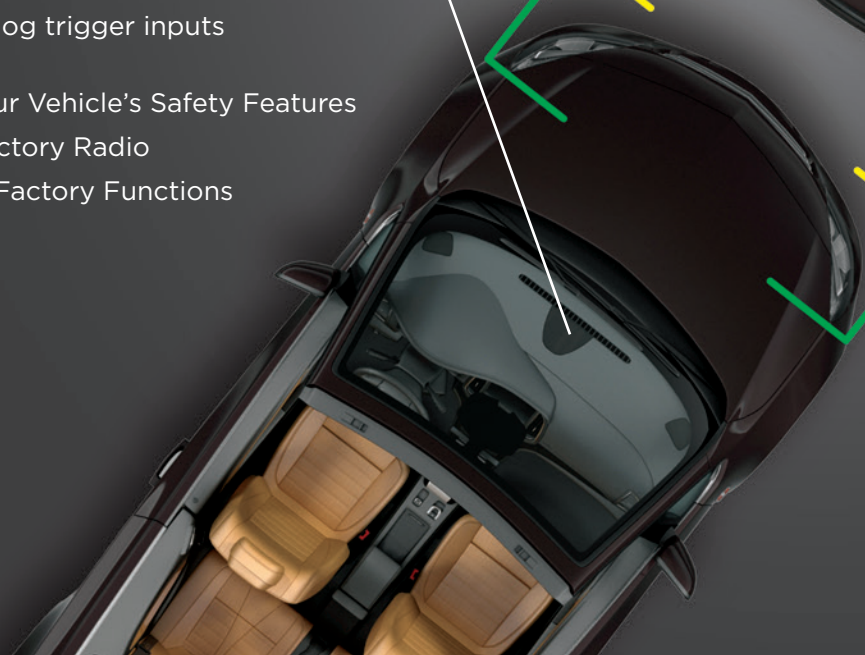
CAMERAS

AX-ADDCAM

ADD-ON CAMERA

INTERFACE

ADD MULTIPLE CAMERAS WHILE RETAINING
THE FACTORY DISPLAY



AX-ADDCAM

- 4 Video inputs
- Programmable 12-volt switched output
- Vehicle Speed Sense input & output
- Multiple analog trigger inputs

UPGRADE Your Vehicle's Safety Features

KEEP Your Factory Radio

RETAIN Your Factory Functions

TE-SBC SMALL BULLET CAMERA

- Includes flush mount kit with hole saw

WIRE LENGTHS

Extension Cable: 6.1M/20FT

Camera Cable: .91M/3FT



CONNECTION FROM
CAMERA TO EXTENSION



FLUSH
MOUNT



170°
VIEWING
ANGLE



IP67
RATED



SURFACE
MOUNT



FRONT/
REAR
MOUNTING



LINES
ON/OFF

TE-SSA SMALL SQUARE CAMERA

WIRE LENGTHS

Extension Cable: 6.1M/20FT

Camera Cable: .91M/3FT



CONNECTION FROM
CAMERA TO EXTENSION



SURFACE
MOUNT



40°
FIXED
ANGLE



170°
VIEWING
ANGLE



IP67
RATED



FRONT/
REAR
MOUNTING



LINES
ON/OFF

TE-SSC SMALL SQUARE CAMERA

WIRE LENGTHS

Extension Cable: 6.1M/20FT

Camera Cable: .91M/3FT



CONNECTION FROM
CAMERA TO EXTENSION



SURFACE
MOUNT



170°
VIEWING
ANGLE



IP67
RATED



FRONT/
REAR
MOUNTING



LINES
ON/OFF

TE-SRBC SMALL RUBBER HOUSING CAMERA

- Can be mounted up, down or sideways

WIRE LENGTHS

Extension Cable: 6.1M/20FT

Camera Cable: .91M/3FT



CONNECTION FROM
CAMERA TO EXTENSION



SURFACE
MOUNT



45°
FIXED
ANGLE



170°
VIEWING
ANGLE



IP67
RATED



FRONT/
REAR
MOUNTING



SIDE
MOUNTING



LINES
ON/OFF

4 CAMERAS

FRONT + REAR + SIDE

TE-CSC CHROME SNAP-IN CAMERA

- Use under a lip or under side view mirrors
- 22.2mm hole saw included

WIRE LENGTHS

Extension Cable: 6.7M/22FT

Camera Cable: .61M/2FT



CONNECTION FROM
CAMERA TO EXTENSION



FIXED
ANGLE



VIEWING
ANGLE



IP67
RATED



FRONT/
REAR
MOUNTING



SIDE
MOUNTING



LINES
ON/OFF

TE-BSC BLACK SNAP-IN CAMERA

- Use under a lip or under side view mirrors
- 22.2mm hole saw included

WIRE LENGTHS

Extension Cable: 6.7M/22FT

Camera Cable: .61M/2FT



CONNECTION FROM
CAMERA TO EXTENSION



FIXED
ANGLE



VIEWING
ANGLE



IP67
RATED



FRONT/
REAR
MOUNTING



SIDE
MOUNTING



LINES
ON/OFF

TE-RSC EYEBALL STYLE CAMERA

- Use under a lip or under side view mirrors
- Camera is 1" in diameter

WIRE LENGTHS

Extension Cable: 6.1M/20FT

Camera Cable: .91M/3FT



CONNECTION FROM
CAMERA TO EXTENSION



VIEWING
ANGLE



IP68
RATED



FRONT/
REAR
MOUNTING



SIDE
MOUNTING



LINES
ON/OFF

TE-RRSC SMALL EYEBALL STYLE CAMERA

- Use under a lip or under side view mirrors
- 0.75" in diameter - smaller than the TE-RSC!

WIRE LENGTHS

Extension Cable: 6.1M/20FT

Camera Cable: .91M/3FT



CONNECTION FROM
CAMERA TO EXTENSION



VIEWING
ANGLE



IP67
RATED



FRONT/
REAR
MOUNTING



SIDE
MOUNTING



LINES
ON/OFF

TE-BPLTC BEHIND LICENSE PLATE CAMERA + NIGHT VISION

- Active parking lines move when vehicle is turning in reverse to help avoid objects
- Parking lines automatically straighten when vehicle is no longer turning in reverse
- 4 LEDs provide more light than IR LEDs at night (LEDs come on when camera has power)



PLATE MOUNT



170°
VIEWING ANGLE



IP68 RATED




NIGHT VISION



ACTIVE LINES



REAR MOUNTING



WIRE LENGTHS

Extension Cable: 6.1M/20FT

Camera Cable: .91M/3FT



CONNECTION FROM CAMERA TO EXTENSION

TE-BPTC BEHIND LICENSE PLATE CAMERA

- Active parking lines move when vehicle is turning in reverse to help avoid objects
- Parking lines automatically straighten when vehicle is no longer turning in reverse



PLATE MOUNT



170°
VIEWING ANGLE



IP68 RATED



ACTIVE LINES



REAR MOUNTING



WIRE LENGTHS

Extension Cable: 6.1M/20FT

Camera Cable: .91M/3FT



CONNECTION FROM CAMERA TO EXTENSION

TE-LEDTSSC SMALL SQUARE CAMERA + LEDs WITH ACTIVE PARKING LINES

- Active parking lines move when vehicle is turning while in reverse to help avoid objects
- Parking lines automatically straighten when vehicle is no longer turning in reverse
- 4 LEDs provide more light than IR LEDs at night (LEDs come on when camera has power)



SURFACE MOUNT



170°
VIEWING ANGLE



IP68 RATED



NIGHT VISION



ACTIVE LINES



REAR MOUNTING



WIRE LENGTHS

Extension Cable: 6.1M/20FT

Camera Cable: .91M/3FT



CONNECTION FROM CAMERA TO EXTENSION

TE-TSSC SMALL SQUARE CAMERA WITH ACTIVE PARKING LINES

- Active parking lines move when vehicle is turning while in reverse to help avoid objects
- Parking lines automatically straighten when vehicle is no longer turning in reverse



SURFACE MOUNT



170°
VIEWING ANGLE



IP68 RATED



ACTIVE LINES



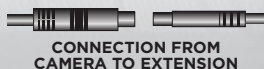
REAR MOUNTING



WIRE LENGTHS

Extension Cable: 6.1M/20FT

Camera Cable: .91M/3FT



CONNECTION FROM CAMERA TO EXTENSION

6 **BACKUP CAMERAS**

FIXED ANGLE MOUNT

TE-LPBC **SMALL SQUARE CAMERA**

- High quality black metal housing
- Non-defeatable fixed parking lines

WIRE LENGTHS

Extension Cable: 6.7M/22FT

Camera Cable: .61M/2FT



CONNECTION FROM
CAMERA TO EXTENSION



FIXED
ANGLE



170°
VIEWING
ANGLE



IP67
RATED



REAR
MOUNTING

TE-LPCC **CHROME SMALL SQUARE CAMERA**

- High quality chrome metal housing
- Non-defeatable fixed parking lines

WIRE LENGTHS

Extension Cable: 6.7M/22FT

Camera Cable: .61M/2FT



CONNECTION FROM
CAMERA TO EXTENSION



FIXED
ANGLE



170°
VIEWING
ANGLE



IP67
RATED



REAR
MOUNTING

TE-LPGC **GLOSS BLACK SMALL SQUARE CAMERA**

- High quality gloss black metal housing
- Non-defeatable fixed parking lines

WIRE LENGTHS

Extension Cable: 6.7M/22FT

Camera Cable: .61M/2FT



CONNECTION FROM
CAMERA TO EXTENSION



FIXED
ANGLE



170°
VIEWING
ANGLE



IP67
RATED



REAR
MOUNTING

TE-180 COLLISION AVOIDANCE CAMERA

- Multi-view & multi-angle camera can change perspective or display multiple perspectives with the press of a button
- Switch to mirrored view with guide lines for back-up situations
- Wired switch for convenient operation



TE-180 CAMERA VIEWS FRONT OR REAR FACING



WIRE LENGTHS

Extension Cable: 6.1M/20FT

Camera Cable: 1.5M/5FT



TE-BPC ABOVE LICENSE PLATE CAMERA

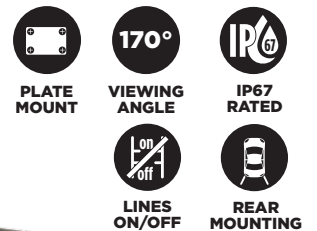
- Mounts to top bolts of license plate



WIRE LENGTHS

Extension Cable: 6.1M/20FT

Camera Cable: .91M/3FT



TE-BFC BUTTERFLY MOUNT BACKUP CAMERA

- High quality metal butterfly housing camera
- Non-defeatable fixed parking lines



WIRE LENGTHS

Extension Cable: 6.7M/22FT

Camera Cable: .61M/2FT



TE-FLC FLUSH MOUNT CAMERA

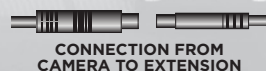
- High quality metal housing camera
- Non-defeatable fixed parking lines
- Hole saw included



WIRE LENGTHS

Extension Cable: 6.7M/22FT


Camera Cable: .61M/2FT



TE-BPCIR**BEHIND LICENSE PLATE
CAMERA + NIGHT VISION**

- Mounts behind the license plate
- Camera hovers over the license plate
- IR LED for better vision at night

WIRE LENGTHS

Extension Cable: 6.1M/20FT**Camera Cable:** .91M/3FTCONNECTION FROM
CAMERA TO EXTENSIONNIGHT
VISIONLINES
ON/OFFIP67
RATEDPLATE
MOUNT170°
VIEWING
ANGLEREAR
MOUNTING**TE-THC****THROUGH-HOLE CAMERA + LEDs**

- IR LEDs for night vision
- Diameter 1.25", length 1.5", hole size 1"

WIRE LENGTHS

Extension Cable: 6.1M/20FT**Camera Cable:** .91M/3FTCONNECTION FROM
CAMERA TO EXTENSIONFLUSH
MOUNT120°
VIEWING
ANGLEIP68
RATEDNIGHT
VISIONLINES
ON/OFFREAR
MOUNTING**TE-CLED****SURFACE MOUNT
CAMERA + LEDs**

- Two 1/3 watt LEDs providing illumination for camera
- Bendable camera mount allows adjustment to the desired angle

WIRE LENGTHS

Extension Cable: 6.7M/22FT**Camera Cable:** .61M/2FTCONNECTION FROM
CAMERA TO EXTENSIONSURFACE
MOUNT170°
VIEWING
ANGLEIP67
RATEDNIGHT
VISIONLINES
ON/OFFREAR
MOUNTING**TE-SSIR****SMALL SQUARE CAMERA + LEDs**

- 4 IR LEDs to help see at night
- Surface mount design allows camera to pivot 130 degrees

WIRE LENGTHS

Extension Cable: 6.1M/20FT**Camera Cable:** .91M/3FTCONNECTION FROM
CAMERA TO EXTENSIONSURFACE
MOUNT170°
VIEWING
ANGLEIP67
RATEDNIGHT
VISIONLINES
ON/OFFREAR
MOUNTING

TE-MICM MICRO CAMERA LIP MOUNT NEW

- 8mm threaded bolt for mounting
- 18.7mm high camera housing
- 90° mounting options, can be mounted vertical or horizontal
- 1/4 CMD sensor for cleared image quality in both bright and low light

WIRE LENGTHS

Extension Cable: 7.9M/26FT

Camera Cable: 1.8M/6FT



- FIXED ANGLE
- 175° VIEWING ANGLE
- IP68 RATED
- FRONT/ REAR MOUNTING
- LINES ON/OFF
- SIDE MOUNTING

TE-MIIRW (WHITE) TE-MIIRB (BLACK) MICRO CAMERA LIP MOUNT NEW + IR

- 8mm threaded bolt for mounting
- 18.7mm high camera housing
- 90° mounting options, can be mounted vertical or horizontal
- 4 IR LEDS for night viewing
- 1/4 CMD sensor for cleared image quality in both bright and low light

WIRE LENGTHS

Extension Cable: 7.9M/26FT

Camera Cable: 1.8M/6FT



- FIXED ANGLE
- 175° VIEWING ANGLE
- IP68 RATED
- FRONT/ REAR MOUNTING
- LINES ON/OFF
- SIDE MOUNTING

TE-MIFM MICRO CAMERA FLUSH MOUNT NEW

- Dimensions: 15mm(L) X 12.55mm(Diameter)
- Minimum 0.1 LUX
- 1/4 CMD sensor for cleared image quality in both bright and low light

WIRE LENGTHS

Extension Cable: 7.9M/26FT

Camera Cable: 1.8M/6FT



- PLATE MOUNT
- FLUSH MOUNT
- 175° VIEWING ANGLE
- LINES ON/OFF
- IP68 RATED
- FRONT/ REAR MOUNTING



10 **BACKUP CAMERAS**

TAILGATE HANDLE

TAILGATE HANDLE CAMERAS

The iBeam tailgate backup cameras provide vehicle specific kits for the most popular trucks. Factory style tailgate latch kits feature cameras that are mounted within the bezel of the tailgate latch handle for a factory look.

TE-GMTC (FACTORY BLACK TEXTURE)

TE-GMCH (FACTORY CHROME FINISH)

GM CHROME TAILGATE HANDLE CAMERA

- Replaces OEM handle
- Resolution: 400TV lines
- Field of view: Diagonal 168, Horizontal 136, Vertical 100
- Min. Illumination: 0.1 LUX

FITS:

2015-UP* CHEVROLET COLORADO

2014-2017 GMC SIERRA/
CHEVROLET SILVERADO

WIRE LENGTHS

Extension Cable: 7.9M/26FT

Camera Cable: .61M/2FT



168°

VIEWING
ANGLE

IP69

IP69
RATED

ON/OFF

LINES
ON/OFF

REAR
MOUNTING

TE-GTGC (FACTORY BLACK TEXTURE)

TE-GTGCC (FACTORY CHROME FINISH)

CHEVROLET/GMC TAILGATE HANDLE CAMERA

- Replaces OEM handle
- Resolution: 400TV lines
- Field of view: Diagonal 168, Horizontal 136, Vertical 100
- Min. Illumination: 0.1 LUX

FITS:

2007-2013 GMC SIERRA/CHEVROLET
SILVERADO 1500/2500/3500

2007-2014 GMC SIERRA/CHEVROLET
SILVERADO 2500/3500

WIRE LENGTHS

Extension Cable: 7.9M/26FT

Camera Cable: .61M/2FT



168°

VIEWING
ANGLE

IP69

IP69
RATED

ON/OFF

LINES
ON/OFF

REAR
MOUNTING

TE-GMSH CHEVROLET TAILGATE HANDLE CAMERA



- Replaces OEM handle
- Resolution: 400TV lines
- Field of view: Diagonal 168, Horizontal 136, Vertical 100
- Min. Illumination: 0.1 LUX

FITS: 1999-2006 CHEVROLET SILVERADO/GMC SIERRA

WIRE LENGTHS

Extension Cable: 7.9M/26FT

Camera Cable: .61M/2FT



TE-DGH (FACTORY BLACK TEXTURE) TE-DGHC (FACTORY CHROME FINISH) RAM TAILGATE HANDLE CAMERA

- Replaces OEM handle
- Resolution: 400TV lines
- Field of view: Diagonal 168, Horizontal 136, Vertical 100
- Min. Illumination: 0.1 LUX

FITS: 2009-2016 RAM TRUCK

WIRE LENGTHS

Extension Cable: 7.9M/26FT

Camera Cable: .61M/2FT



TE-RMH DODGE RAM TAILGATE HANDLE CAMERA



- Replaces OEM handle
- Resolution: 400TV lines
- Field of view: Diagonal 168, Horizontal 136, Vertical 100
- Min. Illumination: 0.1 LUX

FITS: 2002-2008 DODGE RAM TRUCK

WIRE LENGTHS

Extension Cable: 7.9M/26FT

Camera Cable: .61M/2FT



12 **BACKUP CAMERAS**

TAILGATE HANDLE

TE-FDH (FACTORY BLACK TEXTURE)
TE-FDHC (FACTORY CHROME FINISH)
**FORD TAILGATE
HANDLE CAMERA**

- Replaces OEM handle
- Resolution: 400TV lines
- Field of view: Diagonal 168,
Horizontal 136, Vertical 100
- Min. Illumination: 0.1 LUX

FITS: 2015-UP* FORD F-150

WIRE LENGTHS

Extension Cable: 7.9M/26FT

Camera Cable: .61M/2FT



168°
VIEWING
ANGLE

IP69
RATED

**Lines
On/Off**

**REAR
MOUNTING**

TE-FTGC (FACTORY BLACK TEXTURE)
TE-FCTGC (FACTORY CHROME FINISH)
**FORD TAILGATE
HANDLE CAMERA**

- Replaces OEM handle
- Resolution: 400TV lines
- Field of view: Diagonal 168,
Horizontal 136, Vertical 100
- Min. Illumination: 0.1 LUX

FITS:

2004-2014 FORD F-150 (Excludes Heritage models)

2008-2015 FORD SUPERDUTY F-250/F-550

WIRE LENGTHS

Extension Cable: 7.9M/26FT

Camera Cable: .61M/2FT



168°
VIEWING
ANGLE

IP69
RATED

**Lines
On/Off**

**REAR
MOUNTING**

TE-FDEM

FORD F-150/SUPER DUTY EMBLEM CAMERA NEW

- Resolution: 400TV lines
- Field of view: Diagonal 168, Horizontal 136, Vertical 100
- Min. Illumination: 0.1 LUX

FITS: 2011-2016 FORD F-150, SUPERDUTY

WIRE LENGTHS

Extension Cable: 7.9M/26FT

Camera Cable: .61M/2FT



TE-FDEH

FORD ECONOLINE LICENSE PLATE CAMERA NEW

- Replaces OEM handle
- Resolution: 400TV lines
- Field of view: Diagonal 168, Horizontal 136, Vertical 100
- Min. Illumination: 0.1 LUX

FITS: 1992-UP* FORD ECONOLINE

WIRE LENGTHS

Extension Cable: 7.9M/26FT

Camera Cable: .61M/2FT



TE-NFH

NISSAN TAILGATE HANDLE CAMERA NEW

- Replaces OEM handle
- Resolution: 400TV lines
- Field of view: Diagonal 168, Horizontal 136, Vertical 100
- Min. Illumination: 0.1 LUX

FITS: 2013-UP* NISSAN FRONTIER

WIRE LENGTHS

Extension Cable: 7.9M/26FT

Camera Cable: .61M/2FT



14 BACKUP CAMERAS

TAILGATE HANDLE

TE-TATUH TOYOTA TAILGATE HANDLE CAMERA

NEW

- Replaces OEM handle
- Resolution: 400TV lines
- Field of view: Diagonal 168, Horizontal 136, Vertical 100
- Min. Illumination: 0.1 LUX

FITS: 2016-UP* TOYOTA TACOMA
2014-UP* TOYOTA TUNDRA

WIRE LENGTHS

Extension Cable: 7.9M/26FT

Camera Cable: .61M/2FT



168°
VIEWING
ANGLE

IP69
RATED

LINES
ON/OFF

REAR
MOUNTING

TE-TATGC TOYOTA TAILGATE HANDLE CAMERA

- Replaces OEM handle
- Resolution: 400TV lines
- Field of view: Diagonal 168, Horizontal 136, Vertical 100
- Min. Illumination: 0.1 LUX

FITS: 2005-2014 TOYOTA TACOMA

WIRE LENGTHS

Extension Cable: 7.9M/26FT

Camera Cable: .61M/2FT



168°
VIEWING
ANGLE

IP69
RATED

LINES
ON/OFF

REAR
MOUNTING

TE-TUTGC TOYOTA TAILGATE HANDLE CAMERA

- Replaces OEM handle
- Resolution: 400TV lines
- Field of view: Diagonal 168, Horizontal 136, Vertical 100
- Min. Illumination: 0.1 LUX

FITS: 2007-2013 TOYOTA TUNDRA

WIRE LENGTHS

Extension Cable: 7.9M/26FT

Camera Cable: .61M/2FT



168°
VIEWING
ANGLE

IP69
RATED

LINES
ON/OFF

REAR
MOUNTING

TE-FDRH FORD RANGER TAILGATE HANDLE CAMERA

NEW

- Replaces OEM handle
- Resolution: 400TV lines
- Field of view: Diagonal 168, Horizontal 136, Vertical 100
- Min. Illumination: 0.1 LUX

FITS: 2012-UP* FORD RANGER, MAZDA BT50

WIRE LENGTHS

Extension Cable: 7.9M/26FT

Camera Cable: .61M/2FT



168°
VIEWING
ANGLE

IP69
RATED

LINES
ON/OFF

REAR
MOUNTING

TE-THH

TOYOTA TAILGATE HANDLE CAMERA

NEW

- Replaces OEM handle
- Resolution: 400TV lines
- Field of view: Diagonal 168, Horizontal 136, Vertical 100
- Min. Illumination: 0.1 LUX

FITS: 2015-UP* TOYOTA HILUX REVO

WIRE LENGTHS

Extension Cable: 7.9M/26FT

Camera Cable: .61M/2FT



TE-NAVHC

NISSAN TAILGATE HANDLE CAMERA

NEW

- Replaces OEM handle
- Resolution: 400TV lines
- Field of view: Diagonal 168, Horizontal 136, Vertical 100
- Min. Illumination: 0.1 LUX

FITS: 2015-UP* NISSAN NAVARA D23

WIRE LENGTHS

Extension Cable: 7.9M/26FT

Camera Cable: .61M/2FT



CAMERA BRACKET

JEEP SPARE WHEEL SOLUTIONS



TE-JPKT

ADJUSTABLE JEEP WRANGLER BRACKET

- Kit includes 1 adjustable bracket
- Bracket mounts to factory studs of spare wheel
- Camera provides reverse guidelines

FITS: 2007-2018* JEEP WRANGLER
(*2018 JK models only)

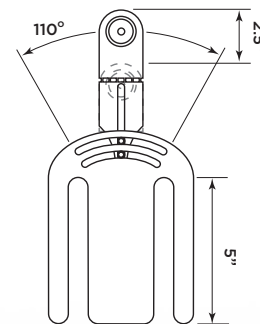


TE-AJPKT

MULTI-ADJUSTABLE JEEP WRANGLER BRACKET

- Kit includes multi-adjustable bracket, camera and wiring
- Bracket mounts to factory studs of spare wheel
- Camera provides parking guidelines
- Bracket adjusts up and down on the studs and the camera stem adjusts side to side AND up and down

FITS: 2007-2018* JEEP WRANGLER
(*2018 JK TRIMS ONLY)



16 BACKUP CAMERAS

THIRD BRAKE LIGHT

TE-3BCE

CHEVROLET COMMERCIAL THIRD BRAKE LIGHT CAMERA + NIGHT VISION

NEW & IMPROVED

- Directly replaces factory third brake light
- 1/3" CMOS camera
- 0 LUX IR LED night vision
- Includes 32.8' video cable with 4-Pin DIN connector
- Includes 4-Pin DIN to RCA adapter cable
- Built-in microphone



FITS: 2003-2016 CHEVROLET EXPRESS VAN
WIRE LENGTHS

Extension Cable: 7M/23FT

Camera Cable: .61M/2FT



TE-3BDP

RAM COMMERCIAL THIRD BRAKE LIGHT CAMERA + NIGHT VISION

NEW & IMPROVED

- Directly replaces factory third brake light
- 1/3" CMOS camera
- 0 Lux IR LED night vision
- Includes 32.8' video cable with 4-Pin DIN connector
- Includes 4-Pin DIN to RCA adapter cable
- Built-in microphone



FITS: 2014-2016 RAM PROMASTER VAN
WIRE LENGTHS

Extension Cable: 7M/23FT

Camera Cable: .61M/2FT



TE-3BDP2

RAM PROMASTER VAN COMMERCIAL THIRD BRAKE LIGHT CAMERA

NEW

- Extends out the third brake light to allow camera addition
- CMOS 1/4" sensor
- Resolution: 580 TV lines
- 0.1 Lux



FITS: 2014-2017 RAM PROMASTER
WIRE LENGTHS

Extension Cable: 7M/23FT

Camera Cable: .61M/2FT



TE-3BFT FORD COMMERCIAL THIRD BRAKE LIGHT CAMERA + NIGHT VISION

- Directly replaces factory third brake light
- 1/3" CMOS camera
- 170 Degree viewing angle
- 0 Lux IR LED night vision
- Includes 32.8' video cable with 4-Pin DIN connector
- Includes 4-Pin DIN to RCA adapter cable
- Built-in microphone

NEW & IMPROVED



FITS: 2014-2016 FORD TRANSIT VAN

WIRE LENGTHS

Extension Cable: 7M/23FT

Camera Cable: .61M/2FT



CONNECTION FROM CAMERA TO EXTENSION

TE-FDPL FORD TRANSIT LICENSE PLATE LIGHT CAMERA

NEW

- Extends out the third brake light to allow camera addition
- CMOS 1/4" sensor
- Resolution: 580 TV lines
- 0.1 Lux



FITS: 2010-2016 FORD TRANSIT CONNECT

WIRE LENGTHS

Extension Cable: 7M/23FT

Camera Cable: .61M/2FT



CONNECTION FROM CAMERA TO EXTENSION

TE-3BMC MERCEDES/VOLKSWAGEN COMMERCIAL THIRD BRAKE LIGHT CAMERA + NIGHT VISION

NEW & IMPROVED

- Directly replaces factory third brake light
- 1/3" CMOS camera
- 0 Lux IR LED night vision
- Includes 32.8' video cable with 4-Pin DIN connector
- Includes 4-Pin DIN to RCA adapter cable
- Built-in microphone



**FITS: 2007-2015 MERCEDES SPRINTER/
VOLKSWAGEN CRAFTER**

WIRE LENGTHS

Extension Cable: 7M/23FT

Camera Cable: .61M/2FT



CONNECTION FROM CAMERA TO EXTENSION

18 BACKUP CAMERAS

THIRD BRAKE LIGHT

TE-3BNV

NISSAN COMMERCIAL THIRD BRAKE LIGHT CAMERA + NIGHT VISION

NEW & IMPROVED

- Directly replaces factory third brake light
- 1/3" CMOS camera
- 0 Lux IR LED night vision
- Includes 32.8' video cable with 4-Pin DIN connector
- Includes 4-Pin DIN to RCA adapter cable
- Built-in microphone



VIEWING ANGLE



IP68 RATED



REAR MOUNTING



NIGHT VISION



FITS: 2009-2014 NISSAN NV PASSENGER/CARGO VAN

WIRE LENGTHS

Extension Cable: 7M/23FT

Camera Cable: .61M/2FT



CONNECTION FROM CAMERA TO EXTENSION

TE-3BUV

UNIVERSAL COMMERCIAL THIRD BRAKE LIGHT CAMERA + NIGHT VISION

NEW & IMPROVED

- Directly replaces factory third brake light
- 1/3" CMOS camera
- 0 Lux IR LED night vision
- Includes 32.8' video cable with 4-Pin DIN connector
- Includes 4-Pin DIN to RCA adapter cable
- Built-in microphone



VIEWING ANGLE



IP68 RATED



REAR MOUNTING



NIGHT VISION



FITS: UNIVERSAL

WIRE LENGTHS

Extension Cable: 7M/23FT

Camera Cable: .61M/2FT



CONNECTION FROM CAMERA TO EXTENSION

TE-3BNV2

NISSAN NV200 COMMERCIAL BRAKE LIGHT CAMERA

NEW

- Extends out the third brake light to allow camera addition
- CMOS 1/4" sensor
- Resolution: 580 TV lines
- 0.1 LUX



VIEWING ANGLE



IP67 RATED



REAR MOUNTING



LINES ON/OFF



FITS: 2010-UP* NISSAN NV200

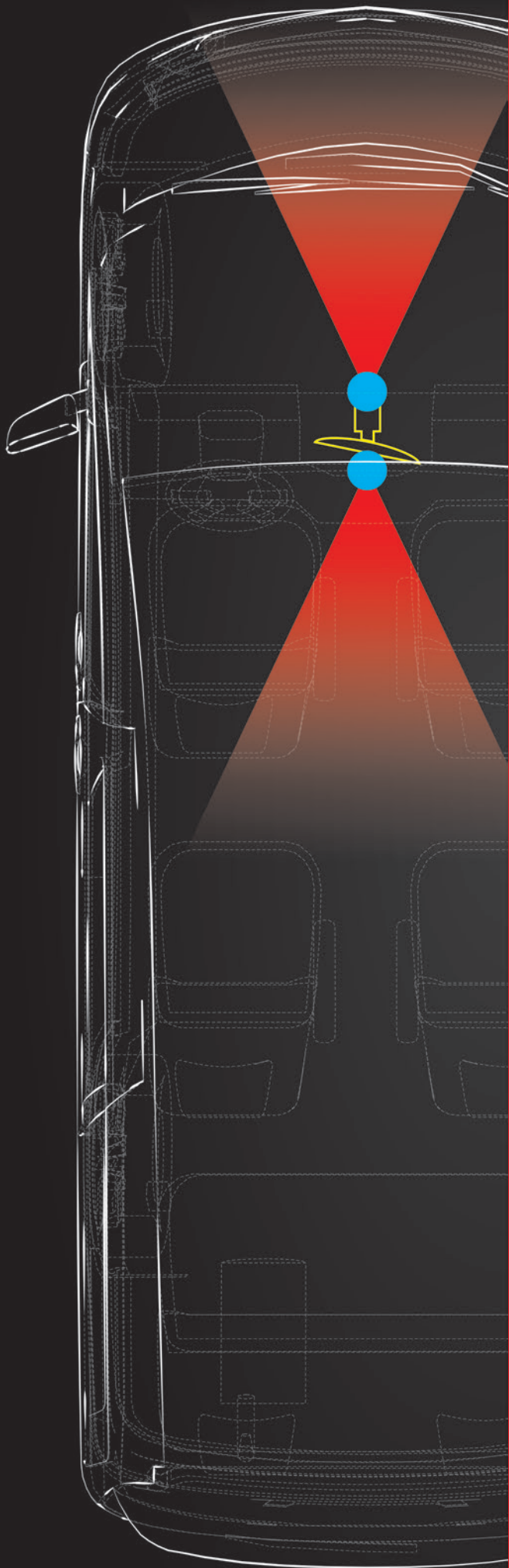
WIRE LENGTHS

Extension Cable: 7M/23FT

Camera Cable: .61M/2FT



CONNECTION FROM CAMERA TO EXTENSION



**MONITORS +
MIRRORS +
DASHCAMS**

TE-STM98

REARVIEW MIRROR + LIVE VIDEO STREAM + HD DVR



- Replacement Mirror with 9.8" built-in monitor
- 1080p HD DVR recording
- Integrated compass with clock
- Real-time Rearview visual at 130 degree viewing angle
- Built-in speaker for DVR playback
- Universal footprint mount included, if vehicles does not have universal footprint on windshield, use TE-MO6 sold separately
- 1080p HD rearview camera included
- Reverse trigger for back-up visual
- GPS antenna for DVR timestamp
- Allows up to 64 GB SD card
- 60 fps LVDS digital signal at the rear camera for less lag and fluid visual

TE-35MV 3.5" VIDEO SCREEN

- 3.5" Color LCD display
- Multi-view function - image can be rotated to match any mounting orientation
- Dash mount base with 3M tape or windshield mount
- Video input for rear-view camera



TE-43VS 4.3" VIDEO SCREEN

- 4.3" Color LCD display
- Dash mount base with 3M tape or windshield mount suction cup
- 2 Video inputs:
Rear-view camera
& secondary input



TE-50VS 5" VIDEO SCREEN

- 5" Color LCD display
- Dash mount base with 3M tape or windshield mount suction cup
- 2 Video inputs:
Rear-view camera
& secondary input



TE-7VS 7" VIDEO SCREEN

- 7" Color LCD display
- Dash mount base with 3M tape
- 2 Video inputs:
Rear-view camera
& secondary input



20 MIRROR MONITORS

REPLACEMENT

TE-STM98

REARVIEW MIRROR + LIVE VIDEO STREAM + HD DVR

NEW

- Replacement mirror with 9.8" built-in monitor
- 1080p HD DVR recording
- Integrated compass with clock
- Real-time rearview visual at 130 degree viewing angle
- Built-in speaker for DVR playback
- Universal footprint mount included, if vehicles does not have universal footprint on windshield, use TE-M06 sold separately
- 1080p HD rearview camera included
- Reverse trigger for back-up visual
- GPS antenna for DVR timestamp
- Allows up to 64 GB SD card (sold separately)
- 60 fps LVDS digital signal at the rear camera for less lag and fluid visual



TE-RM7

7" MONITOR/MIRROR

NEW

- Replacement mirror with monitor built-in for viewing multiple cameras
- Large 7.3" monitor
- 3 separate inputs for 3 individual cameras
- 3 analog triggers for each input
- Includes most widely used windshield mount, if vehicle does not have universal footprint on windshield, use TE-M06 (sold separately)
- Resolution: 1280x480



TE-CM43

CLIP-ON MIRROR MONITOR

- Universal replacement rear-view mirror with integrated 4.3" color LCD screen
- See what's behind you before you back up
- Easy universal installation! Clips over your existing rearview mirror
- Only visible when vehicle is in reverse
- Video input for rearview camera



TE-RM45

REPLACEMENT MIRROR MONITOR

- Universal replacement rear-view mirror with integrated 4.5" color LCD screen
- Includes most widely used windshield mount
- Optional mounts for Ford, GM, Honda, Hyundai, Toyota, Kia, Subaru, VW, Mercedes, Fiat, Iveco, and Peugeot available
- Only visible when vehicle is in reverse
- 2 Video inputs: rearview camera and secondary video input



TE-BTM45

REPLACEMENT MIRROR MONITOR + BLUETOOTH

- Universal replacement rearview mirror with integrated 4.5" color LCD screen
- Built-in Bluetooth® 4.1 with integrated microphone for hands-free calling, voice dial & incoming phone number display
- Streams audio for NAV prompts
- Includes windshield mount
- Optional mounts for Ford, GM, Honda, Hyundai, Toyota, Kia, Subaru, VW, Mercedes, Fiat, Iveco, and Peugeot available
- 2 Video inputs: rearview camera and secondary video input



TE-CTM45

REPLACEMENT MIRROR MONITOR + TEMP + COMPASS

- Universal replacement rear-view mirror with integrated 4.5" color LCD screen
- Integrated compass and in/out temperature display with 2 temperature sensors
- Includes most widely used windshield mount
- Optional mounts for Ford, GM, Honda, Hyundai, Toyota, Kia, Subaru, VW, Mercedes, Fiat, Iveco, and Peugeot available
- 2 Video inputs: rearview camera and secondary video input



TE-DVR-MM

REPLACEMENT MIRROR MONITOR + HD CAMERA + DVR

- Universal replacement rear-view mirror with integrated 4.5" 1080P HD color LCD screen with auto brightness
- Integrated camera with 140 degree viewing angle & 4x zoom takes 3.5Mp photos
- Supports up to 64gb microSD card (sold separately)
- G-force sensor detects collisions & locks video from being overwritten
- Includes most widely used mount
- Optional mounts for Ford, GM, Honda, Hyundai, Toyota, Kia, Subaru, VW, Mercedes, Fiat, Iveco, and Peugeot available
- 2 Video inputs: rearview camera and secondary video input



22 ACCESSORIES

FACTORY WINDSHIELD MOUNTS FOR iBEAM MIRRORS

TE-M01

Fits Toyota/GM/
Hyundai/Honda*



TE-M06

Universal Cup
Bracket



TE-M09

Fits Fiat/Iveco/
Peugeot/Ford*



TE-M02

Fits Honda/
Subaru*



TE-M07

Fits Kia/Hyundai*



TE-M11

Fits Mercedes*



TE-M03

Fits Volkswagen*



TE-M08

Fits Ford/Dodge*



TE-M12

Fits Toyota Corolla*



TE-RBM

ROLL BAR MOUNT FOR REARVIEW MIRROR


- Roll bar mount for rearview mirror
- Kit includes 3 rings, 1.5", 1.75", & 2" for different diameter roll bars
- Unique L bracket provides a standard mirror base
- Compatible with most mirrors
- Durable powder coat finish for off road applications



TE-TSI

TURN SIGNAL VIDEO INTERFACE

- Designed to be used with multiple cameras to show obstructions on the sides, back, or even the front of the vehicle
- When a turn signal is activated, the corresponding camera video will show on screen
- When reverse is activated, the reverse camera will show video
- Views surroundings especially when used on a large vehicle like a RV



TE-TXR

WIRELESS VIDEO TRANSMITTER + RECEIVER

- Universal
- Transmits wireless video signal
- Working distance up to 19.6'
- Eliminates the need to run a video cable through the vehicle



WIRELESS

TE-DVR-W HD WINDOW MOUNT DASH CAM + DVR

- 1080P HD resolution videos and photos
- WiFi connects to mobile app for viewing
- Press one button for quick photo
- Can be used forward or rear facing
- Supports up to 32gb microSD card (sold separately)
- G-force sensor detects collisions & locks video from being overwritten
- Plugs into standard 12v outlet



TE-DVR-15 WINDOW MOUNT DASH CAM + DVR

- 720P resolution videos and photos
- Easily switches between video and photo modes
- 1.5" Color LCD display
- Can be used forward or rear facing
- Supports up to 32gb microSD card (sold separately)
- G-force sensor detects collisions & locks video from being overwritten
- Plugs into standard 12V outlet



TE-16SD 16GB MICRO SD CARD

- Compatible with all iBEAM SD recording devices
- Includes 1 microSD card and 1 SD card adapter
- Up to 10MB/sec recording speeds
- Capable of full 1080p recording



TE-DVR-DL DUAL CAMERA HD DVR

NEW

- Digital video recorded with dual camera recording
- One camera for forward facing recording
- One camera for interior of the vehicle recording
- Plugs into standard 12v outlet for operation
- Capable of full 1080p dual recording
- Built-in g-force sensor detects collisions and locked the captures video to prevent being overwritten
- Take photos with the press of a button
- Built-in screen, also connects to wifi enabled app
- iBeam SD card (TE-16SD) sold separately
- Max 128gb SD card



24 **DVR KIT**

FRONT + REAR

TE-IFD

FRONT + REAR HD NIGHT VISION CAMERA + DVR SYSTEM

- Simultaneously captures forward and rear facing video
- HD front and rear recording
- Motion sensor monitors activity while vehicle is parked
- IR LED bar mounts behind license plate to improve night recording
- G-force sensor detects collisions & locks video from being overwritten

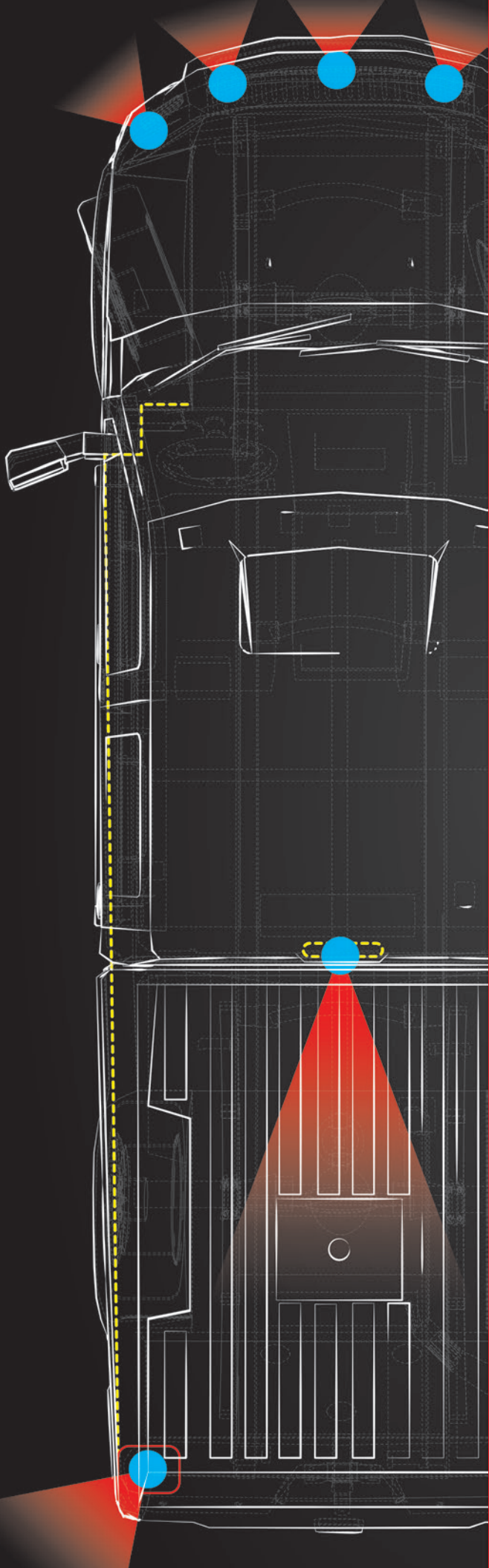


1080 HD



NIGHT VISION

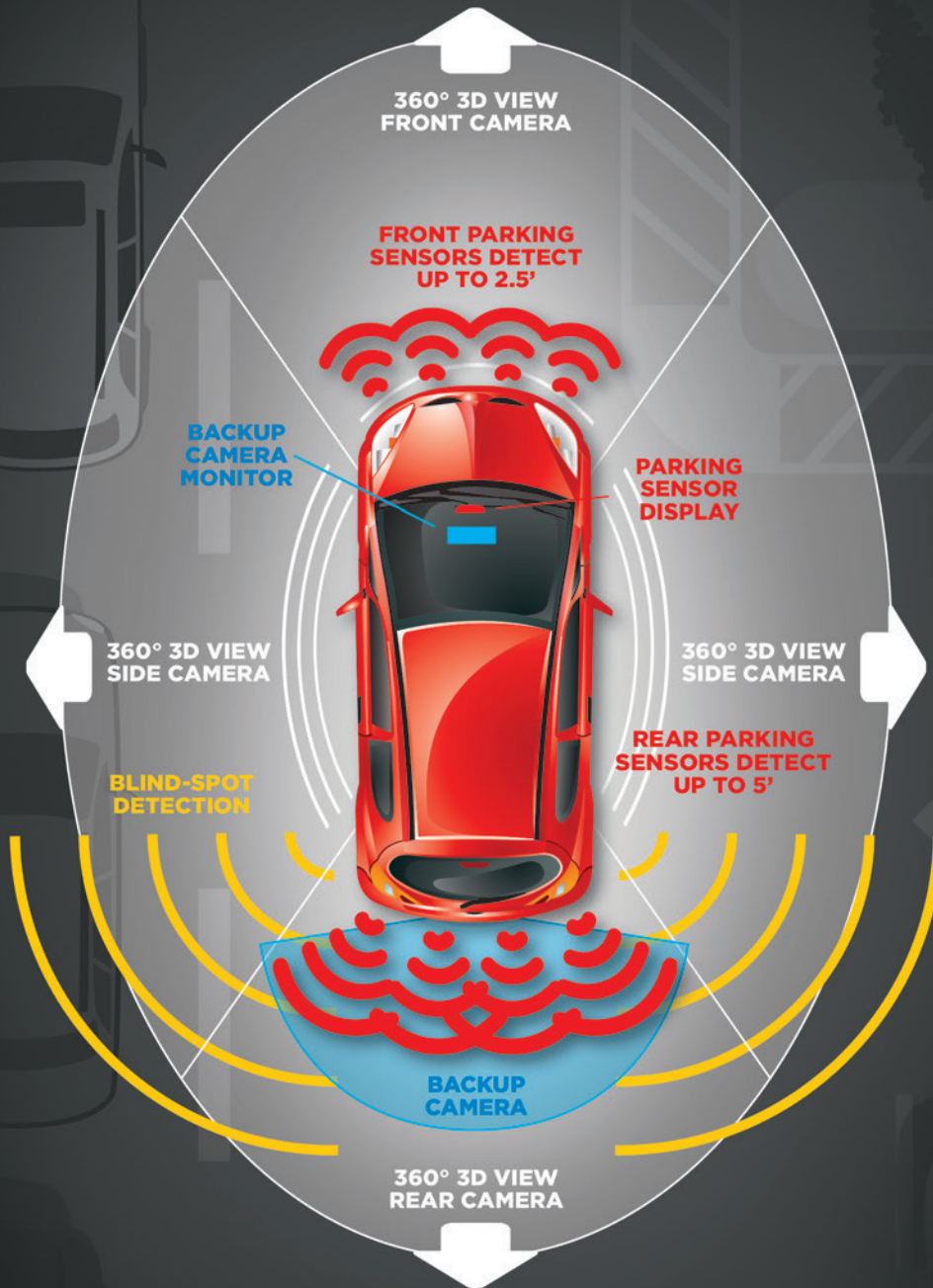




 **iBEAM**[®]
VEHICLE SAFETY SYSTEMS

**ADVANCED DRIVER
ASSISTANCE
SYSTEMS**

SURROUNDED BY SAFETY FEATURES



TE-PLG series of Power Lift Gate Solutions

Add a power-operated lift gate assistance system with iBeam's vehicle-specific solutions. These plug-n-play kits are quick and easy to install and include a button for both the front and rear of the vehicle, allowing the lift gate to be operated from either location. Intelligent safety design prevents the lift gate from closing any further once an object has been touched. All mounting hardware is included in the kit, including vehicle-specific brackets and harnesses. Combine these solutions with the iBeam Foot Control Automatic Opener (TE-ATO) for a completely hands-free solution.

NEW

LIFT GATE FEATURES:

- Easy plug and play harnessing
- Includes all hardware needed
- Vehicle specific brackets included
- Front and rear buttons included

TE-PLGEQN1 CHEVROLET LIFT GATE

FITS: 2012-2017 CHEVROLET EQUINOX

TE-PLGEQN2 CHEVROLET LIFT GATE

FITS: 2018-2019 CHEVROLET EQUINOX

TE-PLGESC FORD LIFT GATE

FITS: 2016-2018 FORD ESCAPE

TE-PLGTER GMC LIFT GATE

FITS: 2015-2017 GMC TERRAIN

TE-PLGCRV HONDA LIFT GATE

FITS: 2017-2018 HONDA CRV

TE-PLGRAV TOYOTA LIFT GATE

FITS: 2015-2018 TOYOTA RAV4

TE-ATO AUTOMATIC TRUNK OPENER INTEGRATION KIT FOR FOOT MOTION TRUNK OPENING

- 2-sensor detection design
- Simple kick action to engage trunk opener
- Built in integration for positive & negative trigger systems, or directly to the trunk switch
- Compatible with vehicles equipped with motorized trunk openers.




26 360° VIEW KIT

4-CAMERA BIRDS-EYE VIEW

TE-360-3D 4-CAMERA BIRDS-EYE SURROUND VIEW 360° SYSTEM

- 4-camera 360 degree 3D surround-view kit
- Camera images are fused together by the included control processor to create a continuous 3D surround view
- Automatically view images of side or rear camera with integrated turn & reverse triggers
- Cameras can be toggled through multiple views for maximum guidance
- System is custom calibrated to each vehicle individually for optimum image fusion
- DVR simultaneously records all four independent channels
- DVR can provide parking surveillance recording
- SD card sold separately



TE-360 4-CAMERA BIRDS-EYE SURROUND VIEW 360° SYSTEM

- 4-camera 360 degree surround view kit
- Camera images are fused together by the included control processor to create a continuous birds-eye view
- Automatically view full screen images of side or rear cameras with integrated turn and reverse triggers
- View full screen image of front camera via included manual switch
- System is custom calibrated to each vehicle individually for optimum image fusion



TE-HUD WINDSHIELD PROJECTED HEADS-UP DISPLAY


- Universal - projects from dash
- Reduces driver distraction
- Displays vehicle info on the windshield
- 3" Multi-color LED heads-up display
- Auto-adjusts brightness for day/night
- Displays speed, RPM, voltage & temperature
- Works with included OBDII connector
- Includes friction mat & reflective screen



TE-OBDD OBDII T-HARNESS

NEW

- All wires pinned
- For use with additional accessories that require to be plugged into the OBDII plug but still provides a factory mounted plug for vehicle maintenance
- To be used with vehicles where the OBDII plug is a push-in mount, NOT screw mounted



ADVANCED DRIVER-ASSISTANCE SYSTEMS (ADAS)

ADAS features may automate lighting, provide collision avoidance, incorporate satellite navigation traffic warnings, connect to smartphones, alert a driver to other cars or dangers, lane departure warnings, or show what is in blind spots through mirror monitor systems.

Advanced driver-assistance systems (ADAS) are one of the fastest-growing segments in automotive electronics, according to the Institute of Electronics and Electrical Engineers (IEEE) with steadily increasing rates of adoption of industry-wide quality standards, in vehicular safety.



28 SENSOR SYSTEMS

PARKING ASSIST

TE-8PSK

8 SENSOR FRONT + REAR PARKING ASSIST KIT + DISPLAY

- Works with most vehicles without metal bumpers
- Adjustable sensitivity detects up to 2.5' front & 5' rear
- LED display with defeatable audible alert
- Learn feature identifies permanent obstructions
- Waterproof connection to protect from the elements



TE-4PSK

4 SENSOR REAR PARKING ASSIST KIT + DISPLAY

- Works with most vehicles without metal bumpers
- Adjustable sensitivity detects up to 5' away
- LED display with defeatable audible alert
- Learn feature identifies permanent obstructions
- Additional sensors (sold separately) can be added for front detection
- Waterproof connection to protect from the elements



TE-4PSKRUB

4 SENSOR METAL BUMPER PARKING ASSIST KIT + DISPLAY

- Designed for most vehicles with metal bumpers
- Adjustable sensitivity detects up to 5' away
- LED display with defeatable audible alert
- Learn feature identifies obstructions
- Waterproof connections



TE-B4PSK

4 SENSOR REAR PARKING ASSIST KIT

- Designed for vehicles with plastic bumpers
- Angled mounting rings included
- Water resistant connection to protect from the elements
- Adjustable high tone/low tone/off switch on the buzzer



TE-BR4PSK

4 SENSOR METAL BUMPER REAR PARKING ASSIST KIT

- Designed for vehicles with metal bumpers
- Angled mounting rings included
- Water resistant connection to protect from the elements
- Adjustable high tone/low tone/off switch on the buzzer



TE-PSCD 4 SENSOR REAR PARKING ASSIST KIT + BACKUP CAMERA INTEGRATION

- Designed for vehicles with plastic bumpers
- Video output works with aftermarket video screen
- Water resistant connection to protect from the elements
- Works with an aftermarket backup camera (sold separately)
- Adjustable high tone/low tone/off switch on the buzzer



TE-CPSS ALL-IN-ONE ULTRASONIC DETECTION PARKING SENSOR + BACKUP CAMERA KIT

- New low profile design
- Universal - 3° / 5° / 7° angled mounting plates
- Parking sensor overlays distance in feet over backup camera display
- Parking sensor detectable range: 1.30 Ft. To 6.5 Ft.
- Hide-a-way buzzer provides audible warning for parking sensor
- Mounts with double-stick tape or screws provided



- 170°**
VIEWING ANGLE
- SURFACE MOUNT**
- REAR SENSORS**
- REAR MOUNTING**

TE-ES REPLACEMENT PARKING SENSOR

- Replacement parking sensor with 6 meter lead
- Add to the TE-4PSK for front sensors
- Can be used to replace any damaged sensors in the TE-4PSK, TE-8PSK or TE-B4PSK



TE-RES RUBBER REPLACEMENT PARKING SENSOR

- Replacement parking sensor with 19.6' waterproof cable
- To be used with any iBEAM parking sensor kit
- Sensor is already angled to fit most metal bumpers



PARKING SENSOR EXTENSION CABLES

- TE-PSRC3** • 3.8' Cable
- TE-PSRC6** • 19.6' Cable



30 **BLIND SPOT SENSOR** SYSTEMS

TE-BSDK **BLIND SPOT DETECTION KIT**

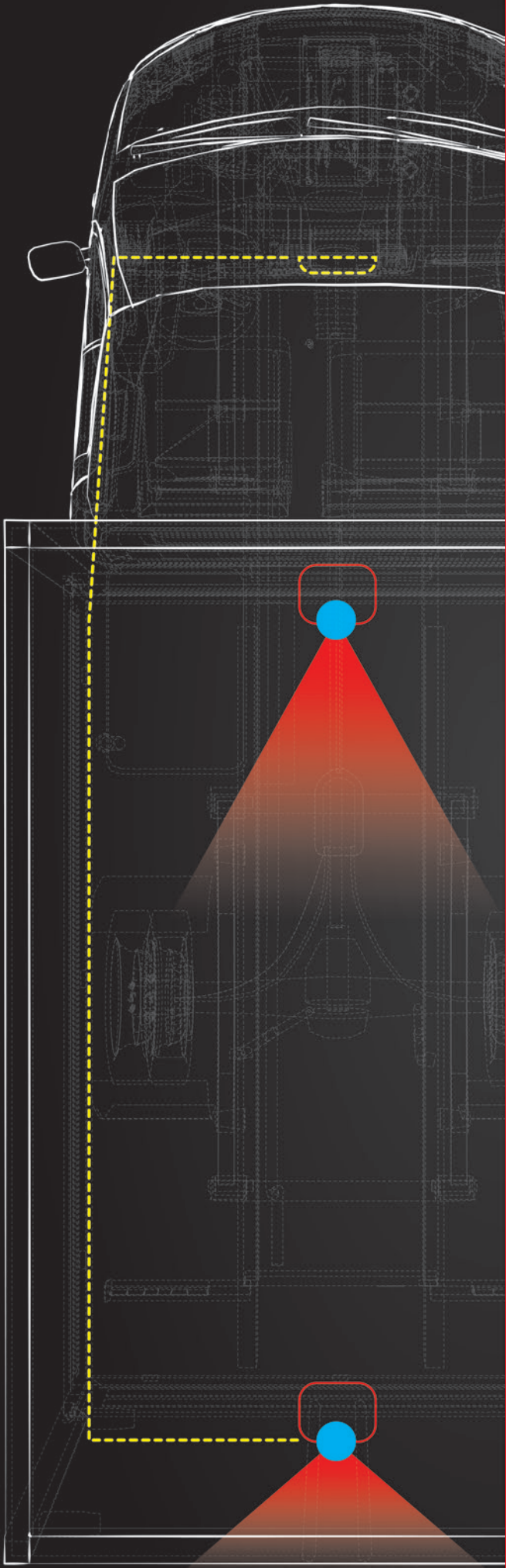
- Simple 4-wire connection
- Reduce accidents and help the driver be more alert
- Water resistant connection to protect from the elements
- Adjustable sensitivity
- Adjustable high tone/low tone/off switch on the buzzer



TE-BSM **BLIND SPOT DETECTION KIT**

- Monitors blind spots for hazards via 2 microwave sensors
- Easy set-up with a no-drill installation
- LED warning indicators for both sides of vehicle
- Audible warnings with turn signal triggers






 **iBEAM**[®]
VEHICLE SAFETY SYSTEMS

**COMMERCIAL +
HEAVY DUTY**



SURROUNDED BY SAFETY FEATURES

STANDARD DEFINITION CAMERAS



MONITOR
iBEAM 4-PIN DIN
CONNECTION



**EXTENSION
CABLE**


TE-CEX10, TE-CEX20,
TE-HEX10, TE-HEX20



**4-PIN DIN
CAMERA**

TE-CCM, TE-CCD, TE-CCH,
TE-CCV, TE-CCDL,
TE-CCS, TE-CCF

1080P CAMERAS



MONITOR
iBEAM 4-PIN DIN
CONNECTION



**EXTENSION
CABLE**

TE-HEX10 OR
TE-HEX20




**4-PIN DIN
CAMERA**

TE-HPC-M1 OR
TE-HPC-M2

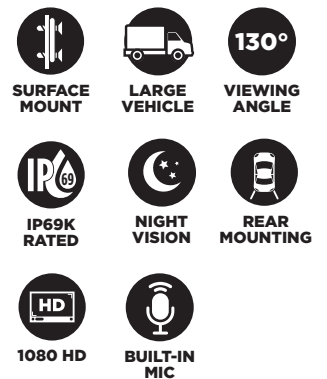
TE-HPC-M1 HD CAMERA WITH MICROPHONE

- High quality housing
- 11/32" Sony CMOS camera
- 0 Lux night vision
- 4 IR LEDs
- 3 3/8" (w) x 2 7/8" (h) x 2 7/8" (d)
- Extension cable not included
- Can only be used with TE-4HCM-S monitor



TE-HPC-M2 HD CAMERA WITH MICROPHONE

- High quality housing
- 11/32" Sony CMOS camera
- 0 Lux night vision
- 6 IR LEDs
- 3 3/16" (w) x 2 1/2" (h) x 2 15/16" (d)
- Extension cable not included
- Can only be used with TE-4HCM-S monitor



HD 4 PIN DIN EXTENSION CABLE

- HD Extension cable for HD commercial cameras
- 4-pin DIN connectors

TE-HEX10

- 10 M / 32.8 FT
- Can be used in place of TE-CEX10

TE-HEX20

- 20M / 65.6FT
- Can be used in place of TE-CEX20



32 STANDARD DEFINITION CAMERAS

TE-CCH HEAVY DUTY NIGHT VISION CAMERA + HOOD

- High quality metal housing
- 0 Lux night vision / 18 IR LEDs
- Extension cable not included



SURFACE MOUNT



LARGE VEHICLE



IP69K RATED



NIGHT VISION



REAR MOUNTING



VIEWING ANGLE



CONNECTION FROM CAMERA TO EXTENSION

TE-CCV HEAVY DUTY NIGHT VISION CAMERA + VISOR

- High quality metal housing
- 0 Lux night vision / 18 IR LEDs
- Extension cable not included



SURFACE MOUNT



LARGE VEHICLE



IP69K RATED



NIGHT VISION



REAR MOUNTING



VIEWING ANGLE



CONNECTION FROM CAMERA TO EXTENSION

TE-CCDL HEAVY DUTY NIGHT VISION DUAL LENS CAMERA

- High quality metal housing
- 0 Lux night vision / 18 IR LEDs
- Extension cable not included



SURFACE MOUNT



LARGE VEHICLE



IP69K RATED



NIGHT VISION



REAR MOUNTING



VIEWING ANGLE



CONNECTION FROM CAMERA TO EXTENSION

TE-CCS HEAVY DUTY NIGHT VISION SIDE-VIEW CAMERA

- High quality metal housing
- 0 Lux night vision / 18 IR LEDs
- Extension cable not included



SURFACE MOUNT



LARGE VEHICLE



IP69K RATED



NIGHT VISION



REAR MOUNTING



VIEWING ANGLE



CONNECTION FROM CAMERA TO EXTENSION

TE-CCF HEAVY DUTY NIGHT VISION FLYFISH CAMERA

- High quality metal housing
- 0 Lux night vision / 18 IR LEDs
- Extension cable not included



SURFACE MOUNT



LARGE VEHICLE



IP69K RATED



NIGHT VISION



REAR MOUNTING



VIEWING ANGLE



CONNECTION FROM CAMERA TO EXTENSION



TE-CCM HEAVY DUTY NIGHT VISION CAMERA + MICROPHONE

- High quality metal housing
- Built-in microphone
- 0 Lux night vision / 18 IR LEDs
- Extension cable not included



SURFACE MOUNT



LARGE VEHICLE



IP67 RATED



NIGHT VISION



REAR MOUNTING



VIEWING ANGLE



CONNECTION FROM CAMERA TO EXTENSION



BUILT-IN MIC

TE-CCD HEAVY DUTY NIGHT VISION DOME STYLE CAMERA

- High quality metal housing
- 0 Lux night vision / 12 IR LEDs
- Extension cable not included



SURFACE MOUNT



LARGE VEHICLE



IP69K RATED



NIGHT VISION



REAR MOUNTING



VIEWING ANGLE



CONNECTION FROM CAMERA TO EXTENSION

TE-4HCM-S 7" HD MONITOR FOUR CAMERA INPUT SINGLE VIEW DISPLAY

- 7" Color LCD touch screen
- Cycle between up to 4 cameras
- Supports 4 AV camera inputs and 1 HDMI input
- 4-pin DIN camera input connectors
- Compatible with both full 1080p and standard definition cameras
- Dash mount base included
- Includes remote



TE-7VS-4 4-CAMERA INPUT MULTI-VIEW 7" MONITOR

- 7" Color LCD display
- Heavy-duty tilting bracket mount
- Display 1 to 4 cameras simultaneously multiple display layouts
- 4-Pin DIN camera input connectors
- Compatible with TE-WTR wireless camera kit
- Includes remote



TE-PWRCBL-5 5 PACK POWER CABLE

NEW

- DC power cable to red and black wire
- 12-inch in length
- 18-gauge wire



TE-PWRCBL-10 10 PACK POWER CABLE

NEW

- DC power cable to red and black wire
- 12-inch in length
- 18-gauge wire



34 COMMERCIAL ACCESSORIES

TE-CTR3 3 METER COILED CONNECTOR TRAILER CABLE

- Cable for commercial cameras
- Coiled cable to adjust for different trailer tongue lengths
- 3 meters in length
- 4-pin DIN connectors



4-PIN DIN EXTENSION CABLE

- Extension cable used for TE-CC series of heavy duty cameras

TE-CEX10 10 M / 32.8 FT

TE-CEX20 20M / 65.6FT



ADAPTER

TE-4PTR 4-PIN DIN TO RCA

Allows 4-pin DIN cameras to be used with RCA monitors - 1M / 3.3FT



WHEN TO USE THE TE-4PTR ADAPTER



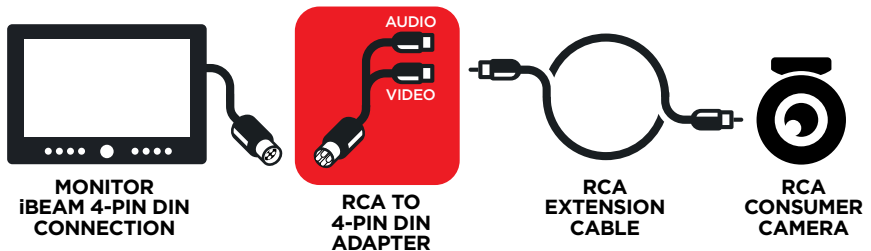
ADAPTER

TE-RT4P RCA TO 4-PIN DIN

Allows RCA cameras to be used with commercial monitors - 1M / 3.3FT




WHEN TO USE THE TE-RT4P ADAPTER



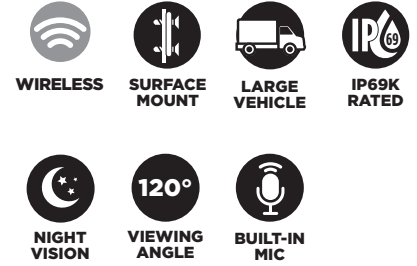
TE-BEEP BACKUP BEEPER

- For big trucks, delivery vans, fleet vehicles
- 102 Decibel warning alarm
- Simple 2 wire connection (connect the (+) to the reverse (+) wire and connect the (-) to ground) activates once the vehicle is in reverse
- Warns others that the vehicle is backing up



TE-WPC-M HEAVY DUTY WIRELESS CAMERA + NIGHT VISION

- High quality metal housing
- Built-in microphone
- 1/3" CMOS camera
- 0 Lux night vision / 12 IR LEDs
- 3dB antenna with 120 meter unobstructed range



TE-4WCM WIRELESS 4-CAMERA INPUT MULTI-VIEW MONITOR

- 7" Color LCD screen
- Built-in 2.4Ghz WiFi system for linking with wireless cameras (sold separately)
- Pairs with up to 4 wireless cameras
- 137M / 450 FT unobstructed wireless range
- Display 1 to 4 cameras simultaneously
- Activation trigger for reverse (backup) cam



TE-WTR WIRED TO WIRELESS VIDEO TRANSMITTER + RECEIVER KIT

- Compatible with most 4-pin DIN cameras
- 2.4Ghz WiFi linking transmitter and receiver
- 200M / 60FT unobstructed wireless range
- Easy one button pairing set-up



36 WIRELESS

COMMERCIAL + DVR

TE-WMSC WIRELESS NIGHT VISION CAMERA + MONITOR KIT

- Universal kit
- Camera links to monitor via built-in 2.4Ghz WiFi
- 7" Color LCD screen
- 137M / 450 FT wireless range
- 0.5 Lux infrared LED night vision



TE-CDVR-9QM 9" TOUCHSCREEN 4-CHANNEL MONITOR + DVR

- Universal - works with most cameras
- Includes bracket mount & removable visor
- Supports audio & video on each input
- Equipped RCA audio & video output
- Records up to 4 channels simultaneously
- Accepts (4) 256GB microSD cards behind a key locked security door (sold separately)
- Supports USB backup of video files
- 4-pin DIN inputs for 4 cameras
- Includes remote control
- iBeam TE-16SD SD card (sold separately, see page 23)



TE-CDVR-4 COMMERCIAL GRADE DVR VIDEO RECORDER

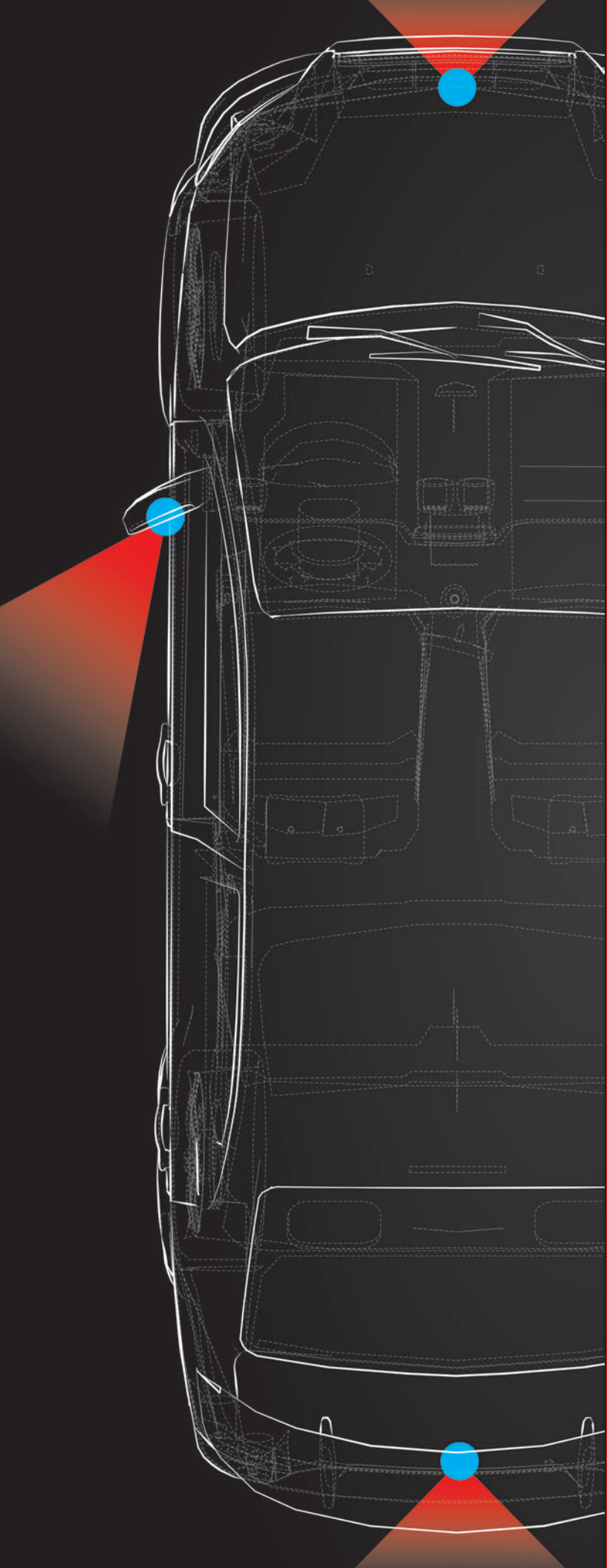
- Records up to 4 channels simultaneously
- Accepts up to a 256GB SD card behind key locked security door (sold separately)
- Supports USB backup of video files
- 4-pin DIN inputs for 4 cameras
- Video output for setup and video playback
- iBeam TE-16SD SD card (sold separately, see page 23)



TE-CDVR-G GPS COMMERCIAL GRADE DVR VIDEO RECORDER

- Records up to 4 channels simultaneously
- Accepts up to a 256GB SD card behind key locked security door (sold separately)
- Supports USB backup of video files
- 4-pin DIN inputs for 4 cameras
- Video output for setup and video playback
- GPS antenna stamps location on video for accurate event information
- iBeam TE-16SD SD card (sold separately, see page 23)





VEHICLE SPECIFIC KITS

TE-JEEP-BU-1

PLUG-AND-PLAY BACKUP CAMERA SOLUTION

FOR JEEP WRANGLER 2007-2018*
(*2018 JK TRIMS ONLY)

This kit is designed to be a plug and play backup camera solution for Jeep Wranglers that are factory equipped with an in-dash display. The Axxess AX-ADDCAM with the vehicle specific harness allows for seamless integration into the factory display and detects when the reverse gear has been engaged. The AX-ADDCAM powers and activates the included iBEAM vehicle specific camera solution, and displays the image with parking guidelines on the factory display. Improve driver visibility, confidence, and safety while retaining a factory look with the TE-JEEP-BU-1 kit.

- AX-ADDCAM and vehicle specific harness included
- Jeep bracket included
- Adds 4 camera inputs to OEM screen
- CAN controlled triggers
- 110 degree viewing angle on the camera
- IP67 - camera




ADDCAM Interface & Plug-n-Play Harnesses

The Axxess AX-ADDCAM interface is a camera switching interface that will provide up to 3 additional camera inputs to the factory radio, while still retaining the factory camera. With this interface a front camera, and also side cameras can be added to the factory radio. The cameras function automatically*, no human interaction required, unless desired to do so. Axxess has also created a line of vehicle specific "Plug-n-Play" harnesses for the AX-ADDCAM. The interface can also be used if the factory system does not originally come with a rearview camera, adding 4 cameras in this instance.


*When commands are available on the CANBUS

AX-ADDCAM ADD-ON MULTIPLE CAN ACTIVATED CAMERAS

- 4 camera inputs
- Programmable 12-volt 5-amp switched output (configurable through our AXCESSUPDATER PC)
- Vehicle Speed Sense input and output
- Programmable analog camera control wires (configurable through the AXCESSUPDATER PC)
- Micro "B" updatable



FITS: UNIVERSAL



AX-ADDCAM-CH4 PLUG-N-PLAY HARNESS FOR AX-ADDCAM INTERFACE

FITS: 2010-2017 CHRYSLER




AX-ADDCAM-CH5 PLUG-N-PLAY HARNESS FOR AX-ADDCAM INTERFACE

FITS: 2013-2017 CHRYSLER



AX-ADDCAM-FD1 PLUG-N-PLAY HARNESS FOR AX-ADDCAM INTERFACE

FITS: 2011-2017 FORD



AX-ADDCAM-MAZ2 PLUG-N-PLAY HARNESS FOR AX-ADDCAM INTERFACE

FITS: 2014-UP* MAZDA

38 VEHICLE SPECIFIC KITS

FORD

TE-FORD-BU-1 PLUG-AND-PLAY BACKUP CAMERA SOLUTION

FITS: 2015-UP* FORD F-150

(with in-dash display)

This kit is designed to be a plug and play backup camera solution for Ford F-150 2015-Up* that are factory equipped with an in-dash display. The Axxess AX-ADDCAM with the vehicle specific harness allows for seamless integration into the factory display and detects when the reverse gear has been engaged. The AX-ADDCAM powers and activates the included iBEAM vehicle specific camera solution, and displays the image with parking guidelines on the factory display. Improve driver visibility, confidence, and safety while retaining a factory look with the TE-FORD-BU-1 kit.



TE-FORD-BU-2 PLUG-AND-PLAY BACKUP CAMERA SOLUTION

FITS: 2014-2016 FORD TRANSIT

(with in-dash display)

This kit is designed to be a plug and play backup camera solution for Ford Transit 2014-2016 that are factory equipped with an in-dash display. The Axxess AX-ADDCAM with the vehicle specific harness allows for seamless integration into the factory display and detects when the reverse gear has been engaged. The AX-ADDCAM powers and activates the included iBEAM vehicle specific camera solution, and displays the image with parking guidelines on the factory display. Improve driver visibility, confidence, and safety while retaining a factory look with the TE-FORD-BU-2 kit.



TE-JEEP-BU-1 PLUG-AND-PLAY BACKUP CAMERA SOLUTION

FITS: 2007-UP* JEEP WRANGLER

(with in-dash display)

This kit is designed to be a plug and play backup camera solution for Jeep Wranglers 2007-UP* that are factory equipped with an in-dash display. The Axxess AX-ADDCAM with the vehicle specific harness allows for seamless integration into the factory display and detects when the reverse gear has been engaged. The AX-ADDCAM powers and activates the included iBEAM vehicle specific camera solution, and displays the image with parking guidelines on the factory display. Improve driver visibility, confidence, and safety while retaining a factory look with the TE-JEEP-BU-1 kit.



TE-RAM-BU-1 PLUG-AND-PLAY BACKUP CAMERA SOLUTION

**FITS: 2013-2016 DODGE RAM
1500/2500/3500**

(with in-dash display)

This kit is designed to be a plug and play backup camera solution for Dodge Ram 1500/2500/3500 2013-2016 that are factory equipped with an in-dash display. The Axxess AX-ADDCAM with the vehicle specific harness allows for seamless integration into the factory display and detects when the reverse gear has been engaged. The AX-ADDCAM powers and activates the included iBEAM vehicle specific camera solution, and displays the image with parking guidelines on the factory display. Improve driver visibility, confidence, and safety while retaining a factory look with the TE-RAM-BU-1 kit.



40 CAMERA FEATURES

IBEAM CAMERAS	IP RATING			FEATURES						MOUNTING	
	IP67	IP68	IP69	SELECTABLE PARKING LINES	ACTIVE PARKING LINES	FIXED PARKING LINES	SWITCHABLE MIRROR IMAGE	CHROME FINISH	FIXED ANGLE	LIP MOUNT	SURFACE MOUNT
TE-180	•			•							
TE-BFC	•										•
TE-BSC	•			•			•		•	•	
TE-CLED	•			•							•
TE-CSC	•			•			•		•	•	
TE-FLC	•					•					
TE-LPBC	•					•			•	•	
TE-LPCC	•							•	•	•	
TE-LPGC	•							•	•	•	
TE-LEDTSSC		•			•						•
TE-RRSC				•			•			•	
TE-RSC		•		•			•			•	
TE-SBC	•			•			•				•
TE-SRBC	•			•			•		•		•
TE-SSA	•			•			•		•		•
TE-SSC	•			•			•				•
TE-SSIR	•			•							•
TE-SVC	•						•		•		•
TE-THC		•		•							
TE-TSSC		•			•						•
TE-MICM		•		•			•		•		
TE-MIIRB		•		•			•		•		
TE-MIIRW		•		•			•		•		
TE-MIFM		•		•			•				•
TE-BPC	•			•			•				
TE-BPCIR	•			•							
TE-BPTC		•			•						
TE-BPLTC		•			•						
TE-3BMC		•		•							
TE-3BUV		•		•							
TE-3BFT		•		•							
TE-3BDP		•		•							
TE-3BCE		•		•							
TE-3BNV		•		•							

44 **MIRROR MOUNT**

APPLICATIONS

MAKE	MODEL	START	END	BRACKET	BRACKET 2
ACURA					
	ILX	2011	2017	TE-M01 (INCLUDED)	
	MDX	2004	2013	TE-M01 (INCLUDED)	
	RDX	2007	2017	TE-M01 (INCLUDED)	
	RL	2007	2017	TE-M01 (INCLUDED)	
	TL	2011	2017	TE-M01 (INCLUDED)	
	TSX	2004	2017	TE-M01 (INCLUDED)	
BUICK					
	CASCADA	2016	2019	TE-M01 (INCLUDED)	
	ENCLAVE	2008	2018	TE-M01 (INCLUDED)	
	ENCORE	2008	2019	TE-M01 (INCLUDED)	
	ENVISION	2016	2019	TE-M01 (INCLUDED)	
	LACROSSE	2008	2019	TE-M01 (INCLUDED)	
	LUCERNE	2008	2017	TE-M01 (INCLUDED)	
	REGAL	2008	2018	TE-M01 (INCLUDED)	
	VERANO	2012	2017	TE-M01 (INCLUDED)	
CADILLAC					
	ATS	2013	2018	TE-M01 (INCLUDED)	
	CTS	2007	2018	TE-M01 (INCLUDED)	
	DTS	2008	2013	TE-M01 (INCLUDED)	
	ESCALADE	2008	2018	TE-M01 (INCLUDED)	
	SRX	2010	2016	TE-M01 (INCLUDED)	
	STS	2007	2014	TE-M01 (INCLUDED)	
CHEVROLET					
	AVALANCHE	2003	2016	TE-M01 (INCLUDED)	
	AVEO	2008	2018	TE-M01 (INCLUDED)	
	CAPTIVA	2007	2011	TE-M01 (INCLUDED)	
	CAMARO	2010	2017	TE-M01 (INCLUDED)	
	CAMARO	2018	2018	TE-M08	TE-M06
	CHEYENNE	2009	2018	TE-M01 (INCLUDED)	
	COBALT	2007	2014	TE-M01 (INCLUDED)	
	COLORADO	2007	2018	TE-M01 (INCLUDED)	
	CORVETTE	2005	2014	TE-M08	TE-M06
	CRUZE	2010	2018	TE-M01 (INCLUDED)	
	EQUINOX	2007	2019	TE-M01 (INCLUDED)	
	EXPRESS	2007	2018	TE-M01 (INCLUDED)	
	HHR	2005	2015	TE-M01 (INCLUDED)	

MIRROR MOUNT 45

APPLICATIONS

MAKE	MODEL	START	END	BRACKET	BRACKET 2
	IMPALA	2003	2019	TE-M01 (INCLUDED)	
	MALIBU	2002	2018	TE-M01 (INCLUDED)	
	SILVERADO	2003	2018	TE-M01 (INCLUDED)	
	SPARK	2004	2012	TE-M01 (INCLUDED)	
	SUBURBAN	2007	2018	TE-M01 (INCLUDED)	
	TAHOE	2007	2018	TE-M01 (INCLUDED)	
	TRAILBLAZER	2005	2019	TE-M01 (INCLUDED)	
	TRAVERSE	2009	2018	TE-M01 (INCLUDED)	
	VOLT	2012	2018	TE-M01 (INCLUDED)	
CHRYSLER					
	200	2012	2014	TE-M01 (INCLUDED)	
	300	2005	2012	TE-M01 (INCLUDED)	
	300	2013	2017	TE-M08	TE-M06
	PACIFICA	2017	2018	TE-M08	TE-M06
	PT CRUISER	2001	2011	TE-M01 (INCLUDED)	
	SEBRING	2007	2011	TE-M01 (INCLUDED)	
	TOWN & COUNTRY	2001	2017	TE-M01 (INCLUDED)	
DODGE					
	AVENGER	2007	2013	TE-M01 (INCLUDED)	
	CALIBER	2008	2011	TE-M01 (INCLUDED)	
	CARAVAN	2001	2014	TE-M01 (INCLUDED)	
	CHALLENGER	2007	2017	TE-M01 (INCLUDED)	TE-M08
	CHARGER	2008	2012	TE-M01 (INCLUDED)	TE-M08
	CHARGER	2013	2017	TE-M08	
	DAKOTA	2007	2011	TE-M01 (INCLUDED)	
	DART	2013	2016	TE-M08	TE-M06
	DURANGO	2012	2014	TE-M01 (INCLUDED)	
	JOURNEY	2009	2011	TE-M01 (INCLUDED)	
	JOURNEY	2012	2017	TE-M08	TE-M06
	NITRO	2009	2014	TE-M01 (INCLUDED)	
	RAM	2001	2012	TE-M01 (INCLUDED)	
	RAM	2013	2017	TE-M08	TE-M06
	SPRINTER	2008	2013	TE-M11	TE-M06
	RAM PROMASTER	2014	2018	TE-M08	TE-M06
FORD					
	E-SERIES	1997	2012	TE-M01 (INCLUDED)	
	EDGE	2011	2014	TE-M01 (INCLUDED)	

46 MIRROR MOUNT

APPLICATIONS

MAKE	MODEL	START	END	BRACKET	BRACKET 2
	ESCAPE	2001	2014	TE-M01 (INCLUDED)	
	EXPEDITION	1997	2014	TE-M01 (INCLUDED)	
	EXPLORER	1998	2014	TE-M01 (INCLUDED)	
	F-150	1997	2014	TE-M01 (INCLUDED)	
	FIESTA	2011	2014	TE-M01 (INCLUDED)	
	FLEX	2008	2014	TE-M01 (INCLUDED)	
	FOCUS	2007	2014	TE-M01 (INCLUDED)	
	FUSION	2006	2014	TE-M01 (INCLUDED)	
	MUSTANG	2000	2014	TE-M01 (INCLUDED)	
	RANGER (TYPE 1, 2)	1995	2011	TE-M01 (INCLUDED)	
	RANGER (TYPE 3, 4)	2008	2011	TE-M08	TE-M06
	SUPER DUTY	1998	2014	TE-M01 (INCLUDED)	
	TAURUS	2007	2012	TE-M01 (INCLUDED)	
	TAURUS	2013	2013	X	
	TAURUS	2014	2014	TE-M01 (INCLUDED)	
GMC					
	ACADIA	2007	2019	TE-M01 (INCLUDED)	
	CANYON	2007	2018	TE-M01 (INCLUDED)	
	SAVANA	2007	2018	TE-M01 (INCLUDED)	
	SIERRA	2003	2019	TE-M01 (INCLUDED)	
	TERRAIN	2007	2019	TE-M01 (INCLUDED)	
	YUKON	2007	2018	TE-M01 (INCLUDED)	
HONDA					
	ACCORD (SET SCREW)	2009	2018	TE-M01 (INCLUDED)	
	ACCORD (W/O SET SCREW)	2012	2012	TE-M02	TE-M06
	ACCORD INCLUDING HYBRID (W/O SET SCREW)	2018	2018	TE-M08	TE-M06
	ACCORD HYBRID	2005	2007	TE-M02	TE-M06
	ACCORD HYBRID (SET SCREW)	2014	2018	TE-M01 (INCLUDED)	
	CIVIC	2009	2011	TE-M02	TE-M06
	CIVIC	2012	2018	TE-M01 (INCLUDED)	
	CROSSTOUR (W/O SET SCREW)	2010	2011	TE-M02	TE-M06
	CROSSTOUR (SET SCREW)	2010	2015	TE-M01 (INCLUDED)	
	CR-V (W/O SET SCREW)	2003	2005	TE-M02	TE-M06
	CR-V (SET SCREW)	2006	2018	TE-M01 (INCLUDED)	
	CR-V (W/O SET SCREW)	2015	2016	TE-M02	TE-M06
	CR-Z	2011	2012	TE-M02	TE-M06

MAKE	MODEL	START	END	BRACKET	BRACKET 2
	CR-Z	2013	2016	TE-M01 (INCLUDED)	
	FIT	2009	2018	TE-M01 (INCLUDED)	
	HR-V	2016	2018	TE-M01 (INCLUDED)	
	INSIGHT	2010	2014	TE-M02	TE-M06
	INSIGHT	2019	2019	TE-M01 (INCLUDED)	
	ODYSSEY	2000	2004	TE-M02	TE-M06
	ODYSSEY	2005	2019	TE-M01 (INCLUDED)	
	PILOT	2003	2006	TE-M02	TE-M06
	PILOT	2007	2018	TE-M01 (INCLUDED)	
	RIDGELINE	2006	2019	TE-M01 (INCLUDED)	
HUMMER					
	H2	2007	2010	TE-M01 (INCLUDED)	
	H2T	2007	2010	TE-M01 (INCLUDED)	
	H3	2007	2010	TE-M01 (INCLUDED)	
	H3T	2007	2010	TE-M01 (INCLUDED)	
HYUNDAI					
	ACCENT	2008	2011	TE-M07	TE-M06
	ACCENT	2012	2017	TE-M01 (INCLUDED)	
	AZERA	2008	2011	TE-M07	TE-M06
	AZERA	2012	2017	TE-M01 (INCLUDED)	
	ELANTRA	2004	2006	TE-M02	TE-M06
	ELANTRA(HD)	2007	2010	TE-M07	TE-M06
	ELANTRA (TOURING)	2009	2012	TE-M07	TE-M06
	ELANTRA	2011	2018	TE-M01 (INCLUDED)	
	ENTOURAGE	2007	2010	TE-M01 (INCLUDED)	
	EQUUS	2011	2016	TE-M01 (INCLUDED)	
	G80	2017	2018	TE-M01 (INCLUDED)	
	G90	2017	2018	TE-M01 (INCLUDED)	
	GENESIS	2009	2016	TE-M01 (INCLUDED)	
	IONIQ	2017	2018	TE-M01 (INCLUDED)	
	KONA	2018	2018	TE-M01 (INCLUDED)	
	SONATA	2010	2014	TE-M01 (INCLUDED)	
	SANTA FE(SET SCREW)	2007	2018	TE-M01 (INCLUDED)	
	SANTA FE (W/O SET SCREW)	2007	2012	TE-M07	TE-M06
	SONATA	2005	2005	TE-M07	TE-M06
	SONATA	2006	2018	TE-M01 (INCLUDED)	

48 **MIRROR MOUNT**

APPLICATIONS

MAKE	MODEL	START	END	BRACKET	BRACKET 2
	TIBURON	2003	2008	TE-M07	TE-M06
	TUCSON	2005	2015	TE-M07	TE-M06
	TUCSON(SET SCREW)	2010	2018	TE-M01 (INCLUDED)	
	VELOSTER	2012	2018	TE-M01 (INCLUDED)	
	VERACRUZ(W/O SET SCREW)	2007	2013	TE-M07	TE-M06
	VERACRUZ(SET SCREW)	2007	2013	TE-M01 (INCLUDED)	
INFINITI					
	EX35	2010	2014	TE-M01 (INCLUDED)	
	G37	2010	2012	TE-M01 (INCLUDED)	
	M37	2010	2014	TE-M01 (INCLUDED)	
	QX56	2010	2014	TE-M01 (INCLUDED)	
JEEP					
	COMMANDER	2005	2011	TE-M01 (INCLUDED)	
	COMPASS	2008	2014	TE-M01 (INCLUDED)	
	COMPASS	2013	2014	TE-M08	
	CHEROKEE	2016	2016	TE-M08	TE-M06
	GRAND CHEROKEE	2008	2012	TE-M01 (INCLUDED)	
	GRAND CHEROKEE	2013	2017	TE-M08	TE-M06
	LIBERTY	2005	2012	TE-M01 (INCLUDED)	
	LIBERTY	2013	2014	TE-M08	TE-M06
	PATRIOT	2008	2012	TE-M01 (INCLUDED)	
	PATRIOT	2013	2014	TE-M08	TE-M06
	WRANGLER	2007	2012	TE-M01 (INCLUDED)	
	WRANGLER	2013	2014	TE-M08	TE-M06
KIA					
	CADENZA	2014	2018	TE-M01 (INCLUDED)	
	FORTE	2010	2011	TE-M07	TE-M06
	FORTE	2012	2018	TE-M01 (INCLUDED)	
	NIRO	2017	2018	TE-M01 (INCLUDED)	
	OPTIMA	2008	2011	TE-M07	TE-M06
	OPTIMA	2012	2018	TE-M01 (INCLUDED)	
	RIO	2008	2011	TE-M07	TE-M06
	RIO	2012	2018	TE-M01 (INCLUDED)	
	RONDO	2008	2011	TE-M07	TE-M06
	SEDONA	2007	2011	TE-M07	TE-M06
	SEDONA	2012	2018	TE-M01 (INCLUDED)	

MIRROR MOUNT 49

APPLICATIONS

MAKE	MODEL	START	END	BRACKET	BRACKET 2
	SORENTO	2007	2011	TE-M07	TE-M06
	SORENTO	2012	2018	TE-M01 (INCLUDED)	
	SOUL	2009	2011	TE-M07	TE-M06
	SOUL	2012	2018	TE-M01 (INCLUDED)	
	SPORTAGE	2008	2011	TE-M07	TE-M06
	SPORTAGE	2012	2018	TE-M01 (INCLUDED)	
	STINGER	2018	2018	TE-M01 (INCLUDED)	
LINCOLN					
	MKS	2008	2014	TE-M01 (INCLUDED)	
	MKT	2009	2014	TE-M01 (INCLUDED)	
	MKX	2007	2014	TE-M01 (INCLUDED)	
	NAVIGATOR	1998	2013	TE-M01 (INCLUDED)	
	TOWNCAR	2007	2011	TE-M01 (INCLUDED)	
LEXUS					
	GS	2011	2018	TE-M01 (INCLUDED)	
	GX	2011	2018	TE-M01 (INCLUDED)	
	IS	2010	2015	TE-M01 (INCLUDED)	
	LS	2011	2016	TE-M01 (INCLUDED)	
	LX	2011	2014	TE-M01 (INCLUDED)	
	RX350	2010	2018	TE-M01 (INCLUDED)	
	RX450H	2012	2018	TE-M01 (INCLUDED)	
MAZDA					
	MAZDA 2	2011	2014	TE-M01 (INCLUDED)	
	MAZDA 3	2008	2014	TE-M01 (INCLUDED)	
	MAZDA 5	2007	2014	TE-M01 (INCLUDED)	
	MAZDA 6	2007	2013	TE-M01 (INCLUDED)	
	CX-5	2012	2014	TE-M01 (INCLUDED)	
	CX-7	2008	2012	TE-M01 (INCLUDED)	
	CX-9	2008	2014	TE-M01 (INCLUDED)	
	MIATA/MX-5	2007	2014	TE-M01 (INCLUDED)	
	TRIBUTE	2007	2011	TE-M01 (INCLUDED)	
	RX-8	2008	2012		
MERCEDES					
	SPRINTER	2008	2013	TE-M11	TE-M06
MERCURY					
	GRAND MARQUIS	1997	2010	TE-M01 (INCLUDED)	
	MARINER	2001	2010	TE-M01 (INCLUDED)	

50 **MIRROR MOUNT**

APPLICATIONS

MAKE	MODEL	START	END	BRACKET	BRACKET 2
	MILAN	2007	2010	TE-M01 (INCLUDED)	
	MOUNTINEER	1998	2010	TE-M01 (INCLUDED)	
MINI					
	ALL MODEL	ALL YEARS		TE-M06	
MITSUBISHI					
	ECLIPSE	2007	2011	TE-M01 (INCLUDED)	
	EVOLUTION X	2012	2014	TE-M01 (INCLUDED)	
	GALANT	2007	2012	TE-M01 (INCLUDED)	
	LANCER	2007	2011	TE-M07	TE-M06
	LANCER	2012	2014	TE-M01 (INCLUDED)	
	MIEV	2012	2014	TE-M01 (INCLUDED)	
	OUTLANDER	2007	2011	TE-M07	TE-M06
	OUTLANDER	2012	2014	TE-M01 (INCLUDED)	
NISSAN					
	350Z-370Z	2003	2014	TE-M01 (INCLUDED)	
	ALTIMA	2008	2014	TE-M01 (INCLUDED)	
	ARMADA	2007	2013	TE-M01 (INCLUDED)	
	CUBE	2010	2011	TE-M01 (INCLUDED)	
	FRONTIER	2008	2011	TE-M01 (INCLUDED)	
	GT-R	2012	2014	TE-M01 (INCLUDED)	
	JUKE	2012	2013	TE-M01 (INCLUDED)	
	LEAF	2012	2014	TE-M01 (INCLUDED)	
	MAXIMA	2009	2014	TE-M01 (INCLUDED)	
	MURANO	2007	2014	TE-M01 (INCLUDED)	
	PATHFINDER	2008	2014	TE-M01 (INCLUDED)	
	QUEST	2004	2013	TE-M01 (INCLUDED)	
	ROGUE	2011	2014	TE-M01 (INCLUDED)	
	SENTRA	2007	2014	TE-M01 (INCLUDED)	
	TITAN	2007	2012	TE-M01 (INCLUDED)	
	VERSA	2012	2014	TE-M01 (INCLUDED)	
	XTERRA	2008	2011	TE-M01 (INCLUDED)	
RAM					
	1500	2019	2019	TE-M01 (INCLUDED)	
SCION					
	FR-S	2013	2016	TE-M02	TE-M06
	IQ	2012	2015	TE-M01 (INCLUDED)	
	TC	2007	2015	TE-M01 (INCLUDED)	

MAKE	MODEL	START	END	BRACKET	BRACKET 2
	XA	2004	2006	TE-M01 (INCLUDED)	
	XB	2007	2014	TE-M01 (INCLUDED)	
	XD	2008	2014	TE-M01 (INCLUDED)	
SMART					
	SMART	2005	2014	TE-M11	TE-M06
SUBARU					
	BR-Z	2013	2014	TE-M01 (INCLUDED)	
	FORESTER	2007	2014	TE-M01 (INCLUDED)	
	IMPREZA	2007	2014	TE-M01 (INCLUDED)	
	LEGACY	2008	2014	TE-M01 (INCLUDED)	
	OUTBACK	2008	2014	TE-M01 (INCLUDED)	
	TRIBECA	2007	2012	TE-M01 (INCLUDED)	
	WRX	2008	2014	TE-M01 (INCLUDED)	
TOYOTA					
	4RUNNER	2001	2018	TE-M01 (INCLUDED)	
	AVALON	2000	2018	TE-M01 (INCLUDED)	
	CAMRY	2001	2018	TE-M01 (INCLUDED)	
	CELICA	2000	2005	TE-M01 (INCLUDED)	
	C-HR	2018	2019	TE-M01 (INCLUDED)	
	COROLLA (SCREW-ON)	2001	2018	TE-M01 (INCLUDED)	
	COROLLA (CLIP-ON)	2009	2013	TE-M12	TE-M06
	FJ CRUISER	2012	2014	TE-M01 (INCLUDED)	
	HIGHLANDER	2003	2018	TE-M01 (INCLUDED)	
	HILUX	2004	2018	TE-M01 (INCLUDED)	
	IA	2017	2018	TE-M01 (INCLUDED)	
	IM	2017	2018	TE-M01 (INCLUDED)	
	LAND CRUISER	2000	2018	TE-M01 (INCLUDED)	
	MATRIX	2003	2014	TE-M01 (INCLUDED)	
	MIRAI	2016	2018	TE-M01 (INCLUDED)	
	PRIUS	2005	2018	TE-M01 (INCLUDED)	
	PRIUS C	2014	2018	TE-M01 (INCLUDED)	
	PRIUS V	2014	2018	TE-M01 (INCLUDED)	
	RAV4	2001	2018	TE-M01 (INCLUDED)	
	SEQUOIA	2002	2018	TE-M01 (INCLUDED)	
	SIENNA	2012	2018	TE-M01 (INCLUDED)	
	SOLARA	2000	2008	TE-M01 (INCLUDED)	
	TACOMA	2001	2018	TE-M01 (INCLUDED)	

52 MIRROR MOUNT

APPLICATIONS

MAKE	MODEL	START	END	BRACKET	BRACKET 2
	TUNDRA	2003	2018	TE-M01 (INCLUDED)	
	VENZA	2009	2016	TE-M01 (INCLUDED)	
	YARIS	2005	2018	TE-M01 (INCLUDED)	
VOLKSWAGEN					
	BEETLE	2006	2011	TE-M06	
	BEETLE	2012	2016	TE-M03	TE-M06
	EOS	2007	2013	TE-M03	TE-M06
	EOS	2014	2014	TE-M06	
	GTI	2007	2013	TE-M03	TE-M06
	GTI	2014	2014	TE-M06	
	GOLF	2007	2013	TE-M03	TE-M06
	GOLF	2014	2014	TE-M06	
	JETTA	2003	2017	TE-M03	TE-M06
	PASSAT	2005	2012	TE-M03	TE-M06
	PASSAT	2013	2015	TE-M06	
	ROUTAN	2009	2012	TE-M01 (INCLUDED)	
	TIGUAN	2007	2013	TE-M03	TE-M06
	TOURAG	2011	2016	TE-M06	

MERCHANDISE & DISPLAYS

SMALL SLATWALL DISPLAY

- HIGH QUALITY PRINTED LOGO GRAPHIC
- LIGHTWEIGHT RIGID MATERIAL
- DIMENSIONS: 18" X 36"

TE-IBEAMSWD-2

PARTS:

TE-M06, TE-CTM45,
TE-HUD, TE-DVR-W,
TE-7VS, TE-SSA, TE-180
TE-SBC, TE-FLC &
TE-LEDTSSC



LARGE SLATWALL DISPLAY

- HIGH QUALITY PRINTED LOGO GRAPHIC
- LIGHTWEIGHT RIGID MATERIAL
- DIMENSIONS: 48" X 8"

PARTS:

TE-M06, TE-CTM45, TE-HUD,
TE-DVR-W, TE-7VS, TE-BPLTC,
TE-180 & TE-4PSK



SLATWALL HEADER

- HIGH QUALITY PRINTED LOGO GRAPHIC
- LIGHTWEIGHT RIGID MATERIAL
- DIMENSIONS: 48" X 8"

IBEAM-SLATHDR



BANNER

- HIGH QUALITY PRINTED BANNER
- INCLUDES REINFORCED HOLES FOR HANGING
- DIMENSIONS: 48" X 24"

IBEAM-BANNER



STICKER

- 1.5"H X 5.75"W SILVER DIECUT VINYL

IBEAM-STICKER



SHELF TALKER

IB-DISPSTKR

FLOOR STANDING DISPLAY

- HIGH QUALITY PRINTED LOGO GRAPHIC
- LIGHTWEIGHT RIGID MATERIAL
- DIMENSIONS: 78"H X 24"W X 12"D

PARTS:

TE-M06, TE-CTM45
TE-HUD, TE-DVR-W
TE-7VS, TE-BPLTC
TE-180, TE-4PSK



RETAIL DISPLAY #1

- LIGHTWEIGHT RIGID MATERIAL
- DIMENSIONS: 27.5"H X 18"W X 6"D

TE-IBEAMTTD-1

PARTS:

TE-TSI
TE-FDHC
TE-SSA
TE-RRSC (2)
TE-7VS



RETAIL DISPLAY #2

- LIGHTWEIGHT RIGID MATERIAL
- DIMENSIONS: 27.5"H X 18"W X 6"D

TE-IBEAMTTD-2

PARTS:

TE-RM45
TE-BPLTC
TE-DVR-W
TE-DVR-15
TE-16SD
TE-HUD



RETAIL DISPLAY #3

- LIGHTWEIGHT RIGID MATERIAL
- DIMENSIONS: 27.5"H X 18"W X 6"D

TE-IBEAMTTD-3

PARTS:

TE-7VS-4
TE-3BDP
TE-CCD
TE-CCM
TE-CCS



RETAIL DISPLAY #4

- LIGHTWEIGHT RIGID MATERIAL
- DIMENSIONS: 27.5"H X 18"W X 6"D

TE-IBEAMTTD-4

PARTS:

TE-CTM45
TE-JPKT
TE-180
TE-DVR-W
TE-16SD

From Soccer Moms to Commercial Fleets, We've Got Your Back

WITH INTEGRATED VEHICLE SAFETY SOLUTIONS

We've expanded our innovative product line to include even more aftermarket safety systems for today's commercial and consumer vehicle applications. The New 2018 lineup adds tailgate handle backup cameras, dash mount monitors, mirror adapters & monitors, blind spot detectors, parking sensors, night vision DVRs & more.



METRAONLINE.COM

METRA[®]
THE INSTALLER'S CHOICE

2019
NEW PRODUCTS

TABLE OF CONTENTS

NEW DASH KITS

BMW	4-5
CHRYSLER.....	6-7
FORD	8

NEW INTEGRATED ELECTRONIC DASH KITS



CHEVROLET Camaro	9
HYUNDAI Santa Fe	10
KIA Niro	11
KIA Optima	12
KIA Soul	13
KIA Sportage	14



FORD F-150	15
FORD Explorer	16
FORD Mustang	17
FORD Fusion	18
FORD Edge	19

NEW DASH KITS

GM.....	20
HONDA/ACURA.....	21
HYUNDAI/KIA.....	21-22
LAND ROVER	22
MAZDA	23
MERCEDES-BENZ.....	23-24
NISSAN.....	24
SUBARU	24
TOYOTA.....	25

NEW SPEAKER ADAPTERS

GM.....	25
VOLVO	25
TOYOTA.....	25

NEW IBEAM PRODUCTS

CAMERAS	26
MONITOR MOUNTS	26
WATER RESISTANT DVR.....	27
VEHICLE SPECIFIC CAMERA KITS.....	27
POWER LIFT GATES.....	28

NEW INSTALLBAY PRODUCTS

STACKABLE FUSE PANEL.....	30
FOLDABLE SILICONE SPEAKER BAFFLES.....	30
CONNECTOR KITS.....	31
PANEL SWITCHES.....	32
REPLACEMENT HEADLIGHT BULBS.....	33-34

NEW HEISE PRODUCTS

DRL SERIES LIGHTBARS.....	36-37
MUNICIPALITY SERIES LIGHTS.....	38

FITS BMW



95-9317B

P D

BMW 3 & 4 Series 2014-2016 (with NBT iDrive/without amp)

- Specific for Double-DIN installations
- Painted black to match the factory appearance
- All audio and steering wheel interfacing included as well as the antenna adapter for an all-in-one complete kit
- Only for models with an iDrive NBT radio



95-9318B

P D

BMW 3 & 4 Series 2014-2016 (with NBT iDrive/without amp)

- Specific for Double-DIN installations
- Painted black to match the factory appearance
- All audio and steering wheel interfacing included as well as the antenna adapter for an all-in-one complete kit
- Only for models with an iDrive NBT radio



95-9319B

P D

BMW 2 Series (F22/F23/F87) 2015-2016 (with NBT iDrive/without amp)

- Specific for Double-DIN installations
- Painted black to match the factory appearance
- All audio and steering wheel interfacing included as well as the antenna adapter for an all-in-one complete kit
- Only for models with an iDrive NBT radio



95-9320B

P D

BMW 2 Series (F22/F23/F87) 2015-2016 (with NBT iDrive/without amp)

- Specific for Double-DIN installations
- Painted black to match the factory appearance
- All audio and steering wheel interfacing included as well as the antenna adapter for an all-in-one complete kit
- Only for models with an iDrive NBT radio

FITS BMW



95-9321B



BMW X5 (E70) 2007-2013 (with iDrive/without amp)

- Specific for Double-DIN installations
- Painted black to match the factory appearance
- All audio and steering wheel interfacing included as well as the antenna adapter for an all-in-one complete kit
- Only for models with an iDrive NBT radio



95-9322B



BMW X5 (E70) 2007-2013 (with MOST® amp)

- Specific for Double-DIN installations
- Painted black to match the factory appearance
- All audio and steering wheel interfacing included as well as the antenna adapter for an all-in-one complete kit
- Only for models with an iDrive NBT radio



95-9323



BMW X1 2013-2015

- Specific for Double-DIN installations
- Painted black to match the factory appearance
- Includes components necessary to relocate the factory climate control
- All audio and steering wheel interfacing included as well as the antenna adapter for an all-in-one complete kit
- Only for models with an iDrive NBT radio




95-9324B



BMW X3 (E83) 2004-2010

- Specific for Double-DIN installations
- Painted black to match the factory appearance
- Includes components necessary to relocate the factory climate control
- All audio and steering wheel interfacing included as well as the antenna adapter for an all-in-one complete kit
- Only for models with an iDrive NBT radio

FITS CHRYSLER



95-6546B



JEEP Grand Cherokee 1999-2004

- ISO Double-DIN radio provision
- Painted scratch-resistant matte black
- A new trim panel provides the DDIN opening and ability to retain the factory air vents



95-6547B



DODGE Dakota 2001-2004 | Durango 2001-2003

- ISO Double-DIN radio provision
- Painted scratch-resistant matte black
- Cutting template included to simplify modifying the factory dash panel

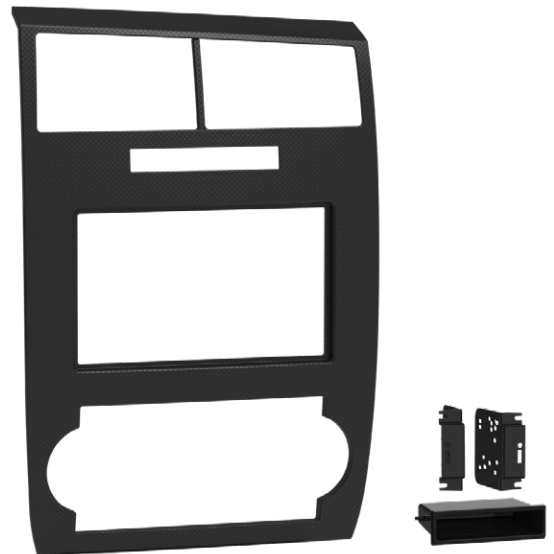


99-6548B



DODGE Charger | Magnum 2005-2007

- New design of factory panel with aftermarket Double-DIN radio opening
- Painted scratch-resistant matte black




99-6548CF



DODGE Charger | Magnum 2005-2007

- New design of factory panel with aftermarket Double-DIN radio opening
- Carbon fiber water transfer

FITS CHRYSLER



99-6548S



DODGE Charger | Magnum 2005-2007

- New design of factory panel with aftermarket Double-DIN radio opening
- Painted bright silver



95-6549



JEEP Wrangler 1997-2002

- ISO Double-DIN radio provision
- Textured to match the factory finish
- Large replacement panel provides the ability for DDIN without major custom work




99-6550B



CHRYSLER 300 2005-2007

- Parts provided for the installation of ISO Single-DIN and Double-DIN radios
- Painted scratch-resistant matte black
- New design of factory panel with aftermarket DDIN radio opening



95-6551



DODGE Ram 1998-2001

- Double-DIN specific mounting solution
- Custom textured to match the factory appearance
- Cutting template included to simplify modifying the factory dash panel

FITS FORD




95-5701



FORD F-Series Trucks | Bronco 1992-1996 | F-250 | F-350 1997

- ISO Double-DIN radio provision
- Textured to match the factory finish
- Detailed instructions explain a small cut to the factory dash panel, and a trim panel covers the cut



95-5702



FORD Aerostar 1992-1997

- Double-DIN specific mounting solution
- Custom textured to match the factory appearance
- Cutting template included to simplify modifying the factory dash panel

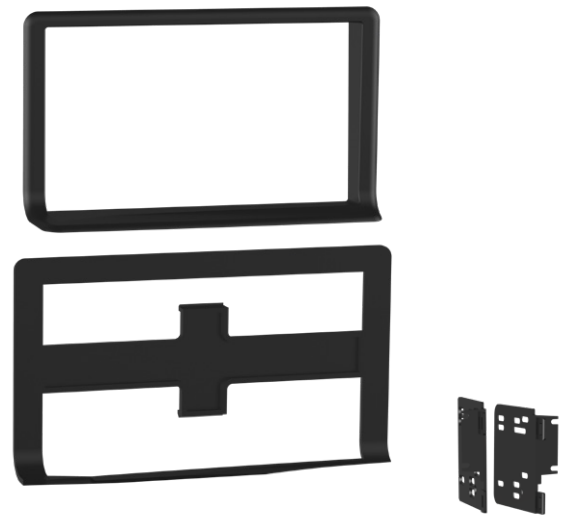


95-5703B



FORD Mustang 1994-2000

- Replacement dash panel for a Double-DIN specific mounting solution
- Painted scratch-resistant matte black



95-5704



FORD Econoline 1992-1996

- Double-DIN specific mounting solution
- Custom textured to match the factory appearance
- Cutting template included to simplify modifying the factory dash panel

FITS GM



Factory rotary knobs are removed from the factory panel and assembled with the Metra components

Pocket included for Single-DIN installations



99-3028S



CHEVROLET Camaro 2010-2015

• A combination of Metra interfacing and laser etched hard buttons paired with the factory rotary controls provide a custom look while keeping the factory style and feel

FITS HYUNDAI/KIA



Painted high gloss black to match the factory finish

Retains and controls most climate functions normally lost when removing factory radio

Pocket included for Single-DIN installations



99-7382HG

PATENT PENDING **P** **D**

KIA Niro 2017-UP* (with factory auto climate control and non-amplified)
• Parts included for the installation of both Single-DIN and Double-DIN radios
• Integrated electronics with laser etched graphics retain the factory climate control display features

- A gloss black housing with matte black controls to match the factory finish
- Includes ASWC-1 to retain the factory steering wheel controls
- Retains the factory backup camera, and also includes an AX-CAM6V step-down converter for the factory camera

Painted matte black with silver to match the factory finish



Retains and controls most climate functions normally lost when removing factory radio

Pocket included for Single-DIN installations



Touch Tronix™

99-7384B

KIA Optima 2017-UP* (with factory auto climate control and non-amplified)

- Parts included for the installation of both Single-DIN and Double-DIN radios
- Integrated electronics with laser etched graphics retain the factory climate control display features



- Painted scratch-resistant matte black with bright silver trim to match factory finish
- Includes ASWC-1 to retain the factory steering wheel controls
- Retains the factory backup camera, and also includes an AX-CAM6V step-down converter for the factory camera

FITS HYUNDAI/KIA



Painted matte black to match the factory finish

Retains and controls most climate functions normally lost when removing factory radio

Pocket included for Single-DIN installations



99-7385B



HYUNDAI **Santa Fe 2017-2018** (without NAV) **Santa Fe Sport 2017-2018** (without NAV, with display radio)

- Parts included for the installation of both Single-DIN and Double-DIN radios
- Painted scratch-resistant matte black to match the factory finish
- Integrated electronics with laser etched graphics retain the factory climate control display features



Pocket included for Single-DIN installations



Touch
TronixTM

99-7388HG

P D


KIA Soul 2014-UP* (with factory NAV)

- Parts included for the installation of both Single-DIN and Double-DIN radios
- Integrated electronics with laser etched graphics retain the factory climate control display features. Includes ASWC-1 to retain the factory steering wheel controls. Retains factory backup camera if equipped
- A gloss black housing with matte black controls to match the factory finish

FITS HYUNDAI/KIA



Painted scratch-resistant matte black



Retains and controls most climate functions normally lost when removing factory radio

Pocket included for Single-DIN installations



99-7389B



KIA Sportage 2017-UP* (non-NAV display radio)

- Parts included for the installation of both Single-DIN and Double-DIN radios
- Integrated electronics with laser etched graphics retain the factory climate control display features

- Includes ASWC-1 to retain the factory steering wheel controls
- Retains factory backup camera if equipped
- Painted scratch-resistant matte black

+ TURBO TACTILE

FITS FORD



Painted to match the factory finish

Rotary knobs with LCD status displays

Retains and controls most climate functions normally lost when removing factory radio



COMING SOON

99-5849CH

P D

FORD F-150 2015-2017 (with single-zone climate controls)

- Factory style hard buttons with laser etched graphics to retain and control most climate functions normally lost when removing factory radio
- Easy to use rotary knobs with LCD status displays for temp and fan speed
- Retains steering wheel functionality - no need to purchase and install a separate steering wheel control interface!

- Parts included for installation of Single-DIN and Double-DIN radios
- Integrated hazard button and passenger airbag indicator
- Painted to match the factory finish

FITS FORD



COMING SOON

99-5852CH

P D

FORD **Explorer 2011-2015** (with single-zone climate controls)

- Factory style hard buttons with laser etched graphics to retain and control most climate functions normally lost when removing factory radio
- Easy to use rotary knobs with LCD status display for temp and fan speed
- Parts included for installation of Single-DIN and Double-DIN radios
- Retains steering wheel functionality - no need to purchase and install a separate steering wheel control interface!
- Integrated hazard button and passenger airbag indicator
- Painted to match the factory finish

FITS FORD



Turbo
Tactile[™]

**COMING
SOON**

99-5853CH

P D

FORD **Mustang 2010-2014** (with single-zone climate controls)

- Factory style hard buttons with laser etched graphics to retain and control most climate functions normally lost when removing factory radio
- Easy to use rotary knobs with LCD status display for temp and fan speed
- Parts included for installation of Single-DIN and Double-DIN radios

- Retains steering wheel functionality - no need to purchase and install a separate steering wheel control interface!
- Integrated hazard button and passenger airbag indicator
- Painted to match the factory finish

FITS FORD

Retains and controls most climate functions normally lost when removing factory radio



Rotary knobs with LCD status displays

Painted to match the factory finish



COMING SOON

99-5854B


P D

FORD **Fusion 2015-2017** (with single-zone climate controls)

- Factory style hard buttons with laser etched graphics to retain and control most climate functions normally lost when removing factory radio
- Easy to use rotary knobs with LCD status display for temp and fan speed
- Parts included for installation of Single-DIN and Double-DIN radios

- Retains steering wheel functionality - no need to purchase and install a separate steering wheel control interface!
- Integrated hazard button and passenger airbag indicator
- Painted to match the factory finish

FITS FORD



Turbo
Tactile[™]

**COMING
SOON**

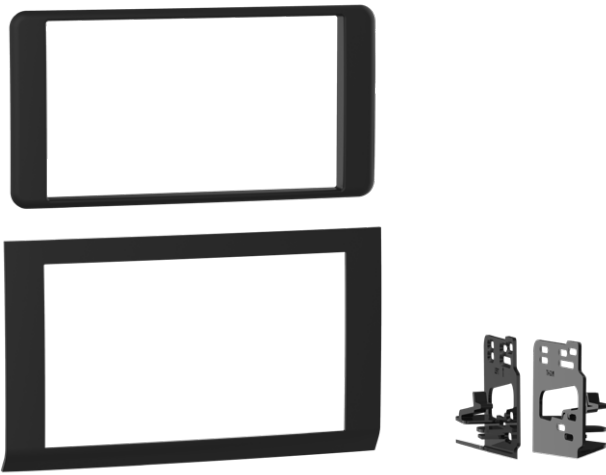
99-5855CH

P D

FORD Edge 2011-2014 (with single-zone climate controls)

- Factory style hard buttons with laser etched graphics to retain and control most climate functions normally lost when removing factory radio
- Easy to use rotary knobs with LCD status display for temp and fan speed
- Parts included for installation of Single-DIN and Double-DIN radios
- Retains steering wheel functionality - no need to purchase and install a separate steering wheel control interface!
- Integrated hazard button and passenger airbag indicator
- Painted to match the factory finish

FITS GM



95-3005

T D

CHEVROLET **Astro** | GMC **Safari 1996-2005**

- Double-DIN specific mounting solution
- Custom textured to match the factory appearance
- Cutting template included to simplify modifying the factory dash panel



95-3023HG

P D

CHEVROLET **Trax 2017-UP***

- ISO Single-DIN provision with an included pocket
- Painted gloss black to match the factory finish



99-3026B

P D

CADILLAC **XLR 2004-2009**

- Parts provided for the installation of ISO Single-DIN and Double-DIN radios
- Painted scratch-resistant matte black
- Two trim plates included to cover different climate controls available



95-3027

PATENT PENDING D

CHEVROLET **S-10 Blazer | Pick-up 1998-2002**

GMC **Sonoma 1998-2002 | Jimmy 1998-2001 | ISUZU Hombre 1998-2000**

- ISO Double-DIN radio provision
- High polish for a clean aftermarket look
- Detailed instructions explain a small cut to the factory dash panel, and a trim panel covers the cut

FITS HONDA/ACURA



95-7820B



ACURA MDX 2007-2013

- ISO Double-DIN radio provision
- Painted scratch-resistant matte black

FITS HYUNDAI/KIA



95-7391B



KIA RIO 2018-UP*

- ISO Double-DIN radio provision
- Painted scratch-resistant matte black



99-7391B



KIA RIO 2018-UP*

- ISO Single-DIN provision with an included pocket
- Painted scratch-resistant matte black

FITS HYUNDAI/KIA

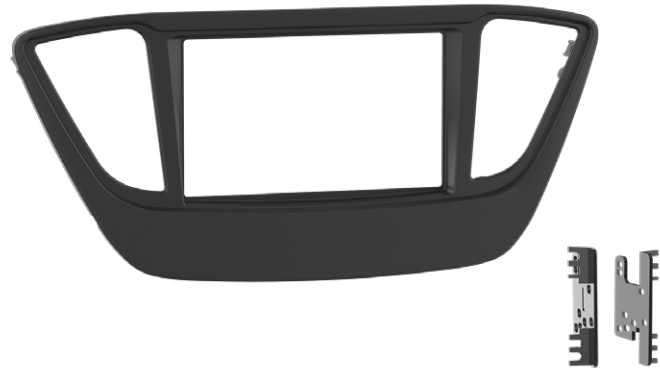


99-7392B

PATENT PENDING **SPECIAL DESIGN** **P**

Hyundai **Kona 2018-UP***

- Designed for use with ISO Double-DIN radio with "L" shaped design, with the radio chassis at the bottom of the screen. As of this writing, only the Alpine INE-W967HD (discontinued, replaced by INE-W977HD), iLX-107, and iLX-207 have this design
- Installs most Single-DIN radios
- Painted scratch-resistant matte black



95-7393B

PATENT PENDING **P** **D**

Hyundai **Accent 2018-UP***

- Specific for Single-DIN installations with a pocket
- Painted scratch-resistant matte black



99-7393B

P

Hyundai **Accent 2018-UP***

- Specific for Double-DIN installations
- Painted scratch-resistant matte black

FITS LANDROVER



95-9405B

P

LANDROVER **LR4 2010-2016** (with 4.2" or 7" screen)

- Specific for Double-DIN installations
- All audio and steering wheel interfacing included as well as the antenna adapter for an all-in-one complete kit
- Painted black to match the factory appearance

FITS MAZDA



95-7526B



SPECIAL DESIGN

T

P

D

MAZDA 3 2014-UP*

- ISO Double-DIN radio provision
- Custom texture and painted scratch-resistant matte black to match factory appearance
- Designed for use with ISO Double-DIN radio with "L" shaped design, with the radio chassis at the bottom of the screen. As of this writing, only the Alpine INE-W967HD (discontinued, replaced by INE-W977HD), iLX-107, and iLX-207 have this design



99-7526B



T

P

MAZDA 3 2014-UP*

- ISO Single-DIN provision with an included pocket
- Custom texture and painted scratch-resistant matte black to match factory appearance

FITS MERCEDES



95-8728B



MERCEDES R Class 2006-2011

- Specific for Double-DIN installations
- Painted black to match the factory appearance



95-8729B



MERCEDES SL Class 2003-2012

- Specific for Double-DIN installations
- Painted black to match the factory appearance

FITS MERCEDES



95-8730B



MERCEDES E Class (W212) 2010-2013

- Specific for Double-DIN installations
- Painted black to match the factory appearance

FITS NISSAN



99-7634B



NISSAN NP 300 2017-UP*

- Parts provided for the installation of ISO Single-DIN and Double-DIN radios
- Painted scratch-resistant matte black
- International application (not found in USA)

FITS SUBARU




95-8909



SUBARU Outback | Legacy 2018-UP* (except 2.5i trim)

- Specific for Double-DIN installations
- Painted high gloss black with silver trim
- 99-8909 available, sold separately, with a pocket for Single-DIN installations




95-8910S



SUBARU Outback | Legacy 2010-2012 (with factory NAV)

- Specific for Double-DIN installations
- Painted silver to match the OEM finish
- 99-8910S available, sold separately, with a pocket for Single-DIN installations

FITS TOYOTA



95-8166G



LEXUS **GX 470 2003-2009** (without factory NAV)

- Double-DIN specific mounting solution
- Utilizes factory brackets for a simple install
- Painted to match the factory appearance



99-8268



TOYOTA **Highlander 2001-2007** (without NAV) | **Sequoia 2003-2007**

| **Tundra 2003-2006**

- Parts provided for the installation of ISO Single-DIN and Double-DIN radios
- Textured to match the factory finish
- Combining several model applications into one multi-kit
- Does not require the factory brackets for DDIN

SPEAKER ADAPTERS



82-3021

GM **Trailblazer | Envoy | Bravada 2002-2008**

- Mounting adapter for 6-6.75 inch speakers
- Front door location



82-3022

GM **Trailblazer | Envoy | Bravada 2002-2008**

- Mounting adapter for 6-6.75 inch speakers
- Rear door location



82-3023

GM **Trailblazer | Envoy | Bravada 2002-2008**

- Mounting adapter for aftermarket tweeters
- Dash tweeter location



82-9200

VOLVO **Multi-App***

- Mounting adapter for 6-6.75 inch speakers



82-8153

TOYOTA **Sequoia 2001-2007**

| **Tundra (double cab) 2004-2006**

- Mounting adapter for 6-6.75 inch speakers
- Front door location



82-8152

TOYOTA **Multi-App***

- Designed for the installation of aftermarket 6x9" speakers
- Commonly used with Metra speaker harness 72-8104

VEHICLE SAFETY

TE-FDHDH (FACTORY BLACK TEXTURE) TAILGATE HANDLE CAMERA

- CMOS 1/4 sensor
- Resolution: 400 TV lines
- Field of view: diagonal 168°, horizontal 136° & vertical 100°
- 0.1 LUX
- Defeatable parking lines
- 26' of extension cable

FITS: FORD F-250/F-350/F-450 2017-UP*



168°
VIEWING
ANGLE

IP69
RATED

ON/OFF
LINES

**REAR
MOUNTING**

TE-CCWRM WIRELESS RECHARGEABLE CAMERA

- 2.4Ghz wireless camera, 394 feet range
- Built-in, strong magnetic base
- Built-in rechargeable lithium battery
- 12 hours of run time (in daylight)
- Overcharge protection
- 0 LUX
- 120° of diagonal view

FITS: UNIVERSAL



WIRELESS

**NIGHT
VISION**

120°
VIEWING
ANGLE

**IP69K
RATED**

TE-MM3M 3M MONITOR DASH MOUNT

- Larger surface with 3M tape for mounting to dashboard
- 4" by 4" surface area with bendable pieces to adjust to rounded surfaces
- Low profile mount, 1.5" adjustable mount from the mounting surface
- Universal commercial mounting option used with most commercial monitors

FITS: UNIVERSAL



D
DASH
MOUNT

TE-MMWS WINDSHIELD MONITOR MOUNT

- Strong suction cup mount
- Low profile mount, 2.5" adjustable shaft from suction cup
- Universal commercial mounting option used with most commercial monitors

FITS: UNIVERSAL



W
WINDSHIELD
MOUNT

TE-MMS SCREW MOUNTED MONITOR MOUNT

- Dual screw mount (2.5" X 1.5")
- Mount to any flat surface
- 4" slightly curved neck from mounting surface
- Universal commercial mounting option used with most commercial monitors

FITS: UNIVERSAL



**SURFACE
MOUNT**



VEHICLE SAFETY

TE-DVR-PS

DUAL CHANNEL WATER RESISTANT DVR

- Two cameras included for front and rear recording with 2 mounting options: flush mount and bullet mount
- WiFi app for playback viewing
- Viewing angle: 150°
- G-sensor built-in for collision detection
- Resolution: 1920 X 1080 @ 30 fps
- Max MicroSD: 180gb (sold separately)
- IP67 for both cameras and control box

FITS: UNIVERSAL



FLUSH MOUNT



VIEWING ANGLE



IP67 RATED



SURFACE MOUNT

TE-DVR-PSEXT

TE-DVR-PS REAR EXTENSION CABLE

- Extension cable used for ONLY extending the rear camera on the TE-DVR-PS
- 26' in length
- IP67 connectors

FITS: UNIVERSAL



IP67 RATED

TE-FORD-SV-1

SIDE-VIEW CAMERA KIT

- Includes two side mirror pods
- Includes 2 cameras for each pod
- Field of view: 170°
- IP67
- AX-ADDCAM interface and vehicle specific wiring included
- Must program the interface via the Axxess Updater before install

FITS: FORD F-150 2015-2017



FLUSH MOUNT



VIEWING ANGLE



IP67 RATED

TE-JEEP-BU-2

MULTI-ADJUSTABLE KIT WITH INTERFACE

- Kit includes multi-adjustable bracket, camera, wiring, AX-ADDCAM and vehicle specific harness
- Bracket mounts to studs of spare tire
- Field of view: 170° Diagonal
- Parking lines

FITS: JEEP WRANGLER 2007-2018*

(*2018 JK TRIMS ONLY)



VIEWING ANGLE



IP67 RATED



SURFACE MOUNT

POWER LIFT GATE

TE-PLG series of Power Lift Gate Solutions

Add a power-operated lift gate assistance system with iBeam's vehicle-specific solutions. These plug-n-play kits are quick and easy to install and include a button for both the front and rear of the vehicle, allowing the lift gate to be operated from either location. Intelligent safety design prevents the lift gate from closing any further once an object has been touched. All mounting hardware is included in the kit, including vehicle-specific brackets and harnesses. Combine these solutions with the iBeam Foot Control Automatic Opener (TE-ATO) for a completely hands-free solution.

NEW

- Easy plug-n-play harnessing
- Includes all hardware needed
- Vehicle specific brackets included
- Front and rear buttons included

TE-PLGEQN1

FITS: 2012-2017 CHEVROLET EQUINOX

TE-PLGEQN2

FITS: 2018-2019 CHEVROLET EQUINOX

TE-PLGESC

FITS: 2016-2018 FORD ESCAPE

TE-PLGTER

FITS: 2015-2017 GMC TERRAIN

TE-PLGCRV

FITS: 2017-2018 HONDA CRV

TE-PLGRAV

FITS: 2015-2018 TOYOTA RAV4

TE-ATO

AUTOMATIC TRUNK OPENER INTEGRATION KIT FOR FOOT MOTION TRUNK OPENING

- 2-sensor detection design
- Simple kick action to engage trunk opener
- Built-in integration for positive & negative trigger systems, or directly to the trunk switch
- Compatible with vehicles equipped with motorized trunk openers



From Soccer Moms to Commercial Fleets, We've Got Your Back

WITH INTEGRATED VEHICLE SAFETY SOLUTIONS

We've expanded our innovative product line to include even more aftermarket safety systems for today's commercial and consumer vehicle applications. The New 2018 lineup adds tailgate handle backup cameras, dash mount monitors, mirror adapters & monitors, blind spot detectors, parking sensors, night vision DVRs & more.





IBSBF69



IBSBF65

ATMFP

ATC/ATM STACKABLE FUSE PANEL

- In-line fuse holder, with jumpers you can create any distribution block
- Fused distribution block or power / ground block
- Max amperage per circuit 40a
- Max voltage: 32v cd
- Mounting: #8 screw
- Fuses any ATC
- Modular fuse block patented

FOLDABLE SILICONE SPEAKER BAFFLES

IBSBF65	6.5" WITH EGG WAVE FOAM RETAIL PR	PAIR
IBSBF65-B	6.5" WITH EGG WAVE FOAM 10PK RETAIL	10 PAIRS
IBSBF525	5.25" WITH EGG WAVE FOAM RETAIL PR	PAIR
IBSBF69	6X9" WITH EGG WAVE FOAM RETAIL PR	PAIR
IBSBF69-B	6X9" WITH EGG WAVE FOAM 10PK RETAIL	10 PAIRS



IBR90



IBR91



IBR92



IBR93



IBR94



IBR95

ACCESSORIES

IBR90	FITS: HONDA / USB PORT AUDIO INPUT + HDMI VIDEO INPUT / CONNECT HANDHELD DEVICES TO VCDS AND NAVIGATIONS, AND TRANSMIT AUDIO AND VIDEO
IBR91	ROUND USB+AUX SOCKET 12-24V / INPUT VOLTAGE: 12V/24V DC / OUTPUT VOLTAGE: 2.1A / AUDIO: 3.5MM / OUTPUT VOLTAGE: 5V35% 2.1A DC
IBR92	USB CHARGING PORT / VOLTMETER: LED THREE-DIGIT DISPLAY / ACCURACY: 0.1VDC / WATER RESISTANT COVER / DC12V 20A /DC24V 10A / OUTPUT CURRENT: 2.1A
IBR93	0-15A VOLTMETER / C5-30V / TWO ROWS OF THREE 0.25 DIGITAL TUBE AMMETERS / MEASURABLE RANGE: 6-30V
IBR94	VOLTMETER 24V BATTERY VOLTAGE DETECTION OF CARS, MOTORCYCLES, UTV, ATV, AND BOATS
IBR95	VOLTMETER 12V BATTERY VOLTAGE DETECTION FOR CARS, MOTORCYCLES, UTV, ATV, AND BOATS



IBK-150



IBK-175



IBK-N300

TERMINAL / CONNECTORS KITS

IBK-150	150 PIECE ASSORTED VINYL TERMINAL / CONNECTOR KIT IN A RETAIL STORAGE CONTAINER	1 KIT
IBK-175	175 PIECE ASSORTED VINYL TERMINAL / CONNECTOR KIT IN A RETAIL STORAGE CONTAINER	1 KIT
IBK-175J	175 PIECE ASSORTED VINYL TERMINAL / CONNECTOR KIT IN A RETAIL STORAGE CONTAINER	1 KIT
IBK-300	300 PIECE ASSORTED VINYL TERMINAL / CONNECTOR KIT IN A RETAIL STORAGE CONTAINER	1 KIT
IBK-HS120	120 PIECE ASSORTED HEAT SHRINK TERMINAL / CONNECTOR KIT IN A RETAIL STORAGE CONTAINER	1 KIT
IBK-N300	300 PIECE NYLON ASSORTED TERMINAL/CONNECTOR KIT IN A RETAIL STORAGE CONTAINER	1 KIT



IBATMLPKIT



IBATCKIT




IBATMKIT

ASSORTMENT KITS

IBATMLPKIT	150 PIECE ATMLP FUSE KIT / ASSORTED AMLP FUSES IN RETAIL STORAGE KIT	1 KIT
IBATCKIT	150 PIECE ATC FUSE ASSORTED / ATC FUSES IN RETAIL STORAGE KIT	1 KIT
IBATMKIT	150 PIECE ATC FUSE ASSORTED / ATM FUSES IN RETAIL STORAGE KIT	1 KIT

THESE SWITCHES WORK FOR THESE METRA BRANDS:



IBSP6



IBSS



IBSS2L



IBSP4



IBSS6P



IBSSR



IBSSL

PANEL SWITCHES

IBSP4	(4) BUILT-IN 15 AMP CIRCUIT BREAKERS- RUBBER PANEL + WATER RESISTANT RUBBER SEALS-OVERLOAD PROTECTION DESIGN -SPLASH WATER ANTI-CORROSION
IBSP6	(6) BUILT-IN 15 AMP CIRCUIT BREAKERS- RUBBER PANEL + WATER RESISTANT RUBBER SEALS-OVERLOAD PROTECTION DESIGN -SPLASH WATER ANTI-CORROSION
IBSS	CE-CERT 12-24V RANGE OUTPUT - SHORT CIRCUIT PROTECTION - OVERLOAD PROTECTION -POLARITY REVERSAL PROTECTION - PANEL MOUNT
IBSS2L	SWITCH W/ LED INDICATOR - CE CERT - 12-24V RANGE - OUTPUT SHORT CIRCUIT PROTECTION - OVERLOAD PROTECTION - POLARITY REVERSAL PROTECTION - PANEL MOUNT
IBSS6P	6 PIN ON - OFF CE-CERT 12-24V RANGE OUTPUT -SHORT CIRCUIT PROTECTION-OVERLOAD PROTECTION - POLARITY REVERSAL PROTECTION - PANEL MOUNT
IBSSL	CE-CERT 12-24V RANGE OUTPUT - SHORT CIRCUIT PROTECTION-OVERLOAD PROTECTION -POLARITY REVERSAL PROTECTION - PANEL MOUNT
IBSSR	CE-CERT 12-24V RANGE OUTPUT - RED LED - SHORT CIRCUIT PROTECTION - OVERLOAD PROTECTION - POLARITY REVERSAL PROTECTION -PANEL MOUNT
IBSSWB	CE-CERT 12- 24V RANGE OUTPUT - 6 PIN WINCH W LED- SHORT CIRCUIT PROTECTION -OVERLOAD PROTECTION - POLARITY REVERSAL PROTECTION -PANEL MOUNT

NEW Replacement Headlight Bulbs

Install Bay is now offering replacement LED headlight bulbs, proving that good things come in small packages. With a 3.1" (78.2mm) total length and a heat sink that is only 1.26" (32mm) in diameter, these bulbs fit in tight applications that traditional LED upgrades cannot touch. This new compact design is a great value and doesn't compromise performance. By engineering a high density fin design these bulbs stay as cool or even cooler than the traditional LED bulbs with bulky heat sinks or messy braid designs. The light output is equally impressive with a total of 6,000 lumens of cool white (6500K) illumination. Kits are available in 20 of the most common sizes, including single and dual beam options. See the difference LED headlights will make!



IBH1



IBH3



IBH4



IBH7



IBH8



IBH10



IBH11



IBH16



IBP13

REPLACEMENT LED HEADLIGHT BULBS

IBH1	H1 LED SINGLE BEAM	PAIR	IBH10	H10 LED SINGLE BEAM	PAIR
IBH3	H3 LED SINGLE BEAM	PAIR	IBH11	H11 LED SINGLE BEAM	PAIR
IBH4	H4 LED DUAL BEAM	PAIR	IBH13	H13 LED DUAL BEAM	PAIR
IBH7	H7 LED SINGLE BEAM	PAIR	IBH16	H16 LED SINGLE BEAM	PAIR
IBH8	H8 LED SINGLE BEAM	PAIR	IBP13	HP13 LED SINGLE BEAM	PAIR



IB52002



IB880



IB881



IB9004



IB9005



IB9006



IB9007



IB9012



IBPSX26

REPLACEMENT LED HEADLIGHT BULBS

IB5202	H5202 LED SINGLE BEAM	PAIR	IB9006	H9006 LED SINGLE BEAM	PAIR
IB880	H880 LED SINGLE BEAM	PAIR	IB9007	H9007 LED DUAL BEAM	PAIR
IB881	H881 LED SINGLE BEAM	PAIR	IB9012	H9012 LED SINGLE BEAM	PAIR
IB9004	H9004 LED DUAL BEAM	PAIR	IBPSX24	HPSX24 LED SINGLE BEAM	PAIR
IB9005	H9005 LED SINGLE BEAM	PAIR	IBPSX26	HPSX26 LED SINGLE BEAM	PAIR

DRL SERIES LED LIGHTBARS

Heise's DRL Series dual-row lightbars have an integrated daytime running light in the center along the entire length of the bar, with a clean white light that provides additional visibility - day or night. The daytime running lights can be lit without the off-road lights being on and are powered by 6V to 24V circuits, using new 3-wire DT3 and ATP3 plugs and pigtails. Rated IP67 with a military grade metal breather port that allows moisture to escape. Built to last, featuring Heise's proprietary torture-tested heavy-duty construction with a virtually unbreakable polycarbonate lens, backed by a limited lifetime warranty.

HE-DRL8

8 INCH

12 LED

Wattage: 36W • **Raw Lumens:** 2280 • **Lux @ 10M:** 215
Current Consumption @ 13.8V: 2.6 • **IP Rating:** IP67

Hole Dimensions:

Bracket Turned In: 7.25" • **Brackets Turned Out:** 9.5"



7.5"W x 3"H

HE-DRL14

14 INCH

24 LED

Wattage: 72W • **Raw Lumens:** 5760 • **Lux @ 10M:** 466
Current Consumption @ 13.8V: 5.2 • **IP Rating:** IP67

Hole Dimensions:

Bracket Turned In: 13.25" • **Brackets Turned Out:** 15.5"



13.25"W x 3"H

HE-DRL22

22 INCH

40 LED

Wattage: 120W • **Raw Lumens:** 9600 • **Lux @ 10M:** 655
Current Consumption @ 13.8V: 8.7 • **IP Rating:** IP67

Hole Dimensions:

Bracket Turned In: 21.25" • **Brackets Turned Out:** 23.5"



21.25"W x 3"H

HE-DRL30

30 INCH

60 LED

Wattage: 180W • **Raw Lumens:** 13440 • **Lux @ 10M:** 1909
Current Consumption @ 13.8V: 13 • **IP Rating:** IP67

Hole Dimensions:

Bracket Turned In: 29.25" • **Brackets Turned Out:** 31.5"



29.25"W x 3"H

HE-DRL40

40 INCH

80 LED

Wattage: 240W • **Raw Lumens:** 18240 • **Lux @ 10M:** 2531
Current Consumption @ 13.8V: 17.4 • **IP Rating:** IP67

Hole Dimensions:

Bracket Turned In: 39.25" • **Brackets Turned Out:** 41.5"



39.25"W x 3"H

HE-DRL50

50 INCH

96 LED

Wattage: 288W • **Raw Lumens:** 23040 • **Lux @ 10M:** 2750
Current Consumption @ 13.8V: 20.9 • **IP Rating:** IP67

Hole Dimensions:

Bracket Turned In: 49.25" • **Brackets Turned Out:** 51.5"



49.5"W x 3"H

COMMON LIGHTBAR FEATURES

U

UNIVERSAL DUAL MOUNT SYSTEM



MOUNT ANYWHERE

Heavy duty rubber foot mounts help reduce vibration for LED lightbars anywhere.

INPUT VOLTAGE: 10-30V DC

COLOR TEMPERATURE: 6000K

BEAM PATTERN: COMBO: FLOOD (90 DEGREE)
SPOT (8 DEGREE)

HOUSING MATERIAL: POWDER COATED ALUMINUM

COLOR: BLACK

MEMBRANE: MILITARY GRADE METAL BREATHER PORT

LENS MATERIAL: POLYCARBONATE

MOUNTING BOLT DRILL: 0.25"

HEIGHT OF LIGHT BAR: 3.0"

DEPTH OF LIGHT BAR: 2.5"

ELECTRONICS: INTEGRATED-EPOXY ENCAPSULATED

HARDWARE: STAINLESS 316

OPERATING TEMPERATURE: -40°C TO +60°C

PROTECTION: REVERSE POLARITY

ACCESSORIES INCLUDED

4

Brackets

2

Mounting pads

4

Stainless steel screws

2

Allen keys

1

Pigtail harness



SAFETY/CAUTION WORK LIGHTS

The Municipality Series from Heise LED Lighting Systems enters a new category for government, construction and emergency vehicle lighting. These universal lights are designed for any fleet, commercial vehicle, or heavy equipment requiring a powerful visual alert.

HE-MUMRK-6WA 1/2 WHITE 1/2 AMBER 4.9 INCH 6 LED

Voltage: 12-24V DC
LED Count: (6) 3-Watt
Patterns: 16 Self Controlled w/Memory
IP Rating: IP65
Construction: Aluminum Housing Poly Lens



4.9"W x 1.1"H x 0.64"D

HE-MULTE-6WA 1/2 WHITE 1/2 AMBER 4.4 INCH 6 LED

Voltage: 12-24V DC
LED Count: (6) 1.5-Watt
Patterns: 16 Self Controlled w/Memory
IP Rating: IP65
Construction: Aluminum Housing Poly Lens



4.4"W x 1.1"H x 0.4"D

HE-MUGRL-6WA 1/2 WHITE 1/2 AMBER 4.1 INCH 6 LED

Voltage: 12-24V DC
LED Count: (6) 1-Watt
Patterns: 16 Self Controlled w/Memory
IP Rating: IP65
Construction: Aluminum Housing Poly Lens



4.1"W x 2.2"H x 0.9"D

LIGHTBAR ACCESSORIES

HE-ATP3PIGTAIL 10 PACK WITH WIRE ATP CONNECTORS

• For light bars 160 watts and greater



HE-ATP3PLUG 10 PACK WITH WIRE ATP CONNECTORS

• For light bars 160 watts and greater





NEW
PRODUCTS

SEMA
2018

Metra
THE INSTALLER'S CHOICE

TABLE OF CONTENTS

NEW DASH KITS	4-8
ACURA.....	4
CADILLAC.....	5
CHEVROLET	4
CHRYSLER.....	7
DODGE.....	5-6
FORD	7
GMC.....	5
HARLEY-DAVIDSON	9
JEEP	5-6
KIA	7
MAZDA	8
NISSAN.....	8
SUBARU	9
TOYOTA.....	8
NEW INTEGRATED ELECTRONIC DASH KITS	9-10
KIA Niro	9
KIA Optima	9
HYUNDAI Santa Fe	10
NEW SPEAKER ADAPTERS	10
TOYOTA.....	10
NEW HARNESSES	10
HYUNDAI/KIA.....	10
TOYOTA.....	10
NEW AXCESS PRODUCTS	12-19
AX-DSP.....	12-13
AMP BYPASS	14
ADD-ON	15
ADDCAM.....	15
AX-SERIES	16-17
RETENTION.....	17-19
NEW INSTALLBAY PRODUCTS	20-25
NEW IBEAM PRODUCTS	26

FITS ACURA



95-7820B

P D

ACURA **MDX 2007-2013**

- ISO Double-DIN radio provision
- Painted scratch-resistant matte black



99-7820B

P

ACURA **MDX 2007-2013**

- ISO Single-DIN provision with an included pocket
- Painted scratch-resistant matte black

FITS CHEVROLET



95-3023HG

P D

CHEVROLET **Trax 2017-UP***

- ISO Double-DIN radio provision
- Painted gloss black to match the factory finish



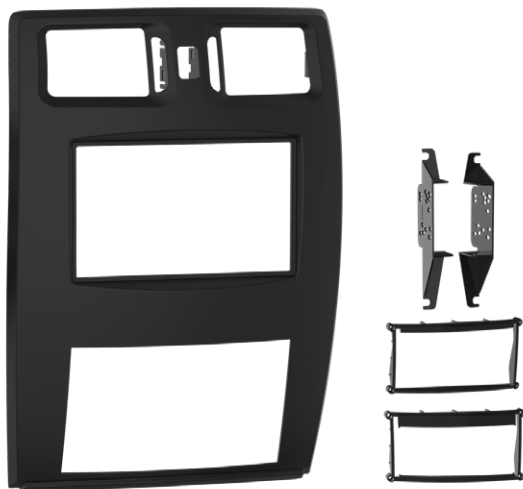
99-3023HG

P

CHEVROLET **Trax 2017-UP***

- ISO Single-DIN provision with an included pocket
- Painted gloss black to match the factory finish

FITS CADILLAC



99-3026B



CADILLAC XLR 2004-2009

- Parts provided for the installation of ISO Single-DIN and Double-DIN radios
- Painted scratch-resistant matte black
- Two trim plates included to cover different climate controls available

FITS CHEVROLET|GMC|ISUZU



95-3027




CHEVROLET S-10 Blazer | Pick-up 1998-2002

GMC Sonoma 1998-2002 | ISUZU Hombre 1998-2000

- ISO Double-DIN radio provision
- High polish for a clean aftermarket look
- Detailed instructions explain a small cut to the factory dash panel, and a trim panel covers the cut

FITS JEEP



95-6546B



JEEP Grand Cherokee 1999-2004

- ISO Double-DIN radio provision
- Painted scratch-resistant matte black
- A new trim panel provides the DDIN opening and ability to retain the factory air vents

FITS DODGE



95-6547B



DODGE Dakota 2001-2004 | Durango 2001-2003

- ISO Double-DIN radio provision
- Painted scratch-resistant matte black
- Detailed instructions and an included cutting template help to cut to the factory dash panel, and a trim panel covers the cut

FITS DODGE



99-6548B

P D

DODGE Charger | Magnum 2005-2007

- New design of factory panel with aftermarket Double-DIN radio opening
- Painted scratch-resistant matte black



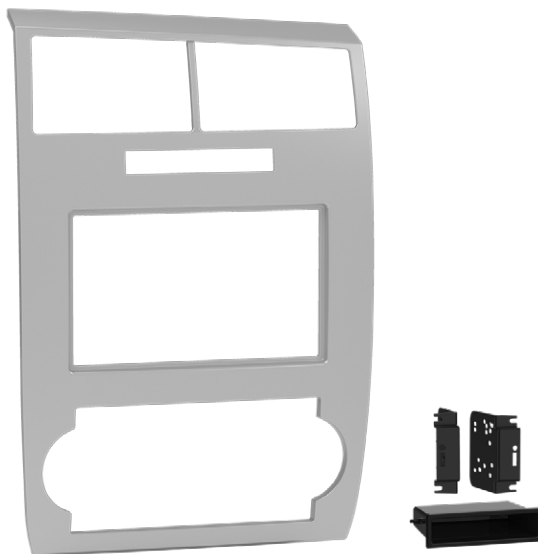
99-6548CF

D

DODGE Charger | Magnum 2005-2007

- New design of factory panel with aftermarket Double-DIN radio opening
- Carbon fiber water transfer

FITS JEEP



99-6548S

P D

DODGE Charger | Magnum 2005-2007

- New design of factory panel with aftermarket Double-DIN radio opening
- Painted bright silver



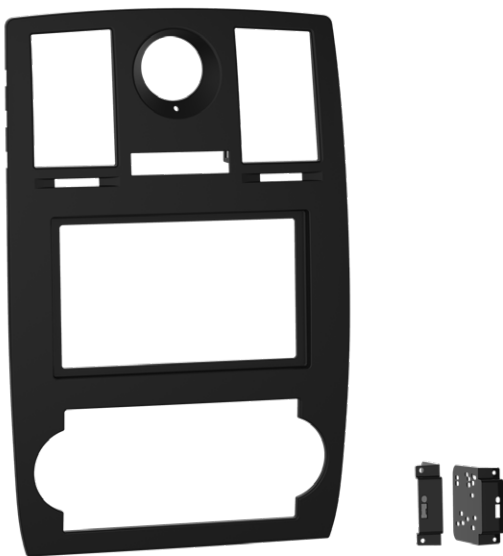
95-6549

T D

JEEP Wrangler 1997-2002

- ISO Double-DIN radio provision
- Textured to match the factory finish
- Large replacement panel provides the ability for DDIN without major custom work

FITS CHRYSLER



99-6550B



CHRYSLER 300 2005-2007

- Parts provided for the installation of ISO Single-DIN and Double-DIN radios
- Painted scratch-resistant matte black
- New design of factory panel with aftermarket DDIN radio opening

FITS FORD



95-5701



FORD F-Series Trucks | Bronco 1992-1996 | F-250 | F-350 1997

- ISO Double-DIN radio provision
- Textured to match the factory finish
- Detailed instructions explain a small cut to the factory dash panel, and a trim panel covers the cut

FITS KIA



95-7391B



KIA Rio 2018

- ISO Double-DIN radio provision
- Painted scratch-resistant matte black



99-7391B



KIA Rio 2018

- ISO Single-DIN provision with an included pocket
- Painted scratch-resistant matte black

FITS MAZDA



95-7526B



MAZDA 3 2014-UP*

- ISO Double-DIN radio provision
- Custom textures and painted scratch-resistant matte black to match factory appearance
- Designed for use with an ISO DDIN radio with an "L" shaped chassis design, with the radio chassis at the bottom of the screen. Currently the Alpine INE-W967HD and iLX-107 have this design



99-7526B



MAZDA 3 2014-UP*

- ISO Single-DIN provision with an included pocket
- Custom textures and painted scratch-resistant matte black to match factory appearance

FITS NISSAN



99-7634B



NISSAN NP 300 2017-UP*

- Parts provided for the installation of ISO Single-DIN and Double-DIN radios
- Painted scratch-resistant matte black
- International application (not found in USA)

FITS TOYOTA



99-8268



TOYOTA Highlander (without NAV) 2001-2007 | Sequoia 2003-2007

| Tundra 2003-2006

- Parts provided for the installation of ISO Single-DIN and Double-DIN radios
- Textured to match the factory finish
- Combining several model applications into one multi-kit
- Does not require the factory brackets for DDIN

FITS HARLEY-DAVIDSON



95-9700

D

HARLEY-DAVIDSON **Street Glide** | **Electra Glide** | **Ultra** | **Limited 2014-UP*** | **Road Glide 2015-UP***

- ISO Double-DIN radio provision
- This kit can only be used with an ISO DDIN radio that has an “L” shaped chassis design, with the radio chassis at the top of the screen. At present only the Sony XAV-AX100, XAV-AX200, and XAV-AX5000 radios have this design

FITS SUBARU



95-8909HG | 99-8909HG

P

D

SUBARU **Legacy** | **Outback 2018-UP*** (all except 2.5i)

- 95-8909HG ISO Double-DIN radio provision
- 99-8909HG ISO Single-DIN provision with an included pocket
- Painted high gloss black with silver trim

FITS KIA



99-7382HG

P

D

KIA **Niro 2017-UP*** (with factory auto climate control and non-amplified)

- Parts included for the installation of both Single-DIN and Double-DIN radios
- Integrated electronics with laser etched graphics retain the factory climate control display features
- A gloss black housing with matte black controls to match the factory finish
- Includes ASWC-1 to retain the factory steering wheel controls
- Retains the factory back-up camera, and also includes an AX-CAM6V step-down converter for the factory camera



99-7384B

P

D

KIA **Optima 2017-UP*** (with factory auto climate control and non-amplified)

- Parts included for the installation of both Single-DIN and Double-DIN radios
- Integrated electronics with laser etched graphics retain the factory climate control display features
- Painted scratch-resistant matte black with bright silver trim to match factory finish
- Includes ASWC-1 to retain the factory steering wheel controls
- Retains the factory backup camera, and also includes an AX-CAM6V step-down converter for the factory camera

FITS HYUNDAI



99-7385B



- HYUNDAI Santa Fe 2017-2018** (with factory auto climate control and non-amplified)
- Parts included for the installation of both Single-DIN and Double-DIN radios
 - Integrated electronics with laser etched graphics retain the factory climate control display features
 - Painted scratch-resistant matte black to match the factory finish


FITS TOYOTA



82-8152

- TOYOTA Camry** (rear location) **2002-2011** | **Corolla** (rear location) **2003-2013**
 | **Solara** (rear location) **2004-2009** | **Yaris** (lift-back, rear location) **2007-2015**
 | **Yaris** (sedan, rear location) **2007-2013**
- Designed for the installation of aftermarket 6x9" speakers
 - Sold as a pair
 - No additional hardware necessary
 - Commonly used with Metra speaker harness 72-8104

FITS TOYOTA



70-1765

- TOYOTA 2018-UP***
- Wiring harness for installing an aftermarket radio
 - Provides power and four speakers
 - Retains balance and fade
 - Designed for non-amplified models
 - Provides NAV outputs (parking brake, reverse, speed sense)
 - Retains the factory backup camera
 - Retains the factory AUX-IN jack
 - Includes an AX-CAM6V 12-to-6V step-down for the factory camera
 - Pre-wired ASWC-1 harness (ASWC-1 sold separately)

FITS HYUNDAI | KIA



70-7307

- HYUNDAI | KIA** (with Base radio) **2017-UP***
- Wiring harness for installation of an aftermarket radio
 - Provides power and four speakers
 - Retains balance and fade
 - Provides NAV outputs (parking brake, reverse, speed sense)
 - Pre-wired ASWC-1 harness (ASWC-1 sold separately)
 - Retains the factory AUX-IN jack
 - Retains the factory backup camera
 - Retains the factory USB


DIGITAL SIGNAL PROCESSOR PACKAGES

AX-DSP



DIGITAL SIGNAL PROCESSOR WITH CHIME CONTROL AND DIGITAL AMP TURN-ON CAPABILITY

- 31 band graphic EQ
- 6 inputs and 6 outputs including front, rear and subwoofer
- Selectable high and low level inputs
- Front, rear and subwoofer outputs have an independent two-way crossover in-line with the EQ
- Front and rear outputs can be delayed independently up to 10ms
- Easy behind the radio installation
- Can be used with OE and aftermarket radios
- Chime control for vehicles with amp-generated chimes (when retaining OEM radio)
- Retains Sonar sensors in vehicles where the tone is provided by the amplifier (when retaining OEM radio)
- Clipping detection and limiting circuits
- Retains OE voice prompts (SYNC® and OnStar®)
- Settings adjusted via Bluetooth® application compatible with both Android® and Apple® devices
- Read, write and store your configuration for future recall



These complete DSP packages below are designed to retain the OE functionality when upgrading a sound system. Designed for select Ford vehicles with A2B amplified systems, this technology will retain SYNC voice prompts (if equipped), parking sensor chimes and other factory chimes. All chimes and voice prompts will go through the aftermarket amplifier and have an adjustable chime level.

Our patented Axxess Digital Signal Processor (AX-DSP), a vehicle-specific T-harness, A2B data interface and amplifier bypass harness is included in each package. The amplifier does not need to be retained and installation of the AX-DSP must be done at the amplifier location.



AX-DSP-A2B1



FITS FORD 2017-UP* A2B Plug-N-Play Package with AX-DSP

- Includes plug-n-play harnessing for the AX-DSP
- Includes AX-DSP
- Includes A2B data interface
- Includes an amplifier bypass harness
- Retains factory chimes
- Retains factory parking sensor chimes
- Retains SYNC voice prompts (if equipped)
- All chimes/voice prompts go through the aftermarket amplifier
- Adjustable chime level
- Micro "B" USB updatable

AX-DSP-A2B2



FITS FORD 2018-UP* A2B Plug-N-Play Package with AX-DSP

- Includes plug-n-play harnessing for the AX-DSP
- Includes AX-DSP
- Includes A2B data interface
- Includes an amplifier bypass harness
- Retains factory chimes
- Retains factory parking sensor chimes
- Retains SYNC voice prompts (if equipped)
- All chimes/voice prompts go through the aftermarket amplifier
- Adjustable chime level
- Micro "B" USB updatable

AX-DSP PLUG-N-PLAY HARNESSSES

Axxess has developed a cost effective option for customers wanting to retain their factory radio and improve vehicle sound quality, all while retaining systems like SYNC® and OnStar®. These plug-n-play harnesses work with the AX-DSP (sold separately).

We Combined an Interface & DSP
for Digitally Amplified Vehicles
TO SAVE YOU TIME & MONEY!



- Upgrade Your Sound, Keep Your Radio, Retain Your Functions
- Works with Any Aftermarket Amplifier and Speaker Setup
- Smaller Size and Easier Install than Competing Products
- Use with Axxess T-Harness to Reduce Install Time to Just 5 Minutes
- Built-In Clipping Detection & Limiting Circuit
- Smartphone Application Offers Full Control

OE or Aftermarket Radio

AX-DSP

Digital or Analog Amplifier

PATENT PENDING

AXXESS
INTEGRATE



AX-DSP-HD1

FITS HARLEY-DAVIDSON 1998-2013
Plug-N-Play T-harness for AX-DSP



AX-DSP-HD2

FITS HARLEY-DAVIDSON 2014-UP*
Plug-N-Play T-harness for AX-DSP




AX-DSP-TY3

FITS TOYOTA 2018-UP*
Plug-N-Play T-harness for AX-DSP


AMP BYPASS HARNESSSES

Use an Axxess vehicle-specific harness to bypass the factory amplifier, allowing loose wires to wire to an aftermarket amplifier. Saves the installer unnecessary labor and wire.



AX-AB-CH2

FITS CHRYSLER **2007-UP***
Amp Bypass Harness



AX-AB-CH3

FITS CHRYSLER **2013-2018**
Amp Bypass Harness




AX-AB-CH4

FITS CHRYSLER **2015-UP***
Amp Bypass Harness




AX-AB-GM1

FITS GM **2014-UP***
Amp Bypass Harness




AX-AB-LX1

FITS LEXUS **2013-UP***
Amp Bypass Harness



AX-AB-LX2

FITS LEXUS **2006-2009**
Amp Bypass Harness




AX-AB-LX3

FITS LEXUS **2010-2013**
Amp Bypass Harness



AX-AB-TY3

FITS TOYOTA **2005-2006**
Amp Bypass Harness



AX-AB-FD1

FITS FORD **2011-UP*** (Sony® amplified)
Amp Bypass Harness

ADD-ON CAN ACTIVATED CAMERAS

AX-ADDCAM



ADD-ON MULTIPLE CAN ACTIVATED CAMERAS

- To be used when adding cameras to an OEM screen
- (4) Camera inputs
- Programmable 12V 5-amp switched output (configured through the Axxess Updater program)
- Reverse signal trigger generated via CAN bus communication of the vehicle
- Turn signal trigger generated via CAN bus communication of the vehicle
- (4) Programmable camera control wires (configured through the Axxess Updater program)
- Can also be manually controlled and used along with an aftermarket radio
- VSS (Vehicle Speed Sense) input and output
- Micro "B" USB updatable



ADDCAM PLUG-N-PLAY HARNESSSES

The universal AX-ADDCAM (sold separately) is used to integrate multiple cameras to the factory radio or add additional cameras with a factory camera and radio. The plug-n-play harnessing saves installers valuable time during the installation process and is designed for select vehicle applications, used with the AX-ADDCAM interface.




AX-ADDCAM-CH3

FITS CHRYSLER/DODGE 2011-UP* AX-ADDCAM Plug-N-Play Harness



AX-ADDCAM-CH6

FITS FIAT 2015-UP* AX-ADDCAM Plug-N-Play Harness



AX-ADDCAM-MAZ1

FITS MAZDA 2013-UP* AX-ADDCAM Plug-N-Play Harness

AX-SERIES

Replacing a radio? The AX-Series with patented auto-detect technology provides an easy to install solution with one interface that will do it all. Axxess has also improved the initialization process with the addition of a reset button between the two Micro-Fit™ connectors. The placement prevents the button from being pressed by mistake, but allows for a much easier way to reset the interface if required.

Provides accessory power (12-volt 10-amp), retains R.A.P. (Retained Accessory Power) and retains audio controls on the steering wheel. Depending on the vehicle, SYNC or OnStar may also be retained. The interface can be installed in both amplified and non-amplified models, and provides NAV outputs (parking brake, reverse and speed sense). The interface is updatable by Micro "B" USB and all harnessing is cloth taped for a clean installation.



Installing a New Radio?

RETAIN VEHICLE FUNCTIONS WITH ONE INTERFACE THAT DOES IT ALL

- Retains Steering Wheel Controls
- Provides Accessory Power (12-volt 10-amp)
- Retains R.A.P. (Retained Accessory Power)
- Navigation Outputs (Parking Brake, Reverse and Speed Sense)
- Retains Sync or OnStar (Vehicle Dependent)

New Reset Button

The new and improved AX-Series with built-in steering wheel control retention using patented Auto-Detect technology is an easy to install solution that will retain your vehicle functions when replacing the factory radio



AX-TYAMP3-SWC



FITS TOYOTA 2018-UP*

- Non-Amp & Amp Interface with SWC
- Includes an AX-CAM6V 12-to-6V step-down for the factory camera
 - Provides accessory power (12-volt 10-amp)
 - Provides NAV outputs (parking brake, reverse and speed sense)
 - Retains the factory 3.5mm AUX-IN jack
 - Retains the factory backup camera, balance & fade
 - Retains audio controls on the steering wheel
 - Used in amplified and non-amplified systems
 - Micro "B" USB updatable



AX-HYKIA4-SWC



FITS HYUNDAI/KIA 2010-UP*

- Amplified Blue Link Interface
- Used with SPDIF systems
 - Retains factory Blue Link (if equipped)
 - High-level speaker input
 - Provides NAV outputs (parking, brake, reverse and speed sense)
 - Micro "B" USB updatable
 - Retains balance and fade
 - Retains the factory backup camera
 - Retains the factory 3.5mm AUX-IN jack



AX-HYKIA3-SWC



FITS HYUNDAI/KIA 2017-UP*

- Data Interface with SWC
- Provides accessory power (12-volt 10-amp)
 - Retains R.A.P. (Retained Accessory Power)
 - Provides NAV outputs (parking brake, reverse, and speed sense)
 - Retains audio controls on the steering wheel
 - High-level speaker input
 - Used in amplified and non-amplified systems
 - Micro "B" USB updatable
 - Amplified systems to be used with AX-HYKIA-SPDIF

INTERFACES



TYTO-03



FITS TOYOTA 2018-UP*

Amp Interface

- Includes an AX-CAM6V 12-to-6V step-down for the factory camera
- Provides accessory power (12-volt 10-amp)
- Provides NAV outputs (parking brake, reverse and speed sense)
- Retains the factory 3.5mm AUX-IN jack
- Retains the factory backup camera
- Retains audio controls on the steering wheel
- Used in amplified and non-amplified systems
- Retains balance and fade
- Micro "B" USB updatable



ASWC-WR



Water Resistant ASWC

- One Interface does it all – No additional interfaces needed
- Designed to be compatible with all major radio brands
- Auto detects vehicle type, radio connection, and presets controls
- Ability to dual assign steering wheel control buttons
- Can be manually programmed for most vehicles
- Memory retains settings even after battery disconnection or interface removal
- Provides Speed Dependent Volume Control on select CAN data vehicles.
- Most connections done at the radio location
- Micro "B" USB updatable
- Enclosed in a water-resistant housing



PERSONALIZATION RETENTION



AX-CUSTOM-BT

This interface allows you to access, edit and control settings for many of the most commonly lost vehicle personalization options after changing out the OEM radio. Options will vary by vehicle but may include settings for locks, security, engine off options, lights, a chime or other audio options that aren't accessible from the new head unit. The Axxess Bluetooth® Interface (AX-CUSTOM-BT) will let you manage these settings from the palm of your hand using the free Bluetooth® smartphone app. It is designed as an add-on product for aftermarket radio upgrades when using a vehicle-specific Axxess interface. The vehicle personalization options are specific to each application and dependent upon what was available in the factory radio prior to removal.

- Vehicle specific
- Control vehicle personalization via Bluetooth® app
- Must be used along with the vehicle specific Axxess interface



XSVI-6524-BT




FITS FIAT 2013-UP*

Radio Replacement/Menu Retention

- Provides accessory power (12-volt 10-amp)
- Retains R.A.P. (Retained Accessory Power)
- Can be used in both amplified and non-amplified models
- Provides NAV outputs (parking brake, reverse, and speed sense)
- Pre-wired ASWC-1 harness (ASWC-1 sold separately)
- Retains the factory backup camera (If displayed through the OE radio)
- Retains the 3.5mm AUX-IN jack
- Retains balance and fade
- Using a custom Bluetooth app, allows the ability to manipulate the vehicles customization settings that are usually lost when adding an aftermarket radio (Android only at this time)
- Micro "B" USB updatable
- Smartphone application offering full control from Android and Apple devices

PERSONALIZATION RETENTION



AX-MAZBT

FITS MAZDA 2014-UP*

Personalization Retention Interface

- Allows retention and adjustment of personalization options
- Adjust personalization option through Bluetooth application
- Smartphone application offering full control from Android® and Apple® devices




AX-TOYBT

FITS TOYOTA 2018-UP*

Personalization Retention Interface

- Allows retention and adjustment of personalization options
- Adjust personalization option through Bluetooth application
- Smartphone application offering full control from Android® and Apple® devices


ADD OR RETAIN CAMERA



AX-SVT

Accessory Provider

- Provides 12-volts DC output when voltage is at or above 13.5-volts DC
- Designed for vehicles that do not provide accessory (switched) power
- 10-amp fuse included for safety
- Provides accessory power (13.5-volts 10-amps)
- Delayed turn-off after vehicle has been turned off




AX-MAZ28SWC-6V

FITS MAZDA 2015-2017

SWC and Camera Retention

- Retains reverse camera when replacing with an aftermarket radio
- 6-volt power adapter included
- Pre-wired ASWC-1 (ASWC-1 sold separately)



AX-LEXCAM1

FITS LEXUS 2014-UP* Add or Retain OE Camera



IBSBF65



IBSBF69

ATMFP

- In-line fuse holder, with jumpers you can create any distribution block
- Fused distribution block or power / ground block
- Max amperage per circuit 40a
- Max voltage 32v cd
- Mounting #8 screw
- Fuses any atc
- Modular fuse block patented

SILICONE SPEAKERS BAFFLES

IBSBF65	6.5" WITH EGG WAVE FOAM RETAIL PR	2 PCS
IBSBF65-B	6.5" WITH EGG WAVE FOAM 10PK RETAIL	20 PCS
IBSBF525	5.25" WITH EGG WAVE FOAM RETAIL PR	2 PCS
IBSBF69	6X9" WITH EGG WAVE FOAM RETAIL PR	2 PCS
IBSBF69-B	6X9" WITH EGG WAVE FOAM 10PK RETAIL	20 PCS



WATERPROOF CONNECTORS

IBWTH18	18 GA WATERPROOF 2 CONDUCTOR PLUG-IN CONNECTOR M/F	1 PC
IBWTH16	16 GA WATERPROOF 2 CONDUCTOR PLUG-IN CONNECTOR M/F	1 PC
IBWTH12	12 GA WATERPROOF 2 CONDUCTOR PLUG-IN CONNECTOR M/F	1 PC



PURE SINE WAVE INVERTERS

PMX series inverts 12VDC to AC, meets 120V AC electronic appliance safety operating standard and can be used to power most electronic appliances or equipment. Inverters provides a high-efficiency output, powerful starting capability, digital control and pure sine wave output.

PMX-1000W	POWERMX PMX SERIES	1 PC
PMX-2000W	POWERMX PMX SERIES	1 PC
PMX-3000W	POWERMX PMX SERIES	1 PC



IBK-150



IBK-175



IBK-N300

TERMINAL / CONNECTORS KITS

IBK-150	150 PIECE ASSORTED TERMINAL / CONNECTOR KIT IN A RETAIL STORAGE CONTAINER	150 PC
IBK-175	175 PIECE ASSORTED TERMINAL / CONNECTOR KIT IN A RETAIL STORAGE CONTAINER	175 PC
IBK-175J	175 PIECE ASSORTED TERMINAL / CONNECTOR KIT IN A RETAIL STORAGE CONTAINER	175 PC
IBK-300	300 PIECE ASSORTED TERMINAL / CONNECTOR KIT IN A RETAIL STORAGE CONTAINER	300 PC
IBK-HS120	120 PIECE ASSORTED HEAT SHRINK TERMINAL / CONNECTOR KIT IN A RETAIL STORAGE CONTAINER	120 PC
IBK-N300	300 PIECE NYLON ASSORTED TERMINAL/CONNECTOR KIT IN A RETAIL STORAGE CONTAINER	300 PC



IBATMLPKIT



IBATCKIT



IBATMKIT

ASSORTMENT KITS

IBATMLPKIT	ATMLP FUSE KIT / ASSORTED AMLP FUSES IN RETAIL STORAGE KIT	IBATMKIT	ATC FUSE ASSORTED / ATM FUSES IN RETAIL STORAGE KIT
IBATCKIT	ATC FUSE ASSORTED / ATC FUSES IN RETAIL STORAGE KIT		

THESE SWITCHES WORK FOR THESE METRA BRANDS:



TERMINAL / CONNECTORS KITS

- IBSP6** 6-POSITION ROCKER SWITCH PANEL- RUBBER PANEL + WATERPROOF RUBBER SEALS-OVERLOAD PROTECTION DESIGN -SPLASH WATER ANTI-CORROSION, WATERPROOF

- IBSS** CE-CERT 12-24V RANGE OUTPUT - SHORT CIRCUIT PROTECTION - OVERLOAD PROTECTION -POLARITY REVERSAL PROTECTION - PANEL MOUNT

- IBSS2L** SWITCH W/ LED INDICATOR - CE CERT - 12-24V RANGE - OUTPUT SHORT CIRCUIT PROTECTION - OVERLOAD PROTECTION - POLARITY REVERSAL PROTECTION - PANEL MOUNT

- IBSS6P** 6 PIN ON - OFF CE-CERT 12-24V RANGE OUTPUT -SHORT CIRCUIT PROTECTION-OVERLOAD PROTECTION - POLARITY REVERSAL PROTECTION - PANEL MOUNT

- IBSSL** CE-CERT 12-24V RANGE OUTPUT - SHORT CIRCUIT PROTECTION-OVERLOAD PROTECTION -POLARITY REVERSAL PROTECTION - PANEL MOUNT

- IBSSR** CE-CERT 12-24V RANGE OUTPUT - RED LED - SHORT CIRCUIT PROTECTION - OVERLOAD PROTECTION - POLARITY REVERSAL PROTECTION -PANEL MOUNT

- IBSSWB** CE-CERT 12- 24V RANGE OUTPUT - 6 PIN WINCH W LED- SHORT CIRCUIT PROTECTION -OVERLOAD PROTECTION - POLARITY REVERSAL PROTECTION -PANEL MOUNT

NEW Replacement Headlight Bulbs

Install Bay is now offering replacement LED headlight bulbs, proving that good things come in small packages. With a 3.1" (78.2mm) total length and a heat sink that is only 1.26" (32mm) in diameter, these bulbs fit in tight applications that traditional LED upgrades cannot touch. This new compact design is a great value and doesn't compromise performance. By engineering a high density fin design these bulbs stay as cool or even cooler than the traditional LED bulbs with bulky heat sinks or messy braid designs. The light output is equally impressive with a total of 6,000 lumens of cool white (6500K) illumination. Kits are available in 20 of the most common sizes, including single and dual beam options. See the difference LED headlights will make!



IBH1



IBH3



IBH4



IBH7



IBH8



IBH10



IBH11



IBH16



IBP13

REPLACEMENT LED HEADLIGHT BULBS

IBH1	H1 LED SINGLE BEAM	PAIR	IBH10	H10 LED SINGLE BEAM	PAIR
IBH3	H3 LED SINGLE BEAM	PAIR	IBH11	H11 LED SINGLE BEAM	PAIR
IBH4	H4 LED DUAL BEAM	PAIR	IBH13	H13 LED DUAL BEAM	PAIR
IBH7	H7 LED SINGLE BEAM	PAIR	IBH16	H16 LED SINGLE BEAM	PAIR
IBH8	H8 LED SINGLE BEAM	PAIR	IBP13	HP13 LED SINGLE BEAM	PAIR



IB52002



IB880



IB881



IB9004



IB9005



IB9006



IB9007



IB9012



IBPSX26

REPLACEMENT LED HEADLIGHT BULBS

IB5202	H5202 LED SINGLE BEAM	PAIR	IB9006	H9006 LED SINGLE BEAM	PAIR
IB880	H880 LED SINGLE BEAM	PAIR	IB9007	H9007 LED DUAL BEAM	PAIR
IB881	H881 LED SINGLE BEAM	PAIR	IB9012	H9012 LED SINGLE BEAM	PAIR
IB9004	H9004 LED DUAL BEAM	PAIR	IBPSX24	HPSX24 LED SINGLE BEAM	PAIR
IB9005	H9005 LED SINGLE BEAM	PAIR	IBPSX26	HPSX26 LED SINGLE BEAM	PAIR

POWER LIFT GATE

TE-PLG series of Power Lift Gate Solutions

Add a power-operated lift gate assistance system with iBeam's vehicle-specific solutions. These plug-n-play kits are quick and easy to install and include a button for both the front and rear of the vehicle, allowing the lift gate to be operated from either location. Intelligent safety design prevents the lift gate from closing any further once an object has been touched. All mounting hardware is included in the kit, including vehicle-specific brackets and harnesses. Combine these solutions with the iBeam Foot Control Automatic Opener (TE-ATO) for a completely hands-free solution.

NEW



- Easy plug and play harnessing
- Includes all hardware needed
- Vehicle specific brackets included
- Front and rear buttons included

TE-PLGEQN1

FITS: 2012-2017 CHEVROLET EQUINOX

TE-PLGEQN2

FITS: 2018-2019 CHEVROLET EQUINOX

TE-PLGESC

FITS: 2016-2018 FORD ESCAPE

TE-PLGTER

FITS: 2015-2017 GMC TERRAIN

TE-PLGCRV

FITS: 2017-2018 HONDA CRV

TE-PLGRAV

FITS: 2015-2018 TOYOTA RAV4



TE-ATO

AUTOMATIC TRUNK OPENER INTEGRATION KIT FOR FOOT MOTION TRUNK OPENING

- 2-sensor detection design
- Simple kick action to engage trunk opener
- Built in integration for positive & negative trigger systems, or directly to the trunk switch
- Compatible with vehicles equipped with motorized trunk openers.

