



Water Pump 2016

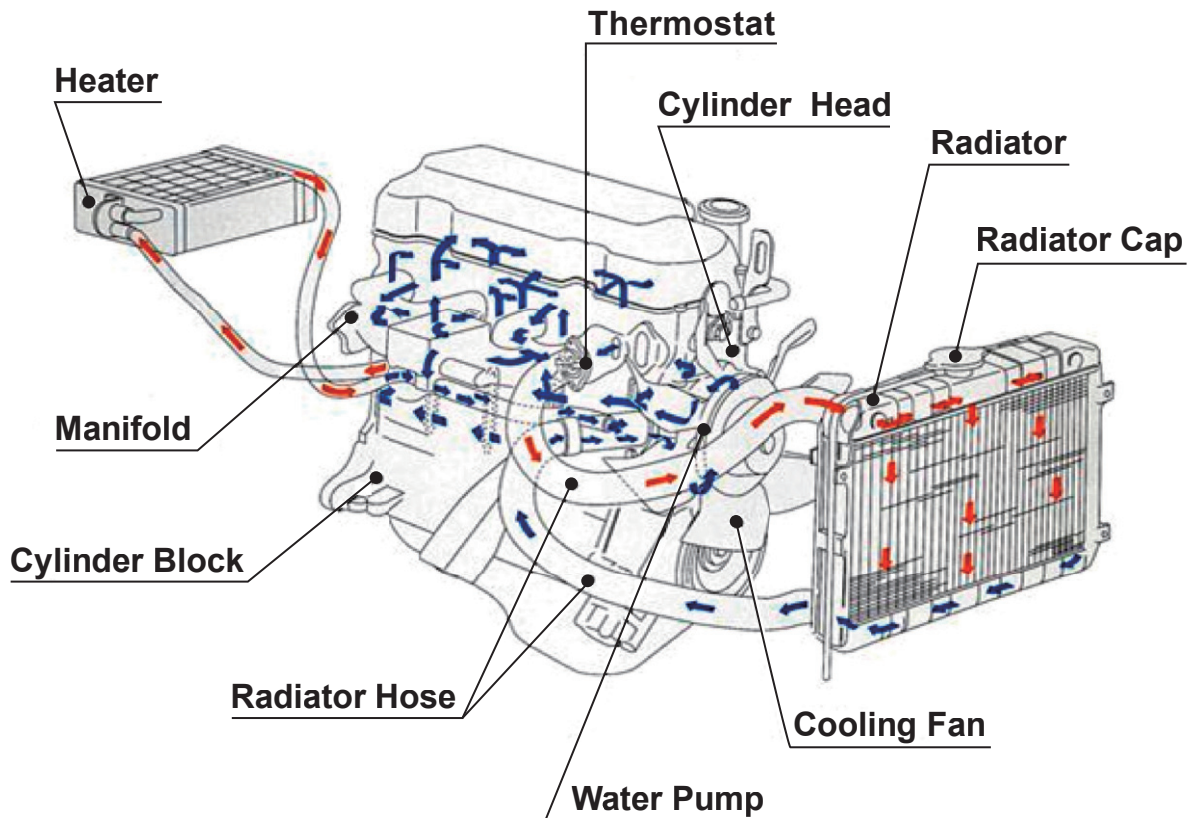
GMB will continue to distribute our mark-engraved products to the world, as we also strive to improve innovative ideas and actions in answer to the needs of our various international customers.

GMB
Your success is our Future.



1. The Function of the Water Pump

Coolant Flow



Flow at low temperature



Flow at high temperature



Water Pump is integral parts of cooling system and has important roll to circulate the coolant through engine block water jacket and radiator.




Engine heated high temperature coolant is cooled off through radiator and circulated into engine block water jacket.



Water Pump is positioned between engine and radiator, and water pump is driven by belt pulley system, timing belt or fan belt to circulate coolant forcibly.



2. Structure and Mechanism of Water Pump



Flange (Hub)	Pulley and/or fan clutch are mounted onto the flange.
Shaft Bearing	There are Ball /Ball and Ball /Roller types.
Body	Aluminum with Die-Cast, Gravity-Cast and Cast-Iron
Mechanical Seal	Maintain rotor being closed tightly
Impeller	There are either, pressed steel, cast-iron or resin type.

Crank Shaft rotary power drives impeller rotation through water pump pulley and bearing shaft.

The impeller rotation drives coolant into water jacket using centrifugal force and makes coolant circulate.

Coolant filled pump room and water pump bearing is isolated by mechanical seal.

Mechanical seal is dynamic rotation seal type and is always required to rotate in lubricated condition. The approached and lubricated liquid turns into vapor, The weep hole in body has a mechanism to discharge the vapor out of the hole.

While engine is running, water pump flange belt or timing belt continues to drive bearing shaft at higher RPM than engine RPM Therefore, high durability is required for water pump.



3. Precaution in Replacing Water Pump

- **Replacement should be handled by specialist**

- 『 If handled by non-specialist, it may cause failure of water pump itself and also other failures apart from water pump 』

- **Please be sure of water pump car model, production year, OE parts number**

- 『 Installing water pump of different part number causes failure or overheating 』

- **Do not shock water pump**

- 『 Water Pump composed of precision parts of bearing, mechanical seal etc. 』
- 『 If water pump is struck by a hammer or is dropped, it may cause leakage or damage to bearing 』

- **Do not install water pump while engine is heated**

- 『 Heated coolant flows out to cause burns Install water pump after engine is cooled down completely 』

- **Do not refill cold water or coolant while engine is heated**

- 『 Sudden temperature change will damage mechanical seal and engine parts 』

- **Do not start engine without coolant**

- 『 Mechanical seal will be damaged and it causes leakage 』

- **While engine is running, do not stand close to fan coupling or in rotational direction of fan**

- 『 While engine is running and if rotating parts such as fan were damaged, those parts will scatter around and could cause serious injury 』

- **Be sure there is no leakage in other parts, radiator, radiator hose, heater core etc. other than water pump**

- 『 Leakage occurs in other parts than water pump 』

- **Check fan, fan coupling, pulley fan belt, radiator cap, thermostat etc.**

- 『 Abnormal noise and failure in cooling system can arise in parts other than water pump 』

- **When you replace timing belt driven type of water pump, replace timing belt and tensioner bearing at same time**

- 『 Abnormal noise and failure in cooling system can arise in parts other than water pump 』




4. Precautions in replacing water pump

1 Do not dry turn water pump


Do not turn the flange or pulley while mechanical seal contact surface is in dry condition. Turning in dry condition may cause damage to carbon and make squealing noise.

In dry condition, it may make squealing noise but it will stop when coolant lubricates contact surface of mechanical seal after water pump is installed to engine.



2 Do not apply liquid sealant to O ring

By applying liquid sealant for O ring type seal, excess amount of liquid sealant mixes with coolant inside water channel and intrude into mechanical seal contact surface which will cause leakage.



3 Inspection on Belts

When replacing water pump, inspect and adjust pulley belt, timing belt. If belt is cracked or foreign material or oil is adhering to belts or belt tension is insufficient, then abnormal noises are likely to be produced



5. Installation Procedure

1

- Flush radiator and engine replacing coolant, and remove dirt, rust deposits out of cooling system in installed condition of old water pump

Foreign material intrudes into mechanical seal and it causes leakage

2

- Remove old water pump, completely clean remaining gaskets or dirt from mounting surface

If cleaning is incomplete, it causes to leak out of mounting surface

3

- Apply liquid sealant lightly and evenly on both sides of new gasket
Do not apply sealant for O ring or metal gasket

Excess sealant usage allows seal agent to enter into coolant
It causes leakage in early stage

4

- Install new water pump and tighten mounting bolts in diagonal pattern with car manufacturer's specified torque evenly

Excessively tightening bolts causes mounting bolt hole damaged and causes leakage

5

- If the water pump is the type to be assembled with fan clutch, and if you find installation wobbling or damage, replace the parts

Increased vibration causes fracture on bearing, body and or flange

6

- Install belt on water pump pulley and adjust tension to the specified value by car manufacturer

If excessive load is applied, water pump body and bearing will have excess load which leads to early stage fracture

7

- Refill radiator with new coolant and ensure there is no leakage
- Do not recycle old coolant Use new coolant with concentrations and volume specified by car manufacturer

Using poor quality coolant causes cavitation, abnormal wear of mechanical seal, impeller corrosion

8

- Bleed the air completely to ensure the radiator and its reservoir tank are filled with coolant volume specified by car manufacturer
- At the end, check there is no leakage, no abnormal noise in any places.
- Now the replacement is complete

If you start engine with insufficient coolant, it will cause water circulation failure and abnormal wear of mechanical seal



6. Failure Cause and Prevention

Failure Mode

Leakage

Location	Symptom	Cause
Body weep hole	Rough contact surface of Mechanical seal	<ul style="list-style-type: none">• Coolant degradation• Foreign material (dirt, sludge) intruded
	Foreign material adhering to contact surface of mechanical seal	<ul style="list-style-type: none">• Coolant degradation• Excess liquid sealant application allows sealant to enter into water channel and mix with coolant and it intrude into mechanical seal
	Mechanical seal fractured, burned	<ul style="list-style-type: none">• Driving with insufficient coolant
	Mechanical seal fractured	<ul style="list-style-type: none">• Pulley run-out• Insufficiently and unevenly tightened bolts.
	Early stage matching of mechanical seal contact surface	<ul style="list-style-type: none">• Internal pressure difference causes drip and generates vapor



Vapor generated in early stage of Installation will stop after matching on contact surface of mechanical seal

Prevention

- Regular coolant maintenance
- Fully flush when replacing coolant
- Apply appropriate amount of liquid sealant evenly
- Refill coolant
- Tighten mounting bolts evenly in an diagonal pattern
- Install belts with proper tension



6. Failure Cause and Prevention

Failure Mode

Leakage

Location	Symptom	Cause
Mounting Surface	Foreign material adhering to mounting surface	<ul style="list-style-type: none">Contamination on engine mounting surface caused foreign material to intrude
	Liquid sealant is not applied for supplied gasket	<ul style="list-style-type: none">Liquid sealant is not applied
	Improper installation	<ul style="list-style-type: none">Chip, deformation on mounting surfaceTightening torque failureApplied sealant on O ring, metal gasket
	Gasket fractured, deformed	<ul style="list-style-type: none">During transportation, handling, fractured and deformed

Prevention

- Clean engine mounting surface of any remaining gasket /sealant without causing damage on mounting surface
- Apply liquid sealant on both sides of supplied gasket (Apply liquid sealant lightly and evenly on both sides of our supplied paper gasket)
However, do not apply liquid sealant for O ring, metal gasket
- Tighten mounting bolts with manufacturer specified torque evenly in a diagonal pattern



6. Failure Cause and Prevention

Failure Mode

Abnormal Noise

Location	Symptom	Cause
Water pump area	Bearing noise 「Rumbling」	<ul style="list-style-type: none">▪ Coolant intrusion due to mechanical seal failure▪ Excess Belt Tension▪ Vibration by run-out of pulley / fan
	Mechanical seal noise 「Whining」	<ul style="list-style-type: none">▪ Seal contact area is dry
	Belt noise 「Squeak」	<ul style="list-style-type: none">▪ Belt degradation, tension performance degraded

Prevention

- Regular coolant maintenance
- Regular maintenance of belt tensioner
- Regular check for belt degradation

Failure	Symptom	Cause
Body Fractured	Corrosion due to cavitation	<ul style="list-style-type: none">▪ Corrosion due to coolant deterioration (oxidation etc.)
	Mounting bolts hole fractured	<ul style="list-style-type: none">▪ Bolts were tightened with excessive torque

Prevention

- Regular coolant maintenance
- Fasten mounting bolts with manufacturer specified torque evenly in an diagonal pattern



6. Failure Cause and Prevention

Failure Mode

Overheat

Failure	Symptom	Cause
Overheat	Impeller idling	<ul style="list-style-type: none">▪ Coolant Frozen
	Impeller broken, corroded	<ul style="list-style-type: none">▪ Corrosion by coolant deterioration (oxidation)
	Corrosion by cavitation	<ul style="list-style-type: none">▪ Corrosion by coolant deterioration (oxidation)

Prevention



- Use specified and suitable coolant for cold districts
- Regular coolant maintenance
- Adjust Belt tension to the specification.
- Replace degraded belts



7. Specimen Problems

1

Leakage out of weep hole



Cause1

Wear by Coolant

Resulting from sludge or rust from metallic corrosion carried by coolant intruding into mechanical seal surface and abrading sealing surface so sealing performance decreases

Prevention

- Coolant needs regular maintenance
- Cooling system should be flushed completely at replacement.





7. Specimen Problems

1

Leakage out of weep hole

Cause2

Usage of excess liquid sealant



Excess amount of liquid sealant mixes with coolant and intrudes between opposing sides of mechanical seal stopping full seal being made and causing leakage

Prevention


- **Liquid sealant must be applied evenly to water pump gasket surface**
However, do not apply liquid sealant for O ring and metal gasket



7. Specimen Problems

2

Leakage from Mounting Surface



Cause!

Contamination on mounting surface (Sealant grime etc.)

Liquid sealant is not applied

Applying sealant on supplied O ring, Metal gasket

Improper installation

Prevention

- Ensure mounting surface is free from remaining gasket /sealant without causing damage on mounting surface

- Apply sealant on both side of supplied gasket

- Do not apply liquid sealant on O ring type seal.


- Tighten mounting bolts using manufacturer's specified torque evenly in a diagonal pattern



7. Specimen Problems

3

Noise



Fan clutch bearing blocked
→ breakage

Cause!

Bearing Noise

Mechanical seal failure caused coolant intrude into bearing

Excess vibration by other installed parts (pulley/fan)

Excess belt tension

Prevention

- Regular coolant maintenance

- Check fully abrasion condition, run-out of pulley/fan and replace them if found abnormal

- Keep belt tension within the values specified by car manufacturer



7. Specimen Problems

4

Overheat



Impeller Corrosion



Bottom plate corrosion

Cause!

Coolant Frozen

Corrosion due to coolant deterioration (oxidation etc.)

Prolonged use of coolant exhausts the rust preventive chemicals and ethylene glycol which are main element of antifreeze turns into formic acid

Prevention

- Use coolant specified and suitable for cold districts
Do not recycle used coolant Use a good quality coolant with concentration corresponding to respective area climate

- Regular maintenance of coolant
Before replacing water pump, replace coolant in radiator and engine block water jacket and fully flush

CONTENTS









	NUMERICAL	APPLICATION
	LISTING	GUIDE
AMERICAN MOTORS & JEEP	1~2	232~234
BEDFORD	3	235
BMW	4~6	236~241
BRITISH LEYLAND	7~8	242~245
CHRYSLER	9~13	246~265
DAE WOO	14~16	266
DAIHATSU	17~24	267~277
FIAT	25~29	278~280
FORD	30~52	281~292
GENERAL MOTROS	53~72	293~306
HINO	73	307
HOLDEN	74~75	308~309
HONDA	76~84	310~317
HYUNDAI	85~89	318~319
IHC	90	320
ISUZU	91~97	321~331
KIA	98~100	332~333
MAZDA	101~111	334~348
MERCEDES BENZ	112~114	349~350
MITSUBISHI	115~130	351~372
NISSAN	131~151	373~414
OPEL	152~163	415~417
PEUGEOT	164~167	418
RENAULT	168~175	419~422
SAAB	176	423
SUBARU	177~181	424~430
SUZUKI	182~189	431~437
TOYOTA	190~215	438~495
VOLKSWAGEN	216~226	496~498
VOLVO	227~230	499~500
OTHERS	231	501
OVERSEAS MODEL	502	
CROSS REFERENCE	503~528	
COMPETITIVE REFERENCE	529~544	
WEIGHT & PACKING LIST	545~549	
INDIVIDUAL BOX SIZES	550	
MEASUREMENT OF EXPORT PACKING	551	

IMPORTANT NOTICE


This catalog is superceding all former catalogs under the number Section 4. To avoid any possible misunderstanding, we recommend to destroy old ones you may have and make reference to this new catalog only in your future orders. The data listed herein is correct to the best of our knowledge and belief, having been compiled from reliable and official sources of information. However, we cannot assume any responsibility for possible error.

NUMERICAL LISTING



AMC(AMERICAN MOTROS & JEEP)

PART NO.	APPLICATION GUIDE		
GWAM-01A 8125501 8129459	77-79 2000 75-79 3800 4200		AMC CONCORD, GREMLIN, SP 4CYL (121) AMC CONCORD, GREMLIN, HC 6CYL (232) AMC PACER, HORMET 6CYL (232) JEEP CJ5, CJ6, CJ7 6CYL (232) AMC AMX, CONCORD, GREML 6CYL (258) AMC MATADOR, , HORMET 6CYL (258) JEEP CHEROKEE, CJ5, CJ6, CJ7, J10, J20 6CYL (258) 
GWAM-03A 8130749 8133033 8134320	83-84 2500 83-86 4200 80 80-86		AMC EAGLE 4CYL (150) JEEP w/o Serpentine Belt Drive 4CYL (150) AMC AMX, PACER 6CYL (258) AMC EAGLE, SPIRIT w/o Serpentine Belt Drive 6CYL (258) JEEP w/o Serpentine Belt Drive 6CYL (258) •Aluminum body 
GWAM-04A 3227694 3234427 8122306 8125131	73-74 5000 72-79 5900 73-91 6600 73-79		AMC AMX 8 CYL (273) AMC, JEEP 8 CYL (304) AMC, JEEP 8 CYL (360) AMC, JEEP 8 CYL (401) 
GWAM-05A J8134321	83-86 2500 81-86 4200		JEEP w/Serpentine Belt Drive 4CYL (150) AMC EAGLE, SPIRIT w/Serpentine Belt Drive 6CYL (258) JEEP w/Serpentine Belt Drive 6CYL (258) 
GWAM-06A 83502938	85-90 2500 88-90 4000 85-89 4200		JEEP w/Serpentine Belt Drive 4CYL (150) JEEP WAGONEER Hub Height 2 5/8 inch 6CYL (242) AMC, JEEP w/Serpentine Belt Drive 6CYL (258) 
GWAM-07A JR775046	85-90 2500 85-89 4200		JEEP w/o Serpentine Belt Drive 4CYL (150) AMC, JEEP w/o Serpentine Belt Drive 6CYL (258) 
GWAM-08A 4626215 JR775122	88-89 2500 87-90 4000 87-02 4200		EAGLE PREMIER 4CYL (150) JEEP WAGONEER Hub Height 2 5/8 inch 6CYL (242) JEEP CHEROKEE, COMANCHE 6CYL (242) 
GWAM-09A 4626054 4626054AD	91-02 2500 93-99 4000		JEEP 4CYL (150) JEEP 6CYL (242) 







AMC(AMERICAN MOTROS & JEEP)

PART NO.	APPLICATION GUIDE		
GWAM-10A 5012366AA 5012366AB 5012366AC 53010417 (AW7164)	99-06	4000	JEEP GRAND CHEROKEE, WRANGLER 6CYL (242) 




BEDFORD

PART NO.	APPLICATION GUIDE	
GWBF-02A 9943171	76-	TORANA SUNBIRD COMMODORE 4 & 6cyl (HOLDEN) Petrol engine CF. 
GWBF-03A 7182777 9962669	67-77	6 TON, 7 TON 



BMW

PART NO.	APPLICATION GUIDE					
GWBM-01A 1151-1258-147/701 1151-1258-932/933 1151-1259-660	80-83 77-79	1766 1990	320i 320i	4 CYL 4 CYL	M10	
GWBM-02A 1151-1274-583/584 1151-1286-355/358 1151-1721-477	84-85	1766	318i 318ti	4 CYL 4 CYL	M10 M10	
GWBM-03A 1151-1267-187 1151-1267-583	77-81		320,323i 520 6cyl w/fixed fan E21 series			
GWBM-04A 1151-1271-435 1151-1272-616 1151-1706-564 1151-1706-588/ 624 1151-1711-492 1151-9058-996	86-87 84-87 87 82-87 79-81	2693 2494 2788	325 325e 325es 325i 325is 528e 528i	6 CYL 6 CYL 6 CYL 6 CYL 6 CYL 6 CYL 6 CYL	M20 M20 M20 M20 M20 M20	
GWBM-05A 1151-0786-800 1151-1251-230 1151-1253-143 1151-1263-934 1151-1266-096 1151-1705-236 1151-1705-273 1151-1707-415	72-74 71 70-73 69-71 72-76 75-76 85-87	2788 2985 2788 3210 3430	BAVARIA BAVARIA 2.8 BAVAIRA 2800 2800CS 3.0CS 3.0CSi 3.0S 3.0Si w/o Thread on Style Fan Clutch 528i w/o Thread on Style Fan Clutch 530i 630CSi 633CSi 733i 735i	6 CYL 6 CYL 6 CYL 6 CYL 6 CYL 6 CYL 6 CYL 6 CYL 6 CYL 6 CYL 6 CYL 6 CYL 6 CYL 6 CYL 6 CYL	M30 M30 M30	
GWBM-06A 1151-1271-436 1151-1272-613 1151-1284-694 1151-1286-417 1151-1707-190/191 1151-1707-192/193 1151-1720-892/893 1151-9070-761	68-69 74 68 71 76 75-76 80-81 83-84 85-93 88 80-84 85-89	2788 2985 3210 3430	2800 2800 2800CS 3.0CS 3.0CSi 3.0CSi w/Thread on Style Fan Clutch 3.0CSL 3.0S 3.0Si w/Thread on Style Fan Clutch 528i 533i 535i 535is 633CSi 635CSi	6 CYL 6 CYL 6 CYL 6 CYL 6 CYL 6 CYL 6 CYL 6 CYL 6 CYL 6 CYL 6 CYL 6 CYL 6 CYL 6 CYL 6 CYL	M30 M30 M30 M30 M30 M30 M30 M30 M30 M30 M30	 Continued









BMW

PART NO.	APPLICATION GUIDE							
GWBM-06A	80-84	3210	733i	6 CYL	M30			
	88-92	3430	735i	6 CYL	M30			
	87	3453	735iL	6 CYL	M30			
	86-87		L6	6 CYL	M30			
	88		L7	6 CYL	M30			
	87-88		M5	6 CYL	S38			
			M6	6 CYL	S38			
GWBM-07A 1151-0686-001 1151-0686-901 1151-1256-600 1151-9056-401	64-71	1573	1600	4 CYL		DISCONTINUED		
	66-67	1766	1600-2	4 CYL				
	66-68	1773	1600ti	4 CYL				
	67-71	1990	1602	4 CYL				
	68-71		1800	4 CYL				
	64-65		1800ti	4 CYL				
	66-72		1800ti	4 CYL				
	65-70		2000	4 CYL				
	66-71		2000c	4 CYL				
	68-72		2000cs	4 CYL				
	66-76		2000ti	4 CYL				
	70-71		2000tii	4 CYL				
	71-74		2002	4 CYL				
			2002ti	4 CYL				
			2002tii	4 CYL				
	GWBM-08A 1151-1719-836 1151-1720-609	88	2693	325	6 CYL		M20	
		88-93	2494	325i	6 CYL		M20	
88-91			325is	6 CYL	M20			
89-90			325iX	6 CYL	M20			
			525i	6 CYL	M20			
			528e	6 CYL	M20			
GWBM-09A 1151-1433-712 1151-1433-828 1151-1437-648 1151-1711-484 1151-1719-836 1151-1722-536 1151-1730-414 1151-1740-241 1151-1744-241 1151-1744-243 1151-7503-884 1151-7504-040 1151-7527-799 1151-7527-910 1151-7546-994	00	2494	323Ci	6 CYL	M52			
	99-00	2793	323i		M52			
	98-99	2979	323ic, 323is		M52			
	01-06	2990	325Ci		M54, M56			
	92-05	2996	325i		M50, M54, M56			
	06	3152	325i		N52			
	92-95		325is		M50			
	01-05		325xi		M54			
	06		325xi		N52			
	96-00		328Ci		M52			
	96-99		328i		M52			
	06-07		328iC, 328is		M52			
	93-95		330Ci		M54			
	95		330i, 330xi		M54			
	04-05		330i, 330xi		N52			
	04-06		525i		M50, M54			
	01-06		525i		N52			
	99-02		525it		M50			
	97-00		525xi		N52			
	01-02		528i		M52			
	98-00		528it		M52			
			530i		M54			
			530i, 530xi		N52			
			M3		S50			
			M3		S52			
			X3		M54			
		X3		M54				
		X5		M54				
		Z3		M52, M54				
		Z3		M52				
		Z3		M54				
		Z3		S52				





BMW

PART NO.			APPLICATION GUIDE
GWBM-10A 11519070762/3 11511715292 11511721337 1715292 1721337 9070763	87-91 87-91 90-93 91-94 87-94 89-95 93-94	1596 1796 1796 1596 1796 1796 1796	BMW3(E30)316i BMW3(E30)318i BMW3 Convertible(E30)318i BMW3 Touring(E30)316i BMW3 Touring(E30)318i BMW5 (E34)518i BMW5 Touring(E34)518i 
GWBM-11A 11510393338 11511721872 11511727468 11511734595 11511734602 1721872 1727468 1734595 1734602 393338	89-91 93-98 93-98 95-98 93-98 98-05 95-00 98-00 94-00 95-00 94-95 94-99 93-99 92-95 95-99 99-01 96-99 95-99 99-01 89-95 95-96 94-97 95-98 95-99	1796 1596 1796 1895 1796 1895 1596 1895 1596 1895 1796 1796 1596 1796 1895 1895 1596 1796 1895 1796 1796 1796 1796 1895	BMW3(E30)318si BMW3(E36)316i BMW3(E36)318i BMW3(E36)318is BMW3(E36)318is BMW3(E46)316i BMW3 Compact(E36)316g BMW3 Compact(E36)316i BMW3 Compact(E36)316i BMW3 Compact(E36)318ti BMW3 Compact(E36)318ti BMW3 Compact(E36)318ti BMW3 Convertible(E36)318i BMW3 Coupe(E36)316i BMW3 Coupe(E36)318is BMW3 Coupe(E36)318is BMW3 Coupe(E46)318Ci BMW3 Touring(E36)316i BMW3 Touring(E36)318i BMW3 Touring(E46)318i BMW5(E34)518i BMW5 Touring(E34)518g BMW5 Touring(E34)518i BMW Z3(E36)1.8 BMW Z3(E36)1.9 







BRITISH LEYLAND

PART NO.	APPLICATION GUIDE		
GWBL-01A 2A774/5,12A1332 12G120/1284/1771 GWP101/102/132 12A1690 38402022/3/4	56-79	AUSTIN BLMC INNOCENTI MG MORRIS <u>GWBL-01A=GWBL-02A</u>	
GWBL-03A GWP306 GWP312 530477	61-83 2300	LAND ROVER Series II A,III Petrol and diesel engines Fixed Fan	
GWBL-05A GWP117 GWP123 GWP130	68-78 68-77 74-78 76-81	MORRIS MARINA HANOMAG F20,F25,F30,F35 LEYLAND SHERPA MGB GT	
GWBL-10A GWP129 GWP147	75-76 76-80	AUSTIN,MORRIS 18-22 WOLSELEY 2200 PRINCESS 2200 ROVER 2600cc SD,SDX	
GWBL-11A GWP138 GWP154	73-83 850 80-90 998 82-93 999 67-84 1098 76-81 1256 69-80	ALLEGRO 998cc/1098cc/1275cc AUSTIN METRO 999cc/1275cc MINI MK I MINI MK I 99HC20P, 99HA53P, 99H997P MINI MK I MINI MK I 99HD81 MINI MK I 10H	
GWBL-12A GWP415	74-75 4235 74-82	JAGUAR 6 CYL JAGUAR XJ6 6 CYL	
GWBL-13A GWP423	83-87 4235 83-86	JAGUAR VANDENPLAS 6 CYL JAGUAR XJ6 6 CYL	
GWBL-14A GWP151 GWP171	83-90 1275 84-88	MAESTRO MONTEGO 12HL	






BRITISH LEYLAND

PART NO.	APPLICATION GUIDE			
GWBL-15A GWP155	84-88 84-91	1994	MAESTRO,MONTEGO 20HA50AA, 20HC51AA, 20HC81 MAESTRO,MONTEGO 20HSC, 20H MAESTRO,MONTEGO 20H(EFI) MAESTRO,MONTEGO 20HC85 MAESTRO,MONTEGO 20H MAESTRO,MONTEGO 20HSC, 20H	DISCONTINUED
GWBL-16A GWP148	80-84 80-95	2000	ITAL LEYLAND DAF SHERPA	DISCONTINUED
GWBL-18A GWP333 FWP492 QCP2743	89-94 90-95	1400	214 Si, Sli, Gsi 16V Eng METRO Gti 16V Eng	
GWBL-19A PEB102510L	98- 00-	1796 2497	LANDROVER FREELANDER 18K4F 16V Eng LANDROVER FREELANDER 25K4F Eng	6 CYL 
GWBL-20A PEB102240L PET100760L	00- 02-05	1951 2500	LANDROVER FREELANDER LANDROVER FREELANDER (USA MODEL)	6 CYL  









CHRYSLER

PART NO.	APPLICATION GUIDE				
GWCR-01A 1918076 75221513	60-70 66- 67-76 69-76 70-		(U.K.) SINGER VOGUE, GAZELLE HILLMAN HUNTER HUNTER SCEPTRE, SUNBEAM RAPIER, H120, SUNBEAM ALPINE SUNBEAM VOGUE		
GWCR-02A EX196910	62-69		(AUSTRALIA) VALIANT RV1, SV1, AP5, AP6, VC, VE, VF, VG		
GWCR-03A 3425318 4153239	70-79 75-78		(AUSTRALIA) VALIANT VG 6cyl HEMI eng CENTURA 6cyl HEMI eng		
GWCR-05A 4293898 4323148 5203432	82-90 2200 86-89 2500 81-88 81-89 85-88		CHRYSLER 4 CYL (135) CHRYSLER 4 CYL (153) DODGE 4 CYL (135) DODGE 4 CYL (153) PLYMOUTH 4 CYL (135) PLYMOUTH 4 CYL (153)		
GWCR-06A 2196035/910 2808679 3420050 4106034 4131243	78-83 2800 60-76 3200 70-74 3700 60-87 60-71 60-79		CHRYSLER 6 CYL (225) DODGE 6 CYL (170) DODGE 6 CYL (198) DODGE 6 CYL (225) PLYMOUTH 6 CYL (170) PLYMOUTH 6 CYL (198) PLYMOUTH 6 CYL (225)		
GWCR-07A 3420037 3420038 3780108 3780109 3837640 3837641 4728533	58 3800 59 3900 70 4000 58-59 5200 59-91 5300 60-92 5600 70-73 5700 71-75 5900 71-80 6600 72-78 7200 75-89 78-80 87-91		CHRYSLER 8 CYL (318) CHRYSLER 8 CYL (360) CHRYSLER 8 CYL (440) DODGE 6 CYL (230) DODGE 6 CYL (239) DODGE 6 CYL (243) DODGE 8 CYL (318) DODGE 8 CYL (325) DODGE 8 CYL (340) DODGE 8 CYL (350) DODGE 8 CYL (360, 361) DODGE 8 CYL (400) DODGE 8 CYL (440) PLYMOUTH 8 CYL (318) PLYMOUTH 8 CYL (340) PLYMOUTH 8 CYL (360, 361) PLYMOUTH 8 CYL (400) PLYMOUTH 8 CYL (440)		







CHRYSLER

PART NO.	APPLICATION GUIDE				
GWCR-17A 71244450 71250918 75221515	70-73 73-81 71-73	HILLMAN AVENGER 1250,1500 AVENGER 1300,1600(w/o viscous coupling) PLYMOUTH CRICKET(w/o viscous coupling)			
GWCR-18A 20443700 20262700 20263800	76- 77-	TALBOT AVENGER 1300,1600 (w/ electric fan) TALBOT SUNBEAM 1000 TALBOT SUNBEAM 1300,1600 (w/ electric fan)			
GWCR-20A 1818610 1879526 2448326 2448327 2808464 2808466 2808680 2808681 3683834 3780127 3780196	58 3700 58 3800 63 5200 70 5600 74 5700 58-59 5900 58-65 6300 59-65 6600 59-71 6700 60-64 6800 61-65 7000 61-73 7200 63-71 66-78 66-79 69-70 70-74 71-78 72-78	CHRYSLER 8 CYL (360, 361) CHRYSLER 8 CYL (383) CHRYSLER 8 CYL (400) CHRYSLER 8 CYL (413) CHRYSLER 8 CYL (413) CHRYSLER 8 CYL (426) CHRYSLER 8 CYL (440) DODGE 8 CYL (340) DODGE 8 CYL (350) DODGE 8 CYL (360, 361) DODGE 8 CYL (383) DODGE 8 CYL (400) DODGE 8 CYL (413) DODGE 8 CYL (413) DODGE 8 CYL (426) DODGE 8 CYL (440) PLYMOUTH 6 CYL (225) PLYMOUTH 6 CYL (230) PLYMOUTH 8 CYL (318) PLYMOUTH 8 CYL (340) PLYMOUTH 8 CYL (350) 8 CYL (361) PLYMOUTH 8 CYL (383) PLYMOUTH 8 CYL (400) PLYMOUTH 8 CYL (413) PLYMOUTH 8 CYL (413) PLYMOUTH 8 CYL (426) PLYMOUTH 8 CYL (440)			 <p style="text-align: center;">●Aluminum body</p>
GWCR-26A 4387457 4636258	89 2200 2500	CHRYSLER 4 CYL (135) CHRYSLER 4 CYL (153) DODGE 4 CYL (135) DODGE 4 CYL (153) PLYMOUTH 4 CYL (135) PLYMOUTH 4 CYL (153)			
GWCR-27A 4448878 5010898AA	90-00 3300 91-00 3800 94-00 95-99	CHRYSLER 6 CYL (201) CHRYSLER 6 CYL (230, 232) DODGE 6 CYL (201) DODGE 6 CYL (230) PLYMOUTH 6 CYL (201) PLYMOUTH 6 CYL (230)			




CHRYSLER

PART NO.	APPLICATION GUIDE					
GWCR-28A 4483453 4621172	90 90-93 90-94 90-95	2200 2500	CHRYSLER CHRYSLER DODGE DODGE PLYMOUTH PLYMOUTH	4 CYL 4 CYL 4 CYL 4 CYL 4 CYL 4 CYL	(135) (153) (135) (153) (135) (153)	
GWCR-29A 4654393 5281175 (AW7140)	93-96 96 93-97	3300 3500	CHRYSLER CHRYSLER DODGE AMC EAGLE VISION	6 CYL 6 CYL 6 CYL 6 CYL	(201) (215) (201) (201)	
GWCR-30A 4667660 MO4667660 (AW7150)	95-00 95-98	2000	CHRYSLER DODGE PLYMOUTH AMC EAGLE TALON	4 CYL 4 CYL 4 CYL 4 CYL	(122) (122) (122) (122,Y)	
GWCR-31A 4882837 4556541 4882837 (AW7141)	93-94	3500	CHRYSLER DODGE AMC EAGLE VISION	6 CYL 6 CYL 6 CYL	(215) (215) (215,F)	
GWCR-32A 0500385AA 4663296 5003085 5663296 (AW7151)	95-97 97	3500	CHRYSLER DODGE PLYMOUTH AMC EAGLE VISION	6 CYL 6 CYL 6 CYL 6 CYL	(215) (215) (215,G) (215,F,G)	
GWCR-33A 04621489 4621489 (AW7153)	95-96 96	2400	CHRYSLER DODGE PLYMOUTH	4 CYL 4 CYL 4 CYL	(148) (148) (148)	
GWCR-34A 04663296AB (AW7158)	97	3500	CHRYSLER CONCORDE CHRYSLER LHS DODGE INTERPID PLYMOUTH PROWLER AMC EAGLE VISION	6 CYL 6 CYL 6 CYL 6 CYL 6 CYL	(215,F) (215,F) (215) (215,F) (215,F)	
GWCR-35A 4792195 4792195AB (AW7162)	98-01 99-04 99-02	3200 3500	CONCORDE, INTERPID 300M, CONCORDE, INTERPID LHS, PROWLER	6 CYL 6 CYL 6 CYL	(197) (215) (215)	





CHRYSLER

PART NO.	APPLICATION GUIDE				
GWCR-36A 53020280 53021018 53021018AB 53021018AC 53021018AD (AW7160)	98 3900 93-01 4700 93-03 5200 93-98 5900 98-00		DODGE TRUCK 6 CYL (239) DODGE, DURANGO 8 CYL (285) DODGE TRUCK 8 CYL (318) DODGE TRUCK 8 CYL (360) JEEP 8 CYL (318) JEEP, GRAND CHEROKEE 8 CYL (360)		<div style="border: 1px solid black; padding: 2px; text-align: center;">OUTLET HOLE DRILLED</div> 
GWCR-37A 53008354 (AW7159)	92 3900		DODGE TRUCK 6 CYL (239) DODGE TRUCK 8 CYL (318)	<div style="border: 1px solid black; padding: 2px; text-align: center;">OUTLET HOLE TAPPED</div>	
GWCR-38A 3283803 3802004 3802358 3802970 4429404 R5003665AA F3HZ-8501ARM (AW7145)	90 5900 89-93 89-98 90-96 93-94 93-96 93-97		FORD TRUCK 360 FD1060 CUMMINS- SERIES400-1100 -DIESEL CF700/800,F700/800 L900,LA800/900,LL900 LN700,LS900,LT800/900 LTL900,LTS800/900 CFT800,L800,LS800 FT900 B600/700,F600 FT800 DODGE TRUCK, D250 DIESEL 8 CYL (359) DODGE TRUCK, RAM 2500 DIE 8 CYL (359) DODGE TRUCK, RAM 3500 DIE 8 CYL (359) DODGE TRUCK, W250, W350 D 8 CYL (359)		
GWCR-39A 4694307 4694307AB 4649307AC 4649307AE (AW7156)	96-06 2400 02-06 96-00		CHRYSLER 4 CYL (148) DODGE 4 CYL (148) PLYMOUTH 4 CYL (148) JEEP 4 CYL (148)		
GWCR-40A 4663 731AB 4663 732 4663 732AB/AC/AD 4663 736 4892 225AA RCWP7161	98-04 2700 01-07 05-07 98-06		CONCORDE, INTERPID 6 CYL (167) 300M, SEBRING 6 CYL (167) CHARGER, MAGNUM 6 CYL (167) INTERPID, STRATUS 6 CYL (167)		
GWCR-41A 5302 0865 5302 0873AB/AC 5302 1187AA/2058AA 5302 2189AA/AB/AC 6804 5797AA	07-09 3700 02-10 4700 00-10 02-12 06-09 99-10		CHRYSLER, ASPEN 8 CYL (285) DODGE TRUCK 6 CYL (226) DODGE TRUCK 8 CYL (287) JEEP 6 CYL (226) JEEP, COMMANDER 8 CYL (285) JEEP, GRAND CHEROKEE 8 CYL (287)		

CHRYSLER

PART NO.	APPLICATION GUIDE				
GWCR-42A 4792 838AA 4792 838AB 5302 2095AD 5302 2095AF	EZB 5700 EZC 6100 EZD	CHRYSLER 300 DODGE CHALLENGER CHARGER MAGNUM JEEP GRAND CHEROKEE	(05-10) (08-10) (06-10) (06-08) (06-10)		
GWCR-43A 4792968AD	04-10 3500 07-10 4000 05-10	CHRYSLER CHRYSLER DODGE DODGE	6 CYL (215) 6 CYL (241) 6 CYL (215) 6 CYL (241)		
GWCR-44A 4666044BB	3800	JEEP WRANGLER JK	(07-11)	<div style="background-color: #333; color: white; border-radius: 10px; padding: 2px 10px; display: inline-block;">NEW</div> 	


KOREAN CAR (DAEWOO) WP

PART NO.	APPLICATION GUIDE		
GWDW-10A 90220568	C18LE 1800 C20LE 1998	ESPERO 1.8 (95.02-99.09) ESPERO 2.0 (95.02-99.06) PRINCE 2.0 BROUGHAM <u>GWO-10A=(GWKR-308A)</u>	
GWDW-11A 93231147 93221331 90284802	1800 2000	ESPERO 1.8 (95.02-99.09) ESPERO 2.0	
GWDW-12A 90281612 90442207	T20SED 1600 T22SED 1800 F16D3 2000 T18SED 2200	REZZO 2.0 (05.03-) LEGANZA 2.2 (99.04-02.12) NUBIRA 1.6 (03.07-04.12) NUBIRA 1.8 (03.07-04.12) <u>GWO-12A=(GWKR-305A)</u>	
GWDW-13A 90325660 96351969 90144227	Y15L 1500 G15MF	CIELO 1.5 (95.04-97.07) ESPERO [KLEJ] 1.5 (97.10-99.09) NEXIA 1.5 (95.02-97.08) NEXIA Saloon 1.5 (95.02-97.08) <u>GWO-13A=(GWKR-309A)</u>	
GWDW-16A 90373189 91172178 91173496 96059659		MATIZ(SPARK) (98-02)	
GWDW-18A 96353151 90444359 90466343 92064250 24409355 92065969	X 20 D1 2000 T20SED 1800 T18SED	EPICA 2.0 (05.01-06.12) REZZO 2.0 (05.08-) LACETTI 1.8 (05.08-) NUBIRA 1.8 (05.03-) <u>GWO-18A=(GWKR-314A)</u>	
GWDW-38A 17400A60D01 96518977 96563958	B12S1 796 F8CV 995 B10S 1150 F8CV F8C	KALOS 1.2 (05.03-) MATIZ 0.8 (05.03-) MATIZ 1.0 (05.03-) SPARK 0.8 (05.05-) SPARK 1.0 (05.05-) TICO 0.8 (95.02-00.12) <u>GWS-13A=(GWKR-300A)</u>	
GWDW-39A 17400A70D04 1740070D00	796	DAMAS 0.8 (95.03-98.07) LABO <u>GWS-14A=(GWKR-301A)</u>	

KOREAN CAR (DAEWOO) WP

PART NO.	APPLICATION GUIDE		
GWDW-40A 94022627 94232082	 <u>GWS-15A=(GWKR-302A)</u>		
GWDW-46A 12395558 12397649 90234200 90325661	A15MF 1498 A16DMS 1500 1598	LEMANS [RACER] - SOHC ESPERO [KLEJ] 1.5 16V (95.02-99.06) LANOS [KLAT] 1.6 (97.05-) NEXIA [KLETN] 1.5 16V (95.02-97.08)	 <u>GWG-46A=(GWKR-303A)</u>
GWDW-87A 96352649 96351971 96351284 94013802	A15MF 1500 A16DMS 1600	ESPERO 1.5 (93.10-94.09) LANOS 1.6 (97.05-) NEXIA 1.5 (95.02-97.08) NUBIRA 1.6 (00.07-) CIELO DOHC <u>GWG-87A=(GWKR-310A)</u>	
GWDW-88A 5094013802 90351284 94013802 96351971	A15MF 1498 1598	ESPERO [KLEJ] 1.5 (93.10-94.09) LANOS [KLAT] 1.6 (97.05-) NEXIA [KLETN] 1.5 (95.02-97.08)	 <u>GWG-88A=(GWKR-311A)</u>
GWDW-89A 90325661B	LEMANS <u>GWG-89A=(GWKR-312A)</u>		
GWDW-90A 96352648 96350799 96872704	F14S3 1399 A16DMS 1498 F14S3 1598 A15SMS	KALOS 1.4 (05.03-) REZZO 1.6 (05.03-) LANOS [KLAT] 1.4 -SOHC (02.09-) LANOS [KLAT] 1.5 -SOHC (97.05-)	 <u>GWG-90A=(GWKR-313A)</u>
GWDW-91A 96230587	1761	LACETTI Saloon[J200] 1.8 (03.08-04.12) REZZO [KLAU] 1.8 (00.09-)	 <u>GWG-91A=(GWKR-306A)</u>
GWDW-92A 96352650 96182871 96930074 96872702	F14D3 1399 F16D3 1598 A16DMS	AVEO [T200,T250] 1.4 (06.03-) KALOS 1.4 16V (05.03-) LACETTI 1.4 16V (05.03-) NUBIRA 1.6 - DOHC (05.03-) REZZO 1.6 (05.03-) KALOS [KLAS] 1.4 (03.04-) DOHC <u>GWG-92A=(GWKR-307A)</u>	

KOREAN CAR (DAEWOO) WP

PART NO.	APPLICATION GUIDE		
GWDW-96A 90322506	L4	2000 2200	NUBIRA LEGANZA 99-02 







DAIHATSU

PART NO.	APPLICATION GUIDE				
GWD-12A 16100-87501-000 16100-87502-000 16100-87503-000 16100-87504-000	ZM	360	HIJET ATRAI	S38 (71.09-81.08)	
GWD-13A 16100-59017-000 16100-59145-000	B 13B	3000 3400	DELTA (TOYOTA) DYNA	DV28,SV28 V10/11/12/17/18 V98/D/99 V75/76/78/79/78D V75D (72.03-77.08) (77.08-80.09) (84.09-90.05) (84.09-88.08) (84.09-87.08)	
GWD-14A 16100-87304-000 16100-87305-000 16100-87307-000 16100-87308-000 16100-87309-000 16100-87380-000	DG DIESEL	2500	DELTA TAFT RUGGER	V20/23/24/25/26 F50 (77.08-82.10) (78.08-82.08)	
GWD-15A 16100-87701-000 16100-87705-000 16100-87706-000 16100-87791-000	AB CB	550 1000	FELLOW MAX CUORE CHRADE	L40 L40V L45 G10 (76.05-79.02) (76.06-80.06) (77.10-82.12) (79.02-80.06)	
GWD-16A 16102-87780 (16100-87780-000 16100-87781-000 W/HOUSING NO.)	AB	550	HIJET ATRAI HADIVAN	S40/60 L55V (76.04-81.03)	
GWD-17A 16100-87726-000 16100-87787-000 16100-87796-000	CB CL	1000	CHARADE	G11 G101S G30 (83.01-85.01) (87.01-93.01) (85.02-93.01)	
GWD-24A 16100-28030-000	12T	1600	CHRMANT	A20 A40 (79.08-79.08) (79.08-81.07)	
GWD-25A 16111-87780-000 (16100-87782/4/9 W/HOUSING NO.)	AB	550	HIJET ATRAI	S65/66 S66V (81.04-86.05) (82.03-86.05)	





DAIHATSU

PART NO.	APPLICATION GUIDE				
GWD-26A 16100-87707-000 16100-87788-000	AB	550	FELLOW MAX CUORE	L54/55/55V/56 (80.06-85.08)	
GWD-27A 16100-87730-000 16100-87786-000 16100-87795-000	CB	1000	CHARADE HIJET	G100S G100S(TBO) G11 (87.01-93.01) (87.01-88.01) (85.01-86.12)	
GWD-28A 16100-37382-000 16100-87381-000 16100-87382-000 16100-87383-000 16100-87387-000	DG DL DIESEL	2500 2800	DELTA TAFT RUGGER ROCKY	V20/23/24/25/26 V54/56 V57 F50 F60 (82.10-83.02) (78.02-84.04) (84.09-89.01) (82.08-82.10) (82.08-84.03)	
GWD-29A 16100-87252-000 16100-87280-000 16100-87280-000 16100-87286-000	EB	550	MIRA LEEZA CUORE	L70S/70V/71V L100S/100V (85.08-90.02) (86.11-90.07)	
GWD-30A 16100-87511-000 16100-87580-000 16100-87582-000 16100-87586-000	EB	550	HIJET ATRAI	S80C/80P/81C/81P S80P/S81P(SPC) (86.05-90.04) (87.05-90.04)	
GWD-31A 16100-87512-000 16100-87581-000 16100-87583-000	EB	550	HIJET ATRAI	S80V/81V (86.05-90.04)	
GWD-32A 16100-87108-000 16100-87182-000 16100-87184-000 16100-B9170	HCE HCF HEEG HD HDEG HDEP	1300 1500 1600	CHARADE APPLAUSE PYZAR HIJET	A101S/111S G102S/112S G200S/203S/213S G201S G301G/311G G303G/313G (89.06-00.05) (88.01-93.01) (93.01-00.03) (93.07-98.07) (97.09-02.07) (96.08-02.07)	
GWD-33A 16100-87394-000	DL	2800	TAFT RUGGER	F70 (87.09-90.11)	





DAIHATSU

PART NO.	APPLICATION GUIDE			
GWD-34A 16100-87731-000 16100-87790-000 16100-87797-000	CB 1000	CHARADE G100S(TBO)	(87.01-93.01)	
GWD-35A 16100-87109 16100-87183 16100-87185 16100-B9250	HCEJ 1300 HDE 1600	TERIOS J100G ROCKY F300S APPLAUSE FERROZA	(97.03-00.05) (90.07-97.05)	
GWD-36A 16100-87244-000 16100-87248-000 16100-87283-000 16100-87287-000 16100-B9210	EFCL 660 EFEL EFFL EFHL EFJL EFKL EFXL	LEEZA L111S MIRA L111SK OPTI L200S/200V/210S MOVE L210V L220S L300S/310S L500V/510V L510S L500S L500S	(90.08-92.07) (91.11-92.07) (90.03-95.01) (90.04-94.08) (90.04-93.07) (92.02-98.08) (94.08-98.08) (94.08-95.10) (94.08-95.10) (94.10-98.08)	
GWD-37A 16100-87290-000 16100-87509-000 16100-87588-000 16100-87590-000	EFCS 660	HIJET S82C/82P/83C/83P ATRAI	(90.04-94.01)	
GWD-38A 16100-87291-000 16100-87510-000 16100-87585-000 16100-87591-000 16100-87859-000	EFES 660 EFTS EFVS EFXS	HIJET S82V/83V ATRAI S82V/83V S82W/83W	(92.08-94.01) (90.04-94.01) (91.08-94.01)	
GWD-39A 16100-87292-000 16100-87505-000 16100-87507-000 16100-87592-000	EFCK 660 EFES EFNS EFTS	HIJET S100C/100CT/100P/100V ATRAI S100C/100CT/100P/100V MIDGET II S100V/110P/110V/120V/130V S100W S100W/110W S110C/110CT/110P/110V S120V/130V K100C K100P	(94.01-95.12) (94.01-98.12) (94.01-95.12) (94.04-98.12) (94.04-95.12) (94.01-98.12) (94.01-96.12) (97.01-99.08) (96.03-99.08)	

DAIHATSU

PART NO.	APPLICATION GUIDE			
GWD-40A 16102-87201 16102-87204 16102-87207 <div style="border: 1px solid black; border-radius: 10px; padding: 5px; width: fit-content; margin: 10px auto;"> 16100-87249-000 16100-87508-000 W/HOUSING NO. </div>	EFDE 660 EFDEM 1000 EFDET EFGL EFGS EFRL EFRS EFVE EFDN EFZL EFZS EJDE EJVE	HIJET/ATRAI J131G MAX M200G MIRA L950S/960S MOVE L701S/711S NAKID L150S/160S/250S/260S OPTI L250V/260V STORIA L350S/360S TANTO L600S/610S TERIOS L500S/510S TERIOS KID S100C/100CT/100P/100V/100W TERIOS LUKIA S110P/110V/110W/120V/130V YRV M100S/110S J111G L700S/710S/900S/910S L800S/810S S200C/200P/210P L700V/710V/750S/760S	(00.01-) (00.08-02.12) (01.11-04.05) (02.08-05.03) (02.10-04.04) (02.12-05.08) (03.11-04.05) (95.08-98.09) (95.10-98.08) (95.12-98.12) (95.12-98.12) (98.01-04.05) (98.10-) (98.10-05.03) (98.11-02.08) (98.12-05.03) (99.11-02.12)	
GWD-40AH 16100-87228-000 16100-87245-000 16100-87249-000	EFDE 660 EFDEM EFDET EFGL EFRL EFVE EFDN EFZL EFDE	OPTI J131G TANTO L950S/960S MOVE L150S/160S MIRA L350S/360S MAX L600S/610S TERIOS KID L500S/510S TERIOS LUKIA J111G NAKED L700S/710S/900S/910S L800S/810S L700V/710V L750S/760S L900S/910S L910S L550S/560S	(00.01-) (01.11-05.11) (02.10-04.04) (03.11-04.05) (95.08-98.09) (95.10-98.08) (98.10-) (98.10-) (98.11-02.08) (99.11-02.12) (99.11-03.12) (98.10-02.09) (98.10-02.10) (04.08-05.05)	
GWD-41A 16102-87202 16102-87205 16102-87208 <div style="border: 1px solid black; border-radius: 10px; padding: 5px; width: fit-content; margin: 10px auto;"> 16100-87230 16100-87246 16100-87251 W/HOUSING NO. </div>	EFDET 660 EFZL	MIRA L250S/260S MOVE L150S/160S OPTI L550S/560S TANTO L300S/310S L350S/360S	(02.12-04.12) (02.10-04.12) (04.08-05.05) (95.10-98.08) (03.11-05.06)	
GWD-41AH 16100-87230-000 16100-87246-000 16100-87251-000	EFDET 660 EFZL	MIRA L250S/260S MOVE L150S/160S OPTI L550S/560S TANTO L300S/310S L350S/360S	(02.12-04.12) (02.10-04.12) (04.08-05.05) (95.10-98.08) (03.11-05.06)	







DAIHATSU

PART NO.	APPLICATION GUIDE			
<p>GWD-42A 16102-87201 16102-87204 16102-87207</p> <p style="margin-top: 20px;">(16100-97213-000 16100-97231-000 W/HOUSING NO.)</p>	<p>EFDE 660 EFDEM 1000 EFDET EFGL EFGS EFRL EFRS EFVE EFVN EFZL EFZS EJDE EJVE</p>	<p>HIJET J131G ATRAI M200G MAX L950S/960S MIRA L701S/711S MOVE L150S/160S/250S/260S NAKID L250V/260V OPTI L350S/360S STORIA L600S/610S TANTO L500S/510S TERIOS S100C/100CT/100P/100V/100W TERIOS KID S110P/110V/110W/120V/130V TERIOS LUKIA M100S/110S YRV J111G J111G/131G J131G L700S/710S/900S/910S L800S/810S S200C/200P/210P L700V/710V/750S/760S</p>	<p>(00.01-) (00.08-02.12) (01.11-05.11) (02.08-05.03) (02.10-04.04) (02.12-05.08) (03.11-04.05) (95.08-98.09) (95.10-98.08) (95.12-98.12) (95.12-98.12) (98.01-04.05) (98.10- 05.11) (02.01-03.08) (00.01-05.10) (98.10-05.03) (98.11-02.08) (98.12-05.03) (99.11-02.12)</p>	
<p>GWD-42AH 16100-97213-000 16100-97231-000 16100-B9180</p>	<p>EFVE 660</p>	<p>HIJET S200C/200P/210P ATRAI</p>	<p>(98.12-07.12)</p>	
<p>GWD-43A 16102-97201 16102-97205 16100-B9200</p> <p style="margin-top: 20px;">(16100-97214-000 16100-97232-000 W/HOUSING NO.)</p>	<p>EFDE 660 EFVE EFSE EFVN EFDET</p>	<p>HIJET S200V/210V ATRAI S220V/230V S220G/230G S200W/210W S200P S320V/330V S330W S320G/330G S320G/330G</p>	<p>(98.12-04.11) (98.12-01.12) (99.05-04.11) (00.01-04.11) (00.02-04.11) (04.11-07.12) (05.01-07.12) (05.04-05.11) (05.12-07.12)</p>	
<p>GWD-43AH 16100-97214-000 16100-97232-000 16100-B9200</p>	<p>EFDE 660 EFVE EFSE EFVN EFDET</p>	<p>HIJET S200V/210V ATRAI S220V/230V S220G/230G S200W/210W S200P S320V/330V S330W S320G/330G S320G/330G</p>	<p>(98.12-04.11) (98.12-01.12) (99.05-04.11) (00.01-04.11) (00.02-04.11) (04.11-07.12) (05.01-07.12) (05.04-05.11) (05.12-07.12)</p>	




DAIHATSU

PART NO.	APPLICATION GUIDE				
GWD-44A 16100-87247-000 16100-87250-000 16100-87288-000	JBEL 660 JB JL	MIRA MOVE	L502S/512S L602S	(94.08-98.08) (95.08-98.09)	
GWD-45A 16100-97206-000 16100-97212-000 16100-B9140 16100-B9330	JBDET 660 JBDE JCDET	COPEN MAX MOVE STORIA OPTI	L880K L952S/962S L902S L912S L802S M112S	(02.06-04.05) (01.11-04.05) (98.10-02.09) (01.10-02.09) (98.11-00.02) (98.03-04.05)	
GWD-46A 16100-87390-000 16100-87395-000 16100-B9090	DL 2800 DIESEL	DELTA TAFTA RUGGER	V57 F73G F73W F78G F78W	(84.09-95.04) (93.05-97.05) (93.05-97.05) (93.05-97.05) (93.05-97.05)	
GWD-47A 16100-97221-000 16100-97240-000 16100-97502-000 16100-B9190	EFSE 660	HIJET ATRAI MIDGIT II	S200C/200P/210C/210P S200V/210V S200W/210W S320V/330V S320W/330W K100C/100P	(98.12-07.12) (98.12-04.11) (00.01-04.11) (04.11-07.12) (05.01-07.12) (99.08-01.07)	
GWD-48A 16100-97207-000 16100-97241-000 16100-B9100	EFSE 660	OPTI MIRA MOVE	L800S/810S L250S/250V/260S/260V L700S/700V/710S/700V L900S	(98.11-02.08) (02.12-07.11) (98.10-02.12) (98.10-00.10)	
GWD-49AH 16100-87231-000 16100-87506-000 16100-87508-000	EFZS 660 EFGS EFRS	HIJET ATRAI	S100C/CT/P/V/W S110P/V/W S120V S/130V	(95.12-98.12) (95.12-98.12) (95.12-98.12) (95.12-98.12)	
GWD-50AH 16100-97205 <u>(GWD-50AH=GWT-134AH)</u>	EJVE 1000 EJDE	MIRA STORIA YRV	L701S/711S M100S/110S M200G	(02.08-05.03) (98.01-04.05) (00.08-02.12)	
GWD-51A 16102-97207 16100-BZ020 16100-BZ030	EFDET 660	MIRA MOVE TANTO	L250S/260S L150S/160S L550S/560S L350S/360S	(04.02-07.11) (04.02-06.10) (04.08-09.03) (03.11-07.12)	

DAIHATSU

PART NO.	APPLICATION GUIDE				
GWD-51AH 16100-97243-000 16100-B9130	EFDET	660	MIRA L250S/260S MOVE L150S/160S TANTO L550S/560S L350S/360S	(04.02-07.11) (04.02-06.10) (04.08-09.03) (03.11-07.12)	
GWD-52A 16102-97206 16102-B2010	EFDEM EFDET EFVE EFVN EFDE	660	MAX L950S/960S MIRA L950S/960S TANTO L250S/250V/260S TERIOS L250V/260V TERIOS KID L650S/660S TERIOS LUKIA L700S/710S L700S/710S L701S/711S L250S/260S L150S L160S L550S/560S L350S/360S J111G/131G J111G/131G	(04.05-05.11) (04.05-05.11) (04.02-07.11) (02.12-07.11) (04.11-09.03) (04.05-04.10) (04.05-04.10) (04.05-04.10) (04.02-07.11) (04.01-06.10) (04.02-06.10) (04.08-09.03) (04.05-07.12) (03.08-06.08) (03.08-12.01)	
GWD-52AH 16100-97242-000 16100-B9050 16100-B9120	EFDEM EFDET EFVE EFVN EFDE	660	MAX L950S/960S MIRA L950S/960S TANTO L250S/250V/260S TERIOS L250V/260V TERIOS KID L650S/660S TERIOS LUKIA L700S/710S L700S/710S L701S/711S L250S/260S L150S L160S L550S/560S L350S/360S J111G/131G J111G/131G	(04.05-05.11) (04.05-05.11) (04.02-07.11) (02.12-07.11) (04.11-09.03) (04.05-04.10) (04.05-04.10) (04.05-04.10) (04.02-07.11) (04.01-06.10) (04.02-06.10) (04.08-09.03) (04.05-07.12) (03.08-06.08) (03.08-12.01)	
GWD-53A 16102-97203	EFVD	660	MIRA L250S	(02.12-07.11)	
GWD-53AH 16100-97228-000 16100-B9110	EFVD	660	MIRA L250S	(02.12-07.11)	
GWD-54A 16102-97204	EFVE	660	HIJET S200C/P ATRAI S210P	(02.01-07.12)	

DAIHATSU

PART NO.	APPLICATION GUIDE				
GWD-55A 16100-B9450 16100-B9451 16100-B9452 16100-B9461	KFVE 660 KFDET	ATRAI ESSE TANTO HIJET MIRA MOVE	L235S/245S S201C/201P/211C/211P S321G/331G S321V/331V S321V/331V/321W/331W L275S/285S L275S/285S L275V L275V/285V L675S/685S L175S/185S L175S/185S L575S/585S L575S/585S L375S L375S/385S L455S L455S/465S L465S	(06.12-12.01) (07.12-12.01) (07.08-12.01) (07.12-12.01) (07.12-12.01) (06.12-12.01) (06.12-12.01) (08.02-12.01) (07.10-12.01) (09.07-12.01) (06.10-10.12) (06.10-10.12) (08.08-11.06) (08.09-11.06) (07.12-12.01) (07.12-10.10) (09.12-12.01) (09.12-12.01) (09.12-10.10)	
GWD-56A 16100-B9350 16100-B9455 16100-B9464	KFVE 660	TANTO MIRA MOVE HIJET	L375S,L385S,L455S,L465S L275S/V,L285S/V,L675S, L685S L575S,L585S S321V/W,S331V/W	(10.10-) (10.10-) (10.10-) (08.12-)	
GWD-57A 16100-B9150	K3VE 1300	TERIOS	J102G,J122G	(00.05-02.01)	<div style="background-color: black; color: white; border-radius: 15px; padding: 2px 10px; display: inline-block; font-weight: bold;">NEW</div> 
		<u>GWD-57A=(GWT-146A)</u>			

FIAT

PART NO.

APPLICATION GUIDE

GWFI-01A

4297101	69-78	1100	128,X 1/9
5893339	69-82	1300	ZASTABA 101
5894255	71-76	1400	SEAT 128
5883960	72-79	1500	Rally (AR)
5893336	72-81	1600	Sport
5894129	73-79		Coupe (AC 5)
5993339	74-82		Coupe (AC)
7719919	74-84		Coupe Berlinetta (AC)
7784978	75-78		Familiare (AF)
	75-79		Familiare (AF1)
	78-82		1/9 (128 AS)
	78-89		1/9 (128 AS) Exclusiv Serie
	82-87		1/9 (128 AS) Five Speed
	83-85		(138) 70
	83-87		(138) 75
	83-88		(138) 85
	83-89		(138) 85 Super
	83-90		Weekend 100 (RF)
	84-86		Bertone Convertible 50
	85-87		I (138A) 65
	85-88		I (138A) 70
	85-89		I (138A) 75 i.e.
	86-89		II (138A) 60
	89-92		II (138A) 70
	89-93		II (138A) 75 CAT
	89-96		II (138A) 85
			(146A/E) Turbo i.e.
			(146A/E) 50
			(146A/E) 55
			(146A/E) 60 (146A.EG)
			(146A/E) 70
			(146A/E) 70 i.e.
			(146A/E) 70 S

4194951
4243593
4329406
4384128
5882695
5983960
W/HOUSING NO.








GWFI-03A

4314160	69-73	1300	132GLS,131RALLY,RACING
4314162	69-74	1400	131(USA),124 SPECIAL
4331825	70-73	1500	SEAT 153
5882689	71-75	1600	Special T
	72-76	1800	Coupe Sport
	73-75	2000	Coupe Sport (BC 1)
	73-76		Coupe Sport (CC1)
	76-80		Spider Sport (BS)
	78-80		Spider Sport (BS1)
	78-81		Spider Sport (CS)
	79-82		Spider Sport (CS1)
			Super Mirafiori
			Super Mirafiori (A)
			Abarth Rally
			Racing



continued

FIAT



PART NO.	APPLICATION GUIDE		
GWFI-03A	72-74 73-79 75-77 76 78-85 78-89 80-82 81-86	1300 1500 1600 1700 2000	GLS (A1) Special (A1) GLS i.e. (132A) (132A) i.e. 1/9 (128 AS) Exclusiv Serie 1/9 (128 AS) Five Speed 
GWFI-04A 4129810 5882684	66-73 66-75 67-73	1200	124,241 SEAT 124,124 SPECIAL (TA) Familiare 
GWFI-05A 4320086 4332090 4332336 4336188 5882690	74-76 74-82 74-81 75-82 75-78 74-89	1300 1600 1900 2000	131 S MIRAFIORI 131 SUPER Mirafiori (S) Familiare/Panorama Mirafiori(AF) Familiare/Panorama CL (AF1) SERIE Box SERIE Bus 
GWFI-06A 2101-1307010 4197598	72-		LADA(USSR) 1200L 1300L,1500S,1600GL,VAZ124, VAZ2101,ZHIGULI 
GWFI-09A 4269431 58826787 5955242 5882687 5955242	66-73 67-76 68-75 69-74 69-77 70-73 72-74 72-75 72-76 72-77 73-76	1400 1500 1600 1700 1800	132,124 SPECIAL Special Coupe Sport Coupe (BC 1) Coupe Sport (CC 1) Spider Sport (BS) Spider Sport (BS1) Spider Sport (CS) Spider Sport (CS1) Spider Rally Abarth (CSA) Special (A1) 

FIAT

PART NO.			APPLICATION GUIDE
<p>GWFI-11A</p> <p>4081489 4081499</p>	<p>59- 1500 64-68 2300 61-69 64-67 62-69</p>	<p>FIAT 1500,1500L,1800B disengaging fan 2300 w/o air cond. POLSKI 125P ZASTAVA 1500 1000er-Serie 1000er-Serie (116) 1500 Convertible 1500-2300</p>	<div style="border: 2px solid black; padding: 5px; display: inline-block;">DISCONTINUED</div>
<p>GWFI-12A *</p> <p>(4405285, 5924366 4429224, 5990701 4429228, 7633560 4465144) W/HOUSING + PULLEY NO. 7671810</p>	<p>78-82 1100 78-89 1300 79- 1400 80-89 1500 81-82 1600 82-87 83-85 83-87 83-89 83-90 84-86 85-87 85-88 87-89 88-91 88-95 89-93 89-95 90-03</p>	<p>REGATA 1300cc,1500cc RITOMO 1300cc 65,75L,75C REGATA 1300cc,1500cc A/T X-1/9,STRADA U.S.A. MODEL TIPO 1400cc,1600cc (138) 70 (138) 75 (138) 85 (138) 85 Super Weekend 100 (RF) Bertone Convertible 85 I (138A) 65 I (138A) 70 I (138A) 75 I (138A) 75 i.e. I (138A) 85 II (138A) 60 II (138A) 70 II (138A) 75 II (138A) 75 CAT II (138A) 85 (160) (160.AC) (160) i.e. (160) i.e. (160.AP,160.AD,160.EA) (160) (160.AE) (160) i.e. (160.AF) (146A/E) 1/9 (128 AS) Five Speed</p>	<div style="border: 2px solid black; padding: 5px; display: inline-block;">DISCONTINUED</div>

FIAT

PART NO. APPLICATION GUIDE

PART NO.	APPLICATION GUIDE		
GWFI-13A 5973713 7640163 46423351 46523351 46531183 71713727 7691820 7715242	03 750 04 900 80-86 1000 85- 1100 85-99 1200 86- 86-04 86-95 87-98 91-04 92-04 93-99 94-00 94-98 94-99 95-97 96-01 97-99 98 84-95 1000 86-93 1100 88-91 1200 89-92 90-93 92-93 96-00 97-00 98 99-03	PANDA 750cc,1000cc UNO 1000cc LANCIA Fire 1000cc (170) Sporting (170AH) (178BX) Weekend (178DX) (178DX.G1A) (141A_) Fire S All-wheel Drive (141A_) (141A_) 4x4 (141A_) i.e. CAT (141A_) Trekking 4x4 (141A_) (141AA) (141A_) (141AM) CAT (169) (169) 4x4 Van (141_) Van (141_) i.e. (176) 55 (176) 60 (176) 75 (176) 85 16V (188) Natural Power Convertible (176C) 60 Convertible (176C) 85 16V Van (176L) (187) (187AXB,187AXB1A) (178_) (178E) (160) (160.AA) (146A/E) 45 (146A.ED) (146A/E) 45 i.e. (146A/E) 50 (146A/E) 50 i.e. (146A/E) 60	
GWFI-14A 0055184080 46423351 46531183 71713727	999 1108 1242	PALIO PANDA PUNTO UNO	(98.06-01.02) (86.01-04.07) (94.04-00.06) (84.04-95.10) 

FIAT

PART NO.	APPLICATION GUIDE		
----------	-------------------	--	--




GWFI-15A

7617168
7635148
7651586
7691046
7691047
7723345
7770038
7784979

1372	FIAT FIORINO Box(146Uno)70i.e.1.4		(94.05-01.05)
1581	FIAT FIORINO Box(146Uno)75i.e.1.6		(93.10-01.05)
1581	FIAT FIORINO Pick up(146) 1.6		(94.01-01.05)
1372	FIAT TEMPRA(159)1.4i.e.(159.AC,159.AX)		(92.03-96.08)
1581	FIAT TEMPRA(159)1.6i.e.(159.AE)		(90.06-92.07)
1581	FIAT TEMPRA(159)1.6i.e.(159.AS,159.AT)		(92.06-96.08)
1372	FIAT TIPO(160)1.4i.e.(160.AP,160.AD, 160.EA)		(89.05-95.04)
1581	FIAT TIPO(160)1.6(160.AE)		(88.01-91.10)
1595	FIAT TIPO(160)1.6i.e.		(88.02-91.05)
1581	FIAT TIPO(160)1.4i.e.(160.A1,160.EC, 160.EB)		(92.10-95.04)
1581	FIAT TIPO(160)1.6i.e.(160.AF)		(90.07-93.01)
1581	FIAT UNO(146A/E)1.6		(89.12-93.12)
1372	FIAT UNO(146A/E)70i.e.1.4		(89.09-93.12)
1372	INNOC ELBA(146)1.4i.e.(146EN,146EQ)		(94.09-96.12)
1581	LANC DEDRA (835) 1.6i.e.(835AN)I		(93.04-99.07)
1581	LANC DEDRA (835) 1.6i.e.(835EB)CATI		(94.07-99.07)



FORD

PART NO.	APPLICATION GUIDE		
GWF-01A 1126040 1233204 1518093 1487478 5005054 5020717 6041801 691F-8501AA 69IF8505BA 70IF8505AA 88EX8591AAC 88FX8591C1B 88FX8591C2B 88FX-8591CA A790X8591EBA A790X-8591ECA D0RY-8501A D1FZ-8501B DORY-8501A EPW730 ME88FX8591C2B	68-71 68-76 69-77 70-75 71-73 74-77 74-80 75-79 75-80 76-81 78-85	1100 1300 1600 900 950	(U.K.) CORTINA MK II ESCORT CAPRI (GERMANY) ESCORT I , II (USA) FORD PINTO,MERCURY CAPR 4cyl II (GECP) CAPRI III (GECP) I (AFH,ATH) ESCORT I (AFH,ATH) GT I Estate (ADH) II (ATH) II (ATH) RS II Estate II Estate (BADR) II Estate (CADR) (GBTK) TAUNUS 
GWF-02A 1126039 1206633 1518120 5005054 105E-8501A 1711733 5005004 5020716 88EX8591A1B 88EX8591A2B 88EX-8591AA A790X-8591BCA EPW181 ME88EX8591A2B	59-70 68-70 68-71 68-76	950 900 1600 1300 1100	(U.K.) ANGLIA 105E,123E,VAN ESCORT, VAN CORTINA MK I ,MK II CAPRI PREFECT 107E,CORSAIR (GERMANY) ESCORT I (AFH,ATH) ESCORT I (AFH,ATH) GT I Estate (ADH) 
GWF-03A 1126030 1126031 1233214 1518087 5004978 5010875 5010876 5010880 5011864 5013267 5014270 6135824 6158875 1484376 1528548 5004972,6052804 5005058 70HF-8501BA 70HM8505AA 70HM8505RO1 A790X8591EFA/DA A830X8591A1UB	70-80 71-74 72-75 73-77 74-77 75-77 75-80 77-82 77-85 77-86 78-87 82-87 85-92 91-94 95-00	1300 1500 1600 2000	(U.K.) ESCORT CAPRI 1600,CONSUL CORTINA MK III,GRANADA TRANSIT (ECJ) CAPRI II (GECP) III (GECP) (GGFL),Coupe (GGCL),Tumier (GGNL) CONSUL II (ATH) RS Rear Wheel Drive ESCORT II (ATH) RS (BATN) (GU) GRANADA (GGTL,GGFL) Estate (GNU) Estate (GGNL) 100 I P Box (T_) (TAS) TRANSIT Box (T_) (TAL,TAS,TGL,TWS) Box (V_) (WS) Box (V_) (VHL,VVS),(VVL) Box (V_) (VVS) Bus (E_) Bus (E_)(EBL,EBS,ECL,EDS,EDL,EGL,ESS,ESL,EUS) 

Continued





FORD

PART NO. APPLICATION GUIDE






<p>GWF-03A</p> <p>A830X8591A2UB A830X8591AUA A830X8591D1AB A830X8591D2AB A830X8591DAA D1FZ-8501A D3RY-8501A EPW63 EPW67 EPW7 EPW743 EPW746 ME840X8591A2UB</p> <p>(AW964)</p>	<p>67-74 1300 70-76 1600 71-74 1800 75-79 2000 76-79 77-82 77-86 79-82 82-86 85-86 85-89 85-92 86-92 87-93 89-23 91-94 94-00</p>	<p>Bus (E__) CNG Bus (E__) i (EBL,EDL,EGL,ESS,EUS) Bus (T__) (TBL,TES) Bus (T__) (TBS,TCL,TCS) CAT Bus (T__) (TBS,TCL,TCS,TEL,TES) Bus (V__) (VAS,VLS,VZS) Bus (V__) (VAS,VBLVIL,VLS,VUL,VZS) Bus (V__) (VAS,VIL,VLS,VUL,VZS) Flatbed/Chassis (T__) (TTE,TTL,TTS) Flatbed/Chassis (T__) (TUL) CAT Flatbed/Chassis (V__) (VCS,VDS) Flatbed/Chassis (V__) (VGL,VSL,VTL) Flatbed/Chassis (V__) (VGL,VSL,VTL,VCS,VDS) (GERMANY) CAPRI,CONSUL TAUNAS (GBFK),(GBTK) TAUNUS (GBTS,GBFS,CBTS) (GBTS,GBFS,CBTS) (CBTS) 80 Turnier (GBNS) 80 (GBS,GBNS) Coupe (GBCK),Turnier (GBNK) Coupe (GBCK) V6 Turnier (GBNS) 17M (31F),17M (32F) 17M Coupe (33F),17M Turnier (36F) 20M (41F,42F) 20M Turnier (46F),20M XL (51F,52F) 20M XL Coupe (53F) (USA) FORD PINTO,MERCURY BOBCAT,CAPRI (GBG,GB4) SIERRA (GBG,GB4) i (GBG,GB4) i CAT Estate (BNC) Estate (BNG) Estate (BNG) i Estate (BNG) i CAT Estate (BNG) 4x4 Hatchback (GBC) Hatchback (GBC) i Hatchback (GBC,GBG) Hatchback (GBC,GBG) i / i CAT</p>
<p>GWF-05A</p> <p>2930V990039 APW5000 APW5002 C9DZ8501A D0AZ8501A D0DZ8501A D1DZ8501A D2DZ8501A D5DZ8501A XY8501BRB</p>	<p>70-76 71-75 74-76</p>	<p>(AUSTRALIA) FAIRLANE ZD,ZF,ZG 6cyl FALCON XA,XB,XY 6cyl (250 C.I.D) CORTINA TC,TD 6cyl (200,250)</p>






FORD

PART NO.	APPLICATION GUIDE		
GWF-06A APW5000 XC8501CRB	76- 3300 4100	(AUSTRALIA) CORTINA TD,TE FAIRLANE ZH,ZJ FALCON XC,XD	<div style="border: 2px solid black; padding: 5px; display: inline-block;"> DISCONTINUED </div>
GWF-07A APW5003	63-77	FALCON(AUSTRALIA) XD w/Air conditioning	
GWF-08A 1446372 1446373 1501255 5007171 5004981 5005039 5005171 5005794 6007276 EPW932	65-70 66-72 69-74 71-78 72-74 72-75 72-76 73- 74-77 76-77 78-81	(U.K.) CAPRI GT, V4 CORSAIR V4 ZEPHYR , MKIV,ZODIAC V4, V6 MKIV,CONSUL V4 12/30 CWT TRANSIT 75 petrol A series TRUCK, 3000 diesel I (ECJ) CAPRI II (GECF) III (GECF) (GGFL),Coupe (GGCL) CONSUL Turnier (GGNL) Bus (72E,73E) FT 100 (72E2A) TRANSIT Box (72E,71E) FT 100 (72E2A) Flatbed/Chassis (74E) FT 100 (GERMANY) GRANADA (GGTL,GGFL),Estate (GGNL) GRANADA	
GWF-08AH 1446372 1446373 1501255 682F-8501AA/BA 722F-8501AA	65-70 66-72 69-74 72-74 73- 76-77	(U.K.) CAPRI GT V4 CORSAIR V4 ZEPHYR MKIV,ZODIAC V4, V6 MKIV,CONSUL V4 12/30 CWT TRANSIT 75 petrol A series TRUCK 3000 diesel (GERMANY) GRANADA	
GWF-09A 1511175 , 5004988 5020424 , 6031236 715F-8501AAD A790X8591ADA 88VX8591AA EPW32	71-78 77- 77-85 77-86	TRANSIT diesel Box (V__) D (VVS) TRANSIT Bus (72E,73E) D FT 100 (72E2X) Bus (V__) D (VAS,VBL,VIL,VZS) Flatbed/Chassis (V__) D (VGL,VSL,VTL,VCS,VDS)	

FORD


PART NO.		APPLICATION GUIDE		
GWF-10A 1126045 , 1213104 1518094 , 5024603 5005197 , 6039328 5010783 6050034 , 6050907 77BF8501AA/AB 77IF8505AA 90BX8591A1B 90BX8591AA A790-8591HFA A790X8591H2FA A790X8591HFA D8RZ-8501A , EPW985 ME790X8591H2FA	76-80	1000	FIESTA(GERMANY,USA)	
	76-83	1100	'81 Express (AVA)	ESCORT
	77-86	1300	'86 Express (AVF)	
	80-85	1600	III (GAA)	
	81-83	900	III Estate (AWA)	
	81-86		IV (GAF,AWF,ABFT)	
	83-89		IV Estate (AWF,AVF)	
	85-90		Box (FVD)	FIESTA
	86-90		Box (WFVT) (WFVT)	
			I (GFBT)	
			I (GFBT) (WFBT)	
			I (GFBT) XR2	
			II (FBD) (FBD)	
			II (AFF)	ORION
				
	GWF-11A D0AZ-8501C/E D1AZ-8501A D2SZ-8501A D6AZ-8501A	70-79		FORD,MERCURY
73-79			LINCOLN	8cyl (351M,400)
77-82			FORD TRUCK,	8cyl (351M,400)
				
				•Aluminum body
GWF-14A 1124359 1518116 1527289 , 5005194 5007749 , 5007852 5025831 6043065 , 6049790 92TX8591A2B 92TX8591AA A810X8591FA/HA EPW56 EPW58 EPW981 ME92TX8591A2B	70-	1800	GRANDA,CORTINA,TAUNUS	V6
	71-76	2000	CAPRI,CONSUL,SIERRA	
	72-75	2300		
	72-76	2600		
	72-77	2800		
	74-77		II (GECP)	CAPRI
	75-79		III (GECP)	
	77-81		III (GECP) Super	
	77-85		III (GECP) Super Injection	
	78-82		(GGFL),Coupe (GGCL),Turnier (GGNL)	CONSUL
	79-85		(GGTL,GGFL)	GRANADA
	81-87		(GU)	
	82-86		(GU) i	
			Coupe (GGCL)	
			Estate (GGNL)	
			Estate (GNU)	
		Estate (GNU) i		
		Estate (BNC),Hatchbak (GBC)	SIERRA	
		(GBTS,GBFS,CBTS)	TAUNUS	
		Coupe (GBCK) V6		
		Turnier (GBNS)		
				
GWF-15A D27Z-8501A D77Z-8501A 38115010	72-83	1800	COURIER PICK-UP	
		2000		
				
GWF-16A D4FZ-8501A D4ZE8505AB D8FZ-8501A	74-82	2300	COURIER,PINTO 2300	4cyl & 6cyl
			MERCURY Bobcat,Comet,Montego	
				

FORD





PART NO.	APPLICATION GUIDE		
<p>GWF-17A 5004998 , 5020425 6065714 791F8501AA 88AX8591AA A790X8591ARA EPW44 1126037 88AX8591A1B 88AX8591A2B</p>	<p>73- 74-80 75-80 78-85</p>	<p>1100 1300 1600</p>	<p>ESCORT II CORTINA MK IV</p> <p>III (GECP) CAPRI II (ATH) ESCORT II (ATH) RS II Estate</p> 
<p>GWF-18A 5004995/7 , 5006043/6 5009286/7 , 5010887 6065711/2 , 6135823 A790X8591ANA A820X8591BA A830X8591JA A790X8591ALA A790X8591DA A790X8591RLA A820X8591AA EPW41 EPW50 EPW68 EPW69 ME840X8591B2BB 1126032 1233215 1518088 5010877 5013268 5013274</p>	<p>77-82 77-85 77-86 78-87 79- 79-82 82-86 82-87 85-89 85-92 86-92 87 87-93 89-93 90-93 91-94 94-00 95-00</p>	<p>1300 1600 2000</p>	<p>TAUNUS,CORTINA,CAPRI GRANADA,TRANSIT</p> <p>III (GECP) CAPRI (GU),Estate (GNU) GRANADA (GBG,GB4) SIERRA (GBG,GB4) i Estate (BNC) Hatchbak (GBC) Hatchbak (GBC,GBG) Hatchbak (GBC,GBG) 16V Cosworth 4X4 Hatchbak (GBC,GBG) 16V Cosworth 4X4 CAT '80 Turnier (GBNS) TAUNUS '80 (GBS,GBNS) Box (E_) ,Box (E_) i (EAL,EAS) Box (T_) (TAS) Box (T_) (TAL,TAS,TGL,TWS) Box (V_) (WS) Box (V_) (VHL,VVS),(VVL) Box (V_) (VVS) Bus (E_) (EBL,EBS,EDS,EDL,EGL,ESS,ESL,EUS) Bus (E_) CNG Bus (T_) (TBL,TES) Bus (T_) (TBS,TCL,TCS) CAT Bus (T_) (TBS,TCL,TCS,TEL,TES) Bus (V_) (VAS,VLS,VZS) Bus (V_) (VAS,VBLVIL,VLS,VUL,VZS) Bus (V_) (VAS,VIL,VLS,VUL,VZS) Flatbed/Chassis (E_) (EME/L/S,ENE/L/S) Flatbed/Chassis (E_) (TTE,TTL,TTS) Flatbed/Chassis (E_) (TUL) CAT Flatbed/Chassis (E_) (VCS,VDS) Flatbed/Chassis (E_) (VGL,VSL,VTL,VCS,VDS) 100 I P 100 II</p> 
<p>GWF-21A E2DZ-8501A</p>	<p>82-85</p>	<p>3800</p>	<p>FORD LTD,MUSTANG T-BIRD F1(V6 (230) LINCOLN CONTINENTAL MERCURY MARQUIS,COUGAR/XR7</p> 

FORD





PART NO.	APPLICATION GUIDE			
GWF-22A D4BZ-8501A E3BZ-8501A E3TZ-8501A E4BZ-8501A E37E8505AA E6ZZ8501A E87EAA E87EAB	82 82-83 82-87	3800	LINCOLN CONTINENTAL, FORD TRUCK F100 FORD MERCURY	V6 (230) V6 (230) V6 (230) V6 (230)
GWF-23A C9TZ-8501A D0AZ-8501F D0OZ-8501B/C D0ZZ-8501A/B D6ZZ-8501B D0AZ8501B D0AZ8501C D0OZ8501F D5UZ8501A	69-87 70-82 77-80		FORD FORD TRUCK LINCOLN MERCURY	8cyl (255,302,351W) 8cyl (255,302,351W) 8cyl (302,351W) 8cyl (255,302,351W) •Aluminum body
GWF-24A D3RY-8501B D4ZZ-8501A D6ZZ-8501A D8ZZ-8501A D3RY8501C TF728505AA 73TF8505AA	73 74-79	2600 2800	FORD MUSTANG,PINTO MERCURY BOBCAT,CAPRI MERCURY CAPRI	V6 (171) V6 (159) •Aluminum body
GWF-29A C0DE-8587A C0DZ-8501A/B/C C6DZ-8501A/B/C/D D4DZ-8501A	60-75 75	2400 2800 3300	FORD BRONCO,FALCON MAVERICK, MUSTANG E100,P100 MERCURY COMET,MONTEGO FORD,MERCURY w/o Air con. FORD,MERCURY w/o Air con.	6cyl (144) (170) (200) •Aluminum body







FORD

PART NO.	APPLICATION GUIDE				
GWF-35A D2VY-8501A D4VY-8501A D5TZ-8501G D8TZ-8501B E4TZ-8501D/E	70-78 7000 73-85 7500	FORD TRUCK FORD, MERCURY	V8 V8	<div style="border: 2px solid black; padding: 5px; display: inline-block;">DISCONTINUED</div>	
GWF-36A* (E43Z-8501A E93Z-8501A W/HOUSING NO. Z93Z8501B)	84-85 2300	FORD TEMPO MERCURY TOPAZ	4cyl	(140) <div style="text-align: right; margin-top: 10px;">  </div>	
GWF-37A C5AZ-8501C/D/G/F/M C5AZ-8501N/R/S/U/V/W C8AZ-8501A/B D0AZ-8501A/D D2TZ-8501C , D4TZ-8501B D4TZ8501H	64-76 5400 5800 5900 6400 6700 7000	FORD, MERCURY FAMILY, TRUCK, INDUSTRIAL (Partial applications)	V8 V8 V8 V8 V8 V8	(330) (352) (360) (390) (410) (427,428,429) <div style="text-align: right; margin-top: 10px;">  </div>	
GWF-38A C9DZ-8501A D0DZ-8501A D1DZ-8501A D2DZ-8501A D5DZ-8501A APW5000 APW5002 D0AZ8501A 2930V990039	69-80 4100	FORD, MERCURY PASSENGER 6cyl *Partial applications	(250) <div style="text-align: right; margin-top: 10px;">  </div> <p style="text-align: right; margin-top: 10px;">•Aluminum body</p>		
GWF-40A 5008470 A810X-8591SA 5018852 EPW33 1126036 5018437 870X8591AA 870X8591A1B 870X8591A2B 6099125 6135823	80-85 1100 81- 1300 81-86 1600 85 1100 86-90 1300 80-85 1400 82-85 1600 83-85 83-86 83-87 84-85 84-89 85-90 89-93	ESCORT '81 Express (AVA) '86 Express (AVF) III (GAA) III (GAA) i (GAA) III (GAA) RS Turbo III (GAA) XR3i / RS i III Convertible (ALD) III Convertible (ALD) i III Estate (AWA) IV (GAF,AWF,ABFT) II (FBD) (FBD) II (FBD) II (FBD) XR2 (FBD) I (AFD) I (AFD) i (GBG,GB4) I , Hatchback(GBC,GBG) i SIERRA	CVH eng ESCORT ESCORT ESCORT FIESTA ORION	<div style="text-align: right; margin-top: 10px;">  </div>	






FORD

PART NO.	APPLICATION GUIDE						
GWF-41A C6AZ-8501A/B/C D2AZ-8501A D5TZ-8501A E3TZ-8501G	65-70	5000	FORD TRUCK 150-350 series	(300)			
	71-77		P350-500 series				
			FORD TRUCK	(240, 300)			
			MERCURY METEOR 240 eng V6	(240)	●Aluminum body		
GWF-42A C5AZ-8501E/H/L/T C5OZ-8501B/C/D/G C9AZ-8501A/B C9ZZ-8501A D3UZ-8501A C5OE8505B C5OZ8501E/F/H C6OE8505A/B C8AE8505J C8OE8505D	65-77	5000	FORD TRUCK,PASS	V8	(289, 302, 351)		
		5800	MERCURY				
GWF-44A E1AZ-8501A E1AE8505AA E6AZ8501B E6MY8501A	80-86	5000	FORD PASS.TAXI,POUCE	V8	<div style="border: 2px solid black; padding: 5px; text-align: center; width: fit-content; margin: auto;"> DISCONTINUED </div>		
		5800	MERCURY PASS.TAXI,POUCE	V8			
			LINCOLN				
GWF-47A 5004980 5007851 A790X8591NA A810X8591GA EPW19 EPW57 ME92TX8591B2B 1124360 1518117 5025832 92TX8591BA 92TX8591B2B 813X8591GA	72-75	2000	CORTINA MK IV	V6			
	72-76	2300	III (GECP)			CAPRI	
	77-85	2800	III (GECP) Super				
	78-82		III (GECP) Super Injection				
	79-81		Coupe (GGCL),Turnier (GGNL)			CONSUL	
	79-82		(GGTL,GGFL)			GRANADA	
	79-85		(GU),Estate (GNU)				
	81-87		(GU) I , Estate (GNU) i				
	82-86		Coupe (GGCL)				
	83-86		Estate (BNC),Hatchback (GBC)			SIERRA	
			Estate (BNC) i 4x4 / XR4i				
			Hatchback (GBC) i XR4i				
			Hatchback (GBC) XR4i				
			'80 Turnier (GBNS)			TAUNUS	
		'80 (GBS,GBNS)					
GWF-48A E6DZ-8501A F4DZ8501B RFAE8505AC2	86-87	3000	FORD TAURUS	V6			
			MERCURY SABLE				





FORD

PART NO.	APPLICATION GUIDE		
<p>GWF-49A</p> <p>5011846 A830X-8591CTA 85TF-8505AA EPW64 ME92TX8591D2B 1124362 1518106 5026076 92TX8591DA 92TX8591D2B</p>	<p>70-76 2000 71-76 2300 75-79 2800 79-82 82-86 83-86 85-86 87-88 96-98</p>		<p>FORD (GERMANY) SIERRA I (GAE,GGE) i / i 4x4 SCORPIO II Estate (GNR,GGR) i 16V Estate (BNC) SIERRA Estate (BNC) i 4x4 / XR4i Estate (BNC) 4x4 Hatchback (GBC) Hatchback (GBC) i XR 4x4 Hatchback (GBC) XR 4x4 Hatchback (GBC) XR4i Hatchback (GBC,GBG) i XR 4x4 (GBFK) V6 TAUNUS (GBTS,GBFS,CBTS),Turnier (GBNS) '80 Turnier (GBNS) '80 (GBS,GBNS) Coupe (GBCK) V6</p>  <p>•Aluminum body</p>
<p>GWF-50A</p> <p>E1FZ-8501B E3FZ-8501B E6FZ-8501A E7FZ-8501A EPW97 E3EE8505AA E6EE8505BA E7EE8505CA E8FZ8501A ME88YX8591A2B RFE8EE8505BA 1126042 1233206 1518089 5020121 815F8505AD 88YX8591AA 88YX8591A1B 88YX8591A2B</p>	<p>81-87 1600 87-88 1800 87-89 1900 87-93</p>		<p>FORD ESCORT,1 4cyl MERCURY LYNX LYNX,ESCORT 4cyl SIERRA (GBG,GB4) Estate (BNG) Hatchback (GBC,GBG)</p> <p><u>GWF-50A=(GWF-13A)</u></p> 
<p>GWF-51A *</p> <p>(E6DZ-8501B E9DZ-8501B W/HOUSING NO.)</p>	<p>86-87 2500</p>		<p>FORD TAURUS 4cyl MERCURY SABLE</p> 
<p>GWF-52A *</p> <p>(E43Z-8501B W/HOUSING NO.)</p> <p>8AG215010 8AG215100 8AG215100C</p>	<p>84-86 2000</p>		<p>FORD ESCORT,TEMPO 4cyl diesel MERCURY LYNX,TOPAZ</p> 

FORD





PART NO.	APPLICATION GUIDE		
GWF-53A E69Z-8501A E69E8505AAI F49Z8501A F49Z8501B RFE69E8505AAI	86-88	FORD AEROSTAR	6cyl (183) 
GWF-55A E7TZ-8501B E3TE8505DA E8TZ8501A E9PZ8501E E9TE8505BA E9TZ8501C F0TZ8501F F0TZ8501F	87	FORD TRUCK E-F 150/350 BRONCO	 <div style="border: 2px solid black; padding: 5px; text-align: center; width: fit-content; margin: 20px auto;">DISCONTINUED</div>
GWF-56A E6AZ-8501A E5ZE8505A E5ZE8505AA F0ZZ8501A F3ZZ8501B	86-93 5000	FORD MUSTANG, THUNDERBIF MERCURY CAPRI, COUGER	V8 (302) 
GWF-58A E6TZ-8501A E7RY8501A 86TF8505BD	86-92 2400 86-94 2900 87-94 88-93 89-94 91 91-94 93-94 94-98 95-98	FORD BRONCO II, RANGER I (GAE, GGE) i / Saloon (GGE) i I (GAE, GGE) i CAT I (GAE, GGE) i 24V / Saloon (GGE) i 24V I (GAE, GGE) i 4x4 I Estate (GGE) i I Estate (GGE) 24V I Estate (GGE) i 4x4 I Saloon (GGE) i 4x4 II (GFR, GGR) i / Estate (GNR, GGR) i II (GFR, GGR) i 24V / Estate (GNR, GGR) i 24V (GBG, GB4) 4x4 / i Estate (BNG) / 4x4 / i Hatchback (GBC, GBG) i / i XR 4x4 Bus (E_) i	(177) SCORPIO  SIERRA TRANSIT
GWF-59A APW5009	88-94 3900 4000	(AUSTRALIA) FALCON EA, EB, ED	<div style="border: 2px solid black; padding: 5px; text-align: center; width: fit-content; margin: 20px auto;">DISCONTINUED</div>
GWF-60A E8DZ-8501A E8DZ8501B RFE7DE8505 RFE8DE8505	88-93 3800	FORD JAURUS, MERCURY SABLE, LINCOLN CONTINENTAL	6cyl (230) 

FORD




PART NO.	APPLICATION GUIDE				
GWF-61A E6ZZ-8501A	83-89	2000	FORD MUSTANG, THUNDERBIF	4cyl (140)	
	88-89	2300	MERCURY COUGAR, MERKUR, XR4Ti		
GWF-63A E8SZ-8501A E9SZ-8501A E9SE8505CA F1SZ8501B RFE8SE8505 RFE9SE8505	88-	3800	FORD THUNDERBIRD, MERCURY COUGER	6cyl (230)	
GWF-64A E92Z-8501A F02Z8501A OFE1H15010G OK71015010 8AG215010A 8AH215010 8AK115010 FEMJ15100	88-	2200	FORD PROBE	4cyl	
GWF-65A 5013320 5020651 A840X8591BCA EPW70 ME88SX8591A2B 1053055 1126041 1233205 1518091 88SX8591AA 88SX8591A1A 88SX8591A1B 88SX8591A2B	86-	1600	(GERMANY) ESCORT III	CVH	
	83-86	1300	ESCORT VAN	CVH	
	83-89	1400	FIESTA	CVH	ESCORT
	84-89	1600	ORION	CVH	
	85-90		(U.K.)		
	86-89		ESCORT III 1400,1600(CVH)	CVH	
	86-90		ESCORT 1400,1600(CVH) VAN	CVH	
	87-90		FIESTA 1400,1600(CVH)	CVH	
	89-93		ORION 1400,1600(CVH)	CVH	
	89-95		'86 Express (AVF) i		
	90-92		'91 Express (AVF)		
	90-93		'95 Box (AVL)		
	90-94		IV (GAF,AWF,ABFT)		
	92-93		IV (GAF,AWF,ABFT) i/Turbo RS		
	92-94		IV (GAF,AWF,ABFT) XR3i		
	92-95		IV Convertible (ALF)		
	93-95		IV Convertible (ALF) i/XR3i		
	95-98		IV Estate (AWF,AVF)		
	95-99		IV Estate (AWF,AVF) i		
			V (GAL)/Convertible (ALL)/Estate (GAL,AVL)		
			VI (GAL)/Estate (GAL)		
			VI Convertible (ALL)		
			VI Convertible (ALL) i		
			VI Saloon (GAL)		
			VII (GAL,AAL,ABL)/Convertible (ALL)		
			VII Estate (GAL,ANL)/Saloon (GAL,AFL)		
			II (FBD) (FBD)		
			FIESTA		

Continued







FORD

PART NO.	APPLICATION GUIDE				
GWF-65A 5013320 5020651 A840X8591BCA EPW70 ME88SX8591A2B 1053055 1126041 1233205 1518091 88SX8591AA 88SX8591A1A 88SX8591A1B 88SX8591A2B	86- 83-86 83-89 84-89 85-90 86-89 86-90 87-90 89-93 89-95 90-92 90-93 90-94	1600 1300 1400 1600	II (FBD) XR2 (FBD) III (GFJ) III (GFJ) CAT III (GFJ) Turbo (FBJT) III (GFJ) XR2i I (AFD) i II (AFF) II (AFF) CAT II (AFF) i II (AFF) i CAT III (GAL) III (GAL) i III (GAL) i 16V	ORION	
GWF-66A E8BZ-8501A E8BZ-8501B E7GZ8501A E9BZ8501A E9BZ8501AA FZB78501A F4BZ8501A F4BZ8501B	87-	1300 1600	FESTIVA 1300 MERCURY Tracer 1600 (KOREA KIA) PRIDE		
GWF-67A E7TZ-8501A E9TZ-8501D F0TZ-8501E F3TZ8501A F3TZ8501B F3TZ8501C F3TZ8501D F5TE8505C5A F5TZ8501H2A	87-94	5000 5800	FORD TRUCK,BRONCO	V8 (302) V8 (351)	
GWF-69A F0CZ-8501A	91	1900	FORD Escort,MERCURY Tracer 4cyl		






FORD

PART NO.	APPLICATION GUIDE			
GWF-70A E8AZ-8501A F0AZ-8501A D9AE8505CE D9AZ8501A E0AE8505AA E0AZ8501A E7AE8505AA E9AE8505BA	88-91	5000	FORD MERCURY Passenger V8 (302) LINCOLN TOWN Car	
GWF-71A E9JY-8501B E9JY8501BA E9J485013 8AB815010	91-96	1800	FORD ESCORT, MERCURY TRACER, 4cyl (109) MERCURY CAPRI, 98(1.6L) 4cyl (98)	
GWF-72A F1CZ-8501A F4CZ8501A F5CZ8501A F6PE8505AA F6PZ8501AA	91-96	1900	FORD ESCORT MERCURY 4cyl (116) TRACER	
GWF-73A F3XY-8501B F3XZ8501BA 21010160 21010260	93-94	3000	MERCURY VILLAGER VAN	
GWF-75A F4AZ-8501A F1VY-8501A F1AE8505AD F4AZ8501AA F8AZ8501AA (AW4066)	91-96	4600	LINCOLN, MERCURY (281)	
GWF-76A F2UZ-8501A (AW4079)	92-93	49000	FORD TRUCK (300)	




FORD

PART NO.	APPLICATION GUIDE				
<p>GWF-77A F0TZ-8501D F0TZ8501G F5TZ8501C F7PZ8501AA F7TZ8501AB F7TZ8501AD 90TM8505AC 95TM8505AA</p> <p>(AW4060)</p>	90-96 93-98	4900 4000	AEROSTAR,BRONCO II ,EXPLORER,RANGER (U2) V6 All-wheel Drive	(300)	USA EXPLORER 
<p>GWF-78A* (EF8501KT W/PULLEY NO.)</p>	94-02	4000	FORD FALCON AUSTRALIA USE. EF	6cyl	
<p>GWF-78AP EF8501KT</p>	94-02	4000	FORD FALCON AUSTRALIA USE. EF	6cyl	
<p>GWF-79A F4DZ-8501A RFF4DE8505AB</p> <p>(AW4089)</p>	94-95 95 94	3.8L	FORD TAURUS,MERCURY SABLE FORD WINDSTAR LINCOLN CONTINENTAL	V6 V6 V6	(232) (232) (232) 
<p>GWF-80A F4SZ-8501A RFF4SE8505AB</p> <p>(AW4090)</p>	94-95	3800	FORD MUSTANG FORD THUNDERBIRD,MERCURY COUGAR w/o SUPERCHARGED	V6 V6	(232) (232) 
<p>GWF-81A F5TZ-8501A F6TZ-8501KA F6TZ-8501KB F3TZ-8501E F6TE8505LA (AW4099)</p>	93-96	4900	FORD E100/350 VAN F100/350 PICKUP	6cyl	(300) 

FORD




PART NO.	APPLICATION GUIDE			
<p>GWF-82A F5DZ-8501A F6DZ-8501FA F8DZ8501AA RFF58E8505AC XF1Z8501AA 1F1Z8501AA</p> <p>(AW4094)</p>	95 95-99 96-98	3000	FORD TAURUS Exc SHO V6 (183) FORD TAURUS, MERCURY SABL V6 (183) SOHC Eng FORD WINDSTAR V6 (183)	
<p>GWF-83A F3LY-8501A F3LY-8501B F6LZ-8501AA</p>	93-98 94-98 96-98	4600	FORD MUSTANG V8 (281) FORD THUNDERBIRD V8 (281) MERCURY COUGAR V8 (281) LINCOLN MARK V III V8 (281)	
<p>GWF-84A F57Z-8501A F87Z-8501BA ZZM3-15-010 F87Z8501BB RFF57E8505BH XL5Z8501CA</p> <p>(AW4093)</p>	95-98 95-97	2300 2500	FORD RANGER 4cyl (140) MAZDA B2300 PICK UP 4cyl (151)	<p><u>GWF-84A=(GWMZ-44A)</u></p> 
<p>GWF-85A F59Z-8501A ZZM7-15-010 F59Z-8501A F87Z8501DA XL5Z8501AA XL5Z8501AC</p> <p>(AW4095)</p>	95-98	3000	FORD AEROSTAR, RANGER V6 (183) MAZDA B3000 PICK UP V6	<p><u>GWF-85A=(GWMZ-45A)</u></p> 
<p>GWF-86A 5020121 EPW97 88YX8591AA</p>	83-85 86-91	1600 1800	FORD ESCORT FORD SIERRA	

FORD







PART NO.	APPLICATION GUIDE		
GWF-87A 5012773 5024545 EPW20 EPW38 A840X8591AA A840X8591ATA ME914F8591A2B 1233218 1518123 914FX8591AA 914FX8591A1B 914FX8591A2B	83-86 85 85-89 86-89 86-91 88-92 91-00 91-94 92-00 92-94 94-00 95-00 97-00 98-00 99-00	2500	FORD TRANSIT DIESEL Box (E_) DI (EAL,EAS) TRANSIT Box (E_) TD (EAL,EAS)/(EAL,EAS) Box (E_) TD (EAS,EAL)/(EAS,EAL) Box (E_) TD (EAS) Box (E_) TDI (EAL,EAS) Box (T_) D (TAL,TAS,TGL,TWS) Box (V_) D (VVL) Bus (E_) DI (EBL,ECL,EDS,EDL) Bus (E_) DI (EBL,EDL,EDS,EDL,ESS) Bus (E_) DI (EBL,EDS,ESL,ESS,EUS) Bus (E_) DI (EBS,EDS,EDL,ESS,EUS) Bus (E_) DI (EBS,EDS,EGL,ESS,EUS) Bus (E_) TD (EB,ED,ES,_) Bus (E_) TD (EBL,EDL,EDS,EGL,ESL,ESS,EUS) Bus (E_) TD (EBS,EBL,ECL,EDS,EDL,ESS,EUS) Bus (E_) TD (ECL,EDL,EDS,ESL,ESS,EUS) Bus (E_) TD (ECL,EDS,EDL,EGL,ESS,EUS) Bus (T_) D (TBS,TCL,TCS,TEL,TES) Bus (T_) D (TBS,TEL,TES) Bus (V_) D (VAS,VBL,VIL,VUL,VZS) Flatbed/Chassis (E_) DI (EME/L/S,ENE/L/S) Flatbed/Chassis (E_) DI (EML,ENE/L) Flatbed/Chassis (E_) DI (EML/S,ENL/S) Flatbed/Chassis (E_) TD (EME/L/S,ENE/L) Flatbed/Chassis (E_) TD (EME/L/S,ENE/L/S) Flatbed/Chassis (T_) D (TTL,TTS,TUL,TUS,TTE) CAT Flatbed/Chassis (T_) DI (TTE,TTL,TUS,TUL) Flatbed/Chassis (V_) D (VGL,VSL,VTL,VCS,VDS) TOURNEO DI TOURNEO TD 
GWF-88A 5020437 , 5025908 5026783 EPW71 , FWP1464 QCP2652 ME91BX8591C2B ME92BX8591C2B 1126048 1233209 1518095 88BX8591AA 92BX8591BA 92BX8591C1B 92BX8591C2B	83-89 85-90 86-90 88-90 89-91 89-95 90-91 90-92 90-93 90-94	1000 1100 1300	FORD ESCORT FIESTA ORION '91 Express (AVI) ESCORT '86 Express (AVF) IV (GAF,AWF,ABFT) IV (GAF,AWF,ABFT) (GAF) IV Estate (AWF,AVF) V (GAL) III (GFJ) FIESTA Box (FVD) II (AFF) ORION III (GAL) 
GWF-89A 5020242 , 5024297 EPW40 FWP1465 QCP2673 EPW82 1020988 1023645 1090432 1317913 88FX8591AA 88FX8591AB 88FX8591A1C 96FF8K500AE 96FX8591AA	88-90 89- 89-90 90- 90-92 90-94 91-96 92-95 93-95 95 95-96 95-99	1800	FORD ESCORT DIESEL FORD FIESTA DIESEL FORD ORION DIESEL '86 Express (AVF) D ESCORT '91 Express (AVL) D '92 Express (AVL) D '95 Box (AVL) D IV (GAF,AWF,ABFT) D/Estate (AWF,AVF) D V (GAL) D/Estate (GAL,AVL) D VI (GAL) D/ Estate (GAL) D VI Saloon (GAL) D VII (GAL,AAL,ABL) D VII Estate (GAL,ANL) D VII Saloon (GAL,AFL) D Box (F3L,F5L) D FIESTA 

Continued






FORD

PART NO.	APPLICATION GUIDE			
GWF-89A 1E015010 EPW82PA640	00 87-92 89-90 89-95 90-93 92-93 95-00 96 96-00 98	1800	Box (FVD) D (FVJ) Box (J5_,J3_) D Box (JV_) D Box (JV_) TD III (GFJ) D IV (JA_,JB_) D II (BAP) TD II Estate (BNP) TD II Saloon (BFP) TD II (AFF) D III (GAL) D III (GAL) TD 100 II TD	FIESTA MONDEO ORION P
GWF-90A F5RZ-8501B 68788045 EPW76 ME938M8591A1B 1007456 1566241 6783220 938M8501AJ 938M8591AA (AW4088)	93-96 94-96 95-97 96-00	1600 1800 2000	FORD CONTOUR 4cyl MERCURY MISTIQUE MONDEO ZH16 MONDEO ZH18 MONDEO ZH20 I (GBP) i 16V I (GBP) i 16V 4x4 I Estate (BNP) i 16V I Estate (BNP) i 16V 4x4 I Saloon (GBP) i 16V I Saloon (GBP) i 16V 4x4 II (BAP) i/Estate (BNP) i/Saloon (BFP) i	MONDEO 
GWF-91A F5RZ-8501A F63Z-8501AA XS2Z-8501BC AJY11501-0 AJ0315010B F53E8505AB F578501A XSZ8501BC XS2E8501BDBE XS2E8501CA XS2E8501EA XS2E8501EABE XS2Z8501CC XS2Z8501CD XS2Z8501CF XS2Z8501EA 1F1Z8501BA 7269023 (AW4091)	94-96 95-98 96-00	2450 2500	FORD CONTOUR V6 MERCURY MISTIQUE I (GBP) i 24V I Estate (BNP) i 24V/Saloon (GBP) i 24V II (BAP) 24V II Estate (BNP) 24V/Saloon (BFP) 24V	MONDEO 
GWF-92A F4ZZ-8501A F4ZZ-8501B (AW4087)	94-95	5000	MODEL V8 FORD MUSTANG	(302) 







FORD

PART NO.	APPLICATION GUIDE					
GWF-93A F1SZ-8501A F3PZ-8501A F1SE8505BC (AW4057)	91-93	5000	FORD THUNDERBIRD MERCURY COUGER FALCON (AUSTRALIA)	V8 V8 V8	(302) (302) (302)	
GWF-94A F6ZZ-8501A F6ZZ-8501BE F7ZZ-8501AA F8ZZ-8501AA RFF65E8505AD RFF75E8505BA (AW4103)	93-97 96-98 96-97	3800	Coupe FORD MUSTANG FORD THUNDERBIRD MERCURY COUGAR	USA THUNDERBIRD V6 V6 V6	(232*4) (232*4) (232*4)	
GWF-95A F6DZ-8501A F7DZ-8501A F5DE8505AE F5DZ8501CL (AW4098)	98- 96-97	3000	TAURUS SABLE	V6 V6 DOHC	(183) (183)	
GWF-96A F87Z-8501CA F67E8505BA (AW4101)	97-98 98- 99-	5000	EXPLORER MOUNTAINEER AUSTRALIA FALCON UTE AND VAN	V8 V8 V8	(302) (302) (302)	
GWF-97A F68Z-8501A XF2Z-8501AA RFF68E8505BC RFF78E8505BA 3F2Z8501BB 5F2Z8501BA 6U7Z8501A (AW4102)	95-98	3800	WINDSTAR	V6	(232)	
GWF-98A F65Z-8501BA F6TZ-8501JB XL3Z-8501AA (AW4100)	97 97-98 98	4600 5400	BRONCO F100/350 EXPEDITION LINCOLN NAVIGATOR	V8 V8 V8	(281) (281, 330) (330)	

FORD




PART NO.	APPLICATION GUIDE					
GWF-99A F7CZ-8501AB F7CE8505AA (AW4107)	97-99	2000	ESCORT ESCORT GT EXP ZX2	4cyl SOHC	(122P)	
GWF-100A F8RZ-8501EN F8RZ-8501NE F8RZ8501CF ME988X8591F1D ME9888591F1D P8RZ8501EN YF0915100 1058743 1094596 1138318 1227902 1317038 1517732 978M8A513CC 978M8501NH 988M8501TJ 988X591EA 988X8591EA 988X8591FC 988X8591F1D (AW4115)	00-02 02-04 95-98 96-00 98-98-00 98-01 98-04 99-00 99-04	1600 1800 2000	CONTOUR ESCORT ESCORT GT EXP ZX2 FOCUS (EC_) 16V CLASSIC (AAL,ABL) 16V CLASSIC Turnier (ANL) 16V VII (GAL,AAL,ABL) 16V (DAW,DBW) 16V (DAW,DBW) ST170 Estate (DNW) 16V,Saloon (DFW) 16V Estate (DNW) ST170 II (BAP) i II Estate (BNP) i/Saloon (BFP) i CONNECT 16V / Di CONNECT (P65_,P70_,P80_) 16V	4cyl(3) 4cyl(3) ZX2, DOHC 4cyl (3)(P) DOHC		
GWF-101A F85Z-8501AA F65Z8501AC RFF75E8505EA 3L3Z8501DB 6U7X8501B 6U7Z8501B (AW4105)	97-	4200	FORD TRUCK F100/350 PICK UP	V-6 256(2) V6	(256*2)	
GWF-102A F77Z-8501AD 6L2Z8501A 97JM8505A (AW4108)	97-	4000	FORD TRUCK EXPLORER	V6		
GWF-103A YF3-8501AB (AW4097)	95-00	4600	LINCOLN CONTINENTAL		(281)	

FORD








PART NO.	APPLICATION GUIDE					
GWF-104A E9TZ-8501B E3TZ8501D E4TZ8501C XU2Z8V501AARM XU2Z8501AARM XU2Z8501EA 446430C 446430C2 446430C4 (AW4018)	83-88 6900 89-94 7300	FORD TRUCK E100/350 VAN E SUPER DUTY- VAN F100/350 PICK UP	V8 	420(1) 446(M)(C)		
GWF105A* (902C-8501AA W/HOUSING NO.)	89-93	SAPPHIRE	Pipe less of GWF-08A			
GWF-105AH 902C-8501AA	89-93	SAPPHIRE	Pipe less of GWF-08AH			
GWF-106A BA8501KT	03- 4000	FALCON	6cyl (BA)	AUSTRALIA USE.		
GWF-106AP BA8501KT	03- 4000	FALCON	6cyl (BA)	AUSTRALIA USE.		
GWF-107A* (1308453 W/HOUSING NO.) 1096556 1131809 1146965 1385827 1455679 2U1Q-8K500-DB 4436393 1136393	00-06 2400 01-06 03- 04-06 06	TRANSIT DIESEL Box (FA_) DI (FAA_,FAB_,FAC_,FAD_) Box (FA_) DI [RWD] (FAA_,FAB_,FAC_,FAD_) Box (FA_) TDCi Box (FA_) TDE Box TDCi / All-wheel Drive Bus (FD_,FB_,FS_,FZ_,FC_) DI (F_B_,F_C_,F_A_) Bus (FD_,FB_,FS_,FZ_,FC_) DI [RWD] (F_B_,F_C_) Bus (FD_,FB_,FS_,FZ_,FC_) DI [RWD] (F_B_,F_C_,F_A_) Bus (FD_,FB_,FS_,FZ_,FC_) TDCi Bus (FD_,FB_,FS_,FZ_,FC_) TDE Bus (FD_,FB_,FS_,FZ_,FC_) TDE (F_C_,F_B_,F_A_) Bus TDCi / All-wheel Drive Flatbed/Chassis (FM_,FN_) DI (F_A_,F_B_,F_C_,F_D_) Flatbed/Chassis (FM_,FN_) TDCi	TRANSIT			

Continued

FORD

PART NO.			APPLICATION GUIDE	
GWF-107A*	01-06 06	2400	Flatbed/Chassis (FM__,FN__) TDE Flatbed/Chassis TDCi / All-wheel Drive	TRANSIT 
GWF-107AH 1308453 1096556 1131809 1146965 1385827 1455679 2U1Q-8K500-DB 4436393 1136393	00-06 01-06 03- 04-06 06	2400	TRANSIT DIESEL Box (FA__) DI (FAA_,FAB_,FAC_,FAD_) Box (FA__) DI [RWD] (FAA_,FAB_,FAC_,FAD_) Box (FA__) TDCi Box (FA__) TDE Box TDCi / All-wheel Drive Bus (FD__,FB__,FS__,FZ__,FC__) DI (F_B_,F_C_,F_A_) Bus (FD__,FB__,FS__,FZ__,FC__) DI [RWD] (F_B_,F_C_) Bus (FD__,FB__,FS__,FZ__,FC__) DI [RWD] (F_B_,F_C_,F_A_) Bus (FD__,FB__,FS__,FZ__,FC__) TDCi Bus (FD__,FB__,FS__,FZ__,FC__) TDE Bus (FD__,FB__,FS__,FZ__,FC__) TDE (F_C_,F_B_,F_A_) Bus TDCi / All-wheel Drive Flatbed/Chassis (FM__,FN__) DI (F_A_,F_B_,F_C_,F_D_) Flatbed/Chassis (FM__,FN__) TDCi Flatbed/Chassis (FM__,FN__) TDE Flatbed/Chassis TDCi / All-wheel Drive	TRANSIT 
GWF-108A 1317021 EPW55 ME928X8591A1B 1517728 5025607 928X8591 928X8591AA 928X8591A1B	90-92 92 92-00 92-93 92-95 93-95 94-95 95 95-00 95-98 95-99 98-00 99-00	1600 1800	ESCORT 90(LJF/LUJ/LUK) CLASSIC (AAL,ABL) 16V CLASSIC Turnier (ANL) 16V V (GAL) 16V XR3i V Convertible (ALL) 16V XR3i V Estate (GAL,AVL) 16V VI (GAL) i 16V VI (GAL) 16V XR3i VI (GAL) XR3i 16V 4x4 VI Convertible (ALL) 16V XR3i VI Convertible (ALL) i 16V VI Estate (GAL) i 16V VI Saloon (GAL) i 16V VII (GAL,AAL,ABL) 16V VII (GAL,AAL,ABL) 16V 4x4 VII (GAL,AAL,ABL) i 16V VII Convertible (ALL) 16V XR3i VII Estate (GAL,ANL) 16V VII Estate (GAL,ANL) i 16V VII Saloon (GAL,AFL) 16V VII Saloon (GAL,AFL) i 16V III (GFJ) i 16V III (GFJ) 16V / XR2i 16V III (GAL) 16V III (GAL) i 16V	ESCORT 

FORD






PART NO.	APPLICATION GUIDE			
GWF-109A 1318354 EPW79 5028472 93FX8591AA 93FX8591A1B	93-00 1800 93-96 96-00	MONDEO I / II (RFM/RFN) I (GBP) TD I Estate (BNP) TD/Saloon (GBP) TD II (BAP) TD II Estate (BNP) TD/Saloon (BFP) TD	MONDEO	
GWF-110A F2TZ 8501A	92-94 7500	E-350 ECONOLINE V8 F SUPER DUTY) F-250 (480G) F-350 (480G) F53) (480G)		
GWF-111A F4TZ 8501B	93- 7500 95-96 7300 95-97 96-	E SUPER DUTY V8 (460G) E-350 ECONOLINE V8 (460G) F SUPER DUTY V8 (460G) F SUPER DUTY V8 DIESEL (445C) F-250 (460,G) V8 (460G) F-350 (460,G) V8 (460G) F53 (460,G) V8 (460G)		
GWF-112A F4TZ 8507A F6TZ 8501AA F7TZ 8501CRM F81Z 8501ARM F81Z 8501CRM	00-03 7300 03- 96-02 96-97 98-03 99-03	E SUPER DUTY V8 (445,F) E,F-350 ECONOLINE (445,F) E,F-350 ECONOLINE (445,F) E-350 ECONOLINE (445,F) E-450 ECONOLINE (445,F) E-550 SUPER DUTY (445,F) EXCURSION (445,F) F SUPER DUTY (445,F) F-250 (445,F) F-250,350 SUPER DUTY (445,F) F-450,550 SUPER DUTY (445,F)		
GWF-113A YR3Z 8501AB	05-06 4600 08- 99-01 99-02	CROWN VICTORIA V8 (281G,W) F-150 (281W) MUSTANG (281V,X) MUSTANG (281H)		
GWF-114A YW7Z 8501BB	01-04 4600 01-10 03-04 06-10 07-09	CROWN VICTORIA V8 (281V,W,9) MUSTANG (281R,X,Y) MUSTANG (281H) LINCOLN TOWN CAR (281V,W) MERCURY GRAND MARQUIS (281V,W) MERCURY MARAUDER (281V)		
GWF-115A YS4Z 8507AA	00-04 2000	FOCUS L4 (120P)		

FORD







PART NO.	APPLICATION GUIDE		
GWF-116A 3L3Z8501CA 7L3Z8501A F1VY8507A XC2Z8501BA	03-04 03-05 03-09 03-10 04 04-05 06 06-10 08-10 98-06 98-09 98-10	4600 5400	EXPEDITION V8 (281,W) LINCOLN AVIATOR V8 (281,H) E-150, E-250 ECONOLINE V8 (281,W) F-150 HERITAGE V8 (281,W) E-150, E-250 (Exc 09) V8 (281,W) F-150 (Exc 07, 08, 09) V8 (281,W,6,8) E-150, E-250 ECONOLINE V8 (330,L) EXCURSION V8 (330,L) E-350 ECONOLINE V8 (330,L,M) EXPEDITION (Exc 07, 08) V8 (330,L,5) F-250, F-350 SUPER DUTY V8 (330,L,5) F-150 HERITAGE V8 (330,M,Z) E-450 ECONOLINE V8 (330,L,M) LINCOLN MARK LT V8 (330,5) E-150, E-250 V8 (330,L) E-350, E-450 SUPER DUTY V8 (330,L) F-150 V8 (330,L,M,Z,5) LINCOLN NAVIGATOR (Exc 07, 08) V8 (330,A,L,R,5)
GWF-117A 4C3Z 8501-ABRM 4C3Z 8501-AC 4C3Z 8507-AA	V8 V8 V8 V8 V8 V8 V8 V8	6.0 6.0 6.0 6.0 6.0 6.0 6.0 6.0	E-350 ECONOLINE (04-05) E-350 SUPER DUTY (06-10) E-450 ECONOLINE (04-05) E-450 SUPER DUTY (06-07) F-250 SUPER DUTY (04-07) F-350 SUPER DUTY (04-07) F-450 SUPER DUTY (04-07) F-550 SUPER DUTY (04-07)
GWF-118A 3C3Z 8501-ABRM 3C3Z 8507-AA 4C3Z 8507-AA	V8 V8 V8 V8 V8	6.0 6.0 6.0 6.0 6.0	EXCURSION (04) F-250 SUPER DUTY (04) F-350 SUPER DUTY (04) F-450 SUPER DUTY (04) F-550 SUPER DUTY (04)
GWF-119A 7S7G-8591-A2A 1472867 1406479 YS6G8591B2D	JH JD	1242 1388 1596	FIESTA (03-) FOCUS (03-) FUSION (04-04) MONDEO (07-11)



GENERAL MOTORS

PART NO.			APPLICATION GUIDE
GWG-01A 3429981 357261 3815726 3871521 3876168 3876170 3927798 3929219 3947042 6258446 6258394 657261	62-78		CHEVELLE, VAUXHALL, CRESTA C10, C14, C15, C20, C30, P10, P13, C60, C80 (SOUTH AFRICA) BUICK, CHEV, OLDS, PONTIAC CHECKER, TRUCK *Partial applications 4cyl 153 eng 6cyl 194, 230, 250 eng
			<u>GWG-01A=(GWG-02A)</u>  •Aluminum body
GWG-03A 14029998 14071866 369175 10077051 14079351 10077051 1402999	76-79 76-85	1400 1600	CHEVROLET, CHEVETTE, PONTIAC T1000 4cyl 98 CHEVROLET, CHEVETTE 4cyl 85
			
GWG-04A 14024302 14029860 14033483 14101304 476509 10054510 10120945 1005451	80-85	2800	BUICK, SKYLARK, CENTURY CHEVROLET CELEBRITY, CITATION OLDSMOBILE CUTLASS CIERA, OMEGA PONTIAC PHOENIX, 6000 V6 173
			
GWG-05A* <div style="border: 1px solid black; border-radius: 15px; padding: 5px; display: inline-block;"> 10004073 10042929 12507232 1000407 W/PULLEY NO. </div>	80-85 84-85	2500	BUICK SKYLARK CHEVROLET CELEBRITY, CITATION OLDSMOBILE OMEGA PONTIAC PHOENIX, 6000 PONTIAC FIERO 4cyl 151
			
GWG-05AP 10004073 10042929 12507232 1015952 10159526	80-85 84-85	2500	BUICK SKYLARK CHEVROLET CELEBRITY, CITATION OLDSMOBILE OMEGA PONTIAC PHOENIX, 6000 PONTIAC FIERO 4cyl 151
			

GENERAL MOTORS

PART NO.			APPLICATION GUIDE	
GWG-06A 14018745 14089018 10065240 1006524	82-85	1800 2000	BUICK SKYLARK CADILLAC CIMARRON CHEVROLET CAVALIER OLDSMOBILE FIRENZA PONTIAC J2000 4cyl *112,*121, *Partial applications	
GWG-07A 1242913 1247079 1257703 1260709 1277703 25527536	73-85	3200 3800 4100 5700	BUICK,CHEVROLET,OLDSMOBILE,PONTIAC V6 *252,196, 231 BUICK,OLDSMOBILE,PONTIAC V8 *350 *Partial applications	
GWG-08A 3286641	58-		ACADIAN	
GWG-09A 3427007	69-74	3800 4100	CONSTANTIA,KOMMANDO 230",250" (w/air conditioner only)	
GWG-10A 2650866	72-75		CHEVROLET 3800,4100 (w/viscous coupling)	
GWG-11A 1334084 90106656 94636985 90284802 1334012 1334013 90284802 52250937 90273924 93221331 93231147	81-84 81-86 81-87 81-88 82-85 82-86 82-87 83-84 83-86 83-88 84-86 84-91 84-92 85-86 85-88	1600 1800 2000	(USA) BUICK SKYLARK, OLDS FIRENZA,PONTIAC J2000 4cyl *112 *Partial applications (AUSTRALIA) HOLDEN CAMIRA (W.GERMANY) OPEL ASCONA B-C 1.6-1.8 RECORD 1.8,NOL-SUPER KADETT D 1.6,CAVALIER 1600, 1800(Front wheel drive) ESPERO (KLEJ) ASCONA C (81_,86_,87_,88_) C (81_,86_,87_,88_) S C (81_,86_,87_,88_) E C (81_,86_,87_,88_) i	

Continued

GENERAL MOTORS








PART NO. APPLICATION GUIDE

GWG-11A








85-91		C Hatchback (84_,89_)
86-91		C Hatchback (84_,89_) S
87-90		C Hatchback (84_,89_) E
87-93		C Hatchback (84_,89_) i
89-91	KADETT	D (31_,34_,41_,44_) S
90-91		D (31_,34_,41_,44_) GT/E
91-99		D Estate (35_,36_,45_,46_) S
		E (39_,49_) i CAT
		E (39_,49_)
		E (39_,49_) i
		E (39_,49_) S
		E Box (37_,47_) i
		E Convertible (43B_) i CAT
		E Estate (35_,36_,45_,46_) i CAT
		E Estate (35_,36_,45_,46_) S
		E Estate (35_,36_,45_,46_) E
		E Estate (35_,36_,45_,46_) i
		E Hatchback (33_,34_,43_,44_) i CAT
		E Hatchback (33_,34_,43_,44_) S
		E Hatchback (33_,34_,43_,44_) E
		E Hatchback (33_,34_,43_,44_) GSI
		E Hatchback (33_,34_,43_,44_) i
	MANTA	B (58_,59_) S
		B CC (53_,55_) S
	REKORD	E (17_,19_,11_,14_,16_)
		E (17_,19_,11_,14_,16_) E
		E (17_,19_,11_,14_,16_) S
		E Estate (61_,66_,67_)
		E Estate (61_,66_,67_) E
		E Estate (61_,66_,67_) S
	ASTRA	Hatchback S
		Hatchback GTE
		Mk II Belmont
		Mk II Belmont S
		Mk II Belmont i
		Mk II Estate S
		Mk II Estate
		Mk II Estate i
		Mk II Hatchback S
		Mk II Hatchback
		Mk II Hatchback GTE
	CARLTON	Mk II S
		Mk II Estate S
	CAVALIER	Mk II S
		Mk II
		Mk II N
		Mk II i
		Mk II i CAT
		Mk II Convertible i
		Mk II Estate
		Mk II Estate i
		Mk II Hatchback S
		Mk II Hatchback i



GENERAL MOTORS

PART NO.	APPLICATION GUIDE			
<p>GWG-12A</p> <p>(361054 10120938 J8132274)</p>	75-85	2500	CHEVROLET,OLDS,PONT.(AMC) 4cyl *151 *Partial applications BUICK,CHEV.,OLDS,GMC TRUCK 6cyl 250 *Partial applications AMERICAN MOTORS 4cyl 151	 <p>●Aluminum body</p>
<p>GWG-13A</p> <p>94240378</p>	82-83	1800	CHEVROLET CHEVETTE PONTIAC T1000 4cyl *112 diesel *Partial applications	
<p>GWG-14A</p> <p>94202477 94224894</p>	76-82	1600	BUICK Opel CHEV.Luv Pick-up Series 5,6,8,9,10,11,12(exc diesel) 4cyl <p><u>GWG-14A=(GWIS-01A)</u></p>	
<p>GWG-15A</p> <p>94022627 94232082</p>	84-88	1600	CHEVROLET Luv 1-4 4cyl VAUXH MIDI	1800 
<p>GWG-16A</p> <p>359036 361055</p>	75-77	4100	CHEVROLET BLAZER CHEV.GMC TRUCK 6cyl 250	 <p>●Aluminum body</p>
<p>GWG-17A</p> <p>14033195 14054539 14105921 83500807</p>	82-85	2800	CHEV,CAMARO,S10 BLAZER,PICKUP GMC S15 JIMMY,PICKUP PONTIAC FIREBIRD V6 173	
<p>GWG-19A</p> <p>94239153</p>	82-85	1900	CHEV S-10 BLAZER,PICKUP GMC S-15 JIMMY,PICKUP 4cyl 119	








GENERAL MOTORS

PART NO.	APPLICATION GUIDE		
GWG-21A 14063641	83-85	2000	CHEV.S-10 BLAZER,PICKUP GMC S-15 JIMMY,PICKUP 4cyl 121 
GWG-22A 10048919 14069586 14094538 12522035 14047008	84-85	5700	CHEVROLET CORVETTE V8 *350 *Partial applications 
GWG-23A 474055,465802 10046305 10112692 12523505 88412818 93412618	78-85	4800	CHEVROLET BLAZER GMC TRUCK 6cyl 292  <p style="text-align: right;">•Aluminum body</p>
GWG-25A 10048917 461996 474029 88926277 14085847	77-85 78-81	3300 3800 4400 5000 5700 6500	BUICK,CHEV.,OLDS.,PONTIAC V8 305,267, 350,400 *Partial applications CHEV.FAMILY V6 200,229 
GWG-26A 231073 231462 231887 556283 12337519	76-85	4300 5000 5700 6600	BUICK,CADILLAC,CHEVROLET, CHEV. & GMC TRUCK,OLDS,PONTIAC V8 350,307, 260,403 Gas and/or diesel *Partial applications  <p style="text-align: right;">•Aluminum body</p>
GWG-27A 372334 3957932 474028 6272157	69-76 72-76	4300 5000 5400 5700 6600	CHECKER,CHEV.FAMILY V8 262,305, 307,327, 350,400 72-76 CHEV. & GMC TRUCK V8 *Partial applications 
GWG-28A 10008553 12309445 478126 488152 488377 500513 9790522 12300305	69-81 70-74	4300 4900 5700 6600 7500	BUICK,OLDSMOBILE,PONTIAC V8 265,301, 350,400, 455 *Partial applications GMH HT,HG,HQ 8cyl 350 (AUSTRALIA)  <p style="text-align: right;">•Aluminum body</p>

GENERAL MOTORS

PART NO.	APPLICATION GUIDE		
GWG-29A 3633853 3634514 12609978	73-78 6000 79-85 7000 8200	CADILLAC V8 368,425, 500 CADILLAC V8 425,427, 500 *Partial applications	DISCONTINUED
GWG-31A 3998205 6258551	71-82 5600 73-85	CHEV.CORVETTE CHEV.TRUCK,GMC TRUCK 40,50,60,65 series V8 350	DISCONTINUED
GWG-32A 3953620 3990991 6272159 12484890 3977607	69-76 6500 71-76 6600 73-85 7000 7400	CHEV.BLAZER,TRUCK,GMC TRUCK, JIMMY V8 454 CHEV.FAMILY V8 396,400, 4 BBL.,402, 427,454 GMC SPRINT V8 400,454	
GWG-33A 14050546 23500133 5740079	82-85 6200	CHEV.BLAZER,TRUCK GMC JIMMY, TRUCK V8 379 diesel	 •Aluminum body
GWG-34A 474056	74-78 4800 81-85	CHEV.BLAZER,TRUCK,GMC TRUCK 6cyl 292 Partial applications CHEV.TRUCK HD 50,60 series 6cyl 292	DISCONTINUED
GWG-35A 3957981 3998206/7 1564459 1565487	64-68 4600 64-72 5000 68-71 5400 5700	CHECKER,MASSEY FERGUSON/HARRIS V8 283,307,327 CHEV.BLAZER,TRUCK,PASS, CAMARO,CORVETTE GMC TRUCK V8 283,307, 327,350 *Partial applications GMH HK,HT 8cyl 302,327 (AUSTRALIA)	<u>GWG-35A=(GWG-30A)</u> 

GENERAL MOTORS

PART NO.	APPLICATION GUIDE			
GWG-36A 231461 231886	71-85	4300 5000 5700 6600 7500	BUICK,CHEVROLET,OLDSMOBILE, PONTIAC V8 260,307, 350,403,455 w/o A/Con. *Partial applications	 ●Aluminum body
GWG-37A 3634552 3634580 3634838	82-85	4100	CADILLAC V8 *252 *Partial applications	
GWG-38A 94120768 9411850 94332922 94376837 94415090	81-85 81-88 84-91	2000 2200	CHEV.LUV diesel GMH RODEO(KBD SERIES) 4cyl (DIESEL) C190/223 (AUSTRALIA) ISUZU BIGHORN Opun Off-Road Vehicle (UBS) TD (UBS52)	
GWG-40A 1242914 1247080 12321622 1245288 1394877	71-76		BUICK All with air cond. V8 455 eng	
GWG-42A 1396876, 1396317 1396346, 1396715 J0948681, J0994149 1380400	64-74 65-69		BUICK CADILLAC,OLDS 6,V6,V8 250,300,340,350 eng *Partial applications JEEP V6 225 V8 350 eng	
GWG-44A 12326453 25524291 25525690 25527537 12336298 12338842 12536422 12537417 1257495	85-90 88-91 89-97 92-96	3800	BUICK SOMERSET REGAL OLDS CALAIS(FWD) GMH COMMODORE VN,VP V6 (AUSTRALIA) V6 181,204,231 eng CHEVR LUMINA APV PONTI TRANSPORT '89	
GWG-45A 25513134 25516944 25525147 12334884	82-85	3000 3800	BUICK CENTURY,ELECTRA OLDS CUTLASS CIERA REGENCY(FWD) V6 181, 231	GWG-45A=(GWG-18A) 

GENERAL MOTORS

PART NO. APPLICATION GUIDE

GWG-46A

12395558
12397649
90234200
90325661

84-86	1400	(KOREA DAEWOO)
84-91	1600	LEMAN.
86-88		RACER
86-91		ASCONA C (81_,86_,87_,88_)
86-93		C (81_,86_,87_,88_) i
87-88		C (81_,86_,87_,88_) i CAT
87-91		C Hatchback (84_,89_)
87-93		C Hatchback (84_,89_) i
88-90		C Hatchback (84_,89_) i CAT
88-92		ASTRA F (56_,57_)
88-93		F Estate (51_,52_)
88-95		F Hatchback (53_,54_,58_,59_)
89-91		CORSA A Hatchback (93_,94_,98_,99_) i
89-93		A Hatchback (93_,94_,98_,99_) S
90-91		A Hatchback (93_,94_,98_,99_) GSI
90-93		A Hatchback (93_,94_,98_,99_)
91-93		GSI CAT
91-94		A TR (91_,92_,96_,97_) i
91-98		A TR (91_,92_,96_,97_) S
92-93		KADETT E (39_,49_) i
92-98		E (39_,49_) S
93-95		E Box (37_,47_) i
94-97		E Combo (38_,48_)
		E Combo (38_,48_) S
		E Combo (38_,48_) i
		E Convertible (43B_) S
		E Convertible (43B_) i
		E Convertible (43B_) i CAT
		E Estate (35_,36_,45_,46_)
		E Estate (35_,36_,45_,46_) i
		E Estate (35_,36_,45_,46_) i CAT
		E Hatchback (33_,34_,43_,44_) S
		E Hatchback (33_,34_,43_,44_) i
		E Hatchback (33_,34_,43_,44_) i CAT
		VECTRA A (86_,87_) S
		A (86_,87_)
		A (86_,87_) i
		A (86_,87_) i CAT
		A Hatchback (88_,89_) S
		A Hatchback (88_,89_) i
		A Hatchback (88_,89_) i CAT
		ASTRA Mk II Belmont i
		Mk II Belmont
		Mk II Belmont S
		Mk II Convertible i
		Mk II Convertible i CAT
		Mk II Estate
		Mk II Hatchback
		Mk II Hatchback i
		Mk II Hatchback S
		Mk III(F) Estate i
		Mk III(F) Hatchback i
		CAVALIER Mk II i
		Mk II i CAT
		Mk III(87) S
		Mk III(87)
		Mk III(87) i
		Mk III Hatchback S
		Mk III Hatchback
		Mk III Hatchback i









Continued

GENERAL MOTORS

PART NO.			APPLICATION GUIDE	
GWG-46A			NOVA S Hatchback i Hatchback S Hatchback GSI CORSA GLS Flatbed/Chassis GLS	
GWG-47A 10048968 10089654 12518443	87-96 2000 93-96 2200 94-96 2300		4cyl BUICK,CHEVROLET,OLDSMOBILE, PONTIAC,122 (1),134 4cyl CHEVROLET S10,134 CHEVR LUMINA APV	
GWG-48A 10048949 10174858 12518295 12371989	87 2800 87-96 3100 89-96 3400 89-97		V-6 BUICK,CADILLAC,CHEVROLET, OLDS.,PONT., 173(W),189, 207 CORSICA (1_69) LUMINA APV BERETTA Coupe (1_37) V6 PONTIAC TRANS SPORT '89	
GWG-49A* (10039415 10039422 10181369 W/HOUSING)	87-92 2500		4cyl BUICK,CHEVROLET, OLDSMOBILE,PONTIAC,155(R)	
GWG-50A 94840082 94840612 94847609	85-88 1600		CHEVROLET NOVA 4cyl	
GWG-51A 14089011	85-86 2800		CADILLAC CIMARRON CHEV.CADET.CAVALIER OLDS FIRENZA 6cyl	
GWG-52A 10032022 12507784	85-86 2500		CHEV.CAMARO,ASTRO S-10 BRAZER PICKUP GMC S-15 GIMMY PICKUP,SAFARI PONTIAC FIREBIRD 4cyl	

●Aluminum body

GENERAL MOTORS

PART NO.			APPLICATION GUIDE	
GWG-53A 94118501 8941185010 8941185011 94118353 97010201	84-88 86- 88-96 91-96	1800 2000 2200	CHEVETTE PONTIAC T-1000 4cyl diesel CAMPO (TF_) D (TFR52) (TF_) D 4x4 (TFS52) BRAVA Pickup D (TFR52) Pickup D 4x4 (TFS52) MIDI TD II TD	
GWG-54A 10049043, 10181327 10181235, 12458920 12458921, 12491038	87-93	2500	CHEV.ASTRO S10 GMC SUF ARI S15 4cyl 151(e)	 •Aluminum body
GWG-55A 10077059 12522031 5743939	87	4300	CHEV./GMC TRUCK C,K10,20 SERIES CHEV.ASTRO,GMC SAFARI 6cyl 262(Z)	
GWG-56A	68-74 98-00		CHEV. 307, V8, HK, HT CHEV. 327, V8, HK CHEV. 350, V8, HT, HG, HQ, SUBURBAN 283, 305, 307, 327, 350, 400 PERFORMANCE, V8 (ALMINUM BODY)	
GWG-57A (96051819 96054298 96060136)	85-88 89-		CHEV.Sprin 1000 GEO Metro 3cyl.1000	
GWG-58A 94844775 1611019035	88-		CHEV.Nova Nummi 4cyl 1600	


GENERAL MOTORS

PART NO.			APPLICATION GUIDE
GWG-59A 12338842 12326453 12336298 12536422 12537417 25524291 25525690 25527537	89-97	3300	BUICK Regal V6 231 Electra,de Sabre,Riviera Reatta V6 Century V6 OLDS Calais V6 Delta 88,Royale 98 Tornado V6 PONTIAC Bonneville V6 GMH COMMODORE VP,VR V6 (AUSTRALIA) LUMINA APV TRANSAM SPORT '89 PARKAVENUE
	90-91	3800	
	91-		
	91-95		
	91-96		
	92-96		
GWG-60A 10048951 10120944 10132880	87-92	2800	CHEVROLET Camaro PONTIAC Firebird 173(S) eng 6cyl 189
		3100	
GWG-61A 12508606 90220568 R1160018 90272361 1334008	81-86	1600	BUICK Skylark OLDS Firenza PONTIAC Grand Am,Sunbird 122(K,M) eng 4cyl ESPERO (KLEJ) ASCONA C (81_,86_,87_,88_) C (81_,86_,87_,88_) i CAT C (81_,86_,87_,88_) S C (81_,86_,87_,88_) i C Hatchback (84_,89_) C Hatchback (84_,89_) S C Hatchback (84_,89_) i C Hatchback (84_,89_) i CAT C Hatchback (84_,89_) i GT ASTRA F (56_,57_) i F Convertible (53_B) i F Estate (51_,52_) i F Hatchback (53_,54_,58_,59_) i CALIBRA A (85_) i A (85_) i 4x4 FRONTERA A Sport (5_SUD2) i (52SUD2,55SUD2) KADETT E (39_,49_) S E (39_,49_) E (39_,49_) i E (39_,49_) i CAT E Convertible (43B_) i E Convertible (43B_) i CAT E Estate (35_,36_,45_,46_) S E Estate (35_,36_,45_,46_) i E Estate (35_,36_,45_,46_) i CAT E Hatchback (33_,34_,43_,44_) i E Hatchback (33_,34_,43_,44_) S E Hatchback (33_,34_,43_,44_) GSI E Hatchback (33_,34_,43_,44_) OMEGA A (16_,17_,19_) A (16_,17_,19_) N A (16_,17_,19_) S A (16_,17_,19_) i
	81-88	1800	
	82-88	2000	
	83-88		
	84-86		
	84-91		
	85-86		
	85-88		
	85-91		
	86-87		
	86-88		
	86-91		
	86-93		
	86-94		
	87-88		
	87-90		
	87-91		
	88-89		
	88-90		
	88-92		
	88-95		
	89		
	89-91		
	89-92		
	89-95		
	90-91		
	90-95		
	90-97		
	91-93		
	91-98		
	92-98		
	93-94		
	95-96		
	95-99		










Continued







GENERAL MOTORS

PART NO.	APPLICATION GUIDE	
GWG-61A		<p>OMEGA A Estate (66_,67_) A Estate (66_,67_) N A Estate (66_,67_) S A Estate (66_,67_) i</p> <p>VECTRA A (86_,87_) i CAT A (86_,87_) S A (86_,87_) S 4x4 A (86_,87_) A (86_,87_) i A (86_,87_) i 4x4 A (86_,87_) i 4x4 CAT A (86_,87_) i CAT A Hatchback (88_,89_) i CAT A Hatchback (88_,89_) S A Hatchback (88_,89_) i</p> <p>ASTRA Mk II Belmont S Mk II Convertible i Mk II Convertible i CAT Mk II Estate S Mk II Estate i Mk II Hatchback S Mk II Hatchback GTE Mk III(F) i Mk III(F) Convertible i Mk III(F) Estate i Mk III(F) Hatchback i</p> <p>CALIBRA i i 4x4</p> <p>CARLTON Mk III Mk III N Mk III S Mk III i Mk III Estate Mk III Estate N Mk III Estate S Mk III Estate i</p> <p>CAVALIER Mk II N Mk II S Mk II Mk II i CAT Mk II i Mk II SRi 130 Mk II Convertible 1800i Mk II Estate Mk II Hatchback S Mk II Hatchback i CAT Mk II Hatchback SRi 130 Mk II Hatchback 2000i Mk III (87) Mk III (87) i CAT Mk III (87) i Mk III (87) i 4x4 Mk III (87) SRi Mk III Hatchback Mk III Hatchback i CAT Mk III Hatchback i Mk III Hatchback i 16V Mk III Hatchback i 4X4 Mk III Hatchback SRi</p> <p>FRONTERA Mk I (A) Sport i</p> <p>OMEGA (B)</p>
		






GENERAL MOTORS

PART NO.	APPLICATION GUIDE		
GWG-62A 10048948 10148030 12522031 12522032 10077059	87-95 4300 88-92 5000 90-93 5700 91-93	8cyl CADILLAC,305,350 V-6,8 CHEVROLET,262,305,350 V-6,8 CHEVROLET & G.M.C.TRUCK, 262,305,350 V-6 OLDSMOBILE GRANADA,262 8cyl PONTIAC FIREBIRD,305 , 350	
GWG-63A 96064376 96064464 96067153	1000	GEO 61 3cyl	
GWG-64A 96059659 96062832 90373189 91172178 91173496	1600	GEO TRECKER 98 W/5 THREADED GEO TRECKER 98 W/4 THREADED	
GWG-65A 94109591	1500	GEO SPECTROM 92 4cyl	
GWG-66A 22537768 24570464 24571389	87-95 2200 88-95 2300 90-94 91-96	4cyl BUICK SKYLARK,SOMERSET,138 4cyl CHEVROLET BERETTA. CORSICA,138 4cyl OLDSMOBILE ACHIEVA, CALAIS,138 4cyl PONTIAC GRAND AM,GRAND PRIX, SUNFIRE,138 CORSICA (1_69)	
GWG-67A 9306722 94623690		CHEVETTE W/O THERMOSTAT	
GWG-68A 94854791 94856254	93-94 1600	GEO PRIZM	

GENERAL MOTORS

PART NO.			APPLICATION GUIDE
GWG-69A 12522034 10174846 (AW5051)	91-93	5700 5900	BUICK,CHEVROLET,OLDSMOBILE 305, 350 <div style="border: 2px solid black; padding: 5px; display: inline-block; font-weight: bold;">DISCONTINUED</div>
GWG-70A 10048755 , 12521037 12525123 , 12517940 10106474 , 12527717 10126714 , 12527759 (AW5038)	88-96	7400	CHEVROLET,GMC TRUCK 454 
GWG-71A 94854103 94858708		1800	GEO PRIZM 110 
GWG-72A 10048950 10120943 12482690 14092941 (AW5035)	87-94	2000	CHEVROLET S10,GMC S15 17S 
GWG-73A (UB146)			CHEVETTE WITH THERMOSTAT 
GWG-74A (AW5067)	85-91	2500	BUICK,OLDSMOBILE,PONTIAC 4cyl (151) U-Eng <div style="border: 2px solid black; padding: 5px; display: inline-block; font-weight: bold;">DISCONTINUED</div>
GWG-75A 12520914 (AW5070)	93-95	3400	CHEVROLET CAMARO,PONTIAC FIREBIRD V-6 (207) 
GWG-76A 12537495			COMMODORE  (WITH WASHERS)





GENERAL MOTORS

PART NO.			APPLICATION GUIDE
GWG-77A 12326453 ,12537417 12336298 ,12537495 12338842 ,25525690 12536421 ,25527537 12536422 ,12326453 12336298 ,12338842 12536421 ,12536422 12537417 ,12573495 25524291 ,25525690 25527537 (AW5050N)	85-95 3000 89-97 3300 92-96 3800	BUICK,CHEVROLET,PONTIAC V-6 (181),(204),(231) LUMINA APV PONTIAC TRANSAM SPORT '89 (WITHOUT WASHERS)	
GWG-78A 12537829 ,12482903 124829 ,12537829 12500305 (AW5075)	95-98 3800 96-98 98	BUICK,CHEVROLET,PONTIAC V-6 (231) CHEVROLET CAMARO,PONTIAC FIREBIRD V-6 (231) CAMARO '98 V6 '98 Convertible V6 (WITHOUT WASHERS)	
GWG-79A 12522036 (AW5073)	92 5700	CHEVROLET TRUCK,GMC TRUCK V-8 (350) K-Eng w/5.8" HUB HEIGHT	DISCONTINUED
GWG-80A 21000535 , 21006933 21007155 , 21007288 21006276 , 21006932 21007453 , 21007225 21007453 , 21007655 21015340 , 21015341 (AW5054)	91-94 1900 95-97	SATURN 4cyl (116) DOHC Eng SATURN 4cyl (116)	
GWG-81A 21006276 21006932 21007453 21007655 (AW5055)	91-94 1900	SATURN 4cyl (116) SOHC Eng	
GWG-82A 12528917 , 12532528 8-12532-528-0 12532526 , 12561392 88896225 , 89017748 89060527 (AW5077)	96-97 4300 96-98 5000 97 5700	CHEVROLET TRUCK,GMC TRUCK V-6 (262),V-8 (305),(305) OLDSMOBILE BRAVADA V-6 (262) ISUZU HOMBRE V-6 (262)	

GENERAL MOTORS






PART NO.			APPLICATION GUIDE	
GWG-83A 12514574 , 12534417 15633466 , 23500138 5743241 , 12529211 88894044 (AW5062)	92-96	6200 6500	CHEVROLET TRUCK,GMC TRUCK V-8 (379),(395) DIESEL Eng	
GWG-84A 12365639 , 12529993 12553337 , 12553337 7490007 , 12487361 88894344 , 8894344 (AW5072)	95-98	4000 4600	CADILLAC V-8 (281) OLDSMOBILE AURORA V-8 (244)	
GWG-85A 12365640 12554338 7490004 88894340 (AW5064)	93-94	4600	CADILLAC V-8 (281)	
GWG-86A 24577255 24573636 24575951 2457687	95-	2400	BUICK 146(T) CHEVROLET OLDSMOBILE PONTIAC	
GWG-87A 96352649 , 96351284 96351971 , 94013802 96872700 , 96990997 94013802 , 96351284 96351971 , 96872700 96990997 , 12395558 12397649 , 5094013802 90234200 , 90325661 90392900 , 96352649 90351284	93-99 95-97 97 00	1500 1600	CHEVROLET ESPERO (KLEJ) 16V LANOS (KLAT) 16V Saloon 16V NEXIA (KLETN) 16V Saloon (KLETN) 16V NUBIRA Saloon (KLAJ) 16V Wagon (KLAJ) 16V	
GWG-88A 50940-13802 9032-5660A	97-02	1600	DAEWOO(LANOS) DOHC16V EFI	
GWG-89A 90325661B 90234200 1334011 1334042 90234200 90325661		1400 1600	DAEWOO VAUXHALL OPEL	

GENERAL MOTORS






PART NO.	APPLICATION GUIDE		
GWG-90A 96352648 96350799 96872704 96350799 96872704	97 1400 02 1500 05 1600	AVEO Saloon (T200,T250) KALOS KALOS Saloon REZZO REZZO KALOS (KLAS) Saloon (KLAS) (KLAT) LANOS Saloon (KLAT)	
GWG-91A 96230587	97- 1800 00	TACUMA REZZO (KLAU)	
GWG-92A 96352650 96182871 96872702 96930074	97 1400 97- 1600 03 04 05 06	DAEWOO 616L 1.6i 16V NUBIRA AVEO Saloon (T200,T250) KALOS 16V Saloon Saloon 16V LACETTI 16V LACETTI NUBIRA Estate Saloon REZZO REZZO KALOS (KLAS) 16V LACETTI Hatchback (KLAN) NUBIRA (KLAJ) 16V Saloon (KLAJ) 16V Saloon (KLAN) Wagon (KLAJ) 16V	
GWG-93A 12566029 71741078 71747983 92149009 93149009 12618472 12566029	02-08 2800 04- 3200 04-08 3600 05 05-08 06 07 08 09	BUICK LACROSSE CXS CADILLAC RENDEZVOUS CXL/ULTRA CTS , SRX , STS (V6 3.6L) (217cid GAS FI N ENGINE) 159 JTS 159 JTS Q4 159 Sportwagon JTS 159 Sportwagon JTS Q4 BRERA JTS JTS Q4 SPIDER (939) JTS (939) JTS Q4 BLS T CTS CTS AWD	

Continued


GENERAL MOTORS

PART NO.	APPLICATION GUIDE			
GWG-93A 96440224 4817953 4805174 25183429			SPIDER SRX STS CAPTIVA (C100,C140) 4WD ANTARA V6 INSIGNIA V6 Turbo 4x4 V6 Turbo OPC 4x4 Saloon V6 Turbo 4x4 Saloon V6 Turbo OPC 4x4 Sports Tourer V6 Turbo 4x4 Sports Tourer V6 Turbo OPC 4x4 SIGNUM V6 Turbo VECTRA C V6 Turbo C Estate V6 Turbo C GTS V6 Turbo SIGNUM V6 Turbo ANTARA V6 VECTRA Mk II (C) V6 Turbo Mk II (C) Estate V6 Turbo Mk II (C) GTS V6 Turbo	
GWG-94A 96440224 4817953 4805174 25183429	04 1800 05 2000 06 3000 07 09	DAEWOO LACETTI Hatchback (KLAN) CHEVROLET NUBIRA Saloon D CAPTIVA (C100,C140) D 4WD VAUXHALL ANTARA CDTI CHEVROLET CAPTIVA (C100,C140) D EPICA (KL1_) D LACETTI D NUBIRA Estate D CRUZE (J300) CDI		
GWG-95A 12369537 12456112 12458934 12604747 8901745	98- 5700 97-04	CAMARO CORVETTE CORVETTE Convertible		
GWG-96A 90322506 90466343	98-00 2000 98-03 2200 99-02 01-03 04-08 05-08	AMIGO FORENZA LEGANZA,NUBIRA RENO RODEO RODEO SPORT		
GWG-97A 94011694 94013304 97188663 97216136	2500 3500	SIERRA HD,SILVERADO HD		








GENERAL MOTORS

PART NO.	APPLICATION GUIDE			
GWG-98A 12518277 12527741	93-94 93-95 96-97	CAMARO FIREBIRD		
GWG-99A 12512742 12523502 12527740	55-56 94-96 95-97	BEL AIR CAPRICE, FLEETWOOD, IMPALA, ROADMASTER ONE-FIFTY SERIES, TRUCK, TWO-TEN SERIES		
GWG-100A 12456113 12458935 12559271	99-06 1500 01-03 2500 01-06 3400 02-06 3500 04-06 05-06	AVALANCHE, ESCALADE, SIERRA DENALI ENVOY, EXPRESS, H2, SAVANA, SSR TRAILBLAZER, RAINIER SIERRA, SILVERADO SUBURBAN, TAHOE, YUKON, YUKON XL YUKON DENALI/DENALI XL SIERRA 1500HD, SILVERADO 1500HD, 2500HD, SILVERADO 2500HD, C3		
GWG-101A 12620226 24576952 24576956	02-04 2800 02-09 3000 04-07 3500 04-10 3700 06- 07-08 07-10 09-10	BRAVADA CANYON, COLORADO ENVOY, TRAILBLAZER H3, I-280, I-350 H3T H4 I-290, I-370 RAINIER		
GWG-102A 12369484 3634653 3634789 3636801	V8 4.9 V8 4.1 V8 4.5 V8 4.9 V8 4.1 V8 4.5 V8 4.1 V8 4.5 V8 4.9 V8 4.1 V8 4.5 V8 4.9 V8 4.1 V8 4.5 V8 4.9	CADILLAC 60 SPECIAL CADILLAC ALLANTE CADILLAC ALLANTE CADILLAC DEVILLE CADILLAC DEVILLE CADILLAC DEVILLE CADILLAC ELDORADO CADILLAC ELDORADO CADILLAC ELDORADO CADILLAC FLEETWOOD CADILLAC FLEETWOOD CADILLAC FLEETWOOD CADILLAC SEVILLE CADILLAC SEVILLE CADILLAC SEVILLE	(93) (87-88) (89-92) (91-95) (85-87) (88-90) (86-87) (88-90) (91-93) (85-87) (88-90) (91-92) (86-87) (88-90) (91-93)	



HINO

PART NO.	APPLICATION GUIDE				
GWH-01A 16100-3462/3 16100-3464/6 16100-E0221 16100-E0222 S1610-03642 S1610-E0221	J07C 6600 J08C 8000		RANGER FC3J/1J/2J GD1J,GK1J GX1J FD1J/2J,FT1J FE1J,FF1J,FG1J FX1J	(95.01-) (94.09-) (94.09-) (94.09-) (94.09-) (94.09-)	<div style="text-align: center;">   </div>
GWH-02A 16100-3950 16100-E0270 16100-E0271	S05C 4600 S05D 4900 J05C 5300		DUTRO XZU347 XZU306/411 XZU420	(00.11-) (00.11-) (00.11-)	<div style="text-align: center;">   </div>
GWH-03A S1610-03971 16100-3970/1 16100-E0281/2	J07E 6400 J07C 6600 J08E 7700 J08C 8000		RANGER FT8J FC3J/1J GC7J/5J/1J GD7J/8J/1J,GK1J GX7J/1J FD7J/8J/1J FG8J/1J,FE1J FX7J/1J	(04.04-) (01.11-) (01.11-) (01.11-) (01.12-) (01.11-) (01.11-) (01.12-)	<div style="text-align: center;">   </div>
GWH-04AMH 16100-E0050 16100-2971 16100-2972 16100-2973 16100-2980	H06C(TI) 6500 H07C(T) 6700 H07D 7400		RANGER FD1H FG1H,GK1H,FG1W FC170/171/172/174/176 GD2H U-FC3H,U-GD3H U-FF3H,FX3H	(89-94) (89-95) (84-90) (89-95) (89-95) (89-95)	<div style="text-align: center;">   </div>








HOLDEN

PART NO.	APPLICATION GUIDE	
GWHD-01A 9943171	74-79 77- 78- 80-	COMMODORE 4cyl. TORANA SUNBIRD UC 4cyl. HJ,HX,HZ 173 202 ENG 6cyl. COMMODORE VB,VC 2.85,3.3 litre 6cyl. TORANA LX LATE,UC 2.85,3.3 litre 6cyl. STARFIRE XT 130/1 
GWHD-02A 92008364	63-69	EH,HD 149,179 ENG 6cyl. HR,HK 161,186 ENG 6cyl. 
GWHD-03A 2808367 92008365	69-81	HG,HT 161,186 ENG 6cyl. HQ,HJ,HX 202 ENG 6cyl. TORANA LC,LJ,LH,LX early 2250,2.6,2.85 3.3 litre 6cyl. COMMODORE VB,VC 173 
GWHD-04/05A M38239 2824553 92009639	69-85	ALL 253 & 308 V8 eng <u>With a plug</u> 
GWHD-06A 92014082	77-86 1900	COMMODORE 4 & 6cyl. (1X) 173,202 VC,STARFIRE 
GWHD-07A 92014563	81- 4200 5000	HD type COMMODORE VK/L/N/P/R 253,308 
GWHD-08A 2101042L00/01 2101058S00 21010-42L25/26 21010-70T00/25 21010-79L00/25 21010-70TY5	86-88 3000	COMMODORE VL (RB30E) <u>GWHD-08A=(GWN-32A)</u> 

HOLDEN

PART NO.	APPLICATION GUIDE	
<p>GWHD-09A 90106599</p> <p>(M40196 W/SHIELD)</p>	82-	<p>ASTRA CAMIRA 16LF LD,N13 18LE/F</p> 
<p>GWHD-10A 1334135 90543935</p>	<p>00 1800</p> <p>00-05</p> <p>00-06</p> <p>01</p> <p>01-05</p> <p>02</p> <p>02-06</p> <p>02-08</p> <p>03</p> <p>03-05</p> <p>03-06</p> <p>03-10</p> <p>04</p> <p>04-06</p> <p>04-09</p> <p>05</p> <p>95-02</p> <p>95-03</p> <p>96-03</p> <p>98-</p> <p>98-00</p> <p>98-04</p> <p>98-05</p> <p>99-05</p>	<p>VAUXHALL/OPEL ,16V</p> <p>ASTRA X18XE1 1.8 DOHC 16V</p> <p>ZAFIRA</p> <p>ASTRA F CLASSIC Hatchback I G Convertible 16V G Coupe (F07_) 16V G Estate (F35_) 16V G Hatchback (F48_,F08_) 16V G Salon (F69_) 16V</p> <p>H</p> <p>H Estate</p> <p>H GTC</p> <p>H TwinTop</p> <p>CORSA C (F08_,F68)</p> <p>MERIVA MERIVA</p> <p>SIGNUM SIGNUM</p> <p>TIGRA TwinTop</p> <p>VECTRA B (36_) i 16V B Estate (31_) i 16V B Hatchback i 16V</p> <p>C</p> <p>C 16V</p> <p>C Estate</p> <p>C GTS</p> <p>ZAFIRA (F75_) 16V 9-3 (YS3F) i 9-3 Estate i</p> <p>ASTRA Mk IV (G) 16V Mk IV (G) 16V Dualfuel Mk IV (G) Convertible 16v Mk IV (G) Coupe 16V Mk IV (G) Coupe 16V Dualfuel Mk IV (G) Estate 16V Mk IV (G) Estate 16V Dualfuel Mk IV (G) Hatchback 16V Mk IV (G) Hatchback 16V Dualfuel Mk V (H) Estate Mk V (H) Hatchback Mk V (H) Sport Hatch</p> <p>CORSA Mk III (C) 16V</p> <p>MERIVA Mk I (A) i 16V</p> <p>TIGRA TwinTop</p> <p>VECTRA (B) i 16V (B) Estate i 16V (B) Hatchback i 16V</p> <p>Mk II (C)</p> <p>Mk II (C) 16V</p> <p>Mk II (C) 16V Dualfuel</p> <p>Mk II (C) Estate 16V</p> <p>Mk II (C) GTS 16V</p> <p>Mk II (C) GTS 16V Dualfuel</p> <p>ZAFIRA Mk I (A) 16V</p> 







HONDA

PART NO.	APPLICATION GUIDE			
GWHO-01AP 19110-634-305/15 19110-634-325/35 19110-634-365/75 19110-634-405	EB	1200	CIVIC SB1 (72.01-75.12)	 (CAN BE REPLACED BY GWHO-13AP)
GWHO-02A 19200-673-000/010 19200-673-336	EE	1200	CIVIC SC,SF (75.01-78.12)	 (CAN BE REPLACED BY GWHO-14AP)
GWHO-03A 19200-634-000 19200-634-335 19200-634-670/1 8-97061-280-0	EB	1200	CIVIC SB1 (72.09-79.12) PASSPORT	 (CAN BE REPLACED BY GWHO-13AP)
GWHO-04A 19200-657-000/010/020 19200-657-030	ED	1500	CIVIC SG,SH etc(2000001-) (76.01-80.12) ACCORD	 (CAN BE REPLACED BY GWHO-15AP)
GWHO-05A 19200-671-010/020 19200-671-335	EF EG EL	1600 1600 1600	ACCORD SJ (76.01-83.01) PRELUDE	 (CAN BE REPLACED BY GWHO-12AP)
GWHO-06A				<div style="border: 2px solid black; padding: 5px; display: inline-block;">DISCONTINUED</div>
GWHO-07A 19200-PA0-000/010 19200-PA0-700 19200-PA5-000/010 19200-PA5-700 19200-PC0-000/010/405 19200-PE8-305/405/600	ER EJ	1200 1300	CITY AA (81.11-87.10) CIVIC FA (84.08-86.10) CR-X VF (81.11-87.10) BALLAD SL,SS,VE (79.06-83.09) JAZZ <u>GWHO-07A=(GWHO-20A)</u>	
GWHO-08A 19200-PA6-000/010 19200-PA6-020/030 19200-PC1-000/010 19200-PC1-030/080 19200-PC1-405	EM EP EK	1500 1600 1800	CIVIC SZ (81.09-84.05) BALLAD ST (79.06-83.09) ACCORD SR,WD (79.01-85.12) ASCOT SU(1100001-),SY,SN INSPIRE VIGOR CR-X <u>GWHO-08A=(GWHO-19A)</u>	






HONDA

PART NO.	APPLICATION GUIDE			
GWHO-10A 19200-689-003/010/020 19200-689-030/040 19200-689-325/335 19200-PB2-000/010 19200-PB2-405	EF 1600 EP 1600 EK 1800		ACCORD SV,SY (80.02-83.06) ASCOT SM (79.07-82.10) INSPIRE SN (78.09-82.10) PRELUDE SU (80.02-85.01) QUINT INTERGRA GWHO-10A=(GWHO-17A)	
GWHO-11A 19200-PA1-000/010 19200-PA1-020/030 19200-PA1-405	EN 1300		CIVIC VC (79.09-91.10)	
GWHO-12AP 19110-671-325 19110-671-335 19110-657-325 19110-673-335 19110-671-010/20 19110-671-355/405	EF 1600		ACCORD SJ (76.04-78.09) ASCOT INSPIRE (REPLACES GWHO-05A)	
GWHO-13AP 19110-634-325 19110-634-305/315 19110-634-365/335 19110-634-375/405 19110-671-335	EB1 1200 EC 1500 ED 1500		CIVIC SB1 (72.07-76.05) SE,VB (74.09-78.09) SG (74.04-75.08) (REPLACES GWHO-01AP)	
GWHO-14AP				<div style="border: 2px solid black; padding: 5px; text-align: center;">DISCONTINUED</div>
GWHO-15AP 19110-657-325 19110-657-335 19110-657-375 19110-657-000/10/20/30 19110-657-332/405	EC 1500 ED 1500		CIVIC VB (78.10-79.09) SG,SH (75.08-79.07) (REPLACES GWHO-04A)	
GWHO-16AP 19110-689-325 19110-689-335 19110-689-405	EK 1800		ACCORD SM (78.09-79.07) ASCOT SN (78.09-82.10) INSPIRE PRELUDE	
GWHO-18A				<div style="border: 2px solid black; padding: 5px; text-align: center;">DISCONTINUED</div>







HONDA

PART NO.	APPLICATION GUIDE			
GWHO-21A 19200-PC6-000/010 19200-PD2-000/405 19200-PD2-660/415 19200-PD6-000/405 19200-PD6-415/660 19210-PD6-305/505	EY 1600 ES 1800		ACCORD AC (83.06-86.04) ASCOT AD (82.11-86.04) INSPIRE AB (82.11-94.12) VIGOR PRELUDE	
GWHO-22A 19200-PE0-010/020 19200-PE0-405/415 19200-PE0-660/661 19200-PE0-505/515	EV 1300 EW 1500		CIVIC AG (83.09-85.09) CR-X VJ (83.10-84.08) BALLAD AH (83.09-87.09) QUINT AK,AJ (83.10-87.09) INTEGRA AR,SG,SH (84.11-87.09) AF (83.07-87.09) AE,DA2	
GWHO-23A 19200-PH1-000/020 19210-PH1-515	A18A 1800 A20A 2000 A20A3		ACCORD CA1 (85.06-89.10) ASCOT CA5 (87.05-89.10) INSPIRE CA6 (88.04-90.04) VIGOR (92.04-94.12)	
GWHO-24A 19200-PG6-000 19210-PG6-305 19200-PG8-000 19200-PG6-405/600	ZC 1600		ACURA AT,AS (84.10-87.09) CIVIC AU (85.03-87.09) CR-X AV (85.02-89.05) QUINT DA1 (85.11-89.05) INTEGRA BALLAD	
GWHO-25A 19200-PH7-003 19200-P0G-A01	C20A 2000 C25A 2500 C27A 2700		LEGEND KA1 (85.11-88.10) ACCORD KA2 (85.11-87.09) PRELUDE KA3 (87.02-90.12) CIVIC KA4 (87.09-88.10) KA5/6 (88.10-90.10)	
GWHO-26A 19200-PM3-003/4 19200-P01-003/4 19200-PM6-004 19200-PM3-000/013/014 19220-PO1-004/3 19200-P1J-E02 19200-P10-A02	D13B 1300 D15B 1500 ZC 1600 B16A		CIVIC DA5 (91.10-93.05) CONCERTO DA7 (89.04-93.07) CR-X DB6/9 (93.07-95.09) BALLAD DC1 (93.05-95.09) DOMANI EF1/3 (87.09-92.10) QUINT EF2 (87.09-97.02) INTEGRA EF4 (87.09-89.09) PRELUDE EF5 (89.08-97.02) EF6/7/8/9 (87.09-92.02) EG3/4 (91.08-95.09) EG5 (92.05-95.09) EG7/8,EH1 (91.08-95.08) EY2 (87.10-97.02) EY4/5 (92.10-97.02) MA1/2 (88.06-92.09) MA3 (88.07-92.09) MA4/6 (92.10-95.09) DA6/8	 <p><u>GWHO-26A=(GWIS-39A)</u></p>






HONDA

PART NO.	APPLICATION GUIDE					
GWHO-27A 19200-PR4-003/013	B18AI	1800	DOMANI	MA5	(92.10-95.09)	
	B18B	1800	QUINT	DB1	(91.10-93.07)	
			INTEGRA	DB7	(93.07-95.09)	
			CIVIC			
GWHO-28A 19200-PT0-003/004 19200-PT0-013 19200-P0A-003/032 19200-PDA-A01 5-86007-713 19200-PDA-E01 19200-POA-003 19200-POB-A01 19200-P0B-A01	F18A	1800	ACCORD	BB5	(96.10-00.08)	
	F18B	1800	ASCOT	CB1	(89.09-93.10)	
	F20A	2000	INSPIRE	CB2	(89.09-91.07)	
	F20B	2000	AVANCIER	CB3/4/6	(89.09-97.02)	
	F22B	2200	ODYSSEY	CB7	(92.01-94.02)	
	F23A	2300	PRELUDE	CB9	(91.04-94.02)	
	F22A		TORNEO	CD3/4/5	(93.09-97.09)	
				CD7	(94.02-96.12)	
				CE1	(94.02-97.09)	
				CF3/5	(97.08-02.10)	
				CF4	(97.08-00.06)	
				CF6/7	(97.10-)	
				CF7	(97.10-)	
				CJ1	(94.03-02.03)	
				CJ2/3	(97.09-02.03)	
				CL3	(00.06-02.10)	
				RA1/2	(94.09-97.09)	
			RA3/4	(97.07-99.12)		
			RA6/7	(99.12-03.10)		
			RA7	(99.12-03.10)		
			TA1/2	(99.09-03.07)		
GWHO-29A 19200-PK2-000/505 19210-PK2-305	B20A	2000	PRELUDE	BA4/5	(87.04-91.09)	
	B21A	2100		BA7	(90.10-91.09)	
GWHO-30A 19200-PH3-000/003 19210-PH3-305 19200-PH3-010/505	B18A	1800	ACCORD	BA1	(85.06-87.04)	
	B20A	2000	ASCOT	BA4/5	(87.04-91.09)	
	B18B		INSPIRE	CA2/3	(85.06-89.10)	
			PRELUDE			
			VIGOR			
GWHO-31A						DISCONTINUED
GWHO-32A 19200-P08-003/4 19200-P08-004 19200-P1G-E02 19200-PO8-003/004/A01 19200-P08-A01	D15B	1500	CIVIC	EG1	(92.02-95.09)	
	D16A	1600	CR-X	EG4/5/8	(91.08-95.08)	
	ZC	1600	BALLLAD	EJ1	(93.02-96.12)	
			DELSOL	EJ3	(93.09-95.08)	
			DOMANI	MA4	(92.10-95.09)	
				MA7	(94.02-98.03)	


HONDA

PART NO.	APPLICATION GUIDE			
GWHO-33A 19200-P13-000/003/013	F20B 2000 H22A 2200 H23A 2300	ACCORD BB1/4 ASCOT BB6/8 INSPIRE CD6 PRELUDE CD8 TORNEO CF2 CF4 CH9 CL1 CL2	(91.09-98.03) (96.10-00.08) (93.09-97.09) (94.02-96.12) (96.08-97.09) (97.08-02.10) (98.12-02.11) (00.06-02.10) (00.06-02.11)	
GWHO-34A 19200-P14-A00/1	H23A 2300	ACCORD CC4/5 ASCOT INSPIRE PRELUDE	(92.03-97.02)	
GWHO-35A 19200-PY3-000/010	C32A 3200	LEGEND KA7 KA8	(90.10-96.02) (90.10-98.03)	
GWHO-36A 19200-PY3-A00	C32A 3200	LEGEND KA7 KA8	(92.09-96.01) (92.09-98.03)	
GWHO-37A 19200-PE0-515/660 19200-PE0-010/415 19200-PE0-505/661	EV 1300 EW 1500 EW2 1500	CIVIC AE CR-X AG,AH BALLAD AJ QUINT AK,SG,SH INTEGRA AR DA2 VJ SG SH	(83.07-87.09) (83.09-87.09) (83.10-87.09) (85.09-87.09) (84.11-87.09) (86.10-89.05) (84.08-87.10)	
GWHO-38A 8-97125-975-Z 8-97061-280-Z 8-97215-975 8-97125-975-0/1 8-97061-280-0/1	6VD1 3200	PASSPORT GWHO-38A=(GWIS-34A)	(94.01-94.12)	

HONDA

PART NO.	APPLICATION GUIDE				
GWHO-39A 19200-P2A-003/4 19200-P2A-A01/02 19200-P2A-A03/04 19200-PDF-E01	D13B 1300 D15B 1500 D16A 1600 ZC 1600	CAPA DB6/9,DC1 CIVIC EJ4 CR-X EJ7 BALLAD EK2/3/5 DOMANI EK8 HR-V EN1 LOGO EY6 PARTNER EY7/8 QUINT EY9 INTEGRA GA3 GA4 GA6 GH1/2 GH3/4 MA4/6 MB3/4/5	(95.09-00.09) (95.09-99.08) (96.01-99.02) (95.08-00.09) (97.01-98.08) (99.02-05.03) (96.02-03.08) (96.02-06.03) (97.02-99.05) (98.11-01.06) (98.04-02.01) (99.09-02.01) (98.09-03.10) (99.07-05.09) (95.09-98.03) (97.01-00.08)		GWISO-39A=(GWIS-38A)
GWHO-40A 19200-P75-003 19200-PT5-000/003	B18B 1800 B20B 2000	CR-V EL1/2/3 DOMANI MA5 ORTHIA RD1 S-MX RD2 STEPWAGON RF1/2 RH1/2	(96.02-02.01) (95.09-98.03) (95.10-01.08) (98.12-01.08) (96.04-01.04) (96.11-02.01)		
GWHO-41A 19200-P36-000 19200-PZ3-000	E07A 660	ACTY HA3/4/5 BEAT HH3/4 LIFE JA2/3 TODAY JA4/5 STREAM JW3/4 PP1	(90.02-99.07) (90.02-99.06) (90.02-93.01) (93.01-98.10) (90.02-98.10) (91.05-96.01)		
GWHO-42A 19200-PN3-003/013	E05A 550	ACTY HA1/2,HH1/2 STREET STREAM	(88.05-90.03)		
GWHO-43A				<div style="border: 1px solid black; padding: 5px; text-align: center;"> DISCONTINUED </div>	
GWHO-44A 19200-P1R-003 19200-PV0-003 19200-PV1-A01 19200-PV3-003	G20A 2000 G25A 2500	ACCORD CB5 ASCOT CC2/3 INSPIRE CE4/5 RAFAGA UA1/2 SABER VIGOR	(89.10-95.02) (92.01-97.02) (93.10-98.03) (95.02-98.10)		

HONDA

PART NO.	APPLICATION GUIDE				
GWHO-45A 19210-PFB-003	E07Z	660	ACTY HA6/7, HM1/2, HH5/6, HA8/9 HOBIO HJ1/2, HM3/4 LIFE JB1/2 THAT'S JB3/4 VAMOS JD1/2 Z PA1	(99.05-12.01) (03.04-12.01) (98.10-05.03) (00.12-05.03) (02.02-07.10) (98.10-02.01)	
GWHO-46A 19200-P72-003/013 19200-P72-A01 19200-PH7-013	B16A B16B B18C	1600 1600 1600 1800	BALLAD DC2 CIVIC DB8 CR-X EK4 INTERGRA EG2 QUINT EK9	(93.05-00.09) (93.07-00.09) (95.08-00.09) (95.09-99.08) (97.07-00.09)	
GWHO-47A 19200-PWA-003	L13A L15A	1300 1500	AIRWAVE GB1/2 FIT GD1/2 MOBILIO GD3/4 PARTNER GD6/7/8/9 CIVIC GJ1/2 JAZZ GK1/2 GJ3/4	(01.12-04.01) (01.06-07.10) (02.09-07.10) (02.11-09.01) (05.04-14.01) (02.09-08.07) (06.03-14.01)	
GWHO-48A 19200-PLM-A01 19200-PLC-003 19200-PLE-005	D15B D17A	1500 1700	CIVIC BE1/2 EDIX EN2 STREAM ES1/2/3 ET2 EU1/2 EU3/4, RN1/2	(04.07-06.12) (01.01-05.05) (00.09-04.01) (03.09-04.01) (00.09-03.09) (00.09-04.02)	
GWHO-49A 19200-P2J-005	D15B	1500	CIVIC EK3 INTEGRA SJ	(95.08-00.09)	
GWHO-50A 19200-RBB-003/013 19200-RAA-A01 19200-RFE-003	K20A K20B K24A D17A	1700 2000 2000 2400	ACCORD CL7/8/9 ELEMENT CM1 ELYSION CM2/3 ODYSSEY RB1/2, RN1/3/5 STREAM RR1/2 CIVIC YH2 CR-V RG1/2/3/4 EDIX BE8 STEPWGN RE3/4 FD2	(02.10-08.12) (04.10-08.12) (02.11-08.12) (03.10-08.10) (04.05-14.01) (03.04-05.06) (05.05-14.01) (06.05-14.01) (06.10-14.01) (06.04-14.01)	
GWHO-51A 19200-PRB-A01	K20A	2000	CIVIC DC3/5 INTEGRA EP3	(01.07-14.01) (01.12-05.09)	






HONDA

PART NO.	APPLICATION GUIDE			
GWHO-52A 19200-PNA-003 19200-PNL-E01	K20A 1700 K20B 2000 K24A 2400 D17A	CR-V BE3/4,RD6/7 EDIX DC5,RD4/5 INTEGRA RF3/4 STREAM RF5/6/7/8 STEPWAGON RN3 RN4 RN1/5	(04.07-14.01) (01.07-14.01) (01.04-05.05) (03.06-05.05) (00.10-06.07) (01.01-06.07) (04.01-06.07)	
GWHO-53A 19200-RCA-A01 19200-RDM-A01/A02 19200-RDV-J01	J35A 3500	MDX YD1 LEGEND	(03.03-04.03)	
GWHO-54A 19200-P7A-003 19200-P1G-E02	D13B 1300	LOGO GA3 CIVIC GA5	(96.09-01.06) (98.11-01.06)	
GWHO-55A 19200-PLA-005 19200-PLC-003	D15B 1500 D17A 1700	CIVIC ES1/2/3 STREAM ET2 EU1/2/3/4 RN1/2	(00.09-05.09) (03.09-05.09) (00.09-05.09) (00.10-06.07)	
GWHO-56A 19200-P30-003 19200-PR3-003	B16A 1600	CIVIC DA6/8 CR-X EF8/9 DELSOL EG2 INTEGRA EG6/9 PRELUDE	(89.04-93.07) (89.09-92.02) (92.02-95.09) (91.08-95.09)	
GWHO-57A 19200-P8A-A02/A03	J25A 2500 J30A 3000 J32A 3200 J35A 3500	ACCORD RA5 ASCOT RA8/9 AVANCIER RL1 INSPIRE TA3 LAGREAT TA4 ODYSSEY UA4/5 SABER	(97.10-00.01) (00.01-03.10) (99.06-04.01) (99.09-03.07) (00.02-03.07) (98.10-03.06)	
GWHO-58A 19210-RGA-J00/J10 19210-RGA-000/010	P07A 660	LIFE JB5/6 ZEST JB7/8(TURBO) JC1/2 JE1/2	(03.09-08.11) (03.10-08.11) (08.11-14.01) (06.03-14.01)	





HONDA

PART NO.		APPLICATION GUIDE			
GWHO-59A 19200-PLZ-D00	1700	CIVIC		96.01-98.08	
GWHO-60A 19200-RNA-A01/A02	R18A 1800	CIVIC STREAM CROSSROAD FR-V(BE)	FD1,RN6/7,RT1/2	(05.09-11.01) (06.07-11.01) (07.02-11.01)	
GWHO-61A 19200-RB0-003	L13A 1300 L15A 1500	FIT FREED JAZZ	GE6/7/8/9 GB3/4	(07.10-11.01) (08.05-11.01)	
GWHO-62A 19200-RBC-013	K20A 2000	CIVIC ACCORD TSX	FD2 CL7	(07.03-11.01) (02.10-08.12)	
GWHO-63A 19200-RZP-003/013 19200-R1P-U01	R20A 2000	STEPWAGON STREAM CROSSROAD	RK1/2/5/6 RN8/9 RT3/4	(09.10-11.01) (06.07-11.01) (07.02-11.01)	
GWHO-65A 19200P72013 19222PR4003	L4 1797(B18C) L4 1595(B16A) L4 1595(B16A)	ACURA INTEGRA HONDA CIVIC HONDA CIVIC DEL SOL		(96-01) (99-00) (96-97)	
GWHO-66A 19200-R40-A01	K24A 2400	ACCORD ODYSSAY	CU2,CW2 RB3,RB4	(08.12-) (08.10-)	 NEW






KOREAN CAR (HYUNDAI) WP

PART NO.	APPLICATION GUIDE		
GWHY-08A 25100-32120 25100-33011 25100-33012 25100-33020	G4CP-D	1997	SANTAMO (99.05-) SONATA II (91.01-93.10) JOICE (00.02-) CARSTAR (00.02-) <u>GWHY-08A=(GWKR-100A)</u> 
GWHY-09A 25100-33111 25100-33112 25100-33120 25100-33122 25100-33130 25100-33132	G4CP	1795 1997	SANTAMO (98.10-02.10) SONATA II (91.01-93.10) SONATA III (96.08-98.06) <u>GWHY-09A=(GWKR-101A)</u> 
GWHY-11A 25100-38002 25100-38200	G4BP G4JS-G G4JP-G G4JP G6BV	2000 2400 2500	HIGHWAY VAN (00.03-) SANTAFA (01.08-) MPI SOHC (01.02-) SONATA IV[EF] (01.10-04.11) (98.03-01.10) OPTIMA[MAGENTIS] (01.05-) OPTIMA[MAGENTIS] V6 (01.05-) TRAJET [FO] (00.03-) <u>GWHY-11A=(GWKR-102A)</u> 
GWHY-12A 25100-3B300	V8MPI	4500	EQUUS[LZ4.5] <u>GWHY-12A=(GWKR-103A)</u> 
GWHY-17A 25100-22010 25100-22012 25100-22650 25100-24030 25100-24040 25100-24060 25100-25012	G4EH G4EK G4E-A MPI SOHC	1341 1495	ACCENT I / SALOON (94.10-00.01) ACCENT (00.01-) ACCENT (02.12-) AVANTE(ELANTRA) (02.09-) CLICK(GETZ) EXCEL VERNA <u>GWM-17A=(GWKR-106A)</u> 

KOREAN CAR (HYUNDAI) WP

PART NO.	APPLICATION GUIDE		
GWHY-19A 25100-02500 25100-02501 25100-02502 M0725102400	G4HC-E 1000 G4HG 1100 G4HE	ATOS(MX),ATOS PRIME(MX) (98.02-02.03) CLICK(TB) (02.09-) PICANTO(BA) (04.04-) (05.09-)	
<u>GWHY-19A=(GWKR-107A)</u>			
GWHY-20A 25100-27000 25100-27010	D3-EA 1500 D4FA 2000 D4EA 2500 D3EA 2700 G6BA-G	ACCENT II(LC) (02.04-) ACCENT 1.5CRDi (02.01-05.11) AVANTE(XD) 2.0CRDi (01.04-) CLICK(TB) 1.5CRDi (03.03-) i30 2.0CRDi (07.10-) LAVITA(FC)1.5CRDi (01.10-) SANTAFE(SM)CRDi (01.04-) SONATA V(NF)CRDi (06.02-) TRAJET(FO)2.7 V6 (00.09-) TUCSON(JM) CRDi (04.08-) XG25 (98.12-)	
<u>GWHY-20A=(GWKR-108A)</u>			
GWHY-22A 25100-38450	G4CS 2400 G4JS	H-1 BUS(KMF) 2.4 (4WD) (97.10-) SORENTO(JC)-2.T (02.08-)	
<u>GWHY-22A=(GWKR-110A)</u>			
GWHY-23A 25100-26015 25100-26016 25100-26900 25100-26901 25100-26902	G4EE 1399 G4ED-G 1599	ACCENT (95.10-00.01) AVANTE(ELANTRA) (00.06-) CLICK (05.08-) LAVITA -DOHC (01.06-) VERNA -DOHC	
<u>GWHY-23A=(GWKR-111A)</u>			
GWHY-32A 25100-27900	D4EA 2000	SANTAFE [SM] 2.0 CRDi (02.12-05.12)	
<u>GWHY-32A=(GWKR-116A)</u>			
GWHY-35A 25100-23001 25100-23002 25100-23011	G4CR G4DF	COUPE(RD) 1.6 COUPE(RD) 2.0 i30 I30 CW LANTRA <u>GWHY-35A=(GWKR-117A)</u>	







KOREAN CAR (HYUNDAI) WP

PART NO.	APPLICATION GUIDE		
<p>GWHY-36A 25100-27400</p>	<p>D4EB 2000 D4EA 2200 G6EA 2700 G4KA D4EA-F</p>	<p>GRANDEUR [TG] 2.2CRDi (06.06-) i30 2.0CRDi (07.10-) SANTAFE[SM] 2.2CRDi (05.10-) SANTAFE 2.7[CM] V6 GLS (06.03-) SONATA V [NF] 2.0CRDi (06.02-) TRAJET [FO] 2.0CRDi (01.04-) TUCSON[JM] 2.0CRDi (04.08-) CARENS III[UN] 2.0CVVT (06.09-) CEE'D [ED] 2.0CRDi 140 (07.09-) OPTIMA [MG] 2.0CRDi (06.04-) SPORTAGE[JE] 2.0CRDi (06.01-)</p> <p><u>GWHY-36A=(GWKR-132A)</u></p>	
<p>GWHY-42A 25100-23001 25100-23002 25100-23003 25100-23010 25100-23011 25100-23020 25100-23021 25100-23022 25100-23511 25100-23530</p>	<p>G4GR 2000 G4GC-G G4GC</p>	<p>TIBURON (RD) (01.03-02.04) TUSCANI (GK) (02.03-) AVANTE (XD) (00.06-) i30 (07.10-) i30 CW Estate (08.02-) CEED(ED) (06.12-) TUCSON(JM) (04.08-) SPORTAGE(JE) (04.09-)</p> <p><u>GWHY-42A=(GWKR-105A)</u></p>	
<p>GWHY-43A GWHY-43AH [INCLUDED HOUSING] 25100-39010 25100-39012</p>	<p>G6CT-G 3000 G6CU 3500</p>	<p>GRANDEUR XG 3.0 (98.12-) GRANDEUR XG 3.5 (03.04-) OPIRUS GH3.5 (03.09-)</p> <p><u>GWHY-43A=(GWKR-104A)</u> <u>GWHY-43AH=(GWKR-104AH)</u></p>	
<p>GWHY-44A GWHY-44AH [INCLUDED HOUSING] 25100-39800 25100-39802</p>	<p>G6CU 3500</p>	<p>TERRACAN (HP) 3.5 V6-MPI (01.12-06.10) SORENTO(JC) 3.5V6 (02.08-06.04)</p> <p><u>GWHY-44A=(GWKR-112A)</u> <u>GWHY-44AH=(GWKR-112AH)</u></p>	
<p>GWHY-45A 25100-37102 25100-37200 25100-37201 25100-37202</p>	<p>G6BA-G 2500 G6BV-G 2700</p>	<p>SANTAFE [SE] 2.7 V6 (01.02-) SONATA IV [EF] 2.5 (98.06-01.10) SONATA IV [EF] 2.7 (01.10-04.11) TUCSON [JM] 2.7 (04.08-)</p>	






KOREAN CAR (HYUNDAI) WP

PART NO.	APPLICATION GUIDE		
GWHY-52A 25100-2A000 25100-2A001	D4FA 1120 D4FB 1500 D3FA 1600	ACCENT III 1.5CRDi (05.11-) AVANTE [XD] 1.6CRDi (06.02-) CLICK [TB] 1.5CRDi (05.08-) i10 1.1CRDi (08.01-) i30 1.6CRDi (07.10-) LAVITA [FC] 1.5 CRDi (04.12-) CEED 1.6CRDi (06.12-) CERATO 1.5CRDi (05.07-) PICANTO 1.1CRDi (05.11-) RIO II[JB] 1.5CRDi (05.03-) VERNA TCI DOHC	
GWHY-61A 25100-2A201	D3FA 1120 D4FA 1396 D4FB 1500 1600	ACCENT (06.02-) AVANTE (05.08-) CLICK (08.01-) i10 (12.06-) i30 (11.12-) LAVITA (07.10-) (04.12-)	<div style="background-color: black; color: white; border-radius: 50%; padding: 2px; display: inline-block;">NEW</div> 
GWHY-67A 25100-3A100	D6EA 3000	VERACRUZE 3.0 V6 CRDi (08.09-) IX55 3.0 V6 CRDi (08.09-) MOHAVE 3.0 V6 CRDi (08.09-)	
GWHY-70A 25100-4A000 25100-4A100 25100-4A200 M251004A000	G4JS 2500 G6CU 3500	H-1 BUS(KMF) 2.5CRDi (02.12-) H-1 BOX 2.5CRDi (07.01-) H-1 CARGO 2.5CRDi (08.02-) SORENTO(JC) (02.08-) SORENTO(JC) 3.5V6 (02.08-)	
GWHY-105A 25100-32500 25100-32501 25100-32502 25100-32510 25100-32512 25100-32515	G4CP 1800 G4CP-U 2000 G4CS 2400	SANTAMO 2.0 (98.10-02.10) SONATA II [Y-2] (88.09-93.10) (88.09-93.10) (88.09-91.08) SONATA III [Y-3] (93.05-98.06) <u>GWM-27A=(GWKR-121A)</u> (94.06-98.06)	
GWHY-106A 25100-41000 25100-41001	D4AF D4AK	MIGHTY 2.5TON MIGHTY 3.5TON <u>GWM-33A=(GWKR-122A)</u>	







KOREAN CAR (HYUNDAI) WP

PART NO.	APPLICATION GUIDE		
GWHY-107A 25100-42000 25100-42001	D4BH 2500 D4BX,D4BA D4BX,D4BA D4BF	GALLOPER II 2.5 TD (98.08-) H100 BUS 2.5D/TD (93.07-00.03) H100 BOX 2.5D (94.12-00.03) STAREX(H1) 2.5D/TD (97.09-) <u>GWM-39A=(GWKR-123A)</u>	
GWHY-108A 25100-11010	4G33 1238 G32B 1439 1597	PONY 1.2 (74.06-) PONY 1.4 (77.08-) PONY Wagon 1.2 (78.02-) STELLAR 1.4 (83.10-86.08) STELLAR 1.6 (88.09-91.08) <u>GWM-01A=(GWKR-124A)</u>	
GWHY-109A 25100-32000 25100-32010 25100-32020 25100-32031 25100-32033 25100-43000	G4CS 2351 L4CS 2400	H100 BUS 2.4 (93.07-00.03) H-1 BUS [KMF] 2.4 (97.10-) H-1 BOX [KMF] 2.4 (00.03-) GRACE 2.4 SOHC (97.10-)	
GWHY-110A 25100-03010	1248	i10(PA) - 1.2 (11.08-) I20(PB,PBT) - 1.2 (09.08-)	
GWHY-111A 25100-42700 25100-42501 25100-42540 25100-42541	D4BH 2476	GALLOPER II [JK-01] 2.5TD (98.08-) H-1 Bus [KMF] 2.5TD (99.10-01.11) H-1 Box 2.5TD (00.03-) STAREX [H1] 2.5TDi (97.10-04.04) TERRACAN [HP] 2.5D (01.06-03.10) BONGO 2.4TDCi (03.10-) PREGIO 2.5 (95.08-04.09) <u>GWHY-111A=(GWM-52A)</u>	
GWHY-130A 25100-36000 25100-36010 25100-36020 25100-36030		SONATA[Y-II] <u>GWHY-130A=(GWM-40A)</u>	

ISUZU

PART NO.	APPLICATION GUIDE				
GWIS-01A 8-94202477 8-94224894 8-94437048 8-97012298	G161Z 1600 G180Z 1800 G200 2000 G200Z	117COUPE PF50 (74.10-84.12) BIG HORN KB20 (76.01-80.10) CAMPO PA95 (76.01-81.05) FASTER PA20V (76.01-83.08) FLORIAN PA30 (76.01-83.08) GEMINI PF60 (77.01-87.12) PIAZZA PA96 (79.01-81.05) JR130 (81.05-88.09) UBS13CK/FK (84.01-87.01)			
GWIS-10A 5-13610038 5-13610179 8-94376832 9-13610265 9-13610323 9-13610417 9-13610605 9-13617605 9-13617635	G201 2000 C221 2200 C240 2400	ELF150 TLD12/22/32/52/62 (67.01-72.12) ELF250 CLD22 (68.01-70.12) JORNEY TLG12/22/34/42/52/62 (69.01-79.12) TLD13/23/33/43/53/63 (69.01-81.07) BGL22/24 (70.01-79.12) BLD24 (73.01-79.12) KAD42/52 (78.03-84.12) KAD52 (79.01-81.12) TLD23 (81.07-84.07)			
GWIS-14A 5-13610105 9-13610105 9-13610423 9-13617637	G161 1600 G180 1800 G180W 2000 G200 G200W	117COUPE KA40/50 (69.01-72.12) BELLET PR50/91,PR60/95 (70.01-74.12) ELF150 PA20,PA30 (70.01-75.12) FLORIAN PA95 (70.01-81.05) GEMINI KA65 (72.01-74.12) PIAZZA PA96 (79.01-81.05) PF60 (79.01-87.12) JR130 (81.05-87.09)			
GWIS-15A 5-13610012 9-13617608	C190 2000	BIGHORN KAD40/50 (71.01-72.12) ELF150 KAD41 (72.01-81.07) JORNEY KAD51 (72.01-81.08)			
GWIS-16A 5-13610150 5-13610187 8-97376843	G161 1600 4BA1 2800 4BC1 3300	BIGHORN KA41/51 (72.01-75.12) ELF150 TLD45/55/65/76 (78.12-80.05) ELF250 BLD30 (79.01-80.12) JORNEY TLD24/34/44/54/64 (79.03-80.10) BLD35 (80.01-80.10) KT15/25/35/45 (80.02-80.09) KT24 (80.02-80.10)			






ISUZU

PART NO.	APPLICATION GUIDE					
GWIS-17A 5-13610012 5-13610041 8-94376865 9-13610027 9-13617636 9-13617801	4BA1 2800 4BB1 3600		ELF250 ELF350 JORNEY	BR20 KS11/21/31 TLD24/34/44/54/64 BLD30	(73.01-78.10) (73.01-78.12) (73.01-79.03) (73.01-79.12)	
GWIS-19A 8-94136076 8-94224456 8-94240089 8-94240378 8-97010200	4FB1 1800 4FC1 2000		FARGO GEMINI	PFB60,PFD60 WFR50DV WFR51DW WFR51FVH WFR51FBH WFR51FV WFR51DV	(79.01-87.02) (81.01-82.07) (81.01-85.12) (81.08-83.11) (81.08-83.12) (81.08-85.12) (82.03-83.11)	
GWIS-20A 5-13610124 5-13610174 8-94120768 8-94239649 8-94251251 8-94257855 8-94329649 8-94376837 8-94376859	C223 2000 C190 G190 C223T		117COUPE BIG HORN CAMPO FASTER FLORIAN HIPACVAN RODEO	PAD30 KBD20 KBD40 PAD96 KBD21/22/25/26/41/46 UBS52CK/FK/CS KBD42/47 UFR52 UBS52CW/FW KBD27	(77.11-83.03) (78.06-80.10) (78.06-88.05) (79.12-81.05) (80.10-88.05) (81.09-88.11) (82.12-88.05) (83.01-) (84.01-88.11) (85.04-88.05)	
GWIS-20F 8-94244409 16210-5110	C190 2000 G190 2200 C223T C223		117COUPE BIG HORN CAMPO FASTER FLORIAN HIPACVAN RODEO	KBD20 KBD21/22/25/26/41/46 KBD22/27 KBD40 KBD42/47 PAD30 PAD96 UBS52CK/52CS/52FK UBS52CW/52FW UFR52	(78.06-80.10) (80.10-88.05) (85.04-88.05) (78.06-88.05) (82.12-88.05) (77.11-83.03) (79.12-81.05) (81.09-88.11) (84.01-88.11) (83.01-)	
GWIS-21F 1-21650062 1-21650159			EXPORT MODEL (KOREA)			
GWIS-22A 8-64332637 8-94146326 8-94332637 8-94376846 8-97021773 8-97081624	4ZD1 2300		AMIGO BIGHORN IMPULSE PICK UP TROOPER	(85.01-)		







ISUZU

PART NO.	APPLICATION GUIDE				
GWIS-23A 5-13610172 5-13610178 8-94104755 8-94241525 8-94376858 8-94441846	C190	2000	BIGHORN ELF150	KAD41/51	(81.07-84.12) 
GWIS-25A 8-94140341 8-94376851 8-94419461 8-94461173 8-97018560	4JA1 4JB1	2500 2800	BIGHORN CAMPO ELF150 ELF250	NHR54 NHR55 NKR55	(84.05-86.09) (84.05-86.09) (84.05-94.12) 
GWIS-26A 8-94232082 8-94332920 8-94376848	4ZA1 4ZB1	1600 1800	FARGO	WFR10DV WFR11FV WFR11DV	(81.01-82.07) (81.08-86.01) (82.03-85.12) 
GWIS-27A T.K.4576	C201PT	THERMO KING(USA APPLICATION) INDUSTRIAL 			
GWIS-28A 8-94117501 8-94118353 8-94118501 8-97010201	4FC1 4FD1 DIESEL	2000 2200	FARGO	WFR51,WFS51 WFR53BH,WFS51	(84.11-) 
GWIS-29A 8-94155065 8-94332922 8-94376850 8-97021775 8-97084505 8-97100852	4ZC1	2000	BIG HORN FARGO MIDI	WFR12DV UBS12CK/FK WFR12FV/FVH NFR12DT	(85.12-95.08) (87.01-87.09) (87.10-95.08) (88.08-94.06) 
GWIS-30A 8-94109591 8-94376866	4EC1 4XC1 4XC1T	1500	GEMINI	JTD77 JT150	(85.03-85.06) (85.03-90.02) 
GWIS-31A 8-94376847 8-97021774 8-97081623	4ZE1	2600	BIG HORN MU	UBS17CW/FW UCS17DH UCS17DW	(88.11-91.12) (89.04-92.10) (89.04-93.10) 






ISUZU

PART NO.	APPLICATION GUIDE					
GWIS-32A 8-97031473 8-97360200	4XE1	1600	GEMINI	JT190/191	(89.05-94.12)	
	4XE1T		IMPULSE	JT191F	(90.02-93.09)	
			PA-NERO	JT191S	(90.02-93.09)	
GWIS-33A 8-97031472	4XC1	1500	GEMINI	JT151F	(90.02-93.09)	
	4XF1	1800	PA-NERO	JT221F	(91.07-93.09)	
			PIAZZA			
GWIS-34A 8-97018777 8-97061280 8-97125424 8-97125975 8-97136127 8-97167554	6VD1	3200	BIG HORN	UBS25DW/GW	(91.01-98.03)	
			TROOPER			
			<u>GWIS-34A=(GWHO-38A)</u>			
GWIS-35A 8-94129554 8-94372119 8-94376853 8-94379924 8-94439850 8-97018556 8-97021171	4BA1	2800	ELF	NKR56EEG/EPN	(84.07-85.11)	
	4BC2	3300	ELF250	NKR57E2K/EN/EPN/EVN/LVN	(84.07-85.11)	
	4BE1	3900	ELF350	NPR59GR/LQR/LZN/PQR	(84.07-86.02)	
	4BD1	4300		NKR57E2N/E/ED/LR	(84.07-89.07)	
	4BD1T			NPR57GR/LN/LR/LVN/PR	(84.07-90.05)	
	4BG1			NPR59GDR/LR/PR	(84.07-93.06)	
				NKR58E2N/E/ED/LR	(86.02-93.06)	
				NPR59LVN/LYR/PVN/PYR	(86.03-93.06)	
				NPR58GR/LR/PR	(87.02-93.06)	
				NKS58GDR/GR	(87.09-93.11)	
				NPS59GN/LN	(87.12-93.12)	
				NKR58LZN/LN	(88.07-90.05)	
				NPR57GVN	(88.07-90.05)	
				NPR59GN/GYN/LZN	(88.07-90.05)	
				NPR61GDR/GN/GYN	(88.07-90.05)	
				NPR61LR/LYR/LZN/PR/PYR	(88.07-90.05)	
				NKR58EN,NPR58GVN/LVN/LZM	(88.07-93.06)	
				NPS58GR/LR	(88.07-93.12)	
				NKR61E/ED/LR	(89.07-90.05)	
				NPS58LVN	(90.05-93.12)	
			NKR58EAVN	(90.05-95.03)		
			NKR58LAR	(93.05-95.03)		
GWIS-36A 8-94387613 8-94405039 8-94411901 8-94415090 8-94471469 8-94471470	4FC1	2000	CAMPO	WFR51FV	(81.08-85.12)	
	4FC1T	2200	ELF150	WFR51FVH	(81.08-88.11)	
	4FD1	2400	FARGO	WFR51DW	(82.07-90.12)	
	4FG1		MIDI	WFR53DV/FV/FVH,WFS53DV/FV	(83.10-88.11)	
	4FG1T			WFS53FVH	(83.11-88.11)	
				WFR53FBH	(83.12-88.11)	
				WFR51DVZ/FVZ	(84.01-88.11)	
				WFS51DW	(84.11-90.12)	
				WFS51DV/FV/FVH	(85.12-88.11)	
				WFR62DV/FV/FVH	(87.10-95.08)	
				WFS62DV/FV/FVH	(87.10-95.08)	
				WFR62FBH	(88.01-95.08)	
				NFR62DT,NFS62DT	(88.08-94.06)	
				WFR62DW,WFS62DW	(90.12-95.08)	
	DIESEL					

ISUZU

PART NO.	APPLICATION GUIDE			
GWIS-37A 5-13610184 8-94379924 8-94439850 8-97018556 8-97021171	4BA1 2800 4BC1 3300 4BC2 DIESEL	ELF250 TLD26/45/55/65 KT15/25/35/45 KT16/24/26/36/46 TLD24/34/44/54/64 TLD46/56/66/76	(80.06-84.07) (80.10-84.06) (80.10-84.07) (80.10-84.07) (81.07-84.07)	
GWIS-38A 5-86003904 5-86003905 5-86008904 5-86008905	D15B 1500 D16A 1600 ZC	GEMINI MJ1/2 MJ4 MJ5/6	(95.10-98.03) (97.01-00.06) (97.01-00.06)	
		<u>GWIS-38A=(GWHO-39A)</u>		
GWIS-39A 5-86003637 5-86003638	ZC 1600	GEMINI MJ1/2	(93.09-95.10)	
		<u>GWIS-39A=(GWHO-26A)</u>		
GWIS-40A 5-86003639 5-86003640	D15B 1500 ZC 1600	GEMINI MJ1 MJ3	(93.09-95.10) (95.02-95.10)	
		<u>GWIS-40A=(GWHO-32A)</u>		
GWIS-41A 5-86103073 5-86123822 5-86132944	KA20DE 2000 NA20S	ELF ASK2F23 ELF150 JVTGE24 FARGO ASK4F23 JCPGE24, JVPE24, JVPGE24 ASH2F23, ASH4F23	(95.01-99.06) (96.08-99.06) (97.08-99.06) (99.06-01.05) (99.06-12.01)	
		<u>GWIS-41A=(GWN-54A)</u>		
GWIS-42A 8-94334671 8-97073951 8-97109676 8-97333361	4HF1 4300 4HF1N 4600 4GF1 4800 4HG1 5000 4HV1 4HE1T 4HL1 4HL1N 4HJ1 4HJ1N	ELF NKR72ED/EDN/ER/LN/LR NKR81E/EAV/EP/GL/LAV/LV NKR81E3N/E/EAV/EP/LAV/LV NKR81E3N/EA/EAV/ED/EP NKR81GAV/LAR/LAV/LV NKS81EA/EAD/EAV/GAR/GAV NPS72LAR/LAV/PAR/PAV NKR81A/AD/AN/AR/N/R NPR81AN/AR, NPS81AN/AR/N NKR82AN/N, NPR82AN NJR82AN, NMR82AN/N NPR66GDR/GVN/LVN NKR66GN, NKS66L, NKS71G NPR70GDR/LR/LYR/PR/PYR NKR66E3N/EAV/EDN/EP/ER NKR71GN/LAR/LAV/LR/LV NPR70GDR, NPR71GDR NKR71EN/GAV/LN, NKS71LAR NPR72GDR/GR/LR/LV/PR NKS66GAR, NPR70PR NKR66E/EAV/ED/LR/LV NKR71E3N/E/EAV/EP NKS71GA/GAR/GAV/LAV/LN	(00.02-04.05) (02.04-12.01) (02.04-12.01) (02.05-12.01) (02.05-12.01) (02.06-12.01) (02.10-12.01) (04.05-12.01) (04.06-12.01) (05.02-12.01) (07.07-12.01) (90.05-95.03) (93.05-99.04) (93.05-99.04) (95.03-04.05) (95.03-04.05) (95.03-97.04) (97.04-04.05) (97.04-12.01) (97.04-99.04) (99.04-04.05) (99.04-04.05) (99.04-04.05)	

ISUZU

PART NO.	APPLICATION GUIDE				
GWIS-43A 5-13610047 5-13610057 5-13610077 5-13610163 5-13610169 5-13610170 5-13616169 8-94376863 8-94483167 8-97028595 9-13610325 9-13610394	C240	2400	TCM FORKLIFT	SD10,SD12,FD15, FCD15,FD18,FCD18, FD20,FCD20,FVD20, FD23,FCD23,FVD23, FD25,FCD25,FVD25, FD25Z4,FD28,FCD28, FVD28,FD30,FVD30, FD20Z5,FD30Z5 KOMATSU FORKLIFT	
GWIS-44A 8-97167554	6VD1 6VE1	3200 3500	BIG HORN D-MAX MU TROOPER VEHICROSS WIZARD	UGS25DW (97.03-99.02) UBS26DW/GW (98.02-12.01) UES25FW (98.03-12.01) UER25FW (99.02-02.09)	
GWIS-45A 8-97105012	4JA1 4JB1 4JB1T 4JG2	2500 2800 3100	BIG HORN ELF MU	NHR69/N (04.06-12.01) NHS69A/AN (04.10-12.01) NKR55EVN/LN (84.07-85.11) NHR54C/CVN/E (84.07-93.06) NHR55C/CVN/E/EVN,NKR55E/LR (84.07-93.06) WHR55EX/EXH,WKR55EXH (85.03-93.12) UBS55CK/FK (87.10-91.12) UBS55CM/CW/FM/FW (88.11-91.12) UBS55FWR (90.04-91.12) UCS55DW,UCS55DWM (90.07-93.10) NHS55EA (91.08-93.07) UBS69DW/GW (91.12-98.03) NKR69EAVN (93.05-95.02) NHR69C/CA (93.06-03.08) NHR69E/EA (93.06-12.01) NHR69CVN/EAVN/EVN (93.06-95.04) NHS69EAVN (93.07-95.04) UCS69DWM (93.10-98.07) WHR69EAX/EAXH,WKR69EAXH (94.01-95.05) NHR69EAV,NKR69CAE/EAV (95.03-12.01) NHS69EAV (95.04-04.05) WHR69EA/EAH,WKR69EA/EAH (95.06-12.01) UCS69GW (95.12-98.07)	
GWIS-46A 8-97942972 8-97942209	4JA1 4JH1	2500 3000	RODEO D-MAX	TFR54 (04-) TFS77	
GWIS-47A 8-92064391 8-92067078	C22NE	2200	PICK-UP	TF#-30	

ISUZU

PART NO.	APPLICATION GUIDE			
GWIS-48A 8-97602781	6HE1 7100 6HH1 8200		FORWARD FRD32/33,FRR32/33 (90.01-) FSR32,FTR32 (95.02-) FRS33	
GWIS-49A 1-13610819	6BD1 5800		FORWARD SCR320/370/420/450/480/550/650 (81.10-84.02) JCR360/420/460/500/550/650 (84.02-90.12) SCS330/370/420 ESR11,FRD11,FRR11,FSR11,FTR11	
GWIS-50A 8-97312147-3 8-97312147-4		2499 2999	D-MAX (07.01-) RODEO (05.01-)	
GWIS-51A 8-97627357 8-97602775 8-98084779	6HE1(T) 7100 6HH1(T) 8200		FORWARD FRD32,FRR32,FSD32,FSR32 (90.01-) FTR32,NRR32 FRR33,FRS33,FTR33,NRR33 (95.02-)	
GWIS-52A 8-97267355	6HE1(T) 7100 6HK1 7800 6HH1(T) 8200 6HA1(T) 8200		FORWARD FRD32, FRR32, FSD32 (90.01-) FSR32, FTR32, NRR32 (90.01-) FRR34, FSR34, FTR34 (99-) FRD33, FRR33, FRS33, FSS33 (95.02-) FTR33, NRR33 (95.02-) FRD33, FRR33/34, FRS33 (98.10-) FSD33, FSR33, FSS33 (98.10-) FSD33, FSR33, FTR33 (99.06-) FRR87, FRS87 (97.10-)	
GWIS-53A 8-90322506 8-90466343	X22SE 2180		AMIGO (98-00) RODEO (98-03) RODEO SPORT (01-03)	

KOREAN CAR (KIA) WP





PART NO.	APPLICATION GUIDE		
GWK-02AH OK04R15010 OK71015010 OK71015010A OK71015010B	RF	2000	RETONA [CE] 2.0TD (99.06-) SPORTAGE [K00] 2.0TD (97.10-03.08) <u>GWKR-213AH</u> 
GWK-13A 135515010B			TOPIC <u>GWMZ-13A=(GWKR-206A)</u> 
GWK-15A OK65A15100 OK65A15100A OK65A15100B	J2 J2/ JT	2665	K2700 [SD] 2.7D (99.10-) BESTA BOX [TB] 2.7D (97.10-) BONGO FRONTIER <u>GWK-15A=(GWKR-200A)</u> 
GWK-17A OK24A15010	T8 B1 B3 B5 B6	1138 1324 1498 1598 1600 1800	SHUMA [FB] 1.6 (01.01-01.12) SHUMA [FB] 1.8i (97.10-01.03) PRIDE [DA] 1.1i (91.01-) PRIDE [DA] 1.3i (90.01-) PRIDE Estate 1.3 (99.08-) SEPHIA [FA] 1.5i (96.02-) SEPHIA [FA] 1.6i (95.01-) <u>GWK-17A=(GWKR-201A)</u> 
GWK-18A OK63115100 OK61415010A P01	B3	1324	TOPIC <u>GWK-18A=(GWKR-202A)</u> 
GWK-19A 25100-3X000 OFE3N15010D OFE3N15010E OFE3N15010F OFE3N15010G	F804 FE	1789 1998	ROCSTA 1.8i [ASIA] (93.06-) SPORTAGE [K00] 2.0 (94.04-99.08) CREDOS [CLARUS]- DOHC <u>GWK-19A=(GWKR-203A)</u> 
GWK-20A AA10015010A			ASIA <u>GWK-20A=(GWKR-204A)</u> 
GWK-21A OK9BV15010	K5	2500	CARNIVAL 2.5 V6 (99.08-01.10) CARNIVAL II 2.5 V6 (01.10-) (EGI, DOHC) <u>GWK-20A=(GWKR-214A)</u> 

KOREAN CAR (KIA) WP





PART NO.	APPLICATION GUIDE		
GWK-22A 25100-2Y000 25100-2Y001 OK24715010 OK24715010A OK24715010B OK24715010C	T8	1594 1793	CARENS I [FC] 1.8i (00.11-02.07) CARENS II [FJ] 1.6 (02.07-) CARENS II [FJ] 1.8 (02.07-) CREDOS [K9A] 1.8i (96.07-) CLARUS Estate 1.8i (98.05-) SEPHIA [FA] 1.8i (95.01-) SHUMA [FB] 1.8i (97.10-01.03) SHUMA II [FB] 1.8 (03.04-04.08) <u>(GWKR-215A)</u>
GWK-23A OK70615010		2400 2800	CERES BONGO WIDE <u>GWK-23A=(GWKR-216A)</u>
GWK-24A OVN0115100 OVN0115100B OVN0115100C		2700	BESTA 2.7 <u>GWK-24A=(GWKR-217A)</u>
GWK-25A OK90015010 OK90015010G OK91715010	F804	1789	ROCSTA 1.8i (93.06-) <u>(GWKR-215A)</u>
GWK-26A 25124-2X000		1500 1600	RIO (01-02) (03-04)
GWK-27A K80015010 072715100C			<u>GWMZ-27A=(GWKR-211A)</u>
GWK-31A KKY0115010D OK30C15010A OK93015010A 25100-2X100	B1 B3 B5	1138 1324 1493 1598 1500	PRIDE [DA] 1.1i (91.01-94.09) PRIDE [DA] 1.3i (90.01-00.07) RIO [DC] 1.3 (00.09-05.02) RIO [DC] 1.5 (00.09-05.02) SEPHIA [FA] 1.5 (96.02-) SEPHIA [FA] 1.6 (95.01-) AVELLA SOHC <u>GWMZ-31A=(GWKR-205A)</u>









KOREAN CAR (KIA) WP

PART NO.	APPLICATION GUIDE			
GWK-32A 0FE1H15010G 0FE1H15010H	SOHC	2000	CREDOS 2.0 SOHC CONCORD <u>GWMZ-32A=(GWKR-209A)</u>	
GWK-40A 8AW215100 9AW215100 K43115010		3500	JUMBO <u>GWMZ-40A=(GWKR-212A)</u>	
GWK-52A RF951-5010 E7FZ-8501B	R2	2184	BESTA 2.2D (96.02-) <u>GWF-52A=(GWKR-210A)</u>	
GWK-71A OK93715010 8AB515010A 8AB815010A E9JY8501B	OK280 DOHC	1498	SHUMA[FA] 1.5 (97.10-01.03) SEPHIA II AVELLA DOHC <u>GWF-71A=(GWKR-207A)</u>	





MAZDA

PART NO.	APPLICATION GUIDE			
GWMZ-01A 0222-15-010/C/D	UB	1500	LUCE	SU4/D/N (66.01-70.12) 
GWMZ-02A 0305-15-010 0305-15-010C/D/E 0305-99-151 0315-15-010/D	UB NA VC VB	1500 1600 1800	BONGO CAPELLA COSMO GRAND FAMILIA LUCE PROCEED	SUAV (67.04-73.03) SVA (68.10-73.03) SUA (70.01-73.03) SNA (70.03-74.01) SU2A (70.09-73.11) BNA61 (71.01-76.10) SU4A/4AV (72.01-73.07) LA2VV (73.09-76.01) SN3AV (73.09-78.03) SN3A (73.09-78.06) SV2A (74.02-75.06) LA2VS (74.03-76.01) PE2N6 (77.02-79.10) CD2VC (77.03-79.12) BA2N8/N9 (77.07-83.09) FE2V6 (77.08-77.09) LA4VS (77.09-81.07) CB2NS (78.09-80.08) BA2V8H (78.09-82.02) CB2VS (78.10-82.09) HBPH8 (81.07-83.10) 
GWMZ-03A 0324-15-010/A/B/C 0324-15-010D/E 0324-15-131 0324-15-140A 0324-99-151/A 8AS4-15-010/A	PC TC UC	1000 1300 1400	BONGO FAMILIA PRESTO GRAND FAMILIA PROCEED	SPC,SPCV,FA3PS (70.01-78.02) FA2T(3T/4TS/4TV) (70.01-85.12) STC,STCV (71.07-78.07) BTA67 (72.03-76.12) BA2T8 (77.07-78.09) EA4US,FA4UV (78.03-85.12) BA2U8 (78.09-83.12) SS48V (83.09-87.08) SE48TF,SS48VF (83.09-87.09) SS48V,SE48T (83.09-90.08) SE48T (84.02-87.08) 
GWMZ-07A 0259-15-010/A 0259-15-020 0777-15-010B	PB TA/TB	1000 1200	FAMILIA PRESTO	BPAV,BPB,BPC (68.01-73.12) SP2A/2E,MP2A/2H (68.01-73.12) BPA55,BTA65 (70.01-73.12)  <p>●Aluminum body</p>
GWMZ-08A 0706-15-010G				DISCONTINUED




MAZDA

PART NO.	APPLICATION GUIDE				
GWMZ-10A 0381-15-010/A/B/C 0381-99-151/A	MA	2000	CAPELLA COSMO LUCE	CD3MC LA4MS LA4MV CB2MS HBPHE/SHE HBSHE	(77.03-81.03) (77.09-81.09) (79.01-88.12) (79.03-82.07) (81.07-83.10) (81.08-83.10) GWMZ-10A=(GWMZ-12A) ●Aluminum body 
GWMZ-13A* (0636-15-010 0750-15-010/C 1363-15-010 1363-15-100/A 8363-15-010 W/HOUSING NO.)	XA XB HA DIESEL	2500 2700 3000	E-2000 TITAN PARKWAY	EXA12/32/35 EXB12/43 EXA12/13/43 EXR15 TA3H1 TA3H4	(66.02-71.05) (71.06-73.03) (71.11-77.02) (76.07-80.09) (77.03-80.09) (77.03-80.09) GWMZ-13A=(GWMZ-15A) ●Aluminum body 
GWMZ-14A 0552-15-010G GE19-15-010	UA VA	1500 2000	CRAFT TITAN PARKWAY	DUC9 EVB12/13/43	(71.07-77.06) (71.06-79.12) 
GWMZ-18A* (1757-15-010B/C/E 1757-15-920B 1757-15-130B/D 1757-23-920/A/B/G 1757-23-925B/F 3648-15-130A/B/C/D 3648-15-130E/F/G 8553-15-010B/E/F 8872-15-010A/B/D/E N225-15-010I N232-99-153A W/HOUSING NO.)	12A 13B	1146 1308	CAPELLA COSMO LUCE RX-5 RX-7 SAVANNA	LA22S LA33S/33W S124W S124A SB12S CD22C CD23C LA42S LA43S SA22C HB3S HBSN2	(73.11-77.05) (73.12-77.09) (74.01-76.10) (74.01-77.04) (74.02-77.03) (75.10-78.01) (75.10-81.08) (77.09-78.03) (77.09-81.07) (78.03-85.10) (81.08-87.12) (81.08-90.05) 
GWMZ-21A* (8AB1-15-010 8AB2-15-010 8ABT-15-010A E301-15-010A/B/C/D/F E5B6-15-010/A/B W/HOUSING NO.)	E3 E5	1300 1500	FAMILIA LASER	BD1031,BF3P,BD1051,BF5P BF5V BF5PF/RF/VF/SF BD1051,BF5P/S BF3PF,BF3VF BF3V BW3W,BW5W	(80.05-87.02) (80.05-94.12) (82.10-87.02) (82.12-87.02) (84.02-87.02) (85.11-94.08) (89.10-94.08) 
GWMZ-22A 8AW1-15-100/A 8AW3-15-100/A/B SE01-15-100 SEA1-15-100/B	XA HA DIESEL	2500 3000	TITAN PARKWAY	WEWOF1/XOF1/YOF1/YOF2 WEWO51,WE5AT WVLSF/F4B WEF4C/F4D/F4H/F4T WEFA/FAE/FAT/FAX WEFAD/AT WE5AT WG5AT WGFAT WGFAD	(80.09-83.02) (80.09-90.08) (81.10-) (83.03-94.12) (83.03-94.12) (84.01-89.05) (87.02-89.05) (89.04-92.01) (89.04-95.05) (89.05-92.01) 







MAZDA

PART NO.		APPLICATION GUIDE				
GWMZ-24A 3299-15-010		1500	ECONO VAN TIWAN			
GWMZ-25A 8AG3-15-010/B/D 8AG3-15-100 8AG7-15-010/A F801-15-010A/B/C/D OK900-15-010/A/G OK917-15-010 RFG1-15-100		F6 1600 F8 1800 FE 2000 RF	BONGO CAPELLA COSMO SPECTRON TELSTER	GC8PF,GCEPF(EGI) GC6P,GC6PF,GC8P,GCEP SDATF,SREAN/EAVF,SR89V/89T SRE9W/EAV GC8J SS88WF/RF SS88W HBEP/ES SD89T,SDEAT SS88M/88R GVFR/FW GVFV	(82.09-) (82.09-85.02) (83.05-85.02) (83.05-87.08) (83.08-85.02) (83.09-85.02) (83.09-87.09) (83.09-90.05) (83.12-87.08) (84.10-87.08) (92.08-94.10) (92.08-99.04)	
GWMZ-26A 1345-15-010A		2G23 550 G23B	PORTER CAB PC4D PC56T	(77.03-82.11) (82.11-84.10)		
GWMZ-27A 0727-15-100C K800-15-010			(for KOREA)			
GWMZ-28A 1456-15-010 K590-15-010 K756-15-010 OK590-15-010 OK756-15-010		S2 2200 DIESEL	BONGO LUCE	BA2S8/2S9/2S8H/2S9H LA4SS	(79.09-83.12) (80.07-81.07)	
GWMZ-29A 8AG1-15-010A/B FE79-15-010B/C/E/J OFEIH-15-010G		F6 1600 F8 1800 FE 2000	BONGO CAPELLA COSMO LUCE SPECTRON TELSTER	HBEJ SR89V SRE9W/EAV GC8J SS88W/88R HBEP/ES SD89T,SDEAT GC6PF GC6P,GC8P,GCEP SD89TF,SS89VF,SREAV/E9W/EAT/E9V SDATF,SREAN/EAVF,SR89V/89T/88M SRE9V SREAM SE88M	(82.09-90.04) (83.05-87.08) (83.05-87.08) (83.08-87.05) (83.09-87.09) (83.09-90.05) (83.12-87.08) (85.02-) (85.02-87.05) (85.02-87.09) (85.02-90.08) (85.07-87.08) (85.08-87.08) (85.09-87.08)	





MAZDA

PART NO.	APPLICATION GUIDE			
<p>GWMZ-30A*</p> <p>0K710-15-010/A 21010-HC225 8AG2-15-100B 8AG6-15-010/A R201-15-010B/A/C R2S2-15-010B RF01-99-154/A RF03-15-010B RF95-15-010/B/C</p> <p>W/HOUSING NO.</p>	<p>RF 2000 R2 2200 S2</p> <p>DIESEL</p>	<p>BONGO SD2ATF/29TF/29VF (83.05-) CAPELLA SR2AOF/29VF (83.05-) PROCEED SE28,SD29,SD2A,SR2A (83.05-94.12) SPECTRON SR29V/2AV,SEF8T,SS28 (83.05-94.12) TELSTER SSF8V/W,SEF8T (83.05-94.12) SRF9W (83.05-95.09) SR29V,SR2AV (83.05-97.05) GCFP/J (83.08-87.07) SSF8V (83.09-95.09) SSF8W (83.09-99.05) GCEPF (83.10-) SD29T,SD2AT (83.12-99.06) SS28M (86.11-87.08) SS28R (86.11-90.02) SSF8TF,SSF8VF,SSF8WF (87.09-94.12) SR2AM (87.09-97.05) SE28M,SS28M (87.09-99.05) SD29M (87.09-99.06) SSF8R (89.01-99.05) SD2AM (90.08-99.06) SS28V (93.08-99.05) SE28T (93.09-99.05) TF31W (95.01-96.09) TJ31W (95.01-97.11) SE28M/T,SS28H/28M/28V (96.09-99.05) TJ32W (98.02-99.09) SK22L/22M/22T/22V (99.05-03.12) SK24L/24T/26L/26T (99.06-00.10)</p>		
<p>GWMZ-31A</p> <p>0K930-15-010A 8AB3-15-010/B 8AB4-15-010/A 8AB7-15-010 8AD2-15-010/A B301-15-010 B33G-15-010 B3C7-15-010/A/B B630-15-010/A/D</p>	<p>B1 1100 B3 1300 B3E 1500 B3ME 1600 E3 B3Mi B5 B5E B5Mi B6</p>	<p>CAPELLA DA1PF,DA3PF/3VF (86.02-94.12) DEMIO BFMR,BFSR (87.01-89.02) ETUDE BFMP,BFTB,BFTP (87.02-89.02) FAMILIA BFSP (87.02-90.12) FESTIVA BFMPF/RF,BFSPF/RF (87.03-89.03) LASER BFTPF,BG3PF (87.03-94.12) REVUE BWMR (87.04-94.08) GD6P (87.07-91.10) GV6V (88.01-99.04) BG6RF (89.01-94.12) BG5P/5S (89.02-94.04) 8G5P/S,BF6M,BWMR/Z (89.02-94.12) BG3P,BW3W (89.02-94.12) BG3P/3S,BG6R (89.02-96.01) BG5PF (89.03-94.12) BG6Z (89.08-94.03) BF6M (89.10-94.08) BW3W (89.11-94.12) DB3PA,DB5PA (90.08-99.02) DW3W,DW5W (96.07-02.07) BHA3P/3S (96.08-99.05) BJ3P (98.04-02.08)</p>		
<p>GWMZ-32A</p> <p>8AH2-15-010/A/B 8AK1-15-010/A/B 8AS6-15-010 FEMJ-15-100/R</p>	<p>F8 1800 FE 2000</p>	<p>BONGO HCEP (86.09-94.12) CAPELLA GD8J/8P/8S/8Y (87.05-89.07) LUCÉ SD89 (87.09-94.12) SPECTRON SRE9W/EAVF,SDEAT/AV (87.09-94.12) TELSTER SS88MF,SD89T/89D,TF (87.09-94.12) SDEATF,SS88M,SR89V (90.08-94.12) SGEW (95.05-97.11)</p>		








MAZDA

PART NO.	APPLICATION GUIDE			
GWMZ-34A 0290-15-010A	MA	2000	CAPELLA LUCE COSMO EXPORT MODEL	(77.01-) 
GWMZ-35A 8AB5-15-010/A 8AB8-15-010 8ABS-15-010 8AD1-15-010 B660-15-010B/C/E/R OK937-15-010	B6 B5 BP	1500 1600	ETUDE BFMR (85.10-89.02) EUNOS 100 BFMP (85.10-90.12) EUNOS ROADSTER BG6S (89.02-91.01) FAMILIA BG5P/5S (89.02-94.04) LASER BG6P (89.02-94.12) ROADSTAR BG6RF,BG8RF (89.03-94.12) NA6CE (89.06-94.12) BG8R/8Z (89.08-94.12) BG5PE,BG8PE (89.10-94.12) BG8P (90.03-94.04) BG8S (90.11-94.04)	
GWMZ-36A 8AH3-15-010/A/C/D 8AH3-15-010B/E 8AL2-15-010	JF JE	2000 3000	LUCE HCFS (86.09-94.12) MPV LVEW (89.11-95.10)	
GWMZ-37A ZZM1-15-010 ZZMA-15-010	RF R2	3000	PICK-UP TRUCK B3000	(94.01-94.12) 
GWMZ-38A 8AL1-15-010/A/B G601-15-010C/D	G5 G6	2500 2600	MPV UF66M (89.11-99.02) PROCEED UV66R (90.12-96.01) LV5W (94.12-99.05) UV56R (96.02-99.02)	
GWMZ-39A 8ABB-15-010/A/B B6BF-15-010F B6BFE-15-010A/B B6BFE-15-101A	B5 Z5 B6 B6ZE BP BPVE BPZET	1500 1600 1800	FAMILIA CBA8P (93.08-97.06) LANTIS NA8C (93.08-97.11) LASER BHALP/LS (94.05-95.07) ROADSTAR BHA5P/5S (94.05-96.10) BHA8P (94.05-98.04) BHA8S (94.05-99.05) BHA6R (94.09-98.05) NB6C,NB8C (97.12-05.08)	



MAZDA

PART NO.	APPLICATION GUIDE			
<p>GWMZ-40A*</p> <p>8AW2-15-100/A 8AW4-15-100/A 8AW8-15-010 8AW8-15-100 9AW2-15-100 SL01-15-100D SLA1-15-100A SLE1-15-100</p> <p>W/HOUSING NO.</p>	<p>SL 3500 TF 4000</p>	<p>PARKWAY WEL4C/4H/4T,WELAE/AM/AT (84.01-87.02) TITAN WEL1D,WEL7T,WELAT (84.01-89.05) WEL4D/LAC/LAD/LAK/LAN/LAT (84.01-89.05) WELAC/LAD/LAK/LAN (84.01-89.05) WELAF (84.03-89.05) WEL4C/4H/4M/4T,WELAE/AM (87.02-89.05) WGL4H/4S (89.04-91.12) WGL4M,WGLAM (89.04-91.12) WGL4H/L4T/L7H/L7T (89.04-94.12) WGLAN (89.05-92.01) WGLAD/LAF/LAT (89.05-94.12) WGT4H/T4T/T7H/T7T (89.05-94.12) WGTAD/TAE/TAK/TAT (89.05-94.12) WGLAK (90.07-92.01)</p>		
<p>GWMZ-41A</p> <p>8AG9-15-010 FS01-15-010F</p>	<p>FS 2000 FSDE FSZE</p>	<p>CAPELLA CPEW (01.06-05.02) CLEF BJFP (01.12-03.09) CRONOS GESRF (91.10-94.07) FAMILIA GESR (91.11-96.04) MPV GESRA (92.04-94.07) MS-6 CG2SP/SR (94.07-97.06) PREMASY GFEP/ER (97.06-02.03) TELSTER GWER/EW (97.10-02.05) LWEW (99.05-02.04) BJFW (99.06-03.09)</p>		
<p>GWMZ-42A</p> <p>8AE2-15-010</p>	<p>K8 1800 KF 2000 KL 2500</p>	<p>CLEF EC8SE (91.01-93.12) CRONOS GEEPA (91.01-94.12) EUNOS 500 GE8P,GEEP (91.09-94.07) EUNOS PRESSO GE5B,GEEB (91.11-94.05) EUNOS ROADSTER CA8PE,CAEPE (91.12-94.02) LANTIS MB5A/5P,MBEP (92.01-94.06) MS-6 GE5PF (92.01-94.12) MS-8 GE5P,GE5PA (92.04-94.07) MX-6 CBAEP (93.08-95.07) TELSTER</p>		
<p>GWMZ-43A</p> <p>8AK2-15-010 KL47-15-010/C</p>	<p>K8 1800 KF 2000 KFZE 2500 KL KLZE</p>	<p>AZ-3 EC8SE (91.01-93.12) CAPELLA EC8S (91.01-98.01) CRONOS GEEP (91.09-96.04) EUNOS 500 GE8P (91.10-94.07) EUNOS 800 GE5B (91.11-96.01) EUNOS PRESSO CA8PE,CAEPE (91.12-94.02) EUNOS ROADSTER GE5PF (92.01-92.12) LANTIS MB5P,MBEP (92.01-98.02) MILLENNIA GE5P (92.04-96.04) MS-6 TA5Y/5Z (93.08-96.05) MS-8 CBAEP (93.08-97.06) MX-6 TA5A (93.08-98.07) TELSTER CA8P,CAEP (94.02-96.01) GE5S,GEES (94.05-96.01) TAFP (98.06-02.10)</p>		

MAZDA

PART NO.		APPLICATION GUIDE			
GWMZ-44A ZZM3-15-010 1F00-15-010 RFF5-7E-8505 RFFS-7E-8505 ZZP0-15-010/A	2300	B2300 PICKUP		(95.01-97.12)	
		GWMZ-44A=(GWF-84A)			
GWMZ-45A ZZM7-15-010	3000	B3000 PICKUP		(95.01-98.12)	
		GWMZ-45A=(GWF-85A)			
GWMZ-46A 1N00-15-010 1N05-15-010 1N19-15-010	CD20 2000 DIESEL	ETUDE FAMILIA BWEY10		(94.01-) (94.08-96.09)	
		GWMZ-46A=(GWN-52A)			
GWMZ-47A 97TM-85-05A ZZL0-15-010/A ZZM5-15-010	4000	B4000 PICKUP NAVAJO V6		(94.01-98.12) (91.01-94.12)	
		GWMZ-47A=(GWF-77A)			
GWMZ-48A 8AC4-15-010 8AL4-15-010A JE96-15-010B	JE 3000	MPV LVEW		(95.10-99.05)	
GWMZ-49A 8AL4-15-100/110 8ALA-15-100A WL11-15-100E WL81-15-100A	WL 2500 DIESEL	BONGO SY54L/54T/56L/56T MPV LVLR,LVLW PROCEED UVL6R TITAN SD59M/59T/5AM/5AT,SR59V/5AM/5AV SK54L/54T/56L/56T SK54V/56M/56V/5HM/5HV		(00.10-04.08) (95.10-99.05) (96.02-99.02) (97.04-99.06) (99.06-00.10) (99.06-04.11)	
GWMZ-50A* (8AG4-15-010/A 8AGA-15-010 W/HOUSING NO.)	RF 2000	CAPELLA GDFF CRONOS GVFF MS-6 GVFW GEFF GVFR		(87.07-91.10) (88.01-99.04) (89.05-97.10) (92.04-96.04) (92.08-97.10)	
GWMZ-51A 8AB6-15-010 8AB9-15-010/A PN11-15-010A PN40-15-010	PN 1700 DIESEL	FAMILIA BF7P LASER BF7V PF7V,BG7P,BW7W BG7PF		(85.07-89.02) (85.11-94.08) (89.02-94.12) (89.03-94.12)	








MAZDA

PART NO.	APPLICATION GUIDE					
GWMZ-52A 8AW5-15-100 8AWA-15-100/A TF04-15-100A/B	TF TM	4100 4600	TITAN	WGT4H/7H/7T WGT4T,WGTAE/AT WGT1D,WGTAD/AK WGM4H/4S/4T/7H/7T WGM1D,WGMAD WGMAF WGE1T/4T,WGEAD/AH/AT,WGFAK	(89.04-91.12) (89.04-95.05) (89.05-95.05) (91.12-95.05) (92.01-95.05) (93.06-95.05) (95.05-00.05)	
GWMZ-53A 8AH7-15-010C JE48-15-010E	J5 JE	2500 3000	MS-9 SENTIA	HD5S HDES HD5P HDEP HEEA HEEP	(91.03-96.01) (91.03-96.01) (93.11-96.01) (93.11-96.01) (95.10-00.09) (97.09-00.09)	
GWMZ-54A* (AJY1-15-010 GY01-15-010B) W/HOUSING NO.	GY AJ	2500 3000	MPV TRIBUTE	EPFW LWFW LW5W	(00.11-03.12) (02.03-03.10) (99.05-02.04)	
<u>GWMZ-54A=(GWF-91A)</u>						
GWMZ-55A ZL01-15-010A 8ABC-15-010 8ABE-15-010	B5 Z5 ZL ZLDE ZLVE	1500	FAMILIA	BHA5P/5S BHALP BHALS BJ5W BJ5P	(95.06-96.10) (95.06-98.09) (95.06-99.05) (98.04-03.09) (98.04-14.01)	
GWMZ-56A 8AG2-15-010/A/B/C FE3P-15-100	F8 FE FEM FEN	1800 2000	CAPELLA EUNOS 300 PERSONA	GDEA/EP/ES GDER GDEB MAEP GD8A/8B/8P/8R/8S MA8PE,MAEPE MA8P GVER GV8W GVEW	(87.05-91.10) (87.07-91.10) (88.02-91.10) (88.10-92.03) (89.04-91.10) (89.11-92.03) (90.02-92.03) (90.08-97.10) (92.08-97.10) (96.06-97.10)	
GWMZ-57A ZJ01-15-010A/B	ZJVE ZJVEM ZYVE	1300 1500	AXELA DEMIO VERISA	DY3W,DY5W BK5P DY3R,DY5R DC5R/W DE3AS/3FS,DE5FS BL5FP/FW	(02.06-07.05) (03.10-14.01) (03.11-07.05) (04.06-14.01) (07.05-11.06) (09.06-11.08)	
GWMZ-58A L327-15-100/A L3G2-15-100 L3VDT L3 L3DE LF01-15-100/A LF52-15-100/A LF70-15-010	LFDE L3VE L3VDT L3 L3DE	2000 2300	ATENZA AXELA CX-7 MPV PREMASY TRIBUTE	LW3W GG3P/3S,GGEP/ES GY3W,GYEW BK3P,BKEP CR3W,CREW LY3P ER3P	(02.03-05.12) (02.05-05.06) (02.06-05.06) (03.10-06.05) (05.02-07.08) (05.12-14.01) (06.12-14.01)	




MAZDA

PART NO.		APPLICATION GUIDE				
GWMZ-59A* (1A01-15-010A 1A02-15-010A) W/HOUSING NO.	K6A 660	AZ OFFROAD MD21S		(98.10-00.11)		
		AZ WAGON JM23W		(98.10-02.01)		
		CAROL HB22S		(98.10-99.10)		
		LAPUTA HP21S		(99.03-01.03)		
		<u>GWMZ-59A=(GWS-27A)</u>				
GWMZ-60A* (1A05-15-010A 1A61-15-010B) W/HOUSING NO.	K6A 660	AZ WAGON HP21S		(00.10-01.03)		
		CAROL CY51S,CZ51S		(97.04-98.09)		
		LAPUTA HB22S		(98.10-00.12)		
		MD21S		(99.10-00.11)		
		<u>GWMZ-60A=(GWS-28A)</u>				
GWMZ-61A* (1A12-15-010C 1A17-15-010A) W/HOUSING NO.	K6A 660	AZ WAGON HB22S		(00.12-02.04)		
		CAROL MD22S		(00.12-03.09)		
		LAPUTA HB23S		(00.12-04.09)		
		SPIANO HP22S		(01.04-05.12)		
		HF21S		(02.02-08.09)		
		<u>GWMZ-61A=(GWS-32A)</u>				
GWMZ-62A* (1A13-15-010C 1A18-15-010B) W/HOUSING NO.	K6A 660	AZ WAGON MD22S		(01.11-03.09)		
		LAPUTA HP22S		(01.11-05.12)		
		SPIANO HF21S		(02.10-08.09)		
		<u>GWMZ-62A=(GWS-35A)</u>				
GWMZ-63A* (1A09-15-010D) W/HOUSING NO.	K6A 660	SCRUM DG62T		(01.09-02.05)		
		DG62V/62W		(01.09-05.09)		
		DG63T		(02.05-14.01)		
		<u>GWMZ-63A=(GWS-37A)</u>				
GWMZ-64A AZ01-15-010/11/12/13 AZ12-15-010/A/B AZ13-15-010/A	F6A 660	AZ WAGON AA6PA/RA		(90.02-95.10)		
		AZ-1 PG6SA		(92.10-96.05)		
		CAROL CY21S,CZ21S		(94.07-98.06)		
		AC6P/6R		(95.10-98.09)		
		<u>GWMZ-64A=(GWS-19A)</u>				
GWMZ-65A 1A00-15-010 1A03-15-010	F6A 660	AZ WAGON HB12S,MD11S		(98.10-99.10)		
		CAROL DG52T/52V,DH52T/52V		(99.01-99.12)		
		LAPUTA HP11S		(99.03-99.10)		
		SCRUM DG52W		(99.12-00.05)		
		<u>GWMZ-65A=(GWS-25A)</u>				
GWMZ-66A 1A04-15-010 1A06-15-010	F6A 660	AZ WAGON MD12S		(00.12-01.10)		
		CAROL HP12S		(01.04-01.10)		
		LAPUTA HP11S		(99.03-01.03)		
		SCRUM HB12S,MD11S		(99.10-00.11)		
		DG52T/52V,DH52T/52V,DG52W		(99.12-01.09)		
		<u>GWMZ-66A=(GWS-26A)</u>				

MAZDA

PART NO.	APPLICATION GUIDE					
GWMZ-67A* (1A14-15-010 1A14-15-010A/B/C/D) W/HOUSING NO.	K6A	660	AZ WAGON CAROL	MJ21S HB24S MJ22S MJ23S	(03.10-07.05) (04.09-09.12) (07.02-08.09) (08.09-14.01)	
<u>GWMZ-67A=(GWS-38A)</u>						
GWMZ-67AH 1A14-15-010 1A14-15-010A/B/C/D	K6A	660	AZ WAGON CAROL	MJ21S HB24S MJ22S MJ23S	(03.10-07.05) (04.09-09.12) (07.02-08.09) (08.09-14.01)	
<u>GWMZ-67AH=(GWS-38AH)</u>						
GWMZ-68A* (1A15-15-010 1A15-15-010A/B/C) W/HOUSING NO.	K6A	660	AZ WAGON	MJ21S MJ22S MJ23S	(03.10-07.05) (07.02-08.09) (08.09-14.01)	
<u>GWMZ-68A=(GWS-39A)</u>						
GWMZ-68AH 1A15-15-010 1A15-15-010A/B/C	K6A	660	AZ WAGON	MJ21S MJ22S MJ23S	(03.10-07.05) (07.02-08.09) (08.09-14.01)	
<u>GWMZ-68AH=(GWS-39AH)</u>						
GWMZ-69A 8AG8-15-010 FP01-15-010/F/G	FP FPDE	1800 1800	CAPELLA EUNOS 500 FAMILIA PREMASY	CAPP CG2PP GF8P GW8W BJ8W CP8W	(94.02-96.01) (94.07-97.06) (97.06-02.03) (97.10-02.05) (98.05-00.10) (99.02-05.02)	
GWMZ-70A 21011-HA101 RF2A-15-100A/B/C	RF	2000	BONGO CAPELLA PREMACY TITAN	SKF2L/2M/2T/2V SYF4L/4T/6L/6T SKF6M/FHM/FHV SKF6V GFFP GWFW	(03.12-14.01) (04.08-14.01) (04.11-07.08) (04.11-14.01) (98.06-99.10) (98.07-99.10)	
GWMZ-71A 21010-HC400/425 21010-HC426/7 21010-J2004 21011-HC400 8AH2-15-010/A/B 8AH4-15-010 8AK1-15-010/A 8AS6-15-010/A E92Z-8501A F02Z-8501A FEMJ-15-100	F8 F8E FE FEE FEC F2	1800 2000 2200	BONGO BONGO CAPELLA LUCE PERSONA TITAN	SYE4T,SYE6T SSE8R/8W GD8P SRE9W SE88M,SS88M SD89T,SDEAT,SREAV GD8A/8B HC2J SS88V SE88T SS88H SGE3 SK82L/82M/82T/82V SKE4T/6T SKE6V	(00.10-14.01) (86.11-95.09) (87.05-91.10) (87.09-95.09) (87.09-99.05) (87.09-99.06) (88.02-89.06) (92.03-95.12) (95.08-96.09) (95.08-99.05) (96.09-99.05) (97.11-05.11) (99.05-14.01) (99.06-00.10) (99.06-14.01)	

MAZDA

PART NO.	APPLICATION GUIDE					
GWMZ-72A* (1A20-15-010A) W/HOUSING NO.	K6A	660	SCRUM	DG64V/64W	(05.09-14.01) <u>GWMZ-72A=(GWS-42A)</u>	
GWMZ-72AH 1A20-15-010A	K6A	660	SCRUM	DG64V/64W	(05.09-14.01) <u>GWMZ-72AH=(GWS-42AH)</u>	
GWMZ-73A* (1A21-15-010) W/HOUSING NO.	K6A	660	SCRUM	DG64V/64W	(05.09-14.01) <u>GWMZ-73A=(GWS-43A)</u>	
GWMZ-73AH 1A21-15-010	K6A	660	SCRUM	DG64V/64W	(05.09-14.01) <u>GWMZ-73AH=(GWS-43AH)</u>	
GWMZ-74A 8AK3-15-010B KJ01-15-010H KJ01-15-106A	V6	2.3	MILLENNIA		(95-02)	
GWMZ-75A 2S7Z 8501-BG 2X4Z 8507-BA 5L8Z 8501-A 5M8Z 8501-A 5M8Z 8501-B AJ03-15-010G AJ57-15-116	V6	3.0	FORD	ESCAPE	(05-08)	
	V6	3.0	FORD	FUSION	(06-09)	
	V6	3.0	MERCURY	MARINER	(05-08)	
	V6	3.0	MERCURY	MILAN	(06-09)	
	V6	3.0	MPV		(04-06)	
	V6	3.0	MERCURY	SABLE	(03-05)	
	V6	3.0	FORD	TAURUS	(04-06)	
	V6	3.0	MAZDA	TRIBUTE	(05-08)	
	V6	3.0	LINCOLN	ZEPHYR	(06)	




MERCEDES BENZ

PART NO.	APPLICATION GUIDE		
GWBE-01A 115-200-0120/1220 115-200-1280 121-200-0320 121-200-0620 127-200-0220 1152000220 1152001620 1212001120 A1152000120	59-61 59-65 61-65 65-67 65-68 68-72 68-73 68-76 68-77 69-72	1900 2000 2200 2300 2500	190C,190DC 220B,220SB,220SEB 200,200D /8 (W114) .6(114.015) /8 (W114) /8 (W114) (114.010) /8 (W115) /8 (W115) (115.010) /8 (W115) D (115.110) /8 Coupe (W114) C (114.021) COUPE (W111) SEB (111.021) COUPE (W111) SE (111.021) HECKFLOSSE (W110) C (110.010) HECKFLOSSE (W110) DC (110.010) HECKFLOSSE (W110) HECKFLOSSE (W110) D (110.010) HECKFLOSSE (W110) (110.011) HECKFLOSSE (W111) B (111.010) HECKFLOSSE (W111) SB (111.012) HECKFLOSSE (W111) SEB (111.014) HECKFLOSSE (W111) S (111.010)
GWBE-02A 110-200-0120/0920 110-200-0980 115-200-0020 115-200-1520/80 121-200-0920 1102001720 1102010101 1152001820 1212001020 6172000620	67-71 67-72 68-71 68-72 68-73 68-74 68-76 68-77 69-72 72- 72-76 72-77 72-80 73-76 73-77 74-76 74-81 74-85 76-79 76-80 76-81 76-85 77-80 77-82 77-83 77-85 79-85 79-87 79-89 79-93 80-85 81-85 82-96	2000 2200 2300 2400 2500 2800 3000	200/8,200D/8,220/8,230/8 250/8,250CE/8 220D/8 250280 280S,280SE /8 (W114) .6(114.015) /8 (W114) /8 (W114) (114.010) /8 (W114) (114.023) /8 (W114) E (114.062) /8 (W114) D (115.115) /8 (W115) (115.010) /8 (W115) D (115.110) /8 (W115) .4 (115.017) /8 (W115) D (115.117) /8 (W115) D (115.114) /8 Coupe (W114) C (114.021) /8 Coupe (W114) C (114.023) /8 Coupe (W114) C (114.073) /8 Coupe (W114) CE (114.072) COUPE (C123) C (123.043) COUPE (C123) C Turbo-D (123.153) COUPE (W111) SE (111.024) G-CLASS (W460) G (460,2) G-CLASS (W460) GD (460,3) G-CLASS (W460) GE (460,2) HENSCHTEL 2-t 206 D KOMBI Estate (S123) T (123.083) KOMBI Estate (S123) T D (123.183) KOMBI Estate (S123) T D (123.190) KOMBI Estate (S123) T Turbo-D (123.193) PAGODE (W113) SL (113.044) Saloon (W123) Saloon (W123) (123.020) Saloon (W123) D Saloon (W123) D (123.120) Saloon (W123) D (123.126) Saloon (W123) E (123.223)



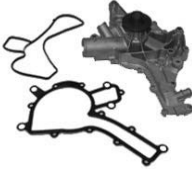
continued

MERCEDES BENZ






PART NO.			APPLICATION GUIDE
GWBE-02A			Saloon (W123) (123.023) Saloon (W123) D (123.123) Saloon (W123) D (123.130) Saloon (W123) Turbo-D (123.133) S-CLASS (W108,W109) S (108.016) S-CLASS (W108,W109) SE,SEL (108.018,108.019) S-CLASS (W116) S (116.020) S-CLASS (W116) SE,SEL (116.024) SL (R107) SL (107.042) SL Coupe (C107) SLC (107.022) T1 Box (601) 210 T1 Bus (601) 207 D T1 Bus (601) 208 T1 Bus (601) 210 T1 Flatbed/Chassis (601) 207 D T1 Flatbed/Chassis (602) 307 D 
GWBE-03A* 117-200-0001 117-200-0201 117-200-0301 117-200-0801 117-200-0202 117-200-0901 117-200-2801 117-200-3801 117-201-0201 A1172000301 A1172003801 W / THERMOSTAT NO.	68-72 69-71 70-72 71-72 71-80 72-80 73- 73-79 73-80 75-80 78-80	2800 3000 3500 4500 5000 6900	280SE,300SEL,3.5 & 4.5 Litre 450SE/SEL/SL/SLC CABRIOLET (W111) 280 SE (111.025) COUPE (W111) 280 SE (111.026) S-CLASS (W108,W109) 280 SE,SEL (108.057, 108.058) S-CLASS (W108,W109) 300 SEL (109.016) S-CLASS (W108,W109) 300 SEL (109.056) S-CLASS (W116) SE,SEL (116.024) S-CLASS (W116) SE,SEL (116.028,116.029) S-CLASS (W116) SE,SEL (116.032) S-CLASS (W116) SE,SEL (116.033) S-CLASS (W116) 450 SEL (116.036) SL (R107) SL (107.043) SL (R107) SL (107.044) SL Coupe (C107) SLC (107.023) SL Coupe (C107) SLC (107.024) SL Coupe (C107) 450 SLC (107.026) 
GWBE-04A 111-200-0401 111-200-4001 111-201-0401	(92-93) (93-00) (93-98) (96-02) (98-05)	1800 2000 2200 2300	220CE,220TE,200E,220E C200,C180 E220,E200,E200T,E220T ML230 SLK200,CLK200 

MERCEDES BENZ





PART NO.	APPLICATION GUIDE		
GWBE-05A 112-200-0201 112-200-0401 112-200-1401 112-202-0110 112-200-1101 112-200-0123	(00-04) 2800 (00-05) 3200 (04-) 4300 (96-03) 5500 (97-00) (97-01) (97-02) (97-03) (98-02) (98-05) (99-03) (99-06)	2800 3200 4300 5500	E320T E430,E320,E55AMG,CLK320 E430T,E55TAMG C280,C320 C280T,C43AMG C55AMG,SLK55AMG CLK430,ML320 CLK55AMG ML430 ML55AMG CL500,S55AMG SLK320
GWBE-06A 1022000520 1022000620 1022000920 1022003901 1022004901 1022005001 1022006201		2300	190 (82-93) COUPE 230 CE,230 CE KAT (87-92) 200 T/TE,230 E/TE,200 /E (84-93)








MITSUBISHI

PART NO.	APPLICATION GUIDE		
GWM-01A 25100-11010 K485050-0 MD001300	4G36 1200 4G30 1300 4G33 1400 3G31 1500 4G32 1600 G32A 1700 4G35	ETERNAΣΛ A51/A52 (69.01-71.12) FOT A53/63 (70.01-75.10) GALANT A54/62 (71.01-73.12) GALANTΣΛ A55C (72.01-76.04) GTO A73 (73.01-75.11) LANCER CELESTE A72A/V (73.01-77.05) A112/117 (73.05-76.04) (HYUNDAI) A77 (75.01-80.12) PONY A75A (75.10-77.05) STELLA A121 (76.05-76.12)	
GWM-01A=(GWCR-08A)			
GWM-02A K435080 MD011300	4G42 1200 4G41 1400	DELICA T120/121 (71.01-79.06) LANCER CELESTE A71 (73.08-76.10)	
GWM-12A MD009000 MD009019 MD041050 MD997077 MD997610	4G36 1200 G33B 1400 4G33 1600 G32B 1800 4G32 G62B	DELICA A121/131/161 (77.01-84.03) COLT A143A (77.06-78.03) ETERNAΣΛ A144,A72V (77.06-79.03) FORTE L13P,L31PV,L32P/34P/32PV (79.06-82.09) GALANTΣΛ L33P/33PV/33PW (79.06-89.12) LANCER CELESTE L63P/63PV/63PW,P2,P12 (79.06-89.12) SAPPORO L35GV/35PW/35GW (80.10-81.08) L36P/36PV,R01 (82.10-89.08) L036P,P01V,L063P,P02V (86.04-94.05) P12V (86.08-93.06)	
<div style="border: 1px solid black; display: inline-block; padding: 2px; margin: 5px 0;"> US APPLICATION DODGE COLT,CHALLENGER,PLYMOUTH ARROW 1600 K&Z eng 78-90 </div>			
GWM-12A=(GWCR-09A)			
GWM-13A MD021490 MD093608 MD975292 MD997082 MD997157 MD997158 MD997178 MD997616	4G51 1800 4G52 2000 G51B 2600 G52B 4G05 4G54 G54B	DEBONAIR A114 (75.10-76.04) ETERNAΣΛ A32 (76.04-78.04) FORTE A122,A123 (76.05-77.08) FOT A132 (77.08-79.12) GALANT A133 (77.08-80.10) GALANTΣΛ A33 (78.04-86.07) GTO A135/166 (79.01-) LANCER CELESTE A146A (79.06-80.12) PAJERO L22G (80.09-82.08)	
<div style="border: 1px solid black; display: inline-block; padding: 2px; margin: 5px 0;"> US APPLICATION TRUCK D50, RAN50 PLYMOUTH SAPPORO,ARROW 2000 U eng, 2660 F&W eng 76-82 </div>			
GWM-13A=(GWCR-10A)			
GWM-13F MD021502 MD034204	4G51 1800 4G52 2000 G51B 2600 G52B 4G54 G54B	DEBONAIR A114 (75.10-76.04) DELICA A122/123 (76.05-77.08) ETERNA A132/133 (77.08-80.10) GALANT A135/166 (79.01-) LANCER A146A (79.06-80.12) A32 (76.04-78.04) A33 (78.04-86.07)	






MITSUBISHI

PART NO.	APPLICATION GUIDE		
GWM-14A MD030751 MD997464	G11B 1200 G12B 1400	MIRAGE A151/152/155/156 (78.02-80.08) <div style="border: 1px solid black; padding: 2px; width: fit-content;"> US APPLICATION DODGE COLT PLYMOUTH CHAMP 1400 J eng 78-80 </div> <u>GWM-14A=(GWCR-11A)</u>	
GWM-15A			<div style="border: 2px solid black; padding: 5px; display: inline-block;"> DISCONTINUED </div>
GWM-16A MD030750 MD997075	G11B 1200 4G11 1400 G12B 4G12	COLT A141A (77.05-85.02) LANCER CELESTE A171A/148V (77.06-85.02) TREDIA A142A (78.03-79.03) A141V/142V (79.03-81.10) A172A (79.04-81.10) A149V (81.10-87.12)	
GWM-17A 25100-21000 25100-21010 25100-21020 25100-21030 25100-22010 25100-22012 25100-24030 25100-24040 25100-24060 25100-25010 MD030863 MD974649 MD997076 MD997609	G11B 1200 4G13 1300 G13B 1400 G12B 1500 4G15 G15B B15B G15	COLT A151/155/152/156 (80.09-83.10) CORDIA A115A (82.02-83.10) LANCER A211 (82.02-84.07) LANCER FIORE C12A/V/W,C32V (83.10-90.10) LIBERO C11A/V (83.10-94.12) MIRAGE C12V,C12W (85.01-94.12) MIRAGE ASTI C32V (86.08-94.12) TREDIA C51A/52A/62A/72A/82A4 (87.09-94.12) C61A (87.12-94.12) C82A (89.09-91.10) (HYUNDAI) CB2A (91.07-02.08) ACCENT CA2A,CB2A,CB1A (91.07-95.10) LANTRA CA1A (91.07-96.01) PONY CB1V,CD2V (92.04-02.08) S CB2W (93.12-02.08) TB <div style="border: 1px solid black; padding: 2px; width: fit-content;"> US APPLICATION DODGE COLT, CHALLENGER PLYMOUTH CHAMP, SAPPORO 80-82 1400 J eng </div> <u>GWM-17A=(GWCR-13A)</u>	
GWM-19A MD034152 MD974719 MD997078 MD997421 MD997485 MD997611 MD997619 MD997699	G32B 1600 4G32 1800 G37B 4G37	CHARIOT D02W (83.01-86.07) COLT E12A (83.08-96.01) CORDIA E11A (84.02-87.09) ETERNA E12AR (84.03-88.09) ETERNA SIGMA D05W (84.06-94.12) GALANT C37W (86.08-92.09) GALANT Σ E31A,E32A (87.08-92.05) LANCER FIORE E32AR (88.02-92.05) MIRAGE E37A (89.08-92.05) SPACE WAGON TREDIA <div style="border: 1px solid black; padding: 2px; width: fit-content;"> US APPLICATION DODGE COLT, CHALLENGER, CONQUEST PLYMOUTH CHAMP, SAPPORO 81-82(1600 K eng) , 86-89(1800) </div> <u>GWM-19A=(GWCR-14A)</u>	




MITSUBISHI

PART NO.	APPLICATION GUIDE		
GWM-20A MD015020 ME015005 ME015010 ME015020 ME015030	4D30 3300 4D30A 4D31A 4D31T DIESEL	CANTER FE101/111/121/131 (78.11-82.08) FUSO 3.5TON FE211/214/221/231 (78.11-82.08) ROSA BE211 (79.01-94.12)	
GWM-21A ME025100	6DS7 5400 DIESEL	FUSO 4.5TON FK102 <u>(FOR TAIWAN USE GWM-29A)</u>	<div style="border: 2px solid black; padding: 5px; display: inline-block; font-weight: bold;">DISCONTINUED</div>
GWM-22A MD025190	 2600	EXPORT MODEL <div style="border: 1px solid black; padding: 5px; margin: 5px 0;"> US APPLICATION DODGE ARIES, COLT etc PLYMOUTH RELIANT, HORIZON CHRYSLER NEW YARKER, LE BARON etc 2600 81-87 </div> <u>GWM-22A=(GWCR-15A)</u>	
GWM-23A MD041041 MD971582 MD972051 MD997079 MD997080 MD997612 MD997613 MD997615 MD998079 (LONG RIB) 25100-32020	G62B 1800 G63B 2000 G63BT 2400 4G64	DELICA A162/163/164 (81.07-83.07) ETERNAΣΛ A175 (81.08-87.12) FORTE A168V (81.09-86.09) GALANTΣΛ L041G,L041GV (82.04-88.08) LANCER CELESTE L41G/41GV/41GW/46GW (82.04-88.08) PAJERO A182A/183A (82.04-90.10) SAPPORO L041GW (83.02-88.08) STARION L046GW (83.09-88.08) L37G/37GV/37GW (83.11-86.06) (HYUNDAI) P23W (86.04-90.08) H-1 P23V (86.04-94.05) H100 P03W (86.04-99.08) STAREX P3,P23 (86.06-94.12) P04W (89.08-93.06) P24W (89.08-94.05)	
GWM-24A MD041050 MD997465 (SHORT RIB)	G62B 1800 G63B 2000	DELICA A162/163/164 (80.01-81.07) ETERNAΣΛ A175 (80.02-81.07) GALANTΣΛ L35G/35GV/35PW/35GW (81.06-86.06) GRANDIS LANCER CELESTE SAPPORO	
GWM-26A MD025474 MD025475 MD997033 MD997083	4G52 2000 4G53 2400	JEEP J26/38/46/56 (75.11-94.12) J58/59 (78.11-87.12)	
GWM-27A 25100-32500 25100-32510 MD011757 MD997081 MD997614	G62B 1800 G63B 2000	CHARIOT D03W (83.01-94.12) CORDIA E13A,E15A (83.08-90.11) ETERNA SIGMA D08W (84.06-94.12) GALANT E15AK (86.10-90.07) SANTAMO SPACE WAGON TREDIA	<div style="border: 1px solid black; padding: 5px; margin: 5px 0;"> US APPLICATION DODGE COLT VISTA etc 2000cc A eng </div> SONATA

MITSUBISHI

PART NO.	APPLICATION GUIDE				
GWM-29A ME025100 <u>TAIWAN TYPE</u>	6DS7 5400 DIESEL	FUSO 4.5TON FK102 <div style="border: 1px solid black; padding: 5px; text-align: center; width: fit-content; margin: 0 auto;">DISCONTINUED</div> <u>(SEE GWM-21A FOR OTHER APPLICATIONS)</u>			
GWM-30A MD019461 MD997074	2G23 550 G23B 550	MINICAB L13PC/PV L15P/PV,LO15G/GV	(81.06-82.08) (82.08-84.06)		
GWM-32A MD050450 MD972001 MD974748 MD997084 MD997618	4D55 2300 DIESEL	DELICA A167 ETERNAΣΛ GALANTΣΛ PAJERO <u>GWM-32A=(GWM-39A)</u>	(80.04-83.09)		
GWM-33A 25100-41000 ME013406 ME013408 ME013864 ME013866 ME015030 ME015040 ME015045 ME015050 ME993513 ME996861 ME996863 ME997152	4D30A 3300 4D31A 3600 4D31T 4D30 4D30T 4D32 4D33 DIESEL	CANTER FE114/124/134/214/224/234 ROSA FE434ED/445EV/465E FE425EV/435ED/431E FE434C/434E/434EV/434F FE444C/444E/444EV/444F FE425E/435C/435E/435EV/435F FE325EV/335BV FE334B/334E/334EV FG335B/435E/435ED FE301B/BD FE305B/305BD/315B/315BD FE311B/BD/BN,FE331E,FE315BN FE325BV/325E/335B/335E/335EV FE301/311/332/334/431/424/444 FE305/315/325/335/355 FE425/435/445/465 FG335C/335E BE435E/F FG335BD FE437E/EV/F FE447E/467E FE337/437/447/467 FE447C/EV/F FE317BD/337B/321E FG327/337 BE437F FE337BH/337E/337EV/437C FE307BD,FE317B/BN,FG327B FG337B/BD/C/E,FG437E	(82.09-85.10) (85.09-87.11) (85.09-89.10) (85.09-89.10) (85.09-89.10) (85.09-93.10) (85.10-89.10) (85.10-89.10) (85.10-89.10) (85.10-93.10) (85.10-93.10) (85.10-93.10) (85.10-93.10) (85.10-93.10) (85.10-94.12) (85.10-94.12) (85.10-94.12) (86.01-93.10) (86.07-97.04) (87.08-93.10) (87.09-93.10) (87.09-94.12) (87.10-93.10) (87.11-93.10) (87.11-94.12) (89.08-95.05) (89.10-93.10) (89.11-93.10) (89.11-93.10)		
GWM-34A AD077219	2600	MAGNA <u>EXPORT MODEL (AUSTRALIA)</u>			

MITSUBISHI







PART NO.	APPLICATION GUIDE					
<p>GWM-40A*</p> <p>25100-36000/10 25237-36000/10</p> <div style="border: 1px solid black; border-radius: 15px; padding: 5px; width: fit-content; margin: 10px auto;"> <p>25100-35010 25100-35050/20/10 MD972003 MD972004 MD977244 MD980000 MD997244 MD997634</p> </div> <p>W/HOUSING NO.</p>			<p>(HYUNDAI) MONTERO SONATA</p>	<div style="border: 1px solid black; padding: 5px; font-size: small;"> <p>US APPLICATION CHRYSLER FIFTH AVENUE, LE CARON NEW PORT NEW YORK IMPERIAL TC BY MASERATI TOWN & COUNTRY VAN. DODGE DAYTONA, DYNASTY SPIRIT, CARAVAN, RAIDIER 3000cc 90-</p> </div>		
<p>GWM-41A</p> <p>MD117633</p>	80-81		EXPORT MODEL (TAIWAN)			
<p>GWM-42A</p> <p>MD129490</p>	1100		EXPORT MODEL(TAIWAN)			
<p>GWM-43A</p> <p>MD117633 MD997402 MD997409</p>	3G81	550	MINICAB	<p>U14T/TP/V, U15T/V U14TG/VG, U15TG/VG U18T/TP/V, U19T/V</p>	<p>(87.06-90.02) (90.01-91.02) (90.01-91.02)</p>	
<p>GWM-44A</p> <p>MD972052 MD997417 MD997621 25100-32120 25100-33120 25100-33101/11/12/32</p>	4G63	1800	COLT	E33A/38A/39A	(87.10-94.12)	
	4G67	2000	ECLIPSE ETERNA GALANT LANCER RVR	E35A D22A/27A N13W/23W (HYUNDAI) LANTRA SONATA	(89.04-94.12) (89.09-94.12) (91.01-96.05)	
<p>GWM-45A</p> <p>25100-33020 MD121243 MD972053 MD997430 MD997622</p>	4G63	2000	CHARIOT GALANT	E39A N33W, N43W	(90.01-94.12) (91.03-97.10)	
<p>GWM-46A</p> <p>MD034152 MD997078 MD997421 MD997611 MD997619 MD997699</p>	B31B	1500	CHARIOT	A153/157	(80.09-83.10)	
	G31B	1600	COLT	A212	(82.02-88.12)	
	G32B	1800	CORDIA	E12A/12AR	(83.08-94.12)	
	4G32		GALANT	A215	(84.08-87.12)	
	G37B		LANCER FIORE	C18A	(86.02-88.12)	
	4G37		MIRAGE	E31A/32A/97A	(87.10-94.12)	
	4D65		TREDIA	C14W/34W	(89.02-94.12)	

MITSUBISHI





PART NO.	APPLICATION GUIDE		
GWM-47A MD179030 MD300799 MD306414 MD972456	4G91	1500	CHARIOT A183A,MNWSI/C (82.04-94.12)
	4G92	1600	COLT N11W/21W (91.05-97.11)
	4G93	1800	DELICA CB3A,CC3A,CD3A,CD5A (91.07-95.10)
	G63B	2000	EMEROUDE CC4A (91.07-95.12)
			ETERNA CA3A,CA4A (91.07-96.01)
			GALANT E52A/72A (92.02-96.08)
			LANCER CB5W,CD5W (92.04-00.05)
			LIBERO CB4A (92.10-95.10)
			MIRAGE CB5AR (92.10-96.10)
			MIRAGE ASTI P02T (94.03-99.06)
			RVR P06V (94.05-99.08)
			STARION E19A (96.01-99.08)
			N21WG (96.05-97.11)
			PROTON WIRA CB4W (96.09-00.05)
GWM-48A MD300802 MD971538 MD972050	4G63	2000	CHARIOT N13W/23W (91.01-97.11)
	4G64	2400	ECLIPSE N33W,N43W (91.03-97.10)
			GALANT CD9A (92.10-94.01)
			LANCER N34W,N44W (93.03-97.10)
			RVR CE9A (94.01-96.10) N23WG (94.09-97.11)
GWM-49A MD997685	4G17	1400	DELICA T120SS (91.01-)
GWM-50A MD188340 MD971983 MD972005 MD997643	6G73	2500	DEBONAIR L141/146 (88.09-94.12)
	6G72	3000	DIAMANTE S12A (89.09-94.12)
	6G74	3500	GALANT F15A (90.02-94.12)
			GTO F27A (90.02-95.01)
			PAJERO F13A,F25A,F17A (90.02-95.08)
			SIGMA Z16A (90.09-00.07)
			F13AK (91.08-95.08)
			S27A (92.08-99.12)
			Z15A (94.08-00.07)
			S26A (95.09-99.12)
GWM-51A MD973025 MD978743 MD978764	6G73	2500	CHARIOT GRANDIS S32A (00.02-01.05)
	6G72	3000	DIAMANTE F36A,F46A (94.11-02.09)
	6G74	3500	GALANT F31A,F41A,F47A (94.11-97.06)
			PAJERO F31AK (94.11-99.09)
			PROUDIA F36W (97.07-01.10) SIGMA N86W,N96W (99.08-02.04)
GWM-52A 25100-42540 MD972002 MD974999 MD997686	4D56	2500	CHALLENGER V44W/WG (90.10-93.07)
			DELICA SPACE GEAR V24WG (90.10-95.08)
			PAJERO V24C/W (90.10-97.05)
			(HYUNDAI) V24V (91.01-93.07)
			GALLOPER PA5W,PB5W,PC5W (94.03-99.04)
	DIESEL		H-1/H100 V47WG (95.07-96.05)
			TERRACAN K94W,WG (96.05-97.07)







MITSUBISHI

PART NO.	APPLICATION GUIDE			
GWM-53A 25100-33001 25100-33011 25100-33012 MD997418 MD997620	4G61	1600	COLT C53A/63A/73A/83A (87.01-91.12) LANCER MIRAGE <u>GWM-53A=(GWHY-08A)</u>	
GWM-54A MD323372 MD365087 MD370803	4G13 4G15	1300 1500	COLT CQ1A (00.01-02.08) LANCER CS2A (00.03-12.01) LANCER CEDIA CS2V (02.11-12.01) LANCER FIORE CS2W (04.12-08.06) MIRAGE CJ1A,CK1A,CJ2A,CK2A,CL2A,CM2A (95.08-00.08) MIRAGE ASTI CQ2A (98.11-02.08) MIRAGE DINGO	
GWM-55A MD302010	6A10 6A11 6A12 6A13	1600 1800 2000 2500	DIAMANTE F34A (02.09-05.12) EMEROUDE CB6A (91.10-95.10) ETERNA E53A,E54A,E64A,E84A (92.02-96.08) FTO F12A (92.09-95.08) GALANT E74A (93.02-96.08) LANCER DE3A (94.09-00.07) LEGNUM CK6A (95.08-99.06) MIRAGE EC5W (96.06-02.08) SIGMA EC4W (96.06-97.08) EA4W,EA5W (96.06-98.08) EC5A (96.07-02.09) PERDANA/MALAYSIA	
GWM-56A MD971539 MD972006 MD972054	4D68	2000	CHARIOT E57A/77A (92.02-96.08) ETERNA CB8V,CB8W (92.04-02.08) GALANT CD8W (92.04-99.06) LANCER CD8V (92.06-02.08) LIBERO N38W,N48W (92.06-97.10) MIRAGE N28W/28WG (92.09-97.11) RVR CB8A,CD8A (92.10-95.10) CB8AR (92.10-96.10)	
GWM-57A ME200411 ME993473 ME996789	4M40 4M41	2800 3200	CHALLENGER V26W (93.07-95.08) DELICA SPACE GEAR V46W (93.07-97.11) PAJERO V26WG,V46V/WG (93.07-99.09) PD8W,PE8W,PF8W (94.03-04.10) K97WG (96.05-99.05) V26C (97.05-99.09) V68W,V78W (99.06-04.11)	
GWM-58A MD313301	4G93	1800	CARISMA DA2A (96.01-) COLT	








MITSUBISHI

PART NO.	APPLICATION GUIDE					
GWM-59A MD309756 MD346790	4G93	1600	ASPIRE	CQ5A	(00.02-02.08)	
	4G94	1800	CARISMA	CS5A	(00.03-08.06)	
	4G92	2000	COLT	EA7W,EC7W	(00.05-02.08)	
			DION	H62W,H67W,H72W	(00.05-02.09)	
			FTO	EA7A,EC7A	(00.05-05.11)	
			GALANT	H76W,H77W	(00.05-07.05)	
			LANCER	CR6W	(00.06-05.12)	
			LANCER CEDIA	CS5W	(00.10-08.06)	
			LEGNUM	CS5AR	(01.09-05.12)	
			MIRAGE	CR5W	(02.04-05.12)	
			MIRAGE ASTI	CS6A	(04.12-08.06)	
			MIRAGE DINGO	CS5AZ	(05.12-12.01)	
			PAJERO io	DE2A	(94.09-99.08)	
			RVR	CJ4A,CK4A,CM5A	(95.08-00.08)	
			SPACR STAR	EA1W	(96.06-00.05)	
			CK5AR,EA1A	(96.07-00.05)		
			EC1A	(96.10-00.05)		
			EC1W	(96.11-00.05)		
			N61W/71W	(97.09-02.08)		
			H66W	(98.03-00.06)		
			H61W,H71W	(99.08-00.06)		
GWM-60A MD972440	6G74	3500	PAJERO	V25W,V45W	(93.07-97.05)	
				V25C	(94.07-97.05)	
GWM-61A MD972934 MD300389	4G63	2000	CANTER	FB700A/B	(03.07-12.01)	
	4G64	2400	DELICA	PA4W	(94.03-02.07)	
	4M40	2800	DELICA CARGO	PD4W	(94.03-97.05)	
	4D33	4200	DELICA SPACE GEAR	PA3V	(94.03-99.04)	
			PAJERO	P13T	(94.03-99.06)	
				P07V,P17V,P27V	(94.05-99.08)	
				FB501B	(96.02-97.07)	
				V21W	(96.04-99.09)	
				FE537B	(96.05-97.07)	
				FA523B,FC563B	(96.11-99.04)	
				FA500A/B,FA510A/B,FA580B,FA590B	(97.06-99.04)	
			PB4W,PC4W	(99.05-02.07)		
			FB500A/B/BX,FB510A/B	(99.05-12.01)		
			FB523BA,FE533BA	(99.05-12.01)		
GWM-63A MD997401 MD997536	3G81	550	MINICA	H14A/V,H15A/V	(87.01-89.12)	
	3G83	660	MINICA ECONO	H21V,H26V	(88.11-90.03)	
			MINICA TOPPO	H26A	(88.11-90.10)	
				H21VW	(89.08-90.02)	
				H22A/V,H27A/V	(90.01-94.12)	
				H22VW	(90.01-95.10)	
				H27VW	(90.03-95.10)	
				H32A,H37V	(93.09-98.11)	
				H37A	(95.09-98.10)	

MITSUBISHI

PART NO.	APPLICATION GUIDE				
GWM-64A 1300A040 21010-6A0A0 MD977210 MD997688 MD997689	3G83 660	BRAVO MINICAB TOWNBOX	U41T U41V,U42T/V U41TP U42TP U62V U61T/TP/V/W,U62T/TP/W	(90.12-99.08) (90.12-99.08) (91.01-99.08) (93.12-99.08) (98.11-02.08) (98.11-12.01)	
GWM-65A ME015217 ME995424 ME995426 ME996868	4D36 3600 4D34 3900 4D34T 4200 4D33 4600 4D35	CANTER ROSA	FE70CB,FE71CBD,FE72CB/CE FE73CB/CEV,FE82CEV,FE83CEV FE537ET/637F,FG537BD/BT FE516BN,FE518B/BN FE517BN/537E/637EV FE538EV/638EV/638F/648F FE639EV/639F,FE649C/F FE507B/BT,FE517B/BC/BD FE508B,FE518BD FE516B/BC/BD/BT,FE536E/636E FE537B/EV,FE637C/E/ET FE538B/E,FE638C/E,FE648C/E FE639E/649E FG538B/BD/BT,FG538E,FG638E FE538C/658F FE527E/ET,FE537BD FE528E,FE538BD,FE548B/C/E FE638EN/638G,FE658C/E BE438F,BE459F BE436E/439F/449F FE566B,FE567B/EV,FE667EV FE568B/C/EV,FE648G/658G/668EV FE639G/649G,FE659C/G FE669EV FF658F,FG508B/BD FF659F,FG507B/BD FE567EV/667EV FE51CB/CBD/CBT/CBTD FE52CB/CE/CET,FE63CET FE50CB/53CB/53CE/63CE	(02.05-04.08) (02.05-04.08) (93.10-95.03) (93.10-96.11) (93.10-96.11) (93.10-96.11) (93.10-96.11) (93.10-99.04) (93.10-99.04) (93.10-99.04) (93.10-99.04) (93.10-99.04) (93.10-99.04) (93.10-99.04) (93.10-99.04) (93.10-99.05) (95.03-96.11) (95.03-99.04) (95.03-99.04) (95.03-99.04) (95.05-97.09) (95.05-97.11) (96.10-99.04) (96.10-99.04) (96.10-99.04) (96.10-99.04) (96.11-99.05) (96.11-99.05) (98.10-99.04) (99.03-02.05) (99.03-02.05) (99.05-02.05)	
GWM-66A MD317677	4A30 660 4A31 1100	PAJERO Jr PAJERO MINI	H56A H57A H51A	(94.10-98.10) (95.10-98.06) (95.11-98.10)	
GWM-67A MD997147 ME993475 ME993476 ME995286 ME996792	4D65 1800 4M40 2800 4M42 3000	CANTER GALANT MIRAGE	FB70AA/AB/ABX,FD70AB FE70BB,FE71BBD FE72BB/BE/BEV,FE73BB/BEV FB70BB FD70BB FE74BE FE72BC,FE74BBV/BEV FE73BEN,FE82BC/BE/BG FE84BE C14A/34V/34W C64A FB501A/B,FB511A/B,FD501B FB50AA/AB,FB51AA/AB,FD50AB	(02.05-04.08) (04.04-12.01) (04.04-12.01) (04.07-12.01) (04.12-12.01) (06.05-12.01) (06.06-12.01) (06.08-12.01) (07.02-12.01) (89.02-94.12) (89.09-94.12) (93.10-99.05) (99.03-02.06)	







MITSUBISHI

PART NO.	APPLICATION GUIDE				
GWM-68A ME013169 ME013410 ME993515 ME996865	4D34T 3900 4D34 4200 4D33 DIESEL	CANTER ROSA	FE337B/BH/E/EV FE437C/E/EV/F,FE447C/E/F FE439E/439EV/439F,FE449E/F FE307BD,FE317B/BD/BN,FE467E FE449C BE459F	(89.10-93.10) (89.10-93.10) (89.10-93.10) (89.11-93.10) (89.11-93.10) (91.08-95.05)	
GWM-69A MD997177 MD997692	4D65 1800 DIESEL	CHARIOT COLT ETERNA GALANT LANCER LANCER FIORE MIRAGE	C14V,C14W C34V C64A E34A/34AR C74A C34W CB7A,CD7A	(85.01-92.09) (86.08-92.09) (87.12-91.10) (88.02-92.05) (88.05-91.10) (88.06-92.09) (91.07-92.10)	
GWM-70A MD974899	4G63 2000	GALANT	EA2A	(96.10-)	
GWM-71A MD199527	4A30 660	MINICA MINICA TOPPO	H31A,H36A	(93.08-98.11)	
GWM-72A MD195193	4A30 660	BRAVO	U43V,U44V	(93.12-99.08)	
GWM-73A MD977025	3G83 660	eK ACTIVE eK CLASSY eK SPORT eK WAGON MINICA TOPPO TOPPO BJ	H81W H82W H82A H47A H42V H42A H47V	(01.09-06.08) (06.08-12.01) (08.09-12.01) (98.08-07.07) (98.08-12.01) (98.10-07.07) (98.10-12.01)	
GWM-74A* MD972003 MD972004 W/HOUSING NO.	6G71 2000 6G72 3000	DEBONAIR DIAMANTE ETERNA SIGMA GALANT Σ PAJERO SIGMA	S11A,S12A S12AG E17A L141GW,L146GW E18A L141G F11A V23C V43W V23W S22A	(86.07-92.07) (86.10-89.08) (86.10-90.12) (88.09-91.04) (89.05-90.12) (89.06-91.04) (90.02-92.10) (90.10-94.06) (90.10-97.03) (90.10-97.05) (92.08-99.12)	
(GWM-40A + SIDE PACKING + O-RING SET)					

MITSUBISHI




PART NO.	APPLICATION GUIDE			
GWM-75A MD350772	4A30 660 4A31 1100	PAJERO MINI H58A TOPPO BJ H41A TOPPO BJ WIDE H46A H53A H43A,H48A	(98.08-12.01) (98.10-02.07) (98.10-02.08) (98.10-12.01) (98.11-01.05)	
GWM-76A MD352389	4A30 660 4A31 1100	TOWNBOX U63W,U64W TOWNBOX WIDE U65W,U66W	(98.11-02.08) (99.04-01.05)	
GWM-77A MD974649 MD030863 MD997076 MD997609	G13B 1300 4G13 1500 G15B 1500 4G15 1500	COLT C11A/12A LANCER C11V/12V/12W/32V LIBERO C51/52A/61A/62A/72A/82A MIRAGE CA1A/A2A/B1A/B2A TREDIA CB1V/B2V/D2V CB2W	(83.10-88.01) (85.01-92.09) (87.09-91.10) (91.10-95.10) (92.05-) (93.12)	
GWM-78A 1300A065 1300A066 MD979313 MD979395	4G63 2000 4G69 2400	AIRTREK CT9A GRANDIS NA4W LANCER CU5W OUTLANDER	(00.12-05.03) (03.03-09.03) (04.01-05.09)	
GWM-79A* (MD977503 MD979171) W/HOUSING NO.	6G72 3000 6G74 3500 6G75 3800	PAJERO V63W,V73W TRITON V77W V87W KB9T,V83W,V93W,V97W V65W,V75W	(00.06-06.08) (05.10-06.08) (06.08-11.10) (06.08-12.01) (99.06-05.11)	
GWM-80A MD974899 MD976464 MD976943	4G64 2400	CHARIOT GRANDIS N84W,N94W GALANT N74WG LEGNUM EA3W,EC3W NIMBUS EA3A,EC3A RVR N64WG SPACE GEAR SPACE RUNNER	(97.08-03.05) (97.09-02.08) (98.08-02.08) (98.08-02.09) (99.09-02.08)	
GWM-81A 1300A069 MD975644 MD975913 MD977311 MD978552	4G63 2000 4G64 2400	AIRTREK CT9A DION CU4W GALANT CU2W LANCER CT9W OUTLANDER CN9A RVR N73WG CR9W	(00.12-03.01) (01.03-04.01) (01.03-05.09) (05.08-07.01) (96.08-97.08) (97.09-02.08) (99.12-02.03)	
GWM-82A MN155686	4G19 1300 4G15 1500	COLT Z25A COLT PLUS Z27A Z26A,Z28A Z27W Z27AG,Z27WG	(02.10-04.10) (02.10-06.05) (02.11-04.10) (04.08-06.05) (06.05-12.01)	

MITSUBISHI






PART NO.	APPLICATION GUIDE					
GWM-83A ME996790 ME993474	4A40T	2800	MONTERO PAJERO	V26/46	(91-)	
GWM-85A PW811592			PROTON GEN2			
GWM-86A MQ906188	F8E FE	1800 2000	DELICA	SKLM/TM SK82VM SKE6VM	(99.09-) (99.09-05.03)	
GWM-90A 1300A036 1300A087	3B20	660	i	HA1W	(05.12-12.01)	
GWM-91A MN143664	4A90 4A91	1300 1500	COLT COLT PLUS	Z23W,Z24W Z24A Z21A,Z22A,Z23A	(04.08-12.01) (04.09-08.10) (04.09-12.01)	
GWM-92A CW767153						
GWM-93AM* MN187244 1300A082 1300A083 25100-25002 W/HOUSING & PULLEY NO.	4B10 4B11 4J10 4J11	1800 2000	RVR GALANT LANCER DELICA CHRYSLER SEBRING(JS)2.4VVT SEBRING(JS)CONVERTIBLE2.4VVT	GA3W GA4W CX4A CY4A CX3A CY3A CX6A,CY6A CZ4A CV2W	(10.02-12.10) (11.10-14.01) (08.11-09.12) (07.08-09.12) (09.12-14.01) (09.12-14.01) (11.10-14.01) (07.08-14.01) (12.01-14.01) (07.07-10.12) (07.07-10.12)	

Continued






MITSUBISHI

PART NO.			APPLICATION GUIDE		
<p>GWM-93AM*</p> <div style="border: 1px solid black; border-radius: 15px; padding: 5px; width: fit-content;"> MN187244 1300A082 1300A083 25100-25002 W/HOUSING & PULLEY NO. </div>			HYUNDAI SINATA V (NF) 2.0VVTI GLS SINATA V (NF) 2.0VVTI GLS SINATA V (NF) 2.4	(05.05-) (08.01-) (05.01-)	
 <p>*-available wp only</p>					
<p>GWM-93AMH*</p> <div style="border: 1px solid black; border-radius: 15px; padding: 5px; width: fit-content;"> MN187244 1300A082 1300A083 25100-25002 W/HOUSING & PULLEY NO. </div>	4B10 1800 4B11 2000 4J10 4J11	RVR GALANT LANCER DELICA	(10.02-12.10) (11.10-14.01) (08.11-09.12) (07.08-09.12) (09.12-14.01) (09.12-14.01) (11.10-14.01) (07.08-14.01) (12.01-14.01)	 <p>*-available wp+housing</p>	
<p>GWM-93AMP*</p> <div style="border: 1px solid black; border-radius: 15px; padding: 5px; width: fit-content;"> MN187244 1300A082 1300A083 25100-25002 W/HOUSING & PULLEY NO. </div>	4B10 1800 4B11 2000 4J10 4J11	RVR GA3W GA4W GALANT CX4A CY4A CX3A CY3A CX6A,CY6A LANCER CZ4A DELICA CV2W	(10.02-12.10) (11.10-14.01) (08.11-09.12) (07.08-09.12) (09.12-14.01) (09.12-14.01) (11.10-14.01) (07.08-14.01) (12.01-14.01)	CHRYSLER SEBRING(JS)2.4VVT SEBRING(JS)CONVERTIBLE2.4VVT HYUNDAI SINATA V (NF) 2.0VVTI GLS SINATA V (NF) 2.0VVTI GLS SINATA V (NF) 2.4	(07.07-10.12) (07.07-10.12) (05.05-) (08.01-) (05.01-)
 <p>*-available wp+pulley</p>					




MITSUBISHI

PART NO.	APPLICATION GUIDE					
GWM-93AMPH MN187244 1300A082 1300A083 25100-25002	4B10	1800	RVR	GA3W	(10.02-12.10)	
	4B11	2000		GA4W	(11.10-14.01)	
	4J10		GALANT	CX4A	(08.11-09.12)	
	4J11			CY4A	(07.08-09.12)	
				CX3A	(09.12-14.01)	
				CY3A	(09.12-14.01)	
				CX6A,CY6A	(11.10-14.01)	
			LANCER	CZ4A	(07.08-14.01)	
			DELICA	CV2W	(12.01-14.01)	
			CHRYSLER			
			SEBRING(JS)2.4VVT		(07.07-10.12)	
			SEBRING(JS)CONVERTIBLE2.4VVT		(07.07-10.12)	
			HYUNDAI			
			SINATA V (NF) 2.0VVTI GLS		(05.05-)	
			SINATA V (NF) 2.0VVTI GLS		(08.01-)	
			SINATA V (NF) 2.4		(05.01-)	
GWM-94A ME995288	6D15		FUSO-TRUCK		(00-)	
GWM-95A ME075046 ME996801 ME996804	6D14	6600	FUSO-TRUCK	FK415, FK515,FM515	(84.02-90.01)	
	6D15	6900		FK516, FK416	(84.02-90.01)	
	6D16	7500		FM516	(84.02-90.03)	
				FK316	(86.02-90.01)	
				FK417, FK517	(87.09-90.02)	
				FL417, FM517, FL407	(87.12-90.03)	
GWM-96A ME995358	6D14		FUSO-TRUCK		(00-)	
	6D15					
GWM-97A ME995072	4M50	4900	CANTER	FE82/83	(99.05-04.08)	
	4M51	5200		FE50E/51E/52E/53E/59E		
				FE62E/63E/69E/70E/71E		
				FE72E/73E/78E/82E		
				FG73E/82E/83E/88E		
			FUSO-TRUCK	FK71D	(99.09-)	
			ROSA	BE644/654/632/642	(97.08-04.08)	

MITSUBISHI

PART NO.	APPLICATION GUIDE					
GWM-98AM ME996811 ME995351 ME993839	6D14	6600	FUSO-TRUCK FK415/515,FM515	(90.01-92)		
	6D15	6900	FK416/516	(90.03-92)		
	6D16	7500	FM516	(92.11-95.06)		
	6D17	8200	FK666	(90.03-94)		
			FK417/517	(92-95)		
		FK612/617/622/667/672				
		FH217/227,FL618/628/638				
GWM-100A 1300A045	4D56	2500	TRITON (PICKUP)	KA4T	(06-08)	
			PAJERO SPORT	KB4T		
			L-200	KH4W		
				KG4W		
GWM-101A ME993965	4M50	4900	ROSA	BE63DE	(99.04-)	
	4M50	4900		BE63G,BE64DJ,BE66DJ	(04.10-)	
	4M50	4900		BE64DE	(04.11-)	
GWM-102A MD348731	4A31	1100	VARICA		(98-)	
GWM-103A MD371345	4G18	1600	VERYCA		(01-06)	

NISSAN

PART NO.	APPLICATION GUIDE		
GWN-01A 21010-13200/1/2 21010-13205/6 21010-13225/6 21010-18810/1/2/3 21010-18825	J 1300 J13 1500 J15 1600 J16	ATLAS F20 CONDOR 321,F20 CABSTER T20,F21 HOMER E20/21 DATSUN TRUCK 521,620 720	(86.01-79.08) (70.01-79.08) (73.01-81.12) (73.01-80.07) (68.01-79.09) (79.09-81.12)
		FORKLIFT	
GWN-02A 21010-18000/1/2/3 21010-18026/25/27 21010-H0125 21010-H1025/26 21010-H5000/25/26/28 21010-H6010 21010-M0100/125 21010-M6601/86/89 21010-M6625/6 21010-M66Y6 BA010-M6626	A10 1000 A12 1200 A12S 1300 A13S 1400 A14 1500 A15 A15S	AUSTER C20 CHERRY E10 CHERRY CAB E11,F10/11 DATSUN C21 LANGLEY B120,GB120 LARGO 120,121,122 LAUREL B210 LIBERTA VILLA B310 PULSAR A10/11 SPIRIT N10/11 STANZA C120,VC120,PC120,PGC120 SUNNY KPC120 SUNNY CAB KPGC120 SUNNY TRUCK C121,VC121,PC121 VANETTE PGC121,VPC121,VPGC121 VIOLET B121,GB121 KHC120,KHGC120 VC122,VHGC122 VHC122 C122,HC122,HGC122 B122,GB122 VJC22 JC22,PGJC22,PJC22	(69.01-78.10) (73.03-78.04) (74.09-78.04) (75.10-78.10) (75.10-79.07) (75.10-94.12) (75.12-80.10) (75.12-81.09) (77.05-81.05) (78.05-81.02) (78.10-79.06) (78.10-80.05) (79.07-80.05) (79.07-81.05) (79.07-81.05) (79.08-81.09) (80.06-81.05) (81.06-85.09) (81.06-86.05) (81.06-88.10) (81.10-94.03) (85.09-94.03) (88.11-94.03)
		<u>GWN-02A=(GWN-04A)</u>	
GWN-03A 21010-21000/1/2 21010-21025/6/7/8 21010-21083/88/89 21010-21085	L13 1300 L14 1400 L16 1600 L16S 1800 L18 2000 Z16S Z18S Z20E Z20S	180SX 510,610,611,810 AUSTER P710/711 BLUEBIRD 130,131 DATSUN TRUCK S10/11 GAZELLE 110,111,210,211 LAUREL B210 SILVIA A10 SKYLINE A11 SPIRIT 211 STANZA 811 SUNNY S110 VIOLET 720 D21	(67.01-78.07) (73.01-77.04) (75.10-76.12) (75.10-79.10) (75.10-81.07) (75.12-77.10) (77.05-78.04) (78.04-79.07) (78.08-79.07) (78.08-79.09) (79.03-80.04) (79.09-94.12) (85.08-89.09)
			

NISSAN

PART NO. APPLICATION GUIDE

GWN-05A

21010-17S25/26/27
 21010-17SY7
 21010-E3028/00/26/27
 21010-P7526
 21010-P7527/85/86/87
 21010-P7528/03/25/29
 21010-V0726/25
 21010-W3626/28
 21010-W3685/6/8
 BA010-17S27

H20 1600
 L20(P) 1800
 L20E/ET 2000
 L26 2600
 L28(E) 2800
 LD28
 Z16
 Z18(P)
 Z20
 Z20D
 Z20S
 Z22S

ATLAS S30/31 (69.01-78.07)
 BLUEBIRD 230,330,331 (69.01-78.09)
 CARAVAN L20 (69.01-81.07)
 CEDRIC 230 (71.01-76.06)
 CIMA 130,131,230 (72.01-78.09)
 CIVILIAN 330,331 (75.06-78.09)
 CONDOR S130 (78.07-83.09)
 FAIRLADY 231 (78.10-80.10)
 GLORIA 231,C31 (78.10-84.10)
 HOMY 332,430 (78.10-87.06)
 LARGO E22 (79.01-80.07)
 LAUREL 430 (79.10-83.06)
 LEOPARD JFERRIE 211 (80.05-81.07)
 PATROL E23,KHE23,KHGE23 (80.08-86.09)
 SKYLINE F30 (80.09-82.08)
 VANETTE C31 (80.11-84.10)
 HR30,YHR30,R30,ER30,R30 (81.08-85.08)
 H40,PH40 (81.12-90.06)
 BF22,BGF22,PF22,PGF22 (82.02-90.07)
 F22 (82.02-90.07)
 DHGE23,FHGE23,VHGE23 (82.05-86.09)
 E23,VNE23,CHGE23 (82.05-86.09)
 UW40,W40 (82.08-88.05)
 PH40 (83.01-89.05)
 PJ910 (84.01-85.01)
 910 (84.01-94.12)
 Y30 (84.02-84.09)
 MY30 (84.02-87.05)
 VUSW40 (84.06-88.05)
 PC910 (85.02-93.06)
 CHGE24,DHGE24,FHGE24 (86.09-90.08)
 VHE24,VHGE24 (86.09-90.08)
 E24 (86.09-94.12)
 KHE24,KHGE24 (86.09-95.08)
 RJNC22,C22 (88.11-90.08)
 F30 (98.09-86.01)

GWN-05A=(GWN-16A)(GWN-34A)



GWN-06A

21010-66000/01/10/11
 21010-66026/8
 21010-78200/2/3
 21010-78225/6




R 1600
 H20 2000

BISON 230 (69.01-75.06)
 CABALL 140,141 (70.10-94.12)
 CEDRIC 330,331 (75.06-79.06)
 CIMA 340,341 (76.05-82.08)
 CLIPPER
 GLORIA
 JUNIOR






FORKLIFT(TCM & KOMATSU)






NISSAN

PART NO.	APPLICATION GUIDE		
GWN-10A 21010-37526/8 21010-37585 21010-37501/02 21010-37503/04/06 21010-37506/25/27/29	SD20 2000 SD22 2200 SD23 2300 DIESEL	ATLAS 230,430 (69.01-83.06) CABSTER F20 (76.01-79.08) CARAVAN 330 (76.07-79.06) CEDRIC E23 (78.04-86.09) CIMA CRGE23,VRE23,VRGE23 (80.08-82.04) CONDOR DRGE23,KRE23,KRGE23 (80.08-82.04) GLORIA YF22,YGF22,F22 (82.02-86.11) HOMER CYGE23,DYGE23,VYE23 (82.05-86.09) LAUREL VYGE23 (82.05-86.09) FORKLIFT	
GWN-11A 21010-H7200/1/2/3 21010-H7225/6/7 21010-H7287/89 21010-H9100/9300 21010-H9300 BA010-H7227 BA010-H7287/89	A12(S) 1200 A13S 1300 A14 1400 A15(S/E) 1500 LD20 2000	AUSTER B120,GB120 (75.10-79.07) LARGO 120,121,122 (75.10-94.12) LAUREL B210 (75.12-80.10) SPIRIT B310 (75.12-81.09) STANZA A10/11 (77.05-81.05) SUNNY C120,VC120,PC120,PGC120 (78.10-79.06) SUNNY TRUCK KPC120 (78.10-80.05) VANETTE KPGC120 (79.07-80.05) VIOLET C121,VC121,VPC121,VPGC121 (79.07-81.05) PC121,PGC121,RPGC121 (79.07-81.05) B121,GB121 (79.08-81.09) KHGC120 (80.06-85.09) KHC120 (80.06-86.05) RHGC122,REGC120 (81.06-85.08) VC122,VHGC122 (81.06-85.09) VHC122 (81.06-86.05) C122,HC122,HGC122 (81.06-88.10) B122,GB122 (81.10-94.03) KPC22,KPJC22 (85.09-91.06) VJC22,VPJC22 (85.09-94.03) C22,GC22 (85.09-94.12) VPGJC22 (86.05-93.04) JC22,PGJC22,PJC22 (88.11-94.03)	
GWN-12AF 21010-23002/3/6 21010-23025/6/8 21010-N8525/6/7/8 21010-U6725/6/7/8/9 BA010-23028 BA010-N8527	L13 1300 L14 1400 L16 1600 L16S 1800 L18 2000 Z16S Z18(S) Z20P	180SX 211 (79.08-80.06) AUSTER 230 (77.01-78.05) BLUEBIRD 430 (79.06-82.02) CEDRIC 720 (79.09-81.12) CIMA 110,111,210,211 (75.10-81.07) DATSUN TRUCK 130,131 (75.10-76.12) GAZELLE 211 (78.08-79.07) GLORIA 230,231,C31 (78.10-82.09) LAUREL 510,610,611,810 (67.01-78.07) SILVIA 811 (78.08-79.09) SKYLINE A10 (77.05-78.04) SPIRIT B210 (75.12-77.10) STANZA P710/711 (73.01-77.04) SUNNY S10/11 (75.10-79.10) VIOLET	






NISSAN

PART NO.	APPLICATION GUIDE			
GWN-12AFAD <u>NONTHERMAL TYPE</u> <u>OF GWN-23AF</u>	<u>GWN-12AF WITH ADAPTOR SAME APPLICATIONS AS FOR GWN-23AF</u> <div style="text-align: right; margin-top: 10px;">  </div>			
GWN-13AF 21010-H5010/26/27 21010-H5000/25/28 21010-M6601/25/26/86/89 21010-18000/1/2/3 21010-18025/26/27 BA010-M6626	A12 1200	CHERRY B210 DATSUN MODELS W/AIRCON. BEFORE NAPS SUNNY	<div style="border: 2px solid black; padding: 5px; display: inline-block; font-weight: bold;">DISCONTINUED</div>	
GWN-16F 21082-C6000/500 21082-C7410 21080-N3600 21082-P0200 21082-R8100 21082-S8200/1 21082-T6400/60 21082-V0700 21082-Y4000/100/101 21082-Y7000/1 21082-01P04 21082-36W00	L20(E,ET) 1800 L28 2000 LD28 2200 SD23 2300 SD25 2500 Z18(P) 2800 Z20 Z22 DIESEL	BLUEBIRD PC910 CARAVAN VNE23 HOMY S30,S130,GC211,HR30 FAIRLADY Z HC231,C31,Y30 LEOPARD 332,430,30,F22,KPSE22 SKYLINE UW40 LAUREL 720 CEDRIC EH40 GLORIA S130,HF30 ATLAS NC231,P332,430 CONDOR CABALL DATSUN TRUCK	<div style="margin-top: 10px;">  </div>	
GWN-18A 21010-R9025/6	H20 2000	CARAVAN CPGE23,DPGE23,FPGE23 HOMY VPGE23,E21/23	(80.08-82.04) (80.08-82.04) <div style="text-align: right; margin-top: 10px;">  </div>	
GWN-19A 21010-09W24 21010-09W25/26/94 21010-31W25/26/94	720 2200 SD22 2200 DIESEL	ATLAS F20 CABSTER F21 CONDOR SD22 DATSUN TRUCK HOMER	(79.08-81.12) (79.09-81.12) (79.09-83.04) <div style="text-align: right; margin-top: 10px;">  </div>	
GWN-20A 21010-BA010 21010-D0104/194 21010-D0125 21010-D0126 21010-D01Y6 BA010-D0126/194	E15S 1500 A15 1600 CA16S 1800 CA18E 2000 CA18S CA18(I/T) CA18(S/DET) CA18(E/ET) CA20S	AUSTER 120,122 BLUEBIRD PT11 LARGO T11 LIBERTY M10 PRAIRIE PM10 STANZA YU11 VANETTE RU11 VIOLET U11 VRU11 WU11 PT12 T12 HNM10	(80.06-85.08) (81.06-86.06) (81.06-94.12) (82.08-88.08) (82.08-88.08) (83.10-85.08) (83.10-87.09) (83.10-87.09) (83.10-89.10) (83.10-90.05) (85.10-88.01) (85.10-88.01) (85.10-88.08) <div style="text-align: right; margin-top: 10px;">  </div>	

NISSAN

PART NO.	APPLICATION GUIDE					
GWN-21A 21010-C6025/6 21010-C6500 21010-C6525/6 21010-C65Y6	PF40	4000	SAFARI PATROL	FG160 FG161	(80.06-82.08) (82.08-87.10)	
GWN-23AF 21010-80W25/26 21010-80W27 21010-80W89/00 21010-80W93/94 21010-82W25 21010-G3925/26 21010-G3927/28 21010-N5825/6/7/8/9 21010-N5885/86 B1010-80W27 BA010-80W26 BA010-80W89/94	R30 Z16(S) Z18 Z18S/P Z20 Z20E/S Z20P	1600 1800 2000	180SX AUSTER BLUEBIRD CEDRIC CIMA DATSUN TRUCK GAZELLE GLORIA LARGO LAUREL LEOPARD JFERRIE PICK UP SILVIA SKYLINE STANZA TERRANO VANETTE VIOLET	A11 S110 910 231,C31 211 720 F30 120 R30 Z18S 430 C31 D21	(78.04-81.05) (79.03-83.08) (79.10-84.01) (79.10-84.10) (80.05-81.07) (80.07-94.12) (80.09-86.01) (81.06-85.08) (81.08-82.10) (81.08-89.10) (82.03-83.05) (83.10-84.10) (85.08-89.09)	
			<u>GWN-23AF=(GWN-17AF)</u>			
GWN-24A 21010-01M00/01 21010-01M25 21010-50A25/6/7 21010-50A94	E13S E13 E15S E15E E15ET E15A	1300 1500	AD AD VAN AVENIR CHERRY LANGLEY LAUREL LAUREL SPIRIT LIBERTA LIBERTA VILLA PRAIRIE PULSAR S-Cargo SPIRIT SUNNY SUNNY VAN	G20 G20A BHNN13 BHN13 WHNB12 N13 HN13 HNN13 B12 HB12 HNB12,WHB12 VB11 VHB11 BM10,VBM10 N12 HN12 PN12 B11 HB11 WB11 WHB11 N10	(89.01-90.11) (89.01-90.03) (87.01-88.08) (86.10-88.08) (86.09-87.09) (86.05-90.08) (86.05-88.04) (86.05-88.04) (85.09-90.10) (85.09-87.09) (85.09-87.09) (85.09-87.09) (82.10-90.10) (82.10-90.10) (82.08-88.08) (82.05-87.05) (82.05-86.10) (82.05-86.05) (81.10-89.03) (81.10-86.08) (81.10-85.09) (81.10-85.09) (81.03-82.04)	

NISSAN

PART NO.	APPLICATION GUIDE			
GWN-26A 21010-16A25/6/7 21010-16A85 21010-16AY5 21010-16S85	CD17 1700 DIESEL	AD VAN B11 AVENIR N12 CHERRY EXA LAUREL LIBERTA SPIRIT SUNNY SUNNY VAN VILLA	(82.10-88.05) (83.05-94.12)	
GWN-27A* (21010-V4900 21010-V4960/2 21010-85V00 21010-V4071 W/HOUSING NO.)	CY 1600 J 1800 JN 2000 9A	SANTANA EM30 PASSAT M30 GT	(84.02-87.01) (84.02-89.10) (90.05-91.11)	
GWN-28A 21010-02P03 21010-02P25/26/27/28 21010-02P29/85 21010-V5003/4/5 21010-V5025/6/7/8	VG20ET 2000 VG20T 2800 VG20E 3000 L20E/ET L20DET RD28 VG30ET VG30T VG30E	CEDRIC PY30,YPY30 CIMA Y30 CREW WY30 FAIRLADY Z GZ31,Z31 FAIRLADY Z HGZ31,HZ31 GLORIA Z31 LAUREL F30 LEOPARD C32 LEOPARD JFERRIE GC32 MAXIMA GF31 F31 VY30 K30(LPG)	(83.06-87.05) (83.06-94.12) (83.06-99.08) (83.09-86.10) (83.09-89.07) (83.09-94.12) (84.06-86.02) (84.10-88.12) (84.10-88.12) (86.02-91.12) (86.02-94.12) (87.12-99.08) (93.07-94.12)	
GWN-29A 21010-01B25/26/27/29 21010-01B28 21010-01BY9	MA09RT 900 MA10T/S 1000 MA12 1200	Be-1 K10 BLUEBIRD YK10 MARCH BK10 EK10	(82.10-89.01) (85.02-89.01) (87.01-88.05) (88.01-92.01)	
GWN-30A 21010-21100 21010-L1100/1 21010-L1125/6	H20 2000	NISSAN FORKLIFT FORKLIFT KOMATSU TCM		

NISSAN

PART NO. APPLICATION GUIDE

GWN-31A

21010-50V25
21010-50VY5
21010-V5500/10
21010-V5525/26/27/28
21010-V5529
21010-V5585/86/87
21010-V5588/89
21010-V9400
21010-W4425/6
BA010-V5589/94

CA16DE 1600
CA16S/D 1800
CA181 2000
CA18DE/DT
CA18DET
CA18ET
CA18I/P
CA18S/E
CA18T
R30
R31
R32
CA20(P/S)

180 SX	910	(82.10-83.10)
AUSTER	WUJ910	(82.10-83.10)
BLUEBIRD	RJ910	(82.10-83.12)
CEDRIC	U910,UJ910	(82.10-83.12)
CIMA	C31	(82.10-84.10)
EXA	FJR30	(82.10-85.08)
GAZELLE	NY30	(83.06-87.05)
GLORIA	Y30	(83.06-94.12)
LANGLEY	VNY30	(83.06-95.11)
LARGO	JS12	(83.08-88.04)
LAUREL	S12	(83.08-94.12)
LAUREL SPIRIT	TFJC32	(84.10-88.12)
LIBERTA	FJC32	(84.10-93.08)
PULSAR	C32	(84.10-94.12)
SILVIA	U11	(85.08-87.09)
SKYLINE	FJR31	(85.08-89.04)
SPIRIT	CA18S	(85.08-90.03)
STANZA	KMC22,SC22	(85.09-91.06)
SUNNY	T12	(85.10-86.10)
VANETTE	PT12	(85.10-88.01)
VILLA	WFJR31	(86.01-90.04)
VIOLET	N13	(86.05-86.10)
	EN13	(86.05-88.04)
	KHGC22,KMGC22	(86.05-93.04)
	GC22	(86.05-94.12)
	B12	(86.08-86.10)
	EB12	(86.08-87.09)
	BEN13	(86.10-90.08)
	KMGNC22	(86.11-93.04)
	NJY31	(87.06-91.06)
	Y31	(87.06-94.12)
	TNJY31	(87.12-91.06)
	KS13,S13	(88.05-91.01)
	KMJNC22	(88.09-91.06)
	C33,FC33	(88.12-93.01)
	KRS13,RS13	(89.03-91.01)
	FR32	(89.05-93.08)
	CA181	(89.05-94.12)
	KHGNC22	(89.06-93.04)



GWN-31F






21082-17C00/1
21082-V4405
21082-V5501
21082-W4401/2/4/5

CA16D/S 1600
CA18D/DT 1800
CA18DET 2000
CA18E/T
CA18P/S
CA20P/S

BLUEBIRD	910	(82.10-83.10)
EXA	C31	(82.10-84.10)
SUNNY	Y30	(83.06-94.12)
LAUREL	S12	(83.08-94.12)
VIOLET	C32	(84.10-94.12)
AUSTER	U11	(85.08-86.10)
STANZA	SC22	(85.09-91.06)
SILVIA	T12	(85.10-86.10)
GAZELLE	N13	(86.05-86.10)
SKYLINE	GC22	(86.05-94.12)
CEDRIC	B12	(86.08-86.10)
GLORIA	Y31	(87.06-94.12)
ALTIMA	S13	(88.05-91.01)
VANETTE	C33	(88.12-93.01)








NISSAN

PART NO.	APPLICATION GUIDE		
GWN-32A 21010-24U10/25/27 21010-42L25/26 21010-58S00 21010-58S25 21010-72L00	RB20P/E/T 2000 RB20D/DT 2500 RB20DE 2600 RB25D RB26D/DT	CEDRIC BNR34 (99.01-02.08) CEFIRO BCNR33 (95.01-99.01) CIMA R32 (89.08-94.12) FAIRLADY BNR32 (89.08-94.11) GLORIA C33 (88.12-93.01) LAUREL A31 (88.09-93.06) SKYLINE Y31 (87.06-94.12) SKYLINE GT-R HC32 (86.10-91.10) Z31 (85.10-94.12) PGZ31,PZ31 (85.10-89.07) R31 (85.08-90.03) YHR31 (85.08-89.11) HR31 (85.08-89.04) C32 (84.10-94.12)	
GWN-33F 21082-12G10 21082-20V00 21082-22P00 21082-42L04 21082-50L60 21082-86G00 21082-G5560 21082-R9210/9270 21082-V7500 21082-W3601/3661 21082-Y4101/4161 21082-Y7001/7061 21082-Y7071	L20E/ET 2000 L20P/S 2800 Z20 L28/E	NEW TYPE FOR 21082-Y4000/7000/7001(GWN-16F) FAIRLADY C31 (87.01-) LEOPARD GC211,HR30 (87.01-) SKYLINE HC31,JC31 (87.01-) LAUREL HF30 (87.01-) CEDRIC KPSE22 (87.01-) GLORIA P332,P430 (87.01-) CARAVAN PF30 (87.01-) HOMY S130 (87.01-) Y30,332 (87.01-)	
GWN-35A 21010-06E25/26 BA010-06E26	CA16S/D 1600 CA16DE 1800 CA18DT 2000 CA18ET CA18I CA18DE CA18S/E/ET CA18DET CA18ET CA18DT CA18I/D/T CA20S	AUSTER PM10 (82.08-88.08) BLUEBIRD RU11 (85.08-87.09) EXA U11 (85.08-89.10) LANGLEY VRU11,WU11 (85.08-90.05) LAUREL HNM10 (85.10-88.08) LAUREL SPIRIT PT12,T12 (85.10-89.12) LIBERTA EN13 (86.05-90.08) PRAIRIE M10 (86.07-88.08) PULSAR EB12 (86.08-90.03) SPIRIT B12,BEN13 (86.10-90.08) STANZA KEN13 (86.10-90.10) SUNNY N13 (86.10-94.12) VILLA RNU12,RU12 (87.09-89.10) VIOLET RU12,U12 (87.09-91.08) M11,NM11 (88.09-95.08)	
GWN-36A 21010-16E02/01/03 21010-16E25/6 21010-26E01/2/3 21010-26E25	VG20# 2000 VG30E 3000	BLUEBIRD U11 (84.10-94.12) MAXIMA J30 (88.10-91.08)	
GWN-37A 21010-10G25/6 21010-10G94 21010-10GY6	D21 2300 DIESEL	DATSUN TRUCK SD23 (85.08-87.08)	

NISSAN

PART NO.	APPLICATION GUIDE					
GWN-38A 21010-01T00 21010-01T25/26/27 21010-01T85/87/88 21010-50T25/26/27 21010-S9425 21010-T9026	ED33	3300	ATLAS	H40,RMGH40	(81.12-84.06)	
	FD33T	3500	CONDOR	CMH40,DMH40,MGH40,MH40	(81.12-86.11)	
	FD35		CIVILIAN	MGH40,MH40,RMH40,TMH40	(81.12-86.11)	
	FD35T			MGW40,MW40	(82.08-90.06)	
	ED35			W40	(82.08-94.12)	
				JMH40	(83.01-84.06)	
				FGW40,FW40	(84.06-88.05)	
				DMH40,MGH40	(86.11-89.05)	
				MH40,TMH40	(86.11-90.06)	
				CSH40,DSH40,SGH40,SH40	(86.11-91.10)	
			SGH40	(86.11-91.10)		
			H40	(86.11-94.12)		
			SQH40,VSH40	(89.05-91.10)		
			BGW40,BW40	(90.06-99.02)		
	DIESEL					
GWN-39A 21010-77A00 21010-77AY0	GA15E	1500	EXA	FB12,FNB12	(87.09-90.03)	
	GA15S		LANGLEY	B12	(87.09-90.08)	
			LAUREL SPIRIT	WFB12,WFN12	(87.09-90.10)	
			LIBERTA	FN13,FNN13	(88.04-90.08)	
			PULSAR	N13	(88.04-94.12)	
			SUNNY	BFN13,BFNN13	(88.09-90.08)	
			VILLA			
GWN-40A 21010-40F00/01 21010-40F25/26/27 21010-86G00 21010-VJ260 B1010-40F27 B1010-VJ226	KA24DE	2400	CARAVAN	CW30,NCW30,NW30,W30	(93.05-99.06)	
	KA24E		DATSUN TRUCK	LFMD22	(97.01-99.06)	
			LARGO	CQGE24	(99.06-01.04)	
			MAVERICK	LFD22,LFMD22	(99.06-02.08)	
			PICK UP			
			TERRANO			
			VANETTE			
	DIESEL					
GWN-41A 21010-12G25/26 21010-12G27/28 BA010-12G26	VG30	3000	TERRANO	D21	(87.10-94.12)	
	VG30E			WHYD21	(87.08-95.08)	
GWN-42A 21010-03M00 21010-0M300/1/2 21010-53Y00/1 21010-71J00 21010-74Y00/01 21010-88R00/01 21010-F4300	GA13DS	1300	AD	B13,EB13,FB13,FNB13	(90.01-93.12)	
	GA13DE	1500	AD MAX	W10	(90.05-94.12)	
	GA15DS	1600	AD VAN	VEW10	(90.05-99.06)	
	GA15DE		ALMERA	R10	(90.06-95.01)	
	GA16DS		AVENIR	EN14,FN14,FNN14,N14	(90.08-94.12)	
	GA16DE		BLUEBIRD	Y10	(90.10-94.12)	
			EXA	WY10	(90.10-95.06)	
			LARGO	VENW10,VY10	(90.10-99.06)	
			LAUREL SPIRIT	VFNY10,VFY10	(90.10-99.06)	
			LIBERTA	WFNY10,WFY10	(90.10-99.06)	
			LUCINO	C23	(91.06-94.05)	
			PRESEA	KAJC23	(91.06-97.01)	
			PRIMERA	U13	(91.09-95.11)	
			PULSAR	VFGY10,WFGY10	(92.04-99.06)	
			RASHEEN	MVY10	(93.07-99.06)	
			SERENA	MVY10	(93.07-99.06)	
			SUNNY	B14,EB14,FNB14	(94.01-98.10)	
			SUNNY CALIFORNIA	FB14	(94.01-99.04)	
			SUNNY NXCOUPE	VAJC23	(94.05-99.06)	
			SUNNY VAN	RFNB14	(94.12-00.08)	
			VANETTE	EN15,FN15,FNN15,R11	(95.01-00.08)	
			VILLA			
			WINGROAD			

NISSAN

PART NO.	APPLICATION GUIDE			
GWN-43A 21010-30R00/5/6 21010-30R95 21010-30RY6	KA24E 2400 KA20E	LIVERTY HM11,HNM11 PRAIRIE M11	(90.09-95.08) (90.09-94.12)	
GWN-44A 21010-41B00/1/2/3 21010-99B00	CG10DE 1000 CGA3DE 1300 CG13DE	CUBE K11 MARCH HK11 FHK11 Z10 AK11,ANK11,WAK11,K11,WK11 ANZ10,AZ10	(92.01-94.12) (92.01-99.11) (97.05-99.11) (98.02-99.11) (99.11-02.02) (99.11-02.10)	
GWN-45A 21010-03J25/26	TB42E 4200 TB42S	SAFARI WGY60 PATROL FGY60 Y60	(91.10-97.10) (87.10-97.10) (87.10-94.12)	
GWN-46AF 21010-2S525/6/7 21010-35V25/6/7/8 21010-43G02/03 21010-43G25/26/27/29 21010-43G28 21010-43G85/86/87/88 21010-43G89 B1010-2S50A BA010-43G25/26	TD23 2300 D21 2700 TD27 3200 TD27T QD32	DATSUN TRUCK D21 TERRANO VBVD21 TD25 PMD21 WBVD21 PD21,PGD21 TD23 TD27 BMD21 BD21,BGD21 BD22 LRMD22 LBD22	(86.08-93.01) (86.08-93.01) (87.08-) (87.08-89.09) (87.08-89.10) (87.08-92.08) (87.08-92.08) (88.11-94.12) (88.11-97.01) (92.08-97.01) (97.01-02.08) (97.01-99.06) (99.06-02.08)	
GWN-47AF 21010-02N03 21010-02N25 21010-02N85/88 21010-02N90/93/94 B1010-02N1B B1010-6T30A B1010-VH00A	TD23 2300 TD25 2500 TD27 2700 TD27TI 2700 BD30 3000 QD32 3200 DIESEL	ATLAS F22,H40 CABSTER H41,S41 CARAVAN SP2F23,SP4F23 CONDOR SP8F23 HOMER SM6F23 SN2F23,SN4F23,SN6F23 ARE24,CRGE24 DRGE24,VRE24,VRGE24 ARGE24,KRE24,KRGE24 CWGE24,DWGE24 VWE24,VWGE24 SR2F23,SR4F23,SR8F23 P6FF23,SP6F23 SP6F23	(86.11-94.12) (89.05-94.12) (92.01-04.08) (92.01-97.08) (92.10-95.06) (95.06-99.06) (95.08-97.05) (95.08-97.05) (95.08-99.06) (97.05-01.04) (97.05-01.04) (97.08-02.08) (99.06-02.08) (99.06-04.08)	

NISSAN

PART NO.	APPLICATION GUIDE			
----------	-------------------	--	--	--

GWN-48A

1N11-15-010
 21010-1N526
 21010-53J00
 21010-53J01/02
 21010-53J03/04
 21010-53J05
 21010-53J25
 21010-70J00
 21010-9F501
 Z1010-53J00

SR16VE 1600
 SR18D 1800
 SR18DE 2000
 SR18DI
 SR20D
 SR20DE
 SR20DET
 SR20DT
 SR20VE
 SR20VT

AD VAN	PNT30	(00.10-07.08)
ALMERA	HP12,WHP12	(01.08-03.07)
AVENIR	ENU12,EU12,HNU12,HU12	(89.10-91.08)
BLUEBIRD	U12	(89.10-94.12)
EXA	HB13,HNB13	(90.01-93.12)
LAUREL SPIRIT	HP10,P10	(90.02-95.09)
LIBERTA	PNW10,PW10,W10	(90.05-98.08)
LUCINO	R10	(90.06-94.12)
PRAIRIE	HR10,PR10	(90.06-95.01)
PRAIRIE LIBERTY	HN14,N14	(90.08-94.12)
PRESEA	HNP10	(90.10-95.09)
PRIMERA	HAU12	(91.02-92.04)
PULSAR	C23	(91.06-93.08)
RASHEEN	KBC23,KBCC23	(91.06-95.08)
R'NESSA	KBNC23	(91.06-98.01)
SERENA	FHP10	(91.07-96.11)
SUNNY	TEU13	(91.09-93.08)
SUNNY NXCOUPE	U13	(91.09-94.12)
SUNNY VAN	ENU13,EU13,HNU13,HU13	(91.09-95.11)
TINO	B14	(94.01-94.12)
VANETTELARGO	HB14	(94.01-97.08)
VILLA	R11	(95.01-)
WINGROAD	HN15,HR11,PR11	(95.01-00.08)
X-TRAIL	PM11,PNM11	(95.08-98.11)
	HNP11,HP11	(95.09-01.01)
	P11	(95.09-98.09)
	ENU14,HNU14,HU14	(96.01-01.08)
	EU14	(96.01-98.09)
	HNN15	(96.05-00.08)
	WHNY10,WHY10	(96.05-99.06)
	FHP11	(96.11-98.09)
	RHNB14	(97.01-00.08)
	JB14	(97.08-99.04)
	JN15	(97.09-00.08)
	HP11,WHP11,WHNP11,WHP11	(97.09-01.01)
	HU14	(97.09-01.08)
	WP11	(97.09-98.09)
	N30,NN30	(97.10-01.07)
	RKNB14	(98.04-00.08)
	PNW11,PW11	(98.08-02.08)
	JB15	(98.10-00.09)
	PM12,PNM12	(98.11-01.05)
	HV10	(98.12-02.10)
	WPY11	(99.05-01.10)
	PC24,PNC24	(99.06-01.12)



GWN-49A




21010-50A11
 21010-50A28/9
 21010-50A89
 21010-50AY8
 21010-B1762

E13S 1300
 E15S 1500
 E15E
 E15A
 E15ET

AD	HB12,HNB12,WHB12	(85.09-87.09)
AD VAN	B12	(85.09-90.10)
AVENIR	HN13,HNN13	(86.05-88.04)
EXA	N13	(86.05-94.12)
LANGLEY	WHNB12	(86.09-87.09)
LAUREL SPIRIT	BHN13	(86.10-88.08)
LIBERTA	BHNN13	(87.01-88.08)
PULSAR	VB11	(88.05-90.10)
S-Cargo	VHB11	(88.05-90.10)
SUNNY	G20	(89.01-90.11)
SUNNY VAN	B11	(89.03-90.08)
VILLA	G20A	(90.03-90.11)








NISSAN







PART NO.	APPLICATION GUIDE			
GWN-50A 21010-0Z800 21010-1E400 21010-1E401/2/3 21010-1E425 21010-1E4Y0 21010-F4400	KA24DE 2400	BLUEBIRD PU13 U13	(93.08-95.11) (93.08-)	
GWN-51A 21010-31U25/6/7/8/9 21010-31U00 21010-31U85	VQ20DE 2000 VQ25DE 2500 VQ25DD 3000 VQ30DE 3500 VQ30DT VQ30DD VE30DE VQ35DE	BASALA APE50,APWE50 CEFIRO HF50 CIMA E51,NE51 ELGRAND PJ30 CEDRIC A32,HA32 LEOPARD PA32 MAXIMA HBY33,HY33,HY33 PRESAGE JHBY33,JHY33 GLORIA FHY33 WA32,WPA32 MY33 WHA32 HU30 PA33 A33 MY34 HY34 JHU30	(00.08-02.05) (01.01-07.10) (02.05-12.01) (91.08-94.02) (94.08-98.12) (94.08-98.12) (95.06-99.06) (96.03-99.06) (96.06-01.01) (97.06-00.08) (97.06-99.06) (97.06-99.08) (98.06-03.07) (98.12-02.08) (98.12-03.03) (99.06-01.12) (99.06-04.10) (99.11-03.06)	
GWN-52A 21010-57J00/01/02/03 21010-57J25/27/28 B1010-57J26 BA010-57J01	CD20 2000 CD20E CD20ET CD20T CD20TI LD20 DIESEL	AD W10 AD MAX VSW10 AD VAN KVC23 ALMERA C23 AVENIR KVC23,KVNC23,VVJC23 BLUEBIRD TSU13 LARGO U12 LAUREL SPIRIT SNU13,SU13 PRIMERA SW10 PULSAR W30 SERENA VNW30,VW30 SUNNY Y10 SUNNY VAN WEY10 VANETTE B14 WINGROAD SN15,SNN15 SB14,SNB14 SU14 VEGY10,VENY10,VEY10 SW11	(90.05-94.12) (90.05-99.06) (91.06-93.08) (91.06-94.12) (91.06-99.06) (91.09-93.08) (91.09-94.12) (91.09-95.11) (93.01-98.08) (93.05-94.12) (93.05-99.06) (93.08-94.12) (93.08-99.06) (94.01-94.12) (95.01-00.08) (95.09-99.09) (96.01-01.08) (97.05-99.06) (98.08-00.05)	

GWN-52A=(GWMZ-46A)

NISSAN

PART NO.	APPLICATION GUIDE			
GWN-53A 21010-61504/5 21010-61526/7/8/9 21010-61585 21010-61594 21010-615Y5	SD33 3300 DIESEL	SAFARI 150 PATROL 160	(80.06-87.10) (80.06-94.12)	
GWN-54A 21010-85G25/26/27	NA16S 1600 KA20DE 2000 NA20S	ATLAS QYD21 CARAVAN D21,GD21 HOMY QD21,QGD21,QMD21 CONDOR WH40 DATSUN TRUCK UF22,UGF22,WF22,WGF22 VANETTE F22/23,H40 DTGE24,FTGE24 FJNC22 CTGE24,VTE24,VTGE24 SJ2F23 SK2F23,SK4F23 QD22 CPGE24,VPE24,VPGE24 LPD22,PD22,SH2F23,SH4F23	(89.09-92.08) (89.09-95.08) (89.09-97.01) (90.06-91.10) (90.07-92.01) (90.07-94.12) (90.08-93.05) (90.08-94.03) (90.08-99.06) (92.01-95.06) (92.01-99.06) (97.01-99.06) (99.06-01.04) (99.06-02.08)	
GWN-54A=(GWS-41A)				
GWN-55A 21010-54A15/26/27 BA010-54A26/27	CD17 1700 DIESEL	AD SB12 AD MAX WSB12 AD VAN B12,SN13 AVENIR N13 EXA BSN13 LANGLEY B11 LAUREL SPIRIT VSB11 LIBERTA SB13,SNB13 PULSAR SN14 SUNNY WSY10,Y10 SUNNY VAN VSNY10 VILLA VSY10 VSGY10	(85.09-90.03) (85.09-90.10) (86.05-90.08) (86.05-94.12) (86.10-90.08) (88.05-90.08) (88.05-90.10) (90.01-93.12) (90.08-94.12) (90.10-93.08) (90.10-94.08) (90.10-97.05) (92.04-97.05)	
GWN-56A 21010-G5500/25/26 21010-G55Y6 21010-G8025 BA010-G5526 BA010-G8025	LD20 2000 DIESEL	VANETTE KUC22,KUJC22 LARGO VUJC22 C22 VUGJC22 GC22 UGJC22,UJC22	(85.09-91.06) (85.09-94.03) (85.09-94.12) (86.05-93.04) (86.05-94.12) (88.11-94.03)	
GWN-57A 21010-G5510/85/86 21010-G5594 21010-G8125 21010-G81Y5 BA010-G5586 BA010-G8125	LD20 2000 LD20T DIESEL	BLUEBIRD VUJC22 CARAVAN C22 HOMY KUGC22 LARGO GC22 VANETTE E24 KSE24,KSGE24 KUGNC22 VUGJNC22 EJ910 910 KUC22,KUJNC22 VUJNBC22 VUJNC22 UGJNC22	(85.09-94.03) (85.09-94.12) (86.05-93.04) (86.05-94.12) (86.09-90.10) (86.09-90.10) (86.11-93.04) (86.11-93.04) (88.02-93.06) (88.02-94.12) (88.09-91.06) (88.09-91.06) (88.09-94.03) (88.11-94.03)	

NISSAN






PART NO.	APPLICATION GUIDE		
GWN-59A 21010-10V00 21010-10V25/26/27/28	VG20P 2000 VG20E 3000 VG30E VG30ET	CARAVAN BJJY31,CBJY31 (04.01-07.07) CEDRIC PAY31,PY31,YPY31,Y31 (87.06-02.08) CIMA Y31/32 (87.06-94.12) GLORIA TY31 (87.12-91.06) HOMY E24 (88.10-94.12) LEOPARD KEE24 (88.10-97.05) AEGE24 (88.10-99.06) CY31 (90.08-02.08) PY32,Y32 (91.06-95.06) YY31 (91.06-95.08) FEGE24 (93.05-99.06) PY33 (95.06-99.06) Y33 (96.01-99.06) JPY33 (96.03-97.10) JY33 (97.01-99.06)	
GWN-60A 21010-06J25/26/27/28 21010-06J29	TD42 4200 TD42T	SAFARI VRY60 (87.10-93.08) PATROL Y60 (87.10-94.12) VRGY60 (87.10-97.10) WRGY60,WRV60 (91.02-97.10) WRGY61 (97.10-99.09) VRGY61 (99.09-02.11)	
GWN-61A 21010-0W025/26/27 21010-0W028/002/003 21010-4S100/05/25/26 B1010-0W00J	VG33E 3300	ELGRAND LR50 (95.09-02.08) PATHFINDER JLR50 (96.08-02.08) TERRANO ALE50,ALWE50 (97.05-02.05) TERRANO JLUR50 (99.02-01.10) REGULUS LUR50 (99.02-02.08)	
GWN-62A 21010-9C600	LD23 2300 DIESEL	SERENA (95-) VANETTE (96-)	
GWN-63A 21010-05E25/26/27	LD20 2000 DIESEL	BLUEBIRD EU11 (83.10-87.09) VEU11 (83.10-90.05) U11 (83.10-94.12) SU12 (87.09-91.08) U12 (87.09-94.12)	
GWN-64A 21010-44G00 21010-44G25/26/27/28 21010-44G29 21010-69T02	TD25 2500 TD27 2700	ATLEON D21 (88.01-92.12) CABSTAR DATSUN TRACK TRADE	

NISSAN


PART NO.	APPLICATION GUIDE		
<p>GWN-65AF</p> <p>21010-0F002/3 21010-2S526 21010-80G01 21010-80G25/28/29 21010-80G26 21010-80G27 21010-80G85/86 21010-80G87/89 21010-80G88 21010-G2404 21010-WJ125 B1010-80G0E</p>	<p>D21 2700 TD27T</p>	<p>DATSUN TRUCK D21 MISTRAL WBYD21 TERRANO TD27T BMD21 LBYD21 R20 LBMD21 KR20</p>	<p>(88.11-94.12) (88.11-95.08) (92.08-94.12) (92.08-97.01) (93.01-95.08) (94.02-96.10) (95.08-97.01) (95.11-96.10)</p>
<p>GWN-66A</p> <p>21010-89TA2 21010-89TA7 21010-89TB1</p>	<p>4HF1 4300 4HF1N 4600 4HG1 4800 4HV1 5000 4HE1T 4HL1 4HL1N 4HJ1 4HJ1N</p>	<p>ATLAS AKS71EA,BPR71PAR CONDOR AKR72LR,BPR72LAR AKS71EAD,BKS71EA/EAD AKR72LN,APR72PYR AKR72E/GN,BPR72PAV BKR72EP/LN BKR72E3N/72GN,BPR72LAV/PAR BKR81E/EA/ED/EN/LR,BPR81LR BKR81EAV/81EP AKR81EAV,AKR81EP AKR81EP/GAV/GN/LAR/LR/LV APS72PAR,BKS81LAR BPR81PAV AKS81GAR,APR72LV BKS81A,BPS81N BPR81AN,BPR81DR AKR82AN,BKR82AN/82N AKS71GDR/71GR APR71LR/71LV/71PV BKR66EA/ED/EP/ER/LAV/LR BPR71LR/LV APR66GV BKR66LVX BKS71LAR BPR72LR/LV/PR/PV,BPS72LN AKR66ED/66LR AKR71E2N AKS71GAN,BKS71GAN AKR66K BKR71E3N</p>	<p>(00.08-02.06) (00.09-12.01) (00.10-02.06) (01.03-02.06) (01.03-12.01) (01.04-02.06) (01.04-12.01) (02.05-12.01) (02.05-12.01) (02.06-04.06) (02.06-12.01) (03.03-12.01) (03.04-12.01) (03.05-12.01) (04.10-12.01) (04.11-12.01) (05.05-12.01) (95.05-02.06) (95.05-02.06) (95.05-02.06) (96.07-99.05) (96.10-99.05) (97.04-02.06) (97.04-12.01) (97.05-02.06) (98.08-99.05) (98.09-99.05) (99.02-02.06) (99.04-12.01)</p>
<p>GWN-67A</p> <p>21010-59Y25/26</p>	<p>CD17 1700</p> <p style="text-align: center; margin-top: 100px;">DIESEL</p>	<p>AD VSNY10,VSY10 AD MAX SB13,SNB13 AD VAN VSGY10 AVENIR SN14 PULSAR Y10 SUNNY SUNNY VAN</p> <p style="text-align: center; margin-top: 20px;">*CAUTION(DIFERENCE OF GWN-55A & GWN-67A) DESIGN OF TIMING PULLEY(GROOVE)</p> <div style="display: flex; justify-content: center; align-items: center; gap: 20px;"> <div style="text-align: center;">  <div style="border: 1px solid black; padding: 2px 5px; width: 60px; margin: 0 auto;">GWN-55A</div> </div> <div style="text-align: center;">  <div style="border: 1px solid black; padding: 2px 5px; width: 60px; margin: 0 auto;">GWN-67A</div> </div> </div>	<p>(90.10-97.05) (92.01-93.12) (92.04-97.05) (92.08-94.12) (93.08-94.12)</p>



NISSAN

PART NO.	APPLICATION GUIDE				
GWN-68A 21010-22J00 21010-22J25/26 21010-28J25/26 21010-81T00 21010-81T25 21010-V7225/6/7/8 21010-V7285/286 B1010-81T26 B1010-V7286 BA010-22J25	LD28 2800 RD28 RD28E RD28T	CEDRIC CIMA CREW GLORIA LAUREL PATROL SAFARI SKYLINE	UY30 VUY30,WUY30 Y30 R31 SR31 TSJC32 SJC32 C32 UJY31,UY31 Y31 TUJY31 C33,SC33 CUY31 Y32 UY32 C34 SC34 WYY60 UY33 SC35,SK30,TSK30	(85.06-87.05) (85.06-93.08) (85.06-94.12) (85.08-89.03) (85.08-89.04) (86.10-88.12) (86.10-93.08) (86.10-94.12) (87.06-02.08) (87.06-94.12) (87.12-91.06) (88.12-93.01) (90.08-99.08) (91.06-94.12) (91.06-95.06) (93.01-94.12) (93.01-97.06) (94.10-97.10) (95.06-99.06) (99.08-02.08)	
GWN-69A 21010-F6500 21010-F6525/26/27 21010-F6528 21010-F65Y8	VG20DT 2000 VG30DT 3000 VG30DE L20DET VG30DET	CEDRIC CIMA GLORIA LEOPARD LEOPARD JFERIE	UF31 Y31 FPAY31,FPY31 GF31 F31 CY31	(86.02-91.12) (87.06-94.12) (88.01-91.08) (88.08-91.12) (88.08-94.12) (89.06-91.06)	
GWN-70A 21010-42L00/01 21010-42L25/26 21010-70T00/25 21010-70TY5 21010-79L00 21010-79L25	RB20D 2000 RB20DE 2500 RB20DT RB20E RB25D RB25DE RB20P RB20E/DE RB20ET	CEDRIC CEFIRO CREW GLORIA LAUREL SKYLINE	HJC32 HR31 YHR31 WHJR31 MJY31 HC33,HCC33 YHR32 HCR32,HNR32,HR32 NA31 EC33,ECC33 EA31,ECA31,LA31,LCA31,LNA31 HC34 R32 HK30	(84.10-88.12) (85.08-89.04) (85.08-89.11) (86.01-89.11) (87.06-91.06) (88.12-93.01) (89.05-91.08) (89.05-93.08) (90.08-92.06) (91.10-93.01) (92.06-94.08) (93.01-97.06) (93.05-94.12) (94.01-99.08)	
GWN-71A 21010-50K29	H20	NISSAN FORKLIFT			
GWN-72A 21010-19B25 21010-19BY5 21010-24B25	MA09RT 900 MA10T 1000 MA10S 1200 MA12	FIGARO MARCH PAO	EK10 K10 PK10 FK10	(88.01-92.01) (88.12-94.12) (89.01-94.10) (91.02-92.04)	

NISSAN






PART NO.	APPLICATION GUIDE			
GWN-73A 21010-4M500 21010-4M525 21010-4M526 21010-5M000 21010-5M025 21010-9F600 21010-9F605 21010-F4600 21010-F460A 21010-F4625	QG13DE 1300 QG15DE 1500 QG18DN 1800 QG18DE QG18DD	AD VGY11 (00.01-12.01) ALMERA FG10,QG10,QNG10 (00.08-05.12) AVENIR QP12 (02.02-05.12) BLUEBIRD W11 (98.08-05.09) BLUEBIRD SYLPHY QP11,WQP11 (98.09-01.01) EXPERT QU14 (98.09-01.08) PRIMERA QB15 (98.10-02.05) SUNNY B15,FB15,FNB15 (98.10-04.10) TINO V10 (98.12-03.03) WINGROAD WHY11 (99.05-01.10) WFY11,WHNY11 (99.05-05.11) VNW11,VW11 (99.06-06.12) VFY11,VHNY11,VY11 (99.06-12.01)		
GWN-74A 21010-5L326/7/8	RB20DE 2000 RB25DE 2500 RB25DT	LAUREL GC35,GNC35,HC35 (97.06-02.08) SKYLINE WGC34,WGNC34 (97.08-01.10) STAGEA WHC34 (97.08-01.10) ENR34,ER34 (98.05-01.06) HR34 (98.05-01.06)		
GWN-75A 21010-65F01 21010-65F25/26/27	SR20DE 2000	SILVIA CS/S-14 (93.10-98.12) S15 (99.01-02.08)		
GWN-76A 21010-AD200/1 21010-AD225/6 B1010-AD226	YD22DD 2200 YD25DT 2500	AD VNU30,VU30 (98.06-01.08) BASALA VC24,VNC24 (99.06-01.12) EXPERT VENY11,VEY11 (99.06-03.08) PRESAGE VENW11,VEW11 (99.06-05.12) SERENA SB15 (99.09-02.05) SUNNY JVNU30,JVU30 (99.11-01.08) X-TRAIL		
GWN-77A 21010-AA252 21010-AA525 21010-AA527	RB25DT 2500	CEDRIC ER34 (98.05-01.06) GLORIA WGC34 (98.08-01.04) LAUREL WGNC34 (98.08-01.10) SKYLINE GC35,GCC35 (98.09-02.08) STAGEA ENY34 (99.06-04.10)		
GWN-78A 21010-0T025	FD42 4200 FD46 4600	ATLAS DG2H41,LG2YH41 (91.10-95.05) CONDOR DG2S41,LG2YS41,LG4YS41,RG2YS41 (91.10-95.05) LG4YH41,RG2YH41 (91.10-95.05) SG2H41,VG2YH41,ZG4YH41 (91.10-95.05) SG2S41,VG2YS41,ZG4YS41 (91.10-95.05) RH4YH41,UH4YH41,UH5YH41 (92.01-95.05) RH4YS41,UH4YS41,UH5YS41 (92.01-95.05) UG4YH41,VG4YH41 (92.01-95.05) UG4YS41,VG4YS41 (92.01-95.05) VH4YH41,VH4YS41 (92.01-95.05) DG7YH41,LG7YH41 (92.11-95.05) DG7YS41,LG7YS41,LG8YS41/H41 (92.11-95.05) UH3YH41,UH3YS41 (93.10-95.05) VG3YH41/S41,ZG3YH41/S41 (93.10-95.05)		

NISSAN






PART NO.	APPLICATION GUIDE				
GWN-79A 21010-52F00 21010-52F01 B1010-52F01	SR20D 2000 SR20DE 2000 SR20DT 2000	180 SX KPS13,PS13 SERENA KRPS13,RPS13 SILVIA KBC23,KBCC23,KBNC23	(91.01-93.10) (91.01-99.01) (91.06-99.06)		
GWN-80A* (21010-4A00G 21010-4A0A1/2/4/6) W/HOUSING NO.	K6A 660	MOCO MG21S	(02.04-06.02)		
GWN-81A* (21010-4A00D 21010-4A00J 21010-4A0A3/5/7) W/HOUSING NO.	K6A 660	MOCO MG21S	(02.04-06.02)		
GWN-82A 21010-6A0A0	3G83 660	CLIPPER U71T/TP/TY/V,U72T/TP/TY/V CLIPPER RIO U71W,U72W	(03.10-12.01) (07.06-12.01)		
GWN-83A 21010-6A0A1	3G83 660	OTTI H91W H92W	(05.06-06.10) (06.10-12.01)		
GWN-84A 21010-EB300 21010-EB325 21010-VK525 B1010-VK525	2500	KING CAB 2500 NAVARA PATHFINDER	(02.03-) (05.07-) (05.03-)		
GWN-86A 21010-6N20A 21010-6N21A 21010-6N225/6 21010-8J000 21010-8J010 21010-F461A/B 21010-F462A	QR20DE 2000 QR20DD 2500 QR25DE QR25DD	AVENIR TG10 BASALA NT30,T30 BLUEBIRD SYLPHY RP12,WRP12 ELGRAND TP12,WTNP12,WTP12 LIBERTY RM12,RNM12 MURANO JTNU30,JTU30 PRESAGE TNU30,TU30 PRIMERA TNP12 SERENA WRY11 TEANA RC24,TC24,TNC24 WINGROAD RNW11,RW11 X-TRAIL TNJ31 TNU31,TU31 TZ50	(00.08-05.12) (00.10-07.08) (01.01-05.12) (01.01-05.12) (01.05-04.12) (01.08-03.06) (01.08-03.07) (01.08-05.12) (01.10-05.11) (01.12-05.05) (02.08-05.09) (03.02-08.06) (03.06-12.01) (04.09-12.01)		

Continued

NISSAN


PART NO.		APPLICATION GUIDE							
GWN-86A									
				TNT31	(07.08-12.01)				
				TNJ32	(08.06-12.01)				
				TNZ51	(08.09-12.01)				
				TZ51	(10.01-12.01)				
				TE52,TNE52	(10.08-12.01)				
GWN-87A 21010-ED325		HR15DE	1500	BLUEBIRD SYLPHY NC11	(04.09-08.01)				
				CUBE CUBIC SNC11	(04.10-08.01)				
				NOTE NE11	(05.01-07.12)				
				TIIDA YGNZ11,YGZ11	(05.05-08.11)				
				TIIDA LATIO NY12	(05.11-08.01)				
				WINGROAD NG11	(05.12-09.05)				
GWN-88A 21010-EE025		HR12DE	1200	BLUEBIRD SYLPHY NY12	(05.11-12.01)				
		HR15DE	1500	CUBE NG11	(05.12-12.01)				
				CUBE CUBIC YGNZ11,YGZ11	(06.12-08.11)				
				JUKE NC11	(06.12-12.01)				
				MARCH NE11	(06.12-12.01)				
				NOTE SNC11	(06.12-12.01)				
				TIIDA E11	(07.12-12.01)				
				TIIDA LATIO C11	(08.01-12.01)				
				WINGROAD SC11	(08.01-12.01)				
				Y12	(08.01-12.01)				
				NZ12,Z12	(08.11-12.01)				
				YF15	(10.06-12.01)				
				NK13	(10.07-12.01)				
GWN-89A B1010-ED00A 21010-ED025		HR15DE	1200	AD C11	(04.09-10.08)				
		HR16DE	1500	AD EXPERT SC11	(04.10-12.01)				
		HR12DE	1600	BLUEBIRD SYLPHY E11	(05.01-07.12)				
				CUBE YGZ11,YZ11	(05.05-08.11)				
				CUBE CUBIC YK12	(05.08-12.01)				
				JUKE Y12	(05.11-12.01)				
				MARCH G11	(05.12-12.01)				
				MICRA VY12	(06.12-12.01)				
				NOTE FHZK12	(07.07-12.01)				
				NV200 VANETTE ZE11	(08.10-12.01)				
				TIIDA VZNY12	(08.12-12.01)				
				TIIDA LATIO M20,VM20	(09.05-12.01)				
				WINGROAD K13	(10.07-12.01)				
GWN-90A 21010-EN225 21010-ET025 B1010-1GZ0A B1010-EN20B B1010-ET00A		MR18DE	1800	AD EXPERT B30,NB30	(04.12-12.01)				
		MR20DE	2000	BLUEBIRD SYLPHY JC11	(05.01-10.08)				
				DUALIS SJC11	(05.01-12.01)				
				QASHQAI C25,NC25	(05.05-10.11)				
				RAFESTA JY12	(05.11-12.01)				
				SERENA KG11	(05.12-12.01)				
				TIIDA CC25,CNC25	(06.06-10.11)				
				TIIDA LATIO VJY12	(06.12-12.01)				
				WINGROAD J10,NJ10	(07.05-12.01)				
				X-TRAIL NT31,T31	(07.08-12.01)				
				KJ10,KNJ10	(07.12-12.01)				

NISSAN

PART NO.	APPLICATION GUIDE				
GWN-91A 21010-AX401	CR14DE 1400	CUBE MARCH	BNZ11 BNK12	(02.10-08.11) (02.09-12.01)	
GWN-92A 21010-AX000 21010-AX00A 21010-BX000	CR10DE 1000 CR12DE 1200 CR14DE 1400	AD CUBE CUBE CUBIC MARCH MICRA NOTE	K12 BK12 AK12 BZ11 BGZ11 VAY12	(02.02-03.07) (02.02-05.08) (02.02-12.01) (02.10-08.11) (03.09-08.11) (06.12-12.01)	
GWN-93A 21010-7Y00A 21010-7Y025/6 21010-AL525/6/7/8 21010-JK00A B1010-JK00A B1010-JK20A	VQ23DE 2300 VQ25DE 2500 VQ25HR 3000 VQ25DD 3500 VQ25DT VQ30DD VQ35DE	CEDRIC ELGRAND FAIRLADY Z FUGA GLORIA GT-R MURANO PATHFINDER PRESAGE SKYLINE STAGEA TEANA	CPV35 HM35 HV35 HY34 HZ33 J31 J32 M35,NM35 ME51,MNE51 MY34 NM35 NV35 NV36,V36 PE52,PNE52 PJ31 PJ32 PM35,PNM35 PNU31 PNY50,PY50 PNZ50,PZ50 PNZ51 PU31 PV35 V35 Y50 Y51 Z33	(03.01-06.11) (01.10-04.08) (01.06-04.11) (01.12-04.10) (03.10-07.01) (04.06-08.06) (08.06-12.01) (01.10-12.01) (04.12-12.01) (01.12-04.10) (01.10-04.08) (01.09-06.11) (06.11-12.01) (10.08-12.01) (04.06-08.06) (08.06-12.01) (04.08-12.01) (03.06-06.05) (04.10-07.12) (04.09-12.01) (08.09-12.01) (06.05-12.01) (02.01-06.11) (01.06-06.11) (04.10-12.01) (09.11-12.01) (02.07-07.01)	
GWN-94A 21010-7B000	V6 3300	LIGHT DUTY TRUCKS QUEST		(99-02)	
GWN-95A 21010-0P503 21010-0P525/6/7/8/9 B1010-0P529	VG30DT 3000 VG30DE	CIMA GLORIA CEDRIC LEOPARD JFERIE	FPY32 JPY32 PAY32,PBY32,PY32	(93.09-96.06) (92.06-95.12) (91.06-95.06)	

NISSAN

PART NO.	APPLICATION GUIDE					
----------	-------------------	--	--	--	--	--

GWN-96A 21010-Z5428 21010-Z5612 21010-Z5679	FE6	7000	CONDOR	LK210 LK211 MF211 PK211	(95-)	<div style="border: 1px solid black; border-radius: 15px; padding: 2px; display: inline-block; margin-bottom: 5px;">NEW</div> 

OPEL

PART NO. APPLICATION GUIDE

GWO-01A

1334032
1334035
1241680
1334072
1334081
25515147
2898355
90108735
90136224
02898355




64- 1500
64-69 1600
65-66 1700
65-67 1900
65-69 2000
66-71 2500
67-69 2600
67-71 2800
67-72 3000
67-73 4600
68-73
69-72
69-75
69-76
69-78
70-75
71-75
72-75
72-77
72-78
72-99
74-75
75-77
75-81
75-84
77-80
77-82
77-84
77-86
77-88
78-82
78-86
78-87
79-81
80-82
81-82
81-86

REKORD B,C,D#
ADMIRAL,OLIMPIA,COMMODORE,KADETT
ASCONA B,MANTA B,KAPITAN
(HOLDEN TORANA OPEL eng)
(VAUXHAUL CAVALIER,COUPE)(OPEL USA)
ADMIRAL A S
A HL
A
B S
B E
B
ASCONA A (81_,86_,87_,88_) N
A (81_,86_,87_,88_) S
A (81_,86_,87_,88_) SR
A Voyage (84_,89_) N
A Voyage (84_,89_) S
A Voyage (84_,89_) SR
B (81_,86_,87_,88_) N
B (81_,86_,87_,88_) S
B (81_,86_,87_,88_) E
COMMODORE A
A GS
A GS/E
A Coupe
A Coupe GS
A Coupe GS/E
B
B GS
B GS/E
B Coupe
B Coupe GS
B Coupe GS/E
C (14_,19_) E
C (14_,19_) S
C Estate (61) E
C Estate (61) S
DIPLOMAT A
B E
GT GT
KADETT B
B Coupe
MANTA A (58_,59_)
A (58_,59_) S
A (58_,59_) GT/E
B (58_,59_) N
B (58_,59_) S
B (58_,59_)
B (58_,59_) E
B CC (53_,55_) N
B CC (53_,55_)
B CC (53_,55_) E
B CC (53_,55_) S
MONZA A (22_) E
A (22_)
A (22_) GSE
OLYMPIA A
A Coupe
REKORD B
B Coupe
B Estate
C
C S






continued

OPEL

PART NO.	APPLICATION GUIDE	
GWO-01A		<p>REKORD C Sprint C Coupe C Coupe S C Coupe Sprint C Estate C Estate S D D S D Coupe S D Coupe D Estae D Estae S E (17_-19_,11_,14_,16_) E (17_-19_,11_,14_,16_) E E (17_-19_,11_,14_,16_) S E Estate (61_,66_,67) E Estate (61_,66_,67) E E Estate (61_,66_,67) S</p> <p>SENATOR A (29_) E A (29_)</p> 
GWO-05AP 90076952 1334004 1334023 1334070 90076952 90183273 90325659 90349241	79-80 1300 79-81 79-84 79-86 80- 81-86 81-88 82- 82-87 82-89 84-87 84-89 84-91 85-87 85-89 85-91 86-89 86-90 87-93	<p>KAD ETT D 1.3 ASCONA C 1.3 (Front Wheel Drive) ASCONA B (81_,86_,87_,88_) N B (81_,86_,87_,88_) S C (81_,86_,87_,88_) N C (81_,86_,87_,88_) S C Hatchback (84_,89_) N C Hatchback (84_,89_) S</p> <p>CORSA A Box A Hatchback (93_,94_,98_,99_) A Hatchback (93_,94_,98_,99_) i A Hatchback (93_,94_,98_,99_) S A TR (91_,92_,96_,97_) A TR (91_,92_,96_,97_) S</p> <p>KADETT D (31_,34_,41_,44_) N D (31_,34_,41_,44_) S D (32_,37_,39_,42_) N D (32_,37_,39_,42_) S D Estate (35_,36_,45_,46_) N D Estate (35_,36_,45_,46_) S E (39_,49_) i CAT E (39_,49_) N E (39_,49_) S E Box (37_,47_) N E Combo (38_,48_) N E Combo (38_,48_) S E Convertible (48B_) S E Estate (35_,36_,45_,46_) i CAT E Estate (35_,36_,45_,46_) N E Estate (35_,36_,45_,46_) S E Hatchback (33_,34_,43_,44_) i CAT E Hatchback (33_,34_,43_,44_) N E Hatchback (33_,34_,43_,44_) S</p> <p>MANTA B (58_,59_) N B (58_,59_) S B CC (53_,55_) N B CC (53_,55_) S</p>  <p>NUMBER OF TOOTH (19) $\Phi 56.234\text{mm}$ </p>

OPEL

PART NO. APPLICATION GUIDE

<p>GWO-08AP</p> <p>1334045 90136382 1334074 1334087 90096415 3469874 90141738 90108739</p>	<p>72-77 2000 73-79 2100 77-82 2200 77-86 2500 78-81 3100 91-94 91-98 92</p>	<p>ASCONA,MANTA ASCONA B (81_,86_,87_,88_) D CAMPO (TF_) D 4x4 (TFS54) (TF_) TD 4x4 (TFS69) REKORD D D Estate D E (17_,19_,11_,14_,16_) D E Estate (61_,66_,67) D MONTEREY A (UBS_) TD (UBS69)</p>	<div style="border: 2px solid black; padding: 5px; width: fit-content; margin: auto;">DISCONTINUED</div>
<p>GWO-09A</p> <p>1334012/15/99 90285034 90285418 90106450</p>	<p>79-84 1600 82- 82-84 82-88 84- 84-88 84-89 86-89</p>	<p>ASCONA C 1.6 diesel FWD KADETT D 1.6 diesel KADETT E 1.6 diesel ASCONA C (81_,86_,87_,88_) D C Hatchback (84_,89_) D KADETT D (31_,34_,41_,44_) D D (32_,37_,39_,42_) D D Estate (35_,36_,45_,46_) D E (39_,49_) D E Box (37_,47_) D E Combo (38_,48_) D E Estate (35_,36_,45_,46_) D E Hatchback (33_,34_,43_,44_) D</p>	<div style="text-align: center;">  <p>NUMBER OF TOOTH (21)</p> <p>Φ62.3mm</p>  </div>
<p>GWO-10A</p> <p>1334008 90220568 12508606 12511062 12517379 52273124 90272361 90273361 90392902 90392908 AW5036</p>	<p>81-86 1600 81-88 1800 82-88 2000 86-88 87- 87-88 90-97 91-98 92-98 93-94</p>	<p>ASCONA,KADETT, ASTRA,BELMONT, CARLTON,CAVALIER 1600cc N,SH eng. 1800cc SE,NV eng. 2000cc E,NE,SEH eng. ASCONA C (81_,86_,87_,88_) C (81_,86_,87_,88_) S C (81_,86_,87_,88_) i C (81_,86_,87_,88_) i CAT C (81_,86_,87_,88_) i GT C Hatchback (84_,89_) C Hatchback (84_,89_) S C Hatchback (84_,89_) i C Hatchback (84_,89_) i CAT C Hatchback (84_,89_) i GT ASTRA F (56_,57_) i F Convertible (53_B) i F Estate (51_,52_) i F Hatchback (53_,54_,58_,59_) i CALIBRA A (85_) i A (85_) i 4x4</p>	<div style="text-align: center;">  </div>


continued

OPEL

PART NO. APPLICATION GUIDE

GWO-10A

89	1600	FRONTERA	A Sport (5_SUD2) i (52SUD2,55SUD2)
84-91	1800	KADETT	E (39_,49_) S
84-92	2000		E (39_,49_)
85-91			E (39_,49_) i
86-87			E (39_,49_) i CAT
86-91			E Box (37_,47_) i
86-93			E Convertible (43B_) i
86-94			E Convertible (43B_) i CAT
87-90			E Estate (35_,36_,45_,46_) S
87-91			E Estate (35_,36_,45_,46_) i
88-89			E Estate (35_,36_,45_,46_) i CAT
88-90			E Hatchback (33_,34_,43_,44_) i
88-92			E Hatchback (33_,34_,43_,44_) S
88-95			E Hatchback (33_,34_,43_,44_) GSI
89-92			E Hatchback (33_,34_,43_,44_) GSI
89-95			CAT
90-95		OMEGA	A (16_,17_,19_)
92-98			A (16_,17_,19_) N
94-00			A (16_,17_,19_) S
			A (16_,17_,19_) i
			A Estate (66_,67_)
			A Estate (66_,67_) N
			A Estate (66_,67_) S
			A Estate (66_,67_) i
			B (25_,26_,27_)
		VECTRA	A (86_,87_) i CAT
			A (86_,87_) S
			A (86_,87_) S 4x4
			A (86_,87_)
			A (86_,87_) i
			A (86_,87_) i 4x4
			A (86_,87_) i 4x4 CAT
			A (86_,87_) i CAT
			A Hatchback (88_,89_) i
			A Hatchback (88_,89_) i CAT
			A Hatchback (88_,89_) S
			A Hatchback (88_,89_)
			A Hatchback (88_,89_) I GT





NUMBER OF TOOTH (21)

Φ62.3mm



OPEL

PART NO.	APPLICATION GUIDE		
GWO-11A 1334014 90284913 90295078	82-84 1600 82-88 1700 84-91 84-92 86-94 87- 88-95 91-98 91-99 92-98 98-00		ASTRA,ASTRAMAX,ASCONA,KADETT,BELMONT,CAVALIER ASCONA C (81_,86_,87_,88_) D C Hatchback (84_,89_) D ASTRA F (56_,57_) D F Estate (51_,52_) D F CLASSIC Hatchback TD F Hatchback (53_,54_,58_,59_) D F Van (55_) D KADETT D (31_,34_,41_,44_) D D (32_,37_,39_,42_) D E (39_,49_) D E Box (37_,47_) D E Combo (38_,48_) D E Estate (35_,36_,45_,46) D E Hatchback (33_,34_,43_,44_) D VECTRA A (86_,87_) D A Hatchback (88_,89_) D
			 <p style="text-align: center;">NUMBER OF TOOTH (21)</p> <p style="text-align: center;"><u>Φ62.3mm</u></p>
GWO-12A 1334017 90281612 1334038 90442207	86-91 2000 86-93 87-91 88- 88-91 89-90 89-94 89-95 90-94 90-95 91-98 92-94 92-97 93-98 94-95 98-00		KADETT,VECTRA 16V 2000cc E,GSI,XE eng. ASTRA F Estate (51_,52_) i 16V F Hstchback (53_,54_,58_,59_) GSI 16V F CLASSIC Hatchback i CALIBRA A (85_) i 16V A (85_) i 16V 4x4 A (85_) i Turbo 4x4 KADETT E (39_,49_) i CAT E Convertible (43B_) i E Convertible (43B_) i CAT E Hatchback (33_,34_,43_,44_) GSI E Hatchback (33_,34_,43_,44_) GSI 16V E Hatchback (33_,34_,43_,44_) GSI 16V CAT VECTRA A (86_,87_) i 16V A (86_,87_) i 16V 4x4 A (86_,87_) i Turbo 4x4 A (86_,87_) 16V 4x4 A (86_,87_) GT 16V A (86_,87_) GT 16V 4x4 CAT A (86_,87_) GT 16V CAT A Hatchback (88_,89_) i 16V A Hatchback (88_,89_) i 16V CAT
			 <p style="text-align: center;">NUMBER OF TOOTH (21)</p> <p style="text-align: center;"><u>Φ62.3mm</u></p>

OPEL


PART NO. APPLICATION GUIDE

GWO-13A

1334098
90144227
1334025
90325660
1334065
90234198
90349239
90392901
9192793
96351969
D5094013802
D90325660A
1334010


79-84 1200
82-84 1400
82-90 1600
82-93
83-
84-86
84-91
86-90
86-91
87-93
88-92
88-93
88-95
89-91
89-93
90-91
90-93
91-93
91-94
91-98
91-99
92-93
92-98
93-00
93-01
93-95
94-01
94-98
95-02
95-03
96-00
96-98
97-00
98-00
98-02
98-05
99-00

CROSA 1200cc
KADETT 1200cc
ASTRA 1200cc
NOVA 1200cc
ASTRA F (56_,57_)
F (56_,57_) i
F (56_,57_) i 16V
F (56_,57_) Si
F CLASSIC Estate i
F CLASSIC Hatchback i
F CLASSIC Saloon i
F Convertible (53_B) Si
F Convertible (53_B) i
F Estate (51_,52_)
F Estate (51_,52_) i
F Estate (51_,52_) Si
F Hatchback (53_,54_,58_,59_)
F Hatchback (53_,54_,58_,59_) i
F Hatchback (53_,54_,58_,59_) i 16V
F Hatchback (53_,54_,58_,59_) Si
F Van (55_) i
G Box (F70)
G Estate (F35_)
G Hatchback (F48_,F08_)
G Saloon (F69_)
COMBO (71_)
CORSA A Box
A Hatchback (93_,94_,98_,99_)
A Hatchback (93_,94_,98_,99_) i
A Hatchback (93_,94_,98_,99_) N
A Hatchback (93_,94_,98_,99_) S
A Hatchback (93_,94_,98_,99_) Si
A Hatchback (93_,94_,98_,99_) GSI
A Hatchback (93_,94_,98_,99_) GSI
CAT
A TR (91_,92_,96_,97_) i
A TR (91_,92_,96_,97_) S
B (73_,78_,79_) i
B (73_,78_,79_) i 16V
B (73_,78_,79_) Si
B Box (73_) i
KADETT D (31_,34_,41_,44_)
D (31_,34_,41_,44_) S
D (32_,37_,39_,42_) S
D Estate (35_,36_,45_,46_) S
E (39_,49_) i
E (39_,49_) S
E (39_,49_) i CAT
E Box (37_,47_)
E Box (37_,47_) i
E Combo (38_,48_) i
E Combo (38_,48_) S
E Convertible (43B_) i
E Convertible (43B_) S





Continued

OPEL



PART NO.		APPLICATION GUIDE	
GWO-13A		<p>KADETT</p> <p>E Convertible (43B_) i CAT E Estate (35_,36_,45_,46_) E Estate (35_,36_,45_,46_) i E Estate (35_,36_,45_,46_) S E Estate (35_,36_,45_,46_) i CAT E Hatchback (33_,34_,43_,44_) E Hatchback (33_,34_,43_,44_) i E Hatchback (33_,34_,43_,44_) S E Hatchback (33_,34_,43_,44_) i CAT</p> <p>VECTRA</p> <p>A (86_,87_) S A (86_,87_) A (86_,87_) i A (86_,87_) i CAT A Hatchback (88_,89_) S A Hatchback (88_,89_) i A Hatchback (88_,89_) i CAT B (36_) i B Estate (31_) i B Hatchback (38_) i</p> <p>TIGRA</p> <p>(95_) 16V</p>	 <p>NUMBER OF TOOTH (19)</p> <p>Φ56.234mm</p>
GWO-14AP			
	<p>1334097</p> <p>90156532</p>	<p>75- 1700</p> <p>75-77 1900</p> <p>77-80 2000</p> <p>77-81 2200</p> <p>77-82</p> <p>77-84</p> <p>77-86</p> <p>77-88</p> <p>79-81</p> <p>83-</p> <p>83-86</p> <p>83-87</p> <p>84-87</p>	<p>BEDFORD CF2 97000 PETROL</p> <p>OPEL ASCONA B 2.0 Commodore C</p> <p>OPEL Manta B 2.0 Monza,Senator</p> <p>Rekord,</p> <p>VAUXHALL Carlton</p> <p>ASCONA</p> <p>B (81_,86_,87_,88_) S B (81_,86_,87_,88_) E B (81_,86_,87_,88_) N</p> <p>MANTA</p> <p>B (58_,59_) B (58_,59_) E B (58_,59_) S B CC (53_,55_) B CC (53_,55_) E B CC (53_,55_) S</p> <p>MONZA</p> <p>A (22_) E</p> <p>REKORD</p> <p>D Coupe D Estate S E (17_,-19_,11_,14_,16_) E (17_,-19_,11_,14_,16_) E E (17_,-19_,11_,14_,16_) S E Estate (61_,66_,67_) E Estate (61_,66_,67_) E E Estate (61_,66_,67_) S</p> <p>SENATOR</p> <p>A (29_) E</p>

OPEL



PART NO.	APPLICATION GUIDE		
<p>GWO-15A</p> <p>1334021 , 90271492 90220290/668 90348231 FWP1467 QCP2689 1334009 6334012 93179380</p>	<p>86-88 2300 86-94 2400 87-90 2500 87-93 2600 87-94 3000 88-93 88-94 89-93 89-94 90-93 92-98 96-98</p>		<p>OPEL FRONTERA 2300D,2400i OMEGA 2300D,2400i,3000cc SENETOR 2500,2600,3000cc VUXHALL CARLTON 2300D,2400,2600,3000cc FRONTERA A (5_MWL4) TD (5JMWL4) A (5_MWL4) i (53MWL4) A Sport (5_SUD2) TDS OMEGA A (16_,17_,19_) D A (16_,17_,19_) TD A (16_,17_,19_) TD Interc. A (16_,17_,19_) i A (16_,17_,19_) (3000) A (16_,17_,19_) (3000) CAT A (16_,17_,19_) 24V (3000) A Estate (66_,67_) D A Estate (66_,67_) TD A Estate (66_,67_) TD Interc. A Estate (66_,67_) i A Estate (66_,67_) A Estate (66_,67_) CAT A Estate (66_,67_) 24V A Estate (66_,67_) 24V Omega 3000 SENETOR B (29_) i B (29_) B (29_) 24V B (29_) i CAT</p> 
<p>GWO-16A</p> <p>R1160030 QCP3084 1334046 90444079 9192797 1334066</p>	<p>93-00 1400 93-96 1600 94- 94-00 94-98 95-02 96-01 96-02 98-00 98-02 98-04 98-05 99-05 00 00-05 01-05 02-05 02-09</p>	<p>ASTRA IV 1.4i 16v ASTRA V 1.6i 16v TIGRA VECTRA ZAFIRA ASTRA CORSA TIGRA VECTRA ZAFIRA</p>	<p>X14XE X16XE X16XEL F (56_,57_) i 16V F CLASSIC Estate i 16V F CLASSIC Hatchback i F CLASSIC Hatchback i 16V F CLASSIC Saloon i 16V F Convertible (53_B) i 16V F Convertible (53_B) i F Estate (51_,52_) i 16V F Estate (51_,52_) i F Hatchback (53_,54_,58_,59_) i 16V G Convertible 16V G Coupe (F07_) 16V G Estate (F35_) 16V G Estate (F35_) G Hatchback (F48_,F08_) 16V G Hatchback (F48_,F08_) G Saloon (F69_) 16V B (73_,78_,79_) i 16V B (73_,78_,79_) GSI 16V C (F08_,F68_) (95_) 16V B (36_) i 16V B Estate (31_) i 16V B Hatchback (36_) i 16V (F75_) 16V</p>  <p>Continued</p>

OPEL

PART NO. APPLICATION GUIDE

PART NO.	APPLICATION GUIDE			
GWO-16A	ZAFIRA (F75_) CNG <div style="float: right; text-align: center;">  <p>58mm</p> </div> <p style="text-align: center;">NUMBER OF TOOTH (23)</p> <p style="text-align: center;">Φ57.197mm</p>			
GWO-17A R1160031 QCP3058 1334054 90444123	89 1400 84-91 1600 84-92 1800 85-91 2000 86-87 86-88 86-91 86-93 86-94 86-96 87-90 87-91 88-89 88-92 88-95 89-90 89-92 89-95 90-97 91-98 92-98 93-94 94-00 94-99 95-02 95-03 95-98 96-00	ASTRA III 2.0i 8v 18NV CALIBRA 2.0i 8v C20NE CARLTON 1.8,2.0 CAVALIER III FRONTERA ASCONA C (81_,86_,87_,88_) i CAT C Hatchback (84_,89_) i CAT ASTRA F (56_,57_) F (56_,57_) i F Convertible (53_B) i F Estate (51_,52_) F Estate (51_,52_) i F Hatchback (53_,54_,58_,59_) F Hatchback (53_,54_,58_,59_) i CALIBRA A (85_) i A (85_) i 4x4 FRONTERA A Sport (5_SUD2) i (52SUD2,55SUD2) KADETT E (39_,49_) E (39_,49_) i E (39_,49_) i CAT E Box (37_,47_) i E Convertible (43B_) i E Convertible (43B_) i CAT E Estate (35_,36_,45_,46_) i E Estate (35_,36_,45_,46_) i CAT E Hatchback (33_,34_,43_,44) GSI E Hatchback (33_,34_,43_,44) S E Hatchback (33_,34_,43_,44) GSI CAT OMEGA A (16_,17_,19_) A (16_,17_,19_) i A (16_,17_,19_) N A (16_,17_,19_) S A Estate (66_,67_) A Estate (66_,67_) i A Estate (66_,67_) N A Estate (66_,67_) S B (25_,26_,27_) B Estate (21_,22_,23_) VECTRA A (86_,87_) i CAT A (86_,87_) i A (86_,87_) S A (86_,87_) S 4x4 A (86_,87_) A (86_,87_) i 4x4	<div style="float: right; text-align: center;">  <p>61mm</p> </div> <p style="text-align: right;">continued</p>	

OPEL

PART NO.	APPLICATION GUIDE		
GWO-17A	<p>VECTRA A (86_,87_) i 4x4 CAT A Hatchback (88_,89_) S A Hatchback (88_,89_) i A Hatchback (88_,89_) i CAT A Hatchback (88_,89_) A Hatchback (88_,89_) i GT B (36_) i B Estate (31_) i B Hatchback (38_) i</p> <div style="text-align: right;">  <p>NUMBER OF TOOTH (25) <u>Φ62.29mm</u></p> </div>		
GWO-18A 24409355 1334139 R1160032 QCP3059 92226211 1334137 90444359 9352650 1334646 1334041 1334050 1334053 90443549 90444311 90466344 9192370 93284724 1334119 1334137 9092370 92064250	87-91 1700 88-92 1800 89-90 2000 89-91 2200 89-94 2400 90-95 91-00 91-98 91-99 92-94 92-95 92-97 92-98 93-98 94-01 94-03 94-95 94-97 94-98 94-99 95-02 95-03 95-98 96-03 96-99 98 98-00 98-04 98-05 99-05 00-05 00-05 01-05 02 02-04 02-05 03 04 04-05	<p>ASTRA III 1.7D,2.0i 16v GM17D ASTRA IV 1.7TD,1.8i,2.0i C18XEL ASTRA V 17TD,2.0i C20XE CALIBRA,COMBO, FRONTERA,KADETT, OMEGA,SINTRA,VECTRA DAEWOO(LEGANZA,NUBIRA,REZZO,TACUMA) ANTARA</p> <p>ASTRA FWD F (56_,57_) D F (56_,57_) TD F (56_,57_) i 16V F CLASSIC Hatchback i F Convertible (53_B) i 16V F Estate (51_,52_) D F Estate (51_,52_) TD F Estate (51_,52_) i 16V F Hatchback (53_,54_,58_,59_) D F Hatchback (53_,54_,58_,59_) TD F Hatchback (53_,54_,58_,59_) i 16V F Hatchback (53_,54_,58_,59_) GSI 16V F Van (55_) D F Van (55_) TD G Box (F70) TD G Convertible 16V Turbo G Convertible OPC G Coupe (F07_) 16V Turbo G Estate (F35_) TD G Estate (F35_) 16V G Estate (F35_) OPC G Hatchback (F48_,F08_) TD G Hatchback (F48_,F08_) 16V G Hatchback (F48_,F08_) OPC G Saloon (F69_) TD G Saloon (F69_) 16V H Turbo H Estate Turbo</p> <div style="text-align: right;">  <p>continued</p> </div>	

OPEL

PART NO. APPLICATION GUIDE

GWO-18A

05
05-06
06
08

ASTRA H GTC Turbo
H TwinTop Turbo

CALIBRA A (85_) i 16V
A (85_) i 16V 4x4
A (85_) i Turbo 4x4

FRONTERA A (5_MWL4) i (54MWL4)
B (6B_) i (6B_ZC,6B_VF,6B_66,
6B_76)

INSIGNIA Turbo
Turbo 4x4
Saloon Turbo
Saloon Turbo 4x4
Sports Tourer Turbo
Sports Tourer Turbo 4x4

KADETT E (39_,49_) D
E Box (37_,47_) D
E Combo (38_,48_) D
E Estate (35_,36_,45_,46_) D
E Hatchback (33_,34_,43_,44_) D
E Hatchback (33_,34_,43_,44_)
GSI 16V

OMEGA B (25_,26_,27_) 16V
B Estate (21_,22_,23_) 16V


SIGNUM Turbo
direct

SINTRA i 16V

SPEEDSTER Turbo

VECTRA A (86_,87_) D
A (86_,87_) i 16V
A (86_,87_) i 16V 4x4
A (86_,87_) i Turbo 4x4
A (86_,87_) 2000 16V 4x4
A (86_,87_) 2000/GT 16V
A (86_,87_) 2000/GT 16V 4x4 CAT
A (86_,87_) 2000/GT 16V CAT
A Hatchback (88_,89_) i 16V
A Hatchback (88_,89_) i 16V CAT
B (36_) i 16V
B Estate (31_) i 16V
B Hatchback (38_) i 16V
C 16V Turbo
C 16V
C direct
C Estate Turbo
C Estate direct
C GTS 16V Turbo
C GTS 16V
C GTS direct

ZAFIRA (A05)
(F75) OPC
(F75_) 16V



NUMBER OF TOOTH (25)




Φ62.29mm

OPEL

PART NO.	APPLICATION GUIDE		
GWO-19A 1334069 1334115 1334155 6334008 6334038 93179364 93182041 97114682 97220278 R1160036 VAUXHALL 97114682 97220278 R1160036 ISUZU 8-97114682-0 FIAT 71737987	92-98 1686 91-98 1686 91-98 1686 00-04 1686 00-05 1686 00-05 1686 94-01 1686 96-00 1686 99-00 1686 90-95 1686 95-98 1686 96-97 1686 95-98 1686	OPEL ASTRA F(56,57)1.7TDS OPEL ASTRA F Estate(51,52)1.7TDS OPEL ASTRA F Hatchback(53,54,58,59) 1.7TDS OPEL ASTRA G Estate(F35)1.7DTI 16V OPEL ASTRA G Hatchback(F48,F08)1.7DTI 16V OPEL ASTRA G Saloon(F69)1.7DTI 16V OPEL COMBO(71) 1.7D OPEL CORSA B (73,78,79) 1.7D OPEL CORSA B BOX(73) 1.7D OPEL VECTRA A Hatchback(88,89)1.7DTI OPEL VECTRA B (36)1.7TD OPEL VECTRA B Estate(31)1.7TD OPEL VECTRA B Hatchback(38)1.7TD	



PEUGEOT



PART NO.	APPLICATION GUIDE		
GWP-06A 1202-82 1202-97 1201-31 1201-89	68-71 71-83 71-86 74-84 79-86 80-89 80-91 82-87	1600 1800 2000	504,505 (disengaged fan) from chasis #3061638 504 (A_,M_) (A01,A03) , (M03) 504 (A_,M_) Injection (A02) 504 (A_,M_) (A1,A13,MY1,MY3) 504 (A_,M_) TI (A12,A14) 504 Break (D_,F_) (F01,E01) , (D01,F01) 504 Convertible 504 Coupe 504 Pickup (E_) 505 (551A) 505 (551A) TI,STI 505 Break (551D) <div data-bbox="1160 443 1506 504" style="border: 1px solid black; padding: 5px; text-align: center; font-weight: bold;">DISCONTINUED</div>
GWP-07A 1202-98 1201-90 12019	68-71 71-83 71-86 74-84 80-89 80-91 82-87	1600 1800 2000	504,505 (fixed fan) from chasis #3061638 504 (A_,M_) (A01,A03) , (M03) 504 (A_,M_) Injection (A02) 504 (A_,M_) (A1,A13,MY1,MY3) 504 (A_,M_) TI (A12,A14) 504 Break (D_,F_) (F01,E01) 504 Break (D_,F_) (D01,F01) 504 Convertible 504 Coupe 504 Pickup (E_) 505 (551A) 505 Break (551D) <div data-bbox="1283 965 1474 1077" style="text-align: right;">  </div>
GWP-08AP 1202-58 7901120258 1201-69	72- 72-88 73-88 77- 79- 83-87 86-88 87-98 88-89 91-96	900 1000 1100 1200 1400	PEUGEOT 104 (RENAULT 14 R1210) (CITROEN VISA SUPER 1124cc) (SIMCA TALBOT) 104 104 Coupe 106 I (1A,1C) 205 Box 205 I (741A/C) 205 I Convertible (741B,20D) CJ 205 I Convertible (741B,20D) CT 205 II (20A/C) <div data-bbox="1310 1429 1469 1615" style="text-align: right;">  </div>
GWP-09A 1204-C4	98-		206 1.9D/2.0 (DW10TD/D8) 306 1.9D/2.0 405 607 <div data-bbox="1289 1917 1485 2067" style="text-align: right;">  </div>

PEUGEOT

PART NO.	APPLICATION GUIDE		
GWP-10A 1201-52 1201-65 1201-67 1201-91 1201-A4 9567521488	83-90	1700	306 1.8D(XUD7)
	84-96	1800	405 2.0(XU10)
	87-98	1900	605 2.0D
	89-95	2000	205 II (20A/C) Diesel
	89-99	2100	205 II (20A/C) XDT
	91-99		205 Box Diesel
	92-95		205 Box D
	92-96		306 (7B,N3,N5) D
	93-01		306 (7B,N3,N5) SLD
	94		306 (7B,N3,N5) SRDT
	94-01		306 (7B,N3,N5) S16
	94-02		306 (7B,N3,N5) ST
	94-95		306 Break (7E,N3,N5) D
	95-02		306 Break (7E,N3,N5) TD
	96		306 Convertible (7D,N3,N5)
	96-02		306 Hatchback (7A,7C,N3,N5) D
	96-04		306 Hatchback (7A,7C,N3,N5) DT
	96-98		306 Hatchback (7A,7C,N3,N5) S16
	97-02		306 Hatchback (7A,7C,N3,N5) Xsi
	98-01		405 II (4B) D
	02		405 II (4B) TD
			405 II (4B)
			405 II (4B) X4
			405 II (4B) 16V
			405 II (4B) MI-16
			405 II (4B) T 16 X4
			405 II Break (4E) D
			405 II Break (4E) TD
			405 II Break (4E)
			405 II Break (4E) 4x4
			406 (8B) D
			406 (8B) TD
			406 (8B) Turbo
			406 Break (8E/F) D
			406 Break (8E/F) TD
			406 Break (8E/F) Turbo
			605 (6B)
			605 (6B) Turbo
			605 (6B) D
			806 (221) TD
			806 (221)
			806 (221) Turbo
			BOXER Box (230L) D
			BOXER Box (230L) TD
			BOXER Box (230L) i
			BOXER Box (230L)
			BOXER Bus (230P) D
			BOXER Bus (230P) TD
		BOXER Bus (230P) TD 4x4	
		BOXER Bus (230P) i	
		BOXER Bus (230P) I 4x4	
		BOXER Bus (244,Z_)	
		BOXER Flatbed/Chassis (ZCT_) TD	
		BOXER Flatbed/Chassis (ZCT_) i	
		EXPERT (224) D	
		EXPERT (224) TD	
		EXPERT Box (222) D	
		EXPERT Box (222) TD	
		EXPERT Flatbed/Chassis (223) D	
		EXPERT Flatbed/Chassis (223) TD	
		PARTNER Box (5) D	
		PARTNER Combispace (5F) D	



PEUGEOT



PART NO.	APPLICATION GUIDE		
GWP-11A 1201-58 1201-E4 1207-25 1201-E6 210106F900 210106F906 210106F907 2108120725 9608120725	86-88 87-93 87-98 89 89-93 91-94 91-96 92-95 92-96 93-01 94-00 94-96 96 96-00 96-02 96-04 97-02 98-00 00 00-01 02 07	1000 1100 1300 1400 1500 1600	106 (TU3J2/Z,TU5JP2,TM5) 205 1.4i(TU3) 206 1.6(TU5) 106 I (1A,1C) 106 I (1A,1C) D 106 II (1) D 106 II (1) i 106 II (1) S16 106 II (1) Electric 205 I Convertible (741B,20D) CJ 205 I Convertible (741B,20D) CT 205 II (20A/C) 205 II (20A/C) CAT 206 CC (2D) 16V 206 Hatchback (2A/C) 16V 206 Hatchback (2A/C) i 206 Saloon 16V 206 SW (2E/K) 16V 306 (7B,N3,N5) 306 (7B,N3,N5) SR 306 Break (7E,N3,N5) 306 Convertible (7D,N3,N5) 306 Hatchback (7A,7C,N3,N5) 309 I (10C,10A) 309 II (3C,3A) 405 II (4B) 405 II Break (4E) PARTNER Box (5) PARTNER Combispace (5F) 
GWP-12A 1201-48 1201-51 1201-60 1201-62 12016 95641149 95655209	82-88 83-87 84-88 86-89 87-98 88-92 88-93 89-93 90 90-97 92-95 92-96 93-01 94	1600 1700 1800 1900	205 1.8D(XUD7),1.9D(XUD9) 305 1.8D/1.9D 306 1.7D/1.8D/1.9D 205 Box Diesel 205 I (741A/C) Diesel 205 II (20A/C) Diesel 205 II (20A/C) XDT 305 II (581M) 305 II (581M) D 305 II Break (581E) 305 II Break (581E) Diesel 306 Hatchback (7A,7C,N3,N5) D 309 I (10C,10A) D 309 II (3C,3A) Diesel 405 I (15B) Turbo Diesel 405 I (15B) Diesel 405 I Break (15E) TD 405 I Break (15E) D 405 II (4B) D 405 II (4B) TD 405 II Break (4E) D 405 II Break (4E) TD J5 Box (290L) D J5 Bus (290L) D J5 Flatbed/Chassis (290L) D 

PEUGEOT

PART NO.	APPLICATION GUIDE		
GWP-13A 1201-50 1201-61 12015 95625017 95655208 95656567 9565656788	84-87 86-94 87-92 87-94 87-98 88-92 89-93 90-98 92-94 92-95 92-96 93-01 94- 94-01 94-02 95-02 95-04 96-00 97 97-02 97-04	1600 1800 1900	205 1.6(XU5),1.9(XU9) 205 I (741A/C) GTI 205 I Convertible (741B,20D) CJ 205 I Convertible (741B,20D) CTI 205 II (20A/C) 205 II (20A/C) Aut. 205 II (20A/C) GTI 205 II (20A/C) GTI CAT 306 (7B,N3,N5) ST 306 Break (7E,N3,N5) 306 Convertible (7D,N3,N5) 306 Hatchback (7A,N3,N5) 309 II (3C,3A) 309 II (3C,3A) GTI 309 II (3C,3A) GTI 16V 405 I (15B) 405 I (15B) 4x4 405 I (15B) Injection 405 I (15B) Sport MI-16 405 I (15B) Sport MI-16 4x4 405 I Break (15E) 405 I Break (15E) 4x4 405 I Break (15E) SRi 405 II (4B) 405 II Break (4E) 406 (8B) 406 Break (8E/F) 806 (221) EXPERT (224) EXPERT Box (222) PARTNER Combispace (5F)
GWP-14A 1201G0	96.05- 02.06- 08.02-	1100 1400	106 II 206 HATCHBACK 207 SW 306 HATCHBACK BIPPER PARTNER HFX HFZ KDX HDZ KFW



RENAULT

PART NO.			APPLICATION GUIDE
GWR-02A* (7701-452-781/2 7701-457-595/771 7701-461-173 7701-452-782 7701-467-546 W/HOUSING NO.)	61-71 62-88 66-88 68-77 71-81 83-89	800	R4,R4L,(R1123,R1126) R6L (R1180) 4 (112_) (1123) 4 Box (R21_,R23_) (2106) 4 Box (R21_,R23_) (2391) RODEO 4 <div style="float: right; border: 1px solid black; padding: 5px; text-align: center;">DISCONTINUED</div>
GWR-03A 7701-455-972/457-671 7701-463-014/505-397 7700-575-623 7701-455-720 7701-512-202 7702-039-671	71-80 72-85 73-81 -75 75- 76-89 77-81 77-85 79-84 82-84 86-90	1000 1100 1300 1400	R5TL 950cc,R5TS 1300cc R6,R6TL 1100cc 4 (112_) (1128,S128) 4 Box (R21_,R23) (2370,210B, 239B) 5 (122_) (1222,1392, 1227,1397, 1225, 1224, 1394, 1395, 1229,1399) 5 (122_) Automatik (1225,1395) 5 (122_) Alpine A5(1223) 5 (122_) Alpine Turbo (122B) 5 (122_) Automatik (1229,1399) 6 (118_) RODEO 6 <div style="text-align: right;"></div>
GWR-06A 7701-462-809 7701-463-111 7701-463-397 7701-464-736 7701-465-816 7701-466-578 7701-468-491 7701-473-365	82- 82-88 83-88 83-89 84-88 85-96 86-89 86-91 86-93 86-94 86-98 87-95 88-92 88-93 89-92 89-93 89-94 90-92 90-94 91-92 91-96 91-98 92-94 92-95 92-96 93-01 93-95 94-98 95-01 95-98 95-99 96 96-00 96-01 96-03 96-95 96-99 97 97-01	1600 1700 1800 1900 2000 2200	AMC ALLIANCE,ENCORE 1700cc eng. R5 1700cc SUPER,B408,C408,C409 eng. R5 1600cc DIESEL,B404,C404,S404 eng. R9 1700cc L42E,L42F,L42N eng. R9 1600cc DIESEL,L424,L426 eng. R11 1700cc B37F,B37L,B37N,C37E,C37F,C37N,C376 eng. R11 1600cc DIESEL,C374,S384 eng. R21 1700cc K78E,L48E,K48F,K481,K482 eng. EXPRESS,EXTRA 1600cc DIESEL eng. TRAFIC 1700cc 11 (B/C37_) D (B/C374) 11 (B/C37_) (B/C376, 37D, 37E, 37F, 37L, 37N) 19 I (B/C53_) (B/C53B, 53C) 19 I (B/C53_) 16V (B/C53D) 19 I (B/C53_) D (B/C534,B/C53J) 19 I Cabriolet (D53_) 19 I Cabriolet (D53_) 16V (D53D) 19 I Chamade (L53_) (L533, L53B, L53C, L53F) 19 I Chamade (L53_) 16V (L53D) 19 I Chamade (L53_) D (L534,L53J) 19 I Chamade (L53_) TD (L53K) 19 II (B/C53_) (B/C53B, 53C) 19 II (B/C53_) (5/353A, 5/353F, B/C538, B/C53Y) 19 II (B/C53_) 16V (B/C53D) 19 II (B/C53_) D (B/C53J) 19 II (B/C53_) dT (B/C53T) 19 II Box (S53_) Dt 19 II Cabriolet (D53_,853_) (D53C, D53V, D53Y, 853A, 853F) 19 II Cabriolet (D53_,853_) 16V (D53D) 19 II Chamade (L53_) (L533, L53B, L53C, L53V, L53Y, 453A/F, L538) 19 II Chamade (L53_) 16V (L53D) 19 II Chamade (L53_) D (L53J) 19 II Chamade (L53_) dT (L53T) 21 (B48_) (B48E, B48F) 21 (B48_) D (B48H,B48I) 21 (B48_) 4x4 (B48K) 21 Estate (K48_) (K/S481, K/S482, K48E, K48M, K48N) 21 Estate (K48_) (K48F) CAT <div style="text-align: right;"></div>

Continued



RENAULT

PART NO.	APPLICATION GUIDE	
GWR-06A	97-99	21 Estate (K48_) D
	98	21 Saloon (L48_) (L481, L482, L48E, L48M, L48N, L48F)
	98-01	21 Saloon (L48_) D (L48H,L48I)
	98-02	9 (L42_) D (L424)
	98-05	9 (L42_) (L426, L42E, L42N, L42F, L42L)
	99	CLIO I (B/C57_,5/357_) (B/C57C, B/C57U)
	99-01	CLIO I (B/C57_,5/357_) 16V (C57D)
	99-02	CLIO I (B/C57_,5/357_) Rsi (B/C579)
	99-03	CLIO I (B/C57_,5/357_) Rsi (B/C57H)
	99-05	CLIO I (B/C57_,5/357_) D (B/C/S576,B/C/S57L)
	00	CLIO I (B/C57_,5/357_) Williams (B/C57M)
	00-01	CLIO II (BB0/1/2_,CB0/1/2_) D (B/CB0E, B/CB0J)
	00-03	CLIO II (BB0/1/2_,CB0/1/2_) dTi (B/CB0U)
	01	CLIO II (BB0/1/2_,CB0/1/2_) 16V Sport
	01-03	CLIO II (BB0/1/2_,CB0/1/2_) 16V Sport (CB0M)
	02	CLIO II Box (SB0/1/2_) D (SB0E,SB0R)
	02-03	ESPACE III (JE0_) dTi (JE0M)
	03	ESPACE III (JE0_) (JE0A)
	04	ESPACE III (JE0_) 16V (JE0N,JE0L,JE02)
		KANGOO (KC0/1_) dCi 4x4
		KANGOO (KC0/1_) dCi 4x4 (KC0V)
		KANGOO (KC0/1_) dTi (KC0U)
		KANGOO (KC0/1_) D 55 (KC0D)
		KANGOO (KC0/1_) D 65 (KC0E,KC02,KC0J,KC0N)
		KANGOO Express (FC0/1_) dCi (FC0V)
		KANGOO Express (FC0/1_) dCi 4x4 (FC0V)
		KANGOO Express (FC0/1_) dTi (FC0U)
		KANGOO Express (FC0/1_) D55 (FC0D)
		KANGOO Express (FC0/1_) D65 (FC0E,FC02,FC0J,FC0N)
		LAGUNA (B56_,556_) (B56A/B, B56S/T/0, B56Z, B56C/H/N)
		LAGUNA (B56_,556_) 16V (B563,B564, 556A/B)
		LAGUNA (B56_,556_) dCi (B56W)
		LAGUNA (B56_,556_) dTi (B56J)
		LAGUNA (B56_,556_) dT (B569)
		LAGUNA Grandtour (K56_) (K56S/T/0, K56Z, K56C/H)
		LAGUNA Grandtour (K56_) 16V (K563,K564)
		LAGUNA Grandtour (K56_) dCi (K56W)
		LAGUNA Grandtour (K56_) dTi (K56J)
		MASTER II Box (FD) dTi
		MASTER II Bus (JD/ND) dTi, dCi 80
		MEGANE I (BA0/1_) D Eco (B/SA0U,BA0A)
		MEGANE I (BA0/1_) dT (B/SA0K,B/SA0Y)
		MEGANE I (BA0/1_) dTi (BA08,BA0N, BA1U)
		MEGANE I (BA0/1_) TDI
		MEGANE I (BA0/1_) 16V (BA0H)
	MEGANE I (BA0/1_) i	
	MEGANE I (BA0/1_) i (BA0G)	
	MEGANE I Cabriolet (EA0/1_) 16V	
	MEGANE I Cabriolet (EA0/1_) (EA0G)	
	MEGANE I Cabriolet (EA0/1_) 16V (EA0H)	
	MEGANE I Cabriolet (EA0/1_) 16V IDE (EA03,EA0P,EA14)	
	MEGANE I Cabriolet (EA0/1_) I (EA0G)	
	MEGANE I Classic (LA0/1_) 16V (LA06,LA12,LA1A,LA1M,LA1R)	
	MEGANE I Classic (LA0/1_) D (LA0U)	
	MEGANE I Classic (LA0/1_) dCi (LA05,LA1F)	
	MEGANE I Classic (LA0/1_) dT (LA0K,LA0Y)	
	MEGANE I Classic (LA0/1_) dTi (LA08,LA0N, LA1U)	
	MEGANE I Classic (LA0/1_) TDI	
	MEGANE I Classic (LA0/1_) i	
	MEGANE I Classic (LA0/1_) i (LA07,LA0G)	
	MEGANE I Coach (DA0/1_) dCi (DA05,DA1F)	
	MEGANE I Coach (DA0/1_) dTi (DA0N)	




Continued

RENAULT

PART NO.			APPLICATION GUIDE
GWR-06A			<p>MEGANE I Coach (DA0/1_) 16V MEGANE I Coach (DA0/1_) 16V (DA0H) MEGANE I Coach (DA0/1_) 16V IDE (DA03,DA0P,DA14) MEGANE I Coach (DA0/1_) i (DA0G) MEGANE I Grandtour (KA0/1_) 16V (KA0S,KA12,KA1A,KA1M,KA1R) MEGANE I Grandtour (KA0/1_) D (KA0J,KA0R) MEGANE I Grandtour (KA0/1_) dCi (KA05,KA1F) MEGANE I Grandtour (KA0/1_) dTi (KA0N, KA0U) MEGANE Scenic (JA0/1_) D (JA0J) MEGANE Scenic (JA0/1_) dT (JA0K,JA0Y) MEGANE Scenic (JA0/1_) dTi (JA0N) MEGANE Scenic (JA0/1_) i (JAGJ) RAPID Box (F40_,G40_) D (F404, F40R) SCENIC I (JA0/1_) 16V (JA12,JA1R,JA1M,JA1A, JA1B,JA1D) SCENIC I (JA0/1_) dCi (JA05,JA1F) SCENIC I (JA0/1_) dCi RX4 SCENIC I (JA0/1_) dTi (JA0N, JA1U) SCENIC I (JA0/1_) 16V IDE SCENIC I (JA0/1_) 16V RX4 SPORT SPIDER (EF0_) 16V SUPER 5 (B/C40_) D (B/C/404) SUPER 5 (B/C40_) (B/C408) SUPER 5 (B/C40_) (B/C40K,B/C40G) SUPER 5 (B/C40_) I (C409) TRAFIC Box (T1,T3,T4) TRAFIC Box (TXX) TRAFIC Box (TXX) D TRAFIC Bus (T5,T6,T7) TRAFIC Bus (TXW) TRAFIC Bus (TXW) D TRAFIC Flatbed/hassis (P6) TRAFIC Flatbed/hassis (PXX)</p> 
GWR-10A 7701-462-491 7701-462-145	72-85 77-81 80-85 81-85 81-88 82-84 83-85 83-88 84-86 84-88 84-95 85-90 85-96 85-98 86-89 86-92 88-92 88-98 89 89-92 92-95	1000 1100 1200 1400	<p>ALIANCE,ESCORE (AMC) 4cyl 1400cc 11 (B/C37_) (B/C371, B/C37S, B/C372,B/C37C, B/C373, B/C37R) 11 (B/C37_) Turbo (B/C375) 19 I (B/C53_) 19 I (B/C53_) (B/C532) CAT 19 I (B/C53_) (B/C53P) 19 I Chamade (L53_) (L532,L53P) 19 II (B/C53_) (B/C532) 19 II Chamade (L53_) (532) 5 (122_) (1222,1392, 1229,1399) 5 (122_) Alpine A5 (1223) 5 (122_) Automatik (1229,1399) 5 (122_) Turbo (8220) 9 (L42_) (L421, L42S, L422,L42C, L423, L42R) 9 (L42_) Automatik (L423) 9 (L42_) Turbo 9 (L42_) Turbo (L425) RAPID Box (F40_,G40_) RAPID Box (F40_,G40_) (F406,G40A, F402, F40M) RAPID Box (F40_,G40_) (F407) CAT SUPER 5 (B/C40_) (B/C400, B/C401, B/C40H, B/C402, B/C403, B/C40J, B/C40M) SUPER 5 (B/C40_) (B/C407) CAT SUPER 5 (B/C40_) Turbo (C405, C406)</p> 

RENAULT

PART NO.	APPLICATION GUIDE	
GWR-11A 7701-462-145 7701463377 7701466419 7701462145	83- 1100 1400	R11 
GWR-12A 7701-464-736/465-816 7701-466-578 3344827.5 FWP1409 QCP1226 30855991 3287751 7701463111 7701468491 7701473365	82-88 1600 83-88 1700 84-88 1800 85-96 1900 86-89 2000 86-91 2200 86-93 86-94 86-95 86-98 88-92 88-93 89-92 89-93 89-94 90-92 90-94 91-92 91-96 91-98 92-94 92-95 92-96 93-01 93-98 94-98 95-01 95-99 96 96-01 96-02 96-03 96-99 97 97-01 97-99 98 98-01 98-02 98-05 99 99-01 99-02 99-03 99-05 00 00-03 01 01-03 02 02-03 03 04	RENAULT(CLIO,EXPRESS,EXTRA,LAGUNA,R19,R21, RAPID,TRAFIC) VOLVO(440,460,480) 11 (B/C37_) D (B/C374) 11 (B/C37_) (B/C376, B/C37D, B/C37E, B/C37F, B/C37L, B/C37N) 19 I (B/C53_) (B/C53B, B/C53C) 19 I (B/C53_) 16V (B/C53D) 19 I (B/C53_) D (B/C534,B/C53J) 19 I Cabriolet (D53_) 19 I Cabriolet (D53_) 16V (D53D) 19 I Chamade (L53_) (L533, L53B, L53C, L53F) 19 I Chamade (L53_) 16V (L53D) 19 I Chamade (L53_) D (L534,L53J) 19 I Chamade (L53_) TD (L53K) 19 II (B/C53_) (B/C53B, B/C53C, 5/353A, 5/353F,B/C538, B/C53Y) 19 II (B/C53_) 16V (B/C53D) 19 II (B/C53_) D (B/C53J) 19 II (B/C53_) dT (B/C53T) 19 II Box (S53_) Dt 19 II Cabriolet (D53_,853_) (D53C, 853A, D53V,853F,D53C, D53Y) 19 II Cabriolet (D53_,853_) 16V (D53D) 19 II Chamade (L53_) (L533, L53B, L53C, 453A/F, L538, L53V, L53Y) 19 II Chamade (L53_) 16V (L53D) 19 II Chamade (L53_) D (L53J) 19 II Chamade (L53_) 19dT (L53T) 21 (B48_) (B48E, B48F) 21 (B48_) D (B48H,B48I) 21 (B48_) 4x4 (B48K) 21 Estate (K48_) (K/S481, K/S482, K48E, K48M, K48N) 21 Estate (K48_) (K48F) CAT 21 Estate (K48_) D 21 Saloon (L48_) (L481, L482, L48E, L48F, L48M,L48N) 21 Saloon (L48_) D (L48H,L48I) 9 (L42_) D (L424) 9 (L42_) (L426, L42E, L42F, L42L, L42N) CLIO I (B/C57_,5/357_) (B/C578, B/C57C,B/C57U) CLIO I (B/C57_,5/357_) 16V (C57D) CLIO I (B/C57_,5/357_) Rsi (B/C579, B/C57H) CLIO I (B/C57_,5/357_) D (B/C/S576,B/C/S57L)) CLIO I (B/C57_,5/357_) Williams (B/C57M) CLIO II (BB0/1/2_,CB0/1/2_) D (B/CB0E, B/CB0J) CLIO II (BB0/1/2_,CB0/1/2_) dTi (B/CB0U) CLIO II (BB0/1/2_,CB0/1/2_) 16V Sport CLIO II (BB0/1/2_,CB0/1/2_) 16V Sport (CB0M) CLIO II Box (SB0/1/2_) D (SB0E,SB0R) ESPACE III(JE0_) dTi (JE0M) ESPACE III(JE0_) (JE0A) ESPACE III(JE0_) 16V (JE0N,JE0L,JE02) KANGOO (KC0/1_) dCi 4x4 KANGOO (KC0/1_) dCi 4x4 (KC0V) KANGOO (KC0/1_) dTi (KC0U) KANGOO (KC0/1_) D 55 (KC0D) KANGOO (KC0/1_) D 65 (KC0E,KC02,KC0J,KC0N)

Continued




RENAULT

PART NO.	APPLICATION GUIDE
GWR-12A	<p> KANGOO Express (FC0/1_) dCi (FC0V) KANGOO Express (FC0/1_) dCi 4x4 (FC0V) KANGOO Express (FC0/1_) dTi (FC0U) KANGOO Express (FC0/1_) D 55(FC0D) KANGOO Express (FC0/1_) D 65(FC0E,FC02,FC0J,FC0N) LAGUNA (B56_,556_) (B56A/B, B56S/T/0, B56Z, B56C/H/N) LAGUNA (B56_,556_) 16V (B56B,B564, 556A/B) LAGUNA (B56_,556_) dCi (B56W) LAGUNA (B56_,556_) dTi (B56J) LAGUNA (B56_,556_) dT (B569) LAGUNA Grandtour (K56_) (K56S/T/0, K56Z, K56C/H) LAGUNA Grandtour (K56_) 16V (K563,K564) LAGUNA Grandtour (K56_) dCi (K56W) LAGUNA Grandtour (K56_) dTi (K56J) MASTER II Box (FD) dTi MASTER II Box (JD/ND) dCi 80 MASTER II Box (JD/ND) dTi MEGANE I (BA0/1_) 16V (BA06,BA12,BA1A,BA1M,BA1R) MEGANE I (BA0/1_) D Eco (B/SA0U) MEGANE I (BA0/1_) dCi (BA05,BA1F) MEGANE I (BA0/1_) dT (B/SA0K,B/SA0Y) MEGANE I (BA0/1_) dTi (BA08,BA0N, BA1U) MEGANE I (BA0/1_) TDI MEGANE I (BA0/1_) 16V (BA0H) MEGANE I (BA0/1_) i MEGANE I (BA0/1_) I (BA0G) MEGANE I Cabriolet (EA0/1_) (EA0G) MEGANE I Cabriolet (EA0/1_) 16V MEGANE I Cabriolet (EA0/1_) 16V (EA0H) MEGANE I Cabriolet (EA0/1_) 16V IDE (EA03,EA0P,EA14) MEGANE I Cabriolet (EA0/1_) i (EA0G) MEGANE 1 Classic (LA0/1_) 16V (LA06,LA12,LA1A,LA1M,LA1R) MEGANE 1 Classic (LA0/1_) D (LA0A,LA0U) MEGANE 1 Classic (LA0/1_) dCi (LA05,LA1F) MEGANE 1 Classic (LA0/1_) dT (LA0K,LA0Y) MEGANE 1 Classic (LA0/1_) dTi (LA08,LA0N, LA1U) MEGANE 1 Classic (LA0/1_) TDI MEGANE 1 Classic (LA0/1_) i MEGANE 1 Classic (LA0/1_) I (LA07,LA0G) MEGANE 1 Coach (DA0/1_) dCi (DA05,DA1F) MEGANE 1 Coach (DA0/1_) dTi (DA0N) MEGANE 1 Coach (DA0/1_) 16V MEGANE 1 Coach (DA0/1_) 16V (DA0H) MEGANE 1 Coach (DA0/1_) 16V IDE (DA03,DA0P,DA14) MEGANE 1 Coach (DA0/1_) i MEGANE 1 Coach (DA0/1_) i (DA0G) MEGANE I Grandtour (KA0/1_) 16V (KA0S,KA12,KA1A,KA1M, KA1R) MEGANE I Grandtour (KA0/1_) D (KA0J,KA0R) MEGANE I Grandtour (KA0/1_) dCi (KA05,KA1F) MEGANE I Grandtour (KA0/1_) dTi (KA0N, KA1U) MEGANE Scenic (FA0/1_) D (JA0J) MEGANE Scenic (FA0/1_) dT (JA0K,JA0Y) MEGANE Scenic (FA0/1_) dTi (JA0N) MEGANE Scenic (FA0/1_) i (JA0G) PAPID Box (F40_,G40_) D (F404, F40R) SCENIC I (JA0/1_) 16V (JA12,JA1R,JA1M,JA1A) SCENIC I (JA0/1_) dCi (JA05,JA1F) SCENIC I (JA0/1_) dCi RX4 SCENIC I (JA0/1_) dTi (JA0N, JA1U) SCENIC I (JA0/1_) 16V (JA1B,JA1D) SCENIC I (JA0/1_) 16V IDE SCENIC I (JA0/1_) 16V RX4 SPORT SPIDER (EF0_) 16V </p>





Continued

RENAULT

PART NO.			APPLICATION GUIDE		
GWR-12A			SUPER 5 (B/C40_) D (B/C/404) SUPER 5 (B/C40_) (B/C408, B/C40K, B/C40G) SUPER 5 (B/C40_) i (C409) TRAFIC Box (T1, T3, T4) TRAFIC Box (TXX) TRAFIC Box (TXX) D TRAFIC Bus (T5, T6, T7) TRAFIC Bus (TXW) TRAFIC Bus (TXW) D TRAFIC Flatbed/Chassis (P6, PXX)		
GWR-13A 7701472182	01.03- 02.11-	1800 2000	AVANTIME F4R ESPACE F9Q LAGUNA F4P MEGANE II TRAFIC II		
GWR-14A 7701.478.018. 7700861686 7701478018 8200146298			DACIA LOGAN(LS)1.4(LSOA, LSOC, LSOE, LSOG) (04.09-) DACIA LOGAN(LS)1.4MPI LPG(LS0C) (06.02-) DACIA LOGAN(LS)1.6(LSOB, LSOD, LSOF, LSOH) (04.09-) DACIA LOGAN EXPRESS(FS)1.4 (09.03-) DACIA LOGAN EXPRESS(FS)1.6 (09.03-) DACIA LOGAN MCV(KS)1.4 (07.02-) DACIA LOGAN MCV(KS)1.6 (07.02-) DACIA LOGAN MCV(KS)1.6 Bifuel (08.11-) DACIA LOGAN Pickup(US)1.4 (09.01-) DACIA LOGAN Pickup(US)1.6 (08.03-) DACIA SANDERO 1.4 (08.06-) DACIA SANDERO 1.4 MPI LPG (09.01-) DACIA SANDERO 1.6 (08.06-) CLIO II (BR0/1/2, CB0/1/2)1.4(B/CB0C) (98.09-05.05) CLIO II (BB0/1/2, CB0/1/2)1.6(B/CB0D) (98.09-05.05) LOGAN(LS)1.4 (04.09-) LOGAN(LS)1.6 (04.09-) LOGAN Estate(KS)1.4 (07.10-) LOGAN Estate(KS)1.6 (07.04-) MEGANE I (BA0/1)1.6e(BA0F, BA0S) (96.01-99.03) MEGANE I (BA0/1)1.6i (BA0L) (96.01-99.03) MEGANE I Cabriolet(EA0/1)1.6e(EA0F) (96.10-99.03) MEGANE I Classic (LA0/1)1.6e (LA0F, LA0S) (96.09-99.03) MEGANE I Classic (LA0/1)1.6i (LA0L) (96.09-99.03) MEGANE I Coach (DA0/1)1.6e (DA0F) (96.03-99.03) MEGANE I Grandtour (KA0/1)1.6e (KA0F) (99.03-03.08) MEGANE Scenic (JA0/1)1.6e (JA0F) (97.01-99.09) MEGANE Scenic (JA0/1)1.6i (JA0L) (97.01-99.09)		

RENAULT

PART NO.	APPLICATION GUIDE			
<p>GWR-15A 8200146297 8200428447 8200582675 7700105176 7700105378 7700274330</p>	1.6V	K4	<p>CLIO II (BBO/1/2,CBO1/2) 1.4 1.6 (98-04) III (BRO/1,CRO/1) (05-) Grandtour(KR0/1) (08-) FULENCE 1.6 16V(L301,F30F,L30P,L30R) (10-) KANGOO (KC0/1_) 1.4 16V bivalent (05-) (KC0/1_) 1.4 16V 4x4 (01-) Express(FC0/1_) 1.6 16V (01-) GRAND KANGOO(KW0/1) 1.6 (08-) Express(FW0/1) 1.6 16V LPG (08-) BE BOP (KW0/1) 1.6 16V (09-)</p>	
	1.6V	K4	<p>LAGUNA I (B56_556_)1.6 16V(B568,B561) (97-01) I Grandtour (K56) 1.6 16V (97-01) II (BG0/1_) 1.616V (01-) II Grandtour(KG0/1) 1.616V (05-) III(BT0/1_) 1.6 (07-) III Grandtour(KT0/1) 1.6 (07-) LOGAN (LS_) 1.6 (07-) Estate(KS_) 1.6 (07-) MEGANE I (BA0/1) 1.4 /1.6 16v (99-03) I Classic(LA0/1) 1.4/1.6 16V (99-03) I Grandtour(KA0/1) 1.4/1.6 16V (99-03) I Coach(DA0/1) 1.4/1.6 16V (99-03) I Cabriolet(EA0/1) 1.4/1.6 16V (99-03) Scenic(JA0/1) 1.6V (99-03) II (BM0/1_,CM0/1) 1.4/1.6 16V (02-) II Saloon(LM0/1)1.4 1.6 (02-) II Estate(KM0/1)1.4 1.6 (03-) II Coupe-Cabriolet(EM0/1) 1.6 (03-) III Hatchback(BZ0_) 1.6 (08-) III Saloon 1.6 16V (09-) III Grandtour(KZ0/1) 1.6 16V (08-) III Coupe(DZ0/1_) 1.6 16V (08-) CC(EZ0/1) 1.6 16V (10-) MODUS (F/JP0_) 1.4 1.6 Hatchback (04-) SCENIC I (JA0/1_) 1.4 1.6 (99-03) II (JM0/1_) 1.4 1.6 (03-) III (JZ0/1)1.6 16V (09-) THALIA I (LB0/1/2_) 1.4 1.6 (00-) TWINGO II (CN 0_) 1.6 RS (08-) WIND (E4M) 1.6 (E4MB,E4MC) (10-)</p> <p>DACIA DOKKER Express 1.6 16v (12-) DUSTER 1.6 16V (10-) LODGY 1.6 (12-) SANDERO 1.6 MPI 85 (10-)</p>	
<p>GWR-16A 7700274330 21010-1302R 21010-5296R</p>	1.6V	K4 K7	<p>CLIO II (BBO/1/2,CBO1/2) 1.4 1.6 (98-04) III (BRO/1,CRO/1) (05-) Grandtour(KR0/1) (08-) FULENCE 1.6 16V(L301,F30F,L30P,L30R) (10-) KANGOO (KC0/1_) 1.4 16V bivalent (05-) (KC0/1_) 1.4 16V 4x4 (01-) Express(FC0/1_) 1.6 16V (01-) GRAND KANGOO(KW0/1) 1.6 (08-) Express(FW0/1) 1.6 16V LPG (08-)</p>	 <p style="text-align: right;">Continued</p>

RENAULT

PART NO.	APPLICATION GUIDE
----------	-------------------

GWR-16A

	BE BOP (KW0/1) 1.6 16V	(09-)	
LAGUNA	I (B56_556_)1.6 16V(B568,B561)	(97-01)	
	I Grandtour (K56) 1.6 16V	(97-01)	
	II (BG0/1_) 1.616V	(01-)	
	II Grandtour(KG0/1) 1.616V	(05-)	
	III(BT0/1_) 1.6	(07-)	
	III Grandtour(KT0/1) 1.6	(07-)	
	LOGAN	(LS_) 1.6	(07-)
		Estate(KS_) 1.6	(07-)
	MEGANE	I (BA0/1) 1.4 /1.6 16v	(99-03)
		I Classic(LA0/1) 1.4/1.6 16V	(99-03)
I Grandtour(KA0/1) 1.4/1.6 16V		(99-03)	
I Coach(DA0/1) 1.4/1.6 16V		(99-03)	
I Cabriolet(EA0/1) 1.4/1.6 16V		(99-03)	
Scenic(JA0/1) 1.6V		(99-03)	
II (BM0/1_CM0/1) 1.4/1.6 16V		(02-)	
II Saloon(LM0/1)1.4 1.6		(02-)	
II Estate(KM0/1)1.4 1.6		(03-)	
II Coupe-Cabriolet(EM0/1) 1.6		(03-)	
III Hatchback(BZ0_) 1.6		(08-)	
III Saloon 1.6 16V		(09-)	
III Grandtour(KZ0/1) 1.6 16V		(08-)	
III Coupe(DZ0/1_) 1.6 16V		(08-)	
CC(EZ0/1) 1.6 16V		(10-)	
MODUS		(F/JP0_) 1.4 1.6 Hatchback	(04-)
SCENIC		I (JA0/1_) 1.4 1.6	(99-03)
		II (JM0/1_) 1.4 1.6	(03-)
	III(JZ0/1)1.6 16V	(09-)	
THALIA	I (LB0/1/2_) 1.4 1.6	(00-)	
TWINGO	II (CN 0_) 1.6 RS	(08-)	
WIND	(E4M) 1.6 (E4MB,E4MC)	(10-)	
DACIA			
DOKKER	Express 1.6 16v	(12-)	
DUSTER	1.6 16V	(10-)	
LODGY	1.6	(12-)	
SANDERO	1.6 MPI 85	(10-)	




SAAB






PART NO.	APPLICATION GUIDE		
GWSA-02A 30517582 7501547 7507460 8817900 9307893	72-74 72-78 74-84 76-78 77-80 78-79 78-88 78-91 79-80 80-88 80-90 80-91 81- 84-87 84-88 85-93 85-94 86-94 89-93 90-94 91-93 91-94 93-98	2000 2100	900 H eng 90 900 I (AC4,AM4) -16 900 I (AC4,AM4) C 900 I (AC4,AM4) EMS 900 I (AC4,AM4) i 900 I (AC4,AM4) S Turbo-16 900 I (AC4,AM4) Turbo 900 I (AC4,AM4) Turbo-16 900 I (AC4,AM4) Turbo-16 S 900 I (AC4,AM4) Turbo-16 S CAT 900 I Combi Coupe -16 900 I Combi Coupe C 900 I Combi Coupe EMS 900 I Combi Coupe i 900 I Combi Coupe Turbo 900 I Combi Coupe Turbo-16 900 I Combi Coupe Turbo-16 S 900 I Combi Coupe Turbo-16 S CAT 900 I Convertible -16 900 I Convertible S Turbo-16 900 I Convertible Turbo-16 900 I Convertible Turbo-16 S 900 II -16 Turbo 900 II Convertible -16 Turbo 900 II Convertible I 900 II Coupe -16 Turbo 900 II Coupe i 99 99 EMS 99 GL 99 Combi Coupe 99 Combi Coupe Turbo
GWSA-03A 8817918 9321670 4610176 4610192	84-93 85- 85-88 85-93 88-98 89-93 89-98	2000	9000,9000i,9000 TURBO 16 VALVE 9000 -16 9000 -16 Turbo 9000 -16 Turbo CD 9000 Hatchback -16 9000 Hatchback -16 CS 9000 Hatchback -16 Turbo 9000 Hatchback -16 Turbo CS
GWSA-04A 8821944 5958061 4770970	(94-95) (95-97) (99-03)	2500 3000	900 V6 9000 9-5







SUBARU

PART NO.	APPLICATION GUIDE					
GWSU-01A 31076-0100/20/10 31076-4300 31076-6100 31076-8100/10	EA61	1100	LEONE	A21/61	(72.01-73.12)	
	EA64	1200	LEGACY	A22/64	(71.01-77.12)	
	EA63	1400	ALCYONE	A25	(73.01-74.12)	
	EA71	1600		A26/27	(75.01-77.12)	
				A32	(77.01-79.12)	
				A33/34	(77.01-79.12)	
				A62	(72.01-79.12)	
				A65	(74.01-79.12)	
				A67	(75.01-79.12)	
GWSU-03A 21110-AA060 41076-7100 41076-7300	EA81	1800	LEONE	AB4/B5/F5/M5/J5	(79.05-84.10)	
GWSU-04A 21110-AA050 41076-7000 41076-7200	EA65 EA71	1300 1600	LEONE	AF1,AM1	(79.05-84.10)	
			LEGACY	AB2/F2/F3/M2/M3	(79.06-84.10)	
GWSU-05A 31076-4310 31076-8110			(GWSU-01A W/LARGER HEATER PIPE) FOR COLD COUNTRY			DISCONTINUED
GWSU-06A 21110-AA070 41076-7400	EA81	1800	LEONE	AB4/B5/F5/M5/J5	(79.05-84.10)	
GWSU-07RK 39745-2100		360 500 550 600	REX	K24/44/77/78/87/88		
			SAMBER			
			<u>IMPELLER SET</u>			
GWSU-07RS 397452100 + OIL PAN PACKING	EK23	550	REX	K24(S,B),K44	(77.05-81.09)	
			SAMBAR	K77/78/87/88	(77.05-82.09)	
			<u>IMPELLER SET (OIL PAN PACKING)</u>			

SUBARU

PART NO.	APPLICATION GUIDE			
GWSU-08RK 497092100	EK23	550	REX	K24 (78.03-81.09)
	EK23T	550	SAMBAR	KF1 (81.09-86.12) KG2 (87.02-89.06) KM1/M2/N1/N2 (81.09-86.11)
REPAIR KIT				
				
GWSU-09RNS 497092100 + OIL PAN PACKING	EK23	550	REX	KR1/R2/R6/T1/T2/T6 (82.08-90.03)
			SAMBAR	
REPAIR SET (OIL PAN PACKING)				
				
GWSU-11A 21110-AA000/1/2/3	EA71	1600	LEONE	AA2/3 (84.07-89.01)
			LEGACY	AP2/3 (84.10-89.01)
			ALCYONE	
				
GWSU-12A 21111-AA000/1/2/3/4/5 21111-AA006/7/11/ X2111-AA030/1/2	EJ15	1500	FORESTER	GG3 (00.02-07.06)
	EJ16	1600	IMPREZA	GG9 (00.03-03.07)
	EJ18	1800	LEGACY	BD2/3,BG3 (00.03-04.04)
	EJ20	2000	LEGACY LANCASTER	GC4,GF3 (00.03-07.06)
	EJ22	2200	LEONE	BH5,BHC (00.05-03.04)
	EJ25	2500	ALCYONE	BH9/HC (01.05-03.04)
				SG5 (01.11-05.01)
				GF1 (03.06-07.06)
				BG2,BCA (89.02-93.09)
				BG7 (89.02-94.12)
				BE5 (90.05-98.11)
				BD4/D5,BG4/G5/GA (91.06-93.09)
				BF7/FB,BE9 (92.06-93.09)
				GC1,GC8 (92.11-00.07)
				GD9 (92.11-94.08)
				GC2,GF2,GC6,GF6 (92.11-94.12)
				GF4,GF5 (92.11-96.08)
				BH9 (93.10-96.05)
				GC6,GF4/6 (93.10-96.08)
				BH5 (93.10-98.11)
				BC4/C5,BF5/FA (94.06-98.11)
				GG2 (94.09-00.07)
				BC2/3,BF3 (96.01-01.04)
				GD2/3,GFA,GF8 (96.09-00.07)
				SF5 (97.06-02.01)
				BG7/GB,BH9,BC4/C5/F5/F5A (98.06-00.04)
				SF9 (98.08-02.01)
				BF4 (98.11-00.04)
				BD4/D5/G4/G5 (99.05-03.04)
				
GWSU-13A 21010-AA013/4/5/6 21110-AA012/3/4/6 21110-AA015/17	EA82	1800	LEONE	AA4/A5/L5/G4/G5/G6/P5 (84.06-94.12)
			LEGACY	AA7 (84.07-89.01)
			ALCYONE	AL5,AL7 (84.10-89.01)
				AP5 (85.10-89.01)
				








SUBARU

PART NO.	APPLICATION GUIDE				
GWSU-14A 21110-AA022/3/5/6	EA82	1800	ALCYONE AA7/L7/X4/X7 LEONE AA4 LEGACY	(84.06-94.12) (84.07-86.09)	
GWSU-15A 21111-AA081 21111-AA240 X2111-AA080/1/2	EJ20	2000	FORESTER GGA IMPREZA GDB LEGACY GDA GGB SG5 BES BC5 BF5 GC8 GF8 BD5,BG5 SF5 BH5 BE5	(00.02-03.07) (00.03-02.09) (00.03-03.07) (00.04-02.09) (01.11-03.12) (02.11-03.04) (89.02-93.09) (89.10-93.09) (92.11-00.07) (92.11-00.07) (93.10-98.11) (97.02-02.01) (98.06-03.04) (98.11-03.04)	
GWSU-16A 21111-AA60/61/65 X2111-AA040/1/2	EJ20	2000	FORESTER GGA IMPREZA GDA LEGACY SG5 OUTBACK BC5,BF5 GF8 GC8,GF8 BD5,BG5 SF5 BH5 BE5	(00.02-03.07) (00.03-03.07) (01.11-03.12) (91.06-93.09) (93.10-00.07) (93.10-94.12) (93.10-98.11) (97.02-02.01) (98.06-03.04) (98.11-03.04)	
GWSU-17A 21111-KA032/42/43 21111-KA041/4/5/6/7 21111-KA070/1/2 21111-KA073/4/5/6 21111-KA130/1/2 21111-KA140/1/2 21111-KA190/1/2 21111-KA290/1/2	EN07	660	REX KS3/4,KV3/4 SAMBER TT1/2,TV1/2 SAMBER DIAS TW1 TW2	(90.03-98.12) (98.08-12.01) (99.05-09.08) (99.07-09.08)	

SUZUKI

PART NO.	APPLICATION GUIDE					
GWS-02A 17400-63200 17400-72020/1 17400-72801 17400-72810/1	LJ50	550	CARRY EVERY JIMNY	SJ10/30 SH10,ST10/20 ST30 ST31	(76.03-88.05) (76.04-79.06) (79.04-85.12) (81.09-85.12)	
GWS-03A 17400-73001/2/3 17400-73012/3 17400-73810/1/2 17400-73870/20 17400-78101/820/821	F5A	550	CARRY CERVO FRONTE JIMMNU MIGHTYBOY SAMURAI SWIFT	SS40C/T/S ST40V SJ20 LT800	(79.05-84.12)	 <p style="text-align: center;">REPLACING GWS-11A</p>
GWS-07A 17400-74001	AB10	450	FRONTE	SS11	(77.08-79.04)	
GWS-08A 17400-82810/1	G10 G13	1000 1300	CULTUS	AA41/43,AB41/43 AA33/53,AB33/51/53	(86.06-88.09)	
GWS-09A 17400-79810/1	F5A	550	CARRY EVERY	ST41#	(82.12-85.12)	
GWS-10A 17400-78300 17400-78810/1 17400-78830	F5A	550	FRONTE CERVO MODE ALTO	SS40 SS40V	(79.05-88.12) (79.05-82.10)	
GWS-11A 17400-73001/02 17400-73012/13 17400-73810/11/12 17400-73820 17400-73870 17400-78101 17400-78820/1	F5A F10A	550 1000	ALTO CARRY CERVO MODE EVERY FRONTE JIMNY MIGHTY BOY SWIFT	SS40 ST40 SJ40 SS40T SS41V CB71S CA71V/72V CC71V/72V DA71V,DB71V/71T,DA71T DA71B JA71C/71V	(79.05-88.12) (80.10-85.12) (82.08-84.12) (83.02-88.12) (83.10-85.12) (84.09-86.12) (84.09-88.12) (84.12-88.12) (85.03-89.05) (85.04-89.05) (86.01-90.03)	

SUZUKI

PART NO.	APPLICATION GUIDE				
GWS-12A 17400-83810/1/2	G10 G13A G13B	1000 1300 1300	CULTUS JIMNY	AA41S/41V,AB41S AB51S JA51	(83.10-86.12) (84.08-86.12) (85.11-88.12) 
GWS-13A 17400-50810/1/2/3 17400-60D01 17400-61810 17400-70B00			CAPPUCINO DAE300 TICO <u>EXPORT MODEL</u>	(96-)	
GWS-14A 17400-70D00 17400-71811	F6A	660	CAPPUCINO CARRY EVERY	DA51V DB51V,DA51/51T,DB51T	(90.02-91.09) (90.03-91.09) 
GWS-15A 17400-82820/2/4 17400-82821/22/23 17400-82840 17400-82850/51	G10 G13A G13B	1000 1300 1300	ALTO BELENO CARRY CULTUS EVERY SWIFT WAGON R	AA33S,AB33S,AA53S,AB53S AA34S,AB34S,AA44S,AB44S AF34S AK34S GA11S DA32W	(86.06-88.09) (88.09-00.05) (89.10-00.05) (92.01-00.05) (95.01-99.05) (99.06-05.07) 
GWS-16A 17400-60810/13/14 17400-60811/2 17400-60815 17400-60A02/04	G15A G16A	1500 1600	BALENO CULTUS ESCUDO SWIFT VITARA X-90	TA01V TA01R/01W AH14S AJ14S TD01W AH64S,AJ64S GA21S,GB21S,GD21S GC21S LB11S GB31S,GD31S/31W GC21W	(88.05-90.10) (88.05-97.11) (89.06-91.07) (89.10-91.07) (90.09-97.11) (91.07-95.03) (95.01-96.02) (95.01-97.04) (95.10-97.12) (96.02-97.04) (96.02-97.04) 
GWS-17A 17400-85821 17400-85810/20	F5A	550	CARRY EVERY	DA71V,DB71V DA71T,DB71T	(87.08-89.05) (88.02-89.05) 
GWS-18A 17400-70820	F5B	550	ALTO CERVO FRONTE	CL11V,CM11V CN11S,CP11S CG72V,CH72V	(88.09-90.03) (88.09-90.03) (89.01-90.07) 

SUZUKI

PART NO.	APPLICATION GUIDE			
GWS-19A 17400-50810/1 17400-50812/3 17400-58013 17400-60D01 17400-61810 17400-70830 17400-70B00	F5B 550 F6A 660		ALTO CL11V,CM11V (88.09-90.03) CAPPUCCINO CN11S,CP11S (89.04-90.03) CARA CN21S (90.01-91.09) CERVO CL21V,CM21V,CP21S (90.03-91.09) WAGON R CL22V,CM22V,CR22S,CS22S (91.09-94.11) CN22S,CP22S (91.09-98.06) EA11R (91.10-95.05) PG6SS (93.01-96.05) CT21S,CV21S (93.09-98.10) HA11S,HB11S,HC11V,HD11V (94.11-98.09)	
GWS-20A 17400-66810 17400-85830	H20A 2000 H25A 2500 H27A 2700		ESCUDO TX92W (00.12-05.05) GRAND VITARA TA11W,TD11W (94.12-96.11) VITARA TD61W (96.10-97.10) TD62W (98.02-05.05)	
GWS-21A 17400-51810/11/12 17400-70830	F6A 660		CARRY DC51B,DD51B (91.09-97.04) EVERY DE51V,DF51V,DC51T,DD51T (91.09-99.01)	
GWS-22A 17400-62810	F5B 550		CARRY DA41V/41B/41T (89.05-90.03) EVERY DB41V/41T (89.05-90.03)	
GWS-23A 17400-61820 17400-61A00	G15A 1500 G16A 1600		CULTUS GC21S,GC21W (97.05-02.07) ESCUDO GB31S (97.05-99.05) GRAND VITARA TD02W (97.11-00.04) TA02W (97.11-02.11) GD31S/31W (98.05-02.07)	
GWS-24A 17400-83840/1	F6A 660		JIMNY JA11C/11V (91.06-95.11) JA12C/12V/12W (95.11-98.10)	
GWS-25A 17400-76810 17400-78860	F6A 660		ALTO HA12S,HA12V (98.10-99.10) CARRY HN11S,MC11S (98.10-99.10) EVERY DA52V/52T,DB52V/52T (99.01-99.11) Kei DA52W (99.06-99.11) WAGON R	






SUZUKI

PART NO.	APPLICATION GUIDE				
GWS-26A 17400-76820 17400-78880	F6A	660	ALTO MC12S CARRY HN12S EVERY HA12V Kei HA12S WAGON R HN11S MC11S DA52V/52T,DB52V/52T,DA52W	(00.12-01.11) (01.04-01.11) (99.05-00.12) (99.10-00.12) (99.10-01.04) (99.10-12.01) (99.11-01.09)	
GWS-27A* (17400-78850/1 17400-81821) W/HOUSING NO.	K6A	660	JIMNY JB23W	(98.10-02.01)	
GWS-28A* (17400-73832/1 17400-78871 17400-80812/1) W/HOUSING NO.	K6A K10A	660 1000	ALTO HA21S,HB21S CAPPUCCINO EA21R JIMNY JA22W WAGON R MA61S,MB61S CT51S,CV51S HA22S	(94.11-98.09) (95.05-98.10) (95.11-98.10) (97.02-99.06) (97.04-98.10) (98.10-99.10)	
GWS-28AH 17400-78871/1	K6A	660	ALTO HN21S Kei HA22S WAGON R MC21S	(00.10-01.04) (99.10-00.12) (99.10-00.12)	
GWS-30A 17400-82810/1/2 17400-83810/1/2/4 17400-83815 17400-84C00	G13A G13BA G13B	1300	CARRY AA53S,AB53S CULTUS JB31W JIMNY JB32W SAMURAI JB33W SWIFT WAGON R	(86.06-88.09) (93.05-95.11) (95.11-97.12) (98.01-00.04)	
GWS-31A 17400-78E00/1	RF	2000	ESCUDE TA21W GRAND VITARA TD31W VITARA <u>GWS-31A=(GWF-52A)</u>	(94.12-96.11) (94.12-86.10)	
GWS-32A* (17400-83850 17400-84810/2/5 17400-84813/4 17400-84830/31) W/HOUSING NO.	K6A	660	ALTO HA22S Kei MC22S MR WAGON HA23S TWIN HA23V WAGON R HN22S MF21S HE21S EC22S	(00.12-02.04) (00.12-03.09) (00.12-04.09) (00.12-05.01) (01.04-06.04) (01.12-06.01) (02.01-04.10) (03.01-05.08)	








SUZUKI

PART NO.	APPLICATION GUIDE					
GWS-32AH 17400-83850 17400-84810/2/5 17400-84813/4	K6A	660	ALTO Kei MR WAGON TWIN WAGON R	HA22S MC22S HA23S HA23V HN22S MF21S HE21S EC22S	(00.12-02.04) (00.12-03.09) (00.12-04.09) (01.12-05.01) (01.04-06.04) (01.12-06.01) (02.01-04.10) (03.01-05.08)	
GWS-33A* (17400-83870/1) W/HOUSING NO.	K6A	660	JIMNY	JB23W	(02.01-04.10)	
GWS-34A 17400-69G00/01/02	M13A M15A M16A M18A	1300 1500 1600 1800	AERIO ESCUDO IGNIS JIMNY JUSTY LIANA SOLIO SWIFT SX4 WAGON R	HT51S JB43W MA34S RB21S RA21S RC51S,RD51S HT81S ZC11S,ZD11S,ZC21S,ZD21S ZC31S TA74W YA11S,YB11S YC11S	(00.02-05.11) (00.04-12.01) (00.12-11.01) (01.01-07.03) (01.11-07.03) (03.01-07.03) (03.06-04.11) (04.11-12.01) (05.09-12.01) (06.06-08.06) (06.07-12.01) (07.07-12.01)	
GWS-35A* (17400-84820/1/2) (17400-84823/4/5) W/HOUSING NO.	K6A	660	ALTO Kei MR WAGON WAGON R	HN22S MC22S MF21S HE21S	(01.04-06.04) (01.11-03.09) (01.12-06.01) (02.10-04.10)	
GWS-35AH 17400-84820/1/2 17400-84823/4/5	K6A	660	ALTO Kei MR WAGON WAGON R	HN22S MC22S MF21S HE21S	(01.04-06.04) (01.11-03.09) (01.12-06.01) (02.10-04.10)	
GWS-36A* (17400-77810) (17400-77811/2) (17400-77813/5) (17120-77E00) W/HOUSING NO.	J18A J20A	1800 2000	BALENO CULTUS ESCUDO GRAND VITARA SX4 VITARA	TD54W YA41S,YB41S GC41W TA51W,TD51W TD52W TA52W TL52W	(05.05-08.06) (06.07-09.05) (96.02-02.07) (96.10-97.10) (97.11-00.04) (97.11-02.11) (98.11-05.05)	






SUZUKI

PART NO.	APPLICATION GUIDE					
<p>GWS-37A* (17400-65810/3/4/5) W/HOUSING NO.</p>	K6A	660	CARRY EVERY	DA62T DA62V/62W DA63T DA65T	(01.08-02.05) (01.08-05.08) (02.05-12.01) (05.11-12.01)	
<p>GWS-37AH 17400-65810/3/4/5</p>	K6A	660	CARRY EVERY	DA62T DA62V/62W DA63T DA65T	(01.08-02.05) (01.08-05.08) (02.05-12.01) (05.11-12.01)	
<p>GWS-38A* (17400-58810/1 17400-58812 17400-58813/4/5) W/HOUSING NO.</p>	K6A	660	ALTO CERVO MR WAGON PALETTE TWIN WAGON R	MH21S EC22S HA24S HA24V MF22S HG21S MH22S MK21S MH23S HE22S HA25S/25V	(03.09-07.05) (04.01-05.02) (04.09-09.12) (05.01-09.12) (06.01-11.01) (06.11-12.01) (07.02-08.09) (08.01-10.08) (08.09-10.08) (08.11-10.11) (09.12-12.01)	 <p><u>GWS-38A=(GWMZ-67A)</u></p>
<p>GWS-38AH 17400-58810/1/2/3/4/5</p>	K6A	660	ALTO CERVO MR WAGON PALETTE TWIN WAGON R	MH21S EC22S HA24S HA24V MF22S HG21S MH22S MK21S MH23S HE22S HA25S/25V	(03.09-07.05) (04.01-05.02) (04.09-09.12) (05.01-09.12) (06.01-11.01) (06.11-12.01) (07.02-08.09) (08.01-10.08) (08.09-10.08) (08.11-10.11) (09.12-12.01)	 <p><u>GWS-38AH=(GWMZ-67AH)</u></p>
<p>GWS-39A* (17400-58820/1/2 17400-58823/4/5) W/HOUSING NO.</p>	K6A	660	ALTO CERVO MR WAGON PALETTE WAGON R	MH21S MF22S HG21S MH22S MK21S MH23S HE22S	(03.09-07.05) (06.01-11.01) (06.11-12.01) (07.02-08.09) (08.01-10.08) (08.09-10.08) (08.11-10.11)	 <p><u>GWS-39A=(GWMZ-68A)</u></p>







SUZUKI

PART NO.	APPLICATION GUIDE					
GWS-39AH 17400-58820/1 17400-58822 17400-58823/4/5	K6A	660	ALTO CERVO MR WAGON PALETTE WAGON R	MH21S MF22S HG21S MH22S MK21S MH23S HE22S	(03.09-07.05) (06.01-11.01) (06.11-12.01) (07.02-08.09) (08.01-10.08) (08.09-10.08) (08.11-10.11)	 <p><u>GWS-39AH=(GWMZ-68AH)</u></p>
GWS-40A* (17400-83860/2 17400-83863/4/5) W/HOUSING NO.	K6A	660	Kei WAGON R	MC22S HN22S	(00.12-01.11) (01.04-01.11)	
GWS-40AH 17400-83860/2/3/4/5	K6A	660	Kei WAGON R	MC22S HN22S	(00.12-01.11) (01.04-01.11)	
GWS-41A* (17400-76840/1/2) W/HOUSING NO.	K6A	660	JIMNY	JB23W	(04.10-12.01)	
GWS-41AH 17400-76840/1/2	K6A	660	JIMNY	JB23W	(04.10-12.01)	
GWS-42A* (17400-68811) W/HOUSING NO.	K6A	660	CARRY EVERY	DA64V/64W	(05.08-07.07)	<p><u>GWS-42A=(GWMZ-72A)</u></p> 
GWS-42AH 17400-68811	K6A	660	CARRY EVERY	DA64V/64W	(05.08-07.07)	<p><u>GWS-42AH=(GWMZ-72AH)</u></p> 

SUZUKI

PART NO.	APPLICATION GUIDE			
GWS-43A* (17400-68820/2) W/HOUSING NO.	K6A	660	CARRY DA64V/64W EVERY <u>GWS-43A=(GWMZ-73A)</u>	(07.07-12.01) 
GWS-43AH 17400-68820/2	K6A	660	CARRY DA64V/64W EVERY <u>GWS-43AH=(GWMZ-73AH)</u>	(07.07-12.01) 
GWS-44A 17400-76G70		1000	ALTO <u>EXPORT MODEL</u>	
GWS-45A 17400-69L00 17400-51K00 21010-4A00F 4709352 93194246		996 1242	ALTO GF SPLASH FZ,MZ,NZ,EZ SWIFT PIXO(NISSAN) UA AGILA(OPEL) B	(09.01-) (08.01-) (10.10-) (09.06) (08.04) 
GWS-47A 17400-85Z01		2000	FORENZA RENO	(04-08) (05-08) 
<u>DISCONTINUED</u>			<u>GWS-05A(17400-65021,17400-70020)</u>	

TOYOTA

PART NO.		APPLICATION GUIDE				
GWT-01A 16100-25010/1/2 16100-25020	12T	1400	COROLLA	TA10/12/15/17/20/27	(70.12-75.09)	
	2T	1600	SPRINTER	TA14/18/23/28/30/35	(75.10-77.07)	
	T		CELICA	TA16/19	(75.11-79.08)	
			CARINA	TA31	(76.03-77.01)	
			CORONA	TE20/25	(70.09-83.08)	
			TOWNACE	TE21/27	(73.04-74.03)	
			MASTERACE	TE30/35/40/45/36	(74.04-77.01)	
			(DAIHATSU)	TE31/37/41/47	(74.04-76.04)	
			CHARMANT	TE51/61	(76.05-78.05)	
				TE52/62	(76.01-77.01)	
				TR10/11	(76.10-79.10)	
				TT100/110/106/120/137	(73.08-79.12)	
<u>GWT-01A=(GWT-11A & GWD-18A)</u>						
GWT-02A 16100-22010 16100-29015/6/7/8	3KBR	1000	PUBLICA	KE11/17/18	(69.09-70.04)	
	K	1100	COROLLA	KP30/36v	(69.04-75.11)	
	KB	1200	SPRINTER	KP30S	(69.04-69.08)	
	2K		LITEACE	KP31/31S/36,KM10	(69.09-75.11)	
	3K			KP37/37V	(72.01-74.04)	
				P30/36	(69.04-74.04)	
GWT-03A 16100-29025/6 16100-29055/6	2K	1000	STARLET	KE20/25/26	(70.05-74.03)	
	3K	1200	COROLLA	KP40/42/45/47	(73.04-74.04)	
			SPRINTER			
			TERCEL			
GWT-05A 16100-39115	12R	1500	CORONA	PK41,RH10/15,RT/80/86/90	(70.09-71.01)	
	2R	1600	TOYOACE	RH11/16,RY10/12/14	(71.02-75.11)	
			HILUX	RN10/13/15/16	(71.02-72.04)	
			HIACE	RN20/25,RT100/106	(72.05-75.11)	
			TAFT	RT69/81/87/91	(71.02-73.07)	
GWT-06A 16103-40030/1 16103-40051/84 16103-49410	5R	2000	CROWN	MS50/51/52/56	(67.09-71.01)	
	M			RS50H/50HB	(69.09-71.01)	
GWT-08A 16100-60080	F	3900	MACCY DYNA	FC10	(70.04-75.01)	
			LAND CRUISER	FJ40/43/55	(69.03-75.09)	
GWT-09A 16100-19145 16100-29020/7/8/9 16100-29065/6 16100-29075	2K	1000	PUBLICA	KE20,KP40/42/45/47	(74.04-75.11)	
	3K/KB	1200	STARLET	KE26/50/60	(74.04-78.05)	
	3KBR	1300	COROLLA	KP30/31/36/36V	(69.04-75.11)	
	3KH(J)		SPRINTER	KP37/37V50/51	(74.04-79.07)	
	3KU		LITEACE	KP38	(79.07-82.01)	
	4K		TOWNACE	KR10/11,KM10/11	(76.12-78.02)	
<u>GWT-09A=(GWD-19A)</u>						

TOYOTA

PART NO.	APPLICATION GUIDE			
GWT-10A 16100-29045/6/7/8	3K 3KB 3KH 3KBR 3KHJ	1200	COROLLA KE30/35/36/40/45 SPRINTER	(74-78) 
GWT-12A 16100-39116	12R 12RU 12RJ	1600	CORONA RT100/120/130 MASTERACE RR10/20 TOWNACE RY10/12/14/20/21 TOYOACE RN20/25/30/40 HULUX RH11/13/16/20/30/40 HIACE TAFT	(75-85) 
GWT-12AG (=GWT-12A)			<u>GRAVITY TYPE CASTING</u>	
GWT-14A 16100-49155 16100-49165/6	5R	2000	CROWN RK101 DYNA RS60/66/80 COASTER RU10/12/15/18/19 STOUT LEXUS GS/IS	(70.10-79.02) (71.02-75.05) (70.10-75.04) 
GWT-15A 16120-41020/40 16100-49138	M 4M	2000 2600	CROWN MS60/62/66/70 MS65/75 (SUB ASSY)	(71.02-72.12) (71.05-72.12) 
GWT-18A 16100-60090	2F F	3900	LAND CRUISER FJ40/43/45	(69.03-75.09) 
GWT-19A 16100-61010/1/2/3 16100-61020/30	2F	4200	LAND CRUISER FJ56 MACCY DYNA FC22 TRUCK BUS FA101	(75.01-79.02) (75.04-80.02) (75.01-80.02) 
GWT-19AG (=GWT-19A)			<u>GRAVITY TYPE CASTING</u>	







TOYOTA

PART NO.	APPLICATION GUIDE					
GWT-21A 16120-47011/2/3 16120-47020/1/2/3 (16100-49148 W/HOUSING NO.)	H	3600	DYNA COASTER	HU15 HU30	(69.08-77.07) (77.08-80.08)	
GWT-22A 16100-61040/1	2F	4200	LAND CRUISE FJ56 TRUCK BUS FA101		(75.09-79.02) (77.04-80.02)	
GWT-22AG (=GWT-22A)			<u>GRAVITY TYPE CASTING</u>			
GWT-23A 16110-38030/1 16110-39035/75	20R	2200	CELICA (EXPORT MODEL) CORONA HILUX MARK II HIACE CRESSIDA		(79-80)	
GWT-24A 16100-49415/6	5R	2000	CROWN DYNA COASTER	RS80 RU10/12/15/19 RU20/22/30/32	(75.05-75.11) (75.04-77.07) (77.08-84.08)	
GWT-25A 16100-31010/1 16100-39035/6	2R 12R	1500 1600	HILUX TOYOACE CORONA HIACE CRESSIDA	PK41 PK42 RH10/15 RN10/15 RT80/86	(67.05-70.09) (71.02-71.08) (67.09-70.09) (68.03-70.10) (70.02-70.09)	
GWT-26AF* (16100-39015/6 16100-39017 16100-39135/65 16100-39205 W/HOUSING NO.)	7R 6R 16R 8R 18R	1600 1700 1800 1900 2000	CORONA CELICA CARINA MARK II HILUX	RA11/13/15/21/25 RH12/14/17 RT102/103/104/108/112/114 RT82/84/88/93/94/95 RX11/12/17/21/22/27/28	(74.01-75.08) (75.11-77.01) (75.09-75.11) (70.02-73.07) (73.08-75.11)	
GWT-27AFH 16100-39227/8 16100-39235/6/7	16R 18E 18RGEU 18RJ 19R	1800 2000	CARINA CORONA HIACE CELICA HILUX MARK II CHASER	RA10/16/17/23/28/30/31/35 RA40/45/55/63 RH22/35/41/42/45 RN36/39,TR132/141 RT102/104/112/114/122/123/141 RX12/15/22/28/30/31/63	(75.10-77.07) (77.08-82.10) (77.04-82.11) (79.10-81.10) (75.11-82.10) (75.10-82.08)	








TOYOTA

PART NO.	APPLICATION GUIDE		
GWT-27A 16120-34100/40 16110-88251	16R 1800 18E 2000 18RGEU 18RJ 19R	CARINA RA10/16/17/23/28/30/31/35 (75.10-77.07) CORONA RA40/45/55/63 (77.08-82.10) HIACE RH22/35/41/42/45 (77.04-82.11) CELICA RN36/39,TR132/141 (79.10-81.10) HILUX RT102/104/112/114/122/123/141 (75.11-82.10) MARK II RX12/15/22/28/30/31/63 (75.10-82.08) CHASER (SUB ASSY)	
GWT-27F 16210-31010 16210-34100/1/2 16210-44010	16R 1800 18E 2000 18RGEU 18RJ 19R	CARINA RA10/16/17/23/28/30/31/35 (75.10-77.07) CORONA RA40/45/55/63 (77.08-82.10) HIACE RH22/35/41/42/45 (77.04-82.11) CELICA RN36/39,TR132/141 (79.10-81.10) HILUX RT102/104/112/114/122/123/141 (75.11-82.10) MARK II RX12/15/22/28/30/31/63 (75.10-82.08) CHASER GWT-27F=(GWT-54F)	
GWT-27AF (16100-39235/6/7 W/HOUSING NO.)	16R 1800 18E 2000 18RGEU 18RJ 19R	CARINA RA10/16/17/23/28/30/31/35 (75.10-77.07) CORONA RA40/45/55/63 (77.08-82.10) HIACE RH22/35/41/42/45 (77.04-82.11) CELICA RN36/39,TR132/141 (79.10-81.10) HILUX RT102/104/112/114/122/123/141 (75.11-82.10) MARK II RX12/15/22/28/30/31/63 (75.10-82.08) CHASER	
GWT-28A 16100-49365 16100-49486 16100-49495/6/7 16100-49506 16120-42010/1/2 16120-49025	M 2000 4M 2600	CELICA MA45/46 (78.04-79.08) CHASER MS100/1/2/3/5/6/7 (76.05-79.08) MARK II MS70/80/82/83/85/87/90/95 (73.01-79.08) CROWN MX10/20/27/30/31/33 (74.08-78.08) DYNA MX35/40/41/43/45 (76.12-80.08) GWT-28A=(GWT-39A)(GWT-40A)	
GWT-30A 16100-19015/6	3K 1200 4K 1300	STARLET KE36 (78.05-79.08) COROLLA KE55/65 (77.10-79.02) SPRINTER KE70/71/73 (79.03-83.07) (DAIHATSU) KP61 (78.02-83.07) CHARMANT KP62 (78.10-82.01)	
GWT-31AF 16100-18010 16100-26021/2 16100-28010/20	T 1400 12T 1600 12TJ 1800 2T 13T 3T 3TEU	COROLLA A67 (81.09-83.08) SPRINTER TA31/32/41/42/46/47/49/57/63/67V (77.01-83.08) CELICA TE50/52/56/60/62/66 (77.01-79.02) CARINA TE70/73/73V/74/74V (79.08-83.08) CAMRY TM20,TR11/15 (78.08-82.10) VISTA TT121/125/126/130 (77.03-81.12) CORONA TT131/132/138/142/147V (78.09-83.10) CRESTA TX30/40/47/50/60 (74.04-82.08) CHASER TX67 (80.11-87.07) MARK II TM20 (78.08-82.10) TOWNACE TR11 (79.10-82.10) MASTERACE GWT-31AF=(GWT-37AF & GWT-20AF)	

TOYOTA

PART NO.	APPLICATION GUIDE		
GWT-31A 16110-18010 16110-26021/2 16110-28010/20/22	T 1400 12T 1600 12TJ 1800 2T 13T 3T 3TEU	COROLLA A67 (81.09-83.08) SPRINTER TA31/32/41/42/46/47/49/57/63/67V (77.01-83.08) CELICA TE50/52/56/60/62/66 (77.01-79.02) CARINA TE70/73/73V/74/74V (79.08-83.08) CAMRY TM20,TR11/15 (78.08-82.10) VISTA TT121/125/126/130 (77.03-81.12) CORONA TT131/132/138/142/147V (78.09-83.10) CRESTA TX30/40/47/50/60 (74.04-82.08) CHASER TX67 (80.11-87.07) MARK II TM20 (78.08-82.10) TOWNACE TR11 (79.10-82.10) MASTERACE <u>GWT-31A=(GWT-33A)(GWT-37A)</u>	
GWT-31F 16210-18010 16210-26020 16210-28010/20 16210-88260	T 1400 12T 1600 12TJ 1800 2T 13T 3T 3TEU	COROLLA A67 (81.09-83.08) SPRINTER TA31/32/41/42/46/47/49/57/63/67V (77.01-83.08) CELICA TE50/52/56/60/62/66 (77.01-79.02) CARINA TE70/73/73V/74/74V (79.08-83.08) CAMRY TM20,TR11/15 (78.08-82.10) VISTA TT121/125/126/130 (77.03-81.12) CORONA TT131/132/138/142/147V (78.09-83.10) CRESTA TX30/40/47/50/60 (74.04-82.08) CHASER TX67 (80.11-87.07) MARK II TM20 (78.08-82.10) TOWNACE TR11 (79.10-82.10) MASTERACE <u>GWT-31F=(GWT-37F)(GWT-45F)</u>	
GWT-32A 16110-38021/2	20R 2000 21R 2400 22R	CORONA RA46/56,RT133 (75-) CELICA RX40/41/60 HILUX LX50/60/67,LS110/117 CRESSIDA LN30/36/40/46/50 LH20/24/30/40 RB13/20	
GWT-32F 16210-34080 16210-38022/3/4 16210-38050/60	20R 2000 21R 2200 22R 2400	CORONA RA46/56,RT133 (75-) CELICA RX40/41/60 HILUX LX50/60/67,LS110/117 CRESSIDA LN30/36/40/46/50 LH20/24/30/40 RB13/20 <u>GWT-32F=(GWT-41F)(GWT-42F)</u>	
GWT-35A 16110-26020/21/22 16110-28010/20 16110-33010 16110-82010	T 1400	COROLLA TE50/60 (77.01-77.03) SPRINTER	
GWT-35F 16210-26020 (16100-26020 (GWT-35AF) GWT-31AF IS INTERCHANGEABLE)	T 1400	COROLLA TE50/60 (77.01-77.03) SPRINTER	






TOYOTA

PART NO.		APPLICATION GUIDE				
GWT-36A 16100-40020/1 16100-40040/1 16100-49015/16 16100-49105 16103-40010/1	5R	2000	CROWN	RK101	(67.09-70.10)	
			STOUT	RS50/50B/50P/56	(67.09-71.01)	
			DYNA	RU10/12/15/18	(69.02-70.10)	
			COASTER			
			(SUB ASSY)			
GWT-38A* (16100-19025 W/HOUSING NO.)	1A	1500	TARCEL	AL10	(78.08-79.06)	
	2A	1300	CORSA	AL11	(79.06-80.08)	
	3A	1500		AL12	(79.06-78.08)	
GWT-41A 16100-39035 16100-39315/6/7	20R	2000	CARINA	RA46	(78.08-81.08)	
	21R	2200	CHASER	RX40/41	(78.08-80.08)	
	22R	2400	CORONA	RT133	(78.09-81.12)	
			HIACE	RH23/33	(79.03-82.11)	
			MARK II	RX40/41	(78.08-80.08)	
			DYNA	RB11/12	(78.02-80.08)	
			COASTER	RB20	(82.05-90.01)	
GWT-42A 16100-59005 16100-59045/6/7/8/9 16100-59125/6/7/8 DIESEL	L	2200	CHASER	LD10	(80.03-84.12)	
			MARK II	LH20/24/30/40	(79.07-82.11)	
			TOYOACE	LN30/36/40/46/50/55	(79.12-85.08)	
			CROWN	LS100/117	(77.10-83.07)	
			HILUX	LX40/50X/60/67	(79.09-84.07)	
			BLIZZARD	LY20/30	(79.03-85.07)	
			(W/O SPACER)			
GWT-43A 16110-15010 16110-19026/35/36 (16100-19026/7/8/9 16100-19085 W/HOUSING NO.)	2A	1300	TARXEL	AL20	(80.08-82.04)	
	2AU	1500	CORSA	AL21	(80.08-82.04)	
	3A			AL25	(82.05-89.10)	
	3AHU				(82.05-89.10)	
	3ASU				(84.08-89.10)	
	3AU				(82.08-88.01)	
GWT-44A 16120-14110 16120-33010 16120-34090 16120-34110 16120-41032	16R	1600	CORONA	RA11/13/15/25	(74.01-75.08)	
	18R	1700	CELICA	RH17	(75.11-77.01)	
	19R	1800	CARINA	RT103/108/112/114/137	(74.12-79.12)	
	6R	1900	MARK II	RT62/72/78/82/93/94/95	(68.09-73.07)	
	7R	2000	HILUX	RX17/22/27/28/37	(75.11-79.12)	
	8R		HIACE			
			(SUB ASSY)			
GWT-45A 16110-88260 (16100-88260 GWT-45A+PULLEY)	2T	1600	COROLLA	TA40	(77.08-81.08)	
			SPRINTER	TA45	(77.08-81.08)	
			CELICA	TA55	(77.08-81.06)	
			CARINA	TA61	(81.09-83.08)	
				TE51/55/61/65	(77.01-79.02)	
			TE71	(79.03-83.04)		






TOYOTA

PART NO.	APPLICATION GUIDE				
GWT-46A 16100-88220/1	2T 1600	COROLLA TA12/17 SPRINTER TA22/27 CELICA TE27 TE37/47	(71.04-75.09) (70.12-75.09) (72.03-74.03) (74.04-75.11)		
GWT-47A 16100-59015/6/7 16100-59055	B 3000 2B 3200 DIESEL	LAND CRUISER BJ40/43 DYNA BJ40/43 COASTER BB10/11	(77.06-77.09) (74.02-77.06) (77.08-80.08)		
GWT-48A 16100-59085	2B 3200 DIESEL	DYNA BB11 COASTER	(80.08-82.04)		
GWT-49A 16110-15020/85 16110-19115 (16100-19035/6/7 W/HOUSING NO.)	3A 1500 3AU	COROLLA AA60 SPRINTER AE70 CARINA AE85 CORONA AT140 CHARMANT <u>GWT-49A=(GWD-22A)</u>	(81.09-87.12) (79.03-83.04) (83.05-87.04) (82.01-87.12)		
GWT-50A 16100-19055/6 16100-19165/6 16100-19175	4KJ 1300 4K	PUBLICA KE73 STARLET KP39 COROLLA KP61 SPRINTER	(83.07-87.08) (82.01-88.08) (82.08-84.09)		
GWT-51A 16100-19065/6/7	3AC 1500	TARCEL (EXPORT MODEL) CALIFORNIA USA	(80-82)		
GWT-52A 16100-49655/6 16100-49685	5MGEU 2800 6MGEU 3000 5M 6M	CELICA MA61 SOARER MS112/123/125 CROWN MZ11/12	(81.07-85.12) (81.08-87.08) (81.02-85.12)		
GWT-53A 16110-63010 16110-69035/6/7 (16100-69075/6 W/HOUSING NO.)	1S(SI,SU) 1800 1SELU 2000 1SILU 1SLU 2SELU	CARINA SA60/60G CELICA ST140/150/160 VISTA SV10/11 CAMRY SV20/60/61/70/70Y CERESSIDA CORONA MARK II	(81.09-88.04) (82.01-88.05) (82.03-86.07) (86.08-88.08)		

TOYOTA

PART NO.	APPLICATION GUIDE		
GWT-54A 16100-76036/37 16100-79035/6/7 16100-79275	1Y 1800 2Y 2000 3Y 2200	CORONA SX60 (82.08-94.12) MARK II YH50/51/52/57/61/62/71/80/81 (82.12-89.08) LITEACE YM20/21/25 (82.10-92.01) TOYOACE YY50 (85.08-87.08) HILUX DYNA HIACE TACOMA ROCKY TARO(VOLKSWAGEN) <u>GWT-54A=(GWD-23A)</u>	
GWT-55A 16100-49705/6 16110-41240/50 16110-45100 16110-49045/46/85/86 16110-49055/6 16110-49065/6 SUB ASSY NO. (16120-45100/10 16120-49045/6/55)	4M 2000 5M 2600 M 2800 MP MPU MTEU	CELICA MA45/46/55/56 (79.08-81.06) MARK II MS110/112/117/120/130 (79.09-89.08) SOARER MX40/41/43/45/51 (79.08-82.08) CROWN MX60/61/63/71 (80.11-85.10) CHASER MZ10 (81.07-85.12)	
GWT-57A 16100-69085 16100-64H00 16100-64H01 16100-69296 16100-69425	1C(CL) 1800 1CTL 2000 2CT 2200 2CTL 3CTE DIESEL	CAMRY CA60/67V (82.02-88.04) CARINA CE70/71/72/80/90/96V (82.02-91.06) COROLLA CM20/25 (82.10-88.08) GAIA CV10/11/20 (83.08-90.07) LITEACE CXM10G (98.05-04.09) SPRINTER VISTA AYENSIS IPSUM	
GWT-58A 16110-01010/15010 16110-19045/6/7	2ALU 1300 3ALU 1500 4AELU 1600	COROLLA AE80 (83.05-85.05) SPRINTER AE81 (83.05-87.04) CARINA AE82 (83.05-87.04) CORONA AT150 (83.10-88.04) MR2 AT151 (84.05-88.04) AW10 (84.06-89.12)	
GWT-59A 16100-19075/6/7	4K 1300 5K 1500 5KJ	COROLLA KA67V (83.08-88.04) SPRINTER KE70 (81.08-83.04) CARINA KE72 (81.08-87.08) KE74 (83.08-87.08) KT147V (83.10-87.12)	







TOYOTA

PART NO.		APPLICATION GUIDE				
GWT-59F 16210-13020	4K	1300	COROLLA	KA67V	(83.08-88.04)	
	5K	1500	SPRINTER	KE70	(81.08-83.04)	
	5KJ		CARINA	KE72	(81.08-87.08)	
				KE74	(83.08-87.08)	
				KT147V	(83.10-87.12)	
GWT-60A 16100-19045/6 16100-19155/6 16100-19215/6	4K	1300	LITEACE	KM20/21/30G/31V/35V/36V	DISCONTINUED	
	4KJ	1500	TOWNACE	KM50/51		
	5K		MASTERACE	KR12/26/26V/27/27V/41V		
	5KJ			KXC10		
	5KU					
GWT-61A 16100-59135/6/7/9	2L	2200	HIACE	LD20/21	(84.05-90.02)	
	2LT	2400	CRESTA	LH24/50/50G/50V/51/51G/51V/56/56V	(82.11-89.08)	
	2LTE		CHASER	LH60/60B/60G/60V/61/61B/61G/61V/61VH	(82.12-89.08)	
	2LTHE		MARK II	LH66/66V/70/70B/70V/71	(84.01-89.08)	
	L		CRESSIDA	LH71B/71G/71V/80/80VH/85	(84.01-89.10)	
			TOYOACE	LJ71G	(85.10-90.01)	
			HILUX	LN51/56/60/60V/61V/65	(85.08-89.03)	
			CROWN	LS120/120G/126V/130/130G/136V	(83.08-91.10)	
			LAND CRUISER	LX65/70/70Y/76V	(82.08-88.08)	
			DYNA	LY21/50/60	(83.08-88.08)	
			COASTER			
	DIESEL					
GWT-61F 16210-54060/70	2L	2200	HIACE	LD20/21	(84.05-90.02)	
	2LT	2400	CRESTA	LH24/50/50G/50V/51/51G/51V/56/56V	(82.11-89.08)	
	2LTE		CHASER	LH60/60B/60G/60V/61/61B/61G/61V/61VH	(82.12-89.08)	
	2LTHE		MARK II	LH66/66V/70/70B/70V/71	(84.01-89.08)	
	L		CRESSIDA	LH71B/71G/71V/80/80VH/85	(84.01-89.10)	
			TOYOACE	LJ71G	(85.10-90.01)	
			HILUX	LN51/56/60/60V/61V/65	(85.08-89.03)	
			CROWN	LS120/120G/126V/130/130G/136V	(83.08-91.10)	
			LAND CRUISER	LX65/70/70Y/76V	(82.08-88.08)	
			DYNA	LY21/50/60	(83.08-88.08)	
			COASTER			
	DIESEL					
GWT-62A 16110-16010 16110-19155 (16100-19095 W/HOUSING NO.)	4A	1600	COROLLA	AA63	(83.05-85.07)	
	4AGEU		SPRINTER	AE86	(83.05-87.04)	
			CELICA	AT141	(83.10-85.08)	
			CARINA			
			CORONA			
			CHARMANT			
GWT-63A 16110-16020 16110-19165 16100-09020 16100-19115 (W/HOUSING NO.)	4AGE	1600	COROLLA	AE101	(91.06-95.05)	
	4AGELU		SPRINTER	AE82	(84.10-87.04)	
	4AGZE		CELICA	AE92	(87.05-92.05)	
			CARINA	AT160	(85.08-88.04)	
			CORONA	AT171	(88.05-92.08)	
			MR2	AW11	(84.06-89.12)	








TOYOTA

PART NO.		APPLICATION GUIDE				
GWT-64A 16100-39316 16100-39345/6	22R	2400	CELICA HILUX LAND CRUISER TACOMA TARO(VOLKSWAGEN)	RX70/80 (EXPORT MODEL)	(84-)	
	(16100-69035/7 W/HOUSING NO.)	DIESEL				
GWT-65A 16120-68010 16120-69010/5 (16100-69035/7 W/HOUSING NO.)	12HT 2H	4000	LAND CRUISER DYNA COASTER	HB30 HB31 HB32 HB36V HJ60V HJ61V	(82.05-90.01) (85.10-90.01) (88.08-90.01) (84.08-90.01) (82.10-90.01) (85.10-90.01)	
	DIESEL					
GWT-66A 16100-79015	1G 1GE 1GEJ 1GEU	2000	CELICA CHASER CRESTA CROWN MARK II SOARER SUPRA,CRESSIDA	GA61/70 GS120/120G/126V/130/130G GS131/136V GX50/51/52/60/61/70G/71 GZ10/20	(81.07-88.08) (83.08-87.08) (87.09-89.08) (80.03-88.08) (81.02-89.01)	
GWT-67A 16100-79126 16110-79015/95 16100-79045/95 (W/HOUSING NO.)	3SGE 3SGELU 3SGTE	2000	CARINA CELICA CORONA VISTA CAMRY	ST162 ST171 ST185 ST185H SV12/21 SW20	(85.08-89.08) (87.12-92.02) (89.10-91.08) (90.08-93.09) (84.06-86.07) (89.12-99.08)	
GWT-68A 16110-19055/65/95 16110-19105 (16100-19125 W/PUULEY NO.) (16100-19135/95 W/HOUSING+PULLEY NO.)	2ELU 2ELJ	1300	COROLLA STARLET	EE80 EP76V EP71	(85.05-87.04) (84.10-89.12) (84.10-89.12)	
GWT-70A 16100-79025	1G 1GGE 1GGEU	2000	MARK II CRESSIDA CHASER CRESTA SUPRA CROWN	GA70 GS121/131 GX61/71/81 GZ10/20	(86.02-93.05) (83.08-91.10) (82.08-93.02) (83.02-94.04)	
GWT-71A 16100-69205/6 16100-69305 16100-69335 16100-69445/55	1VZFE 3VZFE 4VZFE	2000 2500 3000	CAMRY SCEPTER WINDOM VISTA	VCV10 VCV15W VZV20 VZV30/31 VZV32/33	(91.10-96.08) (92.07-94.09) (88.08-90.07) (90.07-92.06) (91.05-94.06)	
GWT-72A 16110-61170 (16100-69146 16100-69415/6 W/FAN CLUTCH NO.)	3F	4000	LAND CRUISER	FJ62V	(84.11-90.01)	

TOYOTA

PART NO.		APPLICATION GUIDE			
GWT-73A 16110-61180 (16100-69255 16100-69155/6 W/FAN CLUTCH NO.)	3F	4000	LAND CRUISER FJ62V	(84.11-87.08)	
	3FE		FJ62G	(88.08-90.01)	
GWT-74A 16100-69105/6 16100-69235	3F	4000	LAND CRUISER FJ-7#(ATM)	(84.11-)	
GWT-75A 16100-69115 16100-69245	3F	4000	LAND CRUISER FJ-70	(84-)	
GWT-76A 16120-45151			FORKLIFT (USA)		
GWT-77A 16110-09010 16110-79025/6 16110-79045 (16100-79075 16100-79185 W/HOUSING NO.)	3S	1800	CALDINA SR40G/50G	(96.10-01.11)	
	3SFE	2000	CAMRY ST162/162C/163/170/170G/171	(87.08-92.11)	
3SFSE	2200	CAREN ST180/181/182/183	(89.09-93.09)		
4SFE		CARINA ST190/190G/190Y/191/191G	(92.02-97.08)		
4SFI		CELICA ST195/195G/198V	(92.02-02.06)		
5SFE		CORONA ST200/01/02/03/06/07/08/10/15/15G	(93.09-)		
		GAIA SV21/22/25/30/32/33/35	(86.08-90.07)		
		HARRIER SV40/41/42/43/50/50G/55/55G	(94.06-98.06)		
		IPSAM SX80/80Y/90/100	(88.08-01.06)		
		LITEACE NOAH SXA10C/10G/10W/11G/11W/15G/16G	(97.12-00.05)		
		MARK II SXM10G/15G	(96.05-01.05)		
		NADIA SXN10/10H/15/15H	(98.07-02.08)		
		RAV4 SXU10W/15W	(97.12-00.11)		
		SCEPTER SXV10/15/15W/20/20W/25/25W	(92.11-01.12)		
		TOWNACE NOAH,AVENSIS			
GWT-78A 16110-09021 16110-15070/80/85 16110-19076/7 16110-19085/6 (16100-09020 16100-19205 W/HOUSING NO.)	4AF	1500	COROLLA AE91	(87.05-92.05)	
	4AFE	1600	SPRINTER AE91G	(87.08-91.09)	
	4AFHE		CARIB AE95	(87.10-91.06)	
	5AF		CARINA AE95G	(88.02-95.08)	
	5AFE		TARCEL AT170/170G	(88.05-92.08)	
	5AFHE		CORSA AT171/175	(88.05-92.08)	
			CORONA		
					

TOYOTA






PART NO.	APPLICATION GUIDE		
GWT-79A 16100-59155 16100-59255/7	2L 2400 3L 2800 5L 3000 DIESEL	CHASER LH100/102/103/107/109/110/113/115 (89.08-93.08) COASTER LH117/119/120/123/125/129/150 (89.08-94.12) COMFORT LH162V/168V/172K/172V (98.08-05.03) CRESTA LH178V/182K/184B/186B/188K (98.08-05.03) CROWN LH80/82K/85/90/95 (88.08-01.08) DYNA LN147/167/172H (97.08-05.03) HIACE LXH43V/49V (97.06-02.05) HILUX LY102/112/122/132/152/162/202/212 (99.05-01.07) LAND CRUISER LY220/228K/230/240V/270/280/290V (01.07-05.03) MARK II QUICK DELIVERY REGIUS TOYOACE TACOMA TARO(VOLKSWAGEN)	
GWT-80A 16100-39215 16100-69185/6/7 16100-69205/6 16100-69215 16100-69305/35	3VZE 3000	HILUX (88-92) 4-RUNNER PICK-UP CAMRY SCEPTER LAND CRUISER	
GWT-81A 16100-69225 16100-69475	3VZE 3000	HILUX (88-92) 4-RUNNER PICK-UP	
GWT-82A 16100-49756/76 16100-49805	7M 3000 7MGE 7MGTEU	CHASER MA70 (86.02-90.08) CRESTA MS135 (87.09-91.10) CROWN MS137 (87.09-91.10) MARK II MX83 (88.08-93.02) SOARER MZ20 (86.01-91.04) SUPRA MZ21 (86.01-91.04)	
GWT-83A 16110-19135(AISIN NO.) 16110-19145(AISIN NO.) 16110-19146(AISIN NO.) 16110-19205(AISIN NO.) (16100-19295 W/HOUSING NO.)	4AFE 1600 5AFE 1500	CARINA AE100/100G/101/104/104G (91.06-00.08) CORONA AE109V/110/111/111G/111N/114/114G (96.05-02.06) SPACIO AT190/192 (92.02-96.01) SPRINTER AT210/212 (96.01-01.12) COROLLA	
GWT-83AH 16100-09120 16100-15090 16100-19255/95	4AFE 1500 5AFE 1600	CARINA AE100/100G/101/104/104G (91.06-00.08) CORONA AE109V/110/111/111G/111N/114/114G (96.05-02.06) SPACIO AT190/192 (92.02-96.01) SPRINTER AT210/212 (96.01-01.12) COROLLA	
GWT-84A 16100-50010/2/3/4 16100-50020/1/2/3 16100-50030	1UZFE 4000	ARISTO UCF10/11 (89.11-94.10) CELSIOR UCF20/21 (94.10-97.07) CROWN UZS131 (89.08-91.10) SOARER UZS141 (91.10-95.08) LEXUS LS UZS143/145/147/151/155/157 (92.10-97.08) UZZ30/31/32 (91.05-97.09)	

TOYOTA






PART NO.	APPLICATION GUIDE				
GWT-85A 16100-79155	1RZ 2RZ	2000 2400	HIACE VAN WAGON COMMUTER	RZH100/101/102/110/112 RZH122/124	(89.08-94.12) (89.08-94.12) 
GWT-86A 16110-19185(AISIN NO.) 16110-19175/6 16110-19305 16100-19305 16100-19265 W/HOUSING NO.	7AFE	1800	CALDINA CARINA CORONA SPACIO COROLLA SPRINTER CELICA,AVENSIS	AE115G AE115N AT191 AT191G AT211 AT211G	(95.08-02.07) (97.01-01.05) (94.08-96.08) (96.01-97.08) (96.08-01.12) (97.08-) 
GWT-86AH 16100-19265 16100-19305	7AFE	1800	CALDINA CARINA COROLLA CORONA SPACIO SPRINTER CARIB	AE115G AE115N AT191 AT191G AT211 AT211G	(95.08-02.07) (97.01-01.05) (94.08-96.08) (96.01-97.08) (96.01-01.12) (97.08-) 
GWT-87A 16101-76030 W/HOUSING NO.	2TZFE 2TZFZE	2400	ESTIMA PREVIA	TCR10G/11G/20G/21G TCR10W/11W/20W/21W	(92.01-99.12) (93.02-99.12) 
GWT-88A 16110-61071 16110-61120 W/HOUSING NO.	2F	4200	LAND CRUISER	FJ56 FJ60V FJ61V	(79.02-80.07) (80.08-82.10) (82.10-84.11) 
GWT-89A 16110-61081 16110-61130	2F	4200	LAND CRUISER	FJ60V FJ61V	(80.08-82.10) (82.10-84.11) 
GWT-90A 16100-69345	3VZ	3000	HILUX 4-RUNNER	VZN130G	(92-) 
GWT-91A 16100-19235/25	1HDFT 1HDFTE 1HDT 1HZ 1PZ DIESEL	3500 4200	LAND CRUISER DYNA COASTER	HDB20/30/31/50/51,HDJ81V/101K HZB30/31/36V HZB40/41/46V/50/56V HZJ70/70V/71/71V/73HV/74K/74V HZJ75/76K/76V/77HV/77V/79/81V PZJ70/70V/77HV/77V	(90.01-05.03) (90.01-93.01) (93.01-05.03) (90.05-99.08) (90.05-99.08) (90.01-94.01) 

continued

TOYOTA







PART NO.	APPLICATION GUIDE		
GWT-91A 16100-19235	1HDFT 3500 1HDFTE 4200 1HDT 1HZ 1PZ DIESEL	LAND CRUISER HDB20/30/31/50/51,HDJ81V/101K (90.01-05.03) DYNA HZB30/31/36V (90.01-93.01) COASTER HZB40/41/46V/50/56V (93.01-05.03) HZJ70/70V/71/71V/73HV/74K/74V (90.05-99.08) HZJ75/76K/76V/77HV/77V/79/81V (90.05-99.08) PZJ70/70V/77HV/77V (90.01-94.01)	
GWT-92A 16100-09070 16100-29085	1MZFE 2500 2MZFE 3000	ALPHARD MCR30W/40W (99.12-) AVALON MCU10W/15W (97.12-05.03) CAMRY MCU20W/25W (00.11-04.02) ESTIMA MCU30W/31W/35W/36W (03.02-04.07) HARRIER MCV20/20W/21/21W/25W (96.08-01.07) KLUGER MCV30 (01.07-) MARK II MCX10/20 (95.03-) PRONARD MNH10W/15W (02.05-) WINDOM VISTA LEXUS ES/RX	
GWT-93A 16110-19095 16110-19106 WITH PRESSED PULEY (16100-19055 16100-19135/95 16100-19225 W/HOUSING NO.)	2E 1300 2EELU 1500 2ELJ 2ELU 2ETELU 4E 4EF 4EFE 4EFTE 3E 3ETE 5EFE 5EFHE	CALDINA EE101/102V/103V/104G/107V/108G/111 (91.06-98.04) CARINA EE80/90/96V/97G/98V (85.05-91.09) COROLLA II EL30/31/41/43/44/45 (86.05-95.08) COROLLA EL51/52/52C/53/54/54C/55 (94.09-99.07) SPRINTER EP71/76V/82/85/91/95 (84.10-99.07) SERA ET176V/196V (87.12-98.05) CYNOS EXY10 (90.03-95.12) CORONA STARLET CORSA TARCEL PASEO	
GWT-94A 16100-64H02/03/04 16100-64H05/06/07 16100-69275 16100-69295 16100-69435	1C 1800 2C 2000 2CL 2200 2CT 3CE 3CT 3CTE DIESEL	CALDINA CE100/100G/10G/102G/104/105V (91.06-02.06) CAMRY CE106V/107V/108G/109V/110 (91.06-02.06) CARINA CE113/114/116/121/121G (98.04-04.04) COROLLA CE90/95/96V/97G (87.05-91.09) CORONA CM30G/31V/35V/36V/40G/40V (85.09-92.01) DELIBOY CM50/51/52/55/60/61/65 (86.10-99.06) GAIA CM70/75/80/85 (99.06-04.08) IPSAM CR21G/26V/27V/28G/30G/37V/37G (83.04-96.10) LITEACE(NOAH) CR40G/41V/42V/50G/51V/52V (96.10-04.07) MASTERACE CT140/141/147V/150/170/170G/176V (82.01-92.11) TOWNACE(NOAH) CT190/190G/190Y/195/196V/197V/198V (92.02-02.06) AVENSIS CT199V210/211/215/216G/216G (96.01-) CV20/30,CXC10 (86.08-94.06) CXM10G (97.09-04.09)	
GWT-95A 16110-49115(AISAN NO.) 16110-49097 (16100-49835/6/7 W/HOUSING NO.)	2JZ 3000 2JZGE	SUPRA LZA80 TWIN CAM (95-) LEXUS GS300,SC300	

TOYOTA






PART NO.	APPLICATION GUIDE				
GWT-96A 16100-79245/55 16100-79445/65	27LPG 2RZFE 3RZFE	2500 2700	DYNA TOYOACE 4-RUNNER HIACE HILUX LAND CRUISER	BU68DH T100	(93-95) 
GWT-97A 16100-69395/6/7/8	5VZFE	3400	TACOMA 4-RUNNER HIACE HILUX LAND CRUISER	T100	(95-05) 
GWT-98A 16100-29095	1ZZGE	1800	CELICA COROLLA MR SPYDER BLADE AVENSIS RAV4 CHEVROLET PRIZM		(98-04) 
GWT-99A 16100-69325	1FZFE	4500	LAND CRUISER	FZJ80G	(92.08-98.01) 
GWT-100A 16100-29115/6 16100-97404/41 16100-B9010	1SZ K3VE K3VT 3SZVE	1000 1300 1500	VITZ PLATZ YARIS bB DUET PASSO RUSH AVANZA (DAIHATSU) BOON COPEN TERIOS MATERIA STORIA YRV	SCP10 SCP11 QNC20/25 J102E/122E M101A/111A QNC10 J102E QNC21 M502E/512E J200E/210E	(06.01-14.01) (01.12-05.12) (00.05-04.05) (04.06-10.02) (01.12-05.12) (06.01-14.01) (08.12-14.01) (06.01-14.01) 

3 BOLT FLANGE





TOYOTA

PART NO.	APPLICATION GUIDE				
GWT-101A 16100-29155/6 16100-29195 16100-29426	1NZ 1300 1NZFE 1500 1NZFNE 1NZFXE 2NZ 2NZFE	ALLION ALLEX AURIS BELTA bB COROLLA FUNCARGO IST PLATZ PORTE PREMIO PRIUS PROBOX RAUM RCTIS SIENTA SPRINTER SPACIO SUCCEED VITZ/PLATZ WILL(CYPHA) YARIS	NCP10/12/13/15/16/19/20/21/25 NCP30/31/34/35 NCP50V/51V/52V/55V/58G/59G NCP60/61/65/70/75/85G NCZ20/25 NHW11/20 NLP51V NNP10/11 NZE120/121/121G/121N/124/124G/127 NZT240	(99.09-04.03) (00.01-04.02) (02.06-04.02) (02.04-04.03) (03.04-04.02) (00.05-04.02) (02.06-05.03) (04.07-) (00.08-04.04) (01.12-04.02)	
GWT-102A 16100-09140/1 16100-29125	1SZ 1000	VITZ PLATZ (DAIHATSU) BOON TERIOS YRV	SCP10 SCP11 <div style="border: 2px solid black; padding: 5px; display: inline-block;">4 BOLT FLANGE</div>	(99-) 	
GWT-103A 16100-69405/6/7/8 16100-69535	5VZ 5VZFE	TUNDRA TACOMA HIACE HILUX LAND CRUISER GANVIA	T100 V-6 VCH10W/16W/22K/28K VZN185W VZN180W	(95-98) (99-) (95-) (98-)	
GWT-104A 16100-78300-71	1Z 2000	FORKLIFT	TFD20/23/25/28/30 2/2.25/2.5/2.75/3.0t TYPE	(86-)	
GWT-105A 16120-78120-71 16120-96120-71	5K 1486	FORKLIFT	5FGL-10/20	(95-)	
GWT-106A 16100-69385 16100-69495	3000	4-RUNNER PICK UP	V-6	(94-95)	

TOYOTA

PART NO.		APPLICATION GUIDE				
GWT-107A 16100-79015 16110-79035 16110-79105/15/26/35	3SGE	2000	CAMRY	ST165/171	(87.10-92.02)	
	3SGTE		VISTGA	ST182/183/183C	(89.09-93.09)	
			CARINA	ST185/185H	(89.10-93.09)	
			CELICA	ST205	(94.02-99.08)	
			CORONA	SV32/33	(90.07-92.06)	
		MR2	SW20	(89.12-99.08)		
GWT-108A 16100-59105	2B	3200	LAND CRUISER	BB20/21/26V/30/31/36V	(82.05-90.01)	
	3B	3400	DYNA	BJ60V	(80.08-82.10)	
	13BT		COASTER	BJ61V	(82.10-86.08)	
				BJ70/70V/71V/73V/74V	(84.11-90.01)	
	DIESEL					
GWT-109A 16100-59065 16100-59075/6	B	3000	DYNA	BB11	(80.08-82.04)	
	2B	3200	TOYOACE	BU60	(84.09-88.08)	
	3B	3400	COASTER	BU70V	(84.09-88.08)	
				BU70VH	(84.09-88.08)	
				BU80	(84.09-88.08)	
	DIESEL		BY30	(80.09-83.08)		
GWT-110A 16100-59165/6 16100-59245	11B	3000	DYNA	BU100/100A/102/102A/102D/102H	(95.05-99.06)	
	14B	3400	COASTER	BU105/107/112/112A/112D/120V/122V	(95.05-99.06)	
	14BT	3700	TOYOACE	BU132/137/140/142/145/147	(95.05-99.05)	
	15B	4100	QUICKDELIVERY	BU162/162A/162D/172/182	(95.05-99.06)	
	15BCNG	5300		BU202/212/212K/222	(95.05-99.05)	
	15BF			BU60VH	(86.01-95.05)	
	15BFP			BU61/66/66D/66DH/66H/67/67D	(88.08-95.05)	
	15BFT			BU68VH/72/72D/72DH/72H/73/74/78	(95.05-99.08)	
	15BLPG			BU84/87/87V/88/91/94/96	(88.08-95.05)	
	3B			BZB40/50	(02.03-)	
	B			BZU300/300A/340/410	(03.06-)	
				FB4JEAT/5B###	(95.05-99.05)	
				RZU100A/100H	(99.05-00.07)	
		DIESEL		XZU301A/301G/302/341/342/412	(00.05-04.06)	
	GWT-111A 16100-79115/6/7	1GFE	2000	CHASER	GA70	
			CRESTA	GS130/130G/130W/131/131H/136V	(87.09-99.04)	
			CROWN	GS141/151/151H	(93.08-98.08)	
			MARK II	GX100	(96.09-98.08)	
			SOARER	GX70G/81/90	(88.10-97.04)	
			SUPRA	GZ20	(89.01-91.04)	
			CELICA	GXE10	(98.10-05.07)	
			MR2	GXE10W	(01.06-05.07)	
			ALTEZA	GXE15W	(02.01-05.07)	
			VEROSSA	GX110/115	(01.06-04.04)	
GWT-112A 16100-59185/6/7	14B	3400	LAND CRUISER	BB21/23/24/26V/31	(83.02-93.01)	
	15BF	3700	DYNA	BB40/46V/55/58	(93.01-99.07)	
	15BFT	4100	COASTER	BJ70/70V/73V	(87.08-90.01)	
	3B		QUICKDELIVERY	BU280K/281K	(99.08-04.06)	
	4B			BU297	(97.01-99.05)	
	1BZFPE					
		DIESEL				






TOYOTA

PART NO.	APPLICATION GUIDE		
GWT-113A 16100-55010/1 16100-55020 16100-59235	1N 1NT DIESEL	1500	COROLLA II NL30 (86.05-90.09) STARLET NL40 (90.09-94.09) TARCEL NL50 (94.09-99.07) SPRINTER NP70/76V (86.12-89.12) CORSA NP80 (89.12-95.09) NP90 (96.01-99.07) 
GWT-114A 16100-79037 16100-79275 <u>HEAVY DUTY TYPE</u> <u>OF GWT-54A</u>	1Y(YJ) 2Y(YJ) 2YPU 2YU 3Y(YJ) 3YE 3YEU 3YP 3YPE 3YPU 3YU	1600 1800 2000	CHASER LY161/162 (98.05-01.07) COMFORT YH50V/51G/51V/52V/57G (82.12-89.08) CORONA YH61G/61V/61VH/62V (82.12-89.08) CRESTA YH71B/71V/80/81 (82.12-95.05) CROWN YM30G/31V/40G/55/60/65 (85.09-99.06) DYNA YN100/105/107/130G (88.09-97.08) COASTER YN51/56/60/60V/61G61V/65 (84.11-89.03) HIACE YN80/81/85/86 (88.09-97.08) HILUX YR20G/21G/25V/26V/28G/30G/36G (82.11-96.10) LITEACE YS120/130 (83.08-95.12) MARK II YU60/61D/70V/80 (84.09-95.05) TOWNACE YX70/70Y/72/72Y/76V/78V/80/80Y (84.08-97.04) MASTERACE YXS10/10H/11/11Y (95.12-04.06) TOYO ACE YY101/121/131/201/211 (95.05-01.07) TACOMA YY50/51/52/61 (85.08-95.05) ROCKY (VOLKSWAGEN) TARO 
GWT-115A 16100-09092 16100-09102/55 16100-59256/7 <u>HEAVY DUTY TYPE</u> <u>OF GWT-79A</u>	2L 3L 5L DIESEL	2400 2800 3000	ARVANSUPPORT LH100/102/103/107/109/110/113/115 (89.08-93.08) CHASER LH117/119/120/123/125/129/150 (89.08-94.12) COASTER LH162V/168V/172K/172V (98.08-05.03) COMFORT LH178V/182K/184B/186B/188K (98.08-05.03) CRESTA LH80/82K/85/90/95 (88.08-01.08) CROWN LN147/167/172H (97.08-05.03) DYNA LXH43V/49V (97.06-02.05) HIACE LY102/112/122/132/152/162/202/212 (99.05-01.07) HILUX LY220/228K/230/240V/270/280/290V (01.07-05.03) LAND CRUISER MARK II QUICK DELIVERY REGIUS TOYOACE (VOLKSWAGEN) TACOMA TARO 
GWT-116A 16110-69045 (16100-69355/6 16100-69455/6 W/HOUSING NO.)	1KDFTV 1KZ 1KZTE 2KDFTV	2500 3000	GRANVIA KGH10W/12K/16W/40G/40W/46G/46W (95.08-02.05) HIACE KDJ120W/121W/125 (02.11-) LAND CRUISER KDJ90W/95W,KDN185G/185W (00.08-02.11) REGIUS KDY220/230/240V/270/280/290V (04.08-) TOYO ACE KZH100/106/10/116/120/126 (89.08-94.12) HILUX KZH100G/106G/106W/110G/116G/120G (93.08-05.03) TACOMA KZH126G/132V/138V (93.08-05.03) DYNA KZN130G/130W (93.08-95.11) 4-RUNNER KZN185G/185W,KZJ90W/95W (95.11-00.08) 

TOYOTA

PART NO.			APPLICATION GUIDE	
GWT-116AH 16100-69355/6 16100-69455/6	1KDFTV 2500 1KZ 3000 1KZTE 2KDFTV	GRANVIA KCH10W/12K/16W/40G/40W/46G/46W (95.08-02.05) HIACE KDJ120W/121W/125 (02.11-) LAND CRUISER KDJ90W/95W,KDN185G/185W (00.08-02.11) REGIUS KDY220/230/240V/270/280/290V (04.08-) TOYO ACE KZH100/106/10/116/120/126 (89.08-94.12) HILUX KZH100G/106G/106W/110G/116G/120G (93.08-05.03) TACOMA KZH126G/132V/138V (93.08-05.03) DYNA KZN130G/130W (93.08-95.11) 4-RUNNER KZN185G/185W,KZJ90W/95W (95.11-00.08)		
GWT-117A 16110-19095 16110-19107	4EFE 1300 4EFTE 1500 5EFE 5EFHE	CALDINA EE102V/103V/104G/111 (94.01-02.06) COROLLA EL51/52/52C/53/54/54C/55/91/95 (94.09-99.07) COROLLA II ET196V (92.11-02.06) CORSA EXZ10/15 (97.05-) RAUM SERA STARLET,CYNOS		
GWT-117AH 16100-19055 16100-19126/95 16100-19225/6	2E 1300 2EELU 1500 2ETELU 3E 3EE 3ETE 4EF 4EFE 4EFTE 5EFE 5EFHE	TARCEL EE101 (91.06-95.05) STARLET EE102V/103V/104G (94.01-02.06) SERA EE106V/107V/108G (91.09-94.01) RAUM EE111 (95.05-00.08) CORONA EE90/96V/97G/98V (87.08-91.09) COROLLA EL31 (88.05-90.09) COROLLA II EL41/43/45 (90.09-94.09) CARINA EL44 (91.01-95.08) CALDINA EL51/52/53/55 (94.09-99.07) CORSA EL52C/54/54C (95.08-99.07) CYNOS EP71 (84.10-89.12) PASEO EP82/85 (89.12-96.01) EP91/95 (96.01-99.07) ET176V (88.05-92.11) ET196V (92.11-02.06) EXY10 (90.03-95.12) EXZ10 (97.05-) EXZ15 (97.08-)		
GWT-118A 16110-49147/8 (16100-49868 W/HOUSING NO.)	1JZFSE 2500 1JZGE 3000 2JZFSE 2JZGE	BREVIS JCG10/11/15 (98.05-) CHASER JKS175 (01.08-) CRESTA JZS151/153/155 (95.08-01.08) CROWN JZS171/173/175/177/179 (99.09-) MARK II JZS171W/173W/175W (99.12-) PROGRES JZX100/101/105 (96.09-01.06) VEROSSA JZX110/115 (00.10-04.11) JZX110W/115W (02.01-)		






TOYOTA

PART NO.	APPLICATION GUIDE		
GWT-118AH 16100-49867/8	1JZFSE 2500 1JZGE 3000 2JZFSE 2JZGE	BREVIS JCG10/11/15 (98.05-) CHASER JKS175 (01.08-) CRESTA JZS151/153/155 (95.08-01.08) CROWN JZS171/173/175/177/179 (99.09-) MARK II JZS171W/173W/175W (99.12-) PROGRES JZX100/101/105 (96.09-01.06) VEROSSA JZX110/115 (00.10-04.11) JZX110W/115W (02.01-)	
GWT-119A 16100-0H030 16100-28040/1	1AZFSE 2000 2AZFE 2400	RAV4 ACA20W/21W (00.05-04.02) AVENSIS AZT250/2,AZT255/W (03.07-04.04) ALION AZT240 (01.12-04.12) ALPHARD ANH10W/15W (02.05-04.05) IPSUM ACM21W/26W (01.05-04.02) WISH ANE10G/11W (03.04-04.02) NOAH/VOXY AZR60G/65G (01.11-04.08) ESTIMA ACR30W/40W (00.02-04.02) HARRIER ACU10W/15W/30W/35W (00.11-) CALDINA AZT241W/246W (02.09-) NADIA ACN10/10H/15/15H (01.04-03.07) OPA ACT10 (00.08-05.04) PREMIO AZT240 (01.12-07.05) KLUGER ACU20W/25W (00.11-07.05) MARK X ANA10/15 (07.09-14.01) VELLFIRE ANH20W/25W (08.04-14.01) SAI ATH20W (11.10-14.01) GAIA AZK10 (09.12-14.01) ACM10G/15G (01.04-04.09)	
GWT-120A 16110-49095/6/7 16110-49105/25/26 (16100-49837 W/HOUSING NO.)	1JZGE 2500 2JZGE 3000	CROWN JZA80,JCG11 (93.05-02.08) ARISTO JZS130G/131/133/135 (91.10-98.09) SUPRA JZS141/143/145/147/149 (91.10-97.08) CHASER JZS151/153/155/157 (95.08-02.01) SOARER JZX90/91/93/101/105 (92.10-01.06) MARK II JZZ31 (94.01-00.12) PROGRES,CRESTA,LEXUS	
GWT-120AH 16100-49815/6 16100-49835/6/7	1JZGE 2500 2JZGE 3000	CROWN JZA80,JCG11 (93.05-02.08) ARISTO JZS130G/131/133/135 (91.10-98.09) SUPRA JZS141/143/145/147/149 (91.10-97.08) CHASER JZS151/153/155/157 (95.08-02.01) SOARER JZX90/91/93/101/105 (92.10-01.06) MARK II JZZ31 (94.01-00.12) PROGRES,CRESTA,LEXUS	
GWT-121A 16110-19195 (16100-19285 W/HOUSING NO.)	4A 1600	CARINA AT210 (96.08-) COROLLA AE101G (96.05-00.08) SPRINTER AE111 (95.05-00.08) AE111G (96.05-01.08)	





TOYOTA

PART NO.	APPLICATION GUIDE			
GWT-122A 16110-79125/35 (16100-79225 W/HOUSING NO.)	3SGE 2000 3SGTE	CALDINA ST195G CARINA ST202/202C/205/206 CORONA ST210G/215G/215W/246W CELICA SW20 MR2 SXA10W/11W RAV4 SXE10 ALTEZZA	(95.05-97.08) (93.09-99.08) (99.12-) (89.12-99.08) (96.08-00.05) (98.10-)	
GWT-123A 16100-29135		AVENSIS DIESEL COROLLA ESTIMA IPSUM RAV4	(99.10-03.02) (02.01-) (01.03-) (01.08-) (01.09-)	
GWT-124A 16100-29145/6	2ZZGE 1800	WILL ZZE123 ALLEX ZZE123G COROLLA ZZE128 VOLTZ ZZE137 CELICA ZZT231	(01.01-) (00.08-05.03) (01.04-04.04) (02.05-04.02) (99.08-)	
GWT-126A 16100-78010/1	1W 4000	TOYOACE WU75D DYNA WU85 WU90 WU93 WU95	(84.09-95.05) (89.10-95.05) (84.09-95.05) (91.09-95.05) (84.09-95.05)	
GWT-127A* (16100-78102-71 W/HOUSING NO.)		FORKLIFT AIRCON BUS		
GWT-128A* (16100-10941-71 W/HOUSING NO.)		FORKLIFT AIRCON BUS		
GWT-129A 16110-19105/25	4AGE 1600	COROLLA AE101	(91.06-98.08)	
GWT-130A 16100-78060	S05C	DYNASAURUS	(02)	

TOYOTA

PART NO.	APPLICATION GUIDE		
GWT-131A 16100-79255 16100-79445/65	1TRFE 2000 1TRFPE 2700 27LPG 2TRFE 3RZFE 3RZFP 3RZFPE	QUICK DELIVERY BU280K GRANVIA BU68DH DYNA LY230/LY280 TOYOACE RCH11W/41W/47W HIACE RZJ120W/125W TOURING HIACE RZJ90W/95W HILUX RZN169H/174H LAND CRUISER RZN180W/185W REGIUS RZN215W REGIUS ACE RZU100/100A/140 COASTER RZU301/340 COMFORT RZU68VH TRH102V/112K/112V/122K/124B XZU281K	(00.01-03.06) (93.11-95.05) (01.07-05.03) (95.08-02.05) (02.09-04.08) (97.04-02.09) (99.08-) (98.07-02.11) (02.11-04.08) (95.05-00.07) (00.05-) (96.10-99.08) (03.07-) (04.06-) 
GWT-132A 16100-19275/6	7K 1800 7KE	TOWNACE KM70 TOWNACE NOAH KM75 LITEACE KM80 LITEACE NOAH KM85 MASTERACE KR42V KR52V	(99.06-07.08) (99.06-07.08) (99.06-07.08) (99.06-07.08) (96.11-98.12) (04.12-07.08) 
GWT-133A 16100-29095 16100-29415	1ZZFE 1800	MR-S ZCA25W/26W RAV4 ZCT10/15 WILL ZNE10G/14G ALLION ZZE122/124/124G/124N ALLEX ZZE122G WISH ZZE122N VOLTZ ZZE127/129 OPA ZZE138 CALDINA ZZT230 COROLLA ZZT240 SPACIO ZZT241W CELICA ZZT245 VISTA ZZV50/50G PREMIO ZZW30 AVENSIS ZNM10G/10W BLADE MR2 RAV4 ISIS	(00.05-04.02) (00.04-04.02) (03.01-04.02) (00.08-04.04) (00.08-) (01.05-04.02) (01.04-04.04) (02.05-04.02) (99.08-) (01.12-04.02) (02.09-04.04) (01.12-04.02) (98.06-03.07) (99.10-) (04.09-09.09) 
GWT-134AH 16100-97205/27/45	EJDE 1000 EJVE	DUET M100A/110A (DAIHATSU) CUORE MIRA MOVE STORIA YRV <u>(GWT-134AH=GWD-50AH)</u>	(98.09-04.05) 
GWT-135A 16100-29195/6 16100-29206	1NDTV 1400	PROBOX NLP51V SUCCEED VITZ RACTIS	(02.06- 07.08) 



TOYOTA

PART NO.	APPLICATION GUIDE		
GWT-136A 16100-29116/7 16100-97411 16100-B9010	1SZFE 1000 2SZ 1300 2SZFE	PLATZ SCP11 VITZ SCP10 BELTA SCP90/92 RACTIS SCP13 (DAIHATSU) BOON STORIA TERIOS YRV	(99.08-04.03) (99.01-04.02) (05.01- 14.01) (02.12-04.02) 
GWT-137A 16100-29185	1CD-FTV 2000	AVENSIS COROLLA	(03.04-) (04.04-) 
GWT-138A 16100-79265 16100-79455	1RZ 2000 1RZE 2400 2RZE	DYNA RCH42V HIACE RZH100G HILUX RZH101G/111G REGIUS RZH102V/112K/112V/124B REGIUS ACE RZH110G/122V TOYO ACE RZH125B COASTER RZH133S RZH133V RZH182K/183K RZN147 RZN152H RZN167 RZY220/230	(97.06-02.05) (89.08-95.08) (89.08-05.03) (89.08-03.07) (89.08-93.08) (98.08-03.07) (95.08-05.03) (95.08-99.07) (00.12-03.07) (97.08-05.03) (99.08-05.03) (97.08-99.08) (01.07-) 
GWT-139A 16100-B9440 16100-97412	K3 1300 K3VE 1500 3SZVE	SPARKY S221E/231E STARLET S402M/402U LITEACE S412M/412U TOWNACE MASTERACE	(00.09-03.03) (08.01-14.01) (10.07-14.01) 
GWT-140A 16110-49156	1JZFSE 2500 1JZGE 3000 2JZGE	ARISTO JZS160 ALTEZZA JCE10W/15W BREVIS JCG15 PROGRES LEXUS GS/IS	(97.08-05.01) (01.06-05.07) (99.12-07.06) 
GWT-141A 16100-09340 16100-29495	2AD-FHV/FTV	AVENSIS COROLLA RAV4 BLADE VANGUARD VERSO	(05-) 





TOYOTA

PART NO.		APPLICATION GUIDE						
GWT-142A 16100-09240 16100-09450 16100-0Q010/30 16100-80003/7 1201-J0	1KRFE 1000	iQ	KGJ10	(08.11-09.06)				
		VITZ	KSP90	(05.01-10.12)				
		PASSO	KGC10/15	(04.06-10.02)				
		BELTA	KSP92	(05.11-14.01)				
		AYGO	KGC30/35	(10.02-14.01)				
		YARIS	KSP130	(10.12-14.01)				
		C1(CITROEN)		(01.06-)				
		BOON(DAIHATSU)		(07.05-)				
		107(PEUGE)						
		JUSTY(SUBARU)						
GWT-144A 16100-39465/6	2ZRFE 1800 2ZRFAE 2000 3ZRFE 3ZRFAE	COROLLA	ZRE142/144	(10.04-14.01)				
		VOXY	ZRR70G/75G/70W/75W	(07.06-10.04)				
		AVENSIS	ZRT272W	(11.09-14.01)				
		YARIS	ZRT260/265	(10.04-14.01)				
		AURIS	ZGM10G/10W/15G/15W	(09.09-14.01)				
		VITZ	ZGE20G/25G/20W/25W	(09.03-14.01)				
		RAV4	ZRE152H/154H	(06.10-14.01)				
		ALLION	ZSP110	(07.07-14.01)				
		ISIS	ZGM11G/11W	(09.09-14.01)				
		WISH	ZRR70G/75G	(10.04-14.01)				
		IST	ZGE21G/22W	(09.03-14.01)				
		NOAH						
		BLADE						
		VANGUARD						
		VERSO						
		GWT-145A 16100-39425	2KDFTV 2500 1KDFTV 3000	HIACE		KDH200K/200V/205K/205V	(04.08-07.09)	
				REGIUS ACE		KDH220K/222B/225K/227B	(05.01-07.09)	
	KDH220K/225K			(05.01-07.09)				
	KDH201K/201V/206K/206V			(07.09-14.01)				
	KDH211K/221K/223B			(07.09-14.01)				
GWT-146A 16100-B9150	K3VE 1300 K3VT K3VET	CAMI	J102E/122E	(00.05-01.12)				
		DAIHATSU						
		TERIOS	J102E/122E	(00.05-02.01)				
GWT-148A 16100-78051 16100-E0271	S05C 4600 4900 5300	TOYOACE	XZU302A/307/312/322	(99.05-04.06)				
		DYNA	XZU302	(99.07-04.06)				
			XZU307V	(99.08-04.06)				
			XZU342	(00.05-04.06)				
			XZU311A,XZU321A	(99.05-02.06)				
			XZU301A,306/311D/321D					
			XZU331/341/346/351D	(99.05-06.10)				
			XZU301	(00.05-06.10)				
			XZU306V/336	(04.06-06.10)				
			XZU400/400A/410/420/430	(99.05-04.06)				
			XZU320A	(99.06-02.06)				
			XZU300H/300/340/350H	(99.06-04.06)				

TOYOTA




PART NO.	APPLICATION GUIDE		
<p>GWT-149AM 16100-80004</p>	1NRFE	1300	<p>CAROLLA AXIO NRE160 (12.04-) VITZ NSP130/135 (10.12-) PASSO NGC30 (10.02-) PORTE NSP140 (12.07-) RACTIS NSP120 (10.11-) SPADE NSP140 (12.07-)</p> <p>DAIHATSU BOON M60/ (10.02-)</p> <p>SUBARU TREZIA NSP120X (10.11-)</p> <div style="text-align: right; margin-top: 10px;"></div>
<p>GWT-150A 16100-09260 16100-39485 16100-69355 16100-69356</p>	1647 2982 2494 2982 2494 2494 2494 2494 2982 2982 2982 2982 2982 2982 2982 2982 2494 2494	<p>RENAU 18 Variable(135)1.6TS (82.05-86.07) 4RUNNER(KZN18,VZN18,RZN18)3.0 Turbo-D (95.11-02.11)</p> <p>DYNA Platform/Chassis(KD,U7,C6,U6,LY, TRY2)KD2.5 D4d (01.08-) DYNA Platform/Chassis(KD,U7,C6,U6,LY, TRY2)KD3.0 D4d (06.09-)</p> <p>HIACE IV Box(RCH2,RCH1,KLH2,KLH1) 2.5 D-4D (01.11-06.08) HIACE IV Bus 2.5 D-4D (01.11-06.08)</p> <p>HILUX III Pickup(TGN1,GGN2,GGN1,KUN2, KUN1) 2.5 D 4X4 (05.08-) HILUX III Pickup(TGN1,GGN2,GGN1,KUN2, KUN1) 2.5 D-4D (06.06-) HILUX III Pickup(TGN1,GGN2,GGN1,KUN2, KUN1) 2.5 D-4D 4X4 (07.12-)</p> <p>HILUX SURF(RN10,VZN13,VZN10,RN13) 3.0Turbo-D(KZN130) (93.10-96.03)</p> <p>LAND CRUISER(KDJ12,GRJ12) 3.0 D-4D (KDJ120) (04.08-10.02) LAND CRUISER(KDJ12,GRJ12) 3.0 D-4D (KDJ120,KDJ125) (02.09-) LAND CRUISER(KDJ12,GRJ12) 3.0 D-4D (KDJ120,KDJ150) (03.01-10.02) LAND CRUISER(KDJ12,GRJ12) 3.0 D-4D (KZJ12) (02.09-10.02)</p> <p>LAND CRUISER 90 (J9) 3.0 D-4D (KDJ90) (00.10-) LAND CRUISER 90 (J9) 3.0 TD (95.04-00.07) LAND CRUISER 90 (J9) 3.0 TD(KZJ90/95) (96.04-) LAND CRUISER Hardtop (J7) 3.0 TD (93.05-96.05) LAND CRUISER PRADO (KDJ15,GRJ15) 3.0 D-4D (10.01-)</p> <p>TACOMA II Pickup(RN6,RN5,LN6,YN6, YN5,LN5)2.5 D-4D (01.11-05.07) TACOMA II Pickup(RN6,RN5,LN6,YN6, YN5,LN5)2.5 D-4D 4WD (01.11-05.07)</p> <div style="text-align: right; margin-top: 10px;"></div>	

TOYOTA

PART NO.	APPLICATION GUIDE				
GWT-151A 16100-09470 16100-39405 16124-0P030	V6 4.0 V6 4.0 V6 4.0 V6 4.0	4RUNNER FJ CRUISER TACOMA TUNDRA	(03-09) (07-09) (05-09) (05-09)		
GWT-154A 16100-39515	1ARFE 2700 2ARFE 2500	RX270 AGH10W ALPHARD AGH30W VELLFIRE AGH30W	(10.08-15.03) (15.01-15.03) (15.01-15.03)		
GWT-155A 16100-B9025-001	1KR-DE 1000 1KR-FE	AGYA DAIHATSU AYL A	(12-)		
GWT-156AM 16100-39506	1URFSE 4600 2URFSE 5000 2URGSE	CROWN MAJESTA LS460 LS600 GS460 IS F RC F	URS206 USF40 UVF45 URS190 USE20 USC10	(09.03-15.03) (06.08-07.07) (07.04-12.09) (07.09-12.01) (07.12-15.03) (14.09-15.03)	
GWT-157A 16100-0H040/50	2AZFE 2400	ALPHARD ANH20W/25W VELLFIRE ANH20W/25W ESTIMA ACR50W/55W CAMRY ACV40/45 BLADE AZE154H/156H MARK X ANA10/15 DAIHATSU ALTIS	(08.04-) (08.04-) (06.01-) (06.01-) (06.12-) (07.09-) (06.01-)		
DISCONTINUED		GWT-04A GWT-34A(16110-38020)			

VOLKSWAGEN


PART NO. APPLICATION GUIDE

<p>GWVW-04A 048-121-011 060-121-010/11 060121010X</p>	<p>75-80 2000 75-83 2700</p>	<p>AUDI 100 4cyl PORSCHE924 LT 28-35 I Box (281-363) LT 28-35 I Bus (281-363) LT 28-35 I Flatbed/Chassis (281-363) LT 40-55 I Box (291-512) LT 40-55 I Flatbed/Chassis (293-909) LT 28-35 I Box (281-363) D LT 28-35 I Flatbed/Chassis (281-363) D</p> 
<p>GWVW-06A 2716132 12571857 69121004 069-121-004 069121004AV/D/V/X 069121005D 069-121-005D</p>	<p>78-92 2400 78-96 79- 79-86 79-96 82-93 82-96 86-92 86-96</p>	<p>LT28,31,35,40 5,6cyl (2400cc) diesel LT 28-35 I Box (281-363) D LT 28-35 I Box (281-363) TD LT 28-35 I Bus (281-363) D LT 28-35 I Bus (281-363) TD LT 28-35 I Flatbed/Chassis (281-363) D LT 28-35 I Flatbed/Chassis (281-363) TD LT 40-55 I Box (291-512) D LT 40-55 I Box (291-512) D 4WD LT 40-55 I Box (291-512) TD LT 40-55 I Box (291-512) TD 4WD LT 40-55 I Flatbed/Chassis (293-909) D LT 40-55 I Flatbed/Chassis (293-909) TD</p> 
<p>GWVW-07A* 026-121-005A/C 026121005E/G/H 026-121-010C 037121005C 068121005A</p> <p>W/HOUSING NO.</p>	<p>75-79 1500 76-82 1600 77-84 1700 79-82 1800 79-92 1900 80-83 2000 80-92 81- 81-84 81-92 82-83 82-92 84-92 85-92 86-92 88-93 88-97 89-92 89-93 90-03 90-92 90-97</p>	<p>NEW SANTANA PASSAT RABBIT,SCIROCCO CADDY I (14) I (14) D II Box (9K9A) D II Box (9K9A) SDI II Box (9K9A) TDI II Box (9K9A) 75 II Estate (9K9B) II Estate (9K9B) D II Estate (9K9B) SDI II Pickup (9U7) II Pickup (9U7) D CORRADO (531) 16V (531) G60 (531) i (531) I 16V GOLF I (17) I (17) D I (17) GTI I (17) TD</p> 





continued

VOLKSWAGEN

PART NO.	APPLICATION GUIDE		
GWVW-07A*	91-95	GOLF	Variant (3A5,35I) G60 Syncro
	91-98		Variant (3A5,35I) D
	92-03		Variant (3A5,35I) TDI
	93-95		Variant (3A5,35I) Syncro
	93-97	POLO	CLASSIC (6KV2) 100
	93-98		CLASSIC (6KV2) 110 TDI
	95-00		CLASSIC (6KV2) 57 SDI
	95-01		CLASSIC (6KV2) 64 SDI
	95-04		CLASSIC (6KV2) 75
	95-10		CLASSIC (6KV2) 90
	95-97		CLASSIC (6KV2) 90 TDI
	96-00		Variant (6KV5) SDI
	96-04		Variant (6KV5)
	97-01		Variant (6KV5) TDI
	97-98	SANTANA	(32B)
	98-01		(32B) D
			(32B) TD
		SCIROCCO	(53)
			(53B)
			(53B) 16V
		SHARAN	(7M8,7M9,7M6) TDI
			(7M8,7M9,7M6)
		TRANS-PORTER	III Box
			III Box D
			III Box TD
			III Box TD Syncro
			III Bus
			III Bus D
		III Bus TD	
		III Bus TD Syncro	
		III Flatbed/Chassis D	
		III Flatbed/Chassis TD	
		III Flatbed/Chassis TD Syncro	
		IV Box (70XA) D	
		IV Box (70XA) TD	
		IV Box (70XA)	
		IV Bus (70XB,70XC,7DB,7DW)	
		IV Bus (70XB,70XC,7DB,7DW) D	
		IV Bus (70XB,70XC,7DB,7DW) TD	
		IV Flatbed/Chassis (70XD) D	
		IV Flatbed/Chassis (70XD) TD	
		IV Flatbed/Chassis (70XD)	
	VENTO	(1H2)	
		(H2) D	
		(H2) SDI	
		(1H2) TD	
		(1H2) TDI	



VOLKSWAGEN

PART NO.	APPLICATION GUIDE																																																																																																																	
GWVW-07AH 026-121-005A/C 026-121-010C	81- NEW SANTANA PASSAT RABBIT,SCIROCCO 																																																																																																																	
GWVW-08A 059-121-011B/C/D/F 059121011 059121011E	68-76 1600 70-76 1800 1900 AUDI 100S,LS,GL AUDI 100 (C1) AUDI 100 Coupe (C1) 																																																																																																																	
GWVW-09A* 026-121-010A 026121010DX 038121005C 055121011A 055121019 056121005 056-121-005A/13A 056121019A 068121005 068-121-005/AV/B/C 068121005X 068121010 0681210058 W/HOUSING NO.	<table border="0"> <tr> <td>73-79</td> <td>1300</td> <td></td> <td>DERBY 1300 GLS</td> </tr> <tr> <td>73-80</td> <td>1500</td> <td></td> <td>GOLF 1500,1600 diesel</td> </tr> <tr> <td>74-80</td> <td>1600</td> <td></td> <td>PASSAT 1300,1600</td> </tr> <tr> <td>74-84</td> <td>1700</td> <td></td> <td>SCIROCCO 1500,1600</td> </tr> <tr> <td>76-83</td> <td>1800</td> <td></td> <td>DASHER,RABBIT USA</td> </tr> <tr> <td>77-80</td> <td></td> <td>GOLF</td> <td>-17</td> </tr> <tr> <td>78-80</td> <td></td> <td></td> <td>(17) D</td> </tr> <tr> <td>78-82</td> <td></td> <td></td> <td>(17) GTI</td> </tr> <tr> <td>78-84</td> <td></td> <td></td> <td>Cabriolet (155)</td> </tr> <tr> <td>79-82</td> <td></td> <td>ILTIS</td> <td>(183)</td> </tr> <tr> <td>79-83</td> <td></td> <td>JETTA</td> <td>I (16)</td> </tr> <tr> <td>79-88</td> <td></td> <td></td> <td>I (16) GLI</td> </tr> <tr> <td>80-84</td> <td></td> <td>PASSAT</td> <td>(32)</td> </tr> <tr> <td>80-88</td> <td></td> <td></td> <td>(32) D</td> </tr> <tr> <td>81-87</td> <td></td> <td></td> <td>(32B) D</td> </tr> <tr> <td>81-97</td> <td></td> <td></td> <td>Variant (32B) D</td> </tr> <tr> <td>84-92</td> <td></td> <td></td> <td>Variant (33)</td> </tr> <tr> <td></td> <td></td> <td></td> <td>Variant (33) D</td> </tr> <tr> <td></td> <td></td> <td></td> <td>Variant (33) I</td> </tr> <tr> <td></td> <td></td> <td>SCIROCCO</td> <td>(53)</td> </tr> <tr> <td></td> <td></td> <td></td> <td>(53B)</td> </tr> <tr> <td></td> <td></td> <td>TRANS-PORTER</td> <td>III Box D</td> </tr> <tr> <td></td> <td></td> <td></td> <td>III Box TD</td> </tr> <tr> <td></td> <td></td> <td></td> <td>III Bus</td> </tr> <tr> <td></td> <td></td> <td></td> <td>III Bus D</td> </tr> <tr> <td></td> <td></td> <td></td> <td>III Bus TD</td> </tr> <tr> <td></td> <td></td> <td></td> <td>III Flatbed/Chassis D</td> </tr> <tr> <td></td> <td></td> <td></td> <td>III Flatbed/Chassis TD</td> </tr> </table> 		73-79	1300		DERBY 1300 GLS	73-80	1500		GOLF 1500,1600 diesel	74-80	1600		PASSAT 1300,1600	74-84	1700		SCIROCCO 1500,1600	76-83	1800		DASHER,RABBIT USA	77-80		GOLF	-17	78-80			(17) D	78-82			(17) GTI	78-84			Cabriolet (155)	79-82		ILTIS	(183)	79-83		JETTA	I (16)	79-88			I (16) GLI	80-84		PASSAT	(32)	80-88			(32) D	81-87			(32B) D	81-97			Variant (32B) D	84-92			Variant (33)				Variant (33) D				Variant (33) I			SCIROCCO	(53)				(53B)			TRANS-PORTER	III Box D				III Box TD				III Bus				III Bus D				III Bus TD				III Flatbed/Chassis D				III Flatbed/Chassis TD
73-79	1300		DERBY 1300 GLS																																																																																																															
73-80	1500		GOLF 1500,1600 diesel																																																																																																															
74-80	1600		PASSAT 1300,1600																																																																																																															
74-84	1700		SCIROCCO 1500,1600																																																																																																															
76-83	1800		DASHER,RABBIT USA																																																																																																															
77-80		GOLF	-17																																																																																																															
78-80			(17) D																																																																																																															
78-82			(17) GTI																																																																																																															
78-84			Cabriolet (155)																																																																																																															
79-82		ILTIS	(183)																																																																																																															
79-83		JETTA	I (16)																																																																																																															
79-88			I (16) GLI																																																																																																															
80-84		PASSAT	(32)																																																																																																															
80-88			(32) D																																																																																																															
81-87			(32B) D																																																																																																															
81-97			Variant (32B) D																																																																																																															
84-92			Variant (33)																																																																																																															
			Variant (33) D																																																																																																															
			Variant (33) I																																																																																																															
		SCIROCCO	(53)																																																																																																															
			(53B)																																																																																																															
		TRANS-PORTER	III Box D																																																																																																															
			III Box TD																																																																																																															
			III Bus																																																																																																															
			III Bus D																																																																																																															
			III Bus TD																																																																																																															
			III Flatbed/Chassis D																																																																																																															
			III Flatbed/Chassis TD																																																																																																															
GWVW-09AH 026-121-010A 056-121-005A/13A 068-121-005/AV/B/C	73-79 DERBY 1300 GLS GOLF 1500,1600 diesel PASSAT 1300,1600 SCIROCCO 1500,1600 DASHER,RABBIT USA 																																																																																																																	

VOLKSWAGEN

PART NO.	APPLICATION GUIDE		
GWVW-11A* 026-121-005A/C 026121005E/G/H 026-121-010C/F 037121005C 037-121-010A/F 068-121-005A W/HOUSING NO.	76-83	1300	AUDI 80 1300,1600,1800,1900,2000cc (Inc diesel, & T diesel)
	76-90	1500	AUDI 90 1600,1900cc (T diesel) AUDI 100 1600,1800cc
	77-84	1600	VW CADDY 1500,1600,1800cc (Inc diesel, & T diesel)
	78-82	1700	VW GOLF 1500,1600,1800cc
	78-84	1800	(Inc diesel, & T diesel)
	79-82	1900	VW JETTA,SCIROCCO 1500,1600,1800cc
	79-88	2000	(Inc diesel, & T diesel)
	79-93		VW PASSAT 1300,1600,1800,1900,2000cc
	80-83		(Inc diesel, & T diesel)
	80-84		VW TRANSPORTER 1600,1800,2000cc
	80-88		(Inc diesel, & T diesel)
	80-92		VW VENTO 1800,1900,2000cc
	81-		(Inc diesel, & T diesel)
	81-84		CADDY I (14)
	81-91		II Box (9K9A) 75
	81-92		II Box (9K9A) D
	82-		II Box (9K9A) SDI
	82-83		II Box (9K9A) TDI
	82-84		II Estate (9K9B)
	82-88		II Estate (9K9B) D
	82-92		II Estate (9K9B) SDI
	83-91		II Pickup (9U7)
	83-92		II Pickup (9U7) D
	84-92		CORRADO (531) 16V
	84-97		(531) G60
	85-88		(531) i
	85-91		(531) I 16V
	85-92		GOLF I (17)
	86-88		I (17) GTI
	86-91		I (17) D
	86-92		I (17) TD
	87-88		I Cabriolet (155)
	87-91		II (19E,1G1)
	88-91		II (19E,1G1) D
	88-93		II (19E,1G1) TD
	88-96		II (19E,1G1) Syncro
	88-97		II (19E,1G1) GTI
	89-92		II (19E,1G1) GTI 16V
	89-93		II (19E,1G1) GTI CAT
	90-91		II (19E,1G1) GTI G60
	90-03		II (19E,1G1) GTI G60 Syncro
	90-96		II (19E,1G1) I CAT
	90-97		II (19E,1G1) I Syncro CAT
91-95		III(1H1)	
91-97		III(1H1) Syncro (1HX1)	
91-98		III(1H1) TDI Syncro (1HX1)	
92-		III(1H1) D	
92-97		III(1H1) SDI	
92-03		III(1H1) TD,GTD	
93-95		III(1H1) TDI	
93-96		III(1H1) GTI 16V	
93-97		III Cabriolet (1E7)	
93-98		III Variant (1H5)	
93-99		III Variant (1H5) Syncro	
94-99		III Variant (1H5) D	
95-00		III Variant (1H5) SDI	
95-01		III Variant (1H5) TD	
95-04		III Variant (1H5) TDI	
95-10		III Variant (1H5) TDI Syncro	
95-97		IV(1J1) TD	
95-99		IV Cabriolet (1E7)	
96-00		IV Cabriolet (1E7) TDI	



continued




VOLKSWAGEN

PART NO.	APPLICATION GUIDE	
GWVW-11A*	96-01	ILTIS
	96-04	ILTIS
	97-01	JETTA
	97-98	I (16)
	97-99	I (16) GLI
	98-01	I (16) D
	98-02	I (16) TD
		II (19E,1G2)
		II (19E,1G2) CAT
		II (19E,1G2) Syncro
		II (19E,1G2) 16V
		PASSAT
		(32B)
		(32B) D
		(32B) TD
		(3A2,35I)
		(3A2,35I) 16V
		(3A2,35I) TD
		(3A2,35I) TDI
		(3A2,35I) G60 Syncro
		(3A2,35I) Syncro
		Saloon (32B)
		Saloon (32B) TD
		Variant (32B)
		Variant (32B) Syncro
		Variant (32B) D
		Variant (32B) TD
		Variant (3A5,35I)
	Variant (3A5,35I) 16V	
	Variant (3A5,35I) G60 Syncro	
	Variant (3A5,35I) Syncro	
	Variant (3A5,35I) TD	
	Variant (3A5,35I) D	
	Variant (3A5,35I) TDI	
	POLO	
	CLASSIC (6KV2) 100	
	CLASSIC (6KV2) 75	
	CLASSIC (6KV2) 90	
	CLASSIC (6KV2) 110 TDI	
	CLASSIC (6KV2) 57 SDI	
	CLASSIC (6KV2) 64 SDI	
	CLASSIC (6KV2) 90 TDI	
	Variant (6KV5)	
	Variant (6KV5) SDI	
	Variant (6KV5) TDI	
	SANTANA	
	(32B)	
	(32B) D	
	(32B) TD	
	SCIROCCO	
	(53B)	
	(53B) 16V	
	SHARAN	
	(7M8,7M9,7M6)	
	(7M8,7M9,7M6) TDI	
	TRANS-PORTER	
	III Box	
	III Box D	
	III Box TD	
	III Box TD Syncro	
	III Bus	
	III Bus D	
	III Bus TD	
	III Bus TD Syncro	
	III Flatbed/Chassis D	
	III Flatbed/Chassis TD	
	III Flatbed/Chassis TD Syncro	
	IV Box (70XA)	
	IV Box (70XA) D	






continued

VOLKSWAGEN

PART NO.			APPLICATION GUIDE		
GWVW-11A*			PORTER IVBox (70XA) TD IVBus (70XB,70XC,7DB,7DW) IVBus (70XB,70XC,7DB,7DW) D IVBus (70XB,70XC,7DB,7DW) TD IVFlatbed/Chassis(70XD) IVFlatbed/Chassis(70XD) D IVFlatbed/Chassis(70XD) TD VENTO (1H2) (1H2) D (1H2) SDI (1H2) TD (1H2) TDI		
GWVW-11AH 026-121-005A/C 026-121-010C/F 037-121-010A/F 068-121-005A	76-90 81- 81-91 82- 82-92 92-	1300 1500 1600 1800 1900 2000	AUDI 80 (Inc diesel, & T diesel) AUDI 90 (T diesel) AUDI 100 1600,1800cc VW CADDY (Inc diesel, & T diesel) VW GOLF (Inc diesel, & T diesel) VW JETTA,SCIROCCO (Inc diesel, & T diesel) VW PASSAT (Inc diesel, & T diesel) VW TRANSPORTER (Inc diesel, & T diesel) VW VENTO (Inc diesel, & T diesel)		
GWVW-12A 030-121-005N/NX/NV 030121005T/TV/TX 030-121-008D/DX	87-94 91-97 91-98 93-99 94-02 94-96 94-99 95-00 95-01 95-04 95-99 96-00 97-01 98-99 99-01 02 05	1000 1300 1400 1600 1900	CADDY FOX GOLF POLO VENTO	CADDY II 1.4 (AEE/AEX) FOX 1.4(ADX) POLO 1.0/1.6(AEE/AEA/AHS) II Box (9K9A) 60 II Box (9K9A) 75 II Estate (9K9B) II Pickup (9U7) II Pickup (9U7) D (5Z1,5Z3) III(1H1) III Variant (1H5) (6N1) 45 (6N1) 55 (6N1) 60 (6N1) 75 (6N2) (86C,80) CAT Box (6NF) CLASSIC (6KV2) 60 CLASSIC (6KV2) 75 Saloon Variant (6KV5) (1H2)	

VOLKSWAGEN

PART NO.			APPLICATION GUIDE	
GWVW-13A 361210050 036121005B/E 036-121-005E/R/S/Q 036121005EV/QX 036-121-005SX/EX 036121008E/K/KX/L/LV 036121008LX 036121011SV/SX	97-03 1200 97-05 1400 98-05 1600 98-99 1900 99-01 99-02 99-06 99-09 00-04 00-05 01 01- 01-05 01-08 02-05 02-06 03 03-06 04 05-06 06 07 08 09	BORA CADDY GOLF LUPO NEW BEETLE POLO	CADDY II 1.4 (AUA/AUC) BORA 1.6(BAD) GOLF 1.4 POLO 1.4 (1J2) 16V (1J2) FSI Estate (1J6) 16V Estate (1J6) FSI II Box (9K9A) II Estate (9K9B) 16V III Box (2KA,2KH,2CA,2CH) III Box (2KA,2KH,2CA,2CH) 16V III Box (2KA,2KH,2CA,2CH) TDI III Estate (2KB,2KJ) III Estate (2KB,2KJ) 16V IV(1J1) 16V IV(1J1) FSI IV Variant (1J5) 16V IV Variant (1J5) FSI PLUS (5M1,521) 16V V (1K1) 16V V Variant (1K5) VI (5K1) VI Variant (AJ5) (6X1,6E1) (6X1,6E1) 16V (6X1,6E1) FSI (6X1,6E1) GTI (9C1,1C1) Convertible(1Y7) (6N1) 120 1.6V GTI (6N2) 16V (6R_) (9N_) 16V (6N2) 16V GTI CLASSIC (6KV2) 75 16V Saloon Variant (6KV5) 16V	
GWVW-14A 030121005A 030-121-005S/AV/AX 030-121-008A/C/CX 030121008AX	95-01 1000 95-04 1400 96-02 96-99 97-01 98- 98-05 99-01 00- 05	CADDY LUPO POLO FOX	POLO III 1.0i (ALD/AUC) CADDY 1.4(AUA) LUPO 1.0/1.4 II Box (9K9A) 60 II Estate (9K9B) (6X1,6E1) (6N1) 50 (6N2) CLASSIC (6KV2) 60 CLASSIC (6KV2) 75 16V Variant (6KV5) Variant (6KV5) 16V (5Z1,5Z3)	
GWVW-15A 021-121-004/A/AX/V/X 021-121-019A/B	91-96 2800 92-98 2900 95-00 99-05	PPASSAT2.8,CORRADO2.9 GOLF III 2.8, VENTO2.8 SHARAN2.8,TRANSPORTERIV BORA2.8,GOLFIIV	VR6 V6	

VOLKSWAGEN

PART NO.	APPLICATION GUIDE		
GWVW-16A 078-121-004 078-121-004H/HV/HX 078-121-004J/JV/JX 078-121-004Q/QX	90-94 91-96 92-00 92-96 94-05 94-96 95-01 96-00 97-00 97-05 00-05 03-05	1800 2400 2500 2600 2700 2800	VW PASSAT2.8 V6 VW PASSAT1.8 VW PASSAT2.8 4motion,PASSAT2.5TDI 4motion VW PASSAT2.5TDI AUDI 100 AUDI 80 AUDI COUPE AUDI CABRIOLET AUDI A8 2.8 AUDI A6 2.8/2.7/2.6 AUDI A6 1.8/2.4 AUDI A4 2.6/2.8
GWVW-17A 06F-121-011/R 06A-121-011/R	04- 05- 06- 07-	2000	VW GOLF V2.0 VW JETTA III2.0, PASSAT2.0 FSI VW EOS 2.0 VW GOLF V VARIANT2.0 AUDI A3 2.0, A4 2.0 AUDI A4 2.0AVANT, TT2.0
GWVW-18A 038121011A/AV/AX		1896	BORA (1J2) 1.9 (98.10-05.05) CADDY II 1.9 SDI/TDI (95.11-04.01) GOLFIIV (1J1) 1.9 SDI/TDI (97.08-06.06) NEW BEETLE (9C1,1C1) 1.9 TDI (98.10-04.06) POLO 1.9 SDI (99.08-02.01)
GWVW-19A 074-121-004 074-121-004A 074-121-004AV 074-121-004AX 074-121-004BV 074-121-004BX 074-121-004F 074-121-004FX 074-121-004NX 074-121-004V 074-121-004X 074-121-005M 074-121-005MV 074-121-005MX 074-121-005N 074-121-005NV 074-121-005NX 074-121-005P 076-121-005 076-121-005A		2461 2461 2461 2461 2461 2461 2461 2461 2461 2461 2461 2461 2370 2370	AUDI A6 (4A,C4) 2.5 (95.01-97.10) AUDI A6 (4A,C4) 2.5 (94.06-97.10) AUDI A6 (4A,C4) 2.5 (94.08-97.10) AUDI A6 (4A,C4) 2.5 quattro (95.10-97.10) AUDI A6 Avant (4A,C4) 2.5 (95.01-97.12) AUDI A6 Avant (4A,C4) 2.5 (94.06-97.12) AUDI A6 Avant (4A,C4) 2.5 (94.08-97.12) AUDI A6 Avant (4A,C4) 2.5 quattro (95.07-97.12) AUDI 100 (4A,C4) 2.4 (90.12-94.06) AUDI 100 Avant (4A,C4) 2.4 (90.12-94.06)



VOLKSWAGEN

PART NO. APPLICATION GUIDE

GWVW-20A

	1390	SEAT AROSA(6H) 1.4	(97.05-04.06)
030.121.005N	1390	SEAT CORDOBA(6K1,6K2) 1.4i	(94.06-99.06)
030.121.005NV	1598	SEAT CORDOBA(6K1,6K2) 1.6i	(93.02-99.06)
030.121.005NX	1598	SEAT CORDOBA(6K2) 1.6	(99.06-02.10)
030.121.005T	1598	SEAT CORDOBA(6L2) 1.6	(03.04-09.11)
030.121.005TX	1390	SEAT CORDOBA Vario(6K5)1.4	(99.06-02.12)
030.121.008D	1390	SEAT CORDOBA Vario(6K5)1.4i	(96.09-99.06)
030.121.008DX	1598	SEAT CORDOBA Vario(6K5)1.6	(99.06-02.12)
030.121.008K	1390	SEAT IBIZA II (6K1)1.4i	(93.09-99.08)
030.121.008L	1598	SEAT IBIZA II (6K1)1.6i	(93.03-99.08)
	1598	SEAT IBIZA III(6K1)1.6	(99.08-02.02)
	1598	SEAT IBIZA IV(6L1)1.6	(03.02-09.11)
	1390	SEAT INCA(6K9)1.4i	(95.11-03.06)
	1598	SEAT INCA(6K9)1.6i	(97.06-00.09)
	1598	SKODA FELICIA I (6U1)1.6LX	(95.08-98.03)
	1598	SKODA FELICIA I Estate(6U5)1.6GLX	(95.08-98.03)
	1598	SKODA FELICIA I Fun(797)1.6	(97.06-02.04)
	1598	SKODA FELICIA II (6U1)1.6	(98.01-01.06)
	1598	SKODA FELICIA II Estate(6U5)1.6	(98.01-01.06)
	1598	SKODA OCTAVIA(1U2)1.6	(96.09-04.09)
	1598	SKODA OCTAVIA Combi (1U5)1.6	(98.07-04.09)
	1390	VW CADDY II Box(9K9A)60 1.4	(95.11-04.01)
	1598	VW CADDY II Box(9K9A)75 1.6	(95.11-00.09)
	1390	VW CADDY II Estate(9K9B) 1.4	(95.11-04.01)
	1598	VW CADDY II Estate(9K9B) 1.6	(97.06-00.09)
	1598	VW CADDY II Pickup(9U7) 1.6	(96.06-00.12)
	1390	VW FOX(5Z1,5Z3) 1.4	(05.04-)
	1390	VW GOLF III(1H1) 1.4	(91.11-97.08)
	1390	VW GOLF III(1H1) 1.4	(91.10-97.08)
	1598	VW GOLF III(1H1) 1.6	(92.09-97.08)
	1390	VW GOLF III Variant(1H5) 1.4	(93.07-99.04)
	1598	VW GOLF III Variant(1H5) 1.6	(93.07-97.12)
	1043	VW POLO(6N1)45 1.0	(94.10-96.09)
	1296	VW POLO(6N1)55 1.3	(94.10-95.07)
	1390	VW POLO(6N1)55 1.4	(95.08-99.10)
	1390	VW POLO(6N1)60 1.4	(95.07-99.10)
	1598	VW POLO(6N1)75 1.6	(94.10-99.10)
	1390	VW POLO(6N2) 1.4	(99.10-01.09)
	1390	VW POLO BOX(6NF) 1.4	(98.05-99.12)
	1390	VW POLO CLASSIC(6KV2)60 1.4	(95.12-01.09)
	1598	VW POLO CLASSIC(6KV2)75 1.6	(95.11-01.09)
	1390	VW POLO Variant(6KV5) 1.4	(98.12-01.09)
	1390	VW POLO Variant(6KV5) 1.4	(97.05-01.09)
	1598	VW POLO Variant(6KV5) 1.6	(97.05-01.09)
	1390	VW VENTO(1H2) 1.4	(91.11-98.09)
	1598	VW VENTO(1H2) 1.6	(92.09-98.09)



VOLKSWAGEN

PART NO. APPLICATION GUIDE

GWVW-21A

054121004A
054121004AV
054121004AX

2309	AUDI 100 (4A,C4)2.3E	(90.12-94.06)
2309	AUDI 100 (4A,C4)2.3E quattro	(90.12-94.06)
2226	AUDI 100 (4A,C4)S4 Turbo quattro	(91.08-94.06)
2309	AUDI 100 Avant (44,44Q,C3) 2.3	(90.03-90.11)
2309	AUDI 100 Avant (4A,C4)2.3 E	(91.09-94.06)
2309	AUDI 100 Avant (4A,C4)2.3 E quattro	(91.09-94.06)
2226	AUDI 100 Avant (4A,C4)S4 Turbo quattro	(91.09-94.06)
2309	AUDI 80 (8C,B4) 2.3 E	(91.09-94.12)
2309	AUDI 80 (8C,B4) 2.3 E quattro	(91.09-94.12)
2226	AUDI 80 (8C,B4) S2 quattro	(93.02-94.12)
2309	AUDI 80 Avant (8C,B4) 2.3 E	(92.07-96.01)
2309	AUDI 80 Avant (8C,B4) 2.3 E quattro	(91.09-94.11)
2226	AUDI 80 Avant (8C,B4) RS2 quattro(P1)	(94.03-95.05)
2226	AUDI 80 Avant (8C,B4) S2 quattro	(93.02-95.07)
2309	AUDI A6 (4A,C4) 2.3	(94.06-95.12)
2309	AUDI A6 (4A,C4) 2.3 quattro	(94.06-95.12)
2226	AUDI A6 (4A,C4) S6 Turbo quattro	(94.06-97.10)
2309	AUDI A6 Avant (4A,C4) 2.3	(94.06-95.12)
2309	AUDI A6 Avant (4A,C4) 2.3 quattro	(94.06-95.12)
2226	AUDI A6 Avant (4A,C4) S6 Turbo quattro	(94.06-97.12)
2309	AUDI CABRIOLET (8G7,B4) 2.3 E	(91.05-94.07)
2309	AUDI COUPE (89,8B) 2.3	(90.03-96.12)
2309	AUDI COUPE (89,8B) 2.3 quattro	(90.05-96.12)
2226	AUDI COUPE (89,8B) S2 quattro	(92.10-96.12)



GWVW-22A

045.121.011BX
045.121.011B
045.121.011BV
045.121.011F
045.121.011FX
045.121.011
1101228
1124940
1138725
1250684
1250685
1307485
1459215
3M21 8501 AA
3M21 8502 BA
6M21 8501 AA

1191	AUDI A2 (8Z0) 1.2 TDI	(01.03-05.08)
1422	AUDI A2 (8Z0) 1.4 TDI	(00.02-05.08)
1422	AUDI A2 (8Z0) 1.4 TDI	(03.11-05.08)
1896	AUDI A3 (8L1) 1.9 TDI	(00.10-03.05)
1896	AUDI A3 (8P1) 1.9 TDI	(03.05-10.05)
1896	AUDI A3 Sportback (8PA) 1.9 TDI	(04.09-10.05)
1896	AUDI A3 Convertible (8P7) 1.9 TDI	(08.04-)
1896	AUDI A4 Avant (8D5,B5) 1.9 Di	(96.03-01.09)
1896	AUDI A4 Avant (8D5,B5) 1.9 TDI	(96.03-01.09)
1896	AUDI A4 Avant (8E5,B6) 1.9 TDI	(04.06-04.12)
	VOLKSWAGEN	
	CADDY III Estate(2KB,2KJ,2CB,2CJ)	(05.09-10.08)
	CADDY III BOX(2KA,2KH,2CA,2CH)	(05.09-10.08)
	GOLF V Variant (1K5) 1.9 TDI	(07.06-)
	GOLF V Variant (1K5) 1.9 TDI 4motion	(08.01-)
	LUPO(6X1,6E1)	99.01-05.07)
	POLO(6N2)	(99.10-01.09)



continued

VOLKSWAGEN

PART NO. APPLICATION GUIDE

GWVW-22A

045.121.011BX
 045.121.011B
 045.121.011BV
 045.121.011F
 045.121.011FX
 045.121.011
 1101228
 1124940
 1138725
 1250684
 1250685
 1307485
 1459215
 3M21 8501 AA
 3M21 8502 BA
 6M21 8501 AA

1191
 1422
 1422
 1896
 1896
 1896
 1896
 1896
 1896
 1896
 1896
 1896

VOLKSWAGEN

POLO(9N_)
 POLO Saloon(9A4)
 SHARAN(7M8,7M9,7M6)
 MULTIVAN V
 TRANSPORTER V BUS
 TRANSPORTER V BOX
 TRANSPORTER V Platform/chassis

(01.10-09.11)
 (03.07-)
 (05.0610.03)
 (06.01-09.11)
 (06.01-09.11)
 (06.01-09.11)
 (06.01-09.11)

FORD

GALAXY(WGR) 1.9TDI

(05.05-06.05)

SEAT

ALHAMBRA(7V8,7V9) 1.9TDI
 ALTEA XL(5P5,5P8) 1.9 TDI
 CORDOBA(6L2) 1.4TDI
 CORDOBA(6L2) 1.9TDI
 IBIZA IV (6L1) 1.4
 IBIZA IV (6L1) 1.9

(05.05-07.05)
 (06.10-)
 (05.05-09.11)
 (02.09-09.11)
 (05.05-09.11)
 (02.02-09.11)



SKODA

FABIA(6Y2)
 FABIA Saloon(6Y3)
 FABIA Combi(6Y5)
 OCTAVIA Combi(1z5)
 ROOMSTER(5J) 1.4




(00.01-08.03)
 (00.01-07.12)
 (00.04-07.12)
 (04.11-10.12)
 (06.09-10.03)



VOLVO

PART NO.	APPLICATION GUIDE		
<p>GWVO-01A</p> <p>271602 462639 4183273 4626396 270682-8 418327 419689 419691</p>	<p>59-71 61-67 61-75 64-67 66-75 67-75 68-74 74-75 74-76</p>	<p>1600 1800 2000</p>	<p>120,130,142,144,145,210,220 1800 SPORTS B18A/B/D,B20A/B/D/E 121 122 S AMAZON 544 122 S AMAZON Estate DUETT 140(142,144) 140(142,144) S 140 Estate (145) S 240 Kombi(P245) 240(P242,P244) 2200 Estate</p> 
<p>GWVO-02A *</p> <p>326743 3267343 3267439 31009798 1011740-7 260787 32673436/8 32674392 3272024</p> <p>W/HOUSING NO.</p>	<p>75-76 75-78 75-79 75-86 83-86</p>	<p>1100 1300 1400</p>	<p>DAF66 1289cc 343DL-GL 66 Estate DL 66 Estate GL 66 DL 66 GL 340-360(343,345) 340-360 Saloon(344)</p> <p style="text-align: right;">DISCONTINUED</p> <p>GWVO-02A=(GWR-01A)</p>
<p>GWVO-03A</p> <p>270681/-0 275619/-5 463425/-9</p>	<p>74- 74-84 74-89 80-84 80-88 82- 82-84 82-88 83-92 84-90 85-89 85-92</p>	<p>2000 2100 2300</p>	<p>240 series, 244 360 series 240 Kombi (P245) 240 Kombi (P245) Turbo 240 (P242,P244) 240 (P242,P244) Turbo 340-360 (343,345) 340-360 Saloon (344) 760 (704,764) Turbo (704) 740 (744) 740 (744) Turbo 740 Kombi (745) 760 Kombi (704,765) Turbo</p> <p>B17,B19,B23 B21 eng</p> 

VOLVO

PART NO.	APPLICATION GUIDE		
GWVO-04A 270559 271830 271975 1326342/3/-1 270559-8 271275/-0 271830-0/-2 271975-5 354755-9	80-87 2000 80-92 2100 82-88 2300 83-87 84-90 84-92 85- 85-90 85-92 86-93 90-93 90-94 91-92 94-98 95-98	B300,B200 240740760 940960 240 (P242,P244) 240 Kombi (P245) 240 Kombi (P245) CAT 240 Kombi (P245) i CAT 240 (P242,P244) i CAT 740 (744) 740 (744) Turbo 740 Kombi (745) Turbo 740 Kombi (745) 760 (704,764) Turbo (704) 760 Kombi (704,765) Turbo 760 (704,764) 940 (944) 940 (944) Turbo 940 Kombi (945) 940 Kombi (945) Turbo 940 II (944) 940 II (944) ti 940 II (944) Turbo 940 II Estate (945) 940 II Estate (945) ti 940 II Estate (945) Turbo 960 (964) 960 Kombi (965)	
GWVO-05A 7401269 1269299-2 1269874-2	81-88 2800 86-90 2900 86-91	760 (704,764) (704,764) 760 (704,764) (704) 760 Kombi (704,765) (765) 780	
GWVO-06A 1257185-7 271613 1257185 2716132 12571857 69121004	78-93 2400 79- 79-93 82-92 84-92 85-88 85-92 86-88 87-92 90-94 90-95 91-94	244,245 760 TURBO 5,6cyl diesel 240 (P242,P244) Diesel 240 Kombi (P245) Diesel 740 (744) Diesel 740 Kombi (745) Diesel 740 Kombi (745) Turbo-Diesel 740 Kombi (745) TD Interc. 760 (704,764) D 760 Kombi (704,765) D 760 (704,764) Turbo Diesel (704) 760 (704,764) TD Interc.(704) 760 Kombi (704,765) TD Interc.(765) 940 Kombi (945) D 940 Kombi (945) Turbo Diesel 940 Kombi (945) TD Intercooler 940 (944) D 940 (944) Turbo Diesel 940 (944) TD Intercooler 960 Kombi (965) TD Interc. 960 (964) TD Interc.	


VOLVO

PART NO.	APPLICATION GUIDE	
GWVO-07A		
271855	90-94 1600	VOLVO 850,960
2716470	91-96 1800	850 (LS)
30650751	92-96 1900	850 (LS) Turbo
30684432	93-96 2000	850 (LS) T5
30751700	95-03 2300	850 (LS) T5-R
216470	95-04 2400	850 Estate (LW)
271647	95-96 2500	850 Estate (LW) Turbo
271985/6	96 2900	850 Estate (LW) T5
272457/74/76/81	96-00	850 Estate (LW) T5-R
	96-99	850 Estate (LW) AWD
	97-00	960 (964)
	97-02	960 Kombi (965)
	97-03	C30 I
	97-04	C30 T5
	97-99	C70 I Convertible
	98-00	C70 I Convertible T
	98-05	C70 I Convertible T5
	98-06	C70 I Coupe
	00	C70 I Coupe T
	00-03	C70 I Coupe T5
	00-04	C70 II Convertible
	01	C70 II Convertible i
	01-02	C70 II Convertible T5
	01-03	S40 I (VS)
	01-04	S40 I (VS) i
	01-06	S40 I (VS) T4
	02	S40 I (VS) T
	03	S40 II (MS)
	03-06	S40 II (MS) AWD
	04	S40 II (MS) T
	04-07	S40 II (MS) T5 AWD
	06	S60
	06-07	S60 T
	06-10	S60 Bifuel
	07	S60 T AWD
	08	S60 T5
	08-10	S60 R T AWD
		S70 (P80_)
		S70 (P80_) Turbo
		S70 (P80_) T-5
		S70 (P80_) AWD
		S70 (P80_) T-5 AWD
		S70 (P80_) Bifuel
		S80 (TS,XY)
		S80 (TS,XY) T
		S80 (TS,XY) Bifuel
		S80 (TS,XY) T5 AWD
		S80 (TS,XY) T AWD
		S80 II T
		S80 II T FlexFuel
		V40 Estate (VW)
		V40 Estate (VW) i
		V40 Estate (VW) T4
		V40 Estate (VW) T
		V50 (MW)
		V50 (MW) T5
		V50 (MW) T5 AWD
		V70 I Estate (P80_)
		V70 I Estate (P80_) Turbo
		V70 I Estate (P80_) Turbo AWD
		V70 I Estate (P80_) AWD
		V70 I Estate (P80_) T AWD



continued

VOLVO

PART NO.	APPLICATION GUIDE	
GWVO-07A		<p>V70 I Estate (P80_) T-5 V70 I Estate (P80_) T-5 AWD V70 I Estate (P80_) Bifuel V70 II Estate (P80_) V70 II Estate (P80_) T V70 II Estate (P80_) T5 V70 II Estate (P80_) Bifuel V70 II Estate (P80_) T AWD V70 II Estate (P80_) R T AWD V70 III Estate T V70 III Estate T FlexiFuel XC 90 T XC70 CROSS COUNTRY T XC AWD</p> 
<u>DISCONTINUED</u>		<u>GWVO-08A (SUPERSEDED BY GWVO-07A)</u>

OTHERS

PART NO.	APPLICATION GUIDE	
----------	-------------------	--

GWZ-04A
11-8478

THERMO KING DI-201



APPLICATION GUIDE

AMC(AMERICAN MOTOR & JEEP)

CAR NAME	YEAR	MODEL / ENGINE / REMARK	GMB NO.	OEM NO.
JEEP				
CHEROKEE	85-87	2.1L(126) DIESEL (4CYL)		JR775056
	84-86	2.5L(150) W/SERPENTINE BELT (4CYL)	GWAM-05A	J8134321
	84-86	2.5L(150) W/O SERPENTINE BELT (4CYL)	GWAM-03A	J8134320
	87-90	2.5L(150) W/SERPENTINE BELT (4CYL)	GWAM-06A	JR775047
	87-90	2.5L(150) W/O SERPENTINE BELT (4CYL)	GWAM-07A	JR775046
	91-99	2.5L(150) (4CYL)	GWAM-09A	4626054
	00	2.5L(150) (4CYL)	GWAM-09A	4626054AD
	84-86	2.8L(173) (6CYL)	GWG-17A	JR775049
	87-01	4.0L(242) (6CYL)	GWAM-08A	JR775122
	76-79	4.2L(258) 6CYL	GWAM-01A	8129459
	80-83	4.2L(258) W/O SERPENTINE BELT (6CYL)	GWAM-03A	J8134320
	81-83	4.2L(258) W/SERPENTINE BELT (6CYL)	GWAM-05A	J8134321
	76-79	4.6L(401) 8CYL	GWAM-04A	J8125131
	73-83	5.9L(360) 8CYL	GWAM-04A	J8125131
74-78	6.6L(401) 8CYL	GWAM-04A	J8125131	
CJ5	80-83	2.5L(151) 4CYL	GWG-12A	J8132274
	75-78	3.8L(232) 6CYL	GWAM-01A	8129459
	75-79	4.2L(258) 6CYL	GWAM-01A	8129459
	80-83	4.2L(258) W/O SERPENTINE BELT (6CYL)	GWAM-03A	J8134320
	81-83	4.2L(258) W/SERPENTINE BELT (6CYL)	GWAM-05A	J8134321
	73-81	5.0L(304) 8CYL	GWAM-04A	J8125131
CJ6	75	3.8L(232) 6CYL	GWAM-01A	8129459
	75	4.2L(258) 6CYL	GWAM-01A	8129459
	73-79	5.0L(304) 8CYL	GWAM-04A	J8125131
CJ7	80-83	2.5L(151) 4CYL GM Eng	GWG-12A	J8132274
	83-84	2.5L(150) W/SERPENTINE BELT (4CYL)	GWAM-05A	J8134321
	83-84	2.5L(150) W/O SERPENTINE BELT (4CYL)	GWAM-03A	J8134320
	85-86	2.5L(150) W/SERPENTINE BELT (4CYL)	GWAM-06A	JR775047
	85-86	2.5L(150) W/O SERPENTINE BELT (4CYL)	GWAM-07A	JR775046
	76-78	3.8L(232) 6CYL	GWAM-01A	8129459
	76-79	4.2L(258) 6CYL	GWAM-01A	8129459
	80-84	4.2L(258) W/O SERPENTINE BELT (6CYL)	GWAM-03A	J8134320
	81-84	4.2L(258) W/SERPENTINE BELT (6CYL)	GWAM-05A	J8134321
	85-86	4.2L(258) W/SERPENTINE BELT (6CYL)	GWAM-06A	JR775047
	85-86	4.2L(258) W/O SERPENTINE BELT (6CYL)	GWAM-07A	JR775046
76-81	5.0L(304) 8CYL	GWAM-04A	J8125131	
COMMANDO	73	5.0L(304) 8CYL	GWAM-04A	J8125131
COMANCHE	86-87	2.1L(126) DIESEL (4CYL)		JR775056
	86	2.5L(150) W/SERPENTINE BELT (4CYL)	GWAM-05A	J8134321
	86	2.5L(150) W/O SERPENTINE BELT (4CYL)	GWAM-03A	J8134320
	87-90	2.5L(150) W/SERPENTINE BELT (4CYL)	GWAM-06A	JR775047
	87-90	2.5L(150) W/O SERPENTINE BELT (4CYL)	GWAM-07A	JR775046
	91-92	2.5L(150) (4CYL)	GWAM-09A	4626054
	86	2.8L(173) (6CYL)	GWG-17A	JR775049
	87-02	4.0L(242) (6CYL)	GWAM-08A	JR775122
COMMANDER	06-10	3.7L(226) (6CYL)	GWCR-41A	53022189AA
	06-09	4.7L(285) (8CYL)	GWCR-41A	53022189AA
	06-08	5.7L(345) (8CYL)	GWCR-42A	4792838AA
	09-10	5.7L(345) (8CYL)		53022095AE
COMPASS	07-11	2.0L(122) (4CYL)		6804138AA
	07-11	2.4L(144) (4CYL)		68046026AA
DJ5	74	5.0L(304) 8CYL	GWAM-04A	J8125131

AMC(AMERICAN MOTOR & JEEP)

CAR NAME	YEAR	MODEL / ENGINE / REMARK	GMB NO.	OEM NO.
GRAND CHEROKEE	07-09	3.0L(182) DIESEL (6CYL)		5175580AA
	05-10	3.7L(226) (6CYL)	GWCR-41A	53022189AA
	93-98	4.0L(242) (6CYL)	GWAM-09A	4626054
	99-04	4.0L(242) (6CYL)	GWAM-10A	5012366AA
	99-10	4.7L(287) (8CYL)	GWCR-41A	53020873AB
	93-98	5.2L(318) (8CYL)	GWCR-36A	53021018AD
	05-08	5.7L(345) (8CYL)	GWCR-42A	4792838AA
	09-10	5.7L(345) (8CYL)		53022095AE
	98	5.9L(360) (8CYL)	GWCR-36A	53021018
	06-10	6.1L(370) (8CYL)	GWCR-42A	4792838AA
GRAND WAGONEER	84-86	4.2L(258) W/O SERPENTINE BELT (6CYL)	GWAM-03A	J8134320
	84-86	4.2L(258) W/SERPENTINE BELT (6CYL)	GWAM-05A	J8134321
	93	5.2L(318) (8CYL)	GWCR-36A	53021018AD
	84-91	5.9L(360) (8CYL)	GWAM-04A	JR775050
J10	75-79	4.2L(258) 6CYL	GWAM-01A	8129459
	80-86	4.2L(258) W/O SERPENTINE BELT (6CYL)	GWAM-03A	J8134320
	81-86	4.2L(258) W/SERPENTINE BELT (6CYL)	GWAM-05A	J8134321
	87	4.2L(258) W/SERPENTINE BELT (6CYL)	GWAM-06A	JR775047
	87	4.2L(258) W/O SERPENTINE BELT (6CYL)	GWAM-07A	JR775046
	74-88	5.9L(360) (8CYL)	GWAM-04A	JR775050
	74-78	6.6L(401) 8CYL	GWAM-04A	JR775050
J20	76	4.2L(258) 6CYL	GWAM-01A	8129459
	74-88	5.9L(360) (8CYL)	GWAM-04A	JR775050
	74-78	6.6L(401) 8CYL	GWAM-04A	JR775050
J-2500	73	5.9L(360) (8CYL)	GWAM-04A	JR775050
J-2600	73	5.9L(360) (8CYL)	GWAM-04A	JR775050
J-4500	73	5.0L(304) 8CYL	GWAM-04A	JR775050
	73	5.9L(360) (8CYL)	GWAM-04A	JR775050
J-4600	73	5.0L(304) 8CYL	GWAM-04A	JR775050
	73	5.9L(360) (8CYL)	GWAM-04A	JR775050
J-4700	72	5.0L(304) 8CYL	GWAM-04A	JR775050
	73	5.9L(360) (8CYL)	GWAM-04A	JR775050
J-4800	72	5.0L(304) 8CYL	GWAM-04A	JR775050
	73	5.9L(360) (8CYL)	GWAM-04A	JR775050
JEEPSTER	73	5.0L(304) 8CYL	GWAM-04A	JR775050
LIBERTY	02-05	2.4L(148) (4CYL)	GWCR-39A	4694307AB
	05-06	2.8L(171) (4CYL)		5142985AA
	02-12	3.7L(226) (6CYL)	GWCR-41A	53021187AA
PATRIOT	07-11	2.0L(122) (4CYL)		6804138AB
	07-11	2.4L(144) (4CYL)		68046026AA
SCRAMBLER	81-83	2.5L(151) 4CYL GM Eng	GWG-12A	J8132274
	83-84	2.5L(150) W/SERPENTINE BELT (4CYL)	GWAM-05A	J8134321
	83-84	2.5L(150) W/O SERPENTINE BELT (4CYL)	GWAM-03A	J8134320
	85	2.5L(150) W/SERPENTINE BELT (4CYL)	GWAM-06A	JR775047
	85	2.5L(150) W/O SERPENTINE BELT (4CYL)	GWAM-07A	JR775046
	81-84	4.2L(258) W/SERPENTINE BELT (6CYL)	GWAM-05A	J8134321
	81-84	4.2L(258) W/O SERPENTINE BELT (6CYL)	GWAM-03A	J8134320
	85	4.2L(258) W/SERPENTINE BELT (6CYL)	GWAM-06A	JR775047
	85	4.2L(258) W/O SERPENTINE BELT (6CYL)	GWAM-07A	JR775046

AMC(AMERICAN MOTOR & JEEP)

CAR NAME	YEAR	MODEL / ENGINE / REMARK	GMB NO.	OEM NO.
TJ	03-06	2.4L(148) 4CYL	GWCR-39A	4694307
	97-02	2.5L(150) 4CYL	GWAM-09A	4626054
	97-99	4.0L(242) 6CYL	GWAM-09A	4626054
	00-06	4.0L(242) 6CYL	GWAM-10A	53010417
WAGONEER	85	2.1L(126) DIESEL (4CYL)		J0775056
	84-86	2.5L(150) W/SERPENTINE BELT (4CYL)	GWAM-05A	J8134321
	84-86	2.5L(150) W/O SERPENTINE BELT (4CYL)	GWAM-03A	J8134320
	87	2.5L(150) W/SERPENTINE BELT (4CYL)	GWAM-06A	JR775047
	87	2.5L(150) W/O SERPENTINE BELT (4CYL)	GWAM-07A	JR775046
	84-86	2.8L(173) (6CYL)	GWG-17A	JR775049
	87-90	4.0L(242) (6CYL) Hub Height 3 5/16 inch	GWAM-08A	JR775122
	88-90	4.0L(242) (6CYL) Hub Height 2 5/8 inch	GWAM-06A	JR775047
	80-83	4.2L(258) W/O SERPENTINE BELT (6CYL)	GWAM-03A	J8134320
	81-83	4.2L(258) W/SERPENTINE BELT (6CYL)	GWAM-05A	J8134321
	73-83	5.9L(360) 8CYL	GWAM-04A	JR775050
73-78	6.6L(401) 8CYL	GWAM-04A	JR775050	
WRANGLER	03-06	2.4L(148) (4CYL)	GWCR-39A	4694307AC
	87-90	2.5L(150) W/SERPENTINE BELT (4CYL)	GWAM-06A	JR775047
	87-90	2.5L(150) W/O SERPENTINE BELT (4CYL)	GWAM-07A	JR775046
	91-00	2.5L(150) (4CYL)	GWAM-09A	4626054
	01-02	2.5L(150) (4CYL)	GWAM-09A	4626054AD
	07-10	3.8L(231) (6CYL)		4666044AA
	97-99	4.0L(242) (6CYL)	GWAM-09A	4626054AD
	00-06	4.0L(242) (6CYL)	GWAM-10A	5012366AA
	87-89	4.2L(258) W/SERPENTINE BELT (6CYL)	GWAM-06A	JR775047
87-89	4.2L(258) W/O SERPENTINE BELT (6CYL)	GWAM-07A	JR775046	

BEDFORD

CAR NAME	YEAR	MODEL / ENGINE / REMARK	GMB NO.	OEM NO.
BEDFORD (SEE VAUXHALL)				
AUTO BIANCHI	71-86	A112(0.9L)	GWFI-10A	4384129
	76-85	A112(1.0L)	GWFI-10A	4384129
	85-89	Y10(1.0L)		5973713
	85-89	Y10(1.05L)		4336009
	85-89	Y10(1.1L)		5973713
	89-94	Y10(1.3L)		4336009
BLITZ	01,73-10,87	2.3L(2260cc) 23D	GWO-01A	1334032
	01,73-10,87	2.3L(2260cc) 23D		1334045
CHVANNE	06,76-02,80	1.3L(1256cc)		9960156
	03,80-12,82	1.3L(1256cc)		91055181
VAUXHALL				
CHEVETTE	09,76-12,85	1.2L 13N		9960156
	03,75-12,85	1.3L(1256cc) 13N,13S		9960156
CHEVETTE 1300	03,75-12,85	1.3L(1256cc) 13N,13S		9960156
CHEVETTE CC 1300	03,75-12,85	1.3L(1256cc) 13N,13S		9960156
CHEVETTE ESTATE 1.2	09,76-12,85	1.3L(1256cc) 13N		9960156
CHEVETTE ESTATE 1300	09,76-12,85	1.3L(1256cc) 13S		9960156
VIVA	10,71-10,79	1.3L(1256cc)		9960156
VIVA 1256	12,73-10,75	1.3L(1256cc)		9960156
VIVA 1300	10,75-10,79	1.3L(1256cc)		9960156
VIVA COUPE 1256 E	12,73-10,75	1.3L(1256cc)		9960156
VIVA ESTATE 1256	12,73-10,75	1.3L(1256cc)		9960156
VIVA ESTATE 1300	10,75-10,79	1.3L(1256cc)		9960156

BMW

CAR NAME	YEAR	MODEL / ENGINE / REMARK	GMB NO.	OEM NO.
BAVARIA	72-74	2.8L(2788cc) M30 Eng 6CYL	GWBM-05A	1151-0786-800
	72-74	3.0L(2985cc) M30 Eng 6CYL	GWBM-05A	1151-0786-800
2.8 BAVARIA	71	2.8L(2788cc) M30 Eng 6CYL	GWBM-05A	1151-0786-800
1600	64-71	1.6L(1573cc) 4CYL		1151-1256-600
1600-2	66-67	1.6L(1573cc) 4CYL		1151-1256-600
1600ti	66-68	1.6L(1573cc) 4CYL		1151-1256-600
1602	67-71	1.6L(1573cc) 4CYL		1151-1256-600
1800	68-71	1.8L(1766cc) 4CYL		1151-1256-600
1800ti	64-65	1.8L(1766cc, 1773cc) 4CYL		1151-1256-600
2000	66-72	2.0L(1990cc) 4CYL		1151-1256-600
2000c	65-70	2.0L(1990cc) 4CYL		1151-1256-600
2000cs	65-70	2.0L(1990cc) 4CYL		1151-1256-600
2000ti	66-71	2.0L(1990cc) 4CYL		1151-1256-600
2000tii	68-72	2.0L(1990cc) 4CYL		1151-1256-600
2002	66-76	2.0L(1990cc) 4CYL		1151-1256-600
2002ti	70-71	2.0L(1990cc) 4CYL		1151-1256-600
2002tii	71-74	2.0L(1990cc) 4CYL		1151-1256-600
2800	68-69	2.8L(2788cc) 6CYL	GWBM-06A	1151-1707-192
	70-73	2.8L(2788cc) 6CYL	GWBM-05A	1151-0786-800
	74	2.8L(2788cc) 6CYL	GWBM-06A	1151-1707-192
2800CS	68	2.8L(2788cc) 6CYL	GWBM-06A	1151-1707-192
	69-71	2.8L(2788cc) 6CYL	GWBM-05A	1151-0786-800
3.0CS	71	3.0L(2985cc) 6CYL	GWBM-06A	1151-1707-192
	72-74	3.0L(2985cc) 6CYL	GWBM-05A	1151-0786-800
3.0CSi	71	3.0L(2985cc) 6CYL	GWBM-06A	1151-1707-192
	72-74	3.0L(2985cc) 6CYL	GWBM-05A	1151-0786-800
	76	3.0L(2985cc) 6CYL w/o Thread on Style Fan Clutch	GWBM-05A	1151-0786-800
	76	3.0L(2985cc) 6CYL w/Thread on Style Fan Clutch	GWBM-06A	1151-1707-192
3.0CSL	71	3.0L(2985cc) 6CYL	GWBM-06A	1151-1707-192
3.0S	71	3.0L(2985cc) 6CYL	GWBM-06A	1151-1707-192
	72-74	3.0L(2985cc) 6CYL	GWBM-05A	1151-0786-800
3.0Si	75-76	3.0L(2985cc) 6CYL w/o Thread on Style Fan Clutch	GWBM-05A	1151-0786-800
	75-76	3.0L(2985cc) 6CYL w/Thread on Style Fan Clutch	GWBM-06A	1151-1707-192
316i	87-91	1.6L(1596cc) E30 Saloon	GWBM-10A	1151-1715-292
	91-94	1.6L(1596cc) E30 Estate	GWBM-10A	1151-1715-292
	90-98	1.6L(1596cc) E36 Saloon	GWBM-11A	1151-1734-602
	93-99	1.6L(1596cc) E36 Coupe	GWBM-11A	1151-1734-602
	96-99	1.6L(1596cc) E36 Estate	GWBM-11A	1151-1734-602
	98-05	1.9L(1895cc) E46 Saloon	GWBM-11A	1151-1734-602

BMW

CAR NAME	YEAR	MODEL / ENGINE / REMARK	GMB NO.	OEM NO.
318Ci	99-01	1.9L(1895cc) E46 Coupe	GWBM-11A	1151-1734-602
318i	84-85	1.8L(1766cc) M10 Eng 4CYL	GWBM-02A	1151-1721-477
	87-91	1.8L(1796cc) Saloon	GWBM-10A	1151-1715-292
	89-94	1.8L(1796cc) Estate	GWBM-10A	1151-1715-292
	90-93	1.8L(1796cc) Comvertible	GWBM-10A	1151-1715-292
	90-98	1.8L(1796cc) M42 Eng 4CYL	GWBM-11A	1151-1734-602
	96-98	1.9L(1895cc) M44 Eng 4CYL	GWBM-11A	1151-1734-602
318iC	91-95	1.8L(1796cc) M42 Eng 4CYL	GWBM-11A	1151-1734-602
	96-97	1.9L(1895cc) M44 Eng 4CYL	GWBM-11A	1151-1734-602
318is	89-91	1.8L(1796cc) E30 Saloon	GWBM-11A	1151-1734-602
	91-95	1.8L(1796cc) M42 Eng 4CYL	GWBM-11A	1151-1734-602
	92-95	1.8L(1796cc) E36 Coupe	GWBM-11A	1151-1734-602
	93-98	1.8L(1796cc) E36 Saloon	GWBM-11A	1151-1734-602
	96-97	1.9L(1895cc) M44 Eng 4CYL	GWBM-11A	1151-1734-602
318ti	84-85	1.8L(1766cc) M10 Eng 4CYL	GWBM-02A	1151-1721-477
	95	1.8L(1796cc) M42 Eng 4CYL	GWBM-11A	1151-1734-602
	96-99	1.9L(1895cc) M44 Eng 4CYL	GWBM-11A	1151-1734-602
320i	80-83	1.8L(1766cc) M10 Eng 4CYL	GWBM-01A	1151-1258-933
	77-79	2.0L(1990cc) 4CYL	GWBM-01A	1151-1258-933
323Ci	00	2.5L(2494cc) M52 Eng 6CYL	GWBM-09A	1151-7527-910
323i	99-00	2.5L(2494cc) M52 Eng 6CYL	GWBM-09A	1151-7527-910
323iC	98-99	2.5L(2494cc) M52 Eng 6CYL	GWBM-09A	1151-7527-799
323is	98-99	2.5L(2494cc) M52 Eng 6CYL	GWBM-09A	1151-7527-799
325	86-87	2.7L(2693cc) M20 Eng 6CYL	GWBM-04A	1151-1706-588
	88	2.7L(2693cc) M20 Eng 6CYL	GWBM-08A	1151-1720-609
325Ci	01-06	2.5L(2494cc) M54,M56 Eng 6CYL	GWBM-09A	1151-7527-910
325e	84-87	2.7L(2693cc) M20 Eng 6CYL	GWBM-04A	1151-1706-588
325es	86-87	2.7L(2693cc) M20 Eng 6CYL	GWBM-04A	1151-1706-588
325i	87	2.5L(2494cc) M20 Eng 6CYL	GWBM-04A	1151-1706-588
	88-93	2.5L(2494cc) M20 Eng 6CYL	GWBM-08A	1151-1720-609
	92-05	2.5L(2494cc) M50,M54,M56 Eng 6CYL	GWBM-09A	1151-7527-910
	06	3.0L(2996cc) N52 Eng 6CYL	GWBM-09A	1151-7546-994
325is	87	2.5L(2494cc) M20 Eng 6CYL	GWBM-04A	1151-1706-588
	88-91	2.5L(2494cc) M20 Eng 6CYL	GWBM-08A	1151-1720-609
	92-95	2.5L(2494cc) M50 Eng 6CYL	GWBM-09A	1151-1722-536
325iX	88-91	2.5L(2494cc) M20 Eng 6CYL	GWBM-08A	1151-1720-609
325xi	01-05	2.5L(2494cc) M54 Eng 6CYL	GWBM-09A	1151-7527-910
	06	3.0L(2996cc) N52 Eng 6CYL	GWBM-09A	1151-7546-994
328Ci	00	2.8L(2793cc) M52 Eng 6CYL	GWBM-09A	1151-7527-910
328i	96-00	2.8L(2793cc) M52 Eng 6CYL	GWBM-09A	1151-7527-910
	07-10	3.0L(2996cc) N51,N52 Eng 6CYL		1151-7586-925
328i XDRIVE	09-10	3.0L(2996cc) N51,N52 Eng 6CYL		1151-7586-925

BMW

CAR NAME	YEAR	MODEL / ENGINE / REMARK	GMB NO.	OEM NO.
328IC	96-99	2.8L(2793cc) M52 Eng 6CYL	GWBM-09A	1151-7527-799
328is	96-99	2.8L(2793cc) M52 Eng 6CYL	GWBM-09A	1151-7527-799
328XI	07-08	3.0L(2996cc) N51,N52 Eng 6CYL		1151-7563-183
330CI	01-06	3.0L(2979cc) M54 Eng 6CYL	GWBM-09A	1151-7527-910
330i	01-05	3.0L(2979cc) M54 Eng 6CYL	GWBM-09A	1151-7527-910
	06	3.0L(2996cc) N52 Eng 6CYL	GWBM-09A	1151-7546-994
330xi	01-05	3.0L(2979cc) M54 Eng 6CYL	GWBM-09A	1151-7527-910
	06	3.0L(2996cc) N52 Eng 6CYL	GWBM-09A	1151-7546-994
335D	09-10	3.0L(2993cc) M57T2D30 Eng Diesel 6CYL		1151-7805-812
335I	07-10	3.0L(2979cc) N54 Eng 6CYL		1151-7563-659
335I XDRIVE	09-10	3.0L(2979cc) N54 Eng 6CYL		1151-7563-659
335XI	07-08	3.0L(2979cc) N54 Eng 6CYL		1151-7563-659
3 SERIES	77-81	6CYL FIXED FAN	GWBM-03A	1151-1267-187
	77-81	323i(E21) 6CYL FIXED FAN	GWBM-03A	1151-1267-187
5 SERIES	77-81	6CYL	GWBM-03A	1151-1267-187
518i	89-95	1.8L(1796cc) E34 Saloon	GWBM-10A	1151-1715-292
	93-94	1.8L(1796cc) E34 Estate	GWBM-10A	1151-1715-292
	89-95	1.8L(1796cc) E34 Saloon	GWBM-11A	1151-1734-602
	94-97	1.8L(1796cc) E34 Estate	GWBM-11A	1151-1734-602
518g	95-96	1.8L(1796cc) E34 Estate	GWBM-11A	1151-1734-602
524td	85-86	2.4L(2443cc) M21 Eng Diesel 6CYL		1151-2241-641
525i	89-90	2.5L(2494cc) M20 Eng 6CYL	GWBM-08A	1151-1720-609
	92-05	2.5L(2494cc) M50,M54 Eng 6CYL	GWBM-09A	1151-1722-536
	06-07	3.0L(2996cc) N52 Eng 6CYL	GWBM-09A	1151-7546-994
525iT	93-95	2.5L(2494cc) M50 Eng 6CYL	GWBM-09A	1151-1722-536
525XI	06-07	3.0L(2996cc) N52 Eng 6CYL	GWBM-09A	1151-7546-994
528e	82-87	2.7L(2693cc) M20 Eng 6CYL	GWBM-04A	1151-1706-588
	88	2.7L(2693cc) M20 Eng 6CYL	GWBM-08A	1151-1719-836
528i	79	2.8L(2788cc) 6CYL w/Thread on Style Fan Clutch	GWBM-04A	1151-1706-588
	79	2.8L(2788cc) 6CYL w/o Thread on Style Fan Clutch	GWBM-05A	1151-0786-800
	80-81	2.8L(2788cc) 6CYL	GWBM-04A	1151-1706-588
	80-81	2.8L(2788cc) M30 Eng 6CYL	GWBM-06A	1151-1707-192
	97-00	2.8L(2793cc) M52 Eng 6CYL	GWBM-09A	1151-7527-799
	08-10	3.0L(2996cc) N52 Eng 6CYL		1151-7586-925
528i XDRIVE	09-10	3.0L(2996cc) N52 Eng 6CYL		1151-7586-925
528IT	99-00	2.8L(2793cc) M52 Eng 6CYL	GWBM-09A	1151-7527-910
528XI	08	3.0L(2996cc) N52 Eng 6CYL		1151-7586-925
530i	75-78	3.0L(2985cc) 6CYL	GWBM-05A	1151-0786-800
	94-95	3.0L(2997cc) M60 Eng 8CYL		1151-0007-042
	01-05	3.0L(2979cc) M54 Eng 6CYL	GWBM-09A	1151-7527-910
	06-07	3.0L(2996cc) N52 Eng 6CYL	GWBM-09A	1151-7546-994

BMW

CAR NAME	YEAR	MODEL / ENGINE / REMARK	GMB NO.	OEM NO.
530IT	94-95	3.0L(2997cc) M60 Eng 8CYL		1151-0007-042
530XI	06-07	3.0L(2996cc) N52 Eng 6CYL	GWBM-09A	1151-7546-994
533i	83-84	3.2L(3210cc) M30 Eng 6CYL	GWBM-06A	1151-9070-761
535i	85-93	3.5L(3430cc) M30 Eng 6CYL	GWBM-06A	1151-9070-761
	08-10	3.0L(2979cc) N54 Eng 6CYL		1151-7563-659
535i XDRIVE	09-10	3.0L(2979cc) N54 Eng 6CYL		1151-7563-659
535is	88	3.5L(3430cc) M30 Eng 6CYL	GWBM-06A	1151-9070-761
535XI	08	3.0L(2979cc) N54 Eng 6CYL		1151-7563-659
540i	94-95	4.0L(3982cc) M60 Eng 8CYL		1151-0007-042
	97-98	4.4L(4398cc) M62 Eng 8CYL		1151-0393-340
	99-03	4.4L(4398cc) M62 Eng 8CYL		1151-0393-336
540IT	99-00	4.4L(4398cc) M62 Eng 8CYL		1151-0393-336
545i	04-05	4.4L(4398cc) N62 Eng 8CYL		1151-7524-552
550i	06-10	4.8L(4837cc) N62 Eng 8CYL		1151-7586-779
550i GT	10	4.4L(4395cc) N63Eng 8CYL		1151-7548-264
630CSi	77-78	3.0L(2985cc) M30 Eng 6CYL	GWBM-05A	1151-0786-800
633CSi	78-79	3.2L(3210cc) M30 Eng 6CYL	GWBM-05A	1151-0786-800
	80-84	3.2L(3210cc) M30 Eng 6CYL	GWBM-06A	1151-9070-761
635CSi	85-89	3.5L(3430cc) M30 Eng 6CYL	GWBM-06A	1151-9070-761
645CI	04-05	4.4L(4398cc) N62 Eng 8CYL		1151-7524-552
650i	06-10	4.8L(4837cc) N62 Eng 8CYL		1151-7586-779
733i	78-79	3.2L(3210cc) M30 Eng 6CYL	GWBM-05A	1151-0786-800
	80-84	3.2L(3210cc) M30 Eng 6CYL	GWBM-06A	1151-9070-761
735i	85-87	3.5L(3430cc) M30 Eng 6CYL	GWBM-05A	1151-1707-415
	88-92	3.5L(3430cc) M30 Eng 6CYL	GWBM-06A	1151-9070-761
735iL	88-92	3.5L(3430cc) M30 Eng 6CYL	GWBM-06A	1151-9070-761
740i	93-94	4.0L(3982cc) M60 Eng 8CYL		1151-0007-042
	95	4.0L(3982cc) M60 Eng 8CYL		1151-1742-517
	97-98	4.4L(4398cc) M62 Eng 8CYL		1151-0393-340
	99-01	4.4L(4398cc) M62 Eng 8CYL		1151-0393-336
740iL	93-94	4.0L(3982cc) M60 Eng 8CYL		1151-0007-042
	95	4.0L(3982cc) M60 Eng 8CYL		1151-1742-517
	96-98	4.4L(4398cc) M62 Eng 8CYL		1151-0393-340
	99-01	4.4L(4398cc) M62 Eng 8CYL		1151-0393-336
745i	02-04	4.4L(4398cc) N62 Eng 8CYL (To 10/03)		1151-7508-496
	04-05	4.4L(4398cc) N62 Eng 8CYL (From 10/03)		1151-7524-552
745Li	02-05	4.4L(4398cc) N62 Eng 8CYL		1151-7524-552
750i	06-08	4.8L(4837cc) N62 Eng 8CYL		1151-7586-779
	09-10	4.4L(4395cc) N63Eng 8CYL		1151-7548-264

BMW

CAR NAME	YEAR	MODEL / ENGINE / REMARK	GMB NO.	OEM NO.
750I XDRIVE	10	4.4L(4395cc) N63Eng 8CYL		1151-7548-264
750iL	88-94	5.0L(4988cc) M70 Eng 12CYL		1151-0007-040
	95-98	5.4L(5379cc) M73 Eng 12CYL		1151-1741-980
	98-01	5.4L(5379cc) M73 Eng 12CYL		1151-1714-212
750Li	06-08	4.8L(4837cc) N62 Eng 8CYL		1151-7586-779
	09-10	4.4L(4395cc) N63Eng 8CYL		1151-7548-264
750Li XDRIVE	10	4.4L(4395cc) N63Eng 8CYL		1151-7548-264
760I	04-06	6.0L(5972cc) N73 Eng 12CYL		1151-7508-496
760Li	06-08	6.0L(5972cc) N73 Eng 12CYL		1151-7586-780
840Ci	94-95	4.0L(3982cc) M60 Eng 8CYL		1151-0393-340
	96-97	4.4L(4398cc) M62 Eng 8CYL		1151-0393-340
850Ci	93-94	5.0L(4988cc) M70 Eng 12CYL		1151-0007-041
	95-97	5.4L(5379cc) M73 Eng 12CYL		1151-1741-980
850CSi	94-95	5.6L(5576cc) S70 Eng 12CYL		1151-0007-041
850i	91-92	5.0L(4988cc) M70 Eng 12CYL		1151-0007-041
ALPINA B7	07-08	4.4L(4398cc) N62 Eng 8CYL		1151-7586-781
L6	87	3.5L(3430cc) M30 Eng 6CYL	GWBM-06A	1151-1312-539
L7	86-87	3.5L(3430cc) M30 Eng 6CYL	GWBM-06A	1151-9070-761
M3	88-91	2.3L(2302cc) S14 Eng 4CYL		1151-1312-574
	95	3.0L(2990cc) S50 Eng 6CYL	GWBM-09A	1151-7527-799
	96-99	3.2L(3152cc) S52 Eng 6CYL	GWBM-09A	1151-7527-799
	01-06	3.2L(3246cc) S54 Eng 6CYL		1151-7831-907
	08-10	4.0L(3999cc) S65 Eng 8CYL		1151-7839-062
M5	88	3.5L(3453cc) S38 Eng 6CYL	GWBM-06A	1151-1312-539
	91-93	3.6L(3553cc) S38 Eng 6CYL		1151-1315-563
	00-03	5.0L(4941cc) S62 Eng 8CYL		1151-1407-806
	06-10	5.0L(4999cc) S85 Eng 10CYL		1151-7834-797
M6	87-88	3.5L(3453cc) S38 Eng 6CYL	GWBM-06A	1151-1312-539
	06-10	5.0L(4999cc) S85 Eng 10CYL		1151-7834-797
X3	04-05	2.5L(2494cc) M54 Eng 6CYL	GWBM-09A	1151-7527-910
	04-06	3.0L(2979cc) M54 Eng 6CYL	GWBM-09A	1151-7527-910
	07-10	3.0L(2996cc) N52 Eng 6CYL		1151-7586-925
X5	01-06	3.0L(2979cc) M54 Eng 6CYL	GWBM-09A	1151-7527-910
	09-10	3.0L(2993cc) M57T2D30 Eng Diesel 6CYL		1151-7805-812
	07-08	3.0L(2996cc) N52 Eng 6CYL W/A/C		1151-7546-996
	07-08	3.0L(2996cc) N52 Eng 6CYL Exc.A/C		1151-7586-925
	09-10	3.0L(2996cc) N52 Eng 6CYL		1151-7546-996
	10	4.4L(4395cc) S63 Eng 8CYL		1151-7548-264
	02-03	4.6L(4598cc) M62 Eng 8CYL		1151-0393-336
	04-06	4.8L(4837cc) N62 Eng 8CYL		1151-7524-552
07-10	4.8L(4837cc) N62 Eng 8CYL		1151-7586-779	
X6	08-10	3.0L(2979cc) N54 Eng 6CYL		1151-7563-659
	08-10	4.4L(4395cc) N63Eng 8CYL		1151-7548-264

BMW

CAR NAME	YEAR	MODEL / ENGINE / REMARK	GMB NO.	OEM NO.
Z3	95-98	1.8L(1796cc) E36 Convertible	GWBM-11A	1151-1734-602
	96-98	1.9L(1895cc) M44 Eng 4CYL Convertible	GWBM-11A	1151-1734-602
	99-02	2.5L(2494cc) M52,M54 Eng 6CYL	GWBM-09A	1151-7527-910
	97-00	2.8L(2793cc) M52 Eng 6CYL	GWBM-09A	1151-7527-910
	01-02	3.0L(2979cc) M54 Eng 6CYL	GWBM-09A	1151-7527-910
	98-00	3.2L(3152cc) S52 Eng 6CYL	GWBM-09A	1151-7527-799
	01-02	3.2L(3246cc) S54 Eng 6CYL		1151-7831-908
Z4	03-05	2.5L(2494cc) M54 Eng 6CYL	GWBM-09A	1151-7527-910
	03-05	3.0L(2979cc) M54 Eng 6CYL	GWBM-09A	1151-7527-910
	06-08	3.0L(2996cc) N52 Eng 6CYL	GWBM-09A	1151-7546-994
	09-10	3.0L(2996cc) N52 Eng 6CYL		1151-7586-925
	06-08	3.2L(3246cc) S54 Eng 6CYL		
Z8	00-03	5.0L(4941cc) S62 Eng 8CYL		1151-7830-236

BRITISH LEYLAND

CAR NAME	YEAR	MODEL / ENGINE / REMARK	GMB NO.	OEM NO.
BRITISH LEYLAND ROVER GROUP				
213	84-89		GWHO-22A	GWP1143
214	89-94	S 8V ENG		GWP336
	89-94	Si,SLi,GSi 16V ENG	GWBL-18A	GWP333
216	85-89			GWP183
	89-94	GSi,GTi,16V ENG		GWP2157
218	91-94	1.7L TURBO DIESEL		GWP337
	91-95	1.9L DIESEL		GWP338
220	91-95	GTi & TURBO		GWP2155
416	90-95	GSi,GTi,16V ENG		GWP2157
418	91-95	1.7L TURBO DIESEL		GWP337
	91-95	1.9L DIESEL		GWP338
420	91-95	SLi,GSi & TURBO 16V ENG		GWP2155
820	86-88			GWP332
820i	88-95	16V ENG		GWP2155
825	86-88		GWHO-25A	GWP330
827	88-95		GWHO-25A	GWP330
FREELANDER	98.02-00.11-	1.8L(1796cc) 16V 18K4F Eng	GWBL-19A	PEB102510L
	00.11-	2.0L(1951cc)	GWBL-20A	PEB102240L
	00.11-	2.5L(2497cc) 6CYL 25K4F Eng	GWBL-19A	PEB102510L
	02-05	2.5L(153) 6 CYL	GWBL-20A	PEB102240L
MAESTRO	83-95	1.3L OHV	GWBL-14A	GWP188
	83-84	1.6L R SERIES ENG		GWP153
	84-92	1.6L S SERIES ENG		GWP183
	84-85	2.0L		GWP155
	85-91	2.0L		GWP185
	86-88	2.0L DIESEL		GWP167
	83.03-90.08	1.3L(1275cc)	GWBL-14A	GWP151
	85.02-90.08	1.6L(1598cc) 16HA03AL,16HA35AL		GWP157
	86.01-90.08	1.6L(1598cc) 16HA37		GWP157
84.10-90.08	2.0L(1994cc) 20HA50AA,20HC51AA,20HC81		GWP155	
METRO	80-90	1.0L A SERIES ENG	GWBL-01A	GWP134
	80.10-90.04	1.0L(999cc) 99H,99HA65P	GWBL-11A	GWP154
	90-95	1.1L OHC ENG		GWP336
	80.10-83.12	1.3L(1275cc) 12HL	GWBL-01A	GWP101
	80.10-90.04	1.3L(1275cc) 12H,12HC21AA,21H996AA,12HA83AA,12HA85AA	GWBL-11A	GWP154
	90-95	1.4L GTi 16V	GWBL-18A	GWP333
	92-95	1.4L DIESEL		GWP195
MINI	60-66	0.9L(848cc)	GWBL-01A	GWP134
MINI COOPER	65	0.9L(848cc)	GWBL-01A	GWP134
	64	1.0L(970cc)	GWBL-01A	GWP134
	62-64	1.0L(997cc, 998cc)	GWBL-01A	GWP134
MINI MK I	67.01-79.08	0.9L(850cc) BMC SerieA	GWBL-11A	GWP154
	82.08-93.06	1.0L(998cc) 99HC20P,99HA53P,99H997P	GWBL-11A	GWP154
	67.10-84.09	1.0L(999cc)	GWBL-11A	GWP154

BRITISH LEYLAND

CAR NAME	YEAR	MODEL / ENGINE / REMARK	GMB NO.	OEM NO.
MINI MK I	88.09-93.06	1.0L(999cc) 99HD81	GWBL-11A	GWP154
	76.01-81.08	1.1L(1098cc) 10H	GWBL-11A	GWP154
	69.10-80.08	1.3L(1256cc)	GWBL-11A	GWP154
MONTEGO	84.10-88.08	1.3L(1275cc) 12HL	GWBL-14A	GWP151
	84.04-88.08	1.6L(1598cc) 16HC37	GWBL-17A	GWP157
	84.04-88.08	2.0L(1994cc) 20HSC,20H	GWBL-15A	GWP155
	85-91	2.0L		GWP185
	84.04-88.08	2.0L(1994cc) 20H(EFI)		GWP155
	84.04-88.08	2.0L(1994cc) 20HC85		GWP155
	84.10-88.08	2.0L(1994cc) 20H		GWP155
	84.10-91.08	2.0L(1994cc) 20HSC,20H		GWP155
SD1	82-86	2000		GWP140
	77-87	2000,2600		GWP319
	82-86	2400 TURBO DIESEL		GWP320
	76-86	3500 V8 ENG		GWP307
AUSTIN AMERICA	70-72	1.3L(1275cc)	GWBL-01A	
AUSTIN HEALEY	59-71	MK I , II , III ,IV	GWBL-01A	GWP134
AUSTIN MARINA	73-75	1.8L(1798cc)	GWBL-05A	
AUSTIN MORRIS 1100,1300	62-74	MK I , II	GWBL-01A	GWP134
1800	64-73	MK I , II & III		GWP105
	73-75	MK III		GWP131
FARINA	56-62	A35	GWBL-01A	GWP134
	56-62	A40		
	58-67	A60	GWBL-01A	GWP134
CAMBRIDGE	67-71			GWP105
ALLEGRO	73.01-83.10	1.0L(998cc),1.1L(1098cc),1.3L(1275cc)	GWBL-11A	GWP154
	80-83	1500 MK II , III		GWP143
	80-83	1750 K II , III		GWP143
AMBASSADOR	82.03-84.10	1.7L(1698cc),2.0L(1994cc)		GWP140
AMERICA	68-72	1.3L(1275cc)	GWBL-01A	GWP134
HEALEY SPRITE	62-69	1.0L(1000cc),1.1L(1100cc),1.3L(1275cc)	GWBL-01A	GWP134
ITAL	80-84	1.3L FIXED FAN	GWBL-01A	GWP134
	80-84	VISCOUS FAN		GWP149
	80-84	1.7L		GWP140
	80-84	2.0L		GWP148
MARINA	71-80	1.3L FIXED FAN	GWBL-01A	GWP134
	71-80	VISCOUS FAN		GWP149
	78-80	1.7L		GWP140
	73-75	1.8L(1798cc)	GWBL-05A	GWP117
	71-78	1.8L	GWBL-05A	GWP117
MAXI	69-82	1500,1750		GWP116
MINOR	57-68	0.9L(948cc), 1.0L(948cc), 1.0L(997cc,998cc) 4CYL	GWBL-01A	GWP134
OXFORD	67-69		GWBL-05A	GWP117

BRITISH LEYLAND

CAR NAME	YEAR	MODEL / ENGINE / REMARK	GMB NO.	OEM NO.
PRINCESS	78-82	1700,2000		GWP140
	75-78	1800		GWP131
	76-80	2200	GWBL-10A	GWP129
PRINCESS 2	78.10-82.10	1.7L(1698cc) 17HL		GWP140
	78.10-82.10	2.0L(1994cc) 20H		GWP140
JAGUR				
VANDEN PLAS	83-87	4.2L(4235cc) 6CYL	GWBL-13A	GWP423
XJ6	74-82	4.2L(4235cc) 6CYL	GWBL-12A	GWP415
	83-86	4.2L(4235cc) 6CYL	GWBL-13A	GWP423
LAND ROVER SERIES II,III	61-83	2.3L 10J FIXED FAN	GWBL-03A	530477
	61-81	2.3L(D) FIXED FAN	GWBL-03A	530477
LAND ROVER FREELANDER	98.02-	1.8L(1796cc) 16V 18K4F Eng	GWBL-19A	PEB102510L
	00.11-	2.0L(1951cc)	GWBL-20A	PEB102240L
	00.11-	2.5L(2497cc) 6CYL 25K4F Eng	GWBL-19A	PEB102510L
	02-05	2.5L(153) 6 CYL	GWBL-20A	PEB102240L
LEYLAND DAF SHERPA	74-78	16001800	GWBL-05A	GWP130
	78-92	1700		GWP140
	74-87	1800(D)		GWP145
	80-95	2000	GWBL-16A	GWP148
	86-88	2000(D)		GWP2159
MG				
1100	63-67	1.1L(1098cc) 4CYL	GWBL-01A	GWP134
MG MAGNETTE	61-68	FARINA MK IV	GWBL-05A	GWP117
MGB	73-81	1.8L(1798cc) 4CYL	GWBL-05A	GWP117
MIDGET	62	1.0L, 1.1L (1000cc, 1100cc) 4CYL	GWBL-01A	GWP134
	67-74	1.3L(1275cc) 4CYL	GWBL-01A	GWP134
	73-75	1.8L(1798cc)	GWBL-05A	GWP117
RILEY	67-69	4/72	GWBL-05A	GWP117
ELF	61-69		GWBL-01A	GWP134
KESTREL	65-69	1100,1300	GWBL-01A	GWP134
TRIUMPH	65-70	FWD		GWP200
1100,1300	62-74	MK I , II	GWBL-01A	GWP134
1500	70-73			GWP200
	73-76			GWP128
2000	63-77	MK I , II		GWP201
2500	68-77	MK I , II		GWP201
ACCLAIM	82-84		GWHO-11A	GWP1104
DOLOMITE	76-80	1300,1500		GWP128
GT6	66-69	MK I , II		GWP200
	70-73	MK III		GWP201
HERALD	59-71	950,1150,1300		GWP200

BRITISH LEYLAND

CAR NAME	YEAR	MODEL / ENGINE / REMARK	GMB NO.	OEM NO.
SPITFIRE	62-70	MK I , II , III, IV		GWP200
	70-74	MK IV		GWP128
	75-80	MK IV FIXED FAN		GWP128
TOLEDO	70-71			GWP200
	71-76			GWP128
TR5	67-68			GWP200
	68-69			GWP201
TR6	69-76			GWP201
VITESSE	63-71	1600		GWP201
	68-71	2000		GWP201
WOLSELEY	65-69	1100,1300	GWBL-01A	GWP134
	67-72	16/60,18/85	GWBL-05A	GWP117
	61-69	HORNET	GWBL-01A	GWP134

CHRYSLER

CAR NAME	YEAR	MODEL / ENGINE / REMARK	GMB NO.	OEM NO.
CHRYSLER(USA)				
300	05-07	2.7L(167,R) 6CYL	GWCR-40A	4663732AC
	08-10	2.7L(167,D) 6CYL		4892425AA
	05-10	3.5L(215) 6CYL	GWCR-43A	4792968AD
	05-08	5.7L(345,H) 8CYL	GWCR-42A	4792838AA
	09	5.7L(345,T) 8CYL EZD		53022095AD
	10	5.7L(345,T) 8CYL EZH		53022095AE
	05-08	6.1L(370,W) 8CYL	GWCR-42A	4792838AA
	62-66	6.3L(383) 8CYL	GWCR-20A	3780127
	59-65	6.8L(413) 8CYL	GWCR-20A	3780127
	63	7.0L(426) 8CYL	GWCR-20A	3780127
	66-71	7.2L(440) 8CYL	GWCR-20A	3780127
70	7.2L(440) 8CYL	GWCR-07A	3837641	
300M	99-04	3.5L(215) 6CYL	GWCR-35A	4792195
ASPEN	07-09	4.7L(285) 8CYL	GWCR-41A	53022189AB
	07-08	5.7L(345,2) 8CYL		53021380AL
	09	5.7L(345,T) 8CYL GAS		53022192AF
CIRRUS	00	2.0L(122) 4CYL	GWCR-30A	4667660
	95-96	2.4L(148) 4CYL	GWCR-33A	4621489
	96-00	2.4L(148) 4CYL	GWCR-39A	4694307
	95-00	2.5L(152) 6CYL	GWM-51A	MD973025
CONCORDE	98-04	2.7L(167) 6CYL	GWCR-40A	4663732
	98-01	3.2L(197) 6CYL	GWCR-35A	4792195
	93-96	3.3L(201) 6CYL	GWCR-29A	5281175
	93-94	3.5L(215,F) 6CYL	GWCR-31A	4556541
	95-97	3.5L(215,F) 6CYL	GWCR-32A	4663296
	97	3.5L(215,F) 6CYL	GWCR-34A	4663296AB
	02-04	3.5L(215,G,M) 6CYL	GWCR-35A	4792195
CONQUEST	87	2.6L(156) 4CYL (To 11/86)	GWM-37A	MD997158
	87-89	2.6L(156) 4CYL (From 12/86)		MD997404
CORDOBA	80-83	3.7L(225) 6CYL	GWCR-06A	4131243
	75-83	5.2L(318) 8CYL	GWCR-07A	3837641
	75-80	5.9L(360) 8CYL	GWCR-07A	3837641
	75-78	6.6L(400) 8CYL	GWCR-20A	3780127
CROSSFIRE	04-08	3.2L(195) 6CYL		5097159AA
DAYTONA	84-89	2.2L(135) 4CYL	GWCR-05A	4293898
	87-89	2.5L(153) 4 CYL	GWCR-05A	4293898
	90-93	2.5L(153) 4CYL	GWCR-28A	4483453
	90-93	3.0L(181) 6CYL	GWM-40A	MD997244
DYNASTY	88	2.5L(153) 4CYL	GWCR-05A	4293898
	89	2.5L(153) 4CYL	GWCR-26A	4387457
	90-93	2.5L(153) 4CYL	GWCR-28A	4483453
	88-90	3.0L(181) 6CYL	GWM-40A	MD997244
	91-93	3.3L(201) 6CYL	GWCR-27A	4448878
E CLASS	83-84	2.2L(135) 4CYL	GWCR-05A	4293898
	83-85	2.6L(156) 4CYL	GWM-22A	MD025190
EXECUTIVE LIMOUSINE	85	2.6L(156) 4CYL	GWM-22A	MD025190
EXECUTIVE SEDAN	83-84	2.6L(156) 4CYL	GWM-22A	MD025190

CHRYSLER

CAR NAME	YEAR	MODEL / ENGINE / REMARK	GMB NO.	OEM NO.
FIFTH AVENUE	90-91	3.0L(181) 6CYL	GWM-40A	MD997244
	91-93	3.3L(201) 6CYL	GWCR-27A	4448878
	83	3.7L(225) 6CYL	GWCR-06A	4131243
	91-93	3.8L(232) 6CYL	GWCR-27A	4448878
	83-89	5.2L(318) 8CYL	GWCR-07A	3837641
GRAND VOYAGER	00	3.0L(181) 6CYL	GWM-40A	MD973940
	00	3.3L(201) 6CYL	GWCR-27A	5010898AA
IMPERIAL	90-91	3.3L(201) 6CYL	GWCR-27A	4448878
	91-93	3.8L(230) 6CYL	GWCR-27A	4448878
	83-84	5.2L(318) 8CYL	GWCR-07A	3837641
	59-65	6.7L(413), 6.8L(413) 8CYL	GWCR-20A	3780127
	66-75	7.2L(440) 8CYL	GWCR-20A	3780127
INTREPID	98-04	2.7L(167) 6 CYL	GWCR-40A	4663732
	98-01	3.2L(197) 6 CYL	GWCR-35A	4792195
	94-96	3.3L(201) 6CYL	GWCR-29A	5281175
	93-94	3.5L(215) 6 CYL	GWCR-31A	4556541
	95	3.5L(215) 6 CYL	GWCR-32A	4663296
	96	3.5L(215) 6 CYL	GWCR-29A	5281175
LASER	84-86	2.2L(135) 4CYL	GWCR-05A	4293898
	86	2.5L(153) 4CYL	GWCR-05A	4293898
LEBARON	82-88	2.2L(135) 4CYL	GWCR-05A	4293898
	89	2.2L(135) 4CYL	GWCR-26A	4387457
	90	2.2L(135) 4CYL	GWCR-28A	4483453
	86-88	2.5L(153) 4CYL	GWCR-05A	4293898
	89	2.5L(153) 4CYL	GWCR-26A	4387457
	90-93	2.5L(153) 4CYL	GWCR-28A	4483453
	82-85	2.6L(156) 4CYL	GWM-22A	MD025190
	90-95	3.0L(181) 6CYL	GWM-40A	MD980000
	78-81	3.7L(225) 6CYL	GWCR-06A	4131243
	77-81	5.2L(318) 8CYL	GWCR-07A	3837641
78-79	5.9L(360) 8CYL	GWCR-07A	3837641	
LHS	94	3.5L(215,F) 6CYL	GWCR-31A	4556541
	95-97	3.5L(215,F) 6CYL	GWCR-32A	4663296
	97	3.5L(215,F) 6CYL	GWCR-34A	4663296AB
	99-01	3.5L(215,G,) 6CYL	GWCR-35A	4792195
NEW YORKER	83-88	2.2L(135) 4CYL	GWCR-05A	4293898
	86-87	2.5L(153) 4CYL	GWCR-05A	4293898
	83-85	2.6L(156) 4CYL	GWM-22A	MD025190
	88-89	3.0L(181) 6CYL	GWM-40A	MD997244
	90	3.3L(201,T) 6CYL	GWM-40A	MD997244
	90-93	3.3L(201,R) 6CYL	GWCR-27A	4448878
	94	3.5L(215) 6CYL	GWCR-31A	4556541
	95-96	3.5L(215) 6CYL	GWCR-32A	4663296
	82	3.7L(225) 6CYL	GWCR-06A	4131243
	91-93	3.8L(230) 6CYL	GWCR-27A	4448878
	79-82	5.2L(318) 8CYL	GWCR-07A	3837641
	78-80	5.9L(360) 8CYL	GWCR-07A	3837641
	72-78	6.6L(400) 8CYL	GWCR-20A	3780127
	59-65	6.8L(413) 8CYL	GWCR-20A	3780127
	63	7.0L(426) 8CYL	GWCR-20A	3780127
	66-78	7.2L(440) 8CYL	GWCR-20A	3780127

CHRYSLER

CAR NAME	YEAR	MODEL / ENGINE / REMARK	GMB NO.	OEM NO.
NEWPORT	79-81	3.7L(225) 6CYL	GWCR-06A	4131243
	79-81	5.2L(318) 8CYL	GWCR-07A	3837641
	61-64	5.9L(360) 8CYL	GWCR-20A	3780127
	71-72	5.9L(360) 8CYL	GWCR-07A	3837641
	72-73	5.9L(360) 8CYL	GWCR-20A	3780127
	74-80	5.9L(360) 8CYL	GWCR-07A	3837641
	65-71	6.3L(383) 8CYL	GWCR-20A	3780127
	72-78	6.6L(400) 8CYL	GWCR-20A	3780127
	59-65	6.7L(413) 8CYL	GWCR-20A	3780127
	63	7.0L(426) 8CYL	GWCR-20A	3780127
	66-78	7.2L(440) 8CYL	GWCR-20A	3780127
PACIFICA	04-06	3.5L(215) 6CYL	GWCR-43A	4792968AD
	05-08	3.8L(230) 6CYL		4648952AB
	07-08	4.0L(241) 6CYL	GWCR-43A	4792968AD
PROWLER	01-02	3.5L(215) 6CYL	GWCR-35A	4792195
PT CRUISER	01-09	2.4L(148,B,X,9) 4CYL	GWCR-39A	4694307AB
	03-09	2.4L(148,E,G,S,8) 4CYL		4884159AA
	10	2.4L(148,9) 4CYL EDZ		
SARATOGA	59-60	6.3L(383) 8CYL	GWCR-20A	3780127
SEBRING	95-99	2.0L(122) 4CYL	GWCR-30A	4667660
	96	2.4L(148) 4CYL Hydraulic Tensioner	GWCR-33A	4621489
	96	2.4L(148) 4CYL Mechanical Tensioner	GWCR-39A	4694307
	97-06	2.4L(148,J,X) 4CYL	GWCR-39A	4694307
	01-05	2.4L(148,G) 4CYL	GWM-80A	MD976464
	07-10	2.4L(144) 4CYL		MN187244
	95-00	2.5L(152) 6CYL	GWM-51A	MD973025
	01-07	2.7L(167) 6CYL	GWCR-40A	4663732AC
	01-03	3.0L(181) 6CYL	GWM-51A	MD978743
	07-10	3.5L(215) 6CYL	GWCR-43A	4792968AD
TC BY MASERATI	90	2.2L(135) SOHC 4CYL	GWCR-28A	4483453
	90	2.2L(135) DOHC 4CYL	GWCR-05A	4323148
	89	2.2L(135) 4CYL	GWCR-26A	4387457
	90	2.2L(135) 4CYL	GWCR-05A	4323148
	90-91	3.0L(181) 6CYL	GWM-40A	MD997244
TOWN & COUNTRY	83-88	2.2L(135) 4CYL	GWCR-05A	4293898
	86-88	2.5L(153) 4CYL	GWCR-05A	4293898
	83-85	2.6L(156) 4CYL	GWM-22A	MD025190
	90-00	3.3L(201,G,R) 6CYL	GWCR-27A	4448878
	01-07	3.3L(201,G,R,3) 6CYL		4781157AA
	09-10	3.3L(201,E) 6CYL EGV		4648952AE
	94	3.5L(215) 6CYL	GWCR-31A	4556541
	95-96	3.5L(215) 6CYL	GWCR-32A	4663296
	78-81	3.7L(225) 6CYL	GWCR-06A	4131243
	94-00	3.8L(230) 6CYL	GWCR-27A	4448878
	01-07	3.8L(230) 6CYL		4781157AA
	08-10	3.8L(231) 6CYL		4648952AE
	08-10	4.0L(241) 6CYL	GWCR-43A	4792968AD
	78-81	5.2L(318) 8CYL	GWCR-07A	3837641
	61-64	5.9L(361) 8CYL	GWCR-20A	3780127
	78-79	5.9L(360) 8CYL	GWCR-07A	3837641
	59-71	6.3L(383) 8CYL	GWCR-20A	3780127
	72-77	6.6L(400) 8CYL	GWCR-20A	3780127
	59-65	6.7L(413) 8CYL	GWCR-20A	3780127
	63	7.0L(426) 8CYL	GWCR-20A	3780127
	66-77	7.2L(440) 8CYL	GWCR-20A	3780127

CHRYSLER

CAR NAME	YEAR	MODEL / ENGINE / REMARK	GMB NO.	OEM NO.
VOYAGER	00-03	2.4L(148) 4CYL	GWCR-39A	4694307AB
	00	3.0L(181) 6CYL	GWM-40A	MD973940
	00	3.3L(201) 6CYL	GWCR-27A	5010898AA
	01-03	3.3L(201) 6CYL		4781157AA
WINDSOR	59-61	6.3L(383) 8CYL	GWCR-20A	3780127
INDUSTRIAL ENGINE	36-54	H170/225,HA225 6CYL	GWCR-06A	3420050
		HB318,HT318 8CYL		3004991
		H383,HB383,HT413 8CYL		3004715
		H400/440 8CYL	GWCR-20A	2808680
		HA273		3004991
		HB426	GWCR-20A	2808680
CRYSLER(USA) DODGE				
2000 GTX	89-92	2.0L(122) 4CYL	GWM-45A	MD972053
330	63-64	3.7L(225) 6CYL	GWCR-06A	3420050
	63-64	5.9L(361) 8CYL	GWCR-07A	3837641
	64	6.3L(383) 8CYL	GWCR-20A	3780127
	63	6.7L(413) 8CYL	GWCR-20A	3780127
	63-64	7.0L(426) 8CYL	GWCR-20A	3780127
400	82-83	2.2L(135) 4CYL	GWCR-05A	4293898
	82-83	2.6L(156) 4CYL	GWM-22A	MD025190
440	63-64	3.7L(225) 6CYL	GWCR-06A	3420050
	63-64	5.9L(361) 8CYL	GWCR-07A	3837641
	64	6.3L(383) 8CYL	GWCR-20A	3780127
	63	6.7L(413) 8CYL	GWCR-20A	3780127
	63-64	7.0L(426) 8CYL	GWCR-20A	3780127
600	85-88	2.2L(135) 4CYL	GWCR-05A	4293898
	86-88	2.5L(153) 4CYL	GWCR-05A	4293898
	83-85	2.6L(156) 4CYL	GWM-22A	MD025190
880	63-64	5.2L(318) 8CYL	GWCR-07A	3837641
	63-64	5.9L(361) 8CYL	GWCR-20A	3780127
	63-64	6.3L(383) 8CYL	GWCR-20A	3780127
	63-64	6.7L(413) 8CYL	GWCR-20A	3780127
	63	6.8L(413) 8CYL	GWCR-20A	3780127
	63-64	7.0L(426) 8CYL	GWCR-20A	3780127
A100 TRUCK	64-69	2.8L(170) 6CYL	GWCR-06A	4131243
	70	3.2L(198) 6CYL	GWCR-06A	4131243
	64-70	3.7L(225) 6CYL	GWCR-06A	4131243
A100 VAN	67-69	2.8L(170) 6CYL	GWCR-06A	4131243
	67-69	3.7L(225) 6CYL	GWCR-06A	4131243
A108 VAN	70	3.2L(198) 6CYL	GWCR-06A	4131243
	70	3.7L(225) 6CYL	GWCR-06A	4131243
ARIES	81-84-88	2.2L(135) 4CYL	GWCR-05A	4293898
	89	2.2L(135) 4CYL	GWCR-26A	4387457
	81-89	2.5L(153) 4CYL	GWCR-05A	4293898
	81-85	2.6L(156) 4CYL	GWM-22A	MD025190
ASPEN	76-80	3.7L(225) 6CYL	GWCR-06A	4131243
	76-80	5.2L(318) 8CYL	GWCR-07A	3780109
	76-80	5.9L(360) 8CYL	GWCR-07A	3780109

CHRYSLER

CAR NAME	YEAR	MODEL / ENGINE / REMARK	GMB NO.	OEM NO.
AVENGER	95-99	2.0L(122) 4CYL	GWCR-30A	4667660
	08-10	2.4L(144) 4CYL		5047138AA
	95-00	2.5L(152) 6CYL	GWM-51A	MD973025
	08-10	2.7L(167) 6CYL		4892425AA
	08-10	3.5L(215) 6CYL	GWCR-43A	4792968AD
B100	71-73	3.2L(198) 6CYL	GWCR-06A	4131243
	71-80	3.7L(225) 6CYL	GWCR-06A	4131243
	71-80	5.2L(318) 8CYL	GWCR-07A	3837641
	71-78	5.9L(360) 8CYL	GWCR-07A	3837641
	74	7.2L(440) 8CYL	GWCR-20A	3780127
B150	81-87	3.7L(225) 6CYL	GWCR-06A	4131243
	88-91	3.9L(239) 6CYL	GWCR-07A	3837641
	92	3.9L(239) 6CYL	GWCR-37A	53008354
	93-94	3.9L(239) 6CYL	GWCR-36A	53020280
	81-91	5.2L(318) 8CYL	GWCR-07A	3837641
	92	5.2L(318) 8CYL	GWCR-37A	53008354
	93-94	5.2L(318) 8CYL	GWCR-36A	53021018AD
B1500	95-98	3.9L(239) 6CYL	GWCR-36A	53020280
	95-98	5.2L(318) 8CYL	GWCR-36A	53021018AD
	98	5.9L(360) 8CYL	GWCR-36A	53021018AD
CRYSLER(USA) DODGE				
B200	71-73	3.2L(198) 6CYL	GWCR-06A	4131243
	71-80	3.7L(225) 6CYL	GWCR-06A	4131243
	71-80	5.2L(318) 8CYL	GWCR-07A	3837641
	71-80	5.9L(360) 8CYL	GWCR-07A	4728533
	74-78	6.6L(400) 8CYL	GWCR-20A	3780127
	74-78	7.2L(440) 8CYL	GWCR-20A	3780127
B250	81-87	3.7L(225) 6CYL	GWCR-06A	4131243
	88-91	3.9L(239) 6CYL	GWCR-07A	3837641
	92	3.9L(239) 6CYL	GWCR-37A	53008354
	93-94	3.9L(239) 6CYL	GWCR-36A	53020280
	81-91	5.2L(318) 8CYL	GWCR-07A	3837641
	92	5.2L(318) 8CYL	GWCR-37A	53008354
	93-94	5.2L(318) 8CYL	GWCR-36A	53021018AD
	81-92	5.9L(360) 8CYL	GWCR-07A	4728533
93-94	5.9L(360) 8CYL	GWCR-36A	53021018AD	
B2500	95-97	3.9L(239) 6CYL	GWCR-36A	53020280
	95-98	5.2L(318) 8CYL	GWCR-36A	53021018AD
	95-98	5.9L(360) 8CYL	GWCR-36A	53021018AD
B300	71-80	3.7L(225) 6CYL	GWCR-06A	4131243
	71-80	5.2L(318) 8CYL	GWCR-07A	4728533
	71-80	5.9L(360) 8CYL	GWCR-07A	4728533
	71-74	6.6L(400) 8CYL	GWCR-07A	3837641
	76-78	6.6L(400) 8CYL	GWCR-20A	3780127
	74-78	7.2L(440) 8CYL	GWCR-20A	3780127
B350	81-91	5.2L(318) 8CYL	GWCR-07A	3837641
	92	5.2L(318) 8CYL	GWCR-37A	53008354
	93-94	5.2L(318) 8CYL	GWCR-36A	53021018AD
	81-92	5.9L(360) 8CYL	GWCR-07A	4728533
	93-94	5.9L(360) 8CYL	GWCR-36A	53021018AD
B3500	95-98	5.2L(318) 8CYL	GWCR-36A	53021018AD
	95-98	5.9L(360) 8CYL	GWCR-36A	53021018AD

CHRYSLER

CAR NAME	YEAR	MODEL / ENGINE / REMARK	GMB NO.	OEM NO.
CALIBER	07-09	1.8L(110) 4CYL		68046026AA
	07-10	2.0L(122) 4CYL		68046026AA
	07-10	2.4L(144) 4CYL		68046026AA
CARAVAN	84-87	2.2L(135) 4CYL	GWCR-05A	4293898
	96	2.4L(148) 4CYL	GWCR-33A	4621489
	96-07	2.4L(148) 4CYL	GWCR-39A	4694307
	88	2.5L(153) 4CYL	GWCR-05A	4293898
	89	2.5L(153) 4CYL	GWCR-26A	4387457
	90-95	2.5L(153) 4CYL	GWCR-28A	4483453
	84-87	2.6L(156) 4CYL	GWM-22A	MD025190
	87-00	3.0L(181) 6CYL	GWM-40A	MD997244
	90-00	3.3L(201) 6CYL	GWCR-27A	4448878
	01-07	3.3L(201) 6CYL		4781157AA
	96-99	3.8L(230) 6CYL	GWCR-27A	4448878
93-99	ELECTRIC			
CB300	74-79	3.7L(225) 6CYL	GWCR-06A	4131243
	74-80	5.2L(318) 8CYL	GWCR-07A	4728533
	74-80	5.9L(360) 8CYL	GWCR-07A	4728533
	76-78	6.6L(400) 8CYL	GWCR-20A	3780127
	77-79	7.2L(440) 8CYL	GWCR-20A	3780127
CHALLENGER RWD	76-83	2.0L(122),2.6L(156) 4CYL	GWM-13A	MD021490
	78-79	1.6L 4CYL	GWM-12A	MD009000
	76-77	1.6L 4CYL	GWM-01A	MD001300
CHALLENGER	78-79	1.6L(98) 4CYL	GWM-12A	MD009000
	78-83	2.6L(156) 4CYL	GWM-13A	MD021490
	70-71	3.2L(198) 6CYL	GWCR-06A	4131243
	09-10	3.5L(215) 6CYL	GWCR-43A	4792968AD
	70-72	3.7L(225) 6CYL	GWCR-06A	4131243
	70-75	5.2L(318) 8CYL	GWCR-07A	4728533
	70-73	5.6L(340) 8CYL	GWCR-07A	3837641
	09-10	5.7L(345) 8CYL		53022095AF
	71-74	5.9L(360) 8CYL	GWCR-07A	4728533
	08-10	6.1L(370) 8CYL	GWCR-42A	4792838AB
	70-71	6.3L(383) 8CYL	GWCR-20A	3780127
	72-74	6.6L(400) 8CYL	GWCR-07A	4728533
	70-71	7.0L(426) 8CYL	GWCR-20A	3780127
72	7.2L(440) 8CYL	GWCR-07A	4728533	
CHARGER	83-86	1.6L(98) 4CYL		4173703
	83-87	2.2L(135) 4CYL	GWCR-05A	4293898
	06-07	2.7L(167) 6CYL	GWCR-40A	4663732AC
	08-10	2.7L(167) 6CYL		4892425AA
	06-10	3.5L(215) 6CYL	GWCR-43A	4792968AD
	68-76	3.7L(225) 6CYL	GWCR-06A	4131243
	70-78	5.2L(318) 8CYL	GWCR-07A	3837641
	71-73	5.6L(340) 8CYL	GWCR-07A	3837641
	06-08	5.7L(345) 8CYL	GWCR-42A	4792838AA
	09	5.7L(345) 8CYL		53022095AD
	72-78	5.9L(360) 8CYL	GWCR-07A	3837641
	06-10	6.1L(370) 8CYL		4792838AB
	66-71	6.3L(383) 8CYL	GWCR-20A	3780127
	73-78	6.6L(400) 8CYL	GWCR-20A	3780127
	66-71	7.0L(426) 8CYL	GWCR-20A	3780127
	66-74	7.2L(440) 8CYL	GWCR-20A	3780127

CHRYSLER

CAR NAME	YEAR	MODEL / ENGINE / REMARK	GMB NO.	OEM NO.
COLT FWD	79-80	1.4L(1410cc) 4CYL	GWM-14A	MD030751
	81-84	1.4L(1410cc) 4CYL	GWM-17A	MD997076
	85-94	1.5L(1468cc) 4CYL	GWM-17A	MD997076
	79-80	1.6L(1595cc) 4CYL		MD008431
	81-88	1.6L(1595cc) 4CYL	GWM-19A	MD997078
	89-90	1.6L(1595cc) 4CYL (Hatchback)	GWM-53A	MD997418
	89-90	1.6L(1595cc) 4CYL (Wagon)	GWM-19A	MD997078
	89-90	1.8L(1755cc) 4CYL	GWM-19A	MD997078
	93	1.8L(1834cc) 4CYL	GWM-47A	MD179030
	94	1.8L(1834cc) 4CYL	GWM-47A	MD300799
COLT RWD	71-77	1.6L(1595cc) 4CYL	GWM-01A	MD001300
	78	1.6L(1595cc) 4CYL	GWM-12A	MD009000
	74-75	2.0L(1997cc) 4CYL		MD021450
	76-77	2.0L(1997cc) 4CYL	GWM-13A	MD021490
	78-80	2.0L(1997cc) 4CYL (Wagon)	GWM-13A	MD021490
	78-80	2.6L(2555cc) 4CYL (Wagon)	GWM-13A	MD021490
COLT VISTA	92-93	1.8L(1834cc) 4CYL	GWM-47A	MD179030
	94	1.8L(1834cc) 4CYL	GWM-47A	MD300799
	84-91	2.0L(1997cc) 4CYL	GWM-27A	MD997614
	92	2.4L(2351cc) 4CYL	GWM-45A	MD997622
	93-94	2.4L(2351cc) 4CYL	GWM-48A	MD972050
CONQUEST	84-86	2.6L(156) 4CYL	GWM-13A	MD997149
CORONET	65-76	3.7L(225) 6CYL	GWCR-06A	4131243
	70-76	5.2L(318) 8CYL	GWCR-07A	3837641
	70	5.6L(340) 8CYL	GWCR-20A	3780127
	71-73	5.6L(340) 8CYL	GWCR-07A	3837641
	58	5.7L(350) 8CYL	GWCR-20A	3780127
	71-76	5.9L(360) 8CYL	GWCR-07A	3837641
	65-71	6.3L(383) 8CYL	GWCR-20A	3780127
	72-76	6.6L(400) 8CYL	GWCR-20A	3780127
	65	6.7L(413) 8CYL	GWCR-20A	3780127
	65	6.8L(413) 8CYL	GWCR-20A	3780127
	65-71	7.0L(426) 8CYL	GWCR-20A	3780127
	66-76	7.2L(440) 8CYL	GWCR-20A	3780127
CUSTOM	62-65	5.2L(318) 8CYL	GWCR-07A	3837641
	59-64	5.9L(361) 8CYL	GWCR-07A	3837641
	59-65	6.3L(383) 8CYL	GWCR-20A	3780127
	63-65	6.7L(413) 8CYL	GWCR-20A	3780127
	63-65	7.0L(426) 8CYL	GWCR-20A	3780127
D100	61-65	2.8L(170) 6CYL	GWCR-06A	4131243
	70-73	3.2L(198) 6CYL	GWCR-06A	4131243
	60-79	3.7L(225) 6CYL	GWCR-06A	4131243
	86-87	3.7L(225) 6CYL	GWCR-06A	4131243
	88-89	3.9L(239) 6CYL	GWCR-07A	3837641
	78-79	4.0L(243) 6CYL	GWCR-07A	3837641
	70-79	5.2L(318) 8CYL	GWCR-07A	3837641
	86-89	5.2L(318) 8CYL	GWCR-07A	3837641
	71-79	5.9L(360) 8CYL	GWCR-07A	4728533
	86-88	5.9L(360) 8CYL	GWCR-07A	4728533
	63-71	6.3L(383) 8CYL	GWCR-20A	3780127
	71-78	6.6L(400) 8CYL	GWCR-20A	3780127
	73-78	7.2L(440) 8CYL	GWCR-20A	3780127

CHRYSLER

CAR NAME	YEAR	MODEL / ENGINE / REMARK	GMB NO.	OEM NO.
D150	77-87	3.7L(225) 6CYL	GWCR-06A	4131243
	88-91	3.9L(239) 6CYL	GWCR-07A	3837641
	92	3.9L(239) 6CYL	GWCR-37A	53008354
	93	3.9L(239) 6CYL	GWCR-36A	53020280
	78-80	4.0L(243) 6CYL	GWCR-07A	3837641
	77-91	5.2L(318) 8CYL	GWCR-07A	3837641
	92	5.2L(318) 8CYL	GWCR-37A	53008354
	93	5.2L(318) 8CYL	GWCR-36A	53021018AD
	77-91	5.9L(360) 8CYL	GWCR-07A	4728533
	93	5.9L(360) 8CYL	GWCR-36A	53021018AD
	77-78	6.6L(400) 8CYL	GWCR-20A	3780127
78	7.2L(440) 8CYL	GWCR-20A	3780127	
D200	60-80	3.7L(225) 6CYL	GWCR-06A	4131243
	78	4.0L(243) 6CYL	GWCR-07A	3837641
	71-80	5.2L(318) 8CYL	GWCR-07A	3837641
	71-80	5.9L(360) 8CYL	GWCR-07A	4728533
	70-71	6.3L(383) 8CYL	GWCR-20A	3780127
	71-78	6.6L(400) 8CYL	GWCR-20A	3780127
	73-78	7.2L(440) 8CYL	GWCR-20A	3780127
D250	81-87	3.7L(225) 6CYL	GWCR-06A	4131243
	88-91	3.9L(239) 6CYL	GWCR-07A	3837641
	92	3.9L(239) 6CYL	GWCR-37A	53008354
	93	3.9L(239) 6CYL	GWCR-36A	53020280
	81-91	5.2L(318) 8CYL	GWCR-07A	3837641
	92	5.2L(318) 8CYL	GWCR-37A	53008354
	93	5.2L(318) 8CYL	GWCR-36A	53021018AD
	81-92	5.9L(360) 8CYL	GWCR-07A	4728533
	93	5.9L(360) 8CYL	GWCR-36A	53021018AD
89-93	5.9L(359) 8CYL Diesel	GWCR-38A	R5003665AA	
D300	60-78	3.7L(225) 6CYL	GWCR-06A	4131243
	70-80	5.2L(318) 8CYL	GWCR-07A	3837641
	71-80	5.9L(360) 8CYL	GWCR-07A	4728533
	63-71	6.3L(383) 8CYL	GWCR-20A	3780127
	71-78	6.6L(400) 8CYL	GWCR-20A	3780127
	72-78	7.2L(440) 8CYL	GWCR-07A	4728533
D350	81-83	5.2L(318) 8CYL	GWCR-07A	3837641
	81-92	5.9L(360) 8CYL	GWCR-07A	4728533
	93	5.9L(360) 8CYL	GWCR-36A	53021018AD
	89-93	5.9L(359) 8CYL Diesel	GWCR-38A	R5003665AA
D400	78-81	5.9L(360) 8CYL	GWCR-07A	4728533
	78	7.2L(440) 8CYL	GWCR-20A	3780127
D450	78-81	5.9L(360) 8CYL	GWCR-07A	4728533
	78	7.2L(440) 8CYL	GWCR-20A	3780127
D50	79-82	2.0L(122) 4CYL	GWM-13A	MD997149
	79-82	2.6L(156) 4CYL	GWM-13A	MD997149
DAKOTA	87-88	2.2L(135) 4CYL	GWCR-05A	4293898
	89	2.5L(153,G) 4CYL	GWCR-26A	4387457
	90-95	2.5L(153,G) 4CYL	GWCR-28A	4483453
	96-02	2.5L(153,P) 4CYL	GWAM-09A	4626054
	04-10	3.7L(226) 6CYL	GWCR-41A	53021187AA
	87-91	3.9L(239) 6CYL	GWCR-07A	3837641
	92	3.9L(239) 6CYL	GWCR-37A	53008354
	93-03	3.9L(239) 6CYL	GWCR-36A	53020280
	00-10	4.7L(287) 8CYL	GWCR-41A	53021187AA
89	5.2L(318) 8CYL	GWCR-07A	3837641	

CHRYSLER

CAR NAME	YEAR	MODEL / ENGINE / REMARK	GMB NO.	OEM NO.
DAKOTA	90-91	5.2L(318) 8CYL		4483754
	92	5.2L(318) 8CYL	GWCR-37A	53008354
	93-99	5.2L(318) 8CYL	GWCR-36A	53021018AD
	98-03	5.9L(360) 8CYL	GWCR-36A	53021018AD
DART	60-76	2.8L(170) 6CYL	GWCR-06A	3420050
	70-74	3.2L(198) 6CYL	GWCR-06A	4131243
	60-76	3.7L(225) 6CYL	GWCR-06A	3420050
	70-76	5.2L(318) 8CYL	GWCR-07A	3837641
	70-73	5.6L(340) 8CYL	GWCR-07A	3837641
	60-76	5.9L(360) 8CYL	GWCR-07A	3780109
	60-69	6.3L(383) 8CYL	GWCR-20A	2808680
	63-65	6.7L(413) 8CYL	GWCR-20A	2808680
61-65	6.8L(413) 8CYL	GWCR-20A	3004991	
DAYTONA	84-88	2.2L(135) 4CYL	GWCR-05A	4293898
	89	2.2L(135) 4CYL	GWCR-26A	4387457
	90	2.2L(135) 4CYL	GWCR-28A	4483453
	92-93	2.2L(135) 4CYL		4626682
	86-88	2.5L(153) 4CYL	GWCR-05A	4293898
	89	2.5L(153) 4CYL	GWCR-26A	4387457
	90-93	2.5L(153) 4CYL	GWCR-28A	4621172
	90-93	3.0L(181) 6CYL	GWM-40A	MD997244
DIPLOMAT	78-83	3.7L(225) 6CYL	GWCR-06A	3420050
	77-89	5.2L(318) 8CYL	GWCR-07A	3837641
	77-79	5.9L(360) 8CYL	GWCR-07A	3780109
DURANGO	04-09	3.7L(226) 6CYL	GWCR-41A	53021187AA
	98-99	3.9L(239) 6CYL	GWCR-36A	53021018AB
	98-99	4.7L(285) 8CYL	GWCR-36A	53021018AB
	00	4.7L(285) 8CYL	GWCR-36A	53021018AB
	00-09	4.7L(287) 8CYL	GWCR-41A	53021187AA
	98-00	5.2L(318) 8CYL	GWCR-36A	53021018AD
	04-08	5.7L(345,D,2) 8CYL		53021380AK
	09	5.7L(345,T) 8CYL Gas		53022192AF
98-03	5.9L(360) 8CYL	GWCR-36A	53021018AD	
DYNASTY	88	2.5L(153) 4CYL	GWCR-05A	4293898
	89	2.5L(153) 4CYL	GWCR-26A	4387457
	90-93	2.5L(153) 4CYL	GWCR-28A	4483453
	88-93	3.0L(181) 6CYL	GWM-40A	MD997244
	90-93	3.3L(201) 6CYL	GWCR-27A	4448878
CRYSLER(USA) DODGE				
GRAND CARAVAN	96	2.4L(148) 4CYL Hydraulic Tensioner	GWCR-33A	4621489
	96	2.4L(148) 4CYL Hydraulic Tensioner	GWCR-39A	4694307
	97	2.4L(148) 4CYL	GWCR-39A	4694307
	88	2.5L(153) 4CYL	GWCR-05A	4293898
	88-00	3.0L(181) 6CYL	GWM-40A	MD980000
	90-00	3.3L(201) 6CYL	GWCR-27A	4448878
	01-07	3.3L(201) 6CYL		4781157AA
	08-10	3.3L(201) 6CYL		4648952AE
	94-00	3.8L(230) 6CYL	GWCR-27A	4448878
	01-07	3.8L(230) 6CYL		4781157AA
	08-10	3.8L(230) 6CYL		4648952AE
	08-10	4.0L(241) 6CYL	GWCR-43A	4792968AD
INTREPID	98-04	2.7L(167) 6CYL	GWCR-40A	4663732
	98-01	3.2L(197) 6CYL	GWCR-35A	4792195
	93-97	3.3L(201) 6CYL	GWCR-29A	5281175
	93-94	3.5L(215) 6CYL	GWCR-31A	4556541
	95-97	3.5L(215) 6CYL	GWCR-32A	4663296

CHRYSLER

CAR NAME	YEAR	MODEL / ENGINE / REMARK	GMB NO.	OEM NO.
INTREPID	97	3.5L(215) 6CYL	GWCR-34A	4663296AB
	00-04	3.5L(215) 6CYL	GWCR-35A	4792195
JOURNEY	09-10	2.4L(144) 4CYL		5047138AB
	09-10	3.5L(215) 6CYL	GWCR-43A	4792968AD
LANCER	85-88	2.2L(135) 4CYL	GWCR-05A	4293898
	89	2.2L(135) 4CYL	GWCR-26A	4387457
	86-88	2.5L(153) 4CYL	GWCR-05A	4293898
	89	2.5L(153) 4CYL	GWCR-26A	4387457
	61-62	2.8L(170) 6CYL	GWCR-06A	4131243
	61-62	3.7L(225) 6CYL	GWCR-06A	4131243
MAGNUM	05-07	2.7L(167) 6CYL	GWCR-40A	4663732AC
	08	2.7L(167) 6CYL		4892425AA
	05-08	3.5L(215) 6CYL	GWCR-43A	4792968AD
	78-79	5.2L(318) 8CYL	GWCR-07A	3837641
	05-08	5.7L(345) 8CYL	GWCR-42A	4792838AA
	78-79	5.9L(360) 8CYL	GWCR-07A	3837641
	06-08	6.1L(370) 8CYL	GWCR-42A	4792838AA
	78	6.6L(400) 8CYL	GWCR-20A	3780127
MATADOR	60	5.2L(318) 8CYL	GWCR-07A	3837641
	60	5.9L(361) 8CYL	GWCR-20A	2808681
	60	6.3L(383) 8CYL	GWCR-20A	2808681
MINI RAM	84-87	2.2L(135) 4CYL	GWCR-05A	4293898
	87-88	2.5L(153) 4CYL	GWCR-05A	4293898
	84-87	2.6L(156) 4CYL	GWM-22A	MD025190
	87-88	3.0L(181) 6CYL	GWM-40A	MD997244
MIRADA	80-83	3.7L(225) 6CYL	GWCR-06A	4131243
	80-83	5.2L(318) 8CYL	GWCR-07A	3837641
	80	5.9L(360) 8CYL	GWCR-07A	3837641
MONACO	90-91	3.0L(182) 6CYL Z7X-711 Eng		T1464552
	91-92	3.0L(182) 6CYL Z7X-715 Eng		J1466241
	77-78	3.7L(225) 6CYL	GWCR-06A	4131243
	70-78	5.2L(318) 8CYL	GWCR-07A	3837641
	71-78	5.9L(360) 8CYL	GWCR-07A	3837641
	65-71	6.3L(383) 8CYL	GWCR-20A	2808681
	72-78	6.6L(400) 8CYL	GWCR-20A	3780127
	65	6.7L(413) 8CYL	GWCR-20A	2808681
	65-66	7.0L(426) 8CYL	GWCR-20A	2808681
	66-78	7.2L(440) 8CYL	GWCR-20A	
NEON	95-05	2.0L(122) 4CYL	GWCR-30A	4667660
	03-05	2.4L(148) 4CYL		4884159AA
NITRO	07-10	3.7L(226) 6CYL	GWCR-41A	53022189AB
	07-10	4.0L(241) 6CYL	GWCR-43A	4792968AD
OMNI	83-86	1.6L(98) 4CYL		4173703
	78-83	1.7L(105) 4CYL		5214490
	81-88	2.2L(135) 4CYL	GWCR-05A	4293898
	89	2.2L(135) 4CYL	GWCR-26A	4387457
	90	2.2L(135) 4CYL	GWCR-28A	4483453
P100	68	3.7L(225) 6CYL	GWCR-06A	4131243
P200	67-72	3.7L(225) 6CYL	GWCR-06A	4131243

CHRYSLER

CAR NAME	YEAR	MODEL / ENGINE / REMARK	GMB NO.	OEM NO.
P300	67-72	3.7L(225) 6CYL	GWCR-06A	4131243
	59	5.2L(318) 8CYL	GWCR-07A	4728533
P310	59	3.8L(230) 6CYL	GWCR-07A	4728533
	59	5.2L(318) 8CYL	GWCR-07A	4728533
P320	59	5.2L(318) 8CYL	GWCR-07A	4728533
P410	59	5.2L(318) 8CYL	GWCR-07A	4728533
P420	59	5.2L(318) 8CYL	GWCR-07A	4728533
P450	59	5.2L(318) 8CYL	GWCR-07A	4728533
POLARA	63-64	2.8L(170) 6CYL	GWCR-06A	4131243
	63-73	3.7L(225) 6CYL	GWCR-06A	4131243
	70-73	5.2L(318) 8CYL	GWCR-07A	4728533
	72-73	5.6L(340) 8CYL	GWCR-07A	3837641
	60-64	5.9L(360) 8CYL	GWCR-20A	2808681
	71-73	5.9L(360) 8CYL	GWCR-07A	3837641
	60-71	6.3L(383) 8CYL	GWCR-20A	2808681
	72-73	6.6L(400) 8CYL	GWCR-20A	3780127
	61-65	6.7L(413) 8CYL	GWCR-20A	2808681
	63	6.8L(413) 8CYL	GWCR-20A	2808681
	63-67	7.0L(426) 8CYL	GWCR-20A	2808681
66-73	7.2L(440) 8CYL	GWCR-20A	2808681	
POWER RAM 50	83	2.0L(1997cc) 4CYL	GWM-23A	MD997079
	84	2.0L(1995cc) 4CYL Diesel	GWM-23A	MD997079
	83-85	2.3L(2346cc) 4CYL Diesel	GWM-39A	MD997150
	83-86	2.6L(156) 4CYL	GWM-37A	MD997178
RAIDER	87-89	2.6L(156) 4CYL	GWM-37A	MD997178
	89	3.0L(181) 6CYL	GWM-40A	MD997515
RAM 1500	02-10	3.7L(226) 6CYL	GWCR-41A	53021187AA
	94-01	3.9L(239) 6CYL	GWCR-36A	53020280
	04-10	4.7L(287) 8CYL	GWCR-41A	53021187AA
	94-01	5.2L(318) 8CYL	GWCR-36A	53021018AD
	04-08	5.7L(345) 8CYL		53021380AK
	09-10	5.7L(345) 8CYL		53022192AF
	94-03	5.9L(360) 8CYL	GWCR-36A	53021018AD
	04-06	8.3L(505) 10CYL		5037164AC
RAM 1500 PICKUP	02-03	3.7L(226) 6CYL	GWCR-41A	53021187AA
	99-01	3.9L(239) 6CYL	GWCR-36A	53021018AB
	02-03	4.7L(287) 8CYL	GWCR-41A	53021187AA
	99-01	5.2L(318) 8CYL	GWCR-36A	53021018AD
	03	5.7L(345) 8CYL		53021380AG
	99-03	5.9L(360) 8CYL	GWCR-36A	53021018AD
RAM 1500 VAN	99-03	3.9L(239) 6CYL	GWCR-36A	53021018AC
	99-03	5.2L(318) 8CYL	GWCR-36A	53021018AD
	99-03	5.9L(360) 8CYL	GWCR-36A	53021018AD
RAM 2500	94-96	5.2L(318) 8CYL	GWCR-36A	53021018AD
	04-08	5.7L(345) 8CYL		53021380AK
	09-10	5.7L(345) 8CYL		53022192AF
	94-02	5.9L(360) 8CYL	GWCR-36A	53021018AD
	94-97	5.9L(359) 6CYL Diesel	GWCR-38A	R5003665AA
	98	5.9L(359,D) 6CYL Diesel	GWCR-38A	R5003665AA
	98	5.9L(359,6) 6CYL Diesel		5010964AB
	04-09	5.9L(359) 6CYL Diesel		5010964AB

CHRYSLER

CAR NAME	YEAR	MODEL / ENGINE / REMARK	GMB NO.	OEM NO.
RAM 2500	09	5.9L(359,7) 6CYL Diesel		53022192AE
	07-10	6.7L(408) 6CYL		68003402AA
	94-98	8.0L(488) 10CYL		53005877
RAM 2500 PICKUP	03	5.7L(345) 8CYL		53021380AG
	99-02	5.9L(360,Z) 8CYL	GWCR-36A	53021018AD
	99-03	5.9L(359) 6CYL Diesel		5010964AB
	99-03	8.0L(488) 10CYL		53021074AC
RAM 2500 VAN	01	3.9L(239) 6CYL	GWCR-36A	53021018AC
	99-03	5.2L(318) 8CYL	GWCR-36A	53021018AD
	99-03	5.9L(360,Z) 8CYL	GWCR-36A	53021018AD
RAM 3500	04-08	5.7L(345,D) 8CYL		53021380AK
	09	5.7L(345,T) 8CYL		53022192AF
	94-02	5.9L(360,5,Z) 8CYL	GWCR-36A	53021018AD
	94-98	5.9L(359,C,D) 6CYL Diesel	GWCR-38A	R5003665AA
	98-09	5.9L(359,C,6,7) 6CYL Diesel		5010964AB
	09	5.9L(359,7) 6CYL Diesel		53022192AE
	10	5.9L(359,7) 6CYL Diesel		68003402AA
	07-10	6.7L(408,A,L) 6CYL Diesel		68003402AA
94-98	8.0L(488) 10CYL		53005877	
RAM 3500 PICKUP	03	5.7L(345) 8CYL		53021380AG
	99-02	5.9L(360,5,Z) 8CYL	GWCR-36A	53021018AD
	99-03	5.9L(359,C,6,7) 6CYL Diesel		5010964AB
	99-03	8.0L(488) 10CYL		53021074AC
RAM 3500 VAN	99-03	5.2L(318) 8CYL	GWCR-36A	53021018AD
	99-03	5.9L(360) 8CYL	GWCR-36A	53021018AD
RAM 50	83-89	2.0L(122) 4CYL	GWM-23A	MD997079
	83-85	2.3L(143) Diesel 4CYL	GWM-39A	MD997150
	90-93	2.4L(2351cc) 4CYL	GWM-23A	MD997079
	83-84	2.6L(156) 4CYL	GWM-37A	MD997178
	85	2.6L(156) 4CYL To 01/85	GWM-23A	MD997079
	85-89	2.6L(156) 4CYL From 01/85	GWM-37A	MD997178
90-91	3.0L(181) 6CYL	GWM-40A	MD997634	
RAMCHARGER	74-80	3.7L(225) 6CYL	GWCR-06A	4131243
	74-91	5.2L(318) 8CYL	GWCR-07A	3837641
	92	5.2L(318) 8CYL	GWCR-37A	53008354
	93	5.2L(318) 8CYL	GWCR-36A	53021018AD
	74-92	5.9L(360) 8CYL	GWCR-07A	4728533
	93	5.9L(360) 8CYL	GWCR-36A	53021018AD
	74-78	6.6L(400) 8CYL	GWCR-20A	3780127
74-78	7.2L(440) 8CYL	GWCR-20A	2808681	
RAMPAGE	82-84	2.2L(135) 4CYL	GWCR-05A	4293898
RD200	78-80	5.2L(318) 8CYL	GWCR-07A	3837641
	78-80	5.9L(360) 8CYL	GWCR-07A	4728533
ROYAL	58	5.7L(350) 8CYL	GWCR-20A	2808681
	58	5.9L(361) 8CYL	GWCR-07A	3837641
	59	5.9L(361) 8CYL	GWCR-07A	3837641
	59	6.3L(383) 8CYL	GWCR-20A	2808681
ROYAL MINI RAM	84-87	2.2L(135) 4CYL	GWCR-05A	4293898
	84-87	2.6L(156) 4CYL	GWM-22A	MD025190
	87	3.0L(181) 6CYL	GWM-40A	MD997244

CHRYSLER

CAR NAME	YEAR	MODEL / ENGINE / REMARK	GMB NO.	OEM NO.
ROYAL MONACO	75-77	5.2L(318) 8CYL	GWCR-07A	3837641
	75-77	5.9L(360) 8CYL	GWCR-07A	3837641
	75-77	6.6L(400) 8CYL	GWCR-20A	3780127
	75-77	7.2L(440) 8CYL	GWCR-20A	2808681
SHADOW	87-88	2.2L(135) 4CYL	GWCR-05A	4293898
	89	2.2L(135) 4CYL	GWCR-26A	4387457
	90-94	2.2L(135) 4CYL	GWCR-28A	4483453
	88	2.5L(153) 4CYL	GWCR-05A	4293898
	89	2.5L(153) 4CYL	GWCR-26A	4387457
	90-94	2.5L(153) 4CYL	GWCR-28A	4483453
	92-94	3.0L(181) 6CYL	GWM-40A	MD980000
SIERRA	58-59	5.3L(325) 8CYL	GWCR-07A	3837641
	58	5.7L(350) 8CYL	GWCR-07A	3837641
	58-59	5.9L(361) 8CYL	GWCR-07A	3837641
	59	6.3L(383) 8CYL	GWCR-20A	2808681
SPIRIT	91-92	2.2L(135) 4CYL		4626682
	89	2.5L(153) 4CYL	GWCR-26A	4387457
	90-95	2.5L(153) 4CYL	GWCR-28A	4483453
	89-95	3.0L(181) 6CYL	GWM-40A	MD997244
STEALTH	91-96	3.0L(181) 6CYL SOHC	GWM-40A	MD997244
	91-96	3.0L(181) 6CYL DOHC	GWM-50A	MD997643
STRATUS	95-00	2.0L(122) 4CYL	GWCR-30A	4667660
	95	2.4L(148) 4CYL	GWCR-33A	4621489
	96	2.4L(148) 4CYL Hydraulic Tensioner	GWCR-33A	4621489
	96	2.4L(148) 4CYL Mechanical Tensioner	GWCR-39A	4694307
	97-06	2.4L(148) 4CYL (2429cc)	GWCR-39A	4694307
	01-05	2.4L(2351cc) 4CYL	GWM-80A	MD976464
	95-00	2.5L(152) 6CYL	GWM-51A	MD973025
	01-06	2.7L(167) 6CYL	GWCR-40A	4663732
	01-05	3.0L(181) 6CYL	GWM-51A	MD977705
ST. REGIS	79-81	3.7L(225) 6CYL	GWCR-06A	4131243
	79-81	5.2L(318) 8CYL	GWCR-07A	3837641
	79-80	5.9L(361) 8CYL	GWCR-07A	3837641
SUBURBAN	58	5.3L(325) 8CYL	GWCR-07A	3837641
	58	5.7L(350) 8CYL	GWCR-07A	3837641
	58	5.9L(361) 8CYL	GWCR-07A	3837641
SX 2.0	03-05	2.0L(122) 4 CYL	GWCR-30A	4667660
TRUCK	60	2.8L((170) 6CYL	GWCR-06A	4131243
	59	5.2L(318) 8CYL	GWCR-07A	3837641
VIPER	92-96	8.0L(488) 10CYL		5245720
W100	60-77	3.7L(225) 6CYL	GWCR-06A	4131243
	86-87	3.7L(225) 6CYL	GWCR-06A	4131243
	89-91	3.9L(239) 6CYL	GWCR-07A	3837641
	92	3.9L(239) 6CYL	GWCR-37A	53008354
	93	3.9L(239) 6CYL	GWCR-36A	53021018AD
	71-77	5.2L(318) 8CYL	GWCR-07A	3837641
	86-91	5.2L(318) 8CYL	GWCR-07A	3837641
	92	5.2L(318) 8CYL	GWCR-37A	53008354
	93	5.2L(318) 8CYL	GWCR-36A	53021018AD
	72-77	5.9L(360) 8CYL	GWCR-07A	4728533
	86-91	5.9L(360) 8CYL	GWCR-07A	4728533
	93	5.9L(360) 8CYL	GWCR-36A	53021018AD

CHRYSLER

CAR NAME	YEAR	MODEL / ENGINE / REMARK	GMB NO.	OEM NO.
W100	63-71	6.3L(383) 8CYL	GWCR-20A	2808681
	71-77	6.6L(400) 8CYL	GWCR-20A	3780127
	74-77	7.2L(440) 8CYL	GWCR-20A	2808681
W150	78-84	3.7L(225) 6CYL	GWCR-06A	4131243
	85-87	3.7L(225) 6CYL	GWCR-06A	4131243
	89-91	3.9L(239) 6CYL	GWCR-07A	3837641
	92	3.9L(239) 6CYL	GWCR-37A	53008354
	93	3.9L(239) 6CYL	GWCR-36A	53020280
	78-79	4.0L(243) 6CYL	GWCR-07A	3837641
	77-91	5.2L(318) 8CYL	GWCR-07A	3837641
	92	5.2L(318) 8CYL	GWCR-37A	53008354
	93	5.2L(318) 8CYL	GWCR-36A	53021018AD
	77-81	5.9L(360) 8CYL	GWCR-07A	4728533
	85-91	5.9L(360) 8CYL	GWCR-07A	4728533
	93	5.9L(360) 8CYL	GWCR-36A	53021018AD
	77-78	6.6L(400) 8CYL	GWCR-20A	3780127
78	7.2L(440) 8CYL	GWCR-20A	2808681	
W200	60-77	3.7L(225) 6CYL	GWCR-06A	4131243
	78-79	4.0L(243) 6CYL	GWCR-07A	3837641
	70-79	5.2L(318) 8CYL	GWCR-07A	3837641
	71-79	5.9L(360) 8CYL	GWCR-07A	4728533
	63-71	6.3L(383) 8CYL	GWCR-20A	2808681
	72-73	6.6L(400) 8CYL	GWCR-07A	4728533
	76-78	6.6L(400) 8CYL	GWCR-20A	2808681
	74-78	7.2L(440) 8CYL	GWCR-20A	2808681
W250	85-91	5.2L(318) 8CYL	GWCR-07A	3837641
	92	5.2L(318) 8CYL	GWCR-37A	53008354
	93	5.2L(318) 8CYL	GWCR-36A	53021018AD
	85-92	5.9L(360) 8CYL	GWCR-07A	4728533
	89-93	5.9L(359) 6CYL Diesel	GWCR-38A	R5003665AA
	93	5.9L(360) 8CYL	GWCR-36A	53021018AD
W300	63-75	3.7L(225) 6CYL	GWCR-06A	4131243
	70-75	5.2L(318) 8CYL	GWCR-07A	3837641
	71-75	5.9L(360) 8CYL	GWCR-07A	4728533
	63-71	6.3L(383) 8CYL	GWCR-20A	2808681
	71-75	6.6L(400) 8CYL	GWCR-07A	4728533
	72-74	7.2L(440) 8CYL	GWCR-07A	4728533
	75-78	7.2L(440) 8CYL	GWCR-20A	2808681
	W350	85-92	5.9L(360) 8CYL	GWCR-07A
89-93		5.9L(359) 6CYL Diesel	GWCR-38A	R5003665AA
93		5.9L(360) 8CYL	GWCR-36A	53021018AD
CHRYSLER(USA) PLYMOUTH				
ACCLAIM	89	2.5L(153) 4CYL	GWCR-26A	4387457
	90-95	2.5L(153) 4CYL	GWCR-28A	4483453
	89-95	3.0L(181) 6CYL	GWM-40A	MD997244
ARROW	71-77	1.6L(98) 4CYL	GWM-01A	MD001300
	78-79	1.6L(98) 4CYL	GWM-12A	MD009000
	76-79	2.0L(122) 4CYL	GWM-13A	MD021490
	79	2.6L(156) 4CYL	GWM-13A	MD021490
BARRACUDA	64-66	2.8L(170) 6CYL	GWCR-06A	3420050
	70-71	3.2L(198) 6CYL	GWCR-06A	4131243
	64-72	3.7L(225) 6CYL	GWCR-06A	3420050
	70-75	5.2L(318) 8CYL	GWCR-07A	3837641
	70-75	5.6L(340) 8CYL	GWCR-07A	3837641
	71-74	5.9L(360) 8CYL	GWCR-07A	3837641

CHRYSLER

CAR NAME	YEAR	MODEL / ENGINE / REMARK	GMB NO.	OEM NO.
BARRACUDA	67-71	6.3L(383) 8CYL	GWCR-20A	2808681
	70-71	7.0L(426) 8CYL	GWCR-20A	3780127
	70-72	7.2L(440) 8CYL	GWCR-07A	3837641
BELVEDERE	60-70	3.7L(225) 6CYL	GWCR-06A	3420050
	70	5.2L(318) 8CYL	GWCR-07A	3837641
	58	5.7L(350) 8CYL	GWCR-20A	2808681
	59-62	5.9L(361) 8CYL	GWCR-20A	2808681
	60-70	6.3L(383) 8CYL	GWCR-20A	2808681
	61-64	6.7L(413) 8CYL	GWCR-20A	2808681
	63-70	7.0L(426) 8CYL	GWCR-20A	2808681
	66-67	7.2L(440) 8CYL	GWCR-20A	2808681
	70	7.2L(440) 8CYL	GWCR-07A	3837641
BELVEDERE II	65-67	3.7L(225) 6CYL	GWCR-06A	3420050
	66	5.9L(361) 8CYL	GWCR-20A	2808681
	65-67	6.3L(383) 8CYL	GWCR-20A	2808681
	65-67	7.0L(426) 8CYL	GWCR-20A	2808681
	67	7.2L(440) 8CYL	GWCR-20A	2808681
BREEZE	96-00	2.0L(122) 4CYL	GWCR-30A	4667660
	96	2.4L(148) 4CYL	GWCR-33A	4621489
	97-00	2.4L(148) 4CYL	GWCR-39A	4694307AB
CARAVELLE	85-88	2.2L(135) 4CYL	GWCR-05A	4293898
	86-88	2.5L(153) 4CYL	GWCR-05A	4293898
	85	2.6L(156) 4CYL	GWM-22A	MD025190
	78-79	3.7L(225) 6CYL	GWCR-06A	3420050
	78-79	5.2L(318) 8CYL	GWCR-07A	3837641
	86-89	5.2L(318) 8CYL	GWCR-07A	3837641
	78-79	5.9L(360) 8CYL	GWCR-07A	3837641
CHAMP	79-80	1.4L(1410cc) 4CYL	GWM-14A	MD030751
	79-80	1.6L(98) 4CYL		MD008431
	81-82	1.4L(1400cc) 4CYL	GWM-17A	MD030863
	81-82	1.6L(1600cc) 4CYL	GWM-19A	MD034152
COLT FWD	83-84	1.4L(1410cc) 4CYL	GWM-17A	MD997076
	85-94	1.5L(1468cc) 4CYL	GWM-17A	MD997609
	83-88	1.6L(1595cc) 4CYL	GWM-19A	MD997078
	89-90	1.6L(1595cc) 4CYL (Hatchback)	GWM-53A	MD997418
	89-90	1.6L(1595cc) 4CYL (Wagons)	GWM-19A	MD997078
	89-90	1.8L(1755cc) 4CYL	GWM-19A	MD997078
	89-90	1.8L(1834cc) 4CYL	GWM-19A	MD997078
	93	1.8L(1834cc) 4CYL	GWM-47A	MD179030
	94	1.8L(1834cc) 4CYL	GWM-47A	MD300799
COLT VISTA	92-93	1.8L(1834cc) 4CYL	GWM-47A	MD179030
	94	1.8L(1834cc) 4CYL	GWM-47A	MD300799
	84-91	2.0L(1997cc) 4CYL	GWM-27A	MD997081
	92	2.4L(2351cc,W) 4CYL	GWM-45A	MD997622
	93-94	2.4L(2351cc) 4CYL	GWM-48A	MD972050
CONQUEST	85-86	2.6L(156) 4CYL	GWM-37A	MD997158
CRICKET	71-73	1.5L(91) 4CYL	GWCR-17A	71244450
CUDA	70-74	5.2L(318) 8CYL	GWCR-07A	3837641
	70-73	5.6L(340) 8CYL	GWCR-07A	3837641
	71-74	5.9L(360) 8CYL	GWCR-07A	3837641
	70-71	6.3L(383) 8CYL	GWCR-20A	2808681
	70-71	7.0L(426) 8CYL	GWCR-20A	3780127
	70-72	7.2L(440) 8CYL	GWCR-07A	3837641

CHRYSLER

CAR NAME	YEAR	MODEL / ENGINE / REMARK	GMB NO.	OEM NO.
CUSTOM	60-61	3.7L(225) 6CYL	GWCR-06A	3420050
	60-61	5.9L(361) 8CYL	GWCR-20A	2808681
	60-61	6.3L(383) 8CYL	GWCR-20A	2808681
DUSTER	70-74	3.2L(198) 6CYL	GWCR-06A	4131243
	70-76	3.7L(225) 6CYL	GWCR-06A	3420050
	70-76	5.2L(318) 8CYL	GWCR-07A	3837641
	70-73	5.6L(340) 8CYL	GWCR-07A	3837641
	74-76	5.9L(361) 8CYL	GWCR-07A	3837641
EXPO	87-88	2.2L(135) 4CYL	GWCR-05A	4293898
	89	2.2L(135) 4CYL	GWCR-26A	4387457
FLEET SPECIAL	60-63	3.7L(225) 6CYL	GWCR-06A	3420050
	60-63	5.9L(361) 8CYL	GWCR-20A	2808681
	60-63	6.3L(383) 8CYL	GWCR-20A	2808681
	62-63	6.7L(413) 8CYL	GWCR-20A	2808681
	63	7.0L(426) 8CYL	GWCR-20A	2808681
FURY	60-73	3.7L(225) 6CYL	GWCR-06A	3420050
	74	3.7L(225) 6CYL	GWCR-20A	2808681
	75-78	3.7L(225) 6CYL	GWCR-06A	3420050
	70-73	5.2L(318) 8CYL	GWCR-07A	3837641
	74	5.2L(318) 8CYL	GWCR-20A	2808681
	75-78	5.2L(318) 8CYL	GWCR-07A	3837641
	59-65	5.9L(361) 8CYL	GWCR-20A	2808681
	71-78	5.9L(360) 8CYL	GWCR-07A	3837641
	60-71	6.3L(383) 8CYL	GWCR-20A	2808681
	72-78	6.6L(400) 8CYL	GWCR-20A	3780127
	62-63	6.7L(413) 8CYL	GWCR-20A	2808681
	62	6.8L(413) 8CYL	GWCR-20A	2808681
63-66	7.0L(426) 8CYL	GWCR-20A	2808681	
66-78	7.2L(440) 8CYL	GWCR-20A	2808681	
FURY I	68-74	3.7L(225) 6CYL	GWCR-06A	3420050
	70-74	5.2L(318) 8CYL	GWCR-07A	3837641
	71-74	5.9L(360) 8CYL	GWCR-07A	3837641
	68-71	6.3L(383) 8CYL	GWCR-20A	2808681
	72-74	6.6L(400) 8CYL	GWCR-20A	3780127
	68-73	7.2L(440) 8CYL	GWCR-20A	2808681
	74	7.2L(440) 8CYL	GWCR-07A	3837641
FURY II	65-74	3.7L(225) 6CYL	GWCR-06A	3420050
	70-74	5.2L(318) 8CYL	GWCR-07A	3837641
	71-74	5.9L(360) 8CYL	GWCR-07A	3837641
	65-71	6.3L(383) 8CYL	GWCR-20A	2808681
	72-74	6.6L(400) 8CYL	GWCR-20A	3780127
	65	7.0L(426) 8CYL	GWCR-20A	2808681
	68-74	7.2L(440) 8CYL	GWCR-20A	2808681
FURY III	65-73	3.7L(225) 6CYL	GWCR-06A	3420050
	70-74	5.2L(318) 8CYL	GWCR-07A	3837641
	71-74	5.9L(360) 8CYL	GWCR-07A	3837641
	65-71	6.3L(383) 8CYL	GWCR-20A	2808681
	72-74	6.6L(400) 8CYL	GWCR-20A	3780127
	65	7.0L(426) 8CYL	GWCR-20A	2808681
	68-74	7.2L(440) 8CYL	GWCR-20A	2808681
GRAN FURY	72-77	5.2L(318) 8CYL	GWCR-07A	3837641
	85-89	5.2L(318) 8CYL	GWCR-07A	3837641
	72-77	5.9L(360) 8CYL	GWCR-07A	3837641
	72-77	6.6L(400) 8CYL	GWCR-20A	3780127
	72-77	7.2L(440) 8CYL	GWCR-20A	2808681

CHRYSLER

CAR NAME	YEAR	MODEL / ENGINE / REMARK	GMB NO.	OEM NO.
CHRYSLER(USA) PLYMOUTH				
GRAND VOYAGER	96	2.4L(148) 4CYL Hydraulic Tensioner	GWCR-33A	4621489
	96	2.4L(148) 4CYL Mechanical Tensioner	GWCR-39A	4694307
	97	2.4L(148) 4CYL	GWCR-39A	4694307
	88	2.5L(153) 4CYL	GWCR-05A	4293898
	88-95	3.0L(181) 6CYL	GWM-40A	MD997244
	90-95	3.3L(201) 6CYL	GWCR-27A	4448878
	94-95	3.8L(230) 6CYL	GWCR-27A	4448878
GTX	70-71	5.2L(318) 8CYL	GWCR-20A	2808681
	67-71	6.3L(383) 8CYL	GWCR-20A	2808681
	67-71	7.0L(426) 8CYL	GWCR-20A	2808681
	67-71	7.2L(440) 8CYL	GWCR-20A	2808681
HORIZON	78-79	1.7L(105) 4CYL		
	85-86	1.6L(97) 4CYL		4173703
	81-88	2.2L(135) 4CYL	GWCR-05A	4293898
	89	2.2L(135) 4CYL	GWCR-26A	4387457
	90	2.2L(135) 4CYL	GWCR-28A	4483453
LASER	90-94	1.8L(107) 4CYL	GWM-19A	MD997078
	90-94	2.0L(122) 4CYL	GWM-44A	MD997417
NEON	95-01	2.0L(122) 4CYL	GWCR-30A	4667660
PB100	74-79	3.7L(225) 6CYL	GWCR-06A	3420050
	74-79	5.2L(318) 8CYL	GWCR-07A	3837641
	74-78	5.9L(360) 8CYL	GWCR-07A	3837641
PB200	74-78	3.7L(225) 6CYL	GWCR-06A	3420050
	74-79	5.2L(318) 8CYL	GWCR-07A	3837641
	74-79	5.9L(360) 8CYL	GWCR-07A	3837641
	76-78	6.6L(400) 8CYL	GWCR-20A	3780127
	76-78	7.2L(440) 8CYL	GWCR-20A	3780127
PB300	74-79	5.2L(318) 8CYL	GWCR-07A	3837641
	74-79	5.9L(360) 8CYL	GWCR-07A	3837641
	76-78	6.6L(400) 8CYL	GWCR-20A	3780127
	74-78	7.2L(440) 8CYL	GWCR-07A	3837641
PROWLER	97	3.5L(215,G) 6CYL	GWCR-32A	4663296
	97	3.5L(215,F) 6CYL	GWCR-34A	4663296AB
	99-01	3.5L(215) 6CYL	GWCR-35A	4792195
RELIANT	81-88	2.2L(135) 4CYL	GWCR-05A	4293898
	89	2.2L(135) 4CYL	GWCR-26A	4636258
	85-88	2.5L(153) 4CYL	GWCR-05A	4293898
	89	2.5L(153) 4CYL	GWCR-26A	4636258
	81-85	2.6L(156) 4CYL	GWM-22A	MD025190
ROADRUNNER	71-75	5.2L(318) 8CYL	GWCR-07A	3837641
	69-70	5.6L(340) 8CYL	GWCR-20A	2808681
	71-73	5.6L(340) 8CYL	GWCR-07A	3837641
	74-75	5.9L(360) 8CYL	GWCR-07A	3837641
	68-71	6.3L(383) 8CYL	GWCR-20A	2808681
	72-75	6.6L(400) 8CYL	GWCR-20A	3780127
	68-71	7.0L(426) 8CYL	GWCR-20A	2808681
	68-74	7.2L(440) 8CYL	GWCR-20A	2808681
SAPPORO	78-79	1.6L(98) 4CYL	GWM-12A	MD009000
	78-83	2.6L(156) 4CYL	GWM-13A	MD021490

CHRYSLER

CAR NAME	YEAR	MODEL / ENGINE / REMARK	GMB NO.	OEM NO.
SATELLITE	65-74	3.7L(225) 6CYL	GWCR-06A	3420050
	70-74	5.2L(318) 8CYL	GWCR-07A	3837641
	70-73	5.6L(340) 8CYL	GWCR-07A	3837641
	71-74	5.9L(360) 8CYL	GWCR-07A	3837641
	69-71	6.3L(383) 8CYL	GWCR-20A	2808681
	72-73	6.6L(400) 8CYL	GWCR-20A	3780127
	65-67	7.0L(426) 8CYL	GWCR-20A	2808681
	66-67	7.2L(440) 8CYL	GWCR-20A	2808681
	70-73	7.2L(440) 8CYL	GWCR-07A	3837641
	74	7.2L(440) 8CYL	GWCR-20A	2808681
SAVOY	60-64	3.7L(225) 6CYL	GWCR-06A	3420050
	59-62	5.9L(361) 8CYL	GWCR-20A	2808681
	60-64	6.3L(383) 8CYL	GWCR-20A	2808681
	62-64	6.7L(413) 8CYL	GWCR-20A	2808681
	61	6.8L(413) 8CYL	GWCR-20A	2808681
	63-65	7.0L(426) 8CYL	GWCR-20A	2808681
SCAMP	71-74	3.2L(198) 6CYL	GWCR-06A	4131243
	71-76	3.7L(225) 6CYL	GWCR-06A	3420050
	71-76	5.2L(318) 8CYL	GWCR-07A	3837641
SPORT WAGON	60-61	3.7L(225) 6CYL	GWCR-06A	3420050
	60-61	5.9L(361) 8CYL	GWCR-20A	2808681
	60-61	6.3L(383) 8CYL	GWCR-20A	2808681
SUBURBAN	60-61	3.7L(225) 6CYL	GWCR-06A	3420050
	58-59	3.8L(230) 6CYL	GWCR-20A	2808681
	58-61	5.9L(361) 8CYL	GWCR-20A	2808681
	60-61	6.3L(383) 8CYL	GWCR-20A	2808681
SUNDANCE	87-88	2.2L(135) 4CYL	GWCR-05A	4293898
	89	2.2L(135) 4CYL	GWCR-26A	4387457
	90-94	2.2L(135) 4CYL	GWCR-28A	4483453
	88	2.5L(153) 4CYL	GWCR-05A	4293898
	89	2.5L(153) 4CYL	GWCR-26A	4387457
	90-94	2.5L(153) 4CYL	GWCR-28A	4483453
	92-94	3.0L(181) 6CYL	GWM-40A	MD980000
SUPERBIRD	70	7.0L(426) 8CYL	GWCR-20A	2808681
	70	7.2L(440) 8CYL	GWCR-20A	2808681
TRAILDUSTER	74-79	3.7L(225) 6CYL	GWCR-06A	3420050
	74-79	5.2L(318) 8CYL	GWCR-07A	3837641
	74-79	5.9L(360) 8CYL	GWCR-07A	3837641
	74	6.6L(400) 8CYL	GWCR-07A	3837641
	76-78	6.6L(400) 8CYL	GWCR-20A	2808681
	74-78	7.2L(440) 8CYL	GWCR-20A	2808681
TURISMO	83-85	1.6L(97) 4 CYL		4173703
VALIANT	60-71	2.8L(170) 6CYL	GWCR-06A	3420050
	70-74	3.2L(198) 6CYL	GWCR-06A	4131243
	61-76	3.7L(225) 6CYL	GWCR-06A	3420050
	70-76	5.2L(318) 8CYL	GWCR-07A	3837641
	70-73	5.6L(340) 8CYL	GWCR-07A	3837641
	71-76	5.9L(360) 8CYL	GWCR-07A	3837641
VIP	67	6.3L(383) 8CYL	GWCR-20A	2808681
	67	7.2L(440) 8CYL	GWCR-20A	2808681
VOLARE	76-79	3.7L(225) 6CYL	GWCR-06A	4131243
	76-79	5.2L(318) 8CYL	GWCR-07A	3780109

CHRYSLER

CAR NAME	YEAR	MODEL / ENGINE / REMARK	GMB NO.	OEM NO.
VOLARE	76-79	5.9L(360) 8CYL	GWCR-07A	3780109
VOYAGER	85-87	2.2L(135) 4CYL	GWCR-05A	4293898
	96	2.4L(148) 4CYL Hydraulic Tensioner	GWCR-33A	4621489
	96	2.4L(148) 4CYL Mechanical Tensioner	GWCR-39A	4694307
	97-00	2.4L(148) 4CYL	GWCR-39A	4694307
	87-88	2.5L(153) 4CYL	GWCR-05A	4293898
	89	2.5L(153) 4CYL	GWCR-26A	4387457
	90-95	2.5L(153) 4CYL	GWCR-28A	4483453
	85-87	2.6L(156) 4CYL	GWM-22A	MD025190
	87-00	3.0L(181) 6CYL	GWM-40A	MD997244
	91-00	3.3L(201) 6CYL	GWCR-27A	4448878
99	3.8L(230) 6CYL	GWCR-27A	5010898AA	
CHRYSLER(EUROPE) TALBOT				
ALPINE	75-86	1300,1500,1600		49152500
AVENGER	70-82	1250,1300,1500,1600 VISCOUS FAN		75221514
	95-98	200	GWCR-30A	4667660
	95-98	200 FIXED FAN	GWCR-17A	71244450
	76-82	1300,1600 ELECTRIC FAN	GWCR-18A	20262700
HORIZON	78-86	1.10013E+15		49152500
	83-86	1900(D)		1210-39
SAMBA	82-86	1000,1100,1400	GWP-08AP	7901120258
SOLARA	80-86	1300,1500,1600		49152500
SUNBEAM	77-81	1000,1300,1600 ELECTRIC FAN	GWCR-18A	20443700
	77-81	1300,1600 FIXED FAN	GWCR-17A	75221515
CHRYSLER(EUROPE) TALBOT				
TAGORA	81-83	2.2L		18212400
	81-83	2.3L(D)		1202-96
CHRYSLER(EUROPE) HILMAN				
HUNTER	66-79	1500,1725	GWCR-01A	5221263
	63-65	HUSKEY SERIES III		1206900
MINX	61-67	SERIES V & VI		1206900
	67-76	SERIES V & VI FIXED FAN	GWCR-01A	5221263
CHRYSLER(EUROPE) HUMBER				
SCEPTRE	63-67	MK I & II		1206900
	67-76	MK I & II FIXED FAN	GWCR-01A	5221263
CHRYSLER(EUROPE) MATRA SIMCA				
BAGHEERA	75-80			49152500
MURENA	81-86	1.6L		49152500
	81-86	2.2L		18212400
RANCHO	75-85			59152500
CHRYSLER(EUROPE) SIMCA				
SIMCA	67-80	1100		49152500
	70-71	1204 SPECIAL		49152500
	75-86	1307,1308,1510		49152500
CHRYSLER(EUROPE) SINGER				
GAZELLE	63-67	SERIES V & VI		1206900
	67-70	SERIES V & VI FIXED FAN	GWCR-01A	5221263

CHRYSLER

CAR NAME	YEAR	MODEL / ENGINE / REMARK	GMB NO.	OEM NO.
VOGUE	61-67	MK I II III IV		1206900
	66-70	MK I II III IV FIXED FAN	GWCR-01A	5221263
CHRYSLER(EUROPE) SUNBEAM				
ALPINE	63-67	SERIES III,IV, V		1206900
	63-67	SERIES III,IV, V FIXED FAN	GWCR-01A	5221263
	68-76	RAPIER FIXED FAN	GWCR-01A	5221263
CHRYSLER(EUROPE) SIMCA/DODGE				
SIMCA/DODGE	76-82	1100 VAN		49152500
CHRYSLER(EUROPE) TAXI				
FX4	70-82	2.5L(D) (AUSTIN)		12B2438
FX4R	82-89	2.25L(D) (LAND ROVER)	GWBL-03A	GWP312
CHRYSLER(AUSTRALIA)				
CENTURA	75-78	HEMI ENG 6CYL	GWCR-03A	3425318
VALIANT	62-70	SLANT ENG 6CYL	GWCR-02A	EX196910
	70-81	HEMI ENG 6CYL	GWCR-03A	3425318
	70-81	8CYL W/O AC ,W/O THERMAL DRIVE	GWCR-07A	3837640
	70-81	8CYL W/O AC ,W/ THERMAL DRIVE		3837641
	70-81	8CYL W/ AC ,W/ THERMAL DRIVE		3541621
JEEP	11-	Wrangler	GWCR-44A	4666044BB

DAE WOO

CAR NAME	MODEL	C.C.	ENGINE	N.B	YEAR	GMB NO.	OEM NO.
AVEO	AVEO [T200,T250] 1.4L	1399	F14D3		06.03-	GWDW-92A	96352650
BROUGHAM	BROUGHAM					GWDW-10A	90220568
CIELO	CIELO 1.5L	1500	Y15L		95.04-97.07	GWDW-13A	90325660
	CIELO DOHC	1600				GWDW-87A	96352649
DAMAS	DAMAS 0.8L	796			95.03-98.07	GWDW-39A	17400A70D04
EPICA	EPICA 2.0L	2000	X 20 D1		05.01-06.12	GWDW-18A	96353151
ESPERO	ESPERO [KLEJ] 1.5L	1498	A15MF		93.10-94.09	GWDW-88A	90351284
	ESPERO [KLEJ] 1.5L 16V	1498	A15MF		95.02-99.06	GWDW-46A	90234200
	ESPERO 1.5L	1500	A15MF		93.10-94.09	GWDW-87A	96352649
	ESPERO [KLEJ] 1.5L	1500			97.10-99.09	GWDW-13A	90325660
	ESPERO 1.8L	1800	C18LE		95.02-99.09	GWDW-10A	90220568
	ESPERO 1.8L	1800	KLEJ		95.02-99.09	GWDW-11A	90284802
	ESPERO 2.0L	2000	KLEJ		95.02-99.06	GWDW-11A	90284802
KALOS	KALOS 1.2L	1150	B12S1		05.03-	GWDW-38A	96518977
	KALOS [KLAS] 1.4L	1399	F14D3		03.04-	GWDW-92A	96352650
	KALOS 1.4L	1399	F14S3		05.03-	GWDW-90A	96352648
	KALOS 1.4L 16V	1399	F14D3		05.03-	GWDW-92A	96352650
LABO	LABO	796				GWDW-39A	17400A70D04
LACETTI	LACETTI 1.4L 16V	1399	F14D3		05.03-	GWDW-92A	96352650
	LACETTI Saloon[J200] 1.8L	1761			03.08-04.12	GWDW-91A	96230587
	LACETTI 1.8L	1800	T18SED		05.08-	GWDW-18A	96353151
LANOS	LANOS [KLAT] 1.4L -SOHC	1399	F14S3		02.09-	GWDW-90A	96352648
	LANOS [KLAT] 1.5L -SOHC	1498	A15SMS		97.05-	GWDW-90A	96352648
	LANOS [KLAT] 1.6L	1598			97.05-	GWDW-88A	90351284
	LANOS[KLAT] 1.6L	1598	A16DMS		97.05-	GWDW-46A	90234200
	LANOS 1.6L	1600	A16DMS		97.05-	GWDW-87A	96352649
LEGANZA	LEMANS [RACER] - SOHC	1500				GWDW-46A	90234200
	LEGANZA 2.0L	2000	T22SED		99.04-02.12	GWDW-96A	90322506
	LEGANZA 2.2L	2200	T22SED		99.04-02.12	GWDW-12A	90281612
MATIZ	MATIZ 0.8L	796	F8CV		05.03-	GWDW-38A	96518977
	MATIZ 0.8L	796			98-02	GWDW-16A	90373189
	MATIZ 1.0L	995	B10S		05.03-	GWDW-38A	96518977
NEXIA	NEXIA [KLETN] 1.5L	1498			95.02-97.08	GWDW-88A	90351284
	NEXIA [KLETN] 1.5L 16V	1498	A15MF		95.02-97.08	GWDW-46A	90234200
	NEXIA 1.5L	1500	G15MF		95.02-97.08	GWDW-13A	90325660
	NEXIA 1.5L	1500	A15MF		95.02-97.08	GWDW-87A	96352649
	NEXIA Saloon 1.5L	1500	G15MF		95.02-97.08	GWDW-13A	90325660
NUBIRA	NUBIRA 1.6L - DOHC	1598	F16D3		05.03-	GWDW-92A	96352650
	NUBIRA 1.6L	1600	A16DMS		00.07-	GWDW-87A	96352649
	NUBIRA 1.6L	1600	F16D3		03.07-04.12	GWDW-12A	90281612
	NUBIRA 1.8L	1800	T18SED		03.07-04.12	GWDW-12A	90281612
	NUBIRA 1.8L	1800	T18SED		05.03-	GWDW-18A	96353151
	NUBIRA 2.0L	2000			99.01-02.12	GWDW-96A	90322506
PRINCE	PRINCE 2.0L	2000			91.01-	GWDW-10A	90220568
REZZO	REZZO 1.6L	1598	A16DMS		05.03-	GWDW-90A	96352648
	REZZO 1.6L	1598	A16DMS		05.03-	GWDW-92A	96352650
	REZZO [KLAU] 1.8L	1761			00.09-	GWDW-91A	96230587
	REZZO 2.0L	2000	T20SED		05.03-	GWDW-12A	90281612
	REZZO 2.0L	2000	T20SED		05.08-	GWDW-18A	96353151
SPARK	SPARK 0.8L	796	F8CV		05.05-	GWDW-38A	96518977
	SPARK 1.0L	995			05.05-	GWDW-38A	96518977
TICO	TICO 0.8L	796	F8C		95.02-00.12	GWDW-38A	96518977

DAIHATSU

CAR NAME	MODEL	C.C.	ENGINE	N.B	YEAR	GMB NO.	OEM NO.
ALTIS	SXV20N,SXV25N	2200	5SFE	EFI	00.03-01.09	GWT-77A	16110-79026
	SXV20N,SXV25N	2200	5SFE	EFI	00.03-01.09	GWT-77A*	16100-79186
	ACV30N,ACV35N	2400	2AZFE	EFI	01.09-06.01	GWT-119A	16100-28041
	ACV40N,ACV45N	2400	2AZFE	EFI	06.01-10.03	GWT-157A	16100-0H050
	AVV50N	2500	2ARFXE	EFI	12.04-		16032-36050
	AVV50N	2500	2ARFXE	EFI	12.04-		161A0-39025
APPLAUSE	A101S	1600	HD	EFI	89.06-00.05	GWD-32A	16100-B9170
	A101S	1600	HD	GAS	89.06-92.06	GWD-32A	16100-B9170
	A111S	1600	HD	EFI	89.06-94.04	GWD-32A	16100-B9170
ATRAI	S80V,S81V	550	EB	GAS	86.05-90.04	GWD-31A	16100-87512-000
	S80V,S81V	550	EB	TBO	86.05-90.04	GWD-31A	16100-87512-000
	S320G,S330G	660	EFDE	TBO	05.04-05.11		16100-B9201
	S320G,S330G	660	EFDE	TBO	05.04-05.11	GWD-43A	16102-97205
	S320G,S330G	660	EFDE	TBO	05.04-05.11	GWD-43AH	16100-B9201
	S320G,S330G	660	EFDET	TBO	05.12-07.11		16100-B9201
	S320G,S330G	660	EFDET	TBO	05.12-07.11	GWD-43A	16102-97205
	S320G,S330G	660	EFVE	EFI	05.12-07.11		16100-B9201
	S320G,S330G	660	EFVE	EFI	05.12-07.11	GWD-43A	16102-97205
	S320G,S330G	660	EFDET	TBO	05.12-07.12	GWD-43AH	16100-B9201
	S320G,S330G	660	EFVE	EFI	05.12-07.12	GWD-43AH	16100-B9201
	S321G,S331G	660	KFDET	TBO	07.08-	GWD-56A	16100-B9464
	S321G,S331G	660	KFDET	TBO	07.08-15.03	GWD-55A	16100-B9450
	S321G,S331G	660	KFDET	TBO	15.03-		16100-B9465
	S82V,S83V	660	EFXS	TBO	90.04-91.08	GWD-38A	16100-87510-000
	S82V,S83V	660	EFVS	GAS	90.04-94.01	GWD-38A	16100-87510-000
	S82V,S83V	660	EFTS	TBO	91.08-94.01	GWD-38A	16100-87510-000
	S82V,S83V	660	EFES	EFI	92.08-94.01	GWD-38A	16100-87510-000
	S120V,S130V	660	EFES	EFI	94.01-95.12	GWD-39A	16100-87507-000
	S120V,S130V	660	EFTS	TBO	94.01-96.12	GWD-39A	16100-87507-000
	S120V,S130V	660	EFGS	GAS	95.12-98.12	GWD-40A*	16100-87508-000
	S120V,S130V	660	EFGS	GAS	95.12-98.12	GWD-42A	16102-87207-000
	S120V,S130V	660	EFZS	EFI	95.12-98.12	GWD-40A*	16100-87508-000
	S120V,S130V	660	EFZS	EFI	95.12-98.12	GWD-42A	16102-87207-000
	S120V,S130V	660	EFRS	TBO	96.12-98.12	GWD-40A*	16100-87508-000
	S120V,S130V	660	EFRS	TBO	96.12-98.12	GWD-42A	16102-87207-000
	S220V,S230V	660	EFDE	TBO	98.12-00.01		16100-B9201
	S220V,S230V	660	EFDE	TBO	98.12-00.01	GWD-43A	16102-97205
	S220V,S230V	660	EFDE	TBO	98.12-00.01	GWD-43AH	16100-B9201
	S220V,S230V	660	EFVE	EFI	98.12-00.01	GWD-43AH	16100-B9201
	S220V,S230V	660	EFVE	EFI	98.12-01.12		16100-B9201
	S220V,S230V	660	EFVE	EFI	98.12-01.12	GWD-43A	16102-97205
	S220G,S230G	660	EFDE	TBO	99.05-00.12	GWD-43AH	16100-B9201
S220G,S230G	660	EFVE	EFI	99.05-00.12	GWD-43AH	16100-B9201	
S220G,S230G	660	EFDE	TBO	99.05-04.11		16100-B9201	
S220G,S230G	660	EFDE	TBO	99.05-04.11	GWD-43A	16102-97205	
S220G,S230G	660	EFVE	EFI	99.05-04.11		16100-B9201	
S220G,S230G	660	EFVE	EFI	99.05-04.11	GWD-43A	16102-97205	
ATRAI 7	S221G,S231G	1300	K3VE	EFI	00.07-04.11		16100-B9442
BE-GO	J200G,J210G	1500	3SZVE	EFI	06.01-		16100-B9011
BOON	M312S	900	KJVET	TBO	06.03-10.02		16100-B9011
	M300S,M310S	1000	1KRFE	EFI	04.05-10.02	GWT-142A	16100-80003
	M300S,M310S	1000	1KR		04.06-		16100-97234-000

DAIHATSU

CAR NAME	MODEL	C.C.	ENGINE	N.B	YEAR	GMB NO.	OEM NO.
BOON	M600S,M610S	1000	1KRFE	EFI	10.02-		16100-80012
	M600S,M610S	1000	1KRFE	EFI	10.02-	GWT-142A	16100-80007
	M301S	1300	K3VE	EFI	04.05-10.02		16100-B9011
	M301S	1300	K3		04.06-	GWT-100A	16100-B9010-000
	M601S	1300	1NRFE	EFI	10.02-12.06	GWT-149A	16100-80004
BOON LUMINAS	M502G,M512G	1500	3SZVE	EFI	08.12-		16100-B9011
CAST ACTIVA	LA250S,LA260S	660	KFVE	EFI	15.08-		16100-B9457
	LA250S,LA260S	660	KFVE	EFI	15.08-	GWD-56A	16100-B9455
	LA250S,LA260S	660	KFVET	TBO	15.08-		16100-B9457
	LA250S,LA260S	660	KFVET	TBO	15.08-	GWD-56A	16100-B9455
CAST SPORTS	LA250S,LA260S	660	KFVET	TBO	15.10-		16100-B9457
CAST STYLE	LA250S,LA260S	660	KFVE	EFI	15.08-		16100-B9457
	LA250S,LA260S	660	KFVE	EFI	15.08-	GWD-56A	16100-B9455
	LA250S,LA260S	660	KFVET	TBO	15.08-		16100-B9457
	LA250S,LA260S	660	KFVET	TBO	15.08-	GWD-56A	16100-B9455
CHARADE	G10	1000	CB		77.10-82.12	GWD-15A	16100-87706-000
	G11	1000	CB		83.01-85.01	GWD-17A	16100-87787-000
	G11	1000	CB		85.01-86.12	GWD-27A	16100-87786-000
	G100S	1000	CB	TBO	87.01-88.01	GWD-27A	16100-87730-000
	G100S	1000	CB	GAS	87.01-93.01	GWD-27A	16100-87730-000
	G100S	1000	CB	TBO	87.01-93.01	GWD-34A	16100-87731-000
	G101S	1000	CL	DIE	87.01-93.01	GWD-17A	16100-87726-000
	G101S	1000	CL	DTB	87.01-93.01	GWD-17A	16100-87726-000
	G102S,G112S	1300	HCE	EFI	88.01-93.01	GWD-32A	16100-B9170
	G102S	1300	HCF	GAS	89.01-90.11	GWD-32A	16100-B9170
	G200S	1300	HCE	EFI	93.01-00.03	GWD-32A	16100-B9170
	G203S,G213S	1500	HEEG	EFI	93.07-00.03	GWD-32A	16100-B9170
	G201S	1600	HDEG	EFI	93.07-98.07	GWD-32A	16100-B9170
CHRMANT	A10	1200	3K		74.11-78.03	GWT-09A	16100-29028-000
	A10V	1200	3K		74.11-79.08	GWT-09A	16100-29028-000
	A30	1300	4K		78.03-81.07	GWT-30A	16100-19015-000
	A30V	1300	4K		79.08-81.07	GWT-30A	16100-19015-000
	A20	1400	T		74.11-79.08	GWT-01A	16100-25012-000
	A55	1500	3A		81.10-87.07	GWT-49A*	16100-19036-000
	A40	1600	12T		78.03-87.07	GWT-01A	16100-25012-000
	A20	1600	12T		79.08-79.08	GWD-24A	16100-28030-000
	A40	1600	12T		79.08-81.07	GWD-24A	16100-28030-000
CONSORTE	EP30,EP40,EP45	1000	FE		75.12-77.01		16100-87181-000
	EP31	1200	3K		71.05-74.04	GWT-02A	16100-29016-000
	EP42,EP47	1200	3K		73.10-74.04	GWT-03A	16100-29026-000
	EP31,EP42,EP47	1200	3K		74.04-76.01	GWT-09A	16100-29028-000
	EP50,EP51	1200	3K		76.01-77.09	GWT-09A	16100-29028-000
COO	M401S,M411S	1300	K3VE	EFI	06.05-		16100-B9011
	M402S	1500	3SZVE	EFI	06.05-		16100-B9011
COPEN	L880K	660	JBDET	TBO	02.06-12.08	GWD-45A	16100-B9330
	LA400K	660	KFVET	TBO	14.05-		16100-B9457
	LA400K	660	KFVET	TBO	14.05-	GWD-56A	16100-B9455
DELTA	SV17	1600	12R		72.03-75.12	GWT-05A	16100-39115-000
	SV17	1600	12R		75.12-77.08	GWT-12A	16100-39116-000
	DV23,SV23	2000	5R		72.03-75.04	GWT-14A	16100-49155-000
	DV23,SV23	2000	5R		75.04-77.08	GWT-24A	16100-49415-000
	V34,V36	2000	5R		77.08-79.08	GWT-24A	16100-49415-000

DAIHATSU

CAR NAME	MODEL	C.C.	ENGINE	N.B	YEAR	GMB NO.	OEM NO.
DELTA	V30,V31,V32,V33,V35	2000	5R		77.08-82.04	GWT-24A	16100-49415-000
	V34,V36	2000	5R		79.08-80.04		16100-49576-000
	RZU300N	2700	3RZFPE	LPG	00.05-03.06	GWT-96A	16100-79255
	RZU300N,RZU340N	2700	3RZFE	EFI	00.05-03.06	GWT-96A	16100-79255
	V57	2800	DL	DIE	84.09-89.01	GWD-28A	16100-87387-000
	V57	2800	DL	DIE	84.09-95.04	GWD-46A	16100-B9090
	V98,V98D,V99	3000	B	DIE	84.09-90.05	GWD-13A	16100-59145-000
	V98,V98D,V99	3000	B	DIE	84.09-95.04	GWT-110A	16100-59166-000
	V75D	3400	13B	DIE	84.09-87.08	GWD-13A	16100-59145-000
	V75,V76,V78,V78D,V79	3400	13B	DIE	84.09-88.08	GWD-13A	16100-59145-000
	BU100N	3400	3B	DIE	95.05-99.05	GWT-110A	16100-59166
	BU105N	3400	3B	DIE	97.08-99.05	GWT-110A	16100-59166
	V115,V116,V118	3700	14B	DIE	88.08-95.04	GWT-110A	16100-59166-000
	V118D,V119	3700	14B	DIE	88.08-95.04	GWT-110A	16100-59166-000
	BU301J	3700	4B	DIE	99.05-02.06		16100-59285
	BU306N,BU306Z,BU346N	3700	4B	DIE	99.05-03.06		16100-59285
	BU301N	3700	4B	DIE	99.07-03.06		16100-59285
	XZU301J,XZU301P	4100	15B	LPG	00.05-03.06	GWT-110A	16100-59166
	XZU341N	4100	15B	LPG	00.05-03.06	GWT-110A	16100-59166
	XZU301J,XZU302N	4100	15B	CNG	00.10-03.06	GWT-110A	16100-59166
	XZU412N	4100	15BCNG	CNG	00.11-03.06	GWT-110A	16100-59166
	XZU342N	4100	15B	CNG	01.08-03.06	GWT-110A	16100-59166
	XZU302N,XZU342N	4100	15B	LPG	01.08-03.06	GWT-110A	16100-59166
	XZU412N	4100	15BLPG	LPG	02.06-03.06	GWT-110A	16100-59166
	BU102J,BU102N	4100	15BF	DIE	95.05-99.05	GWT-110A	16100-59166
	BU102U,BU112N,BU112U	4100	15BF	DIE	95.05-99.05	GWT-110A	16100-59166
	BU142N,BU162J,BU162N	4100	15BF	DIE	95.05-99.05	GWT-110A	16100-59166
	BU162U,BU172N,BU212N	4100	15BF	DIE	95.05-99.05	GWT-110A	16100-59166
	BU102P,BU107N	4100	15BF	DIE	96.10-99.05	GWT-110A	16100-59166
	BU147N,BU222N	4100	15BF	DIE	96.10-99.05	GWT-110A	16100-59166
	BU222N	4100	15BFT	DTB	96.10-99.05	GWT-110A	16100-59166
	BU112J,BU212S	4100	15BF	DIE	97.08-99.05	GWT-110A	16100-59166
	BU430N	4100	15BFTE	DTB	99.07-03.06		16100-59295
	BU400N,BU410N,BU420N	4100	15BFTE	DTB	99.08-03.06		16100-59295
	XZU342N	4600	S05C	DIE	00.05-03.06		16100-78030
	XZU342N	4600	S05C	DIE	00.05-03.06	GWH-02A	16100-E0271
	XZU302J,XZU302P	4600	S05C	DIE	99.05-03.06		16100-78030
	XZU302U,XZU307N	4600	S05C	DIE	99.05-03.06		16100-78030
	XZU312U,XZU322N	4600	S05C	DIE	99.05-03.06		16100-78030
	XZU322U,XZU337N	4600	S05C	DIE	99.05-03.06		16100-78030
	XZU347N,XZU352U	4600	S05C	DIE	99.05-03.06		16100-78030
	XZU402N,XZU412N	4600	S05C	DIE	99.05-03.06		16100-78030
	XZU302J,XZU302P	4600	S05C	DIE	99.05-03.06	GWH-02A	16100-E0271
	XZU302U,XZU307N	4600	S05C	DIE	99.05-03.06	GWH-02A	16100-E0271
	XZU312U,XZU322N	4600	S05C	DIE	99.05-03.06	GWH-02A	16100-E0271
	XZU322U,XZU337N	4600	S05C	DIE	99.05-03.06	GWH-02A	16100-E0271
	XZU347N,XZU352U	4600	S05C	DIE	99.05-03.06	GWH-02A	16100-E0271
	XZU402N,XZU412N	4600	S05C	DIE	99.05-03.06	GWH-02A	16100-E0271
	XZU302N	4600	S05C	DIE	99.06-03.06		16100-78030
	XZU302N	4600	S05C	DIE	99.06-03.06	GWH-02A	16100-E0271
	XZU362J,XZU362N	4600	S05C	DIE	99.07-03.06		16100-78042
	XZU362U,XZU372N	4600	S05C	DIE	99.07-03.06		16100-78042

DAIHATSU

CAR NAME	MODEL	C.C.	ENGINE	N.B	YEAR	GMB NO.	OEM NO.
DELTA	XZU382N	4600	S05C	DIE	99.07-03.06		16100-78042
	XZU307Z	4600	S05C	DIE	99.08-03.06		16100-78030
	XZU307Z	4600	S05C	DIE	99.08-03.06	GWH-02A	16100-E0271
	XZU301N	4900	S05D	DIE	00.05-03.06		16100-78030
	XZU301N	4900	S05D	DIE	00.05-03.06	GWH-02A	16100-E0271
	XZU311J,XZU321J	4900	S05D	DIE	99.05-02.06		16100-78030
	XZU311J,XZU321J	4900	S05D	DIE	99.05-02.06	GWH-02A	16100-E0271
	XZU301J,XZU301P	4900	S05D	DIE	99.05-03.06		16100-78030
	XZU301U,XZU306N	4900	S05D	DIE	99.05-03.06		16100-78030
	XZU311U,XZU321U	4900	S05D	DIE	99.05-03.06		16100-78030
	XZU331N,XZU341N	4900	S05D	DIE	99.05-03.06		16100-78030
	XZU346N,XZU351U	4900	S05D	DIE	99.05-03.06		16100-78030
	XZU401N,XZU411N	4900	S05D	DIE	99.05-03.06		16100-78030
	XZU421N	4900	S05D	DIE	99.05-03.06		16100-78030
	XZU301J,XZU301P	4900	S05D	DIE	99.05-03.06	GWH-02A	16100-E0271
	XZU301U,XZU306N	4900	S05D	DIE	99.05-03.06	GWH-02A	16100-E0271
	XZU311U,XZU321U	4900	S05D	DIE	99.05-03.06	GWH-02A	16100-E0271
	XZU331N,XZU341N	4900	S05D	DIE	99.05-03.06	GWH-02A	16100-E0271
	XZU346N,XZU351U	4900	S05D	DIE	99.05-03.06	GWH-02A	16100-E0271
	XZU401N,XZU411N	4900	S05D	DIE	99.05-03.06	GWH-02A	16100-E0271
	XZU421N	4900	S05D	DIE	99.05-03.06	GWH-02A	16100-E0271
	XZU371N	4900	S05D	DIE	99.08-03.06		16100-78042
	XZU330N,XZU400J	5300	J05C	DIE	99.05-03.06		16100-78030
	XZU400N,XZU410N	5300	J05C	DIE	99.05-03.06		16100-78030
	XZU420N,XZU430N	5300	J05C	DIE	99.05-03.06		16100-78030
	XZU330N,XZU400J	5300	J05C	DIE	99.05-03.06	GWH-02A	16100-E0271
	XZU400N,XZU410N	5300	J05C	DIE	99.05-03.06	GWH-02A	16100-E0271
	XZU420N,XZU430N	5300	J05C	DIE	99.05-03.06	GWH-02A	16100-E0271
	XZU320J	5300	J05C	DIE	99.06-02.06		16100-78030
	XZU320J	5300	J05C	DIE	99.06-02.06	GWH-02A	16100-E0271
	XZU300P,XZU340N	5300	J05C	DIE	99.06-03.06		16100-78030
	XZU350P	5300	J05C	DIE	99.06-03.06		16100-78030
	XZU300P,XZU340N	5300	J05C	DIE	99.06-03.06	GWH-02A	16100-E0271
	XZU350P	5300	J05C	DIE	99.06-03.06	GWH-02A	16100-E0271
DELTA VAN/WAGON	KR41J	1500	5KJ	GAS	96.10-98.12	GWT-60A	16100-19156
	KR42J	1800	7K	GAS	96.10-98.12	GWT-132A	16100-19276
	KR42J	1800	7KE	EFI	99.01-02.08	GWT-132A	16100-19276
	SR40N	2000	3SFE	EFI	96.10-01.10	GWT-77A	16110-79026
	SR40N	2000	3SFE	EFI	96.10-01.10	GWT-77A*	16100-79186
	CR41J,CR51J	2000	2C	DIE	96.10-98.12		16100-69297
	CR41J,CR51J	2000	2C	DIE	96.10-98.12	GWT-94A	16100-69425
	SR50N	2000	3SFE	EFI	98.01-01.10	GWT-77A	16110-79026
	SR50N	2000	3SFE	EFI	98.01-01.10	GWT-77A*	16100-79186
	CR40N,CR50N	2200	3CT	DTB	96.10-98.12		16100-69297
	CR40N,CR50N	2200	3CT	DTB	96.10-98.12	GWT-94A	16100-69425
	CR40N,CR50N	2200	3CTE	DTB	99.01-01.10	GWT-94A	16100-69435
	CR42J,CR52J	2200	3CE	DIE	99.01-02.08	GWT-94A	16100-69435
	DELTA WIDE	KD10	1200	3K		71.03-74.04	GWT-02A
KD10		1200	3K		74.04-78.02	GWT-09A	16100-29028-000
KB10		1200	3K		76.10-78.02	GWT-09A	16100-29028-000
KB11,KD11		1300	4KJ		78.02-79.10	GWT-09A	16100-29028-000
KB12,KD20		1300	4KJ		79.10-90.08	GWT-60A	16100-19045-000

DAIHATSU

CAR NAME	MODEL	C.C.	ENGINE	N.B	YEAR	GMB NO.	OEM NO.
DELTA WIDE	KB26V	1300	4KJ	GAS	82.11-90.08	GWT-60A	16100-19156-000
	KB27V	1500	5KJ	GAS	90.08-91.12	GWT-60A	16100-19156-000
	TB10	1600	2T		76.10-79.10	GWT-01A	16100-25012-000
	TB11	1600	12T		76.10-79.10	GWT-01A	16100-25012-000
	TB11	1600	2T		79.10-82.10	GWT-31AF	16100-28010-000
	YB26V	1600	1YJ	GAS	82.11-88.08	GWT-54A	16100-79037-000
	TB15	1800	13T		78.09-82.10	GWT-31AF	16100-28020-000
	YB20G	1800	2YU	GAS	82.11-91.12	GWT-54A	16100-79037-000
	CB26V	1800	1C	DIE	83.04-88.08	GWT-94A	16100-64H04-000
	YB25V	1800	2YJ	GAS	88.08-96.09	GWT-54A	16100-79037-000
	CB21G	2000	2C	DIE	83.04-85.08	GWT-94A	16100-64H04-000
	YB21G	2000	3YEU	EFI	83.04-96.09	GWT-54A	16100-79037-000
	CB21G	2000	2CT	DTB	85.08-93.09	GWT-94A	16100-64H06-000
	CB27V	2000	2C	DIE	88.08-96.09	GWT-94A	16100-64H06-000
	CB22G	2200	3CT	DTB	93.09-96.09		16100-69376-000
CB31G	2200	3CT	DTB	94.10-96.09		16100-69376-000	
ESSE	L235S,L245S	660	KFVE	EFI	05.11-	GWD-56A	16100-B9455
	L235S,L245S	660	KFVE	EFI	06.12-	GWD-55A	16100-B9452
FELLOW MAX CUORE	L38	360	ZM		70.03-77.07		16100-87203-000
	L40	550	AB		76.05-79.02	GWD-15A	16100-87706-000
	L40V	550	AB		76.06-80.06	GWD-15A	16100-87706-000
	L45	550	AB		79.02-80.06	GWD-15A	16100-87706-000
	L54,L55,L55V,L56	550	AB		80.06-85.08	GWD-26A	16100-87788-000
HIJET	S80C,S80P,S81C,S81P	550	EB	GAS	86.05-90.04	GWD-30A	16100-87511-000
	S80V,S81V	550	EB	GAS	86.05-90.04	GWD-31A	16100-87512-000
	S80P,S81P	550	EB	SPC	87.05-90.04	GWD-30A	16100-87511-000
	S200W,S210W	660	EFVE	EFI	00.01-01.09	GWD-43AH	16100-B9201
	S200W,S210W	660	EFSE	EFI	00.01-04.11	GWD-47A	16100-B9190
	S200W,S210W	660	EFVE	EFI	00.01-04.11		16100-B9201
	S200W,S210W	660	EFVE	EFI	00.01-04.11	GWD-43A	16102-97205
	S200P	660	EFVE	EFI	00.02-01.09	GWD-43AH	16100-B9201
	S200P	660	EFVE	EFI	00.02-04.11		16100-B9201
	S200P	660	EFVE	EFI	00.02-04.11	GWD-43A	16102-97205
	S200P	660	EFVE	EFI	00.02-04.11	GWD-47A	16100-B9190
	S200V,S210V	660	EFDE	TBO	02.01-04.11		16100-B9201
	S200V,S210V	660	EFDE	TBO	02.01-04.11	GWD-43A	16102-97205
	S200V,S210V	660	EFDE	TBO	02.01-04.11	GWD-43AH	16100-B9201
	S200C,S200P,S210P	660	EFVE	EFI	02.01-07.11	GWD-54A	16102-97204
	S320V,S330V	660	EFDE	TBO	04.11-05.11		16100-B9201
	S320V,S330V	660	EFDE	TBO	04.11-05.11	GWD-43A	16102-97205
	S320V,S330V	660	EFDE	TBO	04.11-05.11	GWD-43AH	16100-B9201
	S320V,S330V	660	EFVE	EFI	04.11-05.11	GWD-43AH	16100-B9201
	S320V,S330V	660	EFSE	EFI	04.11-07.11	GWD-47A	16100-B9190
	S330V	660	EFVE	EFI	04.11-07.11		16100-B9201
	S330V	660	EFVE	EFI	04.11-07.11	GWD-43A	16102-97205
	S320V	660	EFVE	EFI	04.11-10.03		16100-B9201
	S320V	660	EFVE	EFI	04.11-10.03	GWD-43A	16102-97205
	S320V,S330V	660	EFVE	CNG	05.01-05.11	GWD-43AH	16100-B9201
	S330W	660	EFVE	EFI	05.01-05.11	GWD-43AH	16100-B9201
	S320V,S330V	660	EFVE	CNG	05.01-07.11		16100-B9201
S320V,S330V	660	EFVE	CNG	05.01-07.11	GWD-43A	16102-97205	
S320W,S330W	660	EFSE	EFI	05.01-07.11	GWD-47A	16100-B9190	

DAIHATSU

CAR NAME	MODEL	C.C.	ENGINE	N.B	YEAR	GMB NO.	OEM NO.
HIJET	S330W	660	EFVE	EFI	05.01-07.11		16100-B9201
	S330W	660	EFVE	EFI	05.01-07.11	GWD-43A	16102-97205
	S210C	660	EFVE	EFI	05.12-07.11		16100-B9181
	S210C	660	EFVE	EFI	05.12-07.11	GWD-54A	16102-97204
	S320V,S330V	660	EFDET	TBO	05.12-07.11		16100-B9201
	S320V,S330V	660	EFDET	TBO	05.12-07.11	GWD-43A	16102-97205
	S210C	660	EFVE	EFI	05.12-07.12	GWD-42AH	16100-B9181
	S320V,S330V	660	EFDET	TBO	05.12-07.12	GWD-43AH	16100-B9201
	S321V,S331V	660	KFDET	TBO	07.12-	GWD-56A	16100-B9464
	S321V,S321W,S331V	660	KFVE	EFI	07.12-	GWD-56A	16100-B9464
	S331W	660	KFVE	EFI	07.12-	GWD-56A	16100-B9464
	S320V,S330V	660	EFVN	CNG	07.12-09.02		16100-B9201
	S320V,S330V	660	EFVN	CNG	07.12-09.02	GWD-43A	16102-97205
	S201C,S201P,S211C	660	KFVE	EFI	07.12-14.07	GWD-55A	16100-B9450
	S211P	660	KFVE	EFI	07.12-14.07	GWD-55A	16100-B9450
	S201C,S201P,S211C	660	KFVE	EFI	07.12-14.07	GWD-56A	16100-B9455
	S211P	660	KFVE	EFI	07.12-14.07	GWD-56A	16100-B9455
	S321V,S331V	660	KFDET	TBO	07.12-15.03	GWD-55A	16100-B9450
	S321V,S321W,S331V	660	KFVE	EFI	07.12-15.03	GWD-55A	16100-B9450
	S331W	660	KFVE	EFI	07.12-15.03	GWD-55A	16100-B9450
	S321V,S331V	660	EFVN	CNG	08.09-09.01		16100-B9201
	S321V,S331V	660	EFVN	CNG	08.09-09.01	GWD-43A	16102-97205
	S321V,S331V	660	KFVN	CNG	09.02-		16100-B9465
	S321V,S331V	660	KFVN	CNG	09.02-	GWD-56A	16100-B9461
	S500P,S510P	660	KF	EFI	14.07-	GWD-56A	16100-B9455
	S321V,S331V	660	KFDET	TBO	15.03-		16100-B9465
	S321V,S321W,S331V	660	KFVE	EFI	15.03-		16100-B9465
	S331W	660	KFVE	EFI	15.03-		16100-B9465
	S82C,S82P,S83C,S83P	660	EFCS	GAS	90.04-94.01	GWD-37A	16100-87509-000
	S82V,S83V	660	EFVS	GAS	90.04-94.01	GWD-38A	16100-87510-000
	S82W,S83W	660	EFVS	GAS	91.08-94.01	GWD-38A	16100-87510-000
	S82V,S83V	660	EFES	EFI	92.08-94.01	GWD-38A	16100-87510-000
	S100C,S100CT,S100P	660	EFES	EFI	94.01-95.12	GWD-39A	16100-87507-000
	S100V,S110P,S110V	660	EFES	EFI	94.01-95.12	GWD-39A	16100-87507-000
	S100C,S100CT,S100P	660	EFNS	GAS	94.01-98.12	GWD-39A	16100-87507-000
	S100V,S110C,S110CT	660	EFNS	GAS	94.01-98.12	GWD-39A	16100-87507-000
	S110P,S110V	660	EFNS	GAS	94.01-98.12	GWD-39A	16100-87507-000
	S100W,S110W	660	EFES	EFI	94.04-95.12	GWD-39A	16100-87507-000
	S100W	660	EFNS	GAS	94.04-98.12	GWD-39A	16100-87507-000
	S100V,S100W,S110V	660	EFZS	EFI	95.12-98.12	GWD-40A*	16100-87508-000
	S100V,S100W,S110V	660	EFZS	EFI	95.12-98.12	GWD-42A	16102-87207-000
	S100C,S100CT,S100P	660	EFGS	GAS	95.12-98.12	GWD-40A*	16100-87508-000
	S100V,S110P,S110V	660	EFGS	GAS	95.12-98.12	GWD-40A*	16100-87508-000
	S110W	660	EFGS	GAS	95.12-98.12	GWD-40A*	16100-87508-000
	S100C,S100CT,S100P	660	EFGS	GAS	95.12-98.12	GWD-42A	16102-87207-000
	S100V,S110P,S110V	660	EFGS	GAS	95.12-98.12	GWD-42A	16102-87207-000
	S110W	660	EFGS	GAS	95.12-98.12	GWD-42A	16102-87207-000
	S200P,S210P	660	EFVE	EFI	98.12-00.02	GWD-42AH	16100-B9181
	S210V	660	EFVE	EFI	98.12-00.02	GWD-43AH	16100-B9201
	S200C	660	EFVE	EFI	98.12-01.09	GWD-42AH	16100-B9181
	S200V	660	EFVE	EFI	98.12-01.09	GWD-43AH	16100-B9201
	S200V	660	EFSE	EFI	98.12-03.05	GWD-43AH	16100-B9201

DAIHATSU

CAR NAME	MODEL	C.C.	ENGINE	N.B	YEAR	GMB NO.	OEM NO.
HIJET	S200V	660	EFSE	EFI	98.12-04.11		16100-B9201
	S200V	660	EFSE	EFI	98.12-04.11	GWD-43A	16102-97205
	S200C,S200P,S210P	660	EFVE	EFI	98.12-04.11	GWD-42A	16102-87207-000
	S200V,S210V	660	EFSE	EFI	98.12-04.11	GWD-47A	16100-B9190
	S200V,S210V	660	EFVE	EFI	98.12-04.11		16100-B9201
	S200V,S210V	660	EFVE	EFI	98.12-04.11	GWD-43A	16102-97205
	S200C,S200P,S210C	660	EFSE	EFI	98.12-07.11	GWD-47A	16100-B9190
	S210P	660	EFSE	EFI	98.12-07.11	GWD-47A	16100-B9190
	S200C,S200P,S210P	660	EFVE	EFI	98.12-07.11		16100-B9181
	S200V,S210V	660	EFVN	CNG	99.11-02.01	GWD-43AH	16100-B9201
	S200V,S210V	660	EFVN	CNG	99.11-04.11		16100-B9201
	S200V,S210V	660	EFVN	CNG	99.11-04.11	GWD-43A	16102-97205
HIJET GRANCARGO	S221V,S231V	1300	K3VE	EFI	01.07-04.11		16100-B9442
HIJET/ATRAI	S38	360	ZM		71.09-81.08	GWD-12A	16100-87502-000
	S40,S60	550	AB		76.04-81.03	GWD-16A*	16102-87780-000
	S65,S66	550	AB		81.04-86.05	GWD-25A	16111-87780-000
	S66V	550	AB		82.03-86.05	GWD-25A	16111-87780-000
LEEZA	L100S,L100V	550	EB	GAS	86.11-90.07	GWD-29A	16100-87252-000
	L100V	550	EB	TBO	86.11-90.07	GWD-29A	16100-87252-000
	L111S	660	EFHL	GAS	90.08-92.07	GWD-36A	16100-B9210
	L111S	660	EFJL	TBO	91.01-92.07	GWD-36A	16100-B9210
	L111SK	660	EFJL	TBO	91.11-92.07	GWD-36A	16100-B9210
MAX	L950S,L960S	660	EFDET	TBO	01.11-05.11	GWD-40A*	16100-87249-000
	L950S,L960S	660	EFDET	TBO	01.11-05.11	GWD-42A	16102-87207-000
	L950S,L960S	660	EFVE	EFI	01.11-05.11	GWD-40A*	16100-87249-000
	L950S,L960S	660	EFVE	EFI	01.11-05.11	GWD-42A	16102-87207-000
	L952S,L962S	660	JBDET	TBO	01.11-05.11	GWD-45A	16100-B9330
	L950S,L960S	660	EFDET	TBO	04.05-05.11	GWD-52A	16102-B2010
	L950S,L960S	660	EFDET	TBO	04.05-05.11	GWD-52AH	16100-B9120
	L950S,L960S	660	EFVE	EFI	04.05-05.11	GWD-52A	16102-B2010
	L950S,L960S	660	EFVE	EFI	04.05-05.11	GWD-52AH	16100-B9120
MEBIUS	ZVW41N	1800	2ZRFXE	EFI	13.04-		161A0-29015
MIDGET II	K100P	660	EFCK	GAS	96.03-99.08	GWD-39A	16100-87507-000
	K100C	660	EFCK	GAS	97.01-99.08	GWD-39A	16100-87507-000
	K100C,K100P	660	EFSE	EFI	99.08-01.07	GWD-47A	16100-B9190
MIRA	L70S,L70V	550	EB	TBO	85.08-90.02	GWD-29A	16100-87252-000
	L70S,L70V,L71V	550	EB	GAS	85.08-90.02	GWD-29A	16100-87252-000
	L71V	550	EB	TBO	86.08-90.02	GWD-29A	16100-87252-000
	L700V	660	EFVE	EFI	01.10-02.12	GWD-40A*	16100-87249-000
	L700V	660	EFVE	EFI	01.10-02.12	GWD-42A	16102-87207-000
	L260S	660	EFVE	EFI	02.12-04.12	GWD-40A*	16100-87249-000
	L260S	660	EFVE	EFI	02.12-04.12	GWD-42A	16102-87207-000
	L250S,L250V	660	EFVE	EFI	02.12-05.08	GWD-40A*	16100-87249-000
	L250S,L250V	660	EFVE	EFI	02.12-05.08	GWD-42A	16102-87207-000
	L250V,L260V	660	EFVN	CNG	02.12-05.08	GWD-40A*	16100-87249-000
	L250V,L260V	660	EFVN	CNG	02.12-05.08	GWD-42A	16102-87207-000
	L250S	660	EFVD	EFI	02.12-07.11	GWD-53A	16102-97203
	L250S	660	EFVD	EFI	02.12-07.11	GWD-53AH	16100-B9110
	L250S,L250V,L260S	660	EFSE	EFI	02.12-07.11		16100-B9101
	L260V	660	EFSE	EFI	02.12-07.11		16100-B9101
	L250V,L260V	660	EFVN	CNG	02.12-07.11	GWD-52A	16102-B2010
	L250V,L260V	660	EFVN	CNG	02.12-07.11	GWD-52AH	16100-B9120

DAIHATSU

CAR NAME	MODEL	C.C.	ENGINE	N.B	YEAR	GMB NO.	OEM NO.
MIRA	L250S,L250V,L260S	660	EFVE	EFI	04.02-07.11	GWD-52A	16102-B2010
	L250S,L250V,L260S	660	EFVE	EFI	04.02-07.11	GWD-52AH	16100-B9120
	L700S,L710S	660	EFDE	TBO	04.05-04.10	GWD-52A	16102-B2010
	L700S,L710S	660	EFDE	TBO	04.05-04.10	GWD-52AH	16100-B9120
	L700S,L710S	660	EFVE	EFI	04.05-04.10	GWD-52A	16102-B2010
	L700S,L710S	660	EFVE	EFI	04.05-04.10	GWD-52AH	16100-B9120
	L650S,L660S	660	EFVE	EFI	04.11-09.03	GWD-52A	16102-B2010
	L650S,L660S	660	EFVE	EFI	04.11-09.03	GWD-52AH	16100-B9120
	L275S,L285S	660	KFVE	EFI	06.12-	GWD-55A	16100-B9452
	L275S,L285S	660	KFVE	EFI	06.12-	GWD-56A	16100-B9455
	L275S,L285S	660	KFDET	TBO	06.12-11.07	GWD-55A	16100-B9452
	L275S,L285S	660	KFDET	TBO	06.12-11.07	GWD-56A	16100-B9455
	L275V,L285V	660	KFVE	EFI	07.10-	GWD-55A	16100-B9452
	L275V,L285V	660	KFVE	EFI	07.10-	GWD-56A	16100-B9455
	L275V	660	KFVN	CNG	08.02-11.07	GWD-55A	16100-B9452
	L275V	660	KFVN	CNG	08.02-11.07	GWD-56A	16100-B9455
	L200V	660	EFXL	TBO	90.03-92.08	GWD-36A	16100-B9210
	L200S	660	EFJL	TBO	90.03-94.08	GWD-36A	16100-B9210
	L200S,L200V	660	EFCL	GAS	90.03-95.01	GWD-36A	16100-B9210
	L200S,L210S	660	EFHL	GAS	90.03-95.01	GWD-36A	16100-B9210
	L220S	660	EFJL	TBO	90.04-93.07	GWD-36A	16100-B9210
	L210V	660	EFCL	GAS	90.04-94.08	GWD-36A	16100-B9210
	L210S	660	EFJL	TBO	90.11-94.08	GWD-36A	16100-B9210
	L220S	660	EFHL	GAS	90.12-91.09	GWD-36A	16100-B9210
	L200S	660	EFEL	EFI	91.08-94.08	GWD-36A	16100-B9210
	L210S	660	EFEL	EFI	91.10-95.01	GWD-36A	16100-B9210
	L200S	660	EFKL	EFI	92.08-94.08	GWD-36A	16100-B9210
	L210V	660	EFEL	EFI	92.08-94.08	GWD-36A	16100-B9210
	L500S	660	EFJL	TBO	94.08-95.10	GWD-36A	16100-B9210
	L500S	660	EFKL	EFI	94.08-95.10	GWD-36A	16100-B9210
	L500S,L510S	660	EFEL	EFI	94.08-95.10	GWD-36A	16100-B9210
	L502S	660	JBEL	EFI	94.08-98.08	GWD-44A	16100-87250-000
	L500V,L510V	660	EFCL	GAS	94.08-98.08	GWD-36A	16100-B9210
	L502S,L512S	660	JBJL	TBO	94.08-98.08	GWD-44A	16100-87250-000
	L500S	660	EFFL	GAS	94.10-98.08	GWD-36A	16100-B9210
	L500S	660	EFGL	GAS	95.10-97.05	GWD-40A*	16100-87249-000
	L500S	660	EFGL	GAS	95.10-97.05	GWD-42A	16102-87207-000
	L500S	660	EFRL	TBO	95.10-98.08	GWD-40A*	16100-87249-000
	L500S	660	EFRL	TBO	95.10-98.08	GWD-42A	16102-87207-000
	L500S,L510S	660	EFZL	EFI	95.10-98.08	GWD-40A*	16100-87249-000
	L500S,L510S	660	EFZL	EFI	95.10-98.08	GWD-42A	16102-87207-000
	L510S	660	EFRL	TBO	97.08-98.08	GWD-40A*	16100-87249-000
	L510S	660	EFRL	TBO	97.08-98.08	GWD-42A	16102-87207-000
L700S,L700V,L710S	660	EFSE	EFI	98.10-02.12		16100-B9101	
L710V	660	EFSE	EFI	98.10-02.12		16100-B9101	
L700S,L710S	660	EFDE	TBO	98.10-04.10	GWD-40A*	16100-87249-000	
L700S,L710S	660	EFDE	TBO	98.10-04.10	GWD-42A	16102-87207-000	
L700S,L710S	660	EFVE	EFI	98.10-04.10	GWD-40A*	16100-87249-000	
L700S,L710S	660	EFVE	EFI	98.10-04.10	GWD-42A	16102-87207-000	
L700V,L710V	660	EFVN	CNG	99.11-02.12	GWD-40A*	16100-87249-000	
L700V,L710V	660	EFVN	CNG	99.11-02.12	GWD-42A	16102-87207-000	
L701S,L711S	1000	EJVE	EFI	02.08-04.10	GWD-42A	16102-87207-000	

DAIHATSU

CAR NAME	MODEL	C.C.	ENGINE	N.B	YEAR	GMB NO.	OEM NO.
MIRA	L701S,L711S	1000	EJVE	EFI	02.08-04.10	GWD-50AH	16100-97205-000
	L701S,L711S	1000	EJVE	EFI	04.05-04.10		16100-97244
	L701S,L711S	1000	EJVE	EFI	04.05-04.10	GWD-52A	16102-B2010
MIRA AVY	L260S	660	EFDET	TBO	02.12-04.12	GWD-41A	16102-87208
	L260S	660	EFDET	TBO	02.12-04.12	GWD-41A*	16100-87251-000
	L260S	660	EFVE	EFI	02.12-04.12	GWD-40A*	16100-87249-000
	L260S	660	EFVE	EFI	02.12-04.12	GWD-42A	16102-87207-000
	L250S	660	EFDET	TBO	02.12-05.08	GWD-41A	16102-87208
	L250S	660	EFDET	TBO	02.12-05.08	GWD-41A*	16100-87251-000
	L250S	660	EFVE	EFI	02.12-05.08	GWD-40A*	16100-87249-000
	L250S	660	EFVE	EFI	02.12-05.08	GWD-42A	16102-87207-000
	L250S,L260S	660	EFDET	TBO	04.02-07.11	GWD-51A	16102-B0010
	L250S,L260S	660	EFDET	TBO	04.02-07.11	GWD-51AH	16100-B9130
	L250S,L260S	660	EFVE	EFI	04.02-07.11	GWD-52A	16102-B2010
	L250S,L260S	660	EFVE	EFI	04.02-07.11	GWD-52AH	16100-B9120
MIRA COCOA	L675S,L685S	660	KFVE	EFI	09.07-	GWD-56A	16100-B9455
	L675S,L685S	660	KFVE	EFI	09.07-12.04	GWD-55A	16100-B9451
MIRA ES	LA300S,LA310S	660	KFVE	EFI	11.08-	GWD-56A	16100-B9455
MOVE	L912S	660	JBDET	TBO	01.09-02.09	GWD-45A	16100-B9330
	L150S,L160S	660	EFDET	TBO	02.10-04.12	GWD-41A	16102-87208
	L150S,L160S	660	EFDET	TBO	02.10-04.12	GWD-41A*	16100-87251-000
	L150S,L160S	660	EFVE	EFI	02.10-04.12	GWD-40A*	16100-87249-000
	L150S,L160S	660	EFVE	EFI	02.10-04.12	GWD-42A	16102-87207-000
	L152S	660	JBDET	TBO	02.10-06.10	GWD-45A	16100-B9140
	L150S,L160S	660	EFVE	EFI	02.10-06.10	GWD-52A	16102-B2010
	L150S	660	EFVE	EFI	04.01-06.10	GWD-52AH	16100-B9120
	L150S,L160S	660	EFDET	TBO	04.02-04.12	GWD-52A	16102-B2010
	L150S,L160S	660	EFDET	TBO	04.02-06.10	GWD-51A	16102-B0010
	L150S,L160S	660	EFDET	TBO	04.02-06.10	GWD-51AH	16100-B9130
	L160S	660	EFVE	EFI	04.02-06.10	GWD-52AH	16100-B9120
	L175S,L185S	660	KFDET	TBO	06.10-10.12	GWD-55A	16100-B9450
	L175S,L185S	660	KFDET	TBO	06.10-10.12	GWD-56A	16100-B9350
	L175S,L185S	660	KFVE	EFI	06.10-10.12	GWD-55A	16100-B9450
	L175S,L185S	660	KFVE	EFI	06.10-10.12	GWD-56A	16100-B9350
	LA100S,LA110S	660	KFDET	TBO	10.12-	GWD-56A	16100-B9455
	LA100S,LA110S	660	KFVE	EFI	10.12-	GWD-56A	16100-B9455
	LA150S,LA160S	660	KFVE	EFI	14.11-	GWD-56A	16100-B9455
	LA150S,LA160S	660	KFVET	TBO	14.11-	GWD-56A	16100-B9455
	L600S	660	EFGL	GAS	95.08-98.09	GWD-40A*	16100-87249-000
	L600S	660	EFGL	GAS	95.08-98.09	GWD-42A	16102-87207-000
	L602S	660	JB JL	TBO	95.08-98.09	GWD-44A	16100-87250-000
	L600S,L610S	660	EFZL	EFI	95.08-98.09	GWD-40A*	16100-87249-000
	L600S,L610S	660	EFZL	EFI	95.08-98.09	GWD-42A	16102-87207-000
	L600S,L610S	660	EFRL	TBO	96.04-98.09	GWD-40A*	16100-87249-000
	L600S,L610S	660	EFRL	TBO	96.04-98.09	GWD-42A	16102-87207-000
	L900S	660	EFSE	EFI	98.10-00.10		16100-B9101
	L900S	660	EFDET	TBO	98.10-02.09	GWD-40A*	16100-87249-000
	L900S	660	EFDET	TBO	98.10-02.09	GWD-42A	16102-87207-000
L900S	660	EFVE	EFI	98.10-02.09	GWD-40A*	16100-87249-000	
L900S	660	EFVE	EFI	98.10-02.09	GWD-42A	16102-87207-000	
L902S	660	JBDET	TBO	98.10-02.09	GWD-45A	16100-B9330	
L910S	660	EFDET	TBO	98.10-02.10	GWD-40A*	16100-87249-000	

DAIHATSU

CAR NAME	MODEL	C.C.	ENGINE	N.B	YEAR	GMB NO.	OEM NO.
MOVE	L910S	660	EFDET	TBO	98.10-02.10	GWD-42A	16102-87207-000
	L910S	660	EFVE	EFI	98.10-02.10	GWD-40A*	16100-87249-000
	L910S	660	EFVE	EFI	98.10-02.10	GWD-42A	16102-87207-000
MOVE CONTE	L575S,L585S	660	KFVE	EFI	08.08-	GWD-56A	16100-B9455
	L575S,L585S	660	KFVE	EFI	08.08-11.06	GWD-55A	16100-B9451
	L575S,L585S	660	KFDET	TBO	08.09-	GWD-56A	16100-B9455
	L575S,L585S	660	KFDET	TBO	08.09-11.06	GWD-55A	16100-B9451
MOVE LATTE	L550S,L560S	660	EFDET	TBO	04.08-05.05	GWD-41A	16102-87208
	L550S,L560S	660	EFDET	TBO	04.08-05.05	GWD-41A*	16100-87251-000
	L550S,L560S	660	EFVE	EFI	04.08-05.05	GWD-40A*	16100-87249-000
	L550S,L560S	660	EFVE	EFI	04.08-05.05	GWD-42A	16102-87207-000
	L550S,L560S	660	EFDET	TBO	04.08-09.03	GWD-51A	16102-B0010
	L550S,L560S	660	EFDET	TBO	04.08-09.03	GWD-51AH	16100-B9130
	L550S,L560S	660	EFVE	EFI	04.08-09.03	GWD-52A	16102-B2010
	L550S,L560S	660	EFVE	EFI	04.08-09.03	GWD-52AH	16100-B9120
NAKID	L750S,L760S	660	EFDE	TBO	99.11-03.12	GWD-40A*	16100-87249-000
	L750S,L760S	660	EFDE	TBO	99.11-03.12	GWD-42A	16102-87207-000
	L750S,L760S	660	EFVE	EFI	99.11-03.12	GWD-40A*	16100-87249-000
	L750S,L760S	660	EFVE	EFI	99.11-03.12	GWD-42A	16102-87207-000
OPTI	L800S	660	EFDE	TBO	00.02-02.08	GWD-40A*	16100-87249-000
	L800S	660	EFDE	TBO	00.02-02.08	GWD-42A	16102-87207-000
	L300S,L310S	660	EFEL	EFI	92.02-95.10	GWD-36A	16100-B9210
	L300S	660	EFKL	EFI	92.08-98.08	GWD-36A	16100-B9210
	L300S,L310S	660	EFZL	EFI	95.10-98.08	GWD-41A	16102-87208
	L300S,L310S	660	EFZL	EFI	95.10-98.08	GWD-41A*	16100-87251-000
	L802S	660	JBDE	TBO	98.11-00.02	GWD-45A	16100-B9330
	L810S	660	EFDE	TBO	98.11-02.08	GWD-40A*	16100-87249-000
	L810S	660	EFDE	TBO	98.11-02.08	GWD-42A	16102-87207-000
	L800S,L810S	660	EFSE	EFI	98.11-02.08		16100-B9101
	L800S,L810S	660	EFVE	EFI	98.11-02.08	GWD-40A*	16100-87249-000
	L800S,L810S	660	EFVE	EFI	98.11-02.08	GWD-42A	16102-87207-000
PYZAR	G303G	1500	HEEG	EFI	96.08-02.07	GWD-32A	16100-B9170
	G313G	1500	HEEG	EFI	96.08-97.08	GWD-32A	16100-B9170
	G301G,G311G	1600	HDEP	EFI	97.09-02.07	GWD-32A	16100-B9170
ROCKY	F300S	1600	HDE	EFI	90.07-97.05	GWD-35A	16100-B9250
RUGGER	F73G,F73W,F78G,F78W	2800	DL	DTB	93.05-97.05	GWD-46A	16100-B9090
SONICA	L405S,L415S	660	KFDET	TBO	06.05-09.04	GWD-56A	16100-B9350
STORIA	M112S	700	JCDET	TBO	98.03-04.05	GWD-45A	16100-B9330
	M100S,M110S	1000	EJVE	EFI	00.05-04.05	GWD-42A	16102-87207-000
	M100S,M110S	1000	EJVE	EFI	00.05-04.05	GWD-50AH	16100-97205-000
	M100S,M110S	1000	EJDE	EFI	98.01-00.05	GWD-42A	16102-87207-000
	M100S,M110S	1000	EJDE	EFI	98.01-00.05	GWD-50AH	16100-97205-000
	M101S,M111S	1300	K3VE	EFI	00.05-04.05		16100-B9011
TAFT/RUGGER	F10	1200	FE		74.08-78.08		16100-87181-000
	F20	1600	12R		76.09-81.10	GWT-12A	16100-39116-000
	F50	2500	DG		78.08-82.08	GWD-14A	16100-87309-000
	F50	2500	DG		82.08-82.10	GWD-28A	16100-87381-000
	F60	2800	DL		82.08-84.03	GWD-28A	16100-87382-000
	F70	2800	DL		84.04-87.09	GWD-28A	16100-87387-000
	F70V,F71G,F75V,F76G	2800	DL		84.04-87.09		16100-87389-000
	F70	2800	DL		87.09-90.11	GWD-33A	16100-87394-000
	F70V,F71G,F75V,F76G	2800	DL		87.09-90.11	GWD-46A	16100-87395-000

DAIHATSU

CAR NAME	MODEL	C.C.	ENGINE	N.B	YEAR	GMB NO.	OEM NO.
TANTO	L350S,L360S	660	EFDET	TBO	03.11-05.06	GWD-41A	16102-87208
	L350S,L360S	660	EFDET	TBO	03.11-05.06	GWD-41A*	16100-87251-000
	L350S,L360S	660	EFVE	EFI	03.11-05.06	GWD-40A*	16100-87249-000
	L350S,L360S	660	EFVE	EFI	03.11-05.06	GWD-42A	16102-87207-000
	L350S,L360S	660	EFDET	TBO	03.11-07.11	GWD-51A	16102-B0010
	L350S,L360S	660	EFDET	TBO	03.11-07.11	GWD-51AH	16100-B9130
	L350S,L360S	660	EFVE	EFI	04.05-07.11	GWD-52A	16102-B2010
	L350S,L360S	660	EFVE	EFI	04.05-07.11	GWD-52AH	16100-B9120
	L375S,L385S	660	KFDET	TBO	07.12-10.10	GWD-55A	16100-B9450
	L375S,L385S	660	KFVE	EFI	07.12-10.10	GWD-55A	16100-B9450
	L375S,L385S	660	KFDET	TBO	07.12-13.09	GWD-56A	16100-B9455
	L375S,L385S	660	KFVE	EFI	07.12-13.09	GWD-56A	16100-B9455
	LA600S,LA610S	660	KFVE	EFI	13.09-		16100-B9457
	LA600S,LA610S	660	KFVE	EFI	13.09-	GWD-56A	16100-B9455
	LA600S,LA610S	660	KFVET	TBO	13.09-		16100-B9457
	LA600S,LA610S	660	KFVET	TBO	13.09-	GWD-56A	16100-B9455
TANTO EXE	L455S	660	KFDET	TBO	09.12-	GWD-56A	16100-B9455
	L455S	660	KFVE	EFI	09.12-	GWD-55A	16100-B9451
	L455S	660	KFVE	EFI	09.12-	GWD-56A	16100-B9455
	L465S	660	KFVE	EFI	09.12-10.10	GWD-55A	16100-B9451
	L455S	660	KFDET	TBO	09.12-12.05	GWD-55A	16100-B9452
	L465S	660	KFDET	TBO	10.01-	GWD-55A	16100-B9452
	L465S	660	KFDET	TBO	10.01-	GWD-56A	16100-B9455
	L465S	660	KFVE	EFI	10.10-	GWD-56A	16100-B9455
TERIOS	J102G,J122G	1300	K3VE	EFI	00.05-02.01	GWD-57A	16100-B9150
	J102G,J122G	1300	K3VE	EFI	00.05-05.12		16100-B9011
	J102G	1300	K3VET	TBO	00.08-02.01	GWD-57A	16100-B9150
	J102G	1300	K3VET	TBO	00.08-05.12		16100-B9011
	J100G	1300	HCEJ	EFI	97.03-00.05	GWD-35A	16100-B9250
TERIOS KID	J131G	660	EFDEM	TBO	00.01-05.10	GWD-40A*	16100-87249-000
	J131G	660	EFDEM	TBO	00.01-05.10	GWD-42A	16102-87207-000
	J131G	660	EFDET	TBO	00.01-05.10	GWD-40A*	16100-87249-000
	J131G	660	EFDET	TBO	00.01-05.10	GWD-42A	16102-87207-000
	J111G,J131G	660	EFDEM	TBO	03.08-06.08	GWD-52A	16102-B2010
	J111G,J131G	660	EFDEM	TBO	03.08-06.08	GWD-52AH	16100-B9120
	J111G,J131G	660	EFDET	TBO	03.08-12.05	GWD-52A	16102-B2010
	J111G,J131G	660	EFDET	TBO	03.08-12.05	GWD-52AH	16100-B9120
	J111G	660	EFDEM	TBO	98.10-05.10	GWD-40A*	16100-87249-000
	J111G	660	EFDEM	TBO	98.10-05.10	GWD-42A	16102-87207-000
	J111G	660	EFDET	TBO	98.10-05.10	GWD-40A*	16100-87249-000
	J111G	660	EFDET	TBO	98.10-05.10	GWD-42A	16102-87207-000
TERIOS LUKIA	J111G,J131G	660	EFDEM	EFI	02.01-03.08	GWD-40A*	16100-87249-000
	J111G,J131G	660	EFDEM	EFI	02.01-03.08	GWD-42A	16102-87207-000
WAKE	LA700S,LA710S	660	KFVE	EFI	14.10-		16100-B9457
	LA700S,LA710S	660	KFVE	EFI	14.10-	GWD-56A	16100-B9455
	LA700S,LA710S	660	KFVET	TBO	14.10-		16100-B9457
	LA700S,LA710S	660	KFVET	TBO	14.10-	GWD-56A	16100-B9455
YRV	M200G	1000	EJVE	EFI	00.08-02.12	GWD-42A	16102-87207-000
	M200G	1000	EJVE	EFI	00.08-02.12	GWD-50AH	16100-97205-000
	M201G,M211G	1300	K3VE	EFI	00.08-05.07		16100-B9011
	M201G,M211G	1300	K3VT	TBO	00.08-05.07		16100-B9011

FIAT

CAR NAME	YEAR	MODEL / ENGINE / REMARK	GMB NO.	OEM NO.
DISENGAGING FAN	61-68	1300,1500 FIXED FAN		4119143
	61-68	1500 DISENGAGED FAN		4081489
	59-68	1800		4081489
	61-68	2300 W/O AC		4081489
124	66-75	1.2L	GWFI-04A	4129810
	73-74	1.6L SPECIAL T	GWFI-09A	4269431
	73-74	1.6L SPECIAL T 2ND SERIES	GWFI-03A	4331825
	72-76	1.6L 1.8L SPORT COUPE(CC,CS)	GWFI-09A	4269431
	72-76	1.6L 1.8L SPORT COUPE 2ND SERIES	GWFI-03A	4331825
127	71-84	0.9L		4384129
	77-85	1.0L		4336009
	77-85	1.3L 1.3L(D)		4336009
128	69-81	1.1L 1.3L	GWFI-01A	4384128
131 MIRAFIORI	74-84	1.3L	GWFI-05A	4332090
	81-84	1.4L		4456432
	74-80	1.6L CL/L/PANORAMA	GWFI-05A	4332090
	78-84	1.6L SUPER	GWFI-03A	5882689
	80-84	2.0L SUPER exc.A/C	GWFI-03A	4331825
	80-84	2.0L SUPER A/C	GWFI-05A	4332090
	78-85	RANCING & RALLY	GWFI-03A	4331825
	78-84	2.0L 2.5L(D)		7303050
	75-85	USA	GWFI-03A	4331825
132	74-81	1.6L 1.8L 2.0L	GWFI-03A	4331825
ARGENTA	81-84	1.6L 2.0L	GWFI-03A	4331825
	82-86	2.5L(D)		7303050
CROMA	85-94	2.0L		5973319
PANDA	86-92	0.75L	GWFI-13A	5973713
	86-95	0.75L (141A)	GWFI-14A	46423351
	80-86	0.9L		4384129
	85-84	1.0L FIRE ENG	GWFI-13A	5973713
	84-86	1.0L 4X4 exc.FIRE ENG		4384129
	86-89	1.0L 4X4 (141A)	GWFI-14A	46423351
	86-89	1.3L(D)		4336009
PUNTO	93-99	1.1L (176)	GWFI-14A	46423351
	94-99	1.2L (176)	GWFI-14A	46423351
	93-99	1.2L (176)	GWFI-14A	46423351
PUNTO Van	96-00	1.2L (176L)	GWFI-14A	46423351
REGATTA	84-90	1.1L 1.3L 1.5L(60,70,75,85)	GWFI-01A	4384128
	83-86	1.3L(70) W/AC		5990701
	86-87	1.5L(85) W/AC		5990701
	84-90	1.6L(85)		5954048
	83-90	1.6L(100)		7574887
	83-86	1.7L(D)		5996705
	86-90	1.7L(D)		7589767
	84-85	1.9L(D)		5999753
	85-90	1.9L(D)		7613881
SEICHENTO	98-10	1.1L(187)	GWFI-14A	46423351
STRADA RITMO	78-83	1.0L(60)		4336009
	78-88	1.1L(60)	GWFI-01A	4384128
	78-88	1.3L(65,75) W/O AC	GWFI-01A	4384128

FIAT

CAR NAME	YEAR	MODEL / ENGINE / REMARK	GMB NO.	OEM NO.
STRADA RITMO	78-88	1.3L(65,75) W/ AC		5990701
	79-82	1.5L(75) W/O AC	GWFI-01A	4384128
	81-85	1.5L(85S) W/O AC	GWFI-01A	4384128
	89-88	1.5L(75S,85S) W/AC		5990701
	81-85	1.6L(100,105)		4466193
	85-88	1.6L(100S)		4458134
	83-86	1.7L(D)		5996705
	86-87	1.7L(D)		7589767
	86-88	1.9L(D) TURBO		7553921
81-88	2.0L(125,130) ABARTH		4466193	
TEMPRA	90-94	1.4L 1.6L W/O AC	GWFI-01A	7635408
	90-94	W/AC NON PASS	GWFI-15A	7617168
	90-94	W/AC PASS		5990701
	90-94	1.8L ie	GWFI-15A	7635148
	90-94	1.9L(D) NON TURBO		7648451
	90-94	TURBO		7631379
	90-94	2.0L ie		5999790
TIPO	88-94	1.1L	GWFI-13A	5973713
	88-92	1.4L 1.6L W/AC NON PASS	GWFI-15A	7617168
	88-92	W/O AC	GWFI-01A	4384128
	88-92	W/AC & PASS		5990701
	88-94	1.7L(D)		7626604
	88-94	1.9L NON TURBO		599753
	88-94	1.9L(D) TURBO		7631379
	92-94	1.8L ie	GWFI-15A	7635148
92-94	2.0L		5999790	
UNO	83-85	9L(45)		5939200
	86-94	1.0L(45)	GWFI-13A	5973713
	86-93	1.0L(45)	GWFI-14A	46423351
	83-94	1.1L 1.3L(55,60,70)	GWFI-01A	4384128
	85-90	1.3L TURBO		7533502
	83-94	1.3L(D)		4336009
	89-94	1.4L		7615921
	85-94	1.5L		7580754
	87-88	1.7L(D)		7575817
89-94	1.7L(D)(60)		7633470	
X1/9	76-90	1.3L 1.5L	GWFI-01A	4384128
LADA(FIAT)				
NIVA	74-95	1.20013E+15	GWFI-06A	2101-1307010
	75-95	NIVA 4X4 , NIVA 4X4 VAN	GWFI-06A	2101-1307010
SAMARA	87-95	1300,1500		2108-1307010
RIVA VAN	85-91		GWFI-06A	2101-1307010
POLSKI-FIAT				
	75-	1.5L 125P FIXED FAN		4119143
	75-	DISENGAGED FAN		4081489
SEAT(FIAT)				
124	75-80	1.2L		FA-03200003
127	78-85			SE-020-032-000A
128	69-80		GWFI-01A	04297101
131	74-83		GWFI-03A	4331825

FIAT

CAR NAME	YEAR	MODEL / ENGINE / REMARK	GMB NO.	OEM NO.
IBIZA	85-95	0.9L		SE-020-032-000A
	85-95	1.2L 1.5L		SE-021-032-000A
MALAGA	85-95			SE-021-032-000A
MARBELLA	85-95	850/900		SE-020-032-000A
RONDA	83-86	1.2L 1.5L 1.6L		SE-021-032-000A
TOLEDO	91-95	1.6L 1.8L 1.9L(D)	GWVW-07A	SE-026-121-005C
TERRA VAN	87-95	0.9L	GWVW-10A	SE-020-032-000A
YUGO(FIAT)				
45 , 45 VAN	81-91	903		04471378
55 , 55 VAN	84-91	1116	GWFI-01A	04297101
65	88-91	1298	GWFI-01A	04297101
101	69-81	1116	GWFI-01A	04297101
311,511,513,311 VAN	84-90	1116,1301	GWFI-01A	04297101
TEMPO	91-95	903		04471378
TEMPO VAN	91-95	1116,1298	GWFI-01A	04297101
ZASTAVA(FIAT)				
128	62-68	1.5L	GWFI-11A	4081489
	69-	101	GWFI-01A	4297101

FORD

CAR NAME	YEAR	MODEL / ENGINE / REMARK	GMB NO.	OEM NO.
FORD (AUSTRALIA) LIMITED LISTING				
CORTINA	72-77	TC,TD 200,250 6CYL	GWF-05A	APW5002
	77-80	3.3L,4.1L TD,TE 6CYL		APW5000
	80-82	TF ALL MODELS 6CYL	GWF-07A	APW5003
FAIRLANE	70-76	4.1L ZD,ZF,ZG NON CROSS FLOW	GWF-05A	APW5002
	73-76	4.1L ZG CROSS FLOW W/AC		APW5000
	79-81	4.1L ZJ CROSS FLOW W/O AC		APW5000
	81-88	4.1L ZJ,ZK,ZL W/AC 8 BLADE FAN	GWF-07A	APW5003
	88-92	NA SERIES I , II		APW5009
FALCON	70-76	XY,XA,XB 6CYL NON CROSS FLOW	GWF-05A	APW5002
	73-76	XB 6CYL NON CROSS FLOW W/AC		APW5000
	76-82	XC,XD 6CYL CROSS FLOW W/O AC		APW5000
	76-88	XC,XD,XE,XF 6CYL W/AC	GWF-07A	APW5003
	88-94	EA SERIES I,EB,ED 6CYL		APW5009
	93-	ED,EF,(4.0L)	GWF-78A	EF-8501KT
LTD	79-82	FC 6CYL		APW5000
	82-88	FC,FD,FE 6CYL	GWF-07A	APW5003
	88-94	DA SERIES I , II ,DC,DE 6CYL		APW5009
BRONCO	81-87	4.1L 6CYL W/O AC		APW5000
	81-87	4.1L 6CYL W/AC	GWF-07A	APW5003
F SERIES	74-78	F100,250,350 6CYL	GWF-05A	APW5002
	78-87	F100,250,350 6CYL		APW5000
	81-94	F100,250,350 6CYL W/AC	GWF-07A	APW5003
TRANSIT VAN	73-78	125,175 6CYL	GWF-05A	APW5002
	78-81	125,175 6CYL		APW5000
FORD(EUROPE)				
ANGLIA	59-67		GWF-02A	5005004
CAPRI I	69-71	1.3L(V4)		5005036
	68-70	1.3L OHV	GWF-02A	5005004
	70-74	1.3L OHV	GWF-01A	5005054
	69-73	1.3L OHC	GWF-03A	5013267
	69-71	1.5L(V4)		5005036
	68-70	1.6L OHV	GWF-02A	5005004
	70-72	1.6L OHV	GWF-01A	5005054
	72-74	1.6L OHC	GWF-03A	5013267
	69-71	1.7L(V4)		5005036
	68-74	2.0L	GWF-08A	5005794
CAPRI II	74-77	1.3L	GWF-01A	5005054
	74-77	1.6L	GWF-03A	5013267
	74-77	1.7L THREAD HUB	GWF-47A	5007851
	74-77	1.7L PLAIN HUB	GWF-14A	5007852
	74-77	2.0L OHC	GWF-03A	5013267
	74-77	2.0L V4	GWF-08A	5005794
	74-77	3.0L	GWF-08A	5005794
CAPRI III	78-82	1.3L FIXED FAN	GWF-01A	5005054
	78-82	VISCOUS FAN	GWF-17A	5004998
	78-88	1.6L FIXED FAN	GWF-03A	5013267
	78-88	VISCOUS FAN	GWF-18A	5011863
	78-88	2.0L FIXED FAN	GWF-03A	5013267
	78-88	VISCOUS FAN	GWF-18A	5011863
	78-81	3.0L	GWF-08A	5005794
CLASSIC CAPRI	61-64	1.3L,1.5L	GWF-02A	5005004

FORD

CAR NAME	YEAR	MODEL / ENGINE / REMARK	GMB NO.	OEM NO.
FORD(EUROPE)				
CONSUL	72-74	2.0L	GWF-08A	5005794
	74-75	2.0L	GWF-03A	5013267
	72-75	2.5L,3.0L	GWF-08A	5005794
CORSAIR	63-65	1.5L	GWF-02A	5005004
	63-70	1.7L,2.0L	GWF-08A	5005794
CORTINA MK I	62-66	1.2L,1.5L	GWF-02A	5005004
CORTINA MK II	67-70	1.3L,1.5L,1.6L	GWF-02A	5005004
CORTINA MK III	70-76	1.3L	GWF-01A	5005054
	70-73	1.6L	GWF-01A	5005054
	73-76	1.6L	GWF-03A	5013267
	70-76	2.0L	GWF-03A	5013267
CORTINA MK IV/V	76-79	1.3L FIXED FAN	GWF-01A	5005054
	79-82	VISCOUS FAN	GWF-17A	5004998
	76-82	1.6L,2.0L FIXED FAN	GWF-03A	5013267
	79-82	VISCOUS FAN	GWF-18A	5013268
	77-79	2.3L FIXED FAN	GWF-25A	5005193
	77-79	VISCOUS FAN/PLAIN HUB	GWF-14A	5007852
79-82	VISCOUS FAN/THREAD HUB	GWF-47A	5007851	
ESCORT MK I	67-70	0.9L,1.1L,1.3L	GWF-02A	5005004
	70-75	1.1L,1.3L,1.6L	GWF-01A	5005054
	73-75	RS2000	GWF-03A	5013267
ESCORT MK II	75-80	0.9L,1.1L,1.3L FIXED FAN	GWF-01A	5005054
	79-80	1.1L,1.3L,1.6L VISCOUS FAN	GWF-17A	5004998
	75-80	1.6L OHV	GWF-01A	5005054
	76-78	OHC	GWF-03A	5013267
	75-80	RS2000 FIXED FAN	GWF-03A	5013267
	79-80	VISCOUS FAN	GWF-18A	5013268
ESCORT MK III	80-86	1.1L	GWF-10A	5005197
	80-81	1.3L,1.6L		5006210
	81-86	1.1L,1.3L,1.6L	GWF-40A	5008470
	83-86	1.6L(D)		5011013
ESCORT 86	86-88	1.1L,1.3L	GWF-10A	5005197
	88-90		GWF-88A	5020437
	86-90	1.4L,1.6L	GWF-65A	5013320
	86-90	1.6L(1600cc)	GWF-86A	5020121
	86-88	1.6L(D)		5011013
	88-90	1.8L(D)		5020242
ESCORT 91	90-94	1.3L	GWF-88A	5020437
	90-94	1.4L	GWF-65A	5013320
	90-92	1.6L	GWF-65A	5013320
	90-94	1.8L(D)	GWF-89A	5020242
EXECUTIVE	66-71	3.0L	GWF-08A	5005794
FIESTA	76-89	0.9L,1.1L	GWF-10A	5005197
	76-84	1.3L	GWF-10A	5005197
	84-86	1.3L	GWF-40A	5008470
	86-89	1.4L	GWF-65A	5013320
	82-84	1.6L	GWF-10A	5005197
	84-86	1.6L	GWF-40A	5008470
	86-89	1.6L	GWF-65A	5013320
	84-88	1.6L(D)		5011013

FORD

CAR NAME	YEAR	MODEL / ENGINE / REMARK	GMB NO.	OEM NO.
FORD(EUROPE)				
FIESTA	88-89	1.8L(D)	GWF-89A	5020242
FIESTA 89	89-91	0.9L,1.1L,1.3L	GWF-88A	5020437
	91-94	1.1L,1.3L		6683522
	89-92	1.6L	GWF-65A	5013320
	89-94	1.8L(D)	GWF-89A	5020242
GRANADA	71-79	2.0L	GWF-25A	5005193
	79-85	2.0L	GWF-18A	5013268
	75-79	OHC	GWF-03A	5001864
	77-82	2.1L		1582105
	77-79	2.3L,2.8L FIXED FAN	GWF-25A	5005193
	77-85	VISCOUS FAN PLAIN HUB	GWF-14A	5007852
	77-85	THREAD HUB	GWF-47A	5007851
	80-85	2.5L(D)		5009823
	72-77	2.5L,3.0L	GWF-08A	5005794
GRANADA/SCORPIO	85-89	1.8L,2.0L	GWF-18A	5013268
	87-89	2.4L		5012434
	86-88	2.5L(D)		5009823
	88-94	2.5L(D) TURBO		8019394
	85-87	2.8L	GWF-49A	5011846
	88-94	2.9L		5012434
ORION	83-86	1.3L,1.6L	GWF-40A	5008470
	83-86	1.6L(D)		5011013
ORION 86	86-88	1.1L,1.3L	GWF-10A	5005197
	88-90	1.1L,1.3L	GWF-88A	5020437
	86-90	1.4L,1.6L	GWF-65A	5013320
	86-88	1.6L(D)		5011013
	88-90	1.8L(D)	GWF-89A	5020242
ORION 91	90-93	1.3L	GWF-88A	5020437
	90-93	1.4L	GWF-65A	5013320
	90-92	1.6L	GWF-65A	5013320
	91-93	1.8L(D)		5020242
PERFECT	59-61	107E	GWF-02A	5005004
SIERRA/SAPPHIRE	82-87	1.3L FIXED FAN	GWF-03A	5011864
	82-84	VISCOUS FAN	GWF-18A	5013268
	82-93	1.6L FIXED FAN	GWF-03A	5011864
	82-93	VISCOUS FAN	GWF-18A	5013268
	84-88	1.8L	GWF-18A	5013268
	84-88	1.8L(1800cc)	GWF-86A	5020121
	88-93	1.8L(1800cc)		5021218
	90-93	1.8L(D) TURBO		5020242
	82-89	2.0L FIXED FAN	GWF-03A	5011862
	82-89	VISCOUS FAN	GWF-18A	5013268
	80-84	2.3L VISCOUS FAN PLAIN HUB	GWF-14A	5007852
	80-84	THREAD HUB	GWF-47A	5007851
	82-90	2.3L(D)		5009823
	82-88	2.8L	GWF-49A	5011846
89-93	2.9L		5012434	
TAUNUS	62-67	1140CC(V4) 12M		6036362
	70-79	1.3L,1.6L FIXED FAN	GWF-03A	5013267
	79-82	VISCOUS FAN	GWF-18A	5013268
	62-67	1.5L(V4) 15M		6036362
	62-67	1.7L(V4) 17M		6036362
	70-79	1.8L,2.0L,2.3L,2.6L FIXED FAN	GWF-25A	5005193

FORD

CAR NAME	YEAR	MODEL / ENGINE / REMARK	GMB NO.	OEM NO.
FORD(EUROPE)				
TAUNUS	79-82	2.3L VISCOUS FAN THREAD FAN	GWF-47A	5007851
ZEPHYR ZODIAC MK 8	66-72		GWF-08A	5005794
TRANSIT	75-78	1.6L	GWF-01A	5005054
	78-85	VISCOUS FAN	GWF-18A	5014269
	78-85	FIXED FAN	GWF-03A	5014270
	86-94	1.6L,2.0L	GWF-18A	5013268
	65-78	1.6L,2.0L V4	GWF-08A	5005794
	64-70	1.7L(V4)		1405398
	71-80	2.4L(D)	GWF-09A	6031236
	80-85	2.4L(D)		5005916
	85-85	2.5L(D) DIRECT INJ ENG		5011012
85-94	4CA DIRECT INJ ENG	GWF-87A	5012773	
FORD(USA)				
AEROSTAR (TRUCK)	86-87	2.3L(140) 4CYL	GWF-22A	E4BZ-8501A
	86-94	3.0L(183) 6CYL	GWF-53A	E69Z-8501A
	95-98	3.0L(183) 6CYL	GWF-85A	F59Z-8501A
	90-94	4.0L(244) 6CYL	GWF-77A	F0TZ-8501D
	86-86	2.8L(171) 6CYL		E3TZ-8501F
BRONCO,BRONCO II	88-92	4.9L(300) 6CYL	GWF-62A	F0TZ-8501F
	93-96	4.9L(300) 6CYL	GWF-81A	F6TZ-8501KA/KB
	86-90	2.9L(177) 6CYL	GWF-58A	F6TZ-8501A
	87-87	4.9L(300) 6CYL		E7TZ-8501B
	86-84	2.8L(171) 6CYL		E3TZ-8501F
	86-83	4.9L(300) 6CYL		E5TZ-8501B
	82-80	4.9L(300) 6CYL	GWF-39A	E4TZ-8501B
	66-74	170,200 6CYL	GWF-29A	D4DZ-8501A
	87-94	5.0L(302) 8CYL	GWF-67A	E7TZ-8501A
	88-94	5.8L(351H) 8CYL	GWF-67A	E7TZ-8501A
	81-87	5.8L(351W) 8CYL	GWF-23A	D6ZZ-8501B
80-86	5.0L(302) 8CYL	GWF-23A	D6ZZ-8501B	
BRONCO,BRONCO II	78-82	5.8L(351C,M) 6.6L(400) 8CYL	GWF-11A	D6AZ-8501A
	66-77	289,302 W/O TEC 8CYL	GWF-42A	C5AZ-8501L
	74-74	W/THERMACTOR EMISSION CONTROL		D4TZ-8501A
COURIER	72-82	1.8L(110) 2.0L(121) 4CYL	GWF-15A	D77Z-8501A
	77-82	2.3L(140) 4CYL	GWF-16A	D8FZ-8501A
ELITE FAIRLANE LTD II RANCHERO TORINO	69-74	250 6CYL	GWF-38A	D5DZ-8501A
	62-68	170,200 6CYL	GWF-29A	D4DZ-8501A
	72-79	351(C,M) 400 8CYL	GWF-11A	D0AZ-8501E
	71-79	302,351(W) 8CYL	GWF-23A	D0OZ-8501C
	70-77	429,460 8CYL	GWF-35A	D5TZ-8501G
	70-71	351 8CYL	GWF-11A	D0AZ-8501E
	70-70	302 8CYL	GWF-23A	D0OZ-8501C
	67-69	289,302,351 8CYL	GWF-42A	C9AZ-8501A
	66-69	390,427,428 8CYL	GWF-37A	D4TZ-8501H
65-66	289 CAST IRON WP 8CYL	GWF-42A	C9AZ-8501A	
ESCORT EXP	91-94	1.8L(112) 4CYL	GWF-71A	E9JY-8501B
	91-94	1.9L(116) FROM 91.4 4CYL	GWF-72A	F1CZ-8501A
	91-91	1.9L(116) TO 91.4 4CYL	GWF-69A	F0CZ-8501A
	85-90	1.9L(116) 4CYL	GWF-50A	E8FZ-8501A
	84-87	2.0L(122) D 4CYL	GWF-52A	E7FZ-8501B
EXCURSION	04-	V8 6.0	GWF-118A	3C3Z 8507-AA

FORD

CAR NAME	YEAR	MODEL / ENGINE / REMARK	GMB NO.	OEM NO.
FORD(USA)				
EXPLORER	90-94	4.0L(244) 6CYL	GWF-77A	F0TZ-8501D
E-SERIES	04-05	E-350 ECONOLINE	GWF-117A	4C3Z 8501AC
	06-10	E-350 SUPER DUTY	GWF-117A	4C3Z 8501AC
	04-05	E-450 ECONOLINE	GWF-117A	4C3Z 8501AC
	06-07	E-450 SUPER DUTY	GWF-117A	4C3Z 8501AC
FAIRMONT FUTURA	81-85	1.6L(98) 4CYL	GWF-50A	E7FZ-8501A
	83-83	2.3L(140) 4CYL	GWF-22A	E3BZ-8501A
	78-82	2.3L(140) 4CYL	GWMZ-20A	D8FZ-8501A
	78-83	3.3L(200) 6CYL		D8BZ-8501A
FALCON	78-82	4.2L(255) 5.0L(302) 5.8L(351W) 8CYL	GWF-23A	D6ZZ-8501B
	60-70	144,170,200 6CYL	GWF-29A	C6DZ-8501C
	67-70	289,302 8CYL	GWF-42A	D3UZ-8501A
	65-66	289 8CYL	GWF-42A	C5AZ-8501E
FESTIVA	87-93	1.3L(79) 4CYL	GWF-66A	E9BZ-8501A
FIESTA	78-80	1.6L(98) 4CYL	GWF-10A	D8RZ-8501A
	03-	JH 1242	GWF-119A	1472867
FOCUS	00-04	2.0L L4 (120P)	GWF-115A	YS4Z-8507AA
	03-	JD 1388	GWF-119A	1472867
F-SERIES	04-07	F-250 SUPER DUTY	GWF-117A	4C3Z 8501AC
	04-	F-250 SUPER DUTY	GWF-118A	3C3Z 8507-AA
	04-07	F-350 SUPER DUTY	GWF-117A	4C3Z 8501AC
	04-	F-350 SUPER DUTY	GWF-118A	3C3Z 8507-AA
	04-07	F-450 SUPER DUTY	GWF-117A	4C3Z 8501AC
	04-	F-450 SUPER DUTY	GWF-118A	3C3Z 8507-AA
	04-07	F-550 SUPER DUTY	GWF-117A	4C3Z 8501AC
	04-	F-550 SUPER DUTY	GWF-118A	3C3Z 8507-AA
FUSION	04-	JD 1596	GWF-119A	1472867
BROUGHAM CUSTOM GALAXIE LTD	83-86	2.3L(140) 4CYL	GWF-22A	E3BZ-8501A
	82-87	3.8L(230) 6CYL	GWF-21A	E2DZ-8501A
	83-83	3.3L(200) 6CYL		D8BZ-8501A
	65-72	240 6CYL	GWF-41A	C5AZ-8501A
	92-94	4.6L(281) 8CYL	GWF-75A	F1VZ-8501A
	88-91	5.0L(302) 8CYL	GWF-70A	F0AZ-8501A
	85-91	5.8L(351) 8CYL		E1AZ-8501A
	86-88	5.0L(302) 8CYL		E1AZ-8501A
	84-85	5.0L(302) 8CYL W/CFI	GWF-57A	E5ZZ-8501A
	84-85	5.8L(351) 8CYL W/O CFI	GWF-27A	E4ZZ-8501A
	80-85	4.2L(255) 5.0L(302) 5.8L(351W) EXC HD APPLICATIONS 8CYL	GWF-26A	E0AZ-8501A
	80-84	HD APPLICATIONS 8CYL		E1AZ-8501A
	79-79	5.0L(302) 5.8L(351W) 8CYL	GWF-26A	E0AZ-8501A
	71-79	5.8L(351C,M) 6.6L(400) 8CYL	GWF-11A	D6AZ-8501A
	70-78	5.0L(302) 5.8L(351W) 8CYL	GWF-23A	D6ZZ-8501B
	70-78	429,460 8CYL	GWF-35A	D8TZ-8501B
	65-71	352,390,427,428 8CYL		C5AZ-8501U
	69-69	429 8CYL		C8VZ-8501A
	68-69	302,351 8CYL	GWF-42A	D3UZ-8501A
	65-67	289 CAST IRON 8CYL	GWF-42A	C5AZ-8501E
65-65	289 ALUMINUM 8CYL		C5AZ-8501K	

FORD

CAR NAME	YEAR	MODEL / ENGINE / REMARK	GMB NO.	OEM NO.
FORD(USA)				
GRANADA	80-82	2.3L(140) 4CYL	GWMZ-20A	D8FZ-8501A
	76-82	3.3L(200) 6CYL		D8BZ-8501A
	82-82	3.8L(230) 6CYL	GWF-21A	E2DZ-8501A
	75-80	4.1L(250) 6CYL	GWF-38A	D5DZ-8501A
	75-75	3.3L(200) W/AC 6CYL		D8BZ-8501A
	75-75	3.3L(200) W/O AC(75.4-) 6CYL		D8BZ-8501A
	75-75	3.3L(200) W/O AC(-75.4) 6CYL	GWF-29A	D4DZ-8501A
	75-82	4.2L(255) 5.0L(302) 5.8L(351W) 8CYL	GWF-23A	D6ZZ-8501B
MAVERICK	73-77	140 4CYL	GWMZ-20A	D8FZ-8501A
	70-77	250 6CYL	GWF-38A	D0DZ-8501A
	75-77	200 W/AC 6CYL	GWF-28A	D5BZ-8501A
	75-77	200 W/O AC(75.4-) 6CYL	GWF-29A	D4DZ-8501A
	75-75	200 W/O AC(-75.4) 6CYL	GWF-29A	D4DZ-8501A
	70-74	170,200 6CYL	GWF-29A	D4DZ-8501A
	71-77	5.0L(302) 5.8L(351W) 8CYL	GWF-23A	D0OZ-8501C
MONDEO	07-11	JD 1596	GWF-119A	1472867
MUSTANG	87-93	2.3L(140) 4CYL	GWF-61A	E6ZZ-8501A
	83-88	2.3L(140) 4CYL	GWF-22A	E4BZ-8501A
	74-82	2.3L(140) 4CYL	GWMZ-20A	D8FZ-8501A
	82-87	3.8L(230) 6CYL	GWF-21A	E2DZ-8501A
	94-95	3.8L(232) 6CYL	GWF-80A	F4SZ-8501A
	78-82	3.3L(200) 6CYL		D8BZ-8501A
	74-79	2.8L(171) 6CYL	GWF-24A	D8ZZ-8501A
	69-73	250 6CYL	GWF-38A	D2DZ-8501A
	65-70	170,200 6CYL	GWF-29A	C6DZ-8501C
	07-09	4.6L (281H) 8CYL	GWF-114A	YW7Z-8501BB
	01-04	4.6L (281R,X,Y) 8CYL	GWF-114A	YW7Z-8501BB
	05-06	4.6L (281H) 8CYL	GWF-113A	YR3Z-8501AB
	99-01	4.6L (281V,X) 8CYL	GWF-113A	YR3Z-8501AB
	96-98	4.6L(281) 8CYL	GWF-83A	F3LY-8501A/B
	96-98	4.6L(281) 8CYL		F6LZ-8501AA
	86-93	5.0L(302) 8CYL	GWF-56A	F0ZZ-8501A
	79-85	4.2L(255) 5.0L(302) EXC HIGH OUT-PUT 8CYL	GWF-27A	E4ZZ-8501A
	84-85	5.0L(302) HIGH-OUTPUT 8CYL	GWF-57A	E5ZZ-8501A
	94-95	5.0L(8CYL)	GWF-92A	F4ZZ-8501A/B
	76-78	5.0L(302)(76.3-) 8CYL	GWF-23A	D6ZZ-8501B
	75-76	5.0L(302)(-76.3) 8CYL		D5ZZ-8501A
	71-73	5.0L(302) 8CYL	GWF-23A	D0OZ-8501C
	71-73	351 8CYL	GWF-11A	D0AZ-8501C
	71-71	429 8CYL	GWF-35A	D2VY-8501C
	70-70	302,351W 8CYL	GWF-23A	D0OZ-8501C
	70-70	351C 8CYL	GWF-11A	D0AZ-8501C
	67-70	390,427,428 8CYL		D0AZ-8501D
69-69	429 8CYL		C9VZ-8501A	
68-69	289,302,351 8CYL	GWF-42A	D3UZ-8501A	
65-67	289 W/CAST IRON HOUSING 8CYL	GWF-42A	D3UZ-8501A	
65-67	289 W/ALUM HOUSING 8CYL		C5AZ-8501K	
PINTO	74-80	2.3L(140) 4CYL	GWMZ-20A	D8FZ-8501A
	71-74	2.0L(122) 4CYL	GWF-03A	D1FZ-8501A
	71-74	1.6L(98) 4CYL	GWF-01A	D1FZ-8501B
	74-79	2.8L(171)6CYL	GWF-24A	D8ZZ-8501A
	70-72	170 6CYL	GWF-29A	D4DZ-8501A
PRPBR	93-94	2.0L(122) 4CYL		F32Z-8501B
	89-92	2.2L(134) 4CYL	GWF-64A	F02Z-8501A
	93-94	2.5L(153) 6CYL		F32Z-8501A
	90-92	3.0L(183) 6CYL		F02Z-8501B

FORD

CAR NAME	YEAR	MODEL / ENGINE / REMARK	GMB NO.	OEM NO.	
FORD (USA)					
RANGER	94-94	2.3L(140) 4CYL	GWF-61A	E6ZZ-8501A	
	95-98	2.3L(140) 4CYL	GWF-84A	F57Z-8501A	
	95-98	2.3L(140) 4CYL	GWF-84A	F87Z-8501BA	
	95-98	2.5L(151) 4CYL	GWF-84A	F57Z-8501A	
	95-98	2.5L(151) 4CYL	GWF-84A	F87Z-8501BA	
	87-93	2.0L(121) 2.3L(140) 4CYL	GWF-61A	E6ZZ-8501A	
	83-86	2.0L(121) 2.3L(140) 4CYL	GWF-22A	E4BZ-8501A	
	91-94	3.0L(183) 6CYL	GWF-53A	E69Z-8501A	
	90-94	4.0L(244) 6CYL		F0TZ-8501D	
	86-93	2.9L(177) 6CYL	GWF-58A	E6TZ-8501A	
	83-86	2.8L(171) 6CYL		E3TZ-8501F	
	SERIES 100-350	93-94	4.9L(300) 6CYL		F3TZ-8501E
		92-92	4.9L(300) E150/350 6CYL	GWF-76A	F2UZ-8501A
92-92		4.9L(300) F150/350 6CYL	GWF-62A	F0TZ-8501F	
88-91		4.9L(300) 6CYL	GWF-62A	F0TZ-8501F	
87-87		4.9L(300) 6CYL		E7TZ-8501B	
85-86		4.9L(300) 6CYL		E5TZ-8501B	
84-84		4.9L(300) W/DUAL REAR WHEEL 6CYL		E4TZ-8501A	
84-84		4.9L(300) EXC DUAL REAR WHEEL 6CYL		E4TZ-8501B	
82-83		3.8L(230) 6CYL	GWF-21A	E2DZ-8501A	
83-83		4.9L(300) 6CYL		E5TZ-8501B	
78-82		4.9L(300) 6CYL		E4TZ-8501B	
77-77		4.9L(300) E,F150/350 (EXC CALIF) FROM SERIAL # 080001 6CYL	GWF-41A	D5TZ-8501A	
77-77		4.9L(300) E,F150/350 (CALIF) FROM SERIAL # 080001 6CYL		D5TZ-8501B	
75-77		4.9L(300) E,F150/350,P350 TO SERIAL # 080000 6CYL	GWF-41A	D5TZ-8501A	
74-74		4.9L(300) E100/200,F100 6CYL THERMACTOR EMISSION CONTROL		D4TZ-8501C	
73-74		240,300 E100/300,F100/350,P350 W/O THERMACTOR EMISSION CONTROL	GWF-41A	D2AZ-8501A	
65-72		6CYL	GWF-41A	D2AZ-8501A	
61-70		240,300 6CYL	GWF-29A	C6DZ-8501C	
61-64		144,170 6CYL		B6C-8501C	
87-94		223 6CYL	GWF-67A	F0TZ-8501E	
88-94		5.0L(302) 8CYL	GWF-67A	F0TZ-8501E	
88-93		5.8L(351) 8CYL	GWF-104A	E9TZ-8501B	
92-93		7.3L(446)(D) 8CYL		F2TZ-8501A	
85-92		7.5L(460) 92.2.3- 8CYL	GWF-35A	E5TZ-8501C	
75-87		7.5L(460) -92.2.2 8CYL	GWF-23A	D6ZZ-8501B	
83-87		5.8L(351W) 8CYL		E4TZ-8501C	
79-86		6.9L(420)(D) 8CYL	GWF-23A	D6ZZ-8501B	
81-84		5.0L(302) 8CYL	GWF-23A	D6ZZ-8501B	
73-84		4.2L(255) 8CYL	GWF-35A	D8TZ-8501B	
77-82		7.5L(460) 8CYL	GWF-11A	D6AZ-8501A	
69-78		5.8L(351M) 6.6L(400) 8CYL	GWF-23A	D6ZZ-8501B	
74-76		5.0L(302) F100 8CYL		D4TZ-8501H	
73-74		360,390 8CYL 5.0L(302)E100/300 W/THERMACTOR		D4UZ-8501A	
73-74		360,390 8CYL EMISSION CONTROL 8CYL	GWF-42A	D3UZ-8501A	
73-73		W/O T.E.C. 8CYL 360,390 F100/350 W/O THERMACTOR		D4TZ-8501H	
68-72		EMISSION CONTROL 8CYL	GWF-42A	D3UZ-8501A	
64-		5.0L(302) 8CYL		D4TZ-8501H	
65-67		360,390 8CYL		D4TZ-8501H	
78-78		SERIES 400-1100		D5TZ-8501C	
75-78		300 P300 6CYL		D5TZ-8501C	
77-77	300 B,F500 B,C,600 6CYL 300 P500(EXC CALIF)	GWF-41A	D5TZ-85011A		
77-77	300 P500(CALIF) FROM SERIAL # 080001- 6CYL		D5TZ-8501B		

FORD

CAR NAME	YEAR	MODEL / ENGINE / REMARK	GMB NO.	OEM NO.
FORD(USA)				
SERIES 100-350	75-77	300 P400/500 TO SERIAL # 080001 6CYL	GWF-41A	D5TZ-8501A
	73-74	240,300 P400/500 W/O THERMACTOR EMISSION CONTROL 6CYL	GWF-41A	D2AZ-8501A
	73-74	300 B,F500 B,C,F,LN600 6CYL		D2TZ-8501A
	71-72	240,300 6CYL		D2TZ-8501A
	65-70	300(H.D.) 6CYL		C5TZ-8501A
	79-92	6.1L(370) 7.0L(429) 8CYL		E5HZ-8501A
	77-78	359,361,389 B,F600/750 C,CT600/800 LN600/750 SERIAL #Y45001-BC50001		D7HZ-8501D
	75-78	359,361,389,391(LOW FAN) B,F500/800 C,CT600/800 LN600/800 SERIAL #V800001- 8CYL		D7HZ-8501D
	75-76	390 W/4 BBL CARB M450/500 8CYL		D0AZ-8501D
	74-75	330(M.D.) B,F500 SERIAL #T400001 TO WOOO01(USE ONLY 4BLADE STEEL OR 5BLADE ALUM FAN) 8CYL		D4TZ-8501M
	74-74	330 B600/700 C,F,LN600 SERIAL #T40001- (USE ONLY 4BLADE STEEL OR 5BLADE ALUM FAN) 8CYL		D4TZ-8501M
	74-74	361,391 LN600/700 -SERIAL #T400000 (USE ONLY 4BLADE STEEL OR 5BLADE ALUM FAN) 8CYL		D4TZ-8501M
	73-74	330 LN600 -SERIAL #T400000 (USE ONLY 4BLADE STEEL OR 5BLADE ALUM FAN)		D4TZ-8501M
	73-74	330,359,361,391 B,F600/750 C,CT600/800 -SERIAL #T400000(USE ONLY 4BLADE STEEL OR 5BLADE ALUM FAN) 8CYL		D4TZ-8501M
	73-74	360,390 M450/500 8CYL		D0AZ-8501D
	73-73	361,390 M450/500 L,LN,LNT,LT,LTS600/800 -SERIAL #Q60001(USE ONLY 4BLADE STEEL OR 5BLADE ALUM FAN) 8CYL		D4TZ-8501M
	64-72	330(H.D.),361,391 W/CRANKSHAFT MOUNTED OR WP MOUNTED FAN(USE ONLY 4BLADE STEEL OR 5BLADE ALUM FAN EXC HI-FAN) 8CYL		D4TZ-8501M
	65-72	330(M.D.) B500/700 C550/700 F500/700 N500/700 8CYL		D0AZ-8501D
	71-74	ALL 2000 TO 7000 SERIES W/SINGLE PULLEY 3CYL/4CYL	GWF-25A	D5NN-8501E
	68-70	200,200GP ENG 6CYL	GWF-29A	C6DZ-8501C
65-66	240,300(L.D.) ENG C5PF,C5PG 6CYL	GWF-41A	C5AZ-8501A	
64-69	330(M.D.) C4PA,C4PD,C5PD 8CYL		D0AZ-8501A	
TAURUS	89-91	2.5L(153)(89.2-) 4CYL	GWF-104A	E9DZ-8501B
	86-89	2.5L(153)(-89.2) 4CYL	GWF-51A	E6DZ-8501B
	86-94	3.0L(183) EXC SHO ENG 6CYL	GWF-48A	E6DZ-8501A
	89-94	3.0L(183) SHO ENG 6CYL		F0DZ-8501A
	95-	3.0L(183) 6CYL	GWF-82A	F5DZ-8501A
	-		GWF-82A	F6DZ-8501FA
	93-94	3.2L 6CYL		F3DZ-8501A
	88-94	3.8L(230) 6CYL	GWF-60A	E8DZ-8501A
	94-95	3.8L(232) 6CYL	GWF-79A	F4DZ-8501A
TEMPO	92-94	2.3L(140) 4CYL	GWF-51A	F23Z-8501Z
	84-91	2.3L(140) 4CYL	GWF-36A	E93Z-8501A
	84-86	2.0L(122) 4CYL	GWF-52A	E43Z-8501B
	92-94	3.0L(183) 6CYL		F23Z-8501A

FORD

CAR NAME	YEAR	MODEL / ENGINE / REMARK	GMB NO.	OEM NO.
FORD(USA)				
THUNDERBIRD	88-88	2.3L(140) 4CYL	GWF-61A	E6ZZ-8501A
	83-88	2.3L(140) 4CYL	GWF-22A	E4BZ-8501A
	96-98	3.8L(6CYL)	GWF-94A	F6ZZ-8501A/BE
	-		GWF-94A	F7ZZ-8501AA
	-		GWF-94A	F8ZZ-8501AA
	89-94	3.8L(232) W/O SUPERCHARGER 6CYL	GWF-63A	E9SZ-8501A
	89-94	3.8L(232) W/ SUPERCHARGER		E9SZ-8501B
	88-88	3.8L(232) 6CYL	GWF-63A	E9SZ-8501A
	82-87	3.8L(232) 6CYL	GWF-21A	E2DZ-8501A
	80-82	3.3L(200) 6CYL		D8BZ-8501A
	94-95	3.8L(232) 6CYL	GWF-80A	F4SZ-8501A
	91-93	5.0L(302) 8CYL	GWF-93A	F1SZ-8501A
	86-88	5.0L(302) 8CYL	GWF-56A	E6AZ-8501A
	85-85	5.0L(302) 8CYL		E1AZ-8501A
	80-84	4.2L(255) 5.0L(302) 8CYL		E0AZ-8501A
	77-79	302,305W 8CYL	GWF-23A	D6ZZ-8501B
	77-79	351C,M 400 8CYL	GWF-11A	D6AZ-8501A
	70-77	429,460 8CYL	GWF-35A	D1VY-8501A
	72-72	400 8CYL	GWF-11A	D6AZ-8501A
	68-69	429 8CYL		C8SZ-8501A
65-68	390,428 8CYL		D4TZ-8501H	
LINCOLIN(FORD)				
CONTINENTAL	88-94	3.8L(232) 6CYL	GWF-60A	E8DZ-8501A
	94-	3.8L(232) 6CYL	GWF-79A	F4DZ-8501A
	84-86	2.4L(146)(D) 6CYL		E45Y-8501A
	82-82	3.8L(232) 6CYL	GWF-21A	E2DZ-8501A
	86-88	5.0L(302) 8CYL	GWF-56A	F0ZZ-8501A
	85-85	5.0L(302) 8CYL		E4ZZ-8501A
	84-84	5.0L(302) CAST IRON PUMP 8CYL		E1AZ-8501A
	80-84	5.0L(302) 5.8L(351W) ALUM PUMP		E0AZ-8501A
	73-79	5.8L(351M) 6.6L(400) 8CYL	GWF-11A	E6AZ-8501A
73-77	7.5L(460) 8CYL	GWF-35A	D5TZ-8501G	
MARK III-VIII TOWN CAR	01-10	4.6L (281V,W) 8CYL	GWF-114A	YW7Z-8501BB
	84-85	2.4L(146)(D) 6CYL		E45Y-8501A
	93-94	MARK VIII 4.6L(281) 8CYL		F3LY-8501A
	91-94	TOWN CAR 4.6L(281) 8CYL	GWF-75A	F1VY-8501A
	94-	TOWN CAR 4.6L(281) 8CYL		F4AZ-8501A
	86-92	MARK VII 5.0L(302) 8CYL	GWF-56A	F0ZZ-8501A
	88-90	TOWN CAR 5.0L(302) 8CYL	GWF-70A	F0AZ-8501A
	85-88	TOWN CAR 5.0L(302) 8CYL		E6AZ-8501B
	85-85	MARK VII 5.0L(302) 8CYL		E4ZZ-8501A
	84-84	MARK VII 5.0L(302) CAST IRON PUMP		E0AZ-8501A
	80-84	5.0L(302) 5.8L(351W) ALUMI PUMP		E0AZ-8501A
	77-79	6.6L(400) 8CYL	GWF-11A	E6AZ-8501A
	73-78	7.0L(429) 7.5L(460) 8CYL	GWF-35A	D5AZ-8501G
	73-76	5.8L(351M) 6.6L(400) 8CYL	GWF-11A	E6AZ-8501A
	70-72	7.5L(460) 8CYL	GWF-35A	D5TZ-8501G
VERSAILLES	77-80	4.2L(255) 5.0L(302) 5.8L(351W)	GWF-23A	D6ZZ-8501B
MERCURY(FORD)				
BOBCAT	74-80	2.3L(140) 4CYL	GWMZ-20A	D4FZ-8501A
	73-74	2.0L(122) 4CYL	GWF-03A	D3RY-8501A
	74-79	2.8L(171) 6CYL	GWF-24A	D8ZZ-8501A

FORD

CAR NAME	YEAR	MODEL / ENGINE / REMARK	GMB NO.	OEM NO.
MERCURY(FORD)				
CAPRI	91-94	1.6L(98) W/O TURBO 4CYL	GWF-66A	E9BZ-8501A
	91-94	1.6K(98) W/TURBO 4CYL	GWF-71A	E9JY-8501B
	83-86	2.3L(140) 4CYL	GWF-22A	E4BZ-8501B
	76-82	2.3L(140) 4CYL	GWMZ-20A	D8FZ-8501A
	71-74	2.0L(122) 4CYL	GWF-03A	D1FZ-8501A
	71-72	1.6L(98) 4CYL	GWF-01A	D0RY-8501A
	83-86	3.8L(230) 6CYL	GWF-21A	E2DZ-8501A
	79-82	3.3L(200) 6CYL		D8BZ-8501A
	73-79	2.6L(159) 2.8L(171) 6CYL	GWF-24A	D4ZZ-8501A
	86-86	5.0L(302) 8CYL	GWF-56A	E6AZ-8501A
	84-85	5.0L(302) C.F.I. 8CYL	GWF-57A	E5ZZ-8501A
79-85	4.2L(255) 5.0L(302) EXC C.F.I.		E4ZZ-8501A	
COMET MONTEGO	75-77	200 W/AC 6CYL		D5BZ-8501A
	75-77	200 W/O AC 6CYL		D5BZ-8501A
	73-77	250 6CYL	GWF-38A	D5DZ-8501A
	75-75	200 W/O AC 6CYL	GWF-29A	D4DZ-8501A
	60-74	144,170,200 6CYL	GWF-29A	D4DZ-8501A
	69-72	250 6CYL	GWF-38A	D5DZ-8501A
	70-77	302,351W 8CYL	GWF-23A	D0OZ-8501C
	70-77	351C,M 400 8CYL	GWF-11A	D6AZ-8501A
	70-77	429,460 8CYL	GWF-35A	D2VY-8501A
	68-69	289,302,351 8CYL	GWF-42A	D3UZ-8501A
	66-69	390,427,428 8CYL		D4TZ-8501H
	65-67	289 CAST IRON HOUSING 8CYL	GWF-42A	D3UZ-8501A
	63-66	289 ALUM HOUSING 8CYL		C3OZ-8501B
COUGAR XR-7	83-86	2.3L(140) 4CYL	GWF-22A	E4BZ-8501A
	80-82	2.3L(140) 4CYL	GWMZ-20A	D8FZ-8501A
	89-93	3.8L(230) W/O SUPERCHARGE 6CYL	GWF-63A	F1SZ-8501B
	89-93	3.8L(230) SUPERCHARGE 6CYL		E9SZ-8501B
	88-88	3.8L(230) 6CYL	GWF-63A	E8SZ-8501A
	82-87	3.8L(230) 6CYL	GWF-21A	E2DZ-8501A
	80-82	3.3L(200) 6CYL		D8BZ-8501A
	91-93	5.0L(302) 8CYL		F1SZ-8501A
	86-88	5.0L(302) 8CYL	GWF-56A	E6AZ-8501A
	85-85	5.0L(302) W/CFI W/O TRAILER TOWING		E1AZ-8501A
	80-84	4.2L(255) 5.0L(302) 8CYL		E0AZ-8501A
	70-79	5.0L(302) 5.8L(351W) 8CYL	GWF-23A	D6ZZ-8501B
	70-79	5.8L(351C,M) 6.6L(400) 8CYL	GWF-11A	D6AZ-8501A
	71-77	429,460 8CYL	GWF-35A	D2VY-8501C
	67-70	428 8CYL		D4TZ-8501H
	67-70	429 8CYL		C9VZ-8501A
67-69	289,302,351 8CYL	GWF-42A	C9AZ-8501A	
67-69	390,427,428 8CYL		C5AZ-8501M	
MARQUIS BROUGHAM GRAND MARQUIS MONTCLAIR MONTEREY COLONY PARK STATION WAGON MYSTIQUE	01-10	4.6L (281V.W) 8CYL	GWF-114A	YW7Z-8501BB
	95-97	2.0L(1989cc)	GWF-90A	F5RZ-8501B
			GWF-90A	68788045
			GWF-90A	EPW76
	95-98	2.5L(2450cc)	GWF-91A	F5RZ-8501A
			GWF-91A	F63Z-8501AA
			GWF-91A	XS2Z-8501/BC
	83-86	2.3L(140) 4CYL	GWF-22A	E4BZ-8501A
	81-82	2.3L(140) 4CYL	GWMZ-20A	D8FZ-8501A
	82-86	3.8L(230) 6CYL	GWF-21A	E2DZ-8501A
	83-83	3.3L(200) 6CYL		D8BZ-8501A
	60-63	144,170,200 6CYL	GWF-29A	C6DZ-8501A
	92-94	4.6L(281) 8CYL	GWF-75A	F1VY-8501A
	94-	4.6L(281) 8CYL	GWF-75A	F4AZ-8501A
	88-91	5.0L(302) 8CYL	GWF-70A	F0AZ-8501A
85-90	5.8L(351) 8CYL		E1AZ-8501A	

FORD

CAR NAME	YEAR	MODEL / ENGINE / REMARK	GMB NO.	OEM NO.
MERCURY(FORD)				
MARQUIS BROUGHAM GRAND MARQUIS MONTCLAIR MONTEREY COLONY PARK STATION WAGON MYSTIQUE	86-88	5.0L(302) 8CYL		E1AZ-8501A
	84-85	5.0L(302) POLICE CAR W/CFI,HIGH OUTPUT AUTO O/D TRANS ALUMI WP 8CYL		E4ZZ-8501A
	83-85	5.0L(302) 5.8L(351W) EXC POLICE CAR,TAXI & HD TOWING ALUMI WP 8CYL		E0ZZ-8501A
	83-84	5.0L(302) 5.8L(351W) POLICE CAR,TAXI,HIGH OUTPUT & HD TOWING CAST IRON WP 8CYL		E1AZ-8501A
	80-82	4.2L(255) 5.0L(302) 5.8L(351W) EXC POLICE CAR,TAXI & HD TOWING ALUMI WP 8CYL		E0AZ-8501A
	80-82	4.2L(255) 5.0L(302) 5.8L(351W) POLICE CAR, TAXI & HD TOWING CAST IRON WP 8CYL		E1AZ-8501A
	79-79	302,351W 8CYL		E0AZ-8501A
	71-79	351C,M 400 8CYL	GWF-11A	D1AZ-8501A
	70-78	429,460 8CYL	GWF-35A	D8TZ-8501B
	71-72	351W 8CYL	GWF-23A	D0AZ-8501F
	70-70	390,428 8CYL		D4TZ-8501H
	69-69	429 8CYL		C8VZ-8501A
	65-69	390,410,427,428 8CYL		C5AZ-8501F
LYNX LN7	81-87	1.6L(98) 1.9L(116) 4CYL	GWF-50A	E7FZ-8501A
	84-87	2.0L(122)(D) 4CYL	GWF-52A	E7FZ-8501B
MARAUDER	03-04	4.6L (281V) 8CYL	GWF-114A	YW7Z-8501BB
MERKUR-SCORPIOM XR4Ti	87-89	2.3L(140) 4CYL	GWF-61A	E6ZZ-8501A
	85-87	2.3L(140) 4CYL	GWF-22A	E4BZ-8501A
	88-90	2.9L(177) 6CYL		E7RY-8501A
METEOR	65-69	240 6CYL	GWF-41A	D5TZ-8501A
	71-76	351C,M 400 8CYL	GWF-11A	D2SZ-8501A
	70-76	429,460 8CYL	GWF-35A	D5TZ-8501G
	70-72	302,351W 8CYL	GWF-23A	D0OZ-8501C
	65-70	352,390,410,428 8CYL		D0AZ-8501A
	69-69	429 8CYL		C8VZ-8501A
66-69	289,302,351 8CYL	GWF-42A	C5AZ-8501P	
MONARCH	80-80	2.3L(140) 4CYL	GWMZ-20A	D8FZ-8501A
	75-80	250 6CYL	GWF-38A	D5DZ-8501A
	75-77	200 W/AC 6CYL		D5BZ-8501A
	75-77	200 W/O AC 6CYL		D5BZ-8501A
	75-75	200 W/O AC 6CYL	GWF-29A	D4DZ-8501A
	75-80	255,302,351W 8CYL	GWF-23A	D6ZZ-8501B
SABLE	86-86	2.5L(153) 4CYL	GWF-51A	E6DZ-8501B
	86-94	3.0L(183) 6CYL	GWF-48A	E6DZ-8501A
	86-94	3.8L(230) 6CYL	GWF-60A	E8DZ-8501A
TOPAZ	92-94	2.3L(140) 4CYL	GWF-51A	F23Z-8501B
	84-91	2.3L(140) 4CYL	GWF-36A	E93Z-8501A
	84-86	2.0L(122)(D) 4CYL	GWF-52A	E43Z-8501B
	92-94	3.0L(183) 6CYL		F23Z-8501A
TRACER	91-94	1.8L(112) 4CYL	GWF-71A	E9JY-8501B
	91-94	1.9L(116) 4CYL	GWF-72A	F1CZ-8501A
	91-91	1.9L(116) 4CYL	GWF-69A	F0CZ-8501A
	87-90	1.6L(98) 4CYL	GWF-66A	E7GZ-8501A
VILLAGER VAN	93-94	3.0L(183) 6CYL	GWF-73A	F3XY-8501B

FORD

CAR NAME	YEAR	MODEL / ENGINE / REMARK	GMB NO.	OEM NO.
MERCURY(FORD)				
ZEPHYR	83-83	2.3L(140) 4CYL	GWF-22A	E3BZ-8501A
	78-82	2.3L(140) 4CYL	GWMZ-20A	D8FZ-8501A
	78-83	3.3L(200) 6CYL	GWF-25A	D8FZ-8501A
	78-82	4.2L(255) 5.0L(302) 8CYL	GWF-23A	D6ZZ-8501B

GENERAL MOTORS

CAR NAME	YEAR	MODEL / ENGINE / REMARK	GMB NO.	OEM NO.
AMIGO	98-00	X22SE	GWG-96A	90322506
	04-08		GWG-96A	90466343
AVALANCHE	02-06	L59	GWG-100A	12456113
GENERAL MOTORS BUICK				
(BUICK) APOLLO	75-75	250 6CYL	GWG-12A	361054
	75-75	3.8L(231) 6CYL	GWG-07A	1242913
	73-74	250 EXC 1974 W/AC 6CYL	GWG-01A	357261
	74-74	250 W/AC 6CYL		358937
	75-75	260 W/AC 8CYL	GWG-26A	556283
	75-75	260 W/O AC 8CYL	GWG-36A	231886
	74-75	350 8CYL	GWG-07A	1242913
(BUICK) CENTURY-AFTER 1987	93-94	2.2L(134) 4CYL	GWG-47A	12518443
	87-92	2.5L(151) 4CYL	GWG-49A	10181369
	85-91	2.5L(151) 4CYL	GWG-74A	AW5067
	94-94	3.1L(191) 6CYL	GWG-48A	10048949
	91-94	3.3L(204) 6CYL	GWG-59A	12338842
	89-90	3.3L(204) 6CYL	GWG-44A	12326453
	87-89	2.8L(173) 6CYL	GWG-48A	10048949
	87-88	3.8L(231) 6CYL	GWG-44A	25527537
(BUICK) CENTURY REGAL SOMERSET REGAL SPECIAL	85-87	2.5L(151) 4CYL	GWG-05A	10042949
	82-86	2.5L(151) 4CYL	GWG-05A	10042949
	-	W/PULLEY	GWG-05AP	
	85-87	3.0L(181) 6CYL	GWG-44A	25527537
	-	3.0L(181) 6CYL	GWG-76A	12537495
	-	3.0L(181) 6CYL	GWG-77A	12326453
	82-87	3.8L(231) REGAL 6CYL	GWG-07A	25527536
	86-86	3.8L(231) CENTURY 6CYL	GWG-44A	25527537
	-	3.8L(231) 6CYL	GWG-78A	12537829
	86-86	2.8L(173) 6CYL	GWG-04A	10120945
	82-85	3.0L(181) 3.8L(231) 6CYL	GWG-45A	25525147
	82-85	4.3L(260)(D) 6CYL		22514840
	-	W/PULLEY		
	82-84	4.1L(252) 6CYL	GWG-07A	1260709
	82-84	4.3L(260)(D) 6CYL	GWG-24A	22514839
	82-83	2.8L(173) CANADA EXPORT 6CYL	GWG-04A	10054510
	75-81	3.2L(196) 3.8L(231) 6CYL	GWG-07A	1260709
	68-71	250 6CYL	GWG-01A	3876170
	64-67	225 6CYL	GWG-42A	1396346
	62-63	6CYL		1389457
	86-87	5.0L(307) 8CYL	GWG-26A	556283
	82-87	5.0L(305) CANADA EXPORT 8CYL	GWG-25A	10048917
	83-85	5.7L(350)(D) 8CYL	GWG-26A	556283
	82-84	5.0L(307) 8CYL	GWG-26A	556283
	82-82	5.7L(350)(D) W/AC 8CYL	GWG-26A	556283
	82-82	5.7L(350)(D) W/O AC 2ND DESIGN *5.97"	GWG-26A	556283
	-	*MOUNTING HEIGHT 1ST DESIGN *5.56"	GWG-36A	231886
	81-81	4.4L(267) 5.0L(305) CANADA EXPORT	GWG-25A	10048917
	80-81	4.3L(265) 8CYL	GWG-28A	9790522
	80-80	5.7L(350)(D) W/AC 8CYL	GWG-26A	556283
	80-80	5.7L(350)(D) W/O AC 8CYL	GWG-36A	231886
	77-80	5.7L(350) 8CYL	GWG-07A	1260709
	77-80	4.9L(301) 6.6L(400) 8CYL	GWG-28A	9790522
77-80	5.0L(305) 8CYL	GWG-25A	10048917	
75-80	4.3L(260) 5.7L(350) 6.6L(403) W/AC 8CYL	GWG-26A	556283	
77-79	5.7L(350) 8CYL	GWG-25A	10048917	
73-76	350 8CYL	GWG-07A	1260709	
73-76	454 8CYL	GWG-40A	1245288	
71-72	350 8CYL	GWG-43A	1394926	
67-72	400,430,455 8CYL		1396880	

GENERAL MOTORS

CAR NAME	YEAR	MODEL / ENGINE / REMARK	GMB NO.	OEM NO.
GENERAL MOTORS BUICK				
(BUICK) CENTURY REGAL	64-70	300,340,350 8CYL	GWG-42A	1396317
	61-63	8CYL		1389457
(BUICK FULL SIZE) ELECTRA ESTATE WAGON LESABRE PARK AVENUE REATTA RIVIERA ROADMASTER	91-94	3.8L(231) 6CYL	GWG-59A	12338842
	86-90	3.0L(181) 3.8L(231) 6CYL	GWG-44A	12326453
	85-85	3.0L(181) 3.8L(231) FWD 6CYL	GWG-45A	25525147
	81-85	3.8L(231) RWD 6CYL	GWG-07A	1260709
	85-85	4.3L(260)(D) W/O PULLEY 6CYL		22519854
	-	W/PULLEY		
	81-84	4.1L(252) 6CYL	GWG-07A	1260709
	76-80	3.2L(196) 3.8L(231) 6CYL	GWG-07A	1260709
	94-94	5.7L(350) 8CYL		12527740
	91-93	5.0L(305) 5.7L(350) 8CYL	GWG-69A	10174846
	86-90	5.0L(307) 8CYL	GWG-26A	12337519
	81-85	5.0L(307) W/AC 8CYL	GWG-26A	556283
	81-85	5.0L(307) W/O AC	GWG-36A	231886
	83-85	5.7L(350)(D) 8CYL	GWG-26A	226283
	84-84	ELECTRA 5.0L(307) RWD 8CYL	GWG-26A	556283
	81-82	4.4L(267) 5.0L(305) CANADA EXPORT	GWG-25A	10048917
	82-82	5.7L(350)(D) W/O AC 2ND DESIGN MOUNTING HEIGHT 5.97"	GWG-26A	556283
	82-82	5.7L(350)(D) W/O AC 1ST DESIGN MOUNTING HEIGHT 5.56"	GWG-36A	231886
	80-82	5.7L(350)(D) W/AC 8CYL	GWG-26A	556283
	80-82	5.7L(350)(D) W/O AC 8CYL	GWG-36A	231886
	77-81	5.7L(350) 8CYL	GWG-07A	1260709
	81-81	5.7L(350) CANADA EXPORT 8CYL	GWG-07A	1260709
	79-80	5.0L(305) 8CYL	GWG-25A	10048917
	77-80	4.9L(301) 6.6L(400) 8CYL	GWG-28A	12309445
	77-80	5.7L(350) 6.6L(403) 8CYL W/AC	GWG-26A	556283
	77-80	5.7L(350) 6.6L(403) 8CYL W/O AC	GWG-36A	231886
	77-79	5.7L(350) 8CYL	GWG-25A	10048917
	76-78	4.3L(260) W/AC 8CYL	GWG-26A	556283
	76-78	4.3L(260) W/O AC 8CYL	GWG-36A	231886
	73-76	5.7L(350) 8CYL	GWG-07A	1257703
	73-76	454 8CYL	GWG-40A	12321622
	71-72	350 8CYL	GWG-43A	1394926
	71-72	454 W/AC 8CYL	GWG-40A	12321622
67-72	400,430,440,454W/O AC 8CYL		1396880	
64-70	300,340,350 8CYL	GWG-42A	1396876	
(BUICK) REGAL AFTER 1987	64-66			401428
	89-94	3.1L(189) 6CYL	GWG-48A	10174858
	90-94	3.8L(231) 6CYL	GWG-59A	12338842
	87-89	2.8L(173) 6CYL	GWG-48A	10048949
	87-87	3.8L(231) 6CYL	GWG-07A	25527536
(BUICK) SKYHAWK	87-89	2.0L(121) V PULLEY TYPE 4CYL	GWG-47A	10048968
	87-88	2.0L(121) TIMING PULLEY TYPE 4CYL	GWG-61A	90220568
	86-85	2.0L(121) 4CYL	GWG-06A	10065240
	82-86	1.8L(112) 4CYL	GWG-11A	52273124
	82-84	1.8L(112) 2.0L(121) 4CYL	GWG-06A	10065240
	75-80	3.2L(196) 3.8L(231) 6CYL	GWG-07A	1260709
	75-76	250 6CYL	GWG-12A	261054
	68-74	250(1974 W/O AC) 6CYL	GWG-01A	357261
	74-74	250 W/AC 6CYL		358937
	66-67	225 6CYL	GWG-42A	1396876
	65-65	ALL V6 MODELS 6CYL	GWG-42A	1396876
	78-80	5.7L(350) 8CYL	GWG-07A	1260709
	78-80	5.0L(305) 5.7L(350) 8CYL	GWG-25A	48917
	77-80	4.9L(301) 8CYL	GWG-28A	12309445
	77-80	5.7L(350) W/AC 8CYL	GWG-26A	556283
	77-80	5.7L(350) W/O AC 8CYL	GWG-36A	231886
75-78	4.3L(250) W/AC 8CYL	GWG-26A	556283	

GENERAL MOTORS

CAR NAME	YEAR	MODEL / ENGINE / REMARK	GMB NO.	OEM NO.	
GENERAL MOTORS BUICK					
(BUICK) SKYHAWK	75-78	4.3L(250) W/O AC 8CYL	GWG-36A	231886	
	76-76	5.7L(350) 8CYL	GWG-07A	1257703	
	77-77	5.7L(350) 8CYL	GWG-07A	1257703	
(BUICK) SKYHAWK	73-75	5.7L(350) 8CYL	GWG-07A	1257703	
	73-75	454 8CYL	GWG-40A	1245288	
	71-72	350 8CYL	GWG-43A	1394926	
	67-72	400,430,454 8CYL		1396879	
	66-70	300,340,350 8CYL	GWG-42A	1396876	
(BUICK) SKYLARK	64-65	ALL V8 MODELS 8CYL	GWG-42A	1396876	
	88-94	2.3L(138) 4CYL	GWG-66A	22537768	
	86-91	2.5L(151) 4CYL	GWG-05A	10042972	
	80-85	2.5L(151) 4CYL	GWG-05A	10042949	
	-	W/3 GROOVE PULLEY	GWG-05AP		
	94-94	3.1L(191) 6CYL	GWG-48A	10048949	
	91-94	3.3L(204) 6CYL	GWG-59A	12338842	
	89-90	3.3L(204) 6CYL	GWG-44A	12326453	
	86-88	3.0L(181) 6CYL	GWG-44A	12326453	
	80-85	2.8L(173) 6CYL	GWG-04A	14024302	
	75-80	3.2L(196) 3.8L(231) 6CYL	GWG-07A	1260709	
	75-76	250 6CYL	GWG-12A	361054	
	68-74	250(1974 W/O AC) 6CYL	GWG-01A	357261	
	74-74	250 W/AC 6CYL		358937	
	66-67	225 6CYL	GWG-42A	1396876	
	65-65	ALL V6 MODELS 6CYL	GWG-42A	1396876	
	78-80	5.7L(350) 8CYL	GWG-07A	1260709	
	78-80	5.0L(305) 5.7L(350) 8CYL	GWG-25A	10048917	
	77-80	4.9L(301) 8CYL	GWG-28A	12309445	
	77-80	5.7L(350) W/AC 8CYL	GWG-26A	556283	
	77-80	5.7L(350) W/O AC 8CYL	GWG-36A	231886	
	75-78	4.3L(260) W/AC 8CYL	GWG-26A	556283	
	75-78	4.3L(260) W/O AC 8CYL	GWG-36A	231886	
	77-77	5.7L(350) 8CYL	GWG-07A	1257703	
	76-76	5.7L(350) 8CYL	GWG-07A	1257703	
	73-75	5.7L(350) 8CYL	GWG-07A	1257703	
	73-75	454 8CYL	GWG-40A	1245288	
	71-72	350 8CYL	GWG-43A	1394926	
	67-72	400,430,454 8CYL		1396879	
	66-70	300,340,350 8CYL	GWG-42A	1396876	
	64-65	ALL V8 MODELS 8CYL	GWG-42A	1396876	
	GENERAL MOTORS CADILLAC				
	(CADILLAC)ALLANTE	92-93	4.6L(279) 8CYL		7490004
95-98		4.6L(281) 8CYL	GWG-84A	12365639	
-		4.6L(281) 8CYL	GWG-85A	12365640	
88-92		4.5L(273) 8CYL		3634789	
87-87		4.1L(250) 8CYL		3634789	
87-88		4.1 V8	GWG-102A	12369484	
89-92		4.5 V8		3634653	
(CADILLAC) CIMARRON	82-86	1.8L(112) 2.0L(122) 4CYL	GWG-06A	10065240	
	87-88	2.8L(173) 6CYL	GWG-48A	100489849	
	85-86	2.8L(173) 6CYL	GWG-51A	14089011	
(CADILLAC) ESCALADE	07-14	ESV,EXT	GWG-106AT	12600767	

GENERAL MOTORS

CAR NAME	YEAR	MODEL / ENGINE / REMARK	GMB NO.	OEM NO.
(CADILLAC FULL SIZE) DEVILLE ELDORADO FLEETWOOD BROUGHAM FUNERAL COACH LIMOUSINE SEVILLE SIXTY SPECIAL	85-85	4.3L(260)(D) FWD 6CYL		22519584
	-	W/PULLEY		
	80-82	4.1L(252) 6CYL	GWG-07A	1260709
	93-94	4.6L(279) 8CYL		7490004
	91-94	4.9L(300) STEEL BODY 8CYL		3634789
	90-93	5.0L(305) 5.7L(350) 8CYL	GWG-62A	10077059
	88-90	4.5L(273) STEEL BODY 8CYL		3634789
	86-90	307 8CYL	GWG-26A	12337519
	86-87	4.1L(252) STEEL BODY 8CYL		3634789
	91-95	4.9 V8	GWG-102A	12369484
86-87	4.1 V8		3634653	
88-90	4.5 V8		3634789	
GENERAL MOTORS CADILLAC				
(CADILLAC FULL SIZE) DEVILLE ELDORADO FLEETWOOD BROUGHAM FUNERAL COACH LIMOUSINE SEVILLE SIXTY SPECIAL	85-85	FLEETWOOD BROUGHAMFWD,DEVILLE FUNERAL COACH LIMOUSINE W/4.1L(252) STEEL BODY 8CYL		3634789
	85-85	ELDORADO,FLEETWOOD BROUGHAM(RWD) SEVILLE W/4.1L(252) 8CYL	GWG-37A	3634580
	82-84	4.1L(252) 8CYL	GWG-37A	3634580
	76-85	5.7L(350) INCL(D) 8CYL	GWG-26A	556283
	80-84	6.0L(368) 8CYL		12309978
	74-79	7.0L(425) 8.2L(500) 8CYL		12309978
	94-96		GWG-99A	12512742
	GENERAL MOTORS CHEVROLET			
(CHEVROLET) BERETTA	90-94	2.2L(134) 4CYL	GWG-47A	10089654
	90-94	2.3L(138) 4CYL	GWG-66A	24570464
	87-89	2.0L(121) 4CYL	GWG-47A	10089654
	90-94	3.1L(189) 6CYL	GWG-48A	10048949
	87-89	2.8L(173) 6CYL	GWG-48A	10048949
(CHEVROLET) CAMARO BERLINETTA Z-28 IROC	85-86	2.5L(151) 4CYL	GWG-52A	10032022
	82-84	2.5L(151) 4CYL	GWG-12A	361054
	93-94	3.4L(207) 6CYL	GWG-60A	12520914
	93-95	3.4L(207) 6CYL	GWG-75A	12520914
	90-92	3.1L(189) 6CYL	GWG-60A	10132880
	87-89	2.8L(173) 6CYL	GWG-60A	10120944
	85-86	2.8L(173) 6CYL	GWG-04A	10054510
	82-84	2.8L(173) 6CYL	GWG-17A	14105921
	80-81	3.8L(229) 6CYL	GWG-25A	10048917
	78-81	3.2L(196) 3.8L(231) 6CYL	GWG-07A	1260709
	78-79	3.3L(200) 6CYL	GWG-25A	10048917
	75-79	4.1L(250) 6CYL	GWG-12A	361054
	67-74	230,250 6CYL	GWG-01A	357261
	93-94	5.7L(350) 8CYL		12518277
	88-92	5.0L(305) 8CYL	GWG-62A	10077059
	88-92	5.7L(350) 8CYL	GWG-62A	10077059
	77-87	ALL MODELS EXC 1980 4.9L(301)	GWG-25A	10048917
	80-80	4.9L(301) 8CYL	GWG-28A	12309445
	72-76	262,305,307,350,400 8CYL	GWG-27A	372334
	72-76	402,454 8CYL	GWG-32A	6272159
	71-71	307,350,400 W/2BBL CARB 8CYL	GWG-27A	372334
	69-71	396,400 W/4BBL CARB 8CYL	GWG-32A	6272159
	69-70	302,307,327,350 8CYL	GWG-27A	372334
67-68	283,302,307,327,350 8CYL	GWG-35A	3957981	
67-68	396 8CYL		14087581	
93-97		GWG-98A	12518277	
(CHEVROLET) CANYON,ENNOY	07-13	150,025,003,500	GWG-106AT	12600767
	07-14	2500HD		

GENERAL MOTORS

CAR NAME	YEAR	MODEL / ENGINE / REMARK	GMB NO.	OEM NO.
(CHEVROLET) CAPRICE AFTER 1986	93-94	4.3L(262) 6CYL	GWG-62A	12522031
	89-92	4.3L(262) 6CYL	GWG-62A	10077059
	86-88	4.3L(262) 6CYL	GWG-25A	10048917
	91-93	5.0L(305) 8CYL	GWG-69A	10174846
	91-93	5.7L(350) 8CYL	GWG-69A	10174846
	89-90	5.0L(305) 8CYL	GWG-62A	10077059
	89-90	5.7L(350) 8CYL	GWG-62A	10077059
	86-90	5.0L(307) 8CYL	GWG-26A	556283
	86-88	5.0L(305) 5.7L(350) 8CYL	GWG-25A	10048917
GENERAL MOTORS CHEVROLET				
(CHEVROLET) CAVALIER CADET	90-94	2.2L(134) 4CYL	GWG-47A	10059654
	87-89	2.0L(121) 4CYL	GWG-47A	10059654
	82-86	1.8L(112) 4CYL	GWG-06A	14089018
	90-94	3.1L(189) 6CYL	GWG-48A	10048949
	87-89	2.8L(173) 6CYL	GWG-48A	10048949
	85-86	2.8L(173) 6CYL	GWG-51A	14089011
	02-05	L4 2198(134,F,6)	GWG-103A	12585226
(CHEVROLET) CELEBRITY	87-90	2.5L(151) 4CYL	GWG-49A	10181369
	82-86	2.5L(151) 4CYL	GWG-05A	10004073
	87-90	2.5L(151) 4CYL	GWG-49A	10181369
	82-86	2.5L(151) 4CYL	GWG-05A	10004073
	-	W/PULLEY	GWG-05AP	
	90-90	3.1L(189) 6CYL	GWG-48A	10048949
	87-89	2.8L(173) 6CYL	GWG-48A	10048949
	82-86	2.8L(173) INCL CANADA EXPORT	GWG-04A	4101304
	82-85	4.3L(260)(D) 6CYL		22519584
	-	W/PULLEY		
(CHEVROLET) CHEVETTE CHEVETTE SCOOTER	76-87	1.6L(98) 4CYL	GWG-03A	10077051
	85-86	1.8L(112)(D) 4CYL	GWG-53A	94118501
	81-84	1.8L(112)(D) 4CYL	GWG-13A	94136076
	76-77	1.4L(85) 4CYL	GWG-03A	14071866
(CHEVROLET) CITATION	80-85	2.5L(151) 4CYL	GWG-05A	10042949
	-	W/PULLEY	GWG-05AP	
	80-85	2.8L(173) 6CYL	GWG-04A	10054510
(CHEVROLET) CORSICA	90-94	2.2L(134) 4CYL	GWG-47A	10089654
	87-89	2.0L(121) 4CYL	GWG-47A	10089654
	90-94	3.1L(189) 6CYL	GWG-48A	10048949
	87-89	2.8L(173) 6CYL	GWG-48A	10048949
(CHEVROLET) CORVETTE	92-94	5.7L(350) NON PULLEY DRIVE 8CYL		12509653
	90-94	5.7L(350) ZR-1 8CYL		10159599
	84-91	5.7L(350) 8CYL	GWG-22A	10048919
	71-82	5.7L(350) 8CYL	GWG-31A	6258551
	65-74	427,454 8CYL		
	55-70	265,283,327,350 8CYL	GWG-35A	3998206
(CHEVROLET FULL SIZE) BELAIR BISCAYNE CAPRICE IMPALA	85-85	4.3L(262) 6CYL	GWG-25A	10048917
	80-85	3.8L(231) 6CYL	GWG-07A	1260709
	80-84	3.8L(229) 6CYL	GWG-25A	10048917
	78-79	3.2L(196) 3.8L(231) 6CYL	GWG-07A	1260709
	78-79	3.3L(200) 6CYL	GWG-25A	10048917
	75-79	4.1L(250) 6CYL	GWG-12A	361054
	63-74	194,230,250 6CYL	GWG-01A	357261
	82-85	5.0L(305) 5.7L(350) 8CYL	GWG-25A	10048917
	83-85	5.7L(350)(D) 8CYL	GWG-26A	556283
	81-82	4.4L(267) 8CYL	GWG-25A	10048917
	80-82	5.7L(350)(D) W/AC 8CYL	GWG-26A	556283
	82-82	5.7L(350)(D) W/O AC 2ND DESIGN MOUNTING HEIGHT 5.97"	GWG-26A	556283

GENERAL MOTORS

CAR NAME	YEAR	MODEL / ENGINE / REMARK	GMB NO.	OEM NO.
(CHEVROLET FULL SIZE) BELAIR BISCAYNE CAPRICE IMPALA	82-82	5.7L(350)(D) W/O AC 1ST DESIGN MOUNTING HEIGHT 5.56"	GWG-36A	231886
	81-81	5.0L(305) 5.7L(350) 6.6L(400)	GWG-25A	10048917
	77-80	ALL MODELS EXC (D) & 454	GWG-25A	10048917
	72-76	262,305,350,400 8CYL	GWG-27A	372334
	72-76	402,454 8CYL	GWG-32A	6272159
	70-71	307,350,400 W/2BBL CARB 8CYL	GWG-27A	372334
GENERAL MOTORS CHEVROLET				
(CHEVROLET FULL SIZE) BELAIR BISCAYNE CAPRICE IMPALA	70-71	400 W/4 BBL CARB,454 8CYL	GWG-32A	6272159
	69-69	327,350 8CYL	GWG-27A	372334
	69-69	396,427 8CYL	GWG-32A	3953620
	55-68	265,283,307,327 8CYL	GWG-35A	3998206
	65-58	396,427 8CYL		14087581
	94-96		GWG-99A	12523502
(CHEVROLET) LUMINA	93-93	2.2L(134) 4CYL	GWG-47A	12518443
	90-92	2.5L(151) 4CYL	GWG-49A	10181369
	90-94	3.1L(189) 6CYL	GWG-48A	10174858
	91-94	3.4L(207) 6CYL	GWG-48A	10174858
(CHEVROLET) LUMINA APV	90-94	3.1L(189) 6CYL	GWG-48A	10048949
	92-93	3.8L(231) 6CYL	GWG-59A	12338842
(CHEVROLET) MALIBU MALIBU CLASSIC MONTE CARLO CHEVILLE EL CAMINO	80-88	3.8L(229) 4.3L(262) 6CYL	GWG-25A	10048917
	80-87	3.8L(231) 6CYL	GWG-07A	1260709
	82-83	4.3L(260)(D) 6CYL	GWG-24A	22514839
	78-79	3.2L(196) 3.8L(231) 6CYL	GWG-07A	1260709
	78-79	3.3L(200) 6CYL	GWG-25A	10048917
	75-79	4.1L(250) 6CYL	GWG-12A	361054
	68-74	230,250 6CYL	GWG-01A	357261
	81-88	5.0L(305) 8CYL	GWG-25A	10048917
	83-84	5.7L(350)(D) 8CYL	GWG-26A	556283
	81-82	4.4L(267) 8CYL	GWG-25A	10048917
	82-82	5.7L(350)(D) W/AC 8CYL	GWG-26A	556283
	82-82	5.7L(350)(D) W/O AC 8CYL 2ND DESIGN MOUNTING HEIGHT 5.97"	GWG-26A	556283
	82-82	5.7L(350)(D) W/O AC 8CYL 1ST DESIGN MOUNTING HEIGHT 5.56"	GWG-36A	231886
	77-80	ALL MODELS(EXC 454 ENG) 8CYL	GWG-25A	10048917
	72-76	262,305,307,350,400 8CYL	GWG-27A	372334
	72-76	402,454 8CYL	GWG-32A	6272159
	69-71	307,350,400 W/2BBL CARB 8CYL	GWG-27A	37233
	69-71	396,400 W/4BBL CARB,454 8CYL	GWG-27A	3977607
	64-68	283,307,327,350 8CYL	GWG-35A	3998206
	65-68	396 8CYL		14087581
04-05	L4 2198 (134,F)	GWG-103A	12585226	
(CHEVROLET) MONZA VEGA	78-80	2.5L(151) 4CYL	GWG-12A	361054
	78-80	3.2L(196) 3.8L(231) 6CYL	GWG-07A	1260709
	78-79	3.3L(200) 6CYL	GWG-25A	10048917
(CHEVROLET) NOVA CHEVY 2 COBALT	88-88	1.6L(98) DOHC 4CYL	GWG-58A	94844775
	85-88	1.6L(98) SOHC 4CYL	GWG-50A	94840612
	62-70	153 4CYL	GWG-01A	3947042
	78-79	3.2L(196) 3.8L(231) 6CYL	GWG-07A	1257703
	78-79	3.3L(200) 6CYL	GWG-25A	10048917
	75-79	250 6CYL	GWG-12A	361054
	74-74	250 W/O AC 6CYL	GWG-01A	357261
	70-73	ALL MODELS 6CYL	GWG-01A	357261
	68-69	230,250 W/O AC 6CYL	GWG-01A	357261
	62-67	ALL MODELS 6CYL	GWG-01A	357261
77-79	ALL MODELS 8CYL	GWG-25A	10048917	

GENERAL MOTORS

CAR NAME	YEAR	MODEL / ENGINE / REMARK	GMB NO.	OEM NO.
(CHEVROLET) NOVA CHEVY 2 COBALT	69-76	262,305,307,350,400 8CYL	GWG-27A	6272157
	69-76	396,402,454 8CYL	GWG-32A	6272159
	64-68	283,307,327,350 8CYL	GWG-35A	3998206
	68-68	396 8CYL		3990993
	05-09	L4 2198 (134,F,H)	GWG-103A	12591894
GENERAL MOTORS CHEVROLET				
(CHEVROLET TRUCK) ASTRO VAN	87-90	2.5L(151) 4CYL	GWG-54A	10181327
	85-86	2.5L(151) 4CYL	GWG-52A	10032022
	90-94	4.3L(262) 4CYL	GWG-62A	10148030
	87-89	4.3L(262) 4CYL	GWG-55A	10077059
	85-86	4.3L(262) 4CYL	GWG-25A	10048917
(CHEVROLET TRUCK) BLAZER-FULL SIZE	78-82	4.1L(250) 6CYL	GWG-12A	361054
	78-79	4.8L(292) 6CYL	GWG-23A	10046305
	75-77	4.1L(250) 6CYL	GWG-16A	361055
	75-77	4.8L(292) 6CYL	GWG-34A	357262
	69-74	250 6CYL	GWG-01A	6258446
	72-74	292 6CYL		6258119
	92-	5.7L(350) 8CYL	GWG-79A	12522036
	89-93	5.7L(350) 8CYL	GWG-55A	10077059
	96-98	4.3L(262) 6CYL	GWG-82A	12528917
	82-91	6.2L(379)(D) 8CYL	GWG-33A	15633465
	92-96	6.2L(379) 8CYL	GWG-83A	12514574
	-			12534417
	-			15633466
	-			23500138
	77-88	5.0L(305) 5.7L(350) 6.6L(400)	GWG-25A	10048917
	96-98	4.3L(262) 6CYL	GWG-82A	12528917
	-		GWG-82A	12532528
73-86	7.4L(454) 8CYL	GWG-32A	14085852	
72-76	262,305,307,350,400 8CYL	GWG-27A	372334	
69-71	307,350 8CYL	GWG-35A	3957981	
(CHEVROLET TRUCK) S-10 BLAZER S-10 PICK-UP	87-93	2.5L(151) 4CYL	GWG-54A	10181327
	85-86		GWG-52A	10032022
	83-85	2.2L(136)(D) 4CYL		94105354
	82-85	1.9L(119) 4CYL	GWG-19A	94239153
	83-84	2.0L(121) 4CYL	GWG-21A	14063641
	87-89	2.8L(173) 6CYL	GWG-72A	10120943
	88-93	4.3L(262) 6CYL	GWG-55A	10077059
	96-98	4.3L(262) 6CYL	GWG-82A	12528917
	-		GWG-82A	12532528
82-86	2.8L(173) 6CYL	GWG-17A	14105921	
(CHEVROLET TRUCK) LLV-LONG LIFE VEHICLE	87-93	2.5L(151) 4CYL	GWG-54A	10049043
(CHEVROLET TRUCK) LUV	81-83	1.8L(110) SERIES 11,12 4CYL	GWG-14A	94202477
	81-83	2.2L(136) SERIES 11,12 (D)	GWG-38A	94239649
	76-80	1.8L(110) SERIES 5 10 4CYL	GWG-14A	94202477
	72-75	1.8L(110) SERIES 1 4 4CYL	GWG-15A	94022627
(CHEVROLET TRUCK) LIGHT TRUCK 10,15,20,25,30,35 SERIES	66-72	ALL MODELS 4CYL	GWG-01A	3815726
	63-65	(153) P10 SERIES 4CYL	GWG-01A	3815726
	88-93	4.3L(262) EXC P-3 V6CYL	GWG-55A	10077059
	90-93	4.3L(262) P-3 V6CYL	GWG-25A	10048917
	87-87	4.3L(262) G SERIES V6CYL	GWG-55A	10077059
	87-87	4.3L(262) R,V SERIES V6CYL	GWG-25A	10048917
	85-86	4.3L(262) V6CYL	GWG-25A	1048917
	78-89	4.8L(292) L6CYL	GWG-23A	10046305
78-	4.1L(250) L6CYL	GWG-12A	361054	

GENERAL MOTORS

CAR NAME	YEAR	MODEL / ENGINE / REMARK	GMB NO.	OEM NO.
----------	------	-------------------------	---------	---------

GENERAL MOTORS CHEVROLET

(CHEVROLET TRUCK) LIGHT TRUCK 10,15,20,25,30,35 SERIES	75-77	4.1L(250) L6CYL	GWG-16A	361055
	75-77	4.8L(292) L6CYL		357262
	73-74	250 L6CYL	GWG-01A	6258446
	65-74	292 L6CYL		6258119
	66-72	ALL MODELS(EXC 292 & G-10'66)	GWG-01A	6258446
	63-65	194(EXC G-10),230 L6CYL	GWG-01A	6258446
	87-93	5.0L(305) C,G,K SERIES 8CYL	GWG-55A	10077059
	87-87	5.0L(305) R,V1,2 8CYL	GWG-25A	10048917
	92-93	5.7L(350) SUBURBAN 8CYL	GWG-55A	10077059
	87-93	5.7L(350) C,G,K SERIES 8CYL	GWG-55A	10077059
	87-93	5.7L(350) P SERIES 8CYL	GWG-25A	10048917
	89-92	5.7L(350) R,V1,2 SERIES 8CYL	GWG-55A	10077059
	91-91	5.7L(350) R3 SERIES 8CYL	GWG-25A	10048917
	89-91	5.7L(350) V3 SERIES 8CYL	GWG-25A	10048917
	89-90	5.7L(350) R2,3 SERIES 8CYL	GWG-25A	10048917
	87-88	5.7L(350) R,V1,2,3 SERIES 8CYL	GWG-25A	10048917
	87-88	5.7L(350) G SERIES 8CYL	GWG-25A	10048917
	88-93	6.2L(379)(D) P SERIES 8CYL	GWG-33A	15633465
	92-93	6.2L(379) 6.5L(395)(D) C,K SERIES 8CYL		
	92-93	6.2L(379) G SERIES 8CYL	GWG-33A	15633465
	88-91	6.2L(379) C,K SERIES 8CYL		12633466
	88-91	6.2L(379)G,R,V SERIES 8CYL	GWG-33A	23500133
	95-97		GWG-99A	12527740
	82-87	6.2L(379)(D) SERIES 8CYL	GWG-33A	23500133
	94-96	7.4L(454) EXC,P3	GWG-70A	12527759
	90-95	7.4L(454) P3 SERIES 8CYL	GWG-32A	14085852
	91-93	7.4L(454) SUBURBAN 8CYL	GWG-70A	10081980
	90-93	7.4L(454) C1,2,K2 SERIES 8CYL	GWG-70A	10081980
	88-93	7.4L(454) C,G,K3 SERIES 8CYL	GWG-70A	10081980
	91-91	7.4L(454) R,V3 SERIES 8CYL	GWG-32A	14085852
	89-90	7.4L(454) R2(SUBURBAN) 8CYL	GWG-70A	10081980
	89-90	7.4L(454) R,V2,3 SERIES(EXC.SUBURBAN) 8CYL	GWG-32A	14085852
	87-88	7.4L(454) R,V2,3 SERIES 8CYL	GWG-32A	14085852
	87-88	7.4L(454) P3 SERIES 8CYL	GWG-32A	14085852
	79-86	7.4L(454) C,K,P2,3 SERIES 8CYL	GWG-32A	14085852
	77-86	5.0L(305) 5.7L(350) 6.6L(400) (GAS ENG) 8CYL	GWG-25A	10048917
	80-81	5.7L(350)(D) C1 W/O AC 8CYL	GWG-36A	231886
	79-81	5.7L(350)(D) C1 W/ AC 8CYL	GWG-26A	556283
	78-78	5.7L(350)(D) C1 8CYL	GWG-26A	556283
	73-78	7.4L(454) INCL.MHC 8CYL	GWG-32A	6272159
	73-76	305,307,350,400 INCL.MHC 8CYL	GWG-27A	372334
	72-72	283,307,327,350 8CYL	GWG-35A	3998206
	72-72	307,350 G10,20,30 SERIES 8CYL W/THREADED POWER STEERING BOSS	GWG-25A	461996
	72-72	307,350 G10,20,30 SERIES 8CYL W/O THREADED POWER STEERING BOSS	GWG-27A	6272157
	68-	396,400 8CYL		14087581
55-71	265,283,307,327,350 8CYL	GWG-35A	3957981	

(CHEVROLET TRUCK) MEDIUM & HEAVY DUTY 40-90 SERIES	74-87	292(50,60 SERIES) INCL.SCHOOL BUS 6CYL	GWG-34A	474056
	73-78	250(50 SERIES) 6CYL	GWG-01A	6258446
	79-90	350(50,60 SERIES) INCL.SCHOOL BUS 8CYL		6258551
	73-80	350(40,50,60 SERIES) 8CYL		6258551
	69-80	366,427(40,50,60,65,70,80 SERIES) 8CYL	GWG-41A	6258548
	77-79	400 8CYL	GWG-25A	474029
	62-72	307,327,350(40,50,60 SERIES) 8CYL	GWG-35A	3998206
	66-72	366(40,50,60,80 SERIES) 8CYL	GWG-41A	6258548

GENERAL MOTORS GEO

(GEO) METRO,SPRINT	89-94	1.0L(61) METRO 3CYL	GWG-63A	96064464
	85-88	1.0L(61) SPRINT 3CYL	GWG-57A	96054298

GENERAL MOTORS

CAR NAME	YEAR	MODEL / ENGINE / REMARK	GMB NO.	OEM NO.
GENERAL MOTORS GEO				
(GEO) PRIZM	93-96	1.6L(98) 4CYL	GWG-68A	94854791
	93-96	1.8L(109) 4CYL	GWG-71A	94854103
	90-94	1.6L(98) DOHC GSI 4CYL	GWG-58A	94844775
	89-91	1.6L(98) SOHC 4CYL	GWG-50A	94847609
(GEO) SPECTRUM STORM	90-93	1.6L(98) STORM SOHC 4CYL	GWIS-33A	94331664
	92-93	1.8L(112) STORM GSI DOHC 4CYL	GWIS-33A	94331664
	90-91	1.6L(98) STORM GSI DOHC 4CYL	GWIS-32A	94360200
	88-89	1.5L(92) SPECTRUM 4CYL	GWG-65A	94109591
(GEO) TRACKER	89-93	1.6L(98) W/5 THREADED MOUNTING BOSSES 4CYL	GWG-64A	96062832
	89-89	1.6L(98) W/4 THREADED MOUNTING BOSSES 4CYL		96059659
G.M.C. TRUCK				
(G.M.C. TRUCK) JIMMY-FULL SIZE	78-82	4.1L(250) 6CYL	GWG-12A	361054
	78-79	4.8L(292) 6CYL	GWG-23A	10046305
	75-77	4.1L(250) 6CYL	GWG-16A	361055
	75-77	4.8L(292) 6CYL		357262
	69-74	250 6CYL	GWG-01A	6258446
	72-74	292 6CYL		6258119
	89-93	5.7L(350) 8CYL	GWG-55A	10077059
	82-91	6.2L(379)(D) 8CYL	GWG-33A	15633465
	77-88	5.0L(305) 5.7L(350) 6.6L(400) 8CYL	GWG-25A	10048917
	73-86	7.4L(454) 8CYL	GWG-32A	14085852
	72-76	262,305,307,350,400 8CYL	GWG-27A	372334
	69-71	307,350 8CYL	GWG-35A	3957981
(G.M.C. TRUCK) SAFARI VAN	87-90	2.5L(151*E) 4CYL	GWG-54A	10181327
	85-86	2.5L(151) 4CYL	GWG-52A	10032022
	90-94	4.3L(262) 6CYL	GWG-62A	10148030
	87-89	4.3L(262*Z) 6CYL	GWG-55A	10077059
	85-86	4.3L(262) 6CYL	GWG-25A	10048917
(G.M.C. TRUCK) S-15 JIMMY S-15 PICK-UP SONOMA SYCLONE TYPHOON	87-93	2.5L(151*E) 4CYL	GWG-54A	10181327
	85-86	2.5L(151) 4CYL	GWG-52A	10032022
	82-85	1.9L(119) 4CYL	GWG-19A	94239153
	83-85	2.2L(136)(D) 4CYL		94105354
	83-84	2.0L(121) 4CYL	GWG-21A	14063641
	87-89	2.8L(173*R) 6CYL	GWG-72A	10120943
	88-93	4.3L(262) 6CYL	GWG-55A	10077059
	82-86	2.8L(173) 6CYL	GWG-17A	14105921
	87-93	2.5L(151) GM MODELS 4CYL 153 CHEVY ENG.1/4 TON-AMC	GWG-54A	181327
	-	MODEL DJ-SA,VARIOUS MAIL TRUCKS	GWG-01A	2930-848-5960
	-	VARIOUS MODEL PS30842	GWG-01A	2930-848-5960
	-	170,225 1 TON-DODGE MODEL S6-P200 VARIOUS MAIL TRUCKS	GWCR-06A	2930-983-4192
	-	IHC SCOUT,MODEL 800 VARIOUS MAIL TRUCKS	GWIH-01A	2930-073-3473
	-	IHC MODEL CO/1600 VARIOUS MAIL TRUCKS	GWIH-01A	2930-073-3473
-	1/2 TON-FORD MODEL G100 VARIOUS MAIL TRUCKS	GWG-38A	2930-V99-0039	
GENERAL MOTORS OLDSMOBILE				
(OLDSMOBILE) CALAIS CUTLASS CALAIS-FWD	87-91	2.3L(140) 4CYL	GWG-66A	22537768
	85-91	2.5L(151) 4CYL	GWG-05A	10159526
	91-91	3.3L(204) 6CYL	GWG-59A	12338842
	89-90	3.3L(204) 6CYL	GWG-44A	12336298
	85-88	3.0L(181) 6CYL	GWG-44A	12336298
(OLDSMOBILE) CIERA CUTLASS	93-94	2.2L(134) 4CYL	GWG-47A	12518443
	87-92	2.5L(151) 4CYL	GWG-49A	10181369
	82-86	2.5L(151) W/O PULLEY 4CYL	GWG-05A	10004073
	82-86	2.5L(151) W/3 GROOVE PULLEY 4CYL	GWG-05AP	
	91-93	3.3L(204) 6CYL	GWG-59A	12338842

GENERAL MOTORS

CAR NAME	YEAR	MODEL / ENGINE / REMARK	GMB NO.	OEM NO.
GENERAL MOTORS OLDSMOBILE				
(OLDSMOBIL) CIERA CUTLASS	89-90	3.3L(204) 6CYL	GWG-44A	12336298
	87-89	2.8L(173) 6CYL	GWG-48A	10048949
	86-88	3.8L(231) 6CYL	GWG-44A	12336298
	82-86	2.8L(173) INCL.CANADA EXPORT 6CYL	GWG-04A	10120945
	82-85	3.0L(181) 3.8L(231) 6CYL	GWG-45A	25525147
	82-85	4.3L(260)(D) W/O PULLEY 6CYL		22519584
	82-85	4.3L(260)(D) W/PULLEY 6CYL		
(OLDSMOBIL) CUTLASS CALAIS-RWD	90-91	2.3L(140) 4CYL	GWG-66A	24570464
	89-94	3.1L(189) 6CYL	GWG-48A	10048949
	90-94	3.4L(207) 6CYL	GWG-48A	10048949
	88-89	2.8L(173) 6CYL	GWG-48A	10048949
	77-87	3.8L(231) 4.1L(252) 6CYL	GWG-07A	1260709
	82-84	4.3L(260)(D) 6CYL	GWG-24A	22514839
	75-76	250 6CYL	GWG-12A	361054
	74-74	250 W/O AC 6CYL	GWG-01A	3947042
	74-74	250 W/AC 6CYL		358937
	66-73	250 6CYL	GWG-01A	3947042
	64-65	ALL V-6 MODELS 6CYL	GWG-42A	1396346
	86-88	5.0L(307) 8CYL	GWG-26A	556283
	83-87	5.0L(307) CANADA EXPORT 8CYL	GWG-25A	10048917
	83-85	5.7L(350)(D) 8CYL	GWG-26A	556283
	81-85	4.3L(260) 5.0L(307) W/AC 8CYL	GWG-26A	556283
	81-85	4.3L(260) 5.0L(307) W/O AC 8CYL	GWG-36A	231886
	82-82	5.7L(350)(D) W/AC 8CYL	GWG-26A	556283
	82-82	5.7L(350)(D) W/O AC 1ST DESIGN 8CYL	GWG-36A	231886
	82-82	5.7L(350)(D) W/O AC 2ND DESIGN 8CYL	GWG-26A	556283
	79-81	4.3L(260) 5.7L(350)(D) W/AC 8CYL	GWG-26A	556283
	79-81	4.3L(260) 5.7L(350)(D) W/O AC 8CYL	GWG-36A	231886
	78-81	5.0L(305) 8CYL	GWG-25A	10048917
	77-80	260,350,403 W/AC 8CYL	GWG-26A	556283
	77-80	260,350,403 W/O AC 8CYL	GWG-36A	231886
	77-79	350 8CYL	GWG-25A	10048917
	75-76	260,350,455 W/AC 8CYL	GWG-26A	556283
	75-76	260,350,455 W/O AC 8CYL	GWG-36A	231886
	75-75	400 8CYL	GWG-28A	488377
	73-74	ALL V-8 W/O AC 8CYL	GWG-36A	231886
	71-74	ALL V-8 W/AC 8CYL	GWG-26A	556283
(OLDSMOBIL) FIRENZA	87-88	2.0L(121) 4CYL	GWG-61A	90220568
	87-88	2.0L(121) 4CYL	GWG-47A	10089654
	82-86	1.8L(111) 4CYL	GWG-11A	52273124
	82-86	1.8L(111) 2.0L(121)*B.P) 4CYL	GWG-06A	10065240
	87-87	2.8L(173) 6CYL	GWG-48A	10048949
	85-86	2.8L(173) 6CYL	GWG-51A	14089011
(OLDSMOBIL- FULL SIZE) DELTA 88 CUSTOM-CRUISER NINETY-EIGHT TORONADO TROFEO	91-94	3.8L(231) 6CYL	GWG-59A	12338842
	86-	3.0L(181) 3.8L(231) 6CYL	GWG-44A	12326453
	85-85	3.0L(181) 98 REGENCY 6CYL	GWG-45A	25525147
	85-85	3.8L(231) 98 REGENCY W/FWD 6CYL	GWG-45A	25525147
	82-85	3.8L(231) 4.1L(252) EXC.1985,98 REGENCY W/FWD 6CYL	GWG-07A	25527536
	85-85	4.3L(260)(D) W/O PULLEY 6CYL		22519584
	85-85	4.3L(260)(D) W/PULLEY 6CYL		
	77-81	3.8L(231) 6CYL	GWG-07A	25527536
	91-92	5.0L(305) 5.7L(350) 8CYL		10174846
	86-90	5.0L(307) 8CYL	GWG-26A	556283
	83-85	5.7L(350)(D) 8CYL	GWG-26A	556283
	82-85	4.3L(260) 5.0L(307) W/AC 8CYL	GWG-26A	556283
	82-85	4.3L(260) 5.0L(307) W/O AC 8CYL	GWG-36A	231886
	84-84	5.0L(307) 98 W/RWD 8CYL	GWG-26A	556283
	81-82	4.4L(267) 5.0L(305) CANADA EXPORT 8CYL	GWG-25A	10048917

GENERAL MOTORS

CAR NAME	YEAR	MODEL / ENGINE / REMARK	GMB NO.	OEM NO.
----------	------	-------------------------	---------	---------

GENERAL MOTORS OLDSMOBILE

(OLDSMOBIL-FULL SIZE) DELTA 88 CUSTOM-CRUISER NINETY-EIGHT TORONADO TROFEO	82-82	5.7L(350)(D) W/AC 8CYL	GWG-26A	556283
	82-82	5.7L(350)(D) W/O AC 1ST DESIGN 8CYL	GWG-36A	231886
	82-82	5.7L(350)(D) W/O AC 2ND DESIGN 8CYL	GWG-26A	556283
	81-81	4.3L(260) 5.7L(350)(D) W/AC 8CYL	GWG-26A	556283
	81-81	4.3L(260) 5.7L(350)(D) W/O AC 8CYL	GWG-36A	231886
	77-81	260,307,350 N-DIESEL,R,403 W/AC 8CYL	GWG-26A	556283
	77-81	260,307,350 N-DIESEL,R,403 W/O AC 8CYL	GWG-36A	231886
	79-79	301 DELTA 88 8CYL	GWG-28A	12309445
	79-79	350 DELTA 88 8CYL	GWG-07A	1257703
	77-77	350 8CYL	GWG-25A	10048917
	75-76	260,350,455 W/AC 8CYL	GWG-26A	556283
	75-76	260,350,455 W/O AC 8CYL	GWG-36A	231886
	75-75	400 8CYL	GWG-28A	12309445
	73-74	ALL V-8 W/O AC 8CYL	GWG-36A	231886
71-74	ALL V-8 W/AC 8CYL	GWG-26A	556283	

(OLDSMOBIL) OMEGA STARFIRE	80-84	2.5L(151) W/O PULLEY 4CYL	GWG-05A	10004073
	-	W/3 GROOVE PULLEY 4CYL	GWG-05AP	
	78-80	2.5L(151) STARFIRE 4CYL	GWG-12A	361054
	81-84	2.8L(173) 6CYL	GWG-04A	14101304
	75-80	3.8L(231) 6CYL	GWG-07A	1260709
	73-76	250 EXC.1974 W/AC 6CYL	GWG-01A	357261
	80-84	2.5L(151) W/O PULLEY 4CYL	GWG-05A	10004073
	-	W/3 GROOVE PULLEY 4CYL	GWG-05AP	
	78-80	2.5L(151) STARFIRE 4CYL	GWG-12A	361054
	81-84	2.8L(173) 6CYL	GWG-04A	14101304
	75-80	3.8L(231) 6CYL	GWG-07A	1260709
	73-76	250 EXC.1974 W/AC 6CYL	GWG-01A	357261
	74-74	250 W/AC 6CYL		358937
	77-79	5.0L(305) 5.7L(350) OMEGA 8CYL	GWG-25A	10048917
	77-79	5.0L(305) STARFIRE 8CYL		359913
	75-76	4.3L(260) W/AC 8CYL	GWG-26A	556283
	75-76	4.3L(260) W/O AC 8CYL	GWG-36A	231886
	75-76	5.7L(350) 8CYL	GWG-07A	1260709
73-74	ALL V-8 W/AC 8CYL	GWG-26A	556283	
73-74	ALL V-8 W/O AC 8CYL	GWG-36A	231886	

(OLDSMOBIL) SILOUETTE	90-93	3.1L(189) 6CYL	GWG-48A	10174858
	92-93	3.8L(231) 6CYL	GWG-59A	12338842

(OLDSMOBIL TRUCK) BRAVADA	93-94	4.3L(262) 6CYL	GWG-62A	12522031
	91-92	4.3L(262) 6CYL	GWG-55A	10077059
	02-04	2.8L	GWG-101A	12620226

GENERAL MOTORS PONTIAC

(PONTIAC) FIERO	-	2.5L(151) 4CYL	GWG-05A	10004073
	85-88	2.8L(173) 6CYL	GWG-04A	10054510

(PONTIAC) FIREBIRD TRANS-AM	85-86	2.5L(151) 4CYL	GWG-52A	10032022
	82-84	2.5L(151) 4CYL	GWG-12A	10120938
	93-94	3.4L(205) 6CYL	GWG-60A	12520914
	90-92	3.1L(189) 6CYL	GWG-60A	10120944
	87-89	2.8L(173) 6CYL	GWG-60A	10120944
	89-89	3.8L(231) 6CYL	GWG-07A	25527536
	85-86	2.8L(173) 6CYL	GWG-04A	10120945
	82-84	2.8L(173) 6CYL	GWG-17A	14105921
	77-81	3.8L(231) 6CYL	GWG-07A	1260709
	75-76	250 6CYL	GWG-12A	361054
	70-74	250 W/O AC 6CYL	GWG-01A	357261
	74-74	250 W/AC 6CYL		358937
	93-94	5.7L(350) 8CYL		12518277
	88-92	5.0L(305) 5.7L(350) 8CYL	GWG-55A	10077059

GENERAL MOTORS

CAR NAME	YEAR	MODEL / ENGINE / REMARK	GMB NO.	OEM NO.
GENERAL MOTORS PONTIAC				
(PONTIAC) FIREBIRD TRANS-AM	77-87	5.0L(305) 8CYL	GWG-25A	10048917
	87-87	5.7L(350) 8CYL	GWG-25A	10048917
	77-81	4.3L(265) 4.9L(301) 8CYL	GWG-28A	12309445
	78-79	5.7L(350) 8CYL	GWG-25A	10048917
	77-79	350,403 W/AC 8CYL	GWG-26A	556283
	77-79	350,403 W/O AC 8CYL	GWG-36A	231886
	77-79	400 8CYL	GWG-28A	12309445
	77-77	350 8CYL	GWG-28A	12309445
	71-76	350,400,455 8CYL	GWG-28A	12309445
	70-70	ALL V-8(EXC 307) 8CYL	GWG-28A	12309445
69-69	ALL V-8(W/CASTING NO.9796351) 8CYL		9797581	
(PONTIAC FULL- SIZE) BONNEVILLE CATALINA SAFARI	91-94	3.8L(231) 6CYL	GWG-59A	12338842
	87-90	3.8L(231) 6CYL	GWG-44A	12326453
	86-86	4.3L(262) 6CYL	GWG-25A	10048917
	82-86	3.8L(231) 4.1L(252) 6CYL	GWG-07A	25527536
	80-81	3.8L(231) 6CYL	GWG-07A	25527536
	86-89	5.0L(307) 8CYL	GWG-26A	556283
	83-86	5.0L(305) 8CYL	GWG-25A	10048917
	83-84	5.7L(350)(D) 8CYL	GWG-26A	556283
	81-82	5.7L(350)(D) W/AC 8CYL	GWG-26A	556283
	82-82	5.7L(350)(D) W/O AC 8CYL 1ST DESIGN 8CYL	GWG-36A	231886
	82-82	5.7L(350)(D) W/O AC 8CYL 2ND DESIGN 8CYL	GWG-26A	556283
	77-81	4.3L(265) 4.9L(301) 8CYL	GWG-28A	12309445
	77-81	307,350,403 W/AC 8CYL	GWG-26A	556283
	77-81	307,350,403 W/O AC 8CYL	GWG-36A	231886
	77-80	301,400 8CYL	GWG-28A	12309445
	78-79	350 8CYL	GWG-07A	1257703
	77-77	350 8CYL	GWG-28A	12309445
71-76	350,400,455 8CYL	GWG-28A	12309445	
69-70	ALL V-8(EXC 307) 8CYL	GWG-28A	12309445	
63-68	ALL V-8 8CYL		9784281	
(PONTIAC) GRANDO AM	88-94	2.3L(138) 4CYL	GWG-66A	24570464
	85-91	2.5L(151) 4CYL	GWG-05A	10159526
	87-89	2.0L(122) 4CYL	GWG-61A	90220568
	92-93	3.3L(204) 6CYL	GWG-59A	12338842
	85-87	3.0L(181) 6CYL	GWG-44A	25527537
	79-79	231 6CYL	GWG-07A	1260709
	78-80	301 8CYL	GWG-28A	12309445
	78-80	305 8CYL	GWG-25A	10048917
	02-05	L4 2198 (134,F)	GWG-103A	24439799
(PONTIAC) GRANDO PRIX	90-91	2.3L(140) 4CYL	GWG-66A	22537768
	91-94	3.4L(204) 6CYL	GWG-48A	10048949
	88-94	3.1L(189) 6CYL	GWG-48A	10048949
	88-89	2.8L(173) 6CYL	GWG-48A	10048949
	82-87	3.8L(231) 4.1L(252) 6CYL	GWG-07A	1260709
	86-87	4.3L(262) 6CYL	GWG-25A	10048917
	83-87	5.0L(305) 8CYL	GWG-25A	10048917
	83-84	5.7L(350)(D) 8CYL	GWG-26A	556283
	82-82	5.7L(350)(D) W/AC 8CYL	GWG-26A	556283
	82-82	5.7L(350)(D) W/O AC 1ST DESIGN 8CYL	GWG-36A	231886
	82-82	5.7L(350)(D) W/O AC 2ND DESIGN 8CYL	GWG-26A	556283
	77-81	4.3L(265) 4.9L(301) 8CYL	GWG-28A	488377
	77-81	350(D),403 W/AC 8CYL	GWG-26A	556283
	77-81	350(D),403 W/O AC 8CYL	GWG-36A	231886
	78-80	305 8CYL	GWG-25A	10048917
	77-77	350,400 8CYL	GWG-28A	488377
	74-76	350,400,455 8CYL	GWG-28A	488377
69-73	ALL V-8(EXC 307) 8CYL	GWG-28A	488377	

GENERAL MOTORS

CAR NAME	YEAR	MODEL / ENGINE / REMARK	GMB NO.	OEM NO.
GENERAL MOTORS PONTIAC				
(PONTIAC) LEMANS TEMPEST	91-93	1.6L(98) 4CYL		90325660
	88-90	1.6L(98) 4CYL	GWG-46A	12395558
	89-90	2.0L(121) 4CYL	GWG-61A	90220568
	77-81	3.8L(231) 6CYL	GWG-07A	1260709
GENERAL MOTORS PONTIAC				
(PONTIAC) LEMANS TEMPEST	75-76	250 6CYL	GWG-12A	361054
	70-74	250 W/O AC 6CYL	GWG-01A	3947042
	74-74	250 W/AC 6CYL		358937
	77-81	265,301 8CYL	GWG-28A	488377
	77-80	305,350 8CYL	GWG-25A	10048917
	77-77	350,400 8CYL	GWG-28A	488377
	76-77	260,350,403 W/AC 8CYL	GWG-26A	556283
	76-77	260,350,403 W/O AC 8CYL	GWG-36A	231886
	74-76	350,400,455 8CYL	GWG-28A	488377
	69-73	ALL V-8(EXC 307) 8CYL	GWG-28A	488377
69-69	ALL V-8 W/CASTING NO.9796351 8CYL		9784281	
(PONTIAC) PARISIENNE	83-86	3.8L(229) 4.3L(262) 6CYL	GWG-25A	10048917
	84-85	3.8L(231) INCL.CANADA EXPORT 6CYL	GWG-07A	1260709
	86-86	5.0L(307) 8CYL	GWG-26A	556283
	83-86	5.0L(305) 5.7L(350) INCL.EXPORT 8CYL	GWG-25A	10048917
	83-85	5.7L(350)(D) 8CYL	GWG-26A	556283
(PONTIAC) PHOENIX,VENTURA	80-84	2.5L(151) W/O PULLEY 4CYL	GWG-05A	10004073
	80-84	2.5L(1519 W/3 GROOVE PULLEY 4CYL	GWG-05AP	
	80-84	2.8L(173) 6CYL	GWG-04A	14101304
	77-79	231 6CYL	GWG-07A	1247079
	75-76	250 6CYL	GWG-12A	361054
	71-74	250 W/O AC 6CYL	GWG-01A	3947042
	74-74	250 W/AC 6CYL		358937
	77-79	305,350 8CYL	GWG-25A	10048917
	77-77	301 8CYL	GWG-28A	12309445
	77-77	350 W/AC 8CYL	GWG-26A	556283
	77-77	350 W/O AC 8CYL	GWG-36A	231886
	75-76	350 8CYL	GWG-07A	1247079
	75-76	260 W/AC 8CYL	GWG-26A	556283
	75-75	260 W/O AC 8CYL	GWG-36A	231886
70-74	ALL V-8(EXC 307) 8CYL	GWG-28A	488377	
71-74	307 8CYL	GWG-27A	6272157	
(PONTIAC) SUNBIRD ASTRE J2000	92-94	2.0L(122) 4CYL	GWG-11A	12511062
	87-91	2.0L(122) 4CYL	GWG-61A	90220568
	82-86	1.8L(112) 2.0L(122) 4CYL	GWG-06A	10065240
	82-86	1.8L(112) 4CYL	GWG-11A	52273124
	77-80	2.5L(151) 4CYL	GWG-12A	361054
	91-93	3.1L(189) 6CYL	GWG-48A	10048949
	76-80	231 6CYL	GWG-07A	1247079
(PONTIAC) T1000	81-87	1.6L(98) 8CYL	GWG-03A	10077051
(PONTIAC) 6000	87-91	2.5L(151) 4CYL	GWG-49A	10181369
	82-86	2.5L(151) W/O PULLEY 4CYL	GWG-05A	10004073
	-	W/3 GROOVE PULLEY 4CYL	GWG-05AP	
	87-91	2.8L(1739 3.1L(189)6CYL	GWG-48A	10048949
	82-86	2.8L(173) 6CYL	GWG-04A	10120945
	82-85	4.3L(260)(D) W/O PULLEY 6CYL		22519584
(PONTIAC) TRANS SPORT	82-85	4.3L(260)(D) W/PULLEY 6CYL		
	90-94	3.1L(189) 6CYL	GWG-48A	10174858
	92-94	3.8L(231) 6CYL	GWG-59A	12338842
	-	HIGH PERFORMANCE WP		
	-	GWG-56A ALUMINUM BODY OF GWG-35A		

GENERAL MOTORS

CAR NAME	YEAR	MODEL / ENGINE / REMARK	GMB NO.	OEM NO.
----------	------	-------------------------	---------	---------

GM(SOUTH AFRICA) REGIONAL ITEMS

GM(BRASIL)

CHEVETTE	76-80	W/O THERMOSTAT	GWG-67A	9306722
-----------------	-------	----------------	----------------	---------

GM(SOUTH AFRICA) REGIONAL ITEMS

CHEVETTE	62-65	CHEVY II 6CYL	GWG-08A	3286641
	-	2300/2500cc CHEVROLET	GWG-08A	3286641
	72-	3800/4100cc CHEVROLET	GWG-10A	2650866
	-	W/VISCOUS FAN CLUTCH		
	79-	4100cc COMMODORE 6CYL	GWG-08A	3286641
	69-77	2300/2500cc CHEVROLET W/AC	GWG-09A	3427007
	71-75	2500cc FIRENZA	GWG-08A	3286641
	75-	1900 HATCH,ASCONA	GWG-08A	3286641
	69-77	2300/2500cc KOMMANDO W/AC	GWG-09A	3427007
79-	2000cc REKORD	GWG-08A	3286641	

SATURN

SATURN AURA ION LS,LW	-	1.9L(116) 4CYL	GWG-80A	21000535
	-	1.9L(116) 4CYL	GWG-81A	21006276
	07-09	L4 2400cc (145,B,5)	GWG-103A	12585226
	04-07	L4 2000cc (122,P)	GWG-103A	12591894
	00-	L4 2198cc (134,F)	GWG-103A	24439799
	01-03	L4 2198cc (134,F)	GWG-103A	24446365

SIERRA

SIERRA SILVERADO	01-03	1500HD	GWG-100A	12456113
	01-06	2500HD	GWG-100A	12458935
	01-	C3	GWG-100A	12559271
	99-06		GWG-100A	12456113
	01-05		GWG-97A	94011694

CHEVROLET

CAPTIVA	06.10-	2.0L	GWG-94A	96440224
----------------	--------	------	----------------	----------

HOLDEN

CAR NAME	YEAR	MODEL / ENGINE / REMARK	GMB NO.	OEM NO.
GM(AUSTRALIA)HOLDEN				
APOLLO	89-93	2.0L(3SF/3SFE)ENG JK,JL	GWT-77A	16110-79025
	93-94	2.2L(5S-FE)ENG JM	GWT-77A	16110-79025
	93-94	3.0L(3VZ-FE)ENG JM	GWT-71A	16100-69206
ASTRA	84-87	1.5L(E15)1.6L(E16S)ENG LB,LC	GWN-24A	21010-01M25
	87-89	1.6L(16LF)1.8L(LV6)ENG LD	GWG-11A	90106656
BARINA	85-89	1.3L(G13A)ENG MB,ML MANUAL	GWS-08A	17400-82811
	89-94	1.3L(G13B)ENG ML AUTO MF,MH	GWS-15A	17400-82820
CALIBRA	91-94	2.0L(LE4)ENG SOHC YE C20N	GWG-61A	90220568
CAMIRA	82-87	1.6L/1.8L(L16/LJ9/LV6)ENG JB,JD	GWG-11A	90106656
	87-89	2.0L(LE4)ENG JE	GWG-61A	90220568
COMMODORE	80-81	1.9L(1X)ENG VC STARFIRE	GWHD-01A	9943171
	81-84	1.9L(1X)ENG VH STARFIRE	GWHD-06A	92014082
	78-81	173/202 ENG 6CYL VB,VC	GWHD-03A	2808367
	81-86	173/202 ENG 6CYL VH,VK	GWHD-06A	92014082
	86-88	3.0L(RB30E)ENG VL	GWHD-08A	2101042L00
	88-90	3.8L HIGHER BOLT VN1	GWG-44A	25529891
	88-91	3.8L LOWER BOLT VN	GWG-59A	25534909
	91-94	3.8L VP VG VR	GWG-59A	25534909
	80-82	4.2L(253)/5.0L(308)ENG VB,VC VH(FLANGE FACE-BACKPLATE 94MM)	GWHD-04/05A	92009639
	81-88	4.2L(253)/5.0L(308)ENG VK,VL VH(FLANGE FACE-BACKPLATE 110MM)	GWHD-07A	92014563
	88-94	4.2L(253)/5.0L(308)ENG VN,VP,VR	GWHD-07A	92014563
	92-94	3.8L VQ II	GWG-59A	25534909
	94-94	3.8L VR	GWG-59A	25534909
90-94	5.0L VQ I & II ,VR	GWHD-07A	92014563	
GEMINI	75-85	1.6L(G161Z)TX,TC,TD,TE,TF,TG	GWG-14A	94202477
	81-84	1.8L(4FB1)(D)TE,TF,TG	GWIS-19A	8-94118-501-0
HOLDEN	63-69	149/186 RED ENG EH-HK,GD,FR	GWHD-02A	92008364
	69-74	161/173/186/202 RED ENG HT,HG,HQ	GWHD-03A	2808367
	74-78	173/202 RED ENG HJ,HX,HZ W/O AC	GWHD-01A	9943171
	77-85	202 RED ENG HZ,WB W/AC	GWHD-06A	92014082
	68-74	307/327/350 CHEV ENG K,HT,HG,HQ	GWG-35A	3998206
	68-69	307 CHEV ENG HK		TBA
	70-80	350 CHEV ENG HG,HT,HQ,HJ,HX,HZ		TBA
	69-70	4.2L(253)/5.0L(308)HT,HG	GWHD-04/05A	92009639
	69-85	4.2L(253)/5.0L(308)HQ,HZ WB(FLANGE FASE TO BACKPLATE 94MM)	GWHD-04/05A	92009639
	80-85	4.2L(253)/5.0L(308) WB(FLANGE FASE TO BACKPLATE 110MM)	GWHD-07A	92014563
NOVA	89-94	1.4L(4A-FC)1.6L(6A-FC)ENG LE,LF	GWT-78A	16110-19085
	91-94	1.6L(4A-FE)LF	GWT-78A	16110-19085
PUAZZA	86-87	2.0L(4ZC1)	GWIS-29A	8-94021-775-0
SUNBIRD	77-80	1.9L OPEL ENG LX,UC	GWO-01A	1334035
	78-80	1.9L(1X)ENG UC STARFIRE	GWHD-01A	9943171
TORANA	67-75	1.2L/1.3L HB,LC,LJ,TA	GWBF-01A	8850015
	74-78	1.9L OPEL ENG LH	GWO-01A	1334035
	70-79	138/173/186/202 RED ENG LC,LJ,TA,LH,LX,UC W/AC	GWHD-03A	2808367
	74-80	173/202 RED ENG LH,LX,UC W/O AC	GWHD-01A	9943171
	74-78	4.2L(253)/5.0L(308) LH,LX	GWHD-04/05A	92009639

HOLDEN

CAR NAME	YEAR	MODEL / ENGINE / REMARK	GMB NO.	OEM NO.
GM(AUSTRALIA)HOLDEN				
DROVER	85-87	1.3L(G13A)	GWS-08A	17400-82811
JACKAROO	84-85	2.0L(G200Z)UBS13	GWG-14A	94202477
	81-88	2.2L(C223)(D)UBS521/522	GWG-38A	9425251
	84-88	2.2L(C223T)(D)UBS52	GWG-38A	9425251
	85-88	2.3L(4ZD1)UBS16	GWIS-22A	8-94376-846-0
	88-92	2.6L(4ZE1)UBS17		8-94332-638-0
	88-92	2.8L(C4J1-T)UBS55	GWIS-25A	8-97018-560-0
SCURRY	85-87	1.0L(F10A)	GWS-11A	17400-78821
SHUTTLE	82-87	1.8L(4ZB1)WFR1		8-94232-082-0
	87-91	1.9L(4ZC1)WFR1	GWIS-29A	8-94021-775-0
	82-87	2.0L(4FC1)(D)WFR5	GWIS-28A	8-97010-201-9

HONDA

CAR NAME	MODEL	C.C.	ENGINE	N.B	YEAR	GMB NO.	OEM NO.
ACCORD	CA1	1800	A18A	GAS	85.06-89.09	GWHO-23A	19210-PH1-515
	CA2	1800	B18A	GAS	85.06-89.09	GWHO-30A	19210-PH3-305
	CB2	1800	F18A	GAS	89.09-91.07	GWHO-28A	19200-P0A-003
	CB1	1800	F18A	GAS	89.09-93.09	GWHO-28A	19200-P0A-003
	CD3	1800	F18B	PFI	93.09-97.09	GWHO-28A	19200-P0A-003
	CF3	1800	F18B	PFI	97.08-02.10	GWHO-28A	19200-P0A-003
	CL3	2000	F20B	PFI	00.06-02.10	GWHO-28A	19200-P0A-003
	CL7	2000	K20A	PFI	02.10-08.12	GWHO-62A	19200-RBC-013
	CL7,CL8	2000	K20A	PFI	02.10-08.12	GWHO-50A	19200-RFE-003
	CM1	2000	K20A	PFI	04.10-08.12	GWHO-50A	19200-RFE-003
	CU1,CW1	2000	R20A	PFI	11.02-	GWHO-63A	19200-R1P-U01
	CR5,CR6	2000	LFA	PFI	13.06-		19200-5K0-A01
	CA3	2000	B20A	PFI	85.06-89.09	GWHO-30A	19210-PH3-305
	CA5	2000	A20A	GAS	87.05-89.09	GWHO-23A	19210-PH1-515
	CA6	2000	A20A3	GAS	88.04-90.04	GWHO-23A	19210-PH1-515
	CB4	2000	F20A	GAS	89.09-92.05	GWHO-28A	19200-P0A-003
	CB3	2000	F20A	GAS	89.09-93.09	GWHO-28A	19200-P0A-003
	CB3,CB4	2000	F20A	PFI	89.09-93.09		19200-PT2-013
	CB3,CB4	2000	F20A	PFI	89.09-93.09	GWHO-28A	19200-P0A-003
	CB6	2000	F20A	PFI	90.04-94.02		19200-PT2-013
	CD4	2000	F20B	PFI	93.09-97.09	GWHO-28A	19200-P0A-003
	CF4	2000	F20B	PFI	97.08-00.06	GWHO-28A	19200-P0A-003
	CF4	2000	F20B	PFI	97.08-02.10	GWHO-33A	19200-P13-003
	CF5	2000	F20B	PFI	97.08-02.10	GWHO-28A	19200-P0A-003
	CL1	2200	H22A	PFI	00.06-02.10	GWHO-33A	19200-P13-003
	CB9	2200	F22A	PFI	91.04-94.02	GWHO-28A	19200-P0A-003
	CB7	2200	F22A	PFI	92.01-94.02	GWHO-28A	19200-P0A-003
	CD5	2200	F22B	PFI	93.09-97.09	GWHO-28A	19200-P0A-003
	CD6	2200	H22A	PFI	93.09-97.09	GWHO-33A	19200-P13-003
	CD7	2200	F22B	PFI	94.02-96.12	GWHO-28A	19200-P0A-003
	CD8	2200	H22A	PFI	94.02-96.12	GWHO-33A	19200-P13-003
	CE1	2200	F22B	PFI	94.02-97.09	GWHO-28A	19200-P0A-003
	CF2	2200	H22A	PFI	96.08-97.09	GWHO-33A	19200-P13-003
	CL2	2300	H23A	PFI	00.06-02.11	GWHO-33A	19200-P13-003
CF6,CF7	2300	F23A	PFI	97.10-02.11	GWHO-28A	19200-P0A-003	
CH9	2300	H23A	PFI	98.12-02.11	GWHO-33A	19200-P13-003	
CL9	2400	K24A	PFI	02.10-08.12	GWHO-50A	19200-RFE-003	
CM2,CM3	2400	K24A	PFI	02.11-08.12	GWHO-50A	19200-RFE-003	
CU2,CW2	2400	K24A	PFI	08.12-	GWHO-66A	19200-R40-A01	
				08.01-	GWHO-66A	19200-R40-A01	
ACCORD,MDX			J35Z		08.01-12.12	GWHO-65A	19200-R70-A11
ACCORD/ASCOT/INSPIRE	SJ	1600	EF		76.04-78.09	GWHO-12AP	19110-671-325
	SV,SY	1600	EF		80.02-83.06	GWHO-10A	19200-PB2-000
	AC	1600	EY		83.06-86.04	GWHO-21A	19200-PD2-000
	SM	1800	EK		78.09-79.07	GWHO-16AP	19110-689-325
	SM	1800	EK		79.07-82.10	GWHO-10A	19200-PB2-000
	SZ	1800	EK		81.09-84.05	GWHO-08A	19200-PC1-000
	AD	1800	ES		83.06-86.04	GWHO-21A	19200-PD2-000
	CM1	2000	K20A		04.10-	GWHO-50A	19200-RBB-013
ACTY	HA1,HA2,HH1,HH2	550	E05A	GAS	88.05-90.03	GWHO-42A	19200-PN3-013
	HA8,HA9	660	E07Z	PFI	09.12-	GWHO-45A	19210-PFB-003
	HH3,HH4	660	E07A	GAS	90.02-99.06	GWHO-41A	19200-P36-000

HONDA

CAR NAME	MODEL	C.C.	ENGINE	N.B	YEAR	GMB NO.	OEM NO.
ACTY	HA3,HA4	660	E07A	GAS	90.02-99.07	GWHO-41A	19200-P36-000
	HA5	660	E07A	GAS	95.12-99.05	GWHO-41A	19200-P36-000
	HH3	660	E07A	PFI	95.12-99.06	GWHO-41A	19200-P36-000
	HA6,HA7	660	E07Z	PFI	99.05-10.01	GWHO-45A	19210-PFB-003
	HH5,HH6	660	E07Z	PFI	99.06-	GWHO-45A	19210-PFB-003
AIRWAVE	GJ1,GJ2	1500	L15A		05.04-	GWHO-47A	19200-PWA-003
	GJ1,GJ2	1500	L15A	PFI	05.04-	GWHO-47A	19200-PWA-003
ASCOT	CB2	1800	F18A	GAS	89.09-91.07	GWHO-28A	19200-P0A-003
	CB1	1800	F18A	GAS	89.09-93.10	GWHO-28A	19200-P0A-003
	CB3,CB4	2000	F20A	GAS	89.09-91.07	GWHO-28A	19200-P0A-003
	CB3,CB4	2000	F20A	PFI	89.09-97.09		19200-PT2-013
	CB3,CB4	2000	F20A	PFI	89.09-97.09	GWHO-28A	19200-P0A-003
	CE4	2000	G20A	PFI	93.10-97.09	GWHO-44A	19200-P1R-003
	CC4,CC5	2300	H23A	PFI	92.03-97.09	GWHO-34A	19200-P14-A01
	CE5	2500	G25A	PFI	93.10-97.09	GWHO-44A	19200-P1R-003
AVANCIER	TA1,TA2	2300	F23A	PFI	99.09-03.06	GWHO-28A	19200-P0A-003
	TA4	3000	J30A	PFI	00.02-03.06	GWHO-57A	19200-P8A-A02
	TA3	3000	J30A	PFI	99.09-03.06	GWHO-57A	19200-P8A-A02
BEAT	PP1	660	E07A	PFI	91.05-96.01	GWHO-41A	19200-P36-000
CAPA	GA4	1500	D15B	PFI	98.04-02.01	GWHO-39A	19200-P2A-003
	GA6	1500	D15B	PFI	99.09-02.01	GWHO-39A	19200-P2A-003
CITY	GA1	1200	D12A	GAS	86.09-88.09		19200-PJ7-003
	GA1	1200	D12A	GAS	88.10-94.06		19200-PJ7-J01
	GA2	1300	D13C	GAS	88.10-94.06		19200-PJ7-J01
	GA2	1300	D13C	PFI	88.10-94.06		19200-PJ7-J01
CIVIC	SB1	1200	EB1		72.07-76.05	GWHO-13AP	19110-634-325
	FD3	1300	LDA	PFI	05.11-		19200-RMX-003
	SL,SS,VE	1300	EJ		79.06-83.09	GWHO-07A	19200-PA0-010
	VC	1300	EN		79.09-91.10	GWHO-11A	19200-PA1-030
	EF1	1300	D13B	GAS	87.09-92.10	GWHO-26A	19200-P01-003
	EY2	1300	D13B	GAS	87.10-96.03	GWHO-26A	19200-P01-003
	EG3	1300	D13B	GAS	91.08-95.09	GWHO-26A	19200-P01-003
	EK2	1300	D13B	PFI	95.08-00.09	GWHO-39A	19200-P2A-003
	EU1,EU2	1500	D15B	PFI	00.09-03.09	GWHO-55A	19200-PLC-003
	SG	1500	ED		74.04-75.08	GWHO-01AP	19110-634-305
	SE,VB	1500	EC		74.09-78.09	GWHO-01AP	19110-634-305
	SG,SH	1500	ED		75.08-79.07	GWHO-15AP	19110-657-325
	VB	1500	EC		78.10-79.09	GWHO-15AP	19110-657-335
	AH,AK,AR,SG,SH	1500	EW		84.11-87.09	GWHO-37A	19200-PE0-660
	EF4	1500	D15B	GAS	87.09-89.09	GWHO-26A	19200-P01-003
	EF2	1500	D15B	GAS	87.09-96.03	GWHO-26A	19200-P01-003
	EG4	1500	D15B	GAS	91.08-95.09	GWHO-26A	19200-P01-003
	EG4	1500	D15B	PFI	91.08-95.09	GWHO-32A	19200-P08-003
	EY4	1500	D15B	GAS	92.10-96.03	GWHO-26A	19200-P01-003
	EK3	1500	D15B	PFI	95.08-00.09	GWHO-39A	19200-P2A-003
	EK3	1500	D15B	PFI	95.08-00.09	GWHO-49A	19200-P2J-005
	EF3	1600	ZC	PFI	87.09-92.10	GWHO-26A	19200-P01-003
	EF5	1600	ZC	PFI	87.09-96.03	GWHO-26A	19200-P01-003
	EF5	1600	ZC	GAS	89.08-92.10	GWHO-26A	19200-P01-003
	EF9	1600	B16A	PFI	89.09-91.09	GWHO-56A	19200-P30-003
	EG6	1600	B16A	PFI	91.08-95.09	GWHO-56A	19200-P30-003
	EG5	1600	ZC	PFI	92.05-95.09	GWHO-26A	19200-P01-003

HONDA

CAR NAME	MODEL	C.C.	ENGINE	N.B	YEAR	GMB NO.	OEM NO.
CIVIC	EY5	1600	ZC	GAS	92.10-96.03	GWHO-26A	19200-P01-003
	EJ1	1600	D16A	PFI	93.02-96.01	GWHO-32A	19200-P08-003
	EK4	1600	B16A	PFI	95.08-00.09	GWHO-46A	19200-P72-013
	EJ7	1600	D16A	PFI	96.01-97.08	GWHO-39A	19200-P2A-003
	EK9	1600	B16B	PFI	97.07-00.09	GWHO-46A	19200-P72-013
	EJ7	1600	D16A	CNG	98.04-99.02	GWHO-39A	19200-P2A-003
	EU3,EU4	1700	D17A	PFI	00.09-05.09	GWHO-55A	19200-PLC-003
	FD1	1800	R18A	PFI	05.09-		06192-R1A-305
	EP3	2000	K20A	PFI	01.12-05.09	GWHO-51A	19200-PRB-A01
	FD2	2000	K20A	PFI	06.04-	GWHO-50A	19200-RFE-003
	FD2	2000	K20A	PFI	07.03-	GWHO-62A	19200-RBC-013
CIVIC FERIO	ES9	1300	LDA	PFI	01.11-05.05		19200-RMX-003
	EG7	1300	D13B	GAS	91.08-95.08	GWHO-26A	19200-P01-003
	EK2	1300	D13B	PFI	95.08-00.09	GWHO-39A	19200-P2A-003
	ES1,ES2	1500	D15B	PFI	00.09-05.09	GWHO-55A	19200-PLC-003
	EG8	1500	D15B	GAS	91.08-95.08	GWHO-26A	19200-P01-003
	EG8	1500	D15B	PFI	91.08-95.08	GWHO-32A	19200-P08-003
	EK3	1500	D15B	PFI	95.08-00.09	GWHO-39A	19200-P2A-003
	EK3	1500	D15B	PFI	95.08-00.09	GWHO-49A	19200-P2J-005
	EG9	1600	B16A	PFI	91.08-95.08	GWHO-56A	19200-P30-003
	EH1	1600	ZC	GAS	91.08-95.08	GWHO-26A	19200-P01-003
	EH1	1600	ZC	PFI	91.08-95.08	GWHO-26A	19200-P01-003
	EJ3	1600	ZC	PFI	93.09-95.08	GWHO-32A	19200-P08-003
	EK4	1600	B16A	PFI	95.08-00.09	GWHO-46A	19200-P72-013
	EK5	1600	D16A	PFI	95.08-00.09	GWHO-39A	19200-P2A-003
	EK8	1600	D16A	PFI	97.01-98.08	GWHO-39A	19200-P2A-003
	EN1	1600	D16A	CNG	99.02-01.01	GWHO-39A	19200-P2A-003
	ES3	1700	D17A	PFI	00.09-05.09	GWHO-55A	19200-PLC-003
	EN2	1700	D17A	PFI	01.01-05.05	GWHO-48A	19200-PLM-A01
ET2	1700	D17A	PFI	03.09-05.09	GWHO-55A	19200-PLC-003	
CONCERTO	MA1	1500	D15B	GAS	88.06-92.09	GWHO-26A	19200-P01-003
	MA2	1600	ZC	GAS	88.06-92.09	GWHO-26A	19200-P01-003
	MA2	1600	ZC	PFI	88.06-92.09	GWHO-26A	19200-P01-003
	MA3	1600	ZC	GAS	88.07-92.09	GWHO-26A	19200-P01-003
	MA3	1600	ZC	PFI	88.07-92.09	GWHO-26A	19200-P01-003
CROSSROAD	RT1,RT2	1800	R18A	PFI	07.02-10.08		06192-R1A-305
	RT3,RT4	2000	R20A	PFI	07.02-10.08	GWHO-63A	19200-R1P-U01
CR-V	RD4,RD5	2000	K20A	PFI	01.08-04.09	GWHO-52A	19200-PNA-003
	RM1	2000	R20A	PFI	11.11-	GWHO-63A	19200-R1P-U01
	RD1	2000	B20B	PFI	95.10-01.08	GWHO-40A	19200-P75-003
	RD2	2000	B20B	PFI	98.12-01.08	GWHO-40A	19200-P75-003
	RD6,RD7	2400	K24A		04.09-	GWHO-52A	19200-PNA-003
	RD6,RD7	2400	K24A	PFI	04.09-06.10	GWHO-52A	19200-PNA-003
	RE3,RE4	2400	K24A	PFI	06.10-	GWHO-50A	19200-RFE-003
	RM4	2400	K24A	PFI	11.11-		19200-RX0-A01
CR-X	EF6	1500	D15B	GAS	87.09-92.02	GWHO-26A	19200-P01-003
	EF7	1600	ZC	PFI	87.09-92.02	GWHO-26A	19200-P01-003
	EF8	1600	B16A	PFI	89.09-92.02	GWHO-56A	19200-P30-003
CR-X DELSOL	EG1	1500	D15B	PFI	92.02-95.09	GWHO-32A	19200-P08-003
	EG2	1600	B16A	PFI	92.02-95.09	GWHO-56A	19200-P30-003
	EG2	1600	B16A	PFI	95.09-97.07	GWHO-46A	19200-P72-013
	EJ4	1600	D16A	PFI	95.09-97.07	GWHO-39A	19200-P2A-003

HONDA

CAR NAME	MODEL	C.C.	ENGINE	N.B	YEAR	GWB NO.	OEM NO.
CR-X/BALLAD	SS	1300	EJ		79.06-83.09	GWHO-07A	19200-PA0-010
	ST	1500	EM		79.06-83.09	GWHO-08A	19200-PA6-030
CR-Z	ZF1	1500	LEA	PFI	10.02-		19200-RBJ-003
	ZF2	1500	LEA	PFI	12.09-		19200-RBJ-003
DELSOL	EG1	1500	D15B		92.11-94.12	GWHO-32A	19200-P08-004
	EG2	1600	B16A		92.11-94.12	GWHO-56A	19200-P30-003
DOMANI	MA7	1500	D15B	PFI	94.02-97.01	GWHO-32A	19200-P1G-E02
	MB3	1500	D15B	PFI	97.01-00.08	GWHO-39A	19200-P2A-003
	MA4	1600	ZC	PFI	92.10-95.09	GWHO-32A	19200-P08-003
	MA4,MA6	1600	ZC	PFI	92.10-95.09	GWHO-26A	19200-P01-003
	MA4,MA6	1600	ZC	PFI	95.09-97.01	GWHO-39A	19200-P2A-003
	MB4,MB5	1600	D16A	PFI	97.01-00.08	GWHO-39A	19200-P2A-003
	MA5	1800	B18B	PFI	92.10-95.09	GWHO-27A	19200-PR4-013
	MA5	1800	B18B	PFI	95.09-97.01	GWHO-40A	19200-P75-003
EDIX	BE1,BE2	1700	D17A		04.07-	GWHO-48A	19200-PLM-A01
	BE1,BE2	1700	D17A	PFI	04.07-06.12	GWHO-48A	19200-PLM-A01
	BE3,BE4	2000	K20A		04.07-	GWHO-52A	19200-PNA-003
	BE3,BE4	2000	K20A	PFI	04.07-09.08	GWHO-52A	19200-PNA-003
	BE8	2400	K24A	PFI	06.12-09.08	GWHO-50A	19200-RFE-003
ELEMENT	YH2	2400	K24A	PFI	03.04-05.06	GWHO-50A	19200-RAA-A01
ELYSION	RR1,RR2	2400	K24A		04.05-	GWHO-50A	19200-RFE-003
	RR1,RR2	2400	K24A	PFI	04.05-13.10	GWHO-50A	19200-RFE-003
	RR3,RR4	3000	J30A		04.05-		19200-PDV-J01
	RR3,RR4	3000	J30A	PFI	04.05-10.11	GWHO-53A	19200-RDV-J01
	RR5,RR6	3500	J35A	PFI	07.01-13.10	GWHO-53A	19200-RDV-J01
FIT	GD1,GD2	1300	L13A	PFI	01.06-07.10	GWHO-47A	19200-PWA-003
	GE6,GE7	1300	L13A	PFI	07.10-	GWHO-61A	19200-RB0-003
	GP1	1300	LDA	PFI	10.10-13.09		19200-RBJ-003
	GK3,GK4	1300	L13B	PFI	13.09-		19200-5R0-003
	GD3,GD4	1500	L15A	PFI	02.09-07.10	GWHO-47A	19200-PWA-003
	GE8,GE9	1500	L15A	PFI	07.10-	GWHO-61A	19200-RB0-003
	GP4	1500	LEA	PFI	12.05-13.09		19200-RBJ-003
	GK5,GK6	1500	L15B	PFI	13.09-		19200-5R0-003
	GP5,GP6	1500	LEB	PFI	13.09-		19200-5K0-A01
FIT ARIA	GD6,GD7	1300	L13A	PFI	02.11-05.10	GWHO-47A	19200-PWA-003
	GD8,GD9	1500	L15A	PFI	02.11-09.01	GWHO-47A	19200-PWA-003
FIT SHUTTLE	GP2	1300	LDA	PFI	11.03-		19200-RBJ-003
	GG7,GG8	1500	L15A	PFI	11.03-	GWHO-61A	19200-RB0-003
FREED	GB3,GB4	1500	L15A	PFI	08.05-	GWHO-61A	19200-RB0-003
	GP3	1500	LEA	PFI	11.10-		19200-RBJ-003
FREED SPIKE	GB3,GB4	1500	L15A	PFI	10.07-	GWHO-61A	19200-RB0-003
	GP3	1500	LEA	PFI	11.11-		19200-RBJ-003
GRACE	GM4,GM5	1500	LEB	PFI	14.12-		19200-5K0-A01
	GM6,GM9	1500	L15B	PFI	15.06-		19200-5R0-003
HR-V	GH1,GH2	1600	D16A	PFI	98.09-03.10	GWHO-39A	19200-P2A-003
	GH3,GH4	1600	D16A	PFI	99.07-05.09	GWHO-39A	19200-P2A-003
INSIGHT	ZE1	1000	ECAMF2	PFI	99.11-06.03		19210-PHM-010
	ZE2	1300	LDA	PFI	09.02-14.04		19200-RBJ-003
	ZE3	1500	LEA	PFI	11.11-14.04		19200-RBJ-003
INSPIRE	CB5	2000	G20A	PFI	89.10-95.02	GWHO-44A	19200-P1R-003
	CC3	2000	G20A	PFI	92.01-97.02	GWHO-44A	19200-P1R-003
	UA1	2000	G20A	PFI	95.02-98.10	GWHO-44A	19200-P1R-003

HONDA

CAR NAME	MODEL	C.C.	ENGINE	N.B	YEAR	GMB NO.	OEM NO.
INSPIRE	CC2	2500	G25A	PFI	92.01-97.02	GWHO-44A	19200-P1R-003
	UA2	2500	G25A	PFI	95.02-98.10	GWHO-44A	19200-P1R-003
	UA4	2500	J25A	PFI	98.10-03.06	GWHO-57A	19200-P8A-A02
	UC1	3000	J30A	PFI	03.06-07.12	GWHO-53A	19200-RDV-J01
	UA3	3200	C32A	PFI	95.06-98.10		19200-P5G-004
	UA5	3200	J32A	PFI	98.10-03.06	GWHO-57A	19200-P8A-A02
	CP3	3500	J35A	PFI	07.12-	GWHO-53A	19200-RDV-J01
INTEGRA	DA5	1600	ZC	PFI	89.04-93.05	GWHO-26A	19200-P01-003
	DA6	1600	B16A	PFI	89.04-93.05	GWHO-56A	19200-P30-003
	DA7	1600	ZC	GAS	89.04-93.07	GWHO-26A	19200-P01-003
	DA7	1600	ZC	PFI	89.04-93.07	GWHO-26A	19200-P01-003
	DA8	1600	B16A	PFI	89.04-93.07	GWHO-56A	19200-P30-003
	DA5	1600	ZC	GAS	91.10-93.05	GWHO-26A	19200-P01-003
	DC1	1600	ZC	GAS	93.05-95.09	GWHO-26A	19200-P01-003
	DC1	1600	ZC	PFI	93.05-95.09	GWHO-26A	19200-P01-003
	DB6	1600	ZC	GAS	93.07-95.09	GWHO-26A	19200-P01-003
	DB6,DB9	1600	ZC	PFI	93.07-95.09	GWHO-26A	19200-P01-003
	DB6,DB9,DC1	1600	ZC	PFI	95.09-00.09	GWHO-39A	19200-P2A-003
	DB1	1800	B18B	PFI	91.10-93.07	GWHO-27A	19200-PR4-013
	DC2	1800	B18C	PFI	93.05-00.09	GWHO-46A	19200-P72-013
	DB8	1800	B18C	PFI	93.07-00.09	GWHO-46A	19200-P72-013
	DB7	1800	B18B	PFI	93.07-95.09	GWHO-27A	19200-PR4-013
	DC5	2000	K20A	PFI	01.07-07.02	GWHO-51A	19200-PRB-A01
	DC5	2000	K20A	PFI	01.07-07.02	GWHO-52A	19200-PNA-003
INTEGRA SJ	EK3	1500	D15B	PFI	96.02-00.08	GWHO-39A	19200-P2A-003
	EK3	1500	D15B	PFI	96.02-00.08	GWHO-49A	19200-P2J-005
JADE	FR4	1500	LEB	PFI	15.02-		19200-5K0-A01
	FR5	1500	L15B	TBO	15.05-		19200-59B-003
LAGREAT	RL1	3500	J35A	PFI	99.06-04.05	GWHO-57A	19200-P8A-A02
LEGEND	KA5	2000	C20A	PFI	88.10-90.10	GWHO-25A	19200-P0G-A01
	KA5	2000	C20A	TBO	88.10-90.10	GWHO-25A	19200-P0G-A01
	KA3	2700	C27A	PFI	87.02-90.12	GWHO-25A	19200-P0G-A01
	KA6	2700	C27A	PFI	88.10-90.10	GWHO-25A	19200-P0G-A01
	KA7	3200	C32A	PFI	90.10-96.02	GWHO-35A	19200-PY3-010
	KA8	3200	C32A	PFI	90.12-96.02	GWHO-35A	19200-PY3-010
	KA7,KA8	3200	C32A	PFI	92.09-96.02	GWHO-36A	19200-PY3-A00
	KA7	3200	C32A	PFI	94.08-96.02		19200-P5G-004
	KA7	3200	C32A	PFI	94.08-96.02		19200-PY3-J00
	KA8	3200	C32A	PFI	94.09-96.02		19200-P5G-004
	KA8	3200	C32A	PFI	94.09-96.02		19200-PY3-J00
	KB1	3500	J35A		04.10-	GWHO-53A	19200-RDV-J01
	KB1	3500	J35A	PFI	04.10-08.12	GWHO-53A	19200-RDV-J01
	KC2	3500	JNB	PFI	15.01-	GWHO-53A	19200-RDV-J01
	KA9	3500	C35A	PFI	96.01-04.10	GWHO-64A	19200-P5A-004
	KB2	3700	J37A	PFI	08.09-12.07	GWHO-53A	19200-RDV-J01
	LIFE	JB3,JB4	660	E07Z	TBO	00.12-03.09	GWHO-45A
JB5,JB6		660	P07A	PFI	03.09-08.11	GWHO-58A	19210-RGA-010
JB7,JB8		660	P07A	TBO	03.10-08.11	GWHO-58A	19210-RGA-010
JC1,JC2		660	P07A	TBO	08.11-12.06	GWHO-58A	19210-RGA-010
JC1,JC2		660	P07A	PFI	08.11-14.04	GWHO-58A	19210-RGA-010
JA4		660	E07A	PFI	97.05-98.10	GWHO-41A	19200-P36-000
JB1,JB2		660	E07Z	PFI	98.10-03.09	GWHO-45A	19210-PFB-003

HONDA

CAR NAME	MODEL	C.C.	ENGINE	N.B	YEAR	GMB NO.	OEM NO.
LOGO	GA3	1300	D13B	PFI	96.09-01.06	GWHO-54A	19200-P7A-003
	GA3	1300	D13B	PFI	98.11-01.06	GWHO-39A	19200-P2A-003
	GA5	1300	D13B	PFI	98.11-01.06	GWHO-54A	19200-P7A-003
MDX	YD1	3500	J35A	PFI	03.03-06.06	GWHO-53A	19200-RDV-J01
MOBILIO	GB1,GB2	1500	L15A	PFI	01.12-08.07	GWHO-47A	19200-PWA-003
MOBILIO SPIKE	GK1,GK2	1500	L15A	PFI	02.09-08.07	GWHO-47A	19200-PWA-003
N BOX	JF1,JF2	660	S07A	PFI	11.12-		19210-R9G-003
	JF1,JF2	660	S07A	TBO	11.12-		19210-R9G-003
N BOX SLASH	JF1,JF2	660	S07A	PFI	14.12-		19210-R9G-003
	JF1,JF2	660	S07A	TBO	14.12-		19210-R9G-003
N BOX+	JF1,JF2	660	S07A	PFI	12.07-		19210-R9G-003
	JF1,JF2	660	S07A	TBO	12.07-		19210-R9G-003
N ONE	JG1,JG2	660	S07A	PFI	12.10-		19210-R9G-003
	JG1,JG2	660	S07A	TBO	12.10-		19210-R9G-003
N WGN	JH1,JH2	660	S07A	PFI	13.11-		19210-R9G-003
	JH1,JH2	660	S07A	TBO	13.11-		19210-R9G-003
NSX	NA1	3000	C30A	PFI	90.08-99.09		19200-PR7-305
	NA1	3000	C30A	PFI	99.09-05.12		19200-PR7-A03
	NA2	3200	C32B	PFI	97.02-99.09		19200-PR7-305
	NA2	3200	C32B	PFI	99.09-05.12		19200-PR7-A03
ODYSSAY	RA1,RA2	2200	F22B	PFI	94.09-97.08	GWHO-28A	19200-P0A-003
	RA3,RA4	2300	F23A	PFI	97.08-99.12	GWHO-28A	19200-P0A-003
	RA6,RA7	2300	F23A	PFI	99.12-03.10	GWHO-28A	19200-P0A-003
	RB1,RB2	2400	K24A	PFI	03.10-08.10	GWHO-50A	19200-RFE-003
	RB3,RB4	2400	K24A	PFI	08.10-	GWHO-66A	19200-R40-A01
	RC1,RC2	2400	K24W	PFI	13.10-		19200-5A2-A01
	RA8,RA9	3000	J30A	PFI	00.01-03.10	GWHO-57A	19200-P8A-A02
	RA5	3000	J30A	PFI	97.10-00.01	GWHO-57A	19200-P8A-A02
ORTHIA	EL1	1800	B18B	PFI	96.02-99.06	GWHO-40A	19200-P75-003
	EL2,EL3	2000	B20B	PFI	96.02-02.01	GWHO-40A	19200-P75-003
PARTNER	EY6	1300	D13B	PFI	96.02-03.08	GWHO-39A	19200-P2A-003
	GJ3	1500	L15A	PFI	06.03-	GWHO-47A	19200-PWA-003
	GJ4	1500	L15A	PFI	06.07-	GWHO-47A	19200-PWA-003
	EY7	1500	D15B	PFI	96.02-06.03	GWHO-39A	19200-P2A-003
	EY8	1600	D16A	PFI	96.02-06.03	GWHO-39A	19200-P2A-003
	EY9	1600	D16A	PFI	97.02-99.05	GWHO-39A	19200-P2A-003
PASSPORT		3200	6VD1		94.01-94.12	GWHO-38A	8-97215975
PRELUDE	SN	1800	EK		78.09-82.10	GWHO-10A	19200-689-030
	SN	1800	EK		78.09-82.10	GWHO-16AP	19110-689-325
	BA4,BA5	2000	B20A	GAS	87.04-91.09	GWHO-30A	19210-PH3-305
	BA4,BA5	2000	B20A	PFI	87.04-91.09	GWHO-29A	19210-PK2-305
	BA7	2100	B21A	PFI	90.10-91.09	GWHO-29A	19210-PK2-305
	BA8,BA9	2200	F22B	PFI	91.09-95.09		19200-PT2-013
	BB1,BB4	2200	H22A	PFI	91.09-96.11	GWHO-33A	19200-P13-003
	BA8,BA9	2200	F22B	PFI	95.09-96.11		19200-P39-003
	BB5	2200	F22B	PFI	96.10-00.08	GWHO-28A	19200-P0A-003
	BB5,BB7	2200	F22B	PFI	96.10-00.08		19200-P39-003
	BB6,BB8	2200	H22A	PFI	96.10-00.08	GWHO-33A	19200-P13-003
	QUINT	DA2	1500	EW	GAS	86.10-89.05	GWHO-37A
AV		1600	ZC	GAS	85.02-89.05	GWHO-24A	19210-PG6-305
AV		1600	ZC	PFI	85.02-89.05	GWHO-24A	19210-PG6-305
DA1		1600	ZC	GAS	85.11-89.05	GWHO-24A	19210-PG6-305

HONDA

CAR NAME	MODEL	C.C.	ENGINE	N.B	YEAR	GMB NO.	OEM NO.
QUINT	DA1	1600	ZC	PFI	85.11-89.05	GWHO-24A	19210-PG6-305
QUINT/INTERGRA	SU	1600	EP		80.02-85.01	GWHO-10A	19200-PB2-000
RAFAGA	CE4	2000	G20A	PFI	93.10-97.09	GWHO-44A	19200-P1R-003
	CE5	2500	G25A	PFI	93.10-97.09	GWHO-44A	19200-P1R-003
S2000	AP1	2000	F20C	PFI	99.04-05.11		19210-PCX-003
	AP2	2200	F22C	PFI	05.11-09.09		19210-PCX-003
S660	JW5	660	S07A	TBO	15.04-		19210-R9G-003
SABER	UA1	2000	G20A	PFI	95.02-98.10	GWHO-44A	19200-P1R-003
	UA2	2500	G25A	PFI	95.02-98.10	GWHO-44A	19200-P1R-003
	UA4	2500	J25A	PFI	98.10-03.06	GWHO-57A	19200-P8A-A02
	UA3	3200	C32A	PFI	95.06-98.10		19200-P5G-004
	UA5	3200	J32A	PFI	98.10-03.06	GWHO-57A	19200-P8A-A02
SHUTTLE	GK8,GK9	1500	L15B	PFI	15.05-		19200-5R0-003
	GP7,GP8	1500	LEB	PFI	15.05-		19200-5K0-A01
S-MX	RH1,RH2	2000	B20B	PFI	96.11-02.01	GWHO-40A	19200-P75-003
STEPWGN	RP1,RP2	1500	L15B	TBO	15.04-		19200-59B-003
	RF3,RF4	2000	K20A	PFI	01.04-05.05	GWHO-52A	19200-PNA-003
	RG1,RG2	2000	K20A		05.05-	GWHO-50A	19200-RTA-003
	RG1,RG2	2000	K20A	PFI	05.05-09.10	GWHO-50A	19200-RFE-003
	RK1,RK2	2000	R20A	PFI	09.10-15.03	GWHO-63A	19200-R1P-U01
	RF1,RF2	2000	B20B	PFI	96.05-01.04	GWHO-40A	19200-P75-003
	RF7,RF8	2400	K24A	PFI	03.06-05.05	GWHO-52A	19200-PNA-003
	RG3,RG4	2400	K24A		05.05-	GWHO-50A	19200-RTA-003
	RG3,RG4	2400	K24A	PFI	05.05-07.11	GWHO-50A	19200-RFE-003
STEPWGN SPADA	RP3,RP4	1500	L15B	TBO	15.04-		19200-59B-003
	RF5,RF6	2000	K20A	PFI	03.06-05.05	GWHO-52A	19200-PNA-003
	RG1,RG2	2000	K20A	PFI	07.11-09.10	GWHO-50A	19200-RFE-003
	RK5,RK6	2000	R20A	PFI	09.10-15.03	GWHO-63A	19200-R1P-U01
	RF7,RF8	2400	K24A	PFI	03.06-05.05	GWHO-52A	19200-PNA-003
	RG3,RG4	2400	K24A	PFI	07.11-09.10	GWHO-50A	19200-RFE-003
STREAM	RN1,RN2	1700	D17A	PFI	00.10-06.07	GWHO-55A	19200-PLC-003
	RN6,RN7	1800	R18A	PFI	06.07-12.04		06192-R1A-305
	RN6,RN7	1800	R18A	PFI	12.04-		19200-R1A-A01
	RN3	2000	K20A	PFI	00.10-06.07	GWHO-52A	19200-PNA-003
	RN4	2000	K20A	PFI	01.01-06.07	GWHO-52A	19200-PNA-003
	RN5	2000	K20B	PFI	03.12-06.07	GWHO-50A	19200-RFE-003
	RN8,RN9	2000	R20A	PFI	06.07-	GWHO-63A	19200-R1P-U01
STREET	HH1,HH2	550	E05A	GAS	88.05-90.03	GWHO-42A	19200-PN3-013
	HH3,HH4	660	E07A	GAS	90.02-99.06	GWHO-41A	19200-P36-000
	HH3,HH4	660	E07A	PFI	93.10-99.06	GWHO-41A	19200-P36-000
THAT'S	JD1,JD2	660	E07Z	TBO	02.02-06.03	GWHO-45A	19210-PFB-003
	JD1,JD2	660	E07Z	PFI	02.02-07.10	GWHO-45A	19210-PFB-003
TODAY	JW2	550	E05A	PFI	88.02-89.01		19200-PN4-013
	JW2	550	E05A	GAS	88.02-90.03		19200-PN4-013
	JW2	550	E05A	PFI	88.02-90.03		19200-PP0-013
	JA1	550	E05A	PFI	88.03-89.01		19200-PN4-013
	JA1	550	E05A	GAS	88.03-90.03		19200-PN4-013
	JA1	550	E05A	PFI	88.03-90.03		19200-PP0-013
	JW3	660	E07A	PFI	90.02-91.09	GWHO-41A	19200-P36-000
	JA2,JA3	660	E07A	GAS	90.02-93.01	GWHO-41A	19200-P36-000
	JA2,JA3	660	E07A	PFI	90.02-93.01	GWHO-41A	19200-P36-000
	JW3,JW4	660	E07A	GAS	90.02-98.10	GWHO-41A	19200-P36-000

HYUNDAI

CAR NAME	MODEL	C.C.	ENGINE	N.B	YEAR	GMB NO.	OEM NO.
ACCENT	ACCENT 1.3L	1341	G4E-A		02.12-	GWHY-17A	25100-22010
	ACCENT 1.3L	1341	G4EH		94.10-00.01	GWHY-17A	25100-22010
	ACCENT 1.4L	1399	G4EE		95.10-00.01	GWHY-23A	25100-26015
	ACCENT 1.5L	1495	G4EK		00.01-	GWHY-17A	25100-22010
	ACCENT 1.5L	1500	D4FA	CRDi	02.01-05.11	GWHY-20A	25100-27000
	ACCENT II(LC)	1500	D3-EA		02.04-	GWHY-20A	25100-27000
	ACCENT III 1.5L	1500	D4FA	CRDi	05.11-	GWHY-61A	25100-2A201
	ACCENT IV	1582		CRDi	11.08-		
ATOZ	ATOZ	999	G4HC-E		98.02-02.03	GWHY-19A	25100-02500
	MX,ATOS PRIME(MX), D4FB	1100	G4HG		98.02-02.03	GWHY-19A	25100-02500
AVANTE	AVANTE (ELANTRA)	1495	MPI SOHC		02.09-	GWHY-17A	25100-22010
	AVANTE (ELANTRA)	1599	G4ED-G		00.06-	GWHY-23A	25100-26015
	AVANTE (XD)1.6L	1600	D4FB	CRDi	06.02-	GWHY-61A	25100-2A201
	AVANTE(XD) 2.0L	2000	G4GC-G		00.06-	GWHY-42A	25100-23001
	AVANTE(XD) 2.0L	2000	D4EA	CRDi	01.04-	GWHY-20A	25100-27000
CLICK	CLICK	1086	G4HD		02.09-	GWHY-19A	25100-02500
	CLICK(TB)	1100	G4HG		02.09-	GWHY-19A	25100-02500
	CLICK(GETZ)	1341	G4E-A		02.09-04.03	GWHY-17A	25100-22010
	CLICK	1400	G4EE		05.08-	GWHY-23A	25100-26015
	CLICK(TB) 1.5L	1500	D3EA	CRDi	03.03-	GWHY-20A	25100-27000
	CLICK(TB) 1.5L	1500	D4FA	CRDi	05.08-	GWHY-61A	25100-2A201
COUPE	COUPE(RD) 1.6L	1600	G4CR		98.03-02.04	GWHY-35A	25100-23001
	COUPE(RD) 2.0L	2000	G4GF		96.08-02.04	GWHY-35A	25100-23001
EQUUS	EQUUS[LZ4.5]	4500	V8MPI			GWHY-12A	25100-3B300
EXCEL	EXCEL	1300	G15B		92.12-94.09	GWHY-17A	25100-22010
GALLOPER	GALLOPER II [JK-01] 2.5TD	2476	D4BH		98.08-	GWHY-111A	25100-42700
	GALLOPER II 2.5 TD	2500	D4BH		98.08-	GWHY-107A	25100-42000
GRACE	GRACE 2.4	2400	L4CS		97.10-	GWHY-109A	25100-32000
GRANDEUR	GRANDEUR (TG) 2.2L	2200	D4EB	CRDi	06.06-	GWHY-36A	25100-27400
	GRANDEUR (XG) 3.0L	3000	G6CT-G		98.12-	GWHY-43A	25100-39010
	GRANDEUR (XG) 3.5L	3500	G6CU		03.04-	GWHY-43A	25100-39010
H-100 [PORTER]	H100 BUS 2.4	2351	G4CS		93.07-00.03	GWHY-109A	25100-32000
	H100 BUS 2.5D/TD	2500	D4BX,D4BA		93.07-00.03	GWHY-107A	25100-42000
	H100 BOX 2.5D	2500	D4BX,D4BA		94.12-00.03	GWHY-107A	25100-42000
H-1BUS [STAREX]	H-1 BUS(KMF) 2.4L	2351	G4CS		97.10-	GWHY-109A	25100-32000
	H-1 BUS(KMF) 2.4L (4WD)	2400	G4CS		97.10-	GWHY-22A	25100-38450
	H-1 BUS(KMF) 2.5TD	2476	D4BH		99.10-01.11	GWHY-111A	25100-42700
	H-1 BUS(KMF) 2.5L	2500	D4CB	CRDi	02.12-	GWHY-70A	25100-4A000
	H-1 BUS 2.5L	2500		CRDi	07.01-	GWHY-70A	25100-4A000
	H-1 CARGO 2.5 VAN TYPE	2500		CRDi	08.02-	GWHY-70A	25100-4A000
i10	i10 1.1L	1120	D3FA	CRDi	08.01-	GWHY-61A	25100-2A201
	i10(PA) 1.2	1248			11.08-	GWHY-110A	25100-03010
i20	i20	1396	G4FC		09.08-	GWHY-85A	25100-2B000
i30	GD	1396		CRDi	12.06	GWHY-61A	25100-2A201
	GD	1396		CRDi	11.12-	GWHY-61A	25100-2A201
	GD	1582		CRDi	12.06	GWHY-61A	25100-2A201
	GD	1582		CRDi	11.12-	GWHY-61A	25100-2A201
	i30	1591	G4FA		07.10-	GWHY-85A	25100-2B000
	i30 CW Estate	1591	MPI DOHC		08.02-	GWHY-85A	25100-2B000
	I30 1.6CRDi	1600	D4FB		07.10-	GWHY-61A	25100-2A201
	i30	2000	G4GC-G		07.10-	GWHY-42A	25100-23001
	i30 2.0CRDi	2000	D4EA		07.10-	GWHY-20A	25100-27000

INTERNATIONAL HARVESTER

CAR NAME	YEAR	MODEL / ENGINE / REMARK	GMB NO.	OEM NO.
INTERNATIONAL HARVESTER				
SCOUT II TERRA &	71-80	196 W/O FAN CLUTCH 4CYL	GWIH-01A	861236R92
SCOUT80,CM80 CM110,C900,D900	61-77	152 W/AUTO FAN 4CYL	GWIH-01A	861236R92
CSCOUT II	61-77	196 W/AUTO FAN 4CYL	GWIH-01A	861236R92
SCOUT,TERRA TRAVELLER	71-80	V304,V345,V392 W/O FAN CLUTCH 8CYL	GWIH-01A	463365C91
PICKUP & TRAVELLER	59-75	V266,V304,V345,V392 W/O FAN CLUTCH	GWIH-01A	463365C91
	73-74	1/2 TON PICKUP & TRAVELLALL EXC CALIF 400 8CYL	GWAM-04A	445306C91
	59-68	B,BC,BCF W/266,304,345 8CYL	GWIH-01A	270918C92

ISUZU

CAR NAME	MODEL	C.C.	ENGINE	N.B	YEAR	GMB NO.	OEM NO.
117COUPE	PA95	1800	G180		70.01-75.12	GWIS-14A	9-13617-637-1
	PA95	1800	G180W		70.01-78.12		5-13610-010-0
	PA95	1800	G180Z		76.01-81.05	GWIS-01A	8-94202-477-1
	PA95	1800	G180W		78.01-81.05	GWIS-14A	5-13610-105-0
	PA96	2000	G200W		79.01-81.05	GWIS-14A	5-13610-105-0
	PA96	2000	G200 Z		79.01-81.05	GWIS-01A	8-94202-477-1
ASKA	JJD69	1800	4ZB1		83.03-90.06		8-94251277
	JJ110	1800	4ZB1	GAS	83.04-90.05		8-94376849
	JJD69	2000	4ZC1		83.03-90.06		8-94251277
	JJ120	2000	4ZC1	TBO	83.04-85.07		8-94376849
	JJ120	2000	4ZC1E	GAS	83.04-85.07		8-94376849
	JJ510	2000	4FC1	DIE	83.04-85.07		8-94154957
	JJ120	2000	4ZC1	GAS	83.04-90.05		8-94376849
	JJ120	2000	4ZC1T	TBO	83.04-90.05		8-94376849
	JJ510	2000	4FC1	DTB	83.08-85.07		8-94154957
	JJ510	2000	4FC1	DIE	85.07-90.05		8-94376869
	JJ510	2000	4FC1	DIE	85.07-90.05		8-94459837
	JJ510	2000	4FC1T	DTB	85.07-90.05		8-94376869
	JJ510	2000	4FC1T	DTB	85.07-90.05		8-94459837
BELLETT	PR10,PR30	1300	G130		69.01-71.12	GWIS-13A	9-13610-319-2
	PR20,PR40	1500	G150		69.01-71.12	GWIS-13A	9-13610-319-2
	PR50	1600	G161		69.01-74.12	GWIS-13A	9-13610-319-2
	PR50	1600	G161OHC		70.01-74.12	GWIS-14A	9-13617-637-1
	PR91	1600	G161		70.01-74.12	GWIS-14A	9-13617-637-1
	PR60,PR95	1800	G180		70.01-74.12	GWIS-14A	9-13617-637-1
BIG HORN	UBS13CK,UBS13FK	2000	G200	GAS	84.01-87.01	GWIS-01A	8-94224894
	UBS12CK,UBS12FK	2000	4ZC1	GAS	87.01-87.09	GWIS-29A	8-97084505
	UBS52CS	2200	C223	DIE	81.09-84.01	GWIS-20A	8-94376859
	UBS52CK,UBS52FK	2200	C223	DIE	81.09-88.11	GWIS-20A	8-94376859
	UBS52CK,UBS52CS	2200	C223T	DTB	84.01-88.11	GWIS-20A	8-94376859
	UBS52CW,UBS52FK	2200	C223T	DTB	84.01-88.11	GWIS-20A	8-94376859
	UBS52FW	2200	C223T	DTB	84.01-88.11	GWIS-20A	8-94376859
	UBS17CW	2600	4ZE1	EGI	88.11-89.11	GWIS-31A	8-97081623
	UBS17FW	2600	4ZE1	EGI	88.11-91.12	GWIS-31A	8-97081623
	UBS55CK,UBS55FK	2800	4JB1T	DTB	87.10-91.12	GWIS-45A	8-97105012
	UBS55CM,UBS55CW	2800	4JB1T	DTB	88.11-91.12	GWIS-45A	8-97105012
	UBS55FM,UBS55FW	2800	4JB1T	DTB	88.11-91.12	GWIS-45A	8-97105012
	UBS55FWR	2800	4JB1T	DTB	90.04-91.12	GWIS-45A	8-97105012
	UBS73DW,UBS73GW	3000	4JX1	DTB	98.02-02.03		8-97180326
	UBS69DW,UBS69GW	3100	4JG2	DTB	91.12-98.03	GWIS-45A	8-97105012
	UBS25DW,UBS25GW	3200	6VD1	EGI	91.12-98.03	GWIS-34A	8-97125975
UBS26DW,UBS26GW	3500	6VE1	EGI	98.02-02.03	GWIS-44A	8-97167554	
COMO	JVPE25	2000	KA20DE	EGI	01.05-03.05		5-86136346
	JVPE25	2000	KA20DE	EGI	01.05-07.08		5-86136347
	JVRE25	2000	QR20DE	EGI	07.08-12.07		5-86141241
	JCQGE25,JDQGE25	2400	KA24DE	EGI	01.05-07.08		5-86135697
	JQGE25	2400	KA24DE	EGI	01.11-12.07		5-86135697
	JQE25	2400	KA24DE	EGI	03.05-07.08		5-86135697
	JCSGE25,JDSGE25	2500	QR25DE	EGI	07.08-12.07		5-86141241
	JSE25,JSGE25	2500	QR25DE	EGI	07.08-12.07		5-86141241
	JCWGE25,JCWMGE25	3000	ZD30DD	DIE	01.05-04.09		5-86142267
	JDWGE25,JDWMGE25	3000	ZD30DD	DIE	01.05-04.09		5-86142267

ISUZU

CAR NAME	MODEL	C.C.	ENGINE	N.B	YEAR	GMB NO.	OEM NO.
COMO	JVWE25,JVWME25	3000	ZD30DD	DIE	01.05-04.09		5-86142267
	JCWGE25,JDWGE25	3000	ZD30DD	DTB	02.10-12.07		5-86142267
	JVWE25	3000	ZD30DD	DTB	02.10-12.07		5-86142267
	JCWMGE25,JDWMGE25	3000	ZD30DD	DTB	04.09-12.07		5-86142267
	JVWME25	3000	ZD30DD	DTB	04.09-12.07		5-86142267
	JCWGE25,JCWMGE25	3000	ZD30DD	DTB	07.08-12.07		5-86140707
	JDWGE25,JDWMGE25	3000	ZD30DD	DTB	07.08-12.07		5-86140707
	JVWE25,JVWME25	3000	ZD30DD	DTB	07.08-12.07		5-86140707
D-MAX			8DH		06.01-	GWIS-50A	8-97312147-3
ELF	KA20	1500	G150		69.01-72.12	GWIS-13A	9-13610319
	KA40,KA50	1600	G161		69.01-72.12	GWIS-13A	9-13610319
	KA41,KA51	1600	G161		72.01-75.12	GWIS-13A	9-13610319
	KAG41,KAG51	1600	G161		75.01-84.12	GWIS-13A	9-13610319
	KA65	1800	G180		72.01-74.12	GWIS-14A	9-13617637
	ASH2F23	2000	KA20DE	EGI	03.03-		5-86154399
	ASH2F23	2000	KA20DE	EGI	03.03-14.01	GWIS-41A	5-86154399
	ASQ1F24,ASQ2F24	2000	QR20DE	EGI	07.07-		5-86141241
	TLG12,TLG22,TLG34	2000	G201		69.01-79.12	GWIS-10A	5-13610-038-1
	TLG42,TLG52,TLG62	2000	G201		69.01-79.12	GWIS-10A	5-13610-038-1
	ASK2F23	2000	NA20S	GAS	95.06-97.08	GWIS-41A	5-86154399
	ASK2F23	2000	NA20S	GAS	95.06-99.06		5-86154399
	ASK4F23	2000	NA20S	GAS	97.08-99.06		5-86154399
	ASK4F23	2000	NA20S	GAS	97.08-99.06	GWIS-41A	5-86154399
	ASH4F23	2000	KA20DE	EGI	99.06-		5-86154399
	ASH2F23,ASH4F23	2000	KA20DE	GAS	99.06-03.08		5-86154399
	ASH4F23	2000	KA20DE	EGI	99.06-03.08	GWIS-41A	5-86154399
	ASH2F23	2000	KA20DE	GAS	99.06-03.08	GWIS-41A	5-86154399
	NHR54C,NHR54CVN	2500	4JA1	DIE	84.07-93.06	GWIS-45A	8-97105012
	NHR54E	2500	4JA1	DIE	84.07-93.06	GWIS-45A	8-97105012
	ASN2F23,ASN6F23	2500	TD25	DIE	95.06-99.06	GWN-47AF	5-86140576
	ASP8F23	2700	TD27	DIE	95.06-	GWN-47AF	5-86140576
	ASP2F23,ASP6F23	2700	TD27	DIE	99.06-	GWN-47AF	5-86140576
	NKR55EVN,NKR55LN	2800	4JB1	DIE	84.07-85.11	GWIS-45A	8-97105012
	NKR56EEG,NKR56EPN	2800	4BA1	DIE	84.07-85.11	GWIS-35A	8-97021171
	NKR55CE	2800	4JB1	DIE	84.07-90.05	GWIS-45A	8-97105012
	NHR55C,NHR55CVN	2800	4JB1	DIE	84.07-93.06	GWIS-45A	8-97105012
	NHR55E,NHR55EVN	2800	4JB1	DIE	84.07-93.06	GWIS-45A	8-97105012
	NKR55E,NKR55LR	2800	4JB1	DIE	84.07-93.06	GWIS-45A	8-97105012
	WHR55EX,WHR55EXH	2800	4JB1	DIE	85.03-93.12	GWIS-45A	8-97105012
	WKR55EXH	2800	4JB1	DIE	85.03-93.12	GWIS-45A	8-97105012
	NKR55L	2800	4JB1	DIE	85.11-89.07	GWIS-45A	8-97105012
	NHR55CA	2800	4JB1	DIE	90.04-93.06	GWIS-45A	8-97105012
	NKR55EA	2800	4JB1	DIE	90.05-93.06	GWIS-45A	8-97105012
	NHR55EA	2800	4JB1	DIE	90.06-93.06	GWIS-45A	8-97105012
	NHS55EA	2800	4JB1	DIE	91.08-93.07	GWIS-45A	8-97105012
	NLR85AN,NLR85AR	3000	4JJ1	DTB	06.11-		8-98004292
	NLR85N,NLS85AR	3000	4JJ1	DTB	06.11-		8-98004292
	NMR85AN,NMR85AR	3000	4JJ1	DTB	06.11-		8-98004292
	NMR85N,NMR85R	3000	4JJ1	DTB	06.11-		8-98004292
	NMS85AN	3000	4JJ1	DTB	06.11-		8-98004292
	NLS85AN,NNR85AN	3000	4JJ1	DTB	06.12-		8-98004292
	NNR85AR,NNS85AR	3000	4JJ1	DTB	06.12-		8-98004292

ISUZU

CAR NAME	MODEL	C.C.	ENGINE	N.B	YEAR	GMB NO.	OEM NO.
ELF	NPR85AN,NPR85AR	3000	4JJ1	DTB	06.12-		8-98004292
	NPS85AN,NPS85AR	3000	4JJ1	DTB	06.12-		8-98004292
	NHR85A,NHR85AN	3000	4JJ1	DTB	07.02-		8-98004292
	NHS85A,NHS85AN	3000	4JJ1	DTB	07.02-		8-98004292
	NJR85A,NJR85AD	3000	4JJ1	DTB	07.02-		8-98004292
	NJR85AN,NJS85A	3000	4JJ1	DTB	07.02-		8-98004292
	NJS85AN,NKR85A	3000	4JJ1	DTB	07.02-		8-98004292
	NKR85AD,NKR85AN	3000	4JJ1	DTB	07.02-		8-98004292
	NKR85AR,NKR85N	3000	4JJ1	DTB	07.02-		8-98004292
	NKR85R,NKR85YN	3000	4JJ1	DTB	07.02-		8-98004292
	NKS85A,NKS85AD	3000	4JJ1	DTB	07.02-		8-98004292
	NKS85AN	3000	4JJ1	DTB	07.02-		8-98004292
	NJR85AN	3000	4JJ1	DTB	07.02-11.06		1-83541150
	NJR85N	3000	4JJ1	DTB	07.05-		8-98004292
	ASZ1F24,ASZ2F24	3000	ZD30DD	DTB	07.07-		5-86142265
	ASZ4F24,ASZ5F24	3000	ZD30DD	DTB	07.07-		5-86142265
	NPR85AN	3000	4JJ1	DTB	07.07-09.02		1-83541150
	NMR85AN	3000	4JJ1	DTB	07.07-11.06		1-83541150
	NMS85AR	3000	4JJ1	DTB	09.02-		8-98004292
	NLR85AN	3000	4JJ1	DTB	09.05-11.06		1-83541150
	NPR85YN	3000	4JJ1	DTB	11.02-		8-98004292
	NHR69,NHR69N	3100	4JG2	DIE	04.06-07.04	GWIS-45A	8-97105012
	NHR69N	3100	4JG2	LPG	04.06-07.05	GWIS-45A	8-97105012
	NHS69A,NHS69AN	3100	4JG2	DIE	04.10-07.03	GWIS-45A	8-97105012
	NHS69AN	3100	4JG2	LPG	04.12-07.02	GWIS-45A	8-97105012
	NKR69EA	3100	4JG2	DIE	93.05-	GWIS-45A	8-97105012
	NKR69EAVN	3100	4JG2	DIE	93.05-95.02	GWIS-45A	8-97105012
	NHR69C,NHR69CA	3100	4JG2	DIE	93.06-03.08	GWIS-45A	8-97105012
	NHR69E,NHR69EA	3100	4JG2	DIE	93.06-04.10	GWIS-45A	8-97105012
	NHR69CVN,NHR69EAVN	3100	4JG2	DIE	93.06-95.04	GWIS-45A	8-97105012
	NHR69EVN	3100	4JG2	DIE	93.06-95.04	GWIS-45A	8-97105012
	NHS69EA	3100	4JG2	DIE	93.07-04.05	GWIS-45A	8-97105012
	NHS69EAVN	3100	4JG2	DIE	93.07-95.04	GWIS-45A	8-97105012
	WHR69EAX,WHR69EAXH	3100	4JG2	DIE	94.01-95.05	GWIS-45A	8-97105012
	WKR69EAXH	3100	4JG2	DIE	94.01-95.05	GWIS-45A	8-97105012
	NKR69CAE,NKR69EAV	3100	4JG2	DIE	95.03-	GWIS-45A	8-97105012
	NHR69EAV	3100	4JG2	DIE	95.03-04.10	GWIS-45A	8-97105012
	NKR69LAR	3100	4JG2	DIE	95.03-97.04	GWIS-45A	8-97105012
	NHR69CV	3100	4JG2	DIE	95.04-03.08	GWIS-45A	8-97105012
	NHS69EAV	3100	4JG2	DIE	95.04-04.05	GWIS-45A	8-97105012
	NHR69EV	3100	4JG2	DIE	95.04-04.10	GWIS-45A	8-97105012
	WHR69EA,WHR69EAH	3100	4JG2	DIE	95.06-01.12	GWIS-45A	8-97105012
	WKR69EA,WKR69EAH	3100	4JG2	DIE	95.06-01.12	GWIS-45A	8-97105012
	VHR69K	3100	4JG2	DIE	96.11-02.06	GWIS-45A	8-97105012
	NHR69EA,NHR69EAV	3100	4JG2	LPG	98.01-04.07	GWIS-45A	8-97105012
	ASR8F23	3200	QD32	DIE	97.08-	GWN-47AF	5-86140577
	ASR2F23	3200	QD32	DIE	99.06-	GWN-47AF	5-86140577
	NKR57E2K,NKR57EN	3300	4BC2	DIE	84.07-85.11	GWIS-35A	8-97021171
	NKR57EPN,NKR57EVN	3300	4BC2	DIE	84.07-85.11	GWIS-35A	8-97021171
	NKR57LVN	3300	4BC2	DIE	84.07-85.11	GWIS-35A	8-97021171
	NPR57LQR,NPR57LZN	3300	4BC2	DIE	84.07-86.02	GWIS-35A	8-97021171
	NKR57E2N,NKR57E	3300	4BC2	DIE	84.07-89.07	GWIS-35A	8-97021171

ISUZU

CAR NAME	MODEL	C.C.	ENGINE	N.B	YEAR	GMB NO.	OEM NO.
ELF	NKR57ED,NKR57LR	3300	4BC2	DIE	84.07-89.07	GWIS-35A	8-97021171
	NPR57GR,NPR57LN	3300	4BC2	DIE	84.07-90.05	GWIS-35A	8-97021171
	NPR57LR,NPR57LVN	3300	4BC2	DIE	84.07-90.05	GWIS-35A	8-97021171
	NPR57PR	3300	4BC2	DIE	84.07-90.05	GWIS-35A	8-97021171
	NPR57GR,NPR57LN	3300	4BC2	DIE	86.02-90.05		8-97030983
	NPR57LR,NPR57LVN	3300	4BC2	DIE	86.02-90.05		8-97030983
	NPR57PR	3300	4BC2	DIE	86.02-90.05		8-97030983
	NKR57L2N	3300	4BC2	DIE	88.07-89.07	GWIS-35A	8-97021171
	NPR57GVN	3300	4BC2	DIE	88.07-90.05		8-97030983
	NPR57GVN	3300	4BC2	DIE	88.07-90.05	GWIS-35A	8-97021171
	NKR58LVN	3600	4BE1	DIE	86.01-93.06	GWIS-35A	8-97021171
	NKR58E2N,NKR58E	3600	4BE1	DIE	86.02-93.06	GWIS-35A	8-97021171
	NKR58ED,NKR58LR	3600	4BE1	DIE	86.02-93.06	GWIS-35A	8-97021171
	NPR58GR,NPR58LR	3600	4BE1	DIE	87.02-90.05		8-97030983
	NPR58PR	3600	4BE1	DIE	87.02-90.05		8-97030983
	NPR58GR,NPR58LR	3600	4BE1	DIE	87.02-93.06	GWIS-35A	8-97021171
	NPR58PR	3600	4BE1	DIE	87.02-93.06	GWIS-35A	8-97021171
	NKS58GDR,NKS58GR	3600	4BE1	DIE	87.09-93.11	GWIS-35A	8-97021171
	NKR58LZN	3600	4BE1	DIE	88.07-90.05	GWIS-35A	8-94372119
	NPR58LN	3600	4BE1	DIE	88.07-90.05	GWIS-35A	8-97021171
	NPR58GVN,NPR58LN	3600	4BE1	DIE	88.07-90.05		8-97030983
	NPR58LVN,NPR58LZN	3600	4BE1	DIE	88.07-90.05		8-97030983
	NKR58EN,NPR58GVN	3600	4BE1	DIE	88.07-93.06	GWIS-35A	8-97021171
	NPR58LVN,NPR58LZN	3600	4BE1	DIE	88.07-93.06	GWIS-35A	8-97021171
	NPS58GR,NPS58LR	3600	4BE1	DIE	88.07-93.12	GWIS-35A	8-94372119
	NKS58GN	3600	4BE1	DIE	88.08-90.05	GWIS-35A	8-97021171
	NKR63E,NKR63ED	3600	4BE2	DIE	89.07-90.05		8-97014078
	NKR63E,NKR63ED	3600	4BE2	DIE	89.07-93.06		8-97022859
	NKR63LR	3600	4BE2	DIE	90.05-93.06		8-97022859
	NPS58LVN	3600	4BE1	DIE	90.05-93.12	GWIS-35A	8-94372119
	NKR58EAVN	3600	4BE1	DIE	90.05-95.03	GWIS-35A	8-97021171
	NKR58EA	3600	4BE1	DIE	90.05-95.04	GWIS-35A	8-97021171
	NKR63E,NKR63LR	3600	4BE2	DIE	93.05-95.02		8-97184867
	NKR58LAR	3600	4BE1	DIE	93.05-95.03	GWIS-35A	8-97021171
	NKR63ED	3600	4BE2	DIE	93.05-95.04		8-97184867
	NPR59GR,NPR59LQR	3900	4BD1	DIE	84.07-86.02	GWIS-35A	8-97021171
	NPR59LZN,NPR59PQR	3900	4BD1	DIE	84.07-86.02	GWIS-35A	8-97021171
	NPR59GDR,NPR59LR	3900	4BD1	DIE	84.07-90.05	GWIS-35A	8-97021171
	NPR59PR	3900	4BD1	DIE	84.07-90.05	GWIS-35A	8-97021171
	NPR59GDR,NPR59LR	3900	4BD1T	DTB	84.07-93.06	GWIS-35A	8-97021171
	NPR59PR	3900	4BD1T	DTB	84.07-93.06	GWIS-35A	8-97021171
	NPR59GDR,NPR59LR	3900	4BD1	DIE	86.02-90.05		8-97030983
	NPR59PR	3900	4BD1	DIE	86.02-90.05		8-97030983
	NPR59GDR,NPR59LR	3900	4BD1T	DTB	86.02-90.05		8-97030983
	NPR59PR	3900	4BD1T	DTB	86.02-90.05		8-97030983
	NPR59LYR,NPR59PYR	3900	4BD1	DIE	86.03-90.05		8-97030983
	NPR59LYR,NPR59PYR	3900	4BD1	DIE	86.03-90.05	GWIS-35A	8-97021171
	NPR59LYR,NPR59PYR	3900	4BD1T	DTB	86.03-90.05		8-97030983
	NPR59LVN,NPR59LYR	3900	4BD1T	DTB	86.03-93.06	GWIS-35A	8-97021171
	NPR59PVN,NPR59PYR	3900	4BD1T	DTB	86.03-93.06	GWIS-35A	8-97021171
	NPS59GN,NPS59LN	3900	4BD1T	DTB	87.12-93.12	GWIS-35A	8-94372119
	NPR59GN,NPR59GYN	3900	4BD1T	DTB	88.07-90.05	GWIS-35A	8-97021171

ISUZU

CAR NAME	MODEL	C.C.	ENGINE	N.B	YEAR	GMB NO.	OEM NO.
ELF	NPR59LZN	3900	4BD1T	DTB	88.07-90.05	GWIS-35A	8-97021171
	NPR59GN,NPR59GYN	3900	4BD1T	DTB	88.07-90.05		8-97030983
	NPR59LVN,NPR59LZN	3900	4BD1T	DTB	88.07-90.05		8-97030983
	NPR59PVN	3900	4BD1T	DTB	88.07-90.05		8-97030983
	NKR81E3N,NKR81E	4300	4HF1	CNG	02.04-04.05	GWIS-42A	8-97333361
	NKR81EAV,NKR81EP	4300	4HF1	CNG	02.04-04.05	GWIS-42A	8-97333361
	NKR81LAV,NKR81LV	4300	4HF1	CNG	02.04-04.05	GWIS-42A	8-97333361
	NPR72LR,NPR72LV	4300	4HF1	CNG	02.04-04.05	GWIS-42A	8-97333361
	NPR72PV	4300	4HF1	CNG	02.04-04.05	GWIS-42A	8-97333361
	NKR81AN,NKR81N	4300	4HF1	CNG	04.05-05.04	GWIS-42A	8-97333361
	NPR81AN,NPR81N	4300	4HF1	CNG	04.07-05.04	GWIS-42A	8-97333361
	NPR61GDR,NPR61GN	4300	4BG1	DIE	88.07-90.05		8-97030983
	NPR61GYN,NPR61LR	4300	4BG1	DIE	88.07-90.05		8-97030983
	NPR61LYR,NPR61LZN	4300	4BG1	DIE	88.07-90.05		8-97030983
	NPR61PR,NPR61PYR	4300	4BG1	DIE	88.07-90.05		8-97030983
	NPR61GDR,NPR61GN	4300	4BG1	DIE	88.07-90.05	GWIS-35A	8-97021171
	NPR61GYN,NPR61LR	4300	4BG1	DIE	88.07-90.05	GWIS-35A	8-97021171
	NPR61LYR,NPR61LZN	4300	4BG1	DIE	88.07-90.05	GWIS-35A	8-97021171
	NPR61PR,NPR61PYR	4300	4BG1	DIE	88.07-90.05	GWIS-35A	8-97021171
	NKR61E,NKR61ED	4300	4BG1	DIE	89.07-90.05		8-97030916
	NKR61LR	4300	4BG1	DIE	89.07-90.05		8-97030916
	NKR61E,NKR61ED	4300	4BG1	DIE	89.07-90.05	GWIS-35A	8-97021171
	NKR61LR	4300	4BG1	DIE	89.07-90.05	GWIS-35A	8-97021171
	NKR66E,NKR66ED	4300	4HF1	DIE	90.05-04.05	GWIS-42A	8-97333361
	NKR66LR	4300	4HF1	DIE	90.05-04.05	GWIS-42A	8-97333361
	NPR66LR	4300	4HF1	DIE	90.05-04.07	GWIS-42A	8-97333361
	NPR66LYR,NPR66PYR	4300	4HF1	DIE	90.05-93.06	GWIS-42A	8-97333361
	NKR66EN,NKR66LVN	4300	4HF1	DIE	90.05-95.02	GWIS-42A	8-97333361
	NPR66GDR,NPR66GVN	4300	4HF1	DIE	90.05-95.03	GWIS-42A	8-97333361
	NPR66LVN	4300	4HF1	DIE	90.05-95.03	GWIS-42A	8-97333361
	NPR66GR,NPR66PR	4300	4HF1	DIE	90.05-97.04	GWIS-42A	8-97333361
	NKR66E2N	4300	4HF1	DIE	90.05-99.03	GWIS-42A	8-97333361
	NKR66EA,NKR66LAR	4300	4HF1	DIE	93.05-04.05	GWIS-42A	8-97333361
	NKR66EAVN,NKR66EPN	4300	4HF1	DIE	93.05-95.02	GWIS-42A	8-97333361
	NKR66GAVN,NKR66LAVN	4300	4HF1	DIE	93.05-95.02	GWIS-42A	8-97333361
	NPR66PVN	4300	4HF1	DIE	93.05-95.03	GWIS-42A	8-97333361
	NKR66GN,NKS66L	4300	4HF1	DIE	93.05-99.04	GWIS-42A	8-97333361
	NKS66GDR	4300	4HF1	DIE	93.11-95.04	GWIS-42A	8-97333361
	NKS66GR	4300	4HF1	DIE	93.11-99.04	GWIS-42A	8-97333361
	NPS66GN,NPS66LN	4300	4HF1	DIE	93.12-95.02	GWIS-42A	8-97333361
	NKR66E3N,NKR66EAV	4300	4HF1	DIE	95.03-04.05	GWIS-42A	8-97333361
	NKR66EDN,NKR66EP	4300	4HF1	DIE	95.03-04.05	GWIS-42A	8-97333361
	NKR66ER,NKR66GAV	4300	4HF1	DIE	95.03-04.05	GWIS-42A	8-97333361
	NKR66LAV	4300	4HF1	DIE	95.03-04.05	GWIS-42A	8-97333361
	NPR66LV	4300	4HF1	DIE	95.03-04.07	GWIS-42A	8-97333361
	NKS66GA,NKS66GAV	4300	4HF1	DIE	95.04-99.04	GWIS-42A	8-97333361
	VKR66K	4300	4HF1	DIE	96.11-02.06	GWIS-42A	8-97333361
	NKR66EA	4300	4HF1N	DIE	97.04-04.05	GWIS-42A	8-97333361
	NKS66GAR	4300	4HF1	DIE	97.04-99.04	GWIS-42A	8-97333361
	NKR66EAV,NKR66EP	4300	4HF1	CNG	98.07-02.03	GWIS-42A	8-97333361
	NKR66LAV,NKR66LV	4300	4HF1	CNG	98.07-02.03	GWIS-42A	8-97333361
	NKR66E,NKR66EAV	4300	4HF1N	DIE	99.04-04.05	GWIS-42A	8-97333361

ISUZU

CAR NAME	MODEL	C.C.	ENGINE	N.B	YEAR	GMB NO.	OEM NO.
ELF	NKR66ED,NKR66LR	4300	4HF1N	DIE	99.04-04.05	GWIS-42A	8-97333361
	NKR66LV	4300	4HF1	DIE	99.04-04.05	GWIS-42A	8-97333361
	NPR71LAR	4600	4HG1	DIE	00.06-04.07	GWIS-42A	8-97333361
	NKS71EA,NKS71EAD	4600	4HG1	DIE	00.06-04.09	GWIS-42A	8-97333361
	NKR71EP,NKR71ER	4600	4HG1	LPG	00.09-02.03	GWIS-42A	8-97333361
	NKR71LAV,NKR71LV	4600	4HG1	LPG	00.09-02.03	GWIS-42A	8-97333361
	NPR71PAR,NPR71PAV	4600	4HG1	DIE	00.12-04.07	GWIS-42A	8-97333361
	NPR71PV	4600	4HG1	CNG	01.05-02.03	GWIS-42A	8-97333361
	NKR81E,NKR81EAV	4600	4HG1	LPG	02.04-04.05	GWIS-42A	8-97333361
	NKR81EP,NKR81GL	4600	4HG1	LPG	02.04-04.05	GWIS-42A	8-97333361
	NKR81LAV,NKR81LV	4600	4HG1	LPG	02.04-04.05	GWIS-42A	8-97333361
	NKR81AN	4600	4HG1	LPG	04.05-07.05	GWIS-42A	8-97333361
	NPR81N	4600	4HG1	LPG	04.06-07.05	GWIS-42A	8-97333361
	NKR81N,NPR81AN	4600	4HG1	LPG	04.07-07.05	GWIS-42A	8-97333361
	NKR82AN,NKR82N	4600	4HV1	CNG	05.02-07.06	GWIS-42A	8-97333361
	NPR82AN	4600	4HV1	CNG	05.02-09.05	GWIS-42A	8-97333361
	NPR82N	4600	4HV1	CNG	05.04-09.05	GWIS-42A	8-97333361
	NJR82AN,NKR82XAN	4600	4HV1	CNG	07.07-09.05	GWIS-42A	8-97333361
	NLR82AN,NLR82N	4600	4HV1	CNG	07.07-09.05	GWIS-42A	8-97333361
	NMR82AN,NMR82N	4600	4HV1	CNG	07.07-09.05	GWIS-42A	8-97333361
	NKS71G	4600	4HG1	DIE	93.05-99.04	GWIS-42A	8-97333361
	NKR71EA,NKR71EAV	4600	4HG1	DIE	95.03-04.05	GWIS-42A	8-97333361
	NKR71ED,NKR71EDN	4600	4HG1	DIE	95.03-04.05	GWIS-42A	8-97333361
	NKR71ER,NKR71GN	4600	4HG1	DIE	95.03-04.05	GWIS-42A	8-97333361
	NKR71LAR,NKR71LAV	4600	4HG1	DIE	95.03-04.05	GWIS-42A	8-97333361
	NKR71LR,NKR71LV	4600	4HG1	DIE	95.03-04.05	GWIS-42A	8-97333361
	NPR71GR,NPR71LR	4600	4HG1	DIE	95.03-04.07	GWIS-42A	8-97333361
	NPR71LV,NPR71PR	4600	4HG1	DIE	95.03-04.07	GWIS-42A	8-97333361
	NPR71PV	4600	4HG1	DIE	95.03-04.07	GWIS-42A	8-97333361
	NPS71GN,NPS71LN	4600	4HG1	DIE	95.03-97.03	GWIS-42A	8-97333361
	NPR71GDR	4600	4HG1	DIE	95.03-97.04	GWIS-42A	8-97333361
	NKS71GDR,NKS71GR	4600	4HG1	DIE	95.04-04.09	GWIS-42A	8-97333361
	NKR71GAV	4600	4HG1	DIE	95.05-04.05	GWIS-42A	8-97333361
	NKR71EN,NKR71LN	4600	4HG1	DIE	97.04-04.05	GWIS-42A	8-97333361
	NKS71LAR	4600	4HG1	DIE	97.04-04.09	GWIS-42A	8-97333361
	NPR71LV	4600	4HG1	CNG	98.07-02.03	GWIS-42A	8-97333361
	NKR71GAV,NKR71LAV	4600	4GF1	DIE	99.04-04.05	GWIS-42A	8-97333361
	NKR71LV	4600	4GF1	DIE	99.04-04.05	GWIS-42A	8-97333361
	NKR71E3N,NKR71E	4600	4HG1	DIE	99.04-04.05	GWIS-42A	8-97333361
	NKR71EP,NKS71GA	4600	4HG1	DIE	99.04-04.05	GWIS-42A	8-97333361
	NPR71GV,NPR71LAV	4600	4HG1	DIE	99.04-04.07	GWIS-42A	8-97333361
	NPR71LZ	4600	4HG1	DIE	99.04-04.07	GWIS-42A	8-97333361
	NKS71GAR,NKS71GAV	4600	4HG1	DIE	99.04-04.09	GWIS-42A	8-97333361
	NKS71LAV,NKS71LN	4600	4HG1	DIE	99.04-04.09	GWIS-42A	8-97333361
	NPR81LV	4800	4HL1	DIE	02.01-04.07	GWIS-42A	8-97333361
	NKR81E3N,NKR81ED	4800	4HL1	DIE	02.04-	GWIS-42A	8-97333361
	NKR81LN,NKR81LZ	4800	4HL1	DIE	02.04-	GWIS-42A	8-97333361
	NPR81LR	4800	4HL1	DIE	02.04-	GWIS-42A	8-97333361
	NPR81LR	4800	4HL1N	DIE	02.04-04.07	GWIS-42A	8-97333361
	NPR81LAR,NPR81LZ	4800	4HL1	DIE	02.04-04.07	GWIS-42A	8-97333361
	NPR81PV	4800	4HL1	DIE	02.04-04.07	GWIS-42A	8-97333361
	NKR81E3N,NKR81EA	4800	4HL1N	DIE	02.05-	GWIS-42A	8-97333361

ISUZU

CAR NAME	MODEL	C.C.	ENGINE	N.B	YEAR	GMB NO.	OEM NO.
ELF	NKR81EAV,NKR81ED	4800	4HL1N	DIE	02.05-	GWIS-42A	8-97333361
	NKR81EP,NKR81GAV	4800	4HL1N	DIE	02.05-	GWIS-42A	8-97333361
	NKR81LAR,NKR81LAV	4800	4HL1N	DIE	02.05-	GWIS-42A	8-97333361
	NKR81LV	4800	4HL1N	DIE	02.05-	GWIS-42A	8-97333361
	NKR81E,NKR81EA	4800	4HL1	DIE	02.05-	GWIS-42A	8-97333361
	NKR81EAV,NKR81EN	4800	4HL1	DIE	02.05-	GWIS-42A	8-97333361
	NKR81EP,NKR81GAV	4800	4HL1	DIE	02.05-	GWIS-42A	8-97333361
	NKR81GN,NKR81LAR	4800	4HL1	DIE	02.05-	GWIS-42A	8-97333361
	NKR81LAV,NKR81LR	4800	4HL1	DIE	02.05-	GWIS-42A	8-97333361
	NKR81LV,NPR81PR	4800	4HL1	DIE	02.05-	GWIS-42A	8-97333361
	NPR81GR	4800	4HL1	DIE	02.05-04.07	GWIS-42A	8-97333361
	NPR81LV,NPR81PR	4800	4HL1N	DIE	02.05-04.07	GWIS-42A	8-97333361
	NKS81EA,NKS81EAD	4800	4HL1	DIE	02.06-	GWIS-42A	8-97333361
	NKS81EAV,NKS81GAR	4800	4HL1	DIE	02.06-	GWIS-42A	8-97333361
	NKS81GAV,NKS81GDR	4800	4HL1	DIE	02.06-	GWIS-42A	8-97333361
	NKS81GR,NKS81LAR	4800	4HL1	DIE	02.06-	GWIS-42A	8-97333361
	NKS81LAV,NKS81LN	4800	4HL1	DIE	02.06-	GWIS-42A	8-97333361
	NPR81GV,NPR81LAV	4800	4HL1	DIE	02.06-04.07	GWIS-42A	8-97333361
	NPR81PAR,NPR81PAV	4800	4HL1	DIE	02.06-04.07	GWIS-42A	8-97333361
	NKS81A,NKS81AN	4800	4HL1	DIE	04.05-07.03	GWIS-42A	8-97333361
	NKS81AR,NKS81N	4800	4HL1	DIE	04.05-07.03	GWIS-42A	8-97333361
	NKR81A,NKR81AD	4800	4HL1	DIE	04.05-07.05	GWIS-42A	8-97333361
	NKR81AN,NKR81AR	4800	4HL1	DIE	04.05-07.05	GWIS-42A	8-97333361
	NKR81N,NKR81R	4800	4HL1	DIE	04.05-07.05	GWIS-42A	8-97333361
	NPS81AN,NPS81AR	4800	4HL1	DIE	04.06-07.03	GWIS-42A	8-97333361
	NPS81N	4800	4HL1	DIE	04.06-07.03	GWIS-42A	8-97333361
	NPR81AN,NPR81AR	4800	4HL1	DIE	04.06-07.05	GWIS-42A	8-97333361
	NPR81DR,NPR81N	4800	4HL1	DTB	04.06-07.05	GWIS-42A	8-97333361
	NPR81R	4800	4HL1	DTB	04.06-07.05	GWIS-42A	8-97333361
	NKR81AN,NPR81AN	4800	4HL1	DIE	05.02-07.05		1-83541150
	NPR70LVN,NPR70PVN	4800	4HE1T	DTB	93.05-95.03	GWIS-42A	8-97333361
	NPR70GDR,NPR70LR	4800	4HE1T	DTB	93.05-99.04	GWIS-42A	8-97333361
	NPR70LYR,NPR70PR	4800	4HE1T	DTB	93.05-99.04	GWIS-42A	8-97333361
	NPR70PYR	4800	4HE1T	DTB	93.05-99.04	GWIS-42A	8-97333361
	NPR70GDR	4800	4HE1T	DIE	95.03-97.04	GWIS-42A	8-97333361
	NPR70LV,NPR70PV	4800	4HE1T	DTB	95.03-99.04	GWIS-42A	8-97333361
	NPR70PR	4800	4HE1T	DIE	97.04-99.04	GWIS-42A	8-97333361
	NKR72ED,NKR72EDN	5000	4HJ1	DIE	00.02-04.05	GWIS-42A	8-97333361
	NKR72ER,NKR72LN	5000	4HJ1	DIE	00.02-04.05	GWIS-42A	8-97333361
	NKR72LR	5000	4HJ1	DIE	00.02-04.05	GWIS-42A	8-97333361
	NKR72ED,NKR72EDN	5000	4HJ1N	DIE	00.02-04.05	GWIS-42A	8-97333361
	NKR72ER,NKR72LR	5000	4HJ1N	DIE	00.02-04.05	GWIS-42A	8-97333361
	NKR72E3N,NKR72E	5000	4HJ1	DIE	00.12-04.05	GWIS-42A	8-97333361
	NKR72EN,NKR72EP	5000	4HJ1	DIE	00.12-04.05	GWIS-42A	8-97333361
	NKR72EV,NKR72GN	5000	4HJ1	DIE	00.12-04.05	GWIS-42A	8-97333361
	NKR72LV	5000	4HJ1	DIE	00.12-04.05	GWIS-42A	8-97333361
	NPR72GV,NPR72LAV	5000	4HJ1	DIE	00.12-04.07	GWIS-42A	8-97333361
	NPR72LYR,NPR72PAV	5000	4HJ1	DIE	00.12-04.07	GWIS-42A	8-97333361
	NPR72PYR	5000	4HJ1	DIE	00.12-04.07	GWIS-42A	8-97333361
	NPR72LZ	5000	4HJ1	DIE	01.12-04.07	GWIS-42A	8-97333361
	NPR72GN	5000	4HJ1	DIE	02.06-04.07	GWIS-42A	8-97333361
	NPS72LAR,NPS72LAV	5000	4HJ1	DIE	02.09-04.10	GWIS-42A	8-97333361

ISUZU

CAR NAME	MODEL	C.C.	ENGINE	N.B	YEAR	GMB NO.	OEM NO.
ELF	NPS72PAR,NPS72PAV	5000	4HJ1	DIE	02.09-04.10	GWIS-42A	8-97333361
	NPR72GDR,NPR72GR	5000	4HJ1	DIE	97.04-04.07	GWIS-42A	8-97333361
	NPR72LR,NPR72LV	5000	4HJ1	DIE	97.04-04.07	GWIS-42A	8-97333361
	NPR72PR	5000	4HJ1	DIE	97.04-04.07	GWIS-42A	8-97333361
	NPS72GN,NPS72LN	5000	4HJ1	DIE	97.04-04.10	GWIS-42A	8-97333361
	NPR72GY,NPR72PV	5000	4HJ1	DIE	98.01-04.07	GWIS-42A	8-97333361
	NPR72LAR,NPR72LR	5000	4HJ1N	DIE	99.08-04.05	GWIS-42A	8-97333361
	NPR72LV,NPR72PAR	5000	4HJ1N	DIE	99.08-04.05	GWIS-42A	8-97333361
	NPR72PR	5000	4HJ1N	DIE	99.08-04.05	GWIS-42A	8-97333361
	NPR72LAR,NPR72PAR	5000	4HJ1	DIE	99.08-04.07	GWIS-42A	8-97333361
	NPR75N	5200	4HK1	DTB	06.12-11.07		8-97363478
	NPR75GDR,NPR75LR	5200	4HK1T	DTB	99.04-04.07		8-97314118
	NPR75LV,NPR75LYR	5200	4HK1T	DTB	99.04-04.07		8-97314118
	NPR75PR,NPR75PV	5200	4HK1T	DTB	99.04-04.07		8-97314118
	NPR75PYR	5200	4HK1T	DTB	99.04-04.07		8-97314118
FARGO	WFR10DV	1600	4ZA1	GAS	81.01-82.07	GWIS-26A	8-94376848
	WFR50DV	1800	4FB1	DIE	81.01-82.07	GWIS-19A	8-97010200
	WFR11FV	1800	4ZB1	GAS	81.08-85.12	GWIS-26A	8-94376848
	WFR11DV	1800	4ZB1	GAS	82.03-85.12	GWIS-26A	8-94376848
	WFR51DW	2000	4FC1	DIE	81.01-85.12	GWIS-19A	8-97010200
	WFR51FVH	2000	4FC1	DIE	81.08-83.11	GWIS-19A	8-97010200
	WFR51FVH	2000	4FC1	DIE	81.08-83.11	GWIS-36A	8-94471469
	WFR51FBH	2000	4FC1	DIE	81.08-83.12	GWIS-19A	8-97010200
	WFR51FBH	2000	4FC1	DIE	81.08-83.12	GWIS-36A	8-94471469
	WFR51FV	2000	4FC1	DIE	81.08-85.12	GWIS-19A	8-97010200
	WFR51FV	2000	4FC1	DIE	81.08-85.12	GWIS-36A	8-94471469
	WFR51DV	2000	4FC1	DIE	82.03-83.11	GWIS-19A	8-97010200
	WFR51DV	2000	4FC1	DIE	82.03-83.11	GWIS-36A	8-94471469
	WFR51DW	2000	4FC1	DIE	82.07-88.11	GWIS-36A	8-94471469
	WFR51DV,WFR51DVZ	2000	4FC1	DTB	84.01-85.12	GWIS-36A	8-94471469
	WFR51DW,WFR51FV	2000	4FC1	DTB	84.01-85.12	GWIS-36A	8-94471469
	WFR51FVZ	2000	4FC1	DTB	84.01-85.12	GWIS-36A	8-94471469
	WFS51DW	2000	4FC1	DTB	84.11-85.12	GWIS-36A	8-94471469
	WFS51DW	2000	4FC1	DIE	84.11-88.11	GWIS-36A	8-94471469
	WFR51DVZ,WFR51FVH	2000	4FC1T	DTB	85.12-88.11	GWIS-36A	8-94471470
	WFR51FVZ,WFS51DV	2000	4FC1T	DTB	85.12-88.11	GWIS-36A	8-94471470
	WFS51FV,WFS51FVH	2000	4FC1T	DTB	85.12-88.11	GWIS-36A	8-94471470
	WFR51DW,WFS51DW	2000	4FC1T	DTB	85.12-90.12	GWIS-36A	8-94471470
	WFR12DV	2000	4ZC1	GAS	85.12-95.08	GWIS-29A	8-97084505
	WFR12FV,WFR12FVH	2000	4ZC1	GAS	87.10-95.08	GWIS-29A	8-97084505
	NFR12DT	2000	4ZC1	GAS	88.08-94.06	GWIS-29A	8-97084505
	JVTGE24	2000	NA20S	GAS	96.08-97.05	GWIS-41A	5-86154399
	JVTGE24	2000	NA20S	GAS	96.08-99.06		5-86154399
	JCPGE24,JVPE24	2000	KA20DE	GAS	99.06-01.05		5-86154399
	JVPGE24	2000	KA20DE	GAS	99.06-01.05		5-86154399
	JCPGE24	2000	KA20DE	GAS	99.06-01.05	GWIS-41A	5-86154399
	WFR53DV	2200	4FD1	DTB	83.10-85.12	GWIS-36A	8-94471469
	WFR53DV,WFR53FV	2200	4FD1	DIE	83.10-88.11	GWIS-36A	8-94471469
	WFR53FVH,WFS53DV	2200	4FD1	DIE	83.10-88.11	GWIS-36A	8-94471469
	WFS53FV	2200	4FD1	DIE	83.10-88.11	GWIS-36A	8-94471469
WFS53FVH	2200	4FD1	DIE	83.11-88.11	GWIS-36A	8-94471469	
WFR53FBH	2200	4FD1	DIE	83.12-88.11	GWIS-36A	8-94471469	

ISUZU

CAR NAME	MODEL	C.C.	ENGINE	N.B	YEAR	GMB NO.	OEM NO.
FARGO	WFR62DV,WFR62FV	2400	4FG1	DIE	87.10-95.08	GWIS-36A	8-94471470
	WFR62FVH,WFS62DV	2400	4FG1	DIE	87.10-95.08	GWIS-36A	8-94471470
	WFS62FV,WFS62FVH	2400	4FG1	DIE	87.10-95.08	GWIS-36A	8-94471470
	WFR62FBH	2400	4FG1	DIE	88.01-95.08	GWIS-36A	8-94471470
	NFR62DT,NFS62DT	2400	4FG1	DIE	88.08-94.06	GWIS-36A	8-94471470
	WFS62FBH	2400	4FG1	DIE	88.11-95.08	GWIS-36A	8-94471470
	WFR62DW,WFS62DW	2400	4FG1	DIE	90.12-93.08	GWIS-36A	8-94471470
	WFR62DW,WFS62DW	2400	4FG1T	DTB	93.08-95.08	GWIS-36A	8-94471470
	JCQGE24	2400	KA24DE	GAS	99.06-01.05		5-86135594
	JCQGE24	2400	KA24DE	GAS	99.06-01.05		5-86144817
	JARE24	2700	TD27TI	DTB	95.08-97.05		5-86144815
	JARME24	2700	TD27TI	DTB	95.08-97.05		5-86140560
	JCRGE24,JVRE24	2700	TD27	DIE	95.08-97.05		5-86144815
	JVRGE24	2700	TD27	DIE	95.08-97.05		5-86144815
	JVRMGE24	2700	TD27	DIE	95.08-97.05		5-86140560
	JKRGE24	2700	TD27	DIE	95.08-99.06		5-86144815
	JKRMGE24	2700	TD27	DIE	95.08-99.06		5-86140560
	JCRGE24,JCRMGE24	2700	TD27	DIE	96.08-97.05		5-86140560
	JVRE24,JVRGE24	2700	TD27	DIE	96.08-97.05		5-86140560
	JVRME24	2700	TD27	DIE	96.08-97.05		5-86140560
	JCRMGE24,JDRGE24	2700	TD27	DIE	96.08-97.05		5-86144815
	JDRMGE24,JVRME24	2700	TD27	DIE	96.08-97.05		5-86144815
	JKRGE24	2700	TD27TI	DTB	97.05-99.06		5-86144815
	JFEGE24	3000	VG30E	EGI	95.08-99.06	GWN-59A	5-86129016
	JCEGE24	3000	VG30E	EGI	99.06-01.05	GWN-59A	5-86129016
	JCWGE24,JVWE24	3200	QD32	DIE	96.08-01.05		5-86144815
	JVWGE24	3200	QD32	DIE	96.08-01.05		5-86144815
	JVWMGE24	3200	QD32	DIE	96.08-97.05		5-86135543
	JVWMGE24	3200	QD32	DIE	96.08-97.05		5-86140560
	JCWGE24,JVWE24	3200	QD32	DIE	96.08-99.06		5-86133439
	JVWGE24	3200	QD32	DIE	96.08-99.06		5-86133439
	JCWMGE24,JVWME24	3200	QD32	DIE	97.05-01.05		5-86135399
	JVWMGE24	3200	QD32	DIE	97.05-01.05		5-86135399
	JCWMBE24,JDWGE24	3200	QD32	DIE	97.05-99.06		5-86135399
	JCWBE24,JCWMGE24	3200	QD32	DIE	97.05-99.06		5-86133439
	JDWGE24,JTWGE24	3200	QD32	DIE	97.05-99.06		5-86133439
	JVWME24	3200	QD32	DIE	97.05-99.06		5-86133439
	JDWGE24	3200	QD32	DIE	99.06-01.05		5-86144815
	JDWMGE24	3200	QD32	DIE	99.06-01.05		5-86135399
	FASTER	KB20	1600	G161		72.01-76.12	GWIS-13A
KB20		1600	G161Z		76.01-80.10	GWIS-01A	8-94202-477-1
FIRRY	JATE50,JATWE50	3000	ZD30DT	DTB	99.08-02.03		5-86140574
	JAVE50,JAVWE50	3200	QD32ET	DTB	97.07-99.08		5-86140575
	JALE50,JALWE50	3300	VG33E	EGI	98.10-02.03		5-86144816
	JAPE50,JAPWE50	3500	VQ35DE	EGI	00.09-02.03	GWN-51A	5-86127057
FLORIAN	PA10	1600	G161		67.01-68.12	GWIS-13A	9-13610-319-2
	PA20,PA20V	1600	G161		68.01-75.12	GWIS-13A	9-13610-319-2
	PA20	1600	G161OHC		70.01-75.12	GWIS-14A	9-13617-637-1
	PA20V	1600	G161Z		76.01-83.08	GWIS-01A	9-94202-477-1
	PA30	1800	G180		70.01-75.12	GWIS-14A	9-13617-637-1
	PA30	1800	G180Z		76.01-83.08	GWIS-01A	8-94202-477-1
FORWARD					90.01-	GWIS-51A	8-97627357

ISUZU

CAR NAME	MODEL	C.C.	ENGINE	N.B	YEAR	GMB NO.	OEM NO.
FORWARD			6HH1		98.01-	GWIS-52A	8-97627355
FORWARD	FRR11	5800	6BD1		84.01-		1-13610-428-1
GEMINI	AA43Z	1000	G10		86.01-88.09	GWS-08A	17400-82811
	JT150	1500	4XC1	GAS	85.05-90.02	GWIS-30A	8-94109591
	JT600	1500	4EC1	DIE	85.11-90.02		8-94124093
	JT600	1500	4EC1T	DTB	85.11-90.02		8-94124093
	JT150	1500	4XC1T	TBO	86.06-90.02	GWIS-30A	8-94109591
	JT600	1500	4EC1	DIE	87.02-90.02		8-94376867
	JT600	1500	4EC1	DIE	87.02-90.02		8-97110386
	JT600	1500	4EC1T	DTB	87.02-90.02		8-94376867
	JT600	1500	4EC1T	DTB	87.02-90.02		8-97110386
	JT151F	1500	4XC1	EGI	90.02-93.09	GWIS-33A	8-97031472
	PF50	1600	G161Z		74.10-84.12	GWIS-01A	8-94202477
	JT190	1600	4XE1	EGI	88.03-90.02		8-94360200
	JT190	1600	4XE1	EGI	88.03-90.02	GWIS-01A	8-94437048
	JT191F	1600	4XE1	EGI	90.02-93.09	GWIS-32A	8-97031473
	JT191S	1600	4XE1T	TBO	90.02-93.09	GWIS-32A	8-97031473
	JT641F	1700	4EE1T	DTB	90.02-93.09		8-97106002
	JT641S	1700	4EE1T	DTB	91.09-93.09		8-97106002
	PF60	1800	G180Z		77.01-87.12	GWIS-01A	8-94202477
	PF60	1800	G180W		79.01-78.12	GWIS-14A	5-13610105
JORNEY	KA50,KA51	1600	G161		70.01-79.12	GWIS-13A	9-13610-319-2
	BGL22,BGL24	2000	G201		70.01-79.12	GWIS-10A	5-13610-038-1
	KAD51	2000	C190		73.01-81.08	GWIS-15A	5-13610-012-2
MU	UCS17DH	2600	4ZE1	GAS	89.04-92.10	GWIS-31A	8-97081623
	UCS17DW	2600	4ZE1	GAS	89.04-93.10	GWIS-31A	8-97081623
	UCS55DW,UCS55DWM	2800	4JB1	DIE	90.07-93.10	GWIS-45A	8-97105012
	UES73EW	3000	4JX1	DD	98.05-01.07		8-97180326
	UCS69DWM	3100	4JG2	DTB	93.10-98.07	GWIS-45A	8-97105012
	UCS69GW	3100	4JG2	DIE	95.12-98.07	GWIS-45A	8-97105012
	UES25EW	3200	6VD1	EGI	00.05-01.11	GWIS-44A	8-97167554
NEW ASKA	CJ2	1800	F18B	PFI	97.09-02.03	GWHO-28A	5-86007713
	CJ1	2000	F20B	PFI	94.03-02.03	GWHO-28A	5-86007713
	CJ3	2000	F20B	PFI	97.09-02.03	GWHO-28A	5-86007713
NEW GEMINI	MJ3	1500	D15B	PFI	95.02-95.10	GWIS-40A	5-86003639
	MJ3	1500	D15B	PFI	95.10-98.03		5-86008903
	MJ4	1500	D15B	PFI	97.01-00.06	GWIS-38A	5-86008904
	MJ1	1600	ZC	PFI	93.09-95.10	GWIS-40A	5-86003639
	MJ1,MJ2	1600	ZC	PFI	93.09-95.10	GWIS-39A	5-86003637
	MJ1,MJ2	1600	ZC	PFI	95.10-98.03	GWIS-38A	5-86008904
	MJ5,MJ6	1600	D16A	PFI	97.01-00.06	GWIS-38A	5-86008904
PA-NERO	JT151F	1500	4XC1	EGI	91.11-93.09	GWIS-33A	8-97031472
	JT191F	1600	4XE1	EGI	90.04-93.09	GWIS-32A	8-97031473
	JT191S	1600	4XE1T	TBO	91.03-92.10	GWIS-32A	8-97031473
	JT191S	1600	4XE1	TBO	91.11-92.10	GWIS-32A	8-97031473
PIAZZA	JT221F	1800	4XF1	EGI	91.07-93.09	GWIS-33A	8-97031472
	JR130	2000	G200	EGI	81.06-87.09	GWIS-14A	5-13610105
	JR130	2000	G200	EGI	81.06-88.09	GWIS-01A	8-94224894
	JR120	2000	4ZC1	TBO	84.06-90.06		8-94376845
UNICAB	KR80	1300	G130		69.01-70.12	GWIS-13A	9-13610-319-2
	KR85	1500	G150		69.01-73.12	GWIS-13A	9-13610-319-2
	KR86	1600	G161		73.01-	GWIS-13A	9-13610-319-2

KIA

CAR NAME	MODEL	C.C.	ENGINE	N.B	YEAR	GMB NO.	OEM NO.
ASIA						GWK-20A	AA10015010A
AVELLA	DOHC	1498				GWK-71A	OK93715010
	SOHC	1500					KKY0115010D
BESTA	2.2D	2184	R2		96.02-	GWK-52A	RF951-5010
	BOX [TB] 2.7D	2665	J2		97.10-	GWK-15A	OK65A15100A
	2.7	2700				GWK-24A	0VN0115100B
BONGO	FRONTIER	2655	J2/ JT			GWK-15A	OK65A15100A
	WIDE	2800				GWK-23A	OK70615010
CARENS	II [FJ] 1.6	1594	T8		02.07-	GWK-25A	25100-2Y000
	I [FC] 1.8i	1793	T8		00.11-02.07	GWK-25A	25100-2Y000
	II [FJ] 1.8	1793	T8		02.07-	GWK-25A	25100-2Y000
	II [FJ] 2.0	2000	D4EA	CRDi	02.07-	GWHY-20A	25100-27000
CARNIVAL	II 2.5 V6	2500	K5		01.10-	GWK-21A	OK9BV15010
	2.5 V6	2500			99.08-01.10	GWK-21A	OK9BV15010
CARSTAR		2000	G4CP-D		00.02-	GWHY-08A	25100-32120
	JOICE	2000	G4CP-D		00.02-	GWHY-08A	25100-32120
CEED		1600	D4FB	CRDi	06.12-	GWHY-61A	25100-2A000
	2.0L	2000	D4EA-F	CRDi	07.09-	GWHY-36A	25100-27400
	HATCHBACK	2400			06.12-	GWHY-85A	25100-2B000
	(ED)		G4GC		06.12-	GWHY-42A	25100-23001
	ESTATE				07.09-	GWHY-85A	25100-2B000
	PRO				08.02-	GWHY-85A	25100-2B000
CERATO		1500	D4FA	CRDi	05.07-	GWHY-61A	25100-2A000
	2.0	2000	D4EA	CRDi	04.04-	GWHY-20A	25100-27000
CERES		2400				GWK-23A	OK70615010
CONCORD						GWK-32A	0FE1H15010G
CREDOS	[K9A] 1.8i	1793	T8		96.07-	GWK-25A	25100-2Y000
	CLARUS Estate 1.8i	1793	T8		98.05-	GWK-25A	25100-2Y000
	[CLARUS]- DOHC	1998	FE			GWK-19A	25100-3X000
	2.0 SOHC	2000	SOHC			GWK-32A	0FE1H15010G
JUMBO	K2700 [SD] 2.7D	2665	J2		99.10-	GWK-15A	OK65A15100A
		3500				GWK-40A	8AW215100
MOHAVE	3.0 V6	3000	D6EA	CRDi	08.09-	GWHY-67A	25100-3A100
OPIRUS	[GH] 2.7	2700	G6BV		03.10-06.09	GWHY-45A	25100-37102
	GH3.5	3500			03.09-	GWHY-43A	25100-39010
OPTIMA	[MAGENTIS]	2000	G4JP		01.05-	GWHY-11A	25100-38002
	2.0	2000	D4EA	CRDi	06.04-	GWHY-36A	25100-27400
	[MAGENTIS] V6	2500	G6BV		01.05-	GWHY-11A	25100-38002
	[MAGENTIS]	2500	G6BV		01.05-	GWHY-45A	25100-37102
PICANTO	[BA]	1000	G4HE		04.04-	GWHY-19A	25100-02500
		1120	D3FA	CRDi	05.11-	GWHY-61A	25100-2A000
PRIDE	[DA] 1.1i	1138	B1		91.01-	GWK-17A	OK24A15010
	[DA] 1.1i	1138	B1		91.01-94.09	GWK-31A	KKY0115010D
	[DA] 1.3i	1324	B3		90.01-	GWK-17A	OK24A15010
	[DA] 1.3i	1324	B3		90.01-00.07	GWK-31A	KKY0115010D
	Estate 1.3	1324			99.08-	GWK-17A	OK24A15010
RETONA	[CE] 2.0TD	2000	RF		99.06-	GWK-02AH	OK04R15010
RIO	[DC] 1.3	1324	B3		00.09-05.02	GWK-31A	KKY0115010D
	[DC] 1.5	1493	B5		00.09-05.02	GWK-31A	KKY0115010D
	II 1.5	1493	D4FA	CRDi	05.03-	GWHY-61A	25100-2A000
		1500			01-02	GWK-26A	25124-2X000
ROCSTA	1.8i	1789	F804		93.06-	GWK-22A	OK90015010G

MAZDA

CAR NAME	MODEL	C.C.	ENGINE	N.B	YEAR	GMB NO.	OEM NO.
ATENZA	GGEF,GGES	2000	LFDE	EGI	02.05-05.06	GWMZ-58A	L327-15-100A
	GYEW	2000	LFDE	EGI	02.06-05.06	GWMZ-58A	L327-15-100A
	GGEF,GGES,GYEW	2000	LFVE	EGI	05.06-07.12	GWMZ-58A	LF94-15-100A
	GHEFS	2000	LFVE	EGI	07.12-10.01	GWMZ-58A	LF94-15-100A
	GHEFW	2000	LFVE	EGI	07.12-12.09	GWMZ-58A	LF94-15-100A
	GHEFP	2000	LFVE	EGI	07.12-12.10	GWMZ-58A	LF94-15-100A
	GJEFW	2000	PEVPR	DI	12.09-		PE01-15-010B
	GJEFP	2000	PEVPR	DI	12.10-		PE01-15-010B
	GJ2FW	2200	SHVPTR	DIE	12.09-		SH01-15-100
	GJ2FP	2200	SHVPTR	DIE	12.10-		SH01-15-100
	GJ2AP,GJ2AW	2200	SHVPTR	DIE	15.01-		SH01-15-100
	GG3P,GG3S	2300	L3VE	EGI	02.05-07.12	GWMZ-58A	LF94-15-100A
	GY3W	2300	L3VE	EGI	02.06-07.12	GWMZ-58A	LF94-15-100A
	GH5AW,GH5FW	2500	L5VE	EGI	07.12-12.09	GWMZ-58A	LF94-15-100A
	GH5AP,GH5AS,GH5FP	2500	L5VE	EGI	07.12-12.10	GWMZ-58A	LF94-15-100A
	GH5FS	2500	L5VE	EGI	07.12-12.10	GWMZ-58A	LF94-15-100A
	GJ5FW	2500	PYVPR	DI	12.09-		PE01-15-010B
	GJ5FP	2500	PYVPR	DI	12.10-		PE01-15-010B
	AXELA	BK5P	1500	ZYVE	EGI	03.10-09.06	GWMZ-57A
BL5FP,BL5FW		1500	ZYVE	EGI	09.05-13.11	GWMZ-57A	ZJ01-15-010C
BM5AP,BM5AS,BM5FP		1500	P5VPS	DI	13.11-		PE01-15-010B
BM5FS		1500	P5VPS	DI	13.11-		PE01-15-010B
BKEP		2000	LFDE	EGI	03.10-06.05	GWMZ-58A	L327-15-100A
BKEP		2000	LFVE	EGI	06.05-09.06	GWMZ-58A	LF94-15-100A
BLEFP,BLEFW		2000	LFVDS	DI	09.05-11.09	GWMZ-58A	LF94-15-100A
BLEAP,BLEAW		2000	LFVE	EGI	09.05-13.11	GWMZ-58A	LF94-15-100A
BLFFP,BLFFW		2000	PEVPS	DI	11.08-13.11		PE01-15-010B
BMEFS		2000	PEVPR	DI	13.11-		PE01-15-010B
BYEFP		2000	PEVPH	DI	13.11-		PE01-15-010B
BM2FS		2200	SHVPTR	DIE	13.11-		SH01-15-100
BK3P		2300	L3VE	EGI	03.10-09.06	GWMZ-58A	LF94-15-100A
AZ-1		PG6SA	660	F6A	TBO	92.10-96.05	GWMZ-64A
AZ-3	EC5SA	1500	B5	GAS	91.06-98.01		B587-15-010A
	ECPSA	1800	K8	EGI	93.09-98.01	GWMZ-43A	KL47-15-010C
AZ-OFFROAD	JM23W	660	K6A	TBO	02.01-04.10		1A11-15-010D
	JM23W	660	K6A	TBO	04.10-14.03		1A19-15-010E
	JM23W	660	K6A	TBO	98.10-02.01		1A02-15-010D
AZ-WAGON	MD12S	660	F6A	TBO	00.12-01.10	GWMZ-66A	1A04-15-010
	MD22S	660	K6A	TBO	00.12-01.11		1A08-15-010D
	MD22S	660	K6A	EPI	00.12-03.09		1A12-15-010H
	MD22S	660	K6A	TBO	01.11-03.09		1A13-15-010D
	MJ21S	660	K6A	EPI	03.10-07.05		1A14-15-010H
	MJ21S	660	K6A	TBO	03.10-07.05		1A15-15-010H
	MJ22S	660	K6A	EPI	07.02-08.09		1A14-15-010H
	MJ22S	660	K6A	TBO	07.02-08.09		1A15-15-010H
	MJ23S	660	K6A	EPI	08.09-12.10		1A14-15-010H
	MJ23S	660	K6A	TBO	08.09-12.10		1A15-15-010H
	CY21S,CZ21S	660	F6A	GAS	94.07-98.06	GWMZ-64A	AZ12-15-010B
	CY21S,CZ21S	660	F6A	TBO	95.10-98.06	GWMZ-64A	AZ12-15-010B
	CY51S,CZ51S	660	K6A	GAS	97.04-98.09		1A61-15-010E
	CY51S,CZ51S	660	K6A	TBO	97.04-98.09		1A61-15-010E
	MD21S	660	K6A	TBO	98.10-00.11		1A01-15-010D

MAZDA

CAR NAME	MODEL	C.C.	ENGINE	N.B	YEAR	GMB NO.	OEM NO.
AZ-WAGON	MD11S	660	F6A	EPI	98.10-99.10	GWMZ-65A	1A00-15-010
	MD11S	660	F6A	TBO	98.10-99.10	GWMZ-65A	1A00-15-010
	MD21S	660	K6A	EPI	98.10-99.10		1A01-15-010D
	MD11S	660	F6A	EPI	99.10-00.11	GWMZ-66A	1A04-15-010
	MD11S	660	F6A	TBO	99.10-00.11	GWMZ-66A	1A04-15-010
	MD21S	660	K6A	EPI	99.10-00.11		1A05-15-010D
B2300		2300			95.01-97.12	GWF-84A	ZZM3-15-010
B3000		3000			95.01-98.12	GWF-85A	ZZM7-15-010
B4000		4000			94.01-98.12	GWMZ-47A	ZZM5-15-010
BIANTE	CCEAW	2000	LFVD	DI	08.05-	GWMZ-58A	LF94-15-100A
	CCEFW	2000	LFVD	DI	08.05-13.05	GWMZ-58A	LF94-15-100A
	CCEFW	2000	LFVDS	DI	09.06-13.05	GWMZ-58A	LF94-15-100A
	CCFFW	2000	PEVPS	DI	13.05-		PE01-15-010B
	CC3FW	2300	L3VE	EGI	08.05-13.05	GWMZ-58A	LF94-15-100A
BONGO	SS48V	1400	UC	GAS	83.09-87.08	GWMZ-03A	0324-15-010D
	SS48V	1400	UC	GAS	83.09-90.06		D430-15-010
	SE48T	1400	UC	GAS	84.02-87.08	GWMZ-03A	0324-15-010D
	SE48T	1400	UC	GAS	84.02-90.06		D430-15-010
	SE58T,SS58V	1500	D5	GAS	90.07-95.09		D430-15-010
	SK82L,SK82M,SK82T	1800	F8	EGI	07.08-	GWMZ-71A	FEMJ-15-100
	SK82V	1800	F8	EGI	07.08-	GWMZ-71A	FEMJ-15-100
	SKP2L,SKP2M,SKP2T	1800	L8	EGI	10.08-	GWMZ-58A	LF94-15-100A
	SKP2V	1800	L8	EGI	10.08-	GWMZ-58A	LF94-15-100A
	SS88W	1800	F8	GAS	83.09-87.08	GWMZ-25A	F801-15-010D
	SS88W	1800	F8	GAS	83.09-87.08	GWMZ-29A	8AG1-15-010B
	SS88M,SS88R	1800	F8	GAS	84.10-87.08	GWMZ-25A	F801-15-010D
	SS88M,SS88R	1800	F8	GAS	84.10-87.08	GWMZ-29A	8AG1-15-010B
	SE88M	1800	F8	GAS	85.09-87.08	GWMZ-29A	8AG1-15-010B
	SE88M,SS88M	1800	F8	GAS	87.09-99.05	GWMZ-71A	FEMJ-15-100
	SS88V	1800	F8	GAS	95.08-96.09	GWMZ-71A	FEMJ-15-100
	SE88T	1800	F8	GAS	95.08-99.05	GWMZ-71A	FEMJ-15-100
	SS88H	1800	F8	GAS	96.09-99.05	GWMZ-71A	FEMJ-15-100
	SK82L,SK82M,SK82T	1800	F8E	EGI	99.05-07.08	GWMZ-71A	FEMJ-15-100
	SK82V	1800	F8E	EGI	99.05-07.08	GWMZ-71A	FEMJ-15-100
	SKF2L,SKF2M,SKF2T	2000	RF	DTB	03.12-	GWMZ-70A	RF2A-15-100C
	SKF2V	2000	RF	DTB	03.12-	GWMZ-70A	RF2A-15-100C
	SKF2L,SKF2M,SKF2T	2000	RF	DTB	03.12-		RF6C-15-010
	SKF2V	2000	RF	DTB	03.12-		RF6C-15-010
	SKF2L,SKF2M,SKF2T	2000	RF	DTB	03.12-		RF6C-15-1H0
	SKF2V	2000	RF	DTB	03.12-		RF6C-15-1H0
	SSF8W	2000	RF	DIE	83.09-93.08	GWMZ-30A*	RF95-15-010C
	SSF8V	2000	RF	DIE	83.09-95.09	GWMZ-30A*	RF95-15-010C
	SEF8T	2000	RF	DIE	84.04-93.09	GWMZ-30A*	RF95-15-010C
	SSE8R,SSE8W	2000	FE	GAS	86.11-95.09	GWMZ-71A	FEMJ-15-100
	SSF8W	2000	RF	DTB	87.08-99.05	GWMZ-30A*	RF95-15-010C
	SSF8R	2000	RF	DTB	89.01-99.05	GWMZ-30A*	RF95-15-010C
	SK22L,SK22M,SK22T	2200	R2	DIE	02.08-03.12		R2S2-15-1H0A
	SK22V	2200	R2	DIE	02.08-03.12		R2S2-15-1H0A
	SS28M	2200	S2	DIE	86.11-87.08	GWMZ-30A*	RF95-15-010C
	SS28R	2200	R2	DIE	86.11-90.02	GWMZ-30A*	RF95-15-010C
	SE28M,SS28M	2200	R2	DIE	87.09-99.05	GWMZ-30A*	RF95-15-010C
	SS28V	2200	R2	DIE	93.08-99.05	GWMZ-30A*	RF95-15-010C

MAZDA

CAR NAME	MODEL	C.C.	ENGINE	N.B	YEAR	GMB NO.	OEM NO.
BONGO	SE28T	2200	R2	DIE	93.09-99.05	GWMZ-30A*	RF95-15-010C
	SS28H	2200	R2	DIE	96.09-99.05	GWMZ-30A*	RF95-15-010C
	SK22L,SK22M,SK22T	2200	R2	DIE	99.05-03.12	GWMZ-30A*	RF95-15-100B
	SK22V	2200	R2	DIE	99.05-03.12	GWMZ-30A*	RF95-15-100B
	SK22L,SK22M,SK22T	2200	R2	DIE	99.05-03.12		R2S2-15-010C
	SK22V	2200	R2	DIE	99.05-03.12		R2S2-15-010C
BONGO BRAWNY	FPAH,FPA,FPAV	1000	PB		68.08-77.10	GWMZ-08A	0706-15-010G
	BA2T8	1300	TC		77.07-78.09	GWMZ-03A	0324-15-010D
	BA2U8	1400	UC		78.09-83.12	GWMZ-03A	0324-15-010D
	BA2N8,BA2N9	1600	NA		77.07-83.09	GWMZ-02A	0305-15-010D
	BA2V8H	1800	VC		78.09-82.02	GWMZ-02A	0305-15-010E
	BA2V8H	1800	VC		82.02-83.12		H806-15-010
	SR89V	1800	F8	GAS	83.05-87.08	GWMZ-25A	F801-15-010D
	SR89V	1800	F8	GAS	83.05-87.08	GWMZ-29A	8AG1-15-010B
	SD89T	1800	F8	GAS	83.12-87.08	GWMZ-25A	F801-15-010D
	SD89T	1800	F8	GAS	83.12-87.08	GWMZ-29A	8AG1-15-010B
	SR89V	1800	F8	GAS	87.09-93.08	GWMZ-71A	FEMJ-15-100
	SD89T	1800	F8	GAS	87.09-99.06	GWMZ-71A	FEMJ-15-100
	SKF6M,SKFHM,SKFHV	2000	RF	DTB	04.11-07.08	GWMZ-70A	RF2A-15-100C
	SKF6M,SKFHM,SKFHV	2000	RF	DTB	04.11-07.08		RF6C-15-010
	SKF6M,SKFHM,SKFHV	2000	RF	DTB	04.11-07.08		RF6C-15-1H0
	SKF6V	2000	RF	DTB	04.11-10.08	GWMZ-70A	RF2A-15-100C
	SKF6V	2000	RF	DTB	04.11-10.08		RF6C-15-010
	SKF6V	2000	RF	DTB	04.11-10.08		RF6C-15-1H0
	SKE6V	2000	FE	EGI	07.08-10.08	GWMZ-71A	FEMJ-15-100
	SRE9W,SREAV	2000	FE	GAS	83.05-87.08	GWMZ-25A	F801-15-010D
	SRE9W,SREAV	2000	FE	GAS	83.05-87.08	GWMZ-29A	8AG1-15-010B
	SRF9W	2000	RF	DIE	83.05-90.03	GWMZ-30A*	RF95-15-010C
	SDEAT	2000	FE	GAS	83.12-87.08	GWMZ-25A	F801-15-010D
	SDEAT	2000	FE	GAS	83.12-87.08	GWMZ-29A	8AG1-15-010B
	SRE9V	2000	FE	GAS	85.07-87.08	GWMZ-29A	8AG1-15-010B
	SREAM	2000	FE	GAS	85.08-87.08	GWMZ-29A	8AG1-15-010B
	SRE9W	2000	FE	GAS	87.09-95.09	GWMZ-71A	FEMJ-15-100
	SRE9V	2000	FE	GAS	87.09-97.05	GWMZ-71A	FEMJ-15-100
	SDEAT,SREAV	2000	FE	GAS	87.09-99.06	GWMZ-71A	FEMJ-15-100
	SRF9W	2000	RF	DTB	90.03-95.09	GWMZ-30A*	RF95-15-010C
	SDEAT	2000	FE	LPG	96.09-99.06	GWMZ-71A	FEMJ-15-100
	SREAV	2000	FE	LPG	97.04-99.06	GWMZ-71A	FEMJ-15-100
	SKE4T,SKE6T	2000	FEE	EGI	99.06-00.10	GWMZ-71A	FEMJ-15-100
	SKE6T	2000	FEE	LPG	99.06-00.10	GWMZ-71A	FEMJ-15-100
	SKE6V	2000	FEE	EGI	99.06-07.08	GWMZ-71A	FEMJ-15-100
	SR29V,SR2AV	2200	R2	DIE	83.05-97.05	GWMZ-30A*	RF95-15-010C
	SD29T,SD2AT	2200	R2	DIE	83.12-99.06	GWMZ-30A*	RF95-15-010C
	SR2AM	2200	R2	DIE	87.09-97.05	GWMZ-30A*	RF95-15-010C
	SD29M	2200	R2	DIE	87.09-99.06	GWMZ-30A*	RF95-15-010C
	SD2AM	2200	R2	DIE	90.08-99.06	GWMZ-30A*	RF95-15-010C
	SK24L,SK24T,SK26L	2200	R2	DIE	99.06-00.10	GWMZ-30A*	RF95-15-100B
	SK26T	2200	R2	DIE	99.06-00.10	GWMZ-30A*	RF95-15-100B
	SD59M,SD59T,SD5AM	2500	WL	DIE	97.04-99.06	GWMZ-49A	WL11-15-100E
	SD5AT,SR59V,SR5AM	2500	WL	DIE	97.04-99.06	GWMZ-49A	WL11-15-100E
	SR5AV	2500	WL	DIE	97.04-99.06	GWMZ-49A	WL11-15-100E
	SK54L,SK54T,SK56L	2500	WL	DIE	99.06-00.10	GWMZ-49A	WL11-15-100E

MAZDA

CAR NAME	MODEL	C.C.	ENGINE	N.B	YEAR	GMB NO.	OEM NO.
BONGO BRAWNY	SK56T	2500	WL	DIE	99.06-00.10	GWMZ-49A	WL11-15-100E
	SK54V,SK56M,SK56V	2500	WL	DIE	99.06-04.11	GWMZ-49A	WL11-15-100E
	SK5HM,SK5HV	2500	WL	DIE	99.06-04.11	GWMZ-49A	WL11-15-100E
	SRS9V,SRSAV	3000	VS	DIE	92.02-97.05		VS01-15-100E
BONGO FRIENDEE	FPAH,FPA,FPAV	1000	PB		68.08-77.10	GWMZ-08A	0706-15-010G
	BA2T8	1300	TC		77.07-78.09	GWMZ-03A	0324-15-010D
	BA2U8	1400	UC		78.09-83.12	GWMZ-03A	0324-15-010D
	BA2N8,BA2N9	1600	NA		77.07-83.09	GWMZ-02A	0305-15-010D
	BA2V8H	1800	VC		78.09-82.02	GWMZ-02A	0305-15-010E
	BA2V8H	1800	VC		82.02-83.12		H806-15-010
	SGEW	2000	FE	GAS	95.05-97.11	GWMZ-32A	8AS6-15-010
	SGEW	2000	FE	GAS	95.05-97.11	GWMZ-71A	FEMJ-15-100
	SGE3,SGEW	2000	FEE	EGI	97.11-05.11	GWMZ-71A	FEMJ-15-100
	SG5W	2500	J5	GAS	95.05-97.11		J503-15-010B
	SGL3,SGL5,SGLR,SGLW	2500	WL	DIE	95.05-97.11		WL01-15-100D
	SG5W	2500	J5D	EGI	97.11-02.08		J503-15-010B
	SGL3,SGL5,SGLR,SGLW	2500	WLT	DTB	97.11-05.11		WL01-15-100D
	CAPELLA/LUCE/COSMO	SU2A	1500	UB		70.09-73.11	GWMZ-02A
SNA		1600	NA		70.03-74.01	GWMZ-02A	0305-15-010
SV2A		1800	VC		74.02-75.06	GWMZ-02A	0305-15-010
CAPPELLA	GD6P	1600	B6	GAS	87.07-91.10	GWMZ-31A	B630-15-010D
	GV6V	1600	B6	GAS	88.01-99.04	GWMZ-31A	B630-15-010D
	GD8P,GD8S	1800	F8	EGI	87.05-89.06	GWMZ-71A	FEMJ-15-100
	GD8P	1800	F8	GAS	87.05-91.10	GWMZ-71A	FEMJ-15-100
	GV8W	1800	F8	EGI	88.01-92.07	GWMZ-71A	FEMJ-15-100
	GD8A,GD8B	1800	F8	EGI	88.02-89.06	GWMZ-71A	FEMJ-15-100
	GD8A,GD8B,GD8P,GD8R	1800	F8	EGI	89.04-91.10	GWMZ-56A	FE3P-15-100
	GD8S	1800	F8	EGI	89.04-91.10	GWMZ-56A	FE3P-15-100
	GV8W	1800	F8	EGI	92.08-97.10	GWMZ-56A	FE3P-15-100
	CG2PP	1800	FP	EGI	94.07-97.06	GWMZ-69A	FP01-15-010G
	GF8P	1800	FP	EGI	97.06-02.03	GWMZ-69A	FP01-15-010G
	GW8W	1800	FP	EGI	97.10-99.10	GWMZ-69A	FP01-15-010G
	GF8P	1800	FP	LPG	99.09-02.03	GWMZ-69A	FP01-15-010G
	GF8P	1800	FPDE	EGI	99.09-02.03	GWMZ-69A	FP01-15-010G
	GW8W	1800	FPDE	EGI	99.09-02.05	GWMZ-69A	FP01-15-010G
	GDEA,GDEP,GDES	2000	FE	EGI	87.05-91.10	GWMZ-56A	FE3P-15-100
	GDER	2000	FE	EGI	87.07-91.10	GWMZ-56A	FE3P-15-100
	GDFP	2000	RF	DSC	87.07-91.10	GWMZ-50A	8AGA-15-010
	GVFV	2000	RF	DIE	88.01-99.04	GWMZ-50A	8AGA-15-010
	GDEB	2000	FE	EGI	88.02-91.10	GWMZ-56A	FE3P-15-100
	GDFP	2000	RF	DIE	89.04-91.10	GWMZ-50A	8AGA-15-010
	GVFW	2000	RF	DSC	89.05-94.10	GWMZ-50A	8AGA-15-010
	GVER	2000	FE	GAS	90.08-92.07	GWMZ-56A	FE3P-15-100
	GVFR	2000	RF	DSC	92.08-94.10	GWMZ-50A	8AGA-15-010
	GVFR,GVFW	2000	RF	DSC	92.08-94.10	GWMZ-25A	RFG1-15-100
	GVER	2000	FE	EGI	92.08-97.10	GWMZ-56A	FE3P-15-100
	GVFV	2000	RF	DIE	92.08-99.04	GWMZ-25A	RFG1-15-100
	CG2SP,CG2SR	2000	FS	EGI	94.07-97.06	GWMZ-41A	FS01-15-010F
	GVER	2000	FEM	EGI	94.10-97.10	GWMZ-56A	FE3P-15-100
	GVER	2000	FEN	EGI	94.10-97.10	GWMZ-56A	FE3P-15-100
	GVFR,GVFW	2000	RF	DIE	94.10-97.10	GWMZ-50A	8AGA-15-010
	GVEW	2000	FE	EGI	96.06-97.10	GWMZ-56A	FE3P-15-100

MAZDA

CAR NAME	MODEL	C.C.	ENGINE	N.B	YEAR	GMB NO.	OEM NO.
CAPPELA	GFEP,GFER	2000	FS	EGI	97.06-99.10	GWMZ-41A	FS01-15-010F
	GWER,GWEW	2000	FS	EGI	97.10-99.10	GWMZ-41A	FS01-15-010F
	GFFP	2000	RF	DTB	98.06-99.10	GWMZ-70A	RF2A-15-100C
	GWFW	2000	RF	DTB	98.07-99.10	GWMZ-70A	RF2A-15-100C
	GFEP	2000	FSZE	EGI	99.09-02.03	GWMZ-41A	FS01-15-010F
	GFER	2000	FSDE	EGI	99.09-02.03	GWMZ-41A	FS01-15-010F
	GWER	2000	FSDE	EGI	99.09-02.05	GWMZ-41A	FS01-15-010F
	GWER,GWEW	2000	FSZE	EGI	99.09-02.05	GWMZ-41A	FS01-15-010F
	GW5R	2500	KL	EGI	97.10-99.10	GWMZ-43A	KL47-15-010C
	GW5R	2500	KLZE	EGI	99.09-02.05	GWMZ-43A	KL47-15-010C
CAROL	AA5PA,AA5RA	550	F5B	GAS	89.10-90.02		AY01-15-010A
	HB22S	660	K6A	EPI	00.12-02.04		1A12-15-010H
	HB23S	660	K6A	EPI	00.12-04.09		1A12-15-010H
	HB24S	660	K6A		04.09-	GWMZ-67A*	1A14-15-010B
	HB24S	660	K6A	EPI	04.09-09.12		1A14-15-010H
	HB25S	660	K6A	EPI	09.12-		1A14-15-010H
	HB35S	660	R06A	EPI	12.11-		1A24-15-010A
	HB36S	660	R06A	EPI	15.01-		1A24-15-010A
	AA6PA,AA6RA	660	F6A	GAS	90.02-95.10	GWMZ-64A	AZ12-15-010B
	AA6PA	660	F6A	TBO	91.01-95.10	GWMZ-64A	AZ12-15-010B
	AA6RA	660	F6A	EPI	91.03-95.10	GWMZ-64A	AZ12-15-010B
	AC6P	660	F6A	TBO	95.10-98.09	GWMZ-64A	AZ12-15-010B
	AC6R	660	F6A	EPI	95.10-98.09	GWMZ-64A	AZ12-15-010B
	AC6P,AC6R	660	F6A	GAS	95.10-98.09	GWMZ-64A	AZ12-15-010B
	HB22S	660	K6A	EPI	98.10-00.12		1A05-15-010D
	HB12S	660	F6A	EPI	98.10-99.10	GWMZ-65A	1A00-15-010
	HB22S	660	K6A	EPI	98.10-99.10		1A01-15-010D
	HB12S	660	F6A	EPI	99.10-00.11	GWMZ-66A	1A04-15-010
CLEF	GEEPA	2000	KF	EGI	92.04-94.07	GWMZ-42A	8AE2-15-010
	GESRA	2000	FS	EGI	92.04-94.07	GWMZ-41A	FS01-15-010F
	GE5PA	2500	KL	EGI	92.04-94.07	GWMZ-42A	8AE2-15-010
COSMO	HBSN2	0	12A	GAS	81.08-90.05	GWMZ-18A*	N225-15-010I
	HBSN2	0	12A	GAS	81.08-90.05		N235-15-010F
	HBSN2	0	12A	TBO	81.08-90.05		N236-15-010J
	HB3S	0	13B	GAS	83.09-90.05		N236-15-010J
	JC3SE	0	13B	TBO	90.03-94.02		8AJ2-15-010A
	JCESE	0	20B	TBO	90.03-94.02		NF01-15-010D
	JCES	0	20B	TBO	94.02-95.10		NF01-15-010D
	JCES	0	20B	TBO	94.02-95.10		NF01-15-100
	JC3S	0	13B	TBO	94.03-95.10		8AJ2-15-010A
	JC3S	0	13B	TBO	94.03-95.10		N390-15-100A
	HBPH8	1800	VC	GAS	81.08-83.10	GWMZ-02A	0305-15-010E
	HBSHE	2000	MA	EGI	81.08-83.10	GWMZ-10A	0381-15-010B
	HBPHE,HBSHE	2000	MA	GAS	81.08-83.10	GWMZ-10A	0381-15-010B
	HBES	2000	FE	EGI	83.09-90.05	GWMZ-25A	F801-15-010D
	HBES	2000	FE	EGI	83.09-90.05	GWMZ-29A	8AG1-15-010B
	HBEP,HBES	2000	FE	GAS	83.09-90.05	GWMZ-25A	F801-15-010D
	HBEP,HBES	2000	FE	GAS	83.09-90.05	GWMZ-29A	8AG1-15-010B
	HBPS2	2200	S2	DIE	81.08-90.05		S210-15-010C
	CRAFT	DUC9	1500	UA		65.06-71.07	
DUC9		1500	UA		71.07-77.06	GWMZ-14A	0552-15-010G
CRONOS	GE8P	1800	K8	EGI	91.09-94.07	GWMZ-42A	8AE2-15-010

MAZDA

CAR NAME	MODEL	C.C.	ENGINE	N.B	YEAR	GMB NO.	OEM NO.	
CRONOS	GE8P	1800	K8	EGI	91.09-94.07	GWMZ-43A	KL47-15-010C	
	GEEP	2000	KF	EGI	91.09-94.07	GWMZ-42A	8AE2-15-010	
	GEEP	2000	KF	EGI	91.09-94.07	GWMZ-43A	KL47-15-010C	
	GESR	2000	FS	EGI	91.11-94.07	GWMZ-41A	FS01-15-010F	
	GEFP	2000	RF	DIE	92.04-96.04	GWMZ-50A	8AGA-15-010	
	GEEP	2000	KF	GAS	94.09-96.04	GWMZ-43A	KL47-15-010C	
	GESR	2000	FS	GAS	94.09-96.04	GWMZ-41A	FS01-15-010F	
	GE5P	2500	KL	EGI	92.04-94.07	GWMZ-42A	8AE2-15-010	
	GE5P	2500	KL	EGI	92.04-94.07	GWMZ-43A	KL47-15-010C	
	GE5P	2500	KL	GAS	94.09-96.04	GWMZ-43A	KL47-15-010C	
CUSTUM CAB	HBEY	2000	FE	LPG	89.05-92.06		8AH5-15-010A	
	HBEY	2000	FE	LPG	92.06-96.01		8AH8-15-010	
CX-3	DK5AW,DK5FW	1500	S5DPTS	DTB	14.12-		S550-15-100A	
CX-5	KEEFW	2000	PEVPS	DI	12.01-		PE01-15-010B	
	KEEAW	2000	PEVPS	DI	12.01-13.10		PE01-15-010B	
	KE2AW,KE2FW	2200	SHVPTS	DTB	12.01-		SH01-15-100	
	KE5AW,KE5FW	2500	PYVPS	DI	13.10-		PE01-15-010B	
CX-7	ER3P	2300	L3VDT	TBO	06.12-	GWMZ-58A	L327-15-100A	
E-2000/2300/2500	EXA12,EXA32,EXA35	D2500	XA		66.02-71.05	GWMZ-13A*	0750-15-010	
EMIO	DY3W	1300	ZJVE	EGI	02.06-07.05	GWMZ-57A	ZJ01-15-010C	
	DY3R	1300	ZJVE	EGI	03.11-07.05	GWMZ-57A	ZJ01-15-010C	
	DE3AS,DE3FS	1300	ZJVE	EGI	07.05-14.09	GWMZ-57A	ZJ01-15-010C	
	DE3FS	1300	ZJVEM	EGI	07.05-14.09	GWMZ-57A	ZJ01-15-010C	
	DEJFS	1300	P3VPS	DI	11.04-14.09		PE01-15-010B	
	DJ3AS,DJ3FS	1300	P3VPS	DI	14.09-		PE01-15-010B	
	DW3W	1300	B3	EGI	96.07-00.04	GWMZ-31A	B3C7-15-010A	
	DW3W	1300	B3E	EGI	99.11-02.07	GWMZ-31A	B3C7-15-010A	
	DY5W	1500	ZYVE	EGI	02.06-07.05	GWMZ-57A	ZJ01-15-010C	
	DY5R	1500	ZYVE	EGI	03.11-07.05	GWMZ-57A	ZJ01-15-010C	
	DE5FS	1500	ZYVE	EGI	07.05-14.09	GWMZ-57A	ZJ01-15-010C	
	DJ5AS,DJ5FS	1500	S5DPTS	DTB	14.09-		S550-15-010A	
	DJ5AS,DJ5FS	1500	S5DPTS	DTB	14.09-		S550-15-100A	
	DW5W	1500	B5	EGI	96.07-00.04	GWMZ-31A	B3C7-15-010A	
	DW5W	1500	B5E	EGI	99.11-02.07	GWMZ-31A	B3C7-15-010A	
	ETUDE	BFSP	1500	B5	GAS	88.02-90.08	GWMZ-31A	B630-15-010D
		BFMP	1600	B6	EGI	87.01-90.08	GWMZ-35A	B660-15-010E
EUNOS 100	BG5PE	1500	B5	EGI	89.10-94.06	GWMZ-35A	B660-15-010E	
	BG8PE	1800	BP	EGI	89.10-94.06	GWMZ-35A	B660-15-010E	
EUNOS 300	MA8PE	1800	F8	EGI	89.11-92.03	GWMZ-56A	FE3P-15-100	
	MAEPE	2000	FE	EGI	89.11-92.03	GWMZ-56A	FE3P-15-100	
EUNOS 500	CA8PE	1800	K8	EGI	91.12-94.02	GWMZ-42A	8AE2-15-010	
	CA8PE	1800	K8	EGI	91.12-94.02	GWMZ-43A	KL47-15-010C	
	CA8P	1800	K8	GAS	94.02-96.01	GWMZ-43A	KL47-15-010C	
	CAPP	1800	FP	GAS	94.02-96.01	GWMZ-69A	FP01-15-010G	
	CAEPE	2000	KF	EGI	91.12-94.02	GWMZ-42A	8AE2-15-010	
	CAEPE	2000	KF	EGI	91.12-94.02	GWMZ-43A	KL47-15-010C	
	CAEP	2000	KF	GAS	94.02-96.01	GWMZ-43A	KL47-15-010C	
EUNOS 800	TA3A,TA3P,TA3Y,TA3Z	2300	KJ	SPC	93.08-96.05	GWMZ-74A	KJ01-15-010H	
	TA3A,TA3P	2300	KJ	GAS	96.04-97.07	GWMZ-74A	KJ01-15-010H	
	TA5A,TA5P,TA5Y,TA5Z	2500	KL	EGI	93.08-96.05	GWMZ-43A	KL47-15-010C	
	TA5A,TA5P	2500	KL	GAS	96.04-97.07	GWMZ-43A	KL47-15-010C	
EUNOS PRESSO	EC5S	1500	B5	GAS	93.09-98.01		B587-15-010A	

MAZDA

CAR NAME	MODEL	C.C.	ENGINE	N.B	YEAR	GMB NO.	OEM NO.
EUNOS PRESSO	EC8SE	1800	K8	EGI	91.04-93.10	GWMZ-42A	8AE2-15-010
	EC8SE	1800	K8	EGI	91.04-93.10	GWMZ-43A	KL47-15-010C
	EC8S	1800	K8	EGI	93.09-98.01	GWMZ-43A	KL47-15-010C
FAMILIA	BVAY12	1200	CR12DE	EGI	07.01-13.05		1N29-15-010
	BJ3P	1300	B3ME	EGI	00.10-02.08	GWMZ-31A	B3C7-15-010A
	BF3P	1300	E3	GAS	85.01-87.02	GWMZ-21A	8ABT-15-010A
	BF3P	1300	E3	GAS	85.01-87.02	GWMZ-21A*	E301-15-010D
	BF3V	1300	E3	GAS	85.11-87.04	GWMZ-21A*	E301-15-010D
	BF3V	1300	E3	GAS	85.11-94.08	GWMZ-21A	8ABT-15-010A
	BFTP	1300	B3	GAS	87.02-89.02	GWMZ-31A	B630-15-010D
	BG3P,BG3S	1300	B3	GAS	89.02-91.01	GWMZ-31A	B630-15-010D
	BW3W	1300	E3	GAS	89.10-94.08	GWMZ-21A	8ABT-15-010A
	BG3P,BG3S	1300	B3	SPI	90.11-96.01	GWMZ-31A	B630-15-010D
	BVY10	1300	GA13	GAS	94.08-97.05	GWN-42A	1N21-15-010
	BHA3P	1300	B3	GAS	96.08-98.04	GWMZ-31A	B3C7-15-010A
	BHA3S	1300	B3	GAS	96.08-99.05	GWMZ-31A	B3C7-15-010A
	BVY10	1300	GA13	EGI	97.05-99.04	GWN-42A	1N21-15-010
	BJ3P	1300	B3	EGI	98.04-00.10	GWMZ-31A	B3C7-15-010A
	BVY11	1300	QG13DE	EGI	99.05-08.12	GWN-73A	1N18-15-010
	BJ5P	1500	ZLVE	EGI	00.10-02.09	GWMZ-55A	ZL01-15-010A
	BJ5W	1500	ZLDE	EGI	00.10-03.09	GWMZ-55A	ZL01-15-010A
	BJ5W	1500	ZLVE	EGI	00.10-03.09	GWMZ-55A	ZL01-15-010A
	BJ5P	1500	ZLDE	EGI	00.10-03.10	GWMZ-55A	ZL01-15-010A
	BJ5P	1500	ZLDE	EFI	02.03-	GWMZ-55A	ZL01-15-010A
	BVY12	1500	HR15DE	EGI	07.01-		1N31-15-010
	BVY12	1500	HR15DE	EGI	07.01-13.05		1N28-15-010
	BF5P	1500	E5	EGI	85.01-87.02	GWMZ-21A	8ABT-15-010A
	BF5P	1500	E5	EGI	85.01-87.02	GWMZ-21A*	E301-15-010D
	BF5P	1500	E5	GAS	85.01-87.02	GWMZ-21A	8ABT-15-010A
	BF5P	1500	E5	GAS	85.01-87.02	GWMZ-21A*	E301-15-010D
	BF5P	1500	E5	TBO	85.01-87.02	GWMZ-21A*	E5B6-15-010B
	BF5R	1500	E5	GAS	85.10-87.02	GWMZ-21A	8ABT-15-010A
	BF5R	1500	E5	GAS	85.10-87.02	GWMZ-21A*	E301-15-010D
	BF5V	1500	E5	GAS	85.11-87.04	GWMZ-21A*	E301-15-010D
	BF5W	1500	E5	EGI	85.11-87.04	GWMZ-21A	8ABT-15-010A
	BF5W	1500	E5	EGI	85.11-87.04	GWMZ-21A*	E301-15-010D
	BF5V	1500	E5	GAS	85.11-94.08	GWMZ-21A	8ABT-15-010A
	BFSR	1500	B5	GAS	87.01-89.02	GWMZ-31A	B630-15-010D
	BFSP	1500	B5	GAS	87.02-89.02	GWMZ-31A	B630-15-010D
	BG5P,BG5S	1500	B5	GAS	89.02-91.01	GWMZ-31A	B630-15-010D
	BG5P,BG5S	1500	B5	EGI	89.02-94.04	GWMZ-35A	B660-15-010E
	BW5W	1500	E5	GAS	89.10-94.08	GWMZ-21A	8ABT-15-010A
	BG5S	1500	B5	SPI	90.11-94.04	GWMZ-31A	B630-15-010D
	BG5P	1500	B5	SPI	90.12-94.04	GWMZ-31A	B630-15-010D
	BHA5P,BHA5S	1500	B5	EGI	94.05-95.07	GWMZ-39A	B6BF-15-010F
	BHALP,BHALS	1500	Z5	EGI	94.05-95.07	GWMZ-39A	B6BF-15-010F
	BWFNY10,BWIFY10	1500	GA15	GAS	94.08-96.09	GWN-42A	1N21-15-010
	BMVY10,BVIFY10	1500	GA15	GAS	94.08-97.05	GWN-42A	1N21-15-010
	BVIFY10	1500	GA15	GAS	94.08-97.05	GWN-42A	1N21-15-010
	BHA5P,BHA5S	1500	B5	GAS	95.06-96.10	GWMZ-39A	B6BF-15-010F
	BHA5P,BHA5S	1500	B5	GAS	95.06-96.10	GWMZ-55A	ZL01-15-010A
	BHALP	1500	Z5	GAS	95.06-98.09	GWMZ-55A	ZL01-15-010A

MAZDA

CAR NAME	MODEL	C.C.	ENGINE	N.B	YEAR	GMB NO.	OEM NO.
FAMILIA	BHALS	1500	Z5	GAS	95.06-99.05	GWMZ-55A	ZL01-15-010A
	BWFNY10,BWfy10	1500	GA15	EGI	96.05-99.04	GWN-42A	1N21-15-010
	BVFNY10,BVfy10	1500	GA15	EGI	97.05-99.04	GWN-42A	1N21-15-010
	BJ5P,BJ5W	1500	ZL	EGI	98.04-00.10	GWMZ-55A	ZL01-15-010A
	BVfy11	1500	QG15DE	EGI	99.05-08.12	GWN-73A	1N18-15-010
	BWfy11	1500	QG15DE	EGI	99.05-99.12	GWN-73A	1N18-15-010
	BVZNY12	1600	HR16DE	EGI	08.12-		1N28-15-010
	BFMP	1600	B6	EGI	85.10-89.02	GWMZ-35A	B660-15-010E
	BFMP,BFMR	1600	B6	TBO	85.10-89.02	GWMZ-35A	B660-15-010E
	BFMP	1600	B6	EGI	86.12-89.02	GWMZ-31A	B630-15-010D
	BFMR	1600	B6	EGI	87.01-89.02	GWMZ-31A	B630-15-010D
	BWMR	1600	B6	EGI	87.04-94.08	GWMZ-31A	B630-15-010D
	BG6P,BG6S	1600	B6	EGI	89.02-91.01	GWMZ-35A	B660-15-010E
	BG6Z	1600	B6	GAS	89.08-94.03	GWMZ-31A	B630-15-010D
	BG6R	1600	B6	GAS	89.08-96.01	GWMZ-31A	B630-15-010D
	BF6M	1600	B6	GAS	89.10-94.08	GWMZ-31A	B630-15-010D
	BHA6R	1600	B6	EGI	94.09-95.07	GWMZ-39A	B6BF-15-010F
	BHA6R	1600	B6	GAS	95.06-98.05	GWMZ-39A	B6BF-15-010F
	BF7P	1700	PN	DIE	85.07-89.02	GWMZ-51A	PN40-15-010
	BF7V	1700	PN	DIE	85.11-94.08	GWMZ-51A	PN40-15-010
	BG7P	1700	PN	DIE	89.02-94.03	GWMZ-51A	PN40-15-010
	BW7W	1700	PN	DIE	89.10-94.08	GWMZ-51A	PN40-15-010
	BVSNY10,BVSY10	1700	CD17	DIE	94.08-97.05	GWN-55A	1N01-15-010
	BHA7R	1700	4EE1	DIE	94.09-98.05		Y701-15-010A
	BHA7P	1700	4EE1	DIE	94.09-98.09		Y701-15-010A
	BVGY11	1800	QG18DE	CNG	02.08-08.12	GWN-73A	1N18-15-010
	BVJY12	1800	MR18DE	EGI	07.01-		1N30-15-010
	BG8R	1800	BP	TBO	89.08-94.03	GWMZ-35A	B660-15-010E
	BG8Z	1800	BP	TBO	89.08-94.04	GWMZ-35A	B660-15-010E
	BG8P	1800	BP	EGI	90.03-94.04	GWMZ-35A	B660-15-010E
	BG8S	1800	BP	EGI	90.11-94.04	GWMZ-35A	B660-15-010E
	BG8Z	1800	BP	TBO	92.01-94.04		B587-15-010A
	BHA8P,BHA8S	1800	BP	EGI	94.05-95.07	GWMZ-39A	B6BF-15-010F
	BHA8P	1800	BP	GAS	95.06-98.04	GWMZ-39A	B6BF-15-010F
	BHA8S	1800	BP	GAS	95.06-99.05	GWMZ-39A	B6BF-15-010F
	BWHNY10,BWHY10	1800	SR18	EGI	96.05-99.04	GWN-48A	1N20-15-010
	BJ8W	1800	FP	EGI	98.05-00.10	GWMZ-69A	FP01-15-010G
	BVHNY11	1800	QG18DE	EGI	99.05-08.12	GWN-73A	1N18-15-010
	BWHNY11	1800	QG18DE	EGI	99.05-99.12	GWN-73A	1N18-15-010
	BJFP	2000	FSZE	EGI	01.12-03.09	GWMZ-41A	FS01-15-010F
	BWEY10	2000	CD20	DIE	94.08-99.04	GWMZ-46A	1N19-15-010
	BVENY10,BVEY10	2000	CD20	DIE	97.05-99.04	GWMZ-46A	1N19-15-010
	BJEP	2000	RF	DIE	98.04-00.10		RF1G-15-100A
BJFW	2000	FSZE	EGI	99.06-03.09	GWMZ-41A	FS01-15-010F	
BVENY11,BVEY11	2200	YD22DD	DIE	99.05-03.08		1N27-15-010	
FAMILIA ASTINA	BG5P	1500	B5	GAS	89.04-91.01	GWMZ-31A	B630-15-010D
	BG5P	1500	B5	EGI	89.04-94.03	GWMZ-35A	B660-15-010E
	BG5P	1500	B5	SPI	90.12-94.03	GWMZ-31A	B630-15-010D
	BG6P	1600	B6	EGI	89.02-91.01	GWMZ-35A	B660-15-010E
	BG8P	1800	BP	EGI	90.12-94.04	GWMZ-35A	B660-15-010E
FAMILIA PREST	BPAV,BPB,BPC,MP2A	1000	PB		68.01-73.12	GWMZ-07A	0259-15-010
	MP2H,SP2A,SP2E	1000	PB		68.01-73.12	GWMZ-07A	0259-15-010

MAZDA

CAR NAME	MODEL	C.C.	ENGINE	N.B	YEAR	GMB NO.	OEM NO.
FAMILIA PREST	FA3PS,SPC,SPCV	1000	PC		70.01-78.02	GWMZ-03A	0324-15-010E
	BPA55,BTA65	1200	TA/TB		70.01-73.12	GWMZ-07A	0259-15-010
	FA2T(3T/4TS/4TV)	1300	TC		70.01-85.12	GWMZ-03A	0324-15-010E
	STC(V)	1300	TC		70.01-85.12	GWMZ-03A	0324-15-010E
	EA4US,FA4UV	1400	UC		78.03-85.12	GWMZ-03A	0324-15-010E
FLAIR	MJ34S	660	R06A	EPI	12.10-		1A24-15-010A
	MJ34S	660	R06A	TBO	12.10-		1A24-15-010A
	MJ44S	660	R06A	EPI	14.08-		1A25-15-010
FLAIR CROSSOVER	MS31S	660	R06A	TBO	14.01-		1A24-15-010A
	MS31S	660	R06A	EPI	14.01-15.05		1A24-15-010A
	MS41S	660	R06A	EPI	15.05-		1A25-15-010
FLAIR WAGON	MM21S	660	K6A	EPI	12.06-		1A14-15-010H
	MM21S	660	K6A	TBO	12.06-		1A15-15-010H
	MM32S	660	R06A	EPI	13.04-15.05		1A24-15-010A
	MM32S	660	R06A	TBO	13.07-15.05		1A24-15-010A
	MM42S	660	R06A	EPI	15.05-		1A25-15-010
	MM42S	660	R06A	TBO	15.08-		1A25-15-010
GRAND FAMILIA	STC,STCV	1300	TC		71.07-78.07	GWMZ-03A	0324-15-010D
	SU4A,SU4AV	1500	UB		72.01-73.07	GWMZ-02A	0305-15-010D
	SN3A	1600	NA		73.09-78.06	GWMZ-02A	0305-15-010D
	SN4A	1600(AP)	NA		73.09-76.01		0459-15-010C
	SN4A	1600(AP)	NA		73.09-76.01		2850-15-010
	SN3AV	1600(AP)	NA		73.09-78.03	GWMZ-02A	0305-15-010D
LANTIS	CBA8P	1800	BP	EGI	93.08-95.07	GWMZ-39A	B6BF-15-010F
	CBA8P	1800	BP	GAS	95.06-97.06	GWMZ-39A	B6BF-15-010F
	CBAEP	2000	KF	EGI	93.08-95.07	GWMZ-42A	8AE2-15-010
	CBAEP	2000	KF	EGI	93.08-95.07	GWMZ-43A	KL47-15-010C
	CBAEP	2000	KF	GAS	95.06-97.06	GWMZ-43A	KL47-15-010C
LAPUTA	HP21S	660	K6A	EPI	00.10-01.03		1A05-15-010D
	HP12S	660	F6A	TBO	01.04-01.10	GWMZ-66A	1A04-15-010
	HP22S	660	K6A	TBO	01.04-01.11		1A08-15-010D
	HP22S	660	K6A	EPI	01.04-05.12		1A12-15-010H
	HP22S	660	K6A	TBO	01.11-05.12		1A13-15-010D
	HP11S	660	F6A	TBO	99.03-01.03	GWMZ-66A	1A04-15-010
	HP21S	660	K6A	TBO	99.03-01.03		1A01-15-010D
	HP11S	660	F6A	TBO	99.03-99.10	GWMZ-65A	1A00-15-010
LUCE	HC3S	0	13B	TBO	88.08-92.03		8AH1-15-010A
	SUA,SUD,SUN	1500	UB		66.01-70.12	GWMZ-01A	0222-15-010
	SUAV	1500	UB		67.04-73.03	GWMZ-02A	0305-15-010E
	SUA	1500	UB		70.01-73.03	GWMZ-02A	0305-15-010E
	SVA	1800	VB		68.10-73.03	GWMZ-02A	0305-15-010E
	LA2VV	1800	VC		73.09-76.01	GWMZ-02A	0305-15-010E
	LA2VS	1800	VC		74.03-76.01	GWMZ-02A	0305-15-010E
	HCEP	2000	FE	LPG	86.08-88.08	GWMZ-71A	FEMJ-15-100
	HCEP	2000	FE	LPG	86.08-93.06		8AH5-15-010A
	HCEP	2000	FE	GAS	88.08-92.03	GWMZ-71A	FEMJ-15-100
	HCFS	2000	JF	EGI	88.08-92.03	GWMZ-36A	8AH3-15-010E
	HCFS	2000	JF	TBO	88.08-92.03	GWMZ-36A	8AH3-15-010E
	HCEJ	2000	FE	LPG	91.08-95.12		8AH5-15-010A
	HCEP	2000	FE	LPG	93.06-96.01		8AH8-15-010
	HC2J	2200	F2	EGI	92.03-95.12	GWMZ-71A	FEMJ-15-100
	HC2J	2200	F2	LPG	94.10-95.12	GWMZ-71A	FEMJ-15-100

MAZDA

CAR NAME	MODEL	C.C.	ENGINE	N.B	YEAR	GMB NO.	OEM NO.
LUCE	HCSS	3000	JE	EGI	88.08-92.03		8AH6-15-010B
MILLENIA	TAFP	2000	KFZE	EGI	00.06-02.10	GWMZ-43A	KL47-15-010C
	TAFP	2000	KF	EGI	98.06-00.07	GWMZ-43A	KL47-15-010C
	TA3A,TA3P	2300	KJ	EGI	97.07-00.07	GWMZ-74A	KJ01-15-010H
	TA5P	2500	KLZE	EGI	00.06-03.08	GWMZ-43A	KL47-15-010C
	TA5P	2500	KL	EGI	97.07-00.07	GWMZ-43A	KL47-15-010C
	TA5A	2500	KL	EGI	97.07-98.07	GWMZ-43A	KL47-15-010C
MPV	LWEW	2000	FS	EGI	99.05-02.04	GWMZ-41A	FS01-15-010F
	LW3W	2300	L3	EGI	02.03-03.10	GWMZ-58A	L327-15-100A
	LW3W	2300	L3DE	EGI	03.10-05.12	GWMZ-58A	L327-15-100A
	LY3P	2300	L3VDT	TBO	05.12-	GWMZ-58A	L327-15-100A
	LY3P	2300	L3VE	EGI	05.12-	GWMZ-58A	LF94-15-100A
	LV5W	2500	G5	GAS	94.12-95.10	GWMZ-38A	G601-15-010D
	LV5W	2500	G5	EGI	95.10-99.05	GWMZ-38A	G601-15-010D
	LVLRL,LVLW	2500	WL	DTB	95.10-99.05	GWMZ-49A	WL11-15-100E
	LW5W	2500	GY	EGI	99.05-02.04	GWMZ-54A*	AJY1-15-010
	LWFW	3000	AJ	EGI	02.03-03.10	GWMZ-54A*	AJY1-15-010
	LWFW	3000	AJ	EGI	02.03-03.10	GWMZ-75A	AJ03-15-010G
	LWFW	3000	AJDE	EGI	03.10-05.12	GWMZ-75A	AJ03-15-010G
	LVEW	3000	JE	GAS	89.11-95.10	GWMZ-36A	8AH3-15-010E
	LVEW	3000	JE	EGI	95.10-99.05	GWMZ-48A	JE96-15-010B
MS-6	GE8P	1800	K8	EGI	91.10-94.07	GWMZ-42A	8AE2-15-010
	GE8P	1800	K8	EGI	91.10-94.07	GWMZ-43A	KL47-15-010C
	GEEP	2000	KF	EGI	91.10-94.07	GWMZ-42A	8AE2-15-010
	GEEP	2000	KF	EGI	91.10-94.07	GWMZ-43A	KL47-15-010C
	GESR	2000	FS	EGI	92.04-94.07	GWMZ-41A	FS01-15-010F
	GEFP	2000	RF	DIE	93.06-94.07	GWMZ-50A	8AGA-15-010
MS-8	MBEP	2000	KF	EGI	92.01-94.06	GWMZ-42A	8AE2-15-010
	MBEP	2000	KF	EGI	92.01-98.02	GWMZ-43A	KL47-15-010C
	MB5A,MB5P	2500	KL	EGI	92.01-94.06	GWMZ-42A	8AE2-15-010
	MB5A	2500	KL	EGI	92.01-95.11	GWMZ-43A	KL47-15-010C
	MB5P	2500	KL	EGI	92.01-98.02	GWMZ-43A	KL47-15-010C
MS-9	HD5S	2500	J5	EGI	91.09-93.12	GWMZ-53A	JE48-15-010E
	HDES	3000	JE	EGI	91.09-93.12	GWMZ-53A	JE48-15-010E
MX-6	GEEB	2000	KF	EGI	91.11-94.05	GWMZ-42A	8AE2-15-010
	GEEB	2000	KF	EGI	91.11-94.05	GWMZ-43A	KL47-15-010C
	GEES	2000	KF	EGI	94.05-96.01	GWMZ-43A	KL47-15-010C
	GE5B	2500	KL	EGI	91.11-94.05	GWMZ-42A	8AE2-15-010
	GE5B	2500	KL	EGI	91.11-96.01	GWMZ-43A	KL47-15-010C
	GE5S	2500	KL	EGI	94.05-96.01	GWMZ-43A	KL47-15-010C
PERSONA	MA8P	1800	F8	EGI	88.10-90.02	GWMZ-71A	FEMJ-15-100
	MA8P	1800	F8	EGI	90.02-92.03	GWMZ-56A	FE3P-15-100
	MAEP	2000	FE	EGI	88.10-92.03	GWMZ-56A	FE3P-15-100
PORTER CAB	PC4D	550	2G23		77.03-82.11	GWMZ-23A	1345-15-010
	PC4D	550	2G23		77.03-82.11	GWMZ-26A	1345-15-010A
	PC56T	550	G23B	GAS	82.11-84.10	GWMZ-26A	1345-15-010A
	PC56T	550	G23B	GAS	84.10-86.03		A503-15-010
	PC56T	550	G23B	GAS	84.10-89.07		A503-15-010A
PREMACY	CP8W	1800	FPDE	EGI	99.02-05.02	GWMZ-69A	FP01-15-010G
	CPEW	2000	FSZE	EGI	01.06-05.02	GWMZ-41A	FS01-15-010F
	CREW	2000	LF		05.02-	GWMZ-58A	L327-15-100
	CREW	2000	LFDE	EGI	05.02-07.08	GWMZ-58A	L327-15-100A

MAZDA

CAR NAME	MODEL	C.C.	ENGINE	N.B	YEAR	GMB NO.	OEM NO.
PREMACY	CREW	2000	LFVD	DI	07.01-10.07	GWMZ-58A	LF94-15-100A
	CREW	2000	LFVE	EGI	07.08-10.07	GWMZ-58A	LF94-15-100A
	CWEAW	2000	LFVE	EGI	10.05-	GWMZ-58A	LF94-15-100A
	CWEFW	2000	LFVD	DI	10.05-	GWMZ-58A	LF94-15-100A
	CWEFW	2000	LFVDS	DI	10.05-13.01	GWMZ-58A	LF94-15-100A
	CWFFW	2000	PEVPS	DI	13.01-		PE01-15-010B
	CR3W	2300	L3		05.02-	GWMZ-58A	L327-15-100
	CR3W	2300	L3VE	EGI	05.02-10.07	GWMZ-58A	LF94-15-100A
PROCEED	BTA67	1300	TC		72.03-76.12	GWMZ-03A	0324-15-010D
	BNA61	1600	NA		71.01-76.10	GWMZ-02A	0305-15-010D
	PE2N6	1600	NA		77.02-79.10	GWMZ-02A	0305-15-010D
	FE2V6	1800	VC		77.08-77.09	GWMZ-02A	0305-15-010E
	UF66M	2600	G6	EGI	89.11-99.02	GWMZ-38A	G601-15-010D
PROCEED LEVANTE	TF31W	2000	RF	DIE	95.01-96.09	GWMZ-30A*	RF95-15-010C
	TJ31W	2000	RF	DIE	95.01-97.11	GWMZ-30A*	RF95-15-010C
	TF11W,TJ11W	2000	H20A	GAS	95.02-96.09		1A50-15-010A
	TF51W,TJ51W	2000	J20A	GAS	96.10-97.11		1A51-15-010F
	TF52W,TJ52W	2000	J20A	EPI	97.11-99.09		1A51-15-010F
	TJ32W	2000	RF	DTB	98.02-99.09	GWMZ-30A*	RF95-15-010C
	TJ61W	2500	H25A	GAS	96.10-97.11		1A50-15-010A
	TJ62W	2500	H25A	EPI	98.02-99.09		1A50-15-010A
PROCEED MARVIE	UV56R	2500	G5	EGI	96.02-99.02	GWMZ-38A	G601-15-010D
	UVL6R	2500	WL	DIE	96.02-99.02	GWMZ-49A	WL11-15-100E
	UV66R	2600	G6	EGI	90.12-96.01	GWMZ-38A	G601-15-010D
REVUE	DB3PA	1300	B3	GAS	90.08-95.10	GWMZ-31A	B3C7-15-010A
	DB3PA	1300	B3	SPI	95.12-99.02	GWMZ-31A	B3C7-15-010A
	DB5PA	1500	B5	GAS	90.08-95.10	GWMZ-31A	B3C7-15-010A
	DB5PA	1500	B5	SPI	95.12-99.02	GWMZ-31A	B3C7-15-010A
ROADSTER	ND5RC	1500	P5VP	DI	15.05-		P51B-15-010B
	ND5RC	1500	P5VP	DI	15.05-		P51B-15-090
	ND5RC	1500	P5VP	DI	15.05-		P51B-15-100B
	ND5RC	1500	P5VPR	DI	15.05-		P51B-15-010B
	ND5RC	1500	P5VPR	DI	15.05-		P51B-15-090
	ND5RC	1500	P5VPR	DI	15.05-		P51B-15-100B
	NB6C	1600	B6ZE	EPI	00.06-05.08	GWMZ-39A	B6BF-15-010F
	NA6CE	1600	B6	EGI	89.06-93.08	GWMZ-35A	B660-15-010E
	NB6C	1600	B6	EGI	97.12-00.06	GWMZ-39A	B6BF-15-010F
	NB8C	1800	BPVE	EPI	00.06-05.08	GWMZ-39A	B6BF-15-010F
	NB8C	1800	BPZET	TBO	04.02-05.08	GWMZ-39A	B6BF-15-010F
	NA8C	1800	BP	EGI	93.08-95.09	GWMZ-39A	B6BF-15-010F
	NA8C	1800	BP	GAS	95.08-97.11	GWMZ-39A	B6BF-15-010F
	NB8C	1800	BP	EGI	97.12-00.06	GWMZ-39A	B6BF-15-010F
	NCEC	2000	LFVE	EGI	05.08-	GWMZ-58A	LF94-15-100A
RX-7	FD3S	0	13BREW	TBO	00.10-02.08		N3A1-15-100A
	FD3S	0	13BREW	TBO	00.10-02.08		N3F1-15-010
	FC3S	0	13B	TBO	85.09-89.07		8AF1-15-100B
	FC3S	0	13B	TBO	85.09-89.07		8AF9-15-010A
	FC3S	0	13B	TBO	85.09-89.07		N318-15-010C
	FC3S	0	13B	TBO	85.09-89.07		N318-15-010E
	FC3S	0	13B	TBO	85.09-89.07		N319-15-010C
	FC3S	0	13B	TBO	85.09-89.07		N319-15-010E
	FC3C	0	13B	TBO	87.08-89.07		8AF1-15-100B

MAZDA

CAR NAME	MODEL	C.C.	ENGINE	N.B	YEAR	GMB NO.	OEM NO.
RX-7	FC3C	0	13B	TBO	87.08-89.07		8AF9-15-010A
	FC3C	0	13B	TBO	87.08-89.07		N318-15-010E
	FC3S	0	13B	TBO	89.01-91.10		N350-15-100
	FC3S	0	13B	TBO	89.01-91.10		N370-15-010
	FC3S	0	13B	TBO	89.01-91.10		N380-15-010A
	FC3C	0	13B	TBO	89.01-92.12		N350-15-100
	FC3C	0	13B	TBO	89.01-92.12		N370-15-010
	FC3C	0	13B	TBO	89.01-92.12		N380-15-010A
	FD3S	0	13B	TBO	91.10-00.09		N3A1-15-100A
	FD3S	0	13B	TBO	91.10-93.07		N3A1-15-010B
	FD3S	0	13B	TBO	91.10-93.07		N3A2-15-010B
	FD3S	0	13B	TBO	91.10-93.07		N3A2-15-010C
	FD3S	0	13B	TBO	91.10-96.01		N3C1-15-010D
	FD3S	0	13B	TBO	91.10-96.01		N3C2-15-010D
	FD3S	0	13B	TBO	95.12-00.09		N3F1-15-010
	S102A	382	10A		71.07-73.05		0866-15-130
	S102W	382	10A		71.07-73.05		1866-15-130
	S102A,S102W	982	10A		71.07-73.09	GWMZ-16A	1620-15-130C
	S124A	1146	12A		72.09-73.05	GWMZ-16A	1620-15-130A
	RX-8	SE3P	0	13BMSP	EGI	03.05-08.02	
SE3P		0	13BMSP	EGI	08.02-		N3R1-15-100
SCRUM	DG41B,DG41T,DG41V	550	F5B	GAS	89.05-90.03	GWS-22A	8BA1-15-010
	DH41T,DH41V	550	F5B	GAS	89.05-90.03	GWS-22A	8BA1-15-010
	DG41V,DH41V	550	F5B	TBO	89.05-90.03	GWS-22A	8BA1-15-010
	DG62T	660	K6A	EPI	01.09-02.05		1A09-15-010H
	DG62V,DG62W	660	K6A	EPI	01.09-05.09		1A09-15-010H
	DG62W	660	K6A	TBO	01.09-05.09		1A09-15-010H
	DG63T	660	K6A	EPI	02.05-10.05		1A09-15-010H
	DG64V,DG64W	660	K6A	EPI	05.09-07.07		1A20-15-010E
	DG64W	660	K6A	TBO	05.09-07.07		1A20-15-010E
	DG64W	660	K6A	EPI	07.07-10.05		1A21-15-010E
	DG64W	660	K6A	TBO	07.07-10.05		1A21-15-010E
	DG64V	660	K6A	EPI	07.07-15.03		1A21-15-010E
	DG64V	660	K6A	EPI	07.07-15.03		1A22-15-010B
	DG63T	660	K6A	EPI	10.05-13.09		1A23-15-010B
	DG64W	660	K6A	TBO	10.05-15.03		1A22-15-010B
	DG16T	660	R06A	EPI	13.09-		1A24-15-010A
	DG17V	660	R06A	EPI	15.03-		1A24-15-010A
	DG17W	660	R06A	TBO	15.03-		1A24-15-010A
	DG51B,DG51T,DG51V	660	F6A	GAS	90.02-91.09	GWS-14A	ZZSA-15-010A
	DH51T,DH51V	660	F6A	GAS	90.02-91.09	GWS-14A	ZZSA-15-010A
	DG51V,DH51V	660	F6A	TBO	90.02-91.09	GWS-14A	ZZSA-15-010A
	DL51V,DM51V	660	F6A	EPI	91.09-98.10	GWS-21A	ZZS0-15-010B
	DJ51B,DJ51T,DK51B	660	F6A	GAS	91.09-98.10	GWS-21A	ZZS0-15-010B
	DK51T,DL51V,DM51V	660	F6A	GAS	91.09-98.10	GWS-21A	ZZS0-15-010B
	DL51V,DM51V	660	F6A	TBO	91.09-98.10	GWS-21A	ZZS0-15-010B
	DJ51T,DK51T	660	F6A	TBO	97.04-98.10	GWS-21A	ZZS0-15-010B
	DG52T	660	F6A	GAS	99.01-99.12	GWMZ-65A	1A03-15-010
	DG52T,DG52V,DH52T	660	F6A	EPI	99.01-99.12	GWMZ-65A	1A03-15-010
	DH52V	660	F6A	EPI	99.01-99.12	GWMZ-65A	1A03-15-010
	DG52T,DG52V,DH52T	660	F6A	TBO	99.01-99.12	GWMZ-65A	1A03-15-010
	DH52V	660	F6A	TBO	99.01-99.12	GWMZ-65A	1A03-15-010

MAZDA

CAR NAME	MODEL	C.C.	ENGINE	N.B	YEAR	GMB NO.	OEM NO.
SCRUM	DG52W	660	F6A	TBO	99.12-00.05	GWMZ-65A	1A03-15-010
	DG52W	660	F6A	TBO	99.12-01.09	GWMZ-66A	1A06-15-010
	DG52T,DG52V,DH52T	660	F6A	EPI	99.12-01.09	GWMZ-66A	1A06-15-010
	DH52V	660	F6A	EPI	99.12-01.09	GWMZ-66A	1A06-15-010
SENTIA	HD5S	2500	J5	EGI	91.03-96.01	GWMZ-53A	JE48-15-010E
	HD5P	2500	J5	EGI	93.11-96.01	GWMZ-53A	JE48-15-010E
	HDES	3000	JE	EGI	91.03-96.01	GWMZ-53A	JE48-15-010E
	HDEP	3000	JE	EGI	93.11-96.01	GWMZ-53A	JE48-15-010E
	HEEA	3000	JE	GAS	95.10-97.10	GWMZ-53A	JE48-15-010E
	HEEA,HEEP	3000	JE	GAS	95.10-97.10		JEA6-15-010A
	HEEA,HEEP	3000	JE	EGI	97.09-00.09	GWMZ-53A	JE48-15-010E
HEEA,HEEP	3000	JE	EGI	97.09-00.09		JEA6-15-010A	
SPIANO	HF21S	660	K6A	EPI	02.02-04.10		1A12-15-010H
	HF21S	660	K6A	TBO	02.10-04.10		1A13-15-010D
	HF21S	660	K6A	EPI	04.10-06.04	GWMZ-62A*	1A18-15-010B
	HF21S	660	K6A	TBO	04.10-06.04		1A17-15-010B
	HF21S	660	K6A	EPI	04.10-08.09		1A17-15-010B
	HF21S	660	K6A	TBO	04.10-08.09	GWMZ-62A*	1A18-15-010B
TITAN	SYE6T	2000	FE	CNG	00.10-02.08	GWMZ-71A	8AS6-15-010A
	SYE6T	2000	FEC	LPG	00.10-10.08	GWMZ-71A	8AS6-15-010A
	SYE4T,SYE6T	2000	FEE	EGI	00.10-10.08	GWMZ-71A	8AS6-15-010A
	SYF4L,SYF4T,SYF6L	2000	RF	DTB	04.08-10.08	GWMZ-70A	RF2A-15-100C
	SYF6T	2000	RF	DTB	04.08-10.08	GWMZ-70A	RF2A-15-100C
	SYF4L,SYF4T,SYF6L	2000	RF	DTB	04.08-10.08		RF6C-15-010
	SYF6T	2000	RF	DTB	04.08-10.08		RF6C-15-010
	SY54L,SY54T,SY56L	2500	WL	DIE	00.10-04.08	GWMZ-49A	WL11-15-100E
	SY56T	2500	WL	DIE	00.10-04.08	GWMZ-49A	WL11-15-100E
	WE5AT	2500	XA	DIE	84.01-89.05	GWMZ-22A	SE01-15-100
	WG5AT	2500	XA	DIE	89.04-92.01	GWMZ-22A	SEA1-15-100B
	WHS5T	3000	VS	DIE	00.05-04.06		VS27-15-100A
	LLR85AN,LLR85AR	3000	4JJ1	DTB	07.02-09.05		1K01-15-100
	LLR85N,LLS85AN	3000	4JJ1	DTB	07.02-09.05		1K01-15-100
	LLS85AR,LMR85AN	3000	4JJ1	DTB	07.02-09.05		1K01-15-100
	LMR85AR,LMR85N	3000	4JJ1	DTB	07.02-09.05		1K01-15-100
	LMR85R,LMS85AN	3000	4JJ1	DTB	07.02-09.05		1K01-15-100
	LNR85AR,LPR85AR	3000	4JJ1	DTB	07.02-09.05		1K01-15-100
	LJR85A,LKR85A,LKR85R	3000	4JJ1	DTB	07.02-14.11		1K01-15-100
	LHR85A,LHS85A	3000	4JJ1	DTB	07.02-15.01		1K01-15-100
	LJR85AD,LKR85AD	3000	4JJ1	DTB	11.08-14.11		1K01-15-100
	LKR85AR,LKR85YA	3000	4JJ1	DTB	11.08-14.11		1K01-15-100
	WEFAD	3000	HA	DIE	84.01-89.05	GWMZ-22A	SEA1-15-100B
	WEF4C,WEF4T,WEFAT	3000	HA	DIE	84.01-89.05	GWMZ-22A	SE01-15-100
	WGFAT	3000	HA	DIE	89.04-95.05	GWMZ-22A	SEA1-15-100B
	WGFAD	3000	HA	DIE	89.05-92.01	GWMZ-22A	SEA1-15-100B
	WGSAT	3000	VS	DIE	95.05-99.04		VS10-15-100A
	WGSAT	3000	VS	DIE	99.04-00.05		VS21-15-100A
	LHR69,LHR69N	3100	4JG2	DIE	04.07-07.02	GWIS-45A	1K00-15-100
	LHR69,LHR69N	3100	4JG2	LPG	04.07-07.07	GWIS-45A	1K00-15-100
	LHS69A,LHS69AN	3100	4JG2	DIE	04.10-07.02	GWIS-45A	1K00-15-100
	LHS69AN	3100	4JG2	LPG	04.10-07.02	GWIS-45A	1K00-15-100
	WEL4C,WEL4H,WEL4T	3500	SL	DIE	84.01-87.02	GWMZ-40A*	SL01-15-100D
WELAE,WELAM	3500	SL	DIE	84.01-87.02	GWMZ-40A*	SL01-15-100D	

MAZDA

CAR NAME	MODEL	C.C.	ENGINE	N.B	YEAR	GMB NO.	OEM NO.
TITAN	WEL4C,WEL4H,WEL4T	3500	SL	DTB	84.01-87.02	GWMZ-40A*	SL01-15-100D
	WEL7T,WELAT	3500	SL	DTB	84.01-87.02	GWMZ-40A*	SL01-15-100D
	WEL1D,WELAD,WELAK	3500	SL	DTB	84.01-87.03	GWMZ-40A*	SL01-15-100D
	WEL4D,WELAC,WELAD	3500	SL	DIE	84.01-87.03	GWMZ-40A*	SL01-15-100D
	WELAK,WELAN,WELAT	3500	SL	DIE	84.01-87.03	GWMZ-40A*	SL01-15-100D
	WELAF	3500	SL	DIE	84.03-87.02	GWMZ-40A*	SL01-15-100D
	WELAF	3500	SL	DTB	84.03-87.02	GWMZ-40A*	SL01-15-100D
	WEL4C,WEL4H,WEL4M	3500	SL	DIE	87.02-89.05	GWMZ-40A	SLA1-15-100A
	WEL4T,WELAE,WELAF	3500	SL	DIE	87.02-89.05	GWMZ-40A	SLA1-15-100A
	WELAM,WELAT	3500	SL	DIE	87.02-89.05	GWMZ-40A	SLA1-15-100A
	WEL4C,WEL4H,WEL4T	3500	SL	DTB	87.02-89.05	GWMZ-40A	SLA1-15-100A
	WEL7T,WELAT	3500	SL	DTB	87.02-89.05	GWMZ-40A	SLA1-15-100A
	WEL1D,WELAD,WELAK	3500	SL	DTB	87.03-89.05	GWMZ-40A	SLA1-15-100A
	WEL4D,WELAC,WELAD	3500	SL	DIE	87.03-89.05	GWMZ-40A	SLA1-15-100A
	WELAK,WELAN	3500	SL	DIE	87.03-89.05	GWMZ-40A	SLA1-15-100A
	WGL4H,WGL4S	3500	SL	DIE	89.04-91.12	GWMZ-40A	SLA1-15-100A
	WGL4M,WGLAM	3500	SL	DIE	89.04-91.12	GWMZ-40A*	SLE1-15-100
	WGL4H,WGL4T,WGL7H	3500	SL	DTB	89.04-91.12	GWMZ-40A	SLA1-15-100A
	WGL7T,WGLAT	3500	SL	DTB	89.04-91.12	GWMZ-40A	SLA1-15-100A
	WGL4T,WGLAF,WGLAT	3500	SL	DIE	89.04-92.01	GWMZ-40A	SLA1-15-100A
	WGLAD	3500	SL	DIE	89.05-92.01	GWMZ-40A	SLA1-15-100A
	WGLAD	3500	SL	DTB	89.05-92.01	GWMZ-40A	SLA1-15-100A
	WGLAN	3500	SL	DIE	89.05-92.01	GWMZ-40A*	SLE1-15-100
	WGLAK	3500	SL	DIE	90.07-92.01	GWMZ-40A	SLA1-15-100A
	WGL4H,WGL4T,WGL7H	3500	SL	DTB	91.12-95.05	GWMZ-76A	SLN1-15-100B
	WGL4M,WGL4T,WGLAF	3500	SL	DIE	91.12-95.05	GWMZ-76A	SLN1-15-100B
	WGLAM,WGLAT	3500	SL	DIE	91.12-95.05	GWMZ-76A	SLN1-15-100B
	WGLAD,WGLAK,WGLAN	3500	SL	DIE	92.01-95.05	GWMZ-76A	SLN1-15-100B
	WHF5G	4100	TF	CNG	00.04-02.06		TFA2-15-100A
	WHF5D,WHF5G	4100	TF	DIE	00.04-04.06		TFA2-15-100A
	WHF5G	4100	TF	LPG	00.04-04.06		TFA2-15-100A
	WHF3F,WHF3G,WHF5T	4100	TF	DIE	00.05-04.06		TFA2-15-100A
	WHF5T	4100	TF	LPG	00.05-04.06		TFA2-15-100A
	WH65H	4100	TF	LPG	00.06-02.06		TFA2-15-100A
	WH6HH	4100	TF	LPG	02.06-04.06		TFA2-15-100A
	WE14L,WE14T,WE17T	4100	ZB	DIE	84.01-87.02		V101-15-100A
	WE11D,WE11T	4100	ZB	DIE	84.01-87.03		V101-15-100A
	WGT4H,WGT7H,WGT7T	4100	TF	DIE	89.04-91.12	GWMZ-52A	TF04-15-100B
	WGT4T,WGTAE,WGTAT	4100	TF	DIE	89.04-95.05	GWMZ-52A	TF04-15-100B
	WGT1D,WGTAD,WGTAK	4100	TF	DIE	89.05-95.05	GWMZ-52A	TF04-15-100B
	WGT7V	4100	TF	DIE	90.07-95.05	GWMZ-52A	TF04-15-100B
	WGTAE	4100	TF	LPG	94.10-95.05	GWMZ-52A	TF04-15-100B
	WGE1T,WGE4T,WGEAD	4100	TF	DIE	95.05-00.05	GWMZ-52A	TF04-15-100B
	WGEAH,WGEAT,WGFAK	4100	TF	DIE	95.05-00.05	GWMZ-52A	TF04-15-100B
	WGEAH	4100	TF	LPG	95.07-00.05	GWMZ-52A	TF04-15-100B
	WGEAT	4100	TF	LPG	98.12-99.04	GWMZ-52A	TF04-15-100B
	WH35H	4300	4HF1	DIE	00.04-02.06		1K04-15-100
	WH35D,WH38H	4300	4HF1	DIE	00.04-04.06		1K04-15-100
	WH33F,WH33G,WH35T	4300	4HF1	DIE	00.05-04.06		1K04-15-100
	WH3HD,WH3HH	4300	4HF1	DIE	00.06-04.06		1K04-15-100
	LKR81AN,LKR81N	4300	4HF1	CNG	04.07-07.07		1K04-15-100
	LPR81AN,LPR81N	4300	4HF1	CNG	04.07-07.07		1K04-15-100

MAZDA

CAR NAME	MODEL	C.C.	ENGINE	N.B	YEAR	GMB NO.	OEM NO.
TITAN	WG3AM,WG3AN	4300	4HF1	DIE	95.05-00.05		YJ20-15-100
	WG31T,WG34T,WG3AD	4300	4HF1	DIE	95.05-00.05		1K04-15-100
	WG3AH,WG3AT,WGJ4T	4300	4HF1	DIE	95.05-00.05		1K04-15-100
	WH63H,WH65D,WH65G	4600	4HG1	DIE	00.04-04.06		1K04-15-100
	WH65H,WH68G,WH68H	4600	4HG1	DIE	00.04-04.06		1K04-15-100
	WH68K	4600	4HG1	DIE	00.04-04.06		1K04-15-100
	WH63F,WH63G,WH65T	4600	4HG1	DIE	00.05-04.06		1K04-15-100
	WH69G,WH69H	4600	4HG1	DIE	00.05-04.06		1K04-15-100
	WH6HD,WH6HH	4600	4HG1	DIE	00.06-04.06		1K04-15-100
	LPR81AN,LPR81N	4600	4HG1	LPG	04.07-07.02		1K04-15-100
	LKR81AN,LKR81N	4600	4HG1	LPG	04.07-07.07		1K04-15-100
	LKR82AN,LKR82N	4600	4HV1	CNG	05.04-07.07		1K04-15-100
	LPR82AN,LPR82N	4600	4HV1	CNG	05.04-07.07		1K04-15-100
	WGM4H,WGM4S,WGM4T	4600	TM	DIE	91.12-95.05	GWMZ-52A	TF04-15-100B
	WGM7H,WGM7T	4600	TM	DIE	91.12-95.05	GWMZ-52A	TF04-15-100B
	WGM1D,WGMAD	4600	TM	DIE	92.01-95.05	GWMZ-52A	TF04-15-100B
	WGMAF	4600	TM	DIE	93.06-95.05	GWMZ-52A	TF04-15-100B
	WG61D,WG61H,WG61K	4600	4HG1	DIE	95.05-00.05		1K04-15-100
	WG61T,WG64H,WG64T	4600	4HG1	DIE	95.05-00.05		1K04-15-100
	WG67H,WG67T,WG6AD	4600	4HG1	DIE	95.05-00.05		1K04-15-100
	WG6AF,WG6AK,WG6AT	4600	4HG1	DIE	95.05-00.05		1K04-15-100
	WGZ4T	4600	4HG1	DIE	95.05-00.05		1K04-15-100
	LKR81A,LKR81AD	4800	4HL1	DIE	04.06-07.02		1K04-15-100
	LKR81AN,LKR81AR	4800	4HL1	DIE	04.06-07.02		1K04-15-100
	LKR81N,LKS81A	4800	4HL1	DIE	04.06-07.02		1K04-15-100
	LKS81AN,LKS81AR	4800	4HL1	DIE	04.06-07.02		1K04-15-100
	LKS81N	4800	4HL1	DIE	04.06-07.02		1K04-15-100
	LKR81R,LPR81AN	4800	4HL1	DIE	04.07-07.02		1K04-15-100
	LPR81AR,LPR81DR	4800	4HL1	DIE	04.07-07.02		1K04-15-100
	LPR81N,LPR81R	4800	4HL1	DIE	04.07-07.02		1K04-15-100
	LPS81AN,LPS81AR	4800	4HL1	DIE	04.07-07.02		1K04-15-100
	LPS81N	4800	4HL1	DIE	04.07-07.02		1K04-15-100
	LPR75N	5200	4HK1	DTB	07.02-09.05		1K02-15-100
TITAN/PARKWAY	EVB12,EVB13,EVB43	2000	VA		71.06-79.12	GWMZ-14A	0552-15-010G
TRIBUTE	EPEW	2000	YF	EGI	00.11-03.12		YF09-15-100
	EPEW	2000	YF	EGI	00.11-03.12		YF09-15-101
	EP3W	2300	L3	EGI	03.12-05.10	GWMZ-58A	L327-15-100A
	EPFW	3000	AJ	EGI	00.11-03.12	GWMZ-54A*	AJY1-15-010
	EPFW	3000	AJ	EGI	03.12-05.10	GWMZ-75A	AJ03-15-010G
VERISA	DC5R,DC5W	1500	ZYVE	EGI	04.06-	GWMZ-57A	ZJ01-15-010C
	DC5R/W	1500	ZY		04.08-	GWMZ-57A	ZJ01-15-010A

MERCEDES BENZ

CAR NAME	YEAR	MODEL / ENGINE / REMARK	GMB NO.	OEM NO.
MERCEDES BENTZ				
190	90-93	1.8L W201	GWBE-06A	102-200-0520
	85-93	2.0L W201	GWBE-06A	102-200-0520
	84-93	2.3L W201	GWBE-06A	102-200-0520
	88-93	2.5L W201	GWBE-06A	102-200-0520
200	76-80	2.0L W123	GWBE-02A	110-200-0920
200D	71-76	2.0L W115	GWBE-02A	121-200-0920
	76-85	2.0L W123	GWBE-02A	121-200-0920
	71-76	2.0L W115	GWBE-02A	121-200-0920
	76-79	2.0L W123	GWBE-02A	121-200-0920
230	69-76	2.3L W114	GWBE-02A	110-200-0920
	73-76	2.3L W115	GWBE-02A	110-200-0920
	76-80	2.3L W123	GWBE-02A	110-200-0920
230.6	71-76	2.3L W114 AUTOMATIC ENG#-003563	GWBE-01A	115200-01230
	71-76	2.3L W114 MANUAL ENG#-007681	GWBE-01A	115200-01230
240D	73-76	2.4L W115	GWBE-02A	110-200-0920
	76-85	2.4L W123	GWBE-02A	115-200-0020
	74-76	3.0L W115	GWBE-02A	115-200-0020
250	68-76	2.5L W114	GWBE-02A	115-200-0020
250 250C	72-76	2.8L W114 AUTOMATIC ENG#-006185	GWBE-01A	115200-01230
	72-76	2.8L W114 MANUAL ENG#-008600	GWBE-01A	115200-01230
280	72-76	2.8L W114	GWBE-02A	121-200-0920
280S	73-80	2.8L W116	GWBE-02A	121-200-0920
300D	76-85	3.0L W123	GWBE-02A	110-200-0920
350	72-80	3.5L W116	GWBE-03A	117-200-0801
350SL	71-80	3.5K R107	GWBE-03A	117-200-0801
450SE	73-80	4.5L W116	GWBE-03A	117-200-0801
450SL	73-80	4.5L R107	GWBE-03A	117-200-0801
220CE,220TE,200E C180,C200,C220 E220/T,E200/T, ML230,C230 SLK200,CLK200	92-93	1.8L	GWBE-04A	111-200-0401
	93-00	2.0L	GWBE-04A	111-200-4001
	93-98	2.2L	GWBE-04A	111-201-0401
	98-05	2.3L	GWBE-04A	111-200-0401
	96-02	2.3L	GWBE-04A	111-200-4001
C43AMG E430 CLK430,ML430 S430 C55AMG CLK55AMG G55AMG CL55AMG,S55AMG E55AMG ML55AMG SLK55AMG CL500 G500 ML500	98-00	V8 4.3L	GWBE-05A	112-200-0201
	98-99	V8 4.3L	GWBE-05A	112-200-0401
	99-00	V8 4.3L	GWBE-05A	112-200-1401
	00-	V8 4.3L	GWBE-05A	112-202-0110
	05-06	V5 5.5L	GWBE-05A	112-200-0201
	01-06	V5 5.5L	GWBE-05A	112-200-0401
	03-05	V5 5.5L	GWBE-05A	112-200-1401
	01-02	V5 5.5L	GWBE-05A	112-202-0110
	99-02	V5 5.5L	GWBE-05A	112-200-1101
	00-03	V5 5.5L	GWBE-05A	112-200-0123
	05-	V5 5.5L	GWBE-05A	112-200-0201
	00-	V8 5.0L	GWBE-05A	112-200-0401
	02-08	V8 5.0L	GWBE-05A	112-200-0201
	02-07	V8 5.0L	GWBE-05A	112-200-0401

MERCEDES BENZ

CAR NAME	YEAR	MODEL / ENGINE / REMARK	GMB NO.	OEM NO.
CLK320	98-03	V6 3.2L	GWBE-05A	112-200-0201
E320	98-05	V6 3.2L	GWBE-05A	112-200-0401
SLK320	01-03	V6 3.2L	GWBE-05A	112-200-1401
C280	98-99	V6 2.8L	GWBE-05A	112-202-0110
Coupe	87-92	2.3L C124	GWBE-06A	102-200-0520
KOMBI Estate	85-92	2.0L S124	GWBE-06A	102-200-0520
	85-92	2.3L S124	GWBE-06A	102-200-0520
Saloon	85-92	2.0L W124	GWBE-06A	102-200-0520
	84-93	2.3L W124	GWBE-06A	102-200-0520

MITSUBISHI

CAR NAME	MODEL	C.C.	ENGINE	N.B	YEAR	GMB NO.	OEM NO.
AIRTEK	CU2W	2000	4G63	ECI	01.03-05.09	GWM-81A	1300A069
	CU2W	2000	4G63	TBO	02.05-05.09	GWM-81A	1300A069
	CU4W	2400	4G64	GDI	01.03-04.01	GWM-81A	1300A069
	CU4W	2400	4G64	ECI	02.12-04.01	GWM-81A	1300A069
	CU5W	2400	4G69	ECI	04.01-05.09	GWM-78A	1300A066
ASPIRE	EA1A,EC1A	1800	4G93	GDI	98.08-00.05	GWM-59A	MD309756
	EA7A,EC7A	2000	4G94	GDI	00.05-02.12	GWM-59A	MD309756
BRAVO	U61V,U62V	660	3G83	ECI	11.12-14.02	GWM-64A	MD977210
	U61V,U62V	660	3G83	TBO	11.12-14.02	GWM-64A	MD977210
	DS64V	660	K6A	EPI	14.02-		MQ504562
	DS64V	660	K6A	TBO	14.02-		MQ504562
	DS17V	660	R06A	EPI	15.03-		MQ504561
	DS17V	660	R06A	TBO	15.03-		MQ504561
	U41V,U42V	660	3G83	ECI	90.12-94.01	GWM-64A	1300A040
	U41V,U42V	660	3G83	GAS	90.12-99.08	GWM-64A	1300A040
	U42V	660	3G83	TBO	91.12-94.01	GWM-64A	1300A040
	U41V	660	3G83	TBO	91.12-99.08	GWM-64A	1300A040
	U43V,U44V	660	4A30	GAS	93.12-99.08	GWM-72A	MD195193
	U43V,U44V	660	4A30	ECI	94.01-99.08	GWM-72A	MD195193
	U43V,U44V	660	4A30	TBO	94.01-99.08	GWM-72A	MD195193
CANTER	FB700A,FB700B	2000	4G63	MPI	03.07-10.11	GWM-61A	MD972934
	FA500A,FA500B	2000	4G63	GAS	97.06-99.04	GWM-61A	MD972934
	FA510A,FA510B,FA580B	2000	4G63	GAS	97.06-99.04	GWM-61A	MD972934
	FA590B	2000	4G63	GAS	97.06-99.04	GWM-61A	MD972934
	FB500A,FB500B	2000	4G63	ECI	99.05-10.11	GWM-61A	MD972934
	FB500BX,FB510A	2000	4G63	ECI	99.05-10.11	GWM-61A	MD972934
	FB510B	2000	4G63	ECI	99.05-10.11	GWM-61A	MD972934
	FA523B,FC563B	2400	4G64	LPG	96.11-99.04	GWM-61A	MD972934
	FB523BA,FE533BA	2400	4G64	LPG	99.05-10.11	GWM-61A	MD972934
	FE320E	2700	4DR5	DIE	85.10-87.11		ME996780
	FE320E	2700	4DR5	DIE	85.10-87.11		ME999410
	FB300A,FB300B	2700	4DR5	DIE	85.10-89.10		ME996781
	FB300A,FB300B	2700	4DR5	DIE	85.10-89.10		ME996782
	FB300A,FB300B	2700	4DR5	DIE	85.10-89.10		ME996783
	FE300B,FE300BP	2700	4DR5	DIE	85.10-89.10		ME996780
	FB300A,FB300B	2700	4DR5	DIE	85.10-89.10		ME999410
	FE300B,FE300BP	2700	4DR5	DIE	85.10-89.10		ME999410
	FB70AA,FB70AB	2800	4M40	DIE	02.05-04.08	GWM-67A	ME993475
	FB70ABX,FD70AB	2800	4M40	DIE	02.05-04.08	GWM-67A	ME993475
	FB308A,FB308B	2800	4DR7	DIE	89.11-93.10		ME994341
	FB308A,FB308B	2800	4DR7	DIE	89.11-93.10		ME996785
	FB308B	2800	4DR7	DIE	89.11-93.10		ME996786
	FB328BV	2800	4DR7	DIE	91.04-93.10		ME994341
	FB328BV	2800	4DR7	DIE	91.04-93.10		ME996785
	FD378B	2800	4DR7	DIE	92.09-93.10		ME996779
	FB501A,FB501B	2800	4M40	DIE	93.10-99.05	GWM-67A	ME993475
	FB511A,FB511B,FD501B	2800	4M40	DIE	93.10-99.05	GWM-67A	ME993475
	FB501A,FB501B	2800	4M40	DIE	93.10-99.05		ME995282
	FB511A,FB511B,FD501B	2800	4M40	DIE	93.10-99.05		ME995282
	FB501B	2800	4M40	LPG	96.02-97.07	GWM-61A	MD972934
	FB50AA,FB50AB	2800	4M40	DIE	99.03-02.06	GWM-67A	ME993475
	FB51AA,FB51AB,FD50AB	2800	4M40	DIE	99.03-02.06	GWM-67A	ME993475

MITSUBISHI

CAR NAME	MODEL	C.C.	ENGINE	N.B	YEAR	GMB NO.	OEM NO.
CANTER	FE71BBS,FE72BB	3000	4M42	DTB	04.04-10.11	GWM-67A	ME993476
	FE72BEV,FE73BC	3000	4M42	DTB	04.04-10.11	GWM-67A	ME993476
	FE73BEV	3000	4M42	DTB	04.04-10.11	GWM-67A	ME993476
	FE71BBD	3000	4M42	DTB	04.04-11.08	GWM-67A	ME993476
	FE70BB,FE70BBS	3000	4M42	DTB	04.04-11.09	GWM-67A	ME993476
	FE70BS,FE71BSD	3000	4M42	DTB	04.04-11.09	GWM-67A	ME993476
	FE72BCS,FE72BE	3000	4M42	DTB	04.04-11.09	GWM-67A	ME993476
	FE72BES,FE73BB	3000	4M42	DTB	04.04-11.09	GWM-67A	ME993476
	FB70BB	3000	4M42	DTB	04.07-06.08	GWM-67A	ME993476
	FD70BB	3000	4M42	DTB	04.12-07.02	GWM-67A	ME993476
	FE73B,FE74B	3000	4M42	DTB	06.04-11.07	GWM-67A	ME993476
	FE74BV	3000	4M42	DTB	06.04-11.09	GWM-67A	ME993476
	FE84B	3000	4M42	DTB	06.04-11.11	GWM-67A	ME993476
	FE70B,FE72B	3000	4M42	DTB	06.06-11.09	GWM-67A	ME993476
	FB70B,FD70B,FE73BN	3000	4M42	DTB	06.08-10.11	GWM-67A	ME993476
	FE74BEV	3000	4M42	DTB	06.08-10.11	GWM-67A	ME993476
	FE71BD,FE74BSV	3000	4M42	DTB	06.08-11.09	GWM-67A	ME993476
	FE82BS	3000	4M42	DTB	06.12-11.09	GWM-67A	ME993476
	FE82B	3000	4M42	DTB	06.12-11.11	GWM-67A	ME993476
	FE84BV	3000	4M42	DTB	07.06-11.07	GWM-67A	ME993476
	FBA00,FBA20,FBA30	3000	4P10	DTB	10.10-		MK667228
	FBA60,FEA20,FEA50	3000	4P10	DTB	10.10-		MK667228
	FEA80,FEB20,FEB50	3000	4P10	DTB	10.10-		MK667228
	FEB80,FEB90,FEC90	3000	4P10	DTB	10.10-		MK667228
	FEA70	3000	4P10	DTB	10.10-12.03		MK667228
	25600	3000	4P10	DTB	10.10-13.12		MK667228
	FDA00,FDA20,FDA40	3000	4P10	DTB	11.04-		MK667228
	FGA20,FGA50,FGB70	3000	4P10	DTB	11.04-		MK667228
	FEA13,FEA53,FEB73	3000	4P10	DTB	12.03-		MK667228
	FEA13,FEA53,FEB73	3000	4P10	DTB	12.03-		MX901704
	FBA50	3000	4P10	DTB	12.12-		MK667228
	FE434ED	3300	4D31T	DTB	85.09-87.11	GWM-33A	ME993513
	FE434ED	3300	4D31T	DTB	85.09-87.11		ME999702
	FE431E	3300	4D30	DIE	85.09-89.10	GWM-33A	ME993513
	FE431E	3300	4D30	DIE	85.09-89.10		ME999702
	FE434C,FE434E	3300	4D31T	DTB	85.09-89.10	GWM-33A	ME993513
	FE434EV,FE434F	3300	4D31T	DTB	85.09-89.10	GWM-33A	ME993513
	FE444C,FE444E	3300	4D31T	DTB	85.09-89.10	GWM-33A	ME993513
	FE444EV,FE444F	3300	4D31T	DTB	85.09-89.10	GWM-33A	ME993513
	FE434C,FE434E	3300	4D31T	DTB	85.09-89.10		ME999702
	FE434EV,FE434F	3300	4D31T	DTB	85.09-89.10		ME999702
	FE444C,FE444E	3300	4D31T	DTB	85.09-89.10		ME999702
	FE444EV,FE444F	3300	4D31T	DTB	85.09-89.10		ME999702
	FE334B,FE334E	3300	4D31T	DTB	85.10-89.10	GWM-33A	ME993513
	FE334EV	3300	4D31T	DTB	85.10-89.10	GWM-33A	ME993513
	FE334B,FE334E	3300	4D31T	DTB	85.10-89.10		ME999702
	FE334EV	3300	4D31T	DTB	85.10-89.10		ME999702
	FE301B,FE301BD	3300	4D30	DIE	85.10-93.10	GWM-33A	ME993513
	FE311B,FE311BD	3300	4D30	DIE	85.10-93.10	GWM-33A	ME993513
	FE311BN,FE331E	3300	4D30	DIE	85.10-93.10	GWM-33A	ME993513
	FE301B,FE301BD	3300	4D30	DIE	85.10-93.10		ME999702
	FE311B,FE311BD	3300	4D30	DIE	85.10-93.10		ME999702

MITSUBISHI

CAR NAME	MODEL	C.C.	ENGINE	N.B	YEAR	GMB NO.	OEM NO.
CANTER	FE311BN,FE331E	3300	4D30	DIE	85.10-93.10		ME999702
	FE321E	3300	4D30	DIE	87.11-93.10	GWM-33A	ME993513
	FE321E	3300	4D30	DIE	87.11-93.10		ME999702
	FE301B,FE301BD	3300	4D30	DIE	89.11-93.10		ME997702
	FE311B,FE311BD	3300	4D30	DIE	89.11-93.10		ME997702
	FE311BN,FE321E	3300	4D30	DIE	89.11-93.10		ME997702
	FE331E	3300	4D30	DIE	89.11-93.10		ME997702
	FE445EV,FE445F	3600	4D32	DIE	85.09-87.11	GWM-33A	ME993513
	FE465E	3600	4D32	DIE	85.09-87.11	GWM-33A	ME993513
	FE445EV,FE445F	3600	4D32	DIE	85.09-87.11		ME999702
	FE465E	3600	4D32	DIE	85.09-87.11		ME999702
	FE425EV,FE435ED	3600	4D32	DIE	85.09-89.10	GWM-33A	ME993513
	FE425EV,FE435ED	3600	4D32	DIE	85.09-89.10		ME999702
	FE425E,FE435C	3600	4D32	DIE	85.09-93.10	GWM-33A	ME993513
	FE435E,FE435EV	3600	4D32	DIE	85.09-93.10	GWM-33A	ME993513
	FE435F,FE445C,FE445E	3600	4D32	DIE	85.09-93.10	GWM-33A	ME993513
	FE425E,FE435C	3600	4D32	DIE	85.09-93.10		ME999702
	FE435E,FE435EV	3600	4D32	DIE	85.09-93.10		ME999702
	FE435F,FE445C,FE445E	3600	4D32	DIE	85.09-93.10		ME999702
	FE325BV,FE325EV	3600	4D32	DIE	85.10-89.10		ME999702
	FE335BV	3600	4D32	DIE	85.10-89.10		ME999702
	FE325EV,FE335BV	3600	4D32	DIE	85.10-89.10	GWM-33A	ME993513
	FG335B,FG435E	3600	4D32	DIE	85.10-89.10	GWM-33A	ME993513
	FG435ED	3600	4D32	DIE	85.10-89.10	GWM-33A	ME993513
	FE305B,FE305BD	3600	4D32	DIE	85.10-93.10	GWM-33A	ME993513
	FE315B,FE315BD	3600	4D32	DIE	85.10-93.10	GWM-33A	ME993513
	FE315BN,FE325BV	3600	4D32	DIE	85.10-93.10	GWM-33A	ME993513
	FE325E,FE335B,FE335E	3600	4D32	DIE	85.10-93.10	GWM-33A	ME993513
	FE335EV,FE355E	3600	4D32	DIE	85.10-93.10	GWM-33A	ME993513
	FE305B,FE305BD	3600	4D32	DIE	85.10-93.10		ME999702
	FE315B,FE315BD	3600	4D32	DIE	85.10-93.10		ME999702
	FE315BN,FE325E	3600	4D32	DIE	85.10-93.10		ME999702
	FE335B,FE335E	3600	4D32	DIE	85.10-93.10		ME999702
	FE335EV,FE355E	3600	4D32	DIE	85.10-93.10		ME999702
	FG335C,FG335E	3600	4D32	DIE	85.12-89.10	GWM-33A	ME993513
	FG325B	3600	4D32	DIE	85.12-93.10	GWM-33A	ME993513
	FG335BD	3600	4D32	DIE	86.07-93.10	GWM-33A	ME993513
	FE305BD,FE315BD	3600	4D32	DIE	89.10-93.10		ME997702
	FE325E,FE335B,FE335E	3600	4D32	DIE	89.10-93.10		ME997702
	FE335EV,FE355E	3600	4D32	DIE	89.10-93.10		ME997702
	FE425E,FE435C,FE435E	3600	4D32	DIE	89.10-93.10		ME997702
	FE435EV,FE435F	3600	4D32	DIE	89.10-93.10		ME997702
	FE305B,FE315B	3600	4D32	DIE	89.11-93.10		ME997702
	FE315BN,FE445C	3600	4D32	DIE	89.11-93.10		ME997702
	FE445E	3600	4D32	DIE	89.11-93.10		ME997702
	FE325BV	3600	4D32	DIE	90.10-93.10		ME997702
	FE516BN	3600	4D36	DIE	93.10-96.11	GWM-65A	ME995424
	FE516B,FE516BC	3600	4D36	DIE	93.10-99.04	GWM-65A	ME995424
	FE516BD,FE516BT	3600	4D36	DIE	93.10-99.04	GWM-65A	ME995424
	FE536E,FE636E	3600	4D36	DIE	93.10-99.04	GWM-65A	ME995424
	FE566B	3600	4D36	DIE	96.10-99.04	GWM-65A	ME995424
	FE73CB,FE73CEV	3900	4D34	CNG	02.05-07.10	GWM-65A	ME995424

MITSUBISHI

CAR NAME	MODEL	C.C.	ENGINE	N.B	YEAR	GMB NO.	OEM NO.
CANTER	FE82CEV,FE83CEV	3900	4D34	CNG	02.05-07.10	GWM-65A	ME995424
	FE73CB,FE73CEV	3900	4D34	LPG	02.05-07.10	GWM-65A	ME995424
	FE82CEV,FE83CEV	3900	4D34	LPG	02.05-07.10	GWM-65A	ME995424
	FE439E,FE439EV	3900	4D34T	DTB	89.10-93.10	GWM-68A	ME993515
	FE439F,FE449E,FE449F	3900	4D34T	DTB	89.10-93.10	GWM-68A	ME993515
	FE439E,FE439EV	3900	4D34T	DTB	89.10-93.10		ME993526
	FE439F,FE449E,FE449F	3900	4D34T	DTB	89.10-93.10		ME993526
	FE449C	3900	4D34T	DTB	89.11-93.10	GWM-68A	ME993515
	FE449C	3900	4D34T	DTB	89.11-93.10		ME993526
	FE439EV,FE439F	3900	4D34	DTB	89.11-93.10	GWM-68A	ME993515
	FE449F	3900	4D34	DTB	89.11-93.10	GWM-68A	ME993515
	FE639EV,FE639F	3900	4D34	DTB	93.10-96.11	GWM-65A	ME995424
	FE649C,FE649F	3900	4D34	DTB	93.10-96.11	GWM-65A	ME995424
	FE639E,FE649E	3900	4D34	DTB	93.10-99.04	GWM-65A	ME995424
	FE659F	3900	4D34	DTB	95.03-96.11	GWM-65A	ME995424
	FE659E	3900	4D34	DTB	95.03-99.04	GWM-65A	ME995424
	FE639G,FE649G	3900	4D34	DTB	96.10-99.04	GWM-65A	ME995424
	FE659C,FE659G	3900	4D34	DTB	96.10-99.04	GWM-65A	ME995424
	FE669EV	3900	4D34	DIE	96.10-99.04	GWM-65A	ME995424
	FF659F	3900	4D34	DTB	96.11-99.05	GWM-65A	ME995424
	FE70CB,FE71CBD	4200	4D33	DIE	02.05-04.08	GWM-65A	ME995424
	FE72CB,FE72CE	4200	4D33	DIE	02.05-04.08	GWM-65A	ME995424
	FE73CB,FE73CEV	4200	4D33	DIE	02.05-07.10	GWM-65A	ME995424
	FE82CE,FE83CEV	4200	4D33	DIE	02.05-07.10	GWM-65A	ME995424
	FE437E,FE437EV	4200	4D33	DIE	87.08-93.10	GWM-33A	ME993513
	FE437F	4200	4D33	DIE	87.08-93.10	GWM-33A	ME993513
	FE447E,FE467E	4200	4D33	DIE	87.09-93.10	GWM-33A	ME993513
	FE447EV	4200	4D33	DIE	87.10-89.10	GWM-33A	ME993513
	FE447C,FE447F	4200	4D33	DIE	87.10-93.10	GWM-33A	ME993513
	FE317BD,FE337B	4200	4D33	DIE	87.11-93.10	GWM-33A	ME993513
	FE337BH,FE337EV	4200	4D33	DIE	89.10-93.10		ME993521
	FE337B,FE337BH	4200	4D33	DIE	89.10-93.10		ME993526
	FE337E,FE337EV	4200	4D33	DIE	89.10-93.10		ME993526
	FE337BH,FE337E	4200	4D33	DIE	89.10-93.10	GWM-33A	ME993513
	FE337EV,FE437C	4200	4D33	DIE	89.10-93.10	GWM-33A	ME993513
	FE337B,FE337BH	4200	4D33	DIE	89.10-93.10	GWM-68A	ME993515
	FE337E,FE337EV	4200	4D33	DIE	89.10-93.10	GWM-68A	ME993515
	FE437C,FE437E	4200	4D33	DIE	89.10-93.10	GWM-68A	ME993515
	FE437EV,FE437F	4200	4D33	DIE	89.10-93.10	GWM-68A	ME993515
	FE447C,FE447E,FE447F	4200	4D33	DIE	89.10-93.10	GWM-68A	ME993515
	FE317BN	4200	4D33	DIE	89.11-93.10		ME993526
	FE307BD,FE317B	4200	4D33	DIE	89.11-93.10	GWM-68A	ME993515
	FE317BD,FE317BN	4200	4D33	DIE	89.11-93.10	GWM-68A	ME993515
	FE467E	4200	4D33	DIE	89.11-93.10	GWM-68A	ME993515
	FE307BD,FE317B	4200	4D33	DIE	89.11-93.10	GWM-33A	ME993513
	FE317BN,FG327B	4200	4D33	DIE	89.11-93.10	GWM-33A	ME993513
	FG337B,FG337BD	4200	4D33	DIE	89.11-93.10	GWM-33A	ME993513
	FG337C,FG337E,FG437E	4200	4D33	DIE	89.11-93.10	GWM-33A	ME993513
	FE337E	4200	4D33	DIE	90.10-93.10		ME993521
	FE537ET,FE637F	4200	4D33	DIE	93.10-95.03	GWM-65A	ME995424
	FG537BD,FG537BT	4200	4D33	DIE	93.10-95.03	GWM-65A	ME995424
	FE517BN,FE537E	4200	4D33	DIE	93.10-96.11	GWM-65A	ME995424

MITSUBISHI

CAR NAME	MODEL	C.C.	ENGINE	N.B	YEAR	GMB NO.	OEM NO.
CANTER	FE637EV	4200	4D33	DIE	93.10-96.11	GWM-65A	ME995424
	FE507B,FE507BT	4200	4D33	DIE	93.10-99.04	GWM-65A	ME995424
	FE517B,FE517BC	4200	4D33	DIE	93.10-99.04	GWM-65A	ME995424
	FE517BD,FE537B	4200	4D33	DIE	93.10-99.04	GWM-65A	ME995424
	FE537EV,FE637C	4200	4D33	DIE	93.10-99.04	GWM-65A	ME995424
	FE637E,FE637ET	4200	4D33	DIE	93.10-99.04	GWM-65A	ME995424
	FE527E,FE527ET	4200	4D33	DIE	95.03-99.04	GWM-65A	ME995424
	FE537BD	4200	4D33	DIE	95.03-99.04	GWM-65A	ME995424
	FE537B	4200	4D33	LPG	96.05-97.07	GWM-61A	MD972934
	FE567B,FE567EV	4200	4D33	DIE	96.10-99.04	GWM-65A	ME995424
	FE667EV	4200	4D33	DIE	96.10-99.04	GWM-65A	ME995424
	FG507B,FG507BD	4200	4D33	DIE	96.11-99.05	GWM-65A	ME995424
	FE567EV,FE667EV	4200	4D33	CNG	98.10-99.04	GWM-65A	ME995424
	FE50CBT,FE51CB	4200	4D33	DIE	99.03-02.05	GWM-65A	ME995424
	FE51CBD,FE51CBT	4200	4D33	DIE	99.03-02.05	GWM-65A	ME995424
	FE51CBTD,FE52CB	4200	4D33	DIE	99.03-02.05	GWM-65A	ME995424
	FE52CE,FE52CET	4200	4D33	DIE	99.03-02.05	GWM-65A	ME995424
	FE63CET	4200	4D33	DIE	99.03-02.05	GWM-65A	ME995424
	FE53CEV	4200	4D33	DIE	99.04-02.05	GWM-65A	ME995424
	FE50CB,FE53CB	4200	4D33	DIE	99.05-02.05	GWM-65A	ME995424
	FE53CE,FE63CE	4200	4D33	DIE	99.05-02.05	GWM-65A	ME995424
	FE63CEV	4200	4D33	DIE	99.05-02.06	GWM-65A	ME995424
	FE518B,FE518BN	4600	4D35	DIE	93.10-96.11	GWM-65A	ME995424
	FE538EV,FE638EV	4600	4D35	DIE	93.10-96.11	GWM-65A	ME995424
	FE638F,FE648F	4600	4D35	DIE	93.10-96.11	GWM-65A	ME995424
	FE508B,FE518BD	4600	4D35	DIE	93.10-99.04	GWM-65A	ME995424
	FE538B,FE538E,FE638C	4600	4D35	DIE	93.10-99.04	GWM-65A	ME995424
	FE638E,FE648C,FE648E	4600	4D35	DIE	93.10-99.04	GWM-65A	ME995424
	FG538B,FG538BD	4600	4D35	DIE	93.10-99.05	GWM-65A	ME995424
	FG538BT,FG538E	4600	4D35	DIE	93.10-99.05	GWM-65A	ME995424
	FG638E	4600	4D35	DIE	93.10-99.05	GWM-65A	ME995424
	FE538C,FE658F	4600	4D35	DIE	95.03-96.11	GWM-65A	ME995424
	FE528E,FE538BD	4600	4D35	DIE	95.03-99.04	GWM-65A	ME995424
	FE548B,FE548C,FE548E	4600	4D35	DIE	95.03-99.04	GWM-65A	ME995424
	FE638EN,FE638G	4600	4D35	DIE	95.03-99.04	GWM-65A	ME995424
	FE658C,FE658E	4600	4D35	DIE	95.03-99.04	GWM-65A	ME995424
	FE568B,FE568C	4600	4D35	DIE	96.10-99.04	GWM-65A	ME995424
	FE568EV,FE648G	4600	4D35	DIE	96.10-99.04	GWM-65A	ME995424
	FE658G,FE668EV	4600	4D35	DIE	96.10-99.04	GWM-65A	ME995424
	FF658F,FG508B	4600	4D35	DIE	96.11-99.05	GWM-65A	ME995424
	FG508BD	4600	4D35	DIE	96.11-99.05	GWM-65A	ME995424
	FE83DCY,FE83DEN	4900	4M50	DTB	02.05-04.04	GWM-97A	ME995072
	FE83DEY	4900	4M50	DTB	02.05-04.04	GWM-97A	ME995072
	FF83DFY,FF83DHY	4900	4M50	DTB	02.05-06.08	GWM-97A	ME995072
	FF83DFY,FF83DHY	4900	4M50	DTB	02.05-06.08		ME993898
	FE83DGN,FE83DGY	4900	4M50	DTB	02.05-07.11	GWM-97A	ME995072
	FE83DJZ	4900	4M50	DTB	02.05-07.11	GWM-97A	ME995072
	FE83DGN,FE83DGY	4900	4M50	DTB	02.05-07.11		ME993898
	FE83DJZ	4900	4M50	DTB	02.05-07.11		ME993898
	FE82DE,FE82DEV	4900	4M50	DTB	02.05-10.11	GWM-97A	ME995072
	FE82DEX	4900	4M50	DTB	02.05-10.11	GWM-97A	ME995072
	FE82DE,FE82DEV	4900	4M50	DTB	02.05-10.11		ME993898

MITSUBISHI

CAR NAME	MODEL	C.C.	ENGINE	N.B	YEAR	GMB NO.	OEM NO.
CANTER	FE82DEX	4900	4M50	DTB	02.05-10.11		ME993898
	FE82DG	4900	4M50	DTB	02.05-11.09	GWM-97A	ME995072
	FE82DG	4900	4M50	DTB	02.05-11.09		ME993898
	FE83DC,FE83DCY	4900	4M50	DTB	04.02-07.11		ME994451
	FE83DGN,FE83DJZ	4900	4M50	DTB	04.02-07.11		ME994451
	FE83DC,FE83DCX	4900	4M50	DTB	04.02-07.11		ME993898
	FE83DCY,FE83DEN	4900	4M50	DTB	04.02-07.11		ME993898
	FE83DEY,FE88DEV	4900	4M50	DTB	04.02-07.11		ME993898
	FE78DEV	4900	4M50	DTB	04.02-09.04		ME993898
	FE78DV	4900	4M50	DTB	04.02-09.04		ME994451
	FE83DEN,FE83DEY	4900	4M50	DTB	04.02-09.06		ME994451
	FE83DGY	4900	4M50	DTB	04.02-09.06		ME994451
	FE82DE	4900	4M50	DTB	04.02-10.11		ME994451
	FE70DB,FE71DBD	4900	4M50	DTB	04.02-11.07		ME993898
	FE72DB,FE72DC,FE72DE	4900	4M50	DTB	04.02-11.07		ME993898
	FE72DEV,FE73DB	4900	4M50	DTB	04.02-11.07		ME993898
	FE73DBX,FE73DBY	4900	4M50	DTB	04.02-11.07		ME993898
	FE73DC,FE73DCX	4900	4M50	DTB	04.02-11.07		ME993898
	FE73DCY,FE73DEN	4900	4M50	DTB	04.02-11.07		ME993898
	FE73DEX,FE73DEY	4900	4M50	DTB	04.02-11.07		ME993898
	FE71DB,FE71DD,FE72D	4900	4M50	DTB	04.02-11.07		ME994451
	FE73D,FE73DB,FE73DBY	4900	4M50	DTB	04.02-11.07		ME994451
	FE73DCY,FE73DEY	4900	4M50	DTB	04.02-11.07		ME994451
	FE73DN,FE73DY	4900	4M50	DTB	04.02-11.07		ME994451
	FE70D,FE70DB	4900	4M50	DTB	04.02-11.08		ME994451
	FE82DC	4900	4M50	DTB	04.02-11.09		ME993898
	FE82DC,FE82DG	4900	4M50	DTB	04.02-11.09		ME994451
	FE71DBD	4900	4M50	DTB	04.04-10.11		ME994451
	FG70DB,FG70DBD	4900	4M50	DTB	04.07-06.08		ME994025
	FG72DB,FG72DE	4900	4M50	DTB	04.07-06.08		ME994025
	FG73DC,FG73DCD	4900	4M50	DTB	04.07-06.08		ME993898
	FG73DE,FG82DE,FG83DE	4900	4M50	DTB	04.07-06.08		ME993898
	FG88DE	4900	4M50	DTB	04.07-06.08		ME993898
	FG72DC	4900	4M50	DTB	04.07-10.11		ME994025
	FG73DD	4900	4M50	DTB	04.07-10.11		ME993898
	FF83DY	4900	4M50	DTB	06.08-10.11		ME994451
	FG70D,FG70DD,FG72D	4900	4M50	DTB	06.08-10.11		ME994025
	FF83DY,FG73D,FG82D	4900	4M50	DTB	06.08-10.11		ME993898
	FG83D,FG88D	4900	4M50	DTB	06.08-10.11		ME993898
	FE82D	4900	4M50	DTB	06.08-11.07		ME994451
	FE88DV	4900	4M50	DTB	06.12-10.11		ME994451
	FE74DV	4900	4M50	DTB	06.12-11.07		ME994451
	FE82D	4900	4M50	DTB	06.12-11.07		ME993898
	FE83D,FE83DN,FE83DY	4900	4M50	DTB	06.12-11.11		ME993898
	FE83DZ	4900	4M50	DTB	06.12-11.11		ME993898
	FE83D,FE83DN,FE83DY	4900	4M50	DTB	06.12-11.11		ME994451
	FE83DZ,FE84DV	4900	4M50	DTB	06.12-11.11		ME994451
	FG74D	4900	4M50	DTB	07.06-11.07		ME994554
	FG84D	4900	4M50	DTB	07.06-11.07		ME994451
	FE63DEV,FE63DEY	4900	4M50	DTB	99.03-02.05	GWM-97A	ME995072
	FE63DGX,FE63DGY	4900	4M50	DTB	99.03-02.05	GWM-97A	ME995072
	FE63DCY,FE63DG	4900	4M50	DTB	99.04-02.05	GWM-97A	ME995072

MITSUBISHI

CAR NAME	MODEL	C.C.	ENGINE	N.B	YEAR	GMB NO.	OEM NO.
CANTER	FF63DFY	4900	4M50	DTB	99.04-02.06	GWM-97A	ME995072
	FE63DE,FE63DEX	4900	4M50	DTB	99.05-02.05	GWM-97A	ME995072
	FF63DHY	4900	4M50	DTB	99.05-02.06	GWM-97A	ME995072
	FG70EB,FG70EBD	5200	4M51	DIE	02.05-04.08		ME995528
	FG72EB,FG72EC,FG72EE	5200	4M51	DIE	02.05-04.08		ME995528
	FE70EB,FE70EBD	5200	4M51	DIE	02.05-04.08	GWM-97A	ME995072
	FE71EBD,FE72EB	5200	4M51	DIE	02.05-04.08	GWM-97A	ME995072
	FE72EC,FE72EE	5200	4M51	DIE	02.05-04.08	GWM-97A	ME995072
	FE72EEV,FE73EB	5200	4M51	DIE	02.05-04.08	GWM-97A	ME995072
	FE73EBX,FE73EBY	5200	4M51	DIE	02.05-04.08	GWM-97A	ME995072
	FE73EC,FE73ECX	5200	4M51	DIE	02.05-04.08	GWM-97A	ME995072
	FE73ECY,FE73EEN	5200	4M51	DIE	02.05-04.08	GWM-97A	ME995072
	FE73EEX,FE73EEY	5200	4M51	DIE	02.05-04.08	GWM-97A	ME995072
	FE78EEV,FE82EC	5200	4M51	DIE	02.05-04.08	GWM-97A	ME995072
	FE82EE,FE82EEV	5200	4M51	DIE	02.05-04.08	GWM-97A	ME995072
	FE82EEX,FE82EG	5200	4M51	DIE	02.05-04.08	GWM-97A	ME995072
	FE83EC,FE83ECX	5200	4M51	DIE	02.05-04.08	GWM-97A	ME995072
	FE83ECY,FE83EEN	5200	4M51	DIE	02.05-04.08	GWM-97A	ME995072
	FE83EEV,FE83EEY	5200	4M51	DIE	02.05-04.08	GWM-97A	ME995072
	FE83EGN,FE83EGY	5200	4M51	DIE	02.05-04.08	GWM-97A	ME995072
	FE88EEV,FF83EFY	5200	4M51	DIE	02.05-04.08	GWM-97A	ME995072
	FF83EHY,FG73EB	5200	4M51	DIE	02.05-04.08	GWM-97A	ME995072
	FG73EBD,FG73EC	5200	4M51	DIE	02.05-04.08	GWM-97A	ME995072
	FG73ED,FG73EE,FG82EE	5200	4M51	DIE	02.05-04.08	GWM-97A	ME995072
	FG83EE,FG88EE	5200	4M51	DIE	02.05-04.08	GWM-97A	ME995072
	FE512BD,FE532B	5200	4M51	DIE	97.11-99.05	GWM-97A	ME995072
	FE532BD,FE542B	5200	4M51	DIE	97.11-99.05	GWM-97A	ME995072
	FE542C,FE542E,FE562B	5200	4M51	DIE	97.11-99.05	GWM-97A	ME995072
	FE562C,FE562E	5200	4M51	DIE	97.11-99.05	GWM-97A	ME995072
	FE562EV,FE632C	5200	4M51	DIE	97.11-99.05	GWM-97A	ME995072
	FE632EN,FE632G	5200	4M51	DIE	97.11-99.05	GWM-97A	ME995072
	FE642C,FE642E,FE642G	5200	4M51	DIE	97.11-99.05	GWM-97A	ME995072
	FE652C,FE652E,FE652G	5200	4M51	DIE	97.11-99.05	GWM-97A	ME995072
	FE662E,FE662EV	5200	4M51	DIE	97.11-99.05	GWM-97A	ME995072
	FE50EB,FE50EBT	5200	4M51	DIE	99.03-02.05	GWM-97A	ME995072
	FE51EBD,FE52EB	5200	4M51	DIE	99.03-02.05	GWM-97A	ME995072
	FE52EE,FE53EB	5200	4M51	DIE	99.03-02.05	GWM-97A	ME995072
	FE53EBD,FE53EBX	5200	4M51	DIE	99.03-02.05	GWM-97A	ME995072
	FE53EC,FE53EE	5200	4M51	DIE	99.03-02.05	GWM-97A	ME995072
	FE53EEV,FE53EEX	5200	4M51	DIE	99.03-02.05	GWM-97A	ME995072
	FE62EE,FE63ECX	5200	4M51	DIE	99.03-02.05	GWM-97A	ME995072
	FE63ECY,FE63EE	5200	4M51	DIE	99.03-02.05	GWM-97A	ME995072
	FE63EEV,FE63EEX	5200	4M51	DIE	99.03-02.05	GWM-97A	ME995072
	FE63EEY,FE63EG	5200	4M51	DIE	99.03-02.05	GWM-97A	ME995072
	FE63EGY	5200	4M51	DIE	99.03-02.05	GWM-97A	ME995072
	FG50EB	5200	4M51	DIE	99.03-02.06		ME995528
	FG53EBD	5200	4M51	DIE	99.03-02.06	GWM-97A	ME995072
	FG50EBD	5200	4M51	DIE	99.04-02.06		ME995528
	FF63EFY,FG53EB	5200	4M51	DIE	99.04-02.06	GWM-97A	ME995072
	FG53EC,FG53EE,FG63EE	5200	4M51	DIE	99.04-02.06	GWM-97A	ME995072
	FE53ECX,FE59EEV	5200	4M51	DIE	99.05-02.05	GWM-97A	ME995072
	FE63EC,FE63EEN	5200	4M51	DIE	99.05-02.05	GWM-97A	ME995072

MITSUBISHI

CAR NAME	MODEL	C.C.	ENGINE	N.B	YEAR	GMB NO.	OEM NO.
CANTER	FE63EGX,FE69EEV	5200	4M51	DIE	99.05-02.05	GWM-97A	ME995072
	FG52EB,FG52EC,FG52EE	5200	4M51	DIE	99.05-02.06		ME995528
	FF63EHY,FG53EBT	5200	4M51	DIE	99.05-02.06	GWM-97A	ME995072
	FG53ED,FG62EE,FG68EE	5200	4M51	DIE	99.05-02.06	GWM-97A	ME995072
CHALLENGER	K94W,K94WG	2500	4D56	DTB	96.05-97.07	GWM-52A	MD974999
	K97WG	2800	4M40	DTB	96.05-99.05	GWM-57A	ME993473
	K96W	3000	6G72	ECI	96.05-98.07		1300A012
	K99W	3500	6G74	GDI	97.08-01.08		MD979170
	K99W	3500	6G74	GDI	99.05-01.08		MD978742
CHARIOT	D02W	1600	G32B	GAS	83.01-86.07	GWM-19A	MD974719
	D03W	1800	G62B	GAS	83.01-84.05	GWM-27A	MD997614
	D03W	1800	G62B	TBO	83.07-86.07	GWM-27A	MD997614
	D05W	1800	G37B	GAS	84.06-91.05	GWM-19A	MD974719
	D09W	1800	4D65	DTB	84.06-91.05		MD997128
	D08W	2000	G63B	ECI	84.06-91.05	GWM-27A	MD997614
	D08W	2000	G63B	GAS	84.06-91.05	GWM-27A	MD997614
	N33W,N43W	2000	4G63	ECI	91.03-97.10	GWM-45A	MD972053
	N33W,N43W	2000	4G63	ECI	91.03-97.10	GWM-48A	MD972050
	N38W,N48W	2000	4D68	DTB	92.06-97.10	GWM-56A	MD972054
	N43W	2000	4G63	TBO	95.04-97.10	GWM-48A	MD972050
	N34W,N44W	2400	4G64	ECI	93.03-97.10	GWM-48A	MD972050
CHARIOT GRANDIS	N84W,N94W	2400	4G64	GDI	97.08-03.05	GWM-80A	MD976464
	N86W,N96W	3000	6G72	GDI	99.08-02.04	GWM-51A	MD978743
COLT	Z25A	1300	4G19	ECI	02.10-04.10	GWM-82A	MN155686
	Z26A	1300	4G19	ECI	02.11-04.10	GWM-82A	MN155686
	Z21A,Z22A	1300	4A90	ECI	04.09-12.06		1300A095
	Z21A,Z22A,Z23A,Z23W	1300	4A90		04.10-	GWM-91A	MN143664
	Z27A	1500	4G15	ECI	02.10-04.10	GWM-82A	MN155686
	Z28A	1500	4G15	ECI	02.11-04.10	GWM-82A	MN155686
	Z27A	1500	4G15	TBO	04.09-06.05	GWM-82A	MN155686
	Z24A	1500	4A91	ECI	04.09-08.10		1300A095
	Z23A	1500	4A91	ECI	04.09-12.06		1300A095
	Z24A,Z24W	1500	4G15		04.10-	GWM-91A	MN143664
	Z27W	1500	4G15		04.10-	GWM-82A	MN155686
	Z27AG	1500	4G15	TBO	06.05-12.06	GWM-82A	MN155686
COLT IV			Z_		04.01-	GWM-93A/AH	1300A083
COLT PLUS	Z21W,Z22W	1300	4A90	ECI	10.06-12.06		1300A095
	Z27W	1500	4G15	TBO	04.08-06.05	GWM-82A	MN155686
	Z23W,Z24W	1500	4A91	ECI	04.08-12.06		1300A095
	Z27WG	1500	4G15	TBO	06.05-12.06	GWM-82A	MN155686
CORDIA/TREDIA	A211	1400	G12B		82.02-84.07	GWHY-17A	MD030863
	A212	1600	G32B		82.02-88.12	GWM-46A	MD997699
	A213	1800	G62B		82.02-87.12	GWM-27A	MD011757
	A215	1800	G37B		84.08-87.12	GWM-46A	MD997699
DEBONAIR	S11A	2000	6G71	ECI	86.07-92.07	GWM-40A*	MD972003
	S11A	2000	6G71	SPC	87.01-89.10	GWM-40A*	MD972003
	S11A	2000	6G71	LPG	87.06-92.07	GWM-40A*	MD972003
	A32	2600	4G54		76.04-78.04	GWM-13A	MD997082
	A33	2600	G54B		78.04-86.07	GWM-13A	MD-997082
	S12A	3000	6G72	ECI	86.07-92.07	GWM-40A*	MD972003
	S12AG	3000	6G72	ECI	86.10-89.08	GWM-40A*	MD972003
	S12A	3000	6G72	TWC	89.09-92.07	GWM-50A	MD972005

MITSUBISHI

CAR NAME	MODEL	C.C.	ENGINE	N.B	YEAR	GMB NO.	OEM NO.
DEBONAIR	S22A	3000	6G72	LPG	92.08-99.12	GWM-40A*	MD972003
	S22A	3000	6G72	MPI	92.08-99.12	GWM-40A*	MD972003
	S27A	3500	6G74	MPI	92.08-99.12	GWM-50A	MD972005
	S26A	3500	6G74	MPI	95.09-99.12	GWM-50A	MD972005
DELICA	L036P,P01V	1400	G33B	GAS	86.04-94.05	GWM-12A	MD997610
	BVM20	1600	HR16DE	EGI	11.09-		MQ700035
	L063P,P02V	1600	G32B	GAS	86.04-94.05	GWM-12A	MD997610
	P12V	1600	G32B	GAS	86.08-93.06	GWM-12A	MD997610
	P02T	1600	4G92	GAS	94.03-99.06	GWM-47A	MD300799
	P06V	1600	4G92	GAS	94.05-99.08	GWM-47A	MD300799
	SK82LM,SK82TM,SK82VM	1800	F8E	ECI	02.08-10.09	GWMZ-71A	MQ906188
	SK82MM	1800	F8E	ECI	03.12-10.09	GWMZ-71A	MQ906188
	SKP2LM,SKP2MM	1800	L8	ECI	10.09-		MQ913646
	SKP2TM,SKP2VM	1800	L8	ECI	10.09-		MQ913646
	SK82TM,SK82VM	1800	F8E	GAS	99.09-03.12	GWMZ-71A	MQ906188
	SKF2LM,SKF2MM	2000	RF	DTB	03.12-10.09		MQ911458
	SKF2TM,SKF2VM	2000	RF	DTB	03.12-10.09		MQ911458
	P23W	2000	G63B	GAS	86.04-90.08	GWM-23A	MD997615
	P23V	2000	G63B	GAS	86.04-94.05	GWM-23A	MD997615
	P03W	2000	G63B	GAS	86.04-99.08	GWM-23A	MD997615
	P23W	2000	G63B	ECI	87.09-89.08	GWM-23A	MD997615
	P03W	2000	G63B	ECI	87.09-90.08	GWM-23A	MD997615
	P03W	2000	G63B	GAS	87.09-99.08		MD972897
	P23W	2000	G63B	GAS	87.12-90.08		MD997305
	P23V	2000	G63B	GAS	90.08-94.05		MD972897
	P03V,P13V	2000	G63B	GAS	93.05-94.05		MD972897
	P13T	2000	4G63	GAS	94.03-99.06	GWM-61A	MD972934
	P07V,P17V,P27V	2000	4G63	GAS	94.05-99.08	GWM-61A	MD972934
	SK22LM,SK22MM	2200	R2	DIE	99.09-03.12		MQ913258
	SK22TM,SK22VM	2200	R2	DIE	99.09-03.12		MQ913258
	P04W	2400	4G64	ECI	89.08-93.06	GWM-23A	MD997615
	P04W	2400	4G64	ECI	89.08-93.06		MD972897
	P24W	2400	4G64	ECI	89.08-94.05	GWM-23A	MD997615
	P24W	2400	4G64	ECI	89.08-94.05		MD972897
	L039P,L069P,P05V	2500	4D56	DIE	86.04-94.05	GWM-32A	MD974748
	P25V	2500	4D56	DIE	86.04-94.08	GWM-32A	MD974748
	P05W,P25W	2500	4D56	DTB	86.04-99.08	GWM-32A	MD974748
	P15W	2500	4D56	DIE	86.08-90.08	GWM-32A	MD974748
	P15V	2500	4D56	DIE	86.08-99.08	GWM-32A	MD974748
	L039G	2500	4D56	DIE	88.08-94.05	GWM-32A	MD974748
	P35W	2500	4D56	DTB	89.08-99.08	GWM-32A	MD974748
	P45V	2500	4D56	DIE	90.08-94.05	GWM-32A	MD974748
	P15W	2500	4D56	DTB	90.08-96.01	GWM-32A	MD974748
	P25W	2500	4D56	DIE	91.08-93.05	GWM-32A	MD974748
P05T,P15T,P25T	2500	4D56	DTB	94.03-99.06	GWM-32A	MD974748	
P05V,P15V,P25V,P45V	2500	4D56	DTB	94.05-99.08	GWM-32A	MD974748	
DELICA CARGO	SKE6VM	2000	FEE	ECI	02.09-07.08	GWMZ-71A	MQ906188
	SKF6MM	2000	RF	DTB	03.12-07.08		MQ911458
	SKF6VM	2000	RF	DTB	03.12-10.09		MQ911458
	SKE6VM	2000	FE	ECI	07.08-10.09	GWMZ-71A	MQ906188
	PA3V	2000	4G63	GAS	94.03-99.04	GWM-61A	MD972934
	SKE6VM	2000	FEE	GAS	99.09-02.09	GWMZ-71A	MQ906188

MITSUBISHI

CAR NAME	MODEL	C.C.	ENGINE	N.B	YEAR	GMB NO.	OEM NO.
DELICA CARGO	PA5V,PB5V,PD5V	2500	4D56	DTB	94.03-99.04	GWM-32A	MD974748
	SK56MM,SK56VM	2500	WL	DIE	99.09-03.12		MQ908516
DELICA SPACE GEAR	PA4W	2400	4G64	ECI	94.03-02.07	GWM-61A	MD972934
	PD4W	2400	4G64	ECI	94.03-97.05	GWM-61A	MD972934
	PB4W,PC4W	2400	4G64	ECI	99.05-02.07	GWM-61A	MD972934
	PA5W,PB5W,PC5W	2500	4D56	DTB	94.03-99.04	GWM-52A	MD974999
	PD8W,PE8W,PF8W	2800	4M40	DTB	94.03-04.10	GWM-57A	ME993473
	PF6W	3000	6G72	ECI	94.03-04.10		1300A012
	PD6W	3000	6G72	ECI	94.03-06.12		1300A012
	PB6W	3000	6G72	ECI	94.03-99.04		1300A012
DELICA(VAN,JETSTAR)	T120SS	1400	4G17		91.01-	GWM-49A	MD997685
	L32P,L32PV,L34P	1600	4G32		79.06-82.09	GWM-12A	MD009000
	L33P,L33PV,L33PW	1600	G32B		79.06-89.12	GWM-12A	MD009000
	L63P,L63PV,L63PW,P02	1600	G32B		79.06-89.12	GWM-12A	MD009000
	P12	1600	G32B		79.06-89.12	GWM-12A	MD009000
	L35GV,L35GW,L35PW	1800	G62B		80.10-81.08	GWM-24A	MD041050
	L35G,L35GV,L35GW	1800	G62B		81.06-86.06	GWM-23A	MD041041
	L35PW	1800	G62B		81.06-86.06	GWM-23A	MD041041
	L37G,L37GV,L37GW	2000	G63B		83.11-86.06	GWM-23A	MD041041
DELICA:2	MB15S	1200	K12B	ECI	11.03-		MQ507400
	MB15S	1200	K12B	ECI	11.03-		MQ507401
DELICA:3	BM20	1600	HR16DE	EGI	11.09-		MQ700035
DELICA:5	CV4W	2000	4B11	ECI	10.01-11.12	GWM-93AM*	1300A083
	CV2W	2000	4J11	ECI	12.01-	GWM-93AM*	1300A083
	CV1W	2300	4N14	DTB	13.01-		1300A097
	CV5W	2400	4B12	ECI	06.12-	GWM-93AM*	1300A083
DIAMANTE	F11A	2000	6G71	ECI	90.02-92.10	GWM-40A*	MD972003
	F12A	2000	6A12	ECI	92.09-95.01	GWM-55A	MD302010
	F34A	2500	6A13	ECI	02.09-05.12	GWM-55A	MD302010
	F15A	2500	6G73	ECI	90.02-93.11	GWM-50A	MD972005
	F13A,F25A	2500	6G73	ECI	90.02-95.01	GWM-50A	MD972005
	F31A,F41A	2500	6G73	ECI	94.11-97.06	GWM-51A	MD978764
	F31AK	2500	6G73	ECI	94.11-99.09	GWM-51A	MD978743
	F31A,F41A	2500	6G73	ECI	99.09-02.09		MD978744
	F17A,F27A	3000	6G72	ECI	90.02-95.01	GWM-50A	MD972005
	F36A,F46A,F47A	3000	6G72	ECI	94.11-97.06	GWM-51A	MD978764
	F36W	3000	6G72	ECI	97.07-01.10	GWM-51A	MD978743
	F36A,F46A	3000	6G72	GDI	97.07-02.09	GWM-51A	MD978743
	DIGNITY	BHGY51	3500	VQ35HR	EGI	12.07-	
S43A		4500	8A80	GDI	00.02-01.05		MD977825
DION	CR5W	1800	4G93	TBO	02.04-05.12	GWM-59A	MD309756
	CR6W	2000	4G94	GDI	00.06-05.12	GWM-59A	MD309756
	CR9W	2000	4G63	GDI	99.12-02.03	GWM-81A	1300A069
ECLIPSE	D22A,D27A	2000	4G63		89.09-94.12	GWM-44A	MD997621
eK ACTIVE	H81W	660	3G83	ECI	04.05-06.08	GWM-73A	MD977025
	H81W	660	3G83	TBO	04.05-06.08	GWM-73A	MD977025
eK CLASSY	H81W	660	3G83	ECI	03.05-05.11	GWM-73A	MD977025
eK CUSTOM	B11W	660	3B20	ECI	13.05-		1300A127
	B11W	660	3B20	ECI	13.05-		1300A144
	B11W	660	3B20	TBO	13.05-		1300A127
	B11W	660	3B20	TBO	13.05-		1300A144
eK SPACE	B11A	660	3B20	ECI	14.01-		1300A127

MITSUBISHI

CAR NAME	MODEL	C.C.	ENGINE	N.B	YEAR	GMB NO.	OEM NO.
eK SPACE	B11A	660	3B20	TBO	14.01-		1300A127
eK SPORT	H81W	660	3G83	ECI	02.08-06.08	GWM-73A	MD977025
	H81W	660	3G83	TBO	02.08-06.08	GWM-73A	MD977025
	H82W	660	3G83	TBO	06.08-13.04	GWM-73A	MD977025
	H82W	660	3G83	ECI	06.09-13.04	GWM-73A	MD977025
eK WAGON	H81W	660	3G83	ECI	01.09-06.08	GWM-73A	MD977025
	H82W	660	3G83	ECI	06.08-13.04	GWM-73A	MD977025
	B11W	660	3B20	ECI	13.05-		1300A127
	B11W	660	3B20	ECI	13.05-		1300A144
	B11W	660	3B20	TBO	15.09-		1300A127
	B11W	660	3B20	TBO	15.09-		1300A144
EMEROUDE	E52A	1800	4G93	GAS	92.07-94.10	GWM-47A	MD179030
	E53A	1800	6A11	MPI	92.07-96.08	GWM-55A	MD302010
	E84A	2000	6A12	MPI	92.07-94.10	GWM-55A	MD302010
	E54A,E64A	2000	6A12	MPI	92.07-96.08	GWM-55A	MD302010
	E74A	2000	6A12	MPI	94.09-96.08	GWM-55A	MD302010
ETERNA	E32A	1800	4G37	ECI	88.07-89.10	GWM-19A	MD974719
	E32A	1800	4G37	GAS	88.07-92.05	GWM-19A	MD974719
	E34A	1800	4D65	DTB	88.07-92.05	GWM-69A	MD997692
	E35A	1800	4G67	TWC	89.04-92.05	GWM-44A	MD972052
	E35A	1800	4G67	ECI	89.08-92.05	GWM-44A	MD972052
	E37A	1800	4G37	GAS	89.08-92.05	GWM-19A	MD974719
	E52A	1800	4G93	GAS	92.02-96.08	GWM-47A	MD300799
	E53A	1800	6A11	MPI	92.02-96.08	GWM-55A	MD302010
	E72A	1800	4G93	GAS	92.02-96.08	GWM-47A	MD179030
	E52A	1800	4G93	MPI	94.09-96.08	GWM-47A	MD300799
	E39A	2000	4G63	TBO	88.07-92.05	GWM-44A	MD972052
	E33A,E39A	2000	4G63	TWC	88.07-92.05	GWM-44A	MD972052
	E33A	2000	4G63	ECI	90.08-92.05	GWM-44A	MD972052
	E64A	2000	6A12	MPI	92.02-93.10	GWM-55A	MD302010
	E84A	2000	6A12	MPI	92.02-94.10	GWM-55A	MD302010
	E54A	2000	6A12	MPI	92.02-96.08	GWM-55A	MD302010
	E57A,E77A	2000	4D68	DTB	92.02-96.08	GWM-56A	MD972054
E74A	2000	6A12	TBO	93.04-96.08	GWM-55A	MD302010	
ETERNA SIGMA	E13A	1800	G62B	TBO	83.08-85.12	GWM-27A	MD997614
	E12A	1800	G37B	GAS	83.08-90.01	GWM-19A	MD974719
	E14A	1800	4D65	DTB	84.03-87.09		MD997128
	E13A	1800	G62B	ECI	86.01-90.11	GWM-27A	MD997614
	E15A	2000	G63B	GAS	83.08-85.12	GWM-27A	MD997614
	E15A	2000	G63B	TBO	83.08-90.11	GWM-27A	MD997614
	E15A	2000	G63B	ECI	86.01-86.12	GWM-27A	MD997614
	E17A	2000	6G71	ECI	86.10-90.12	GWM-40A*	MD972003
	E18A	3000	6G72	ECI	89.05-90.12	GWM-40A*	MD972003
	ETERNA(Σ・Λ)	A121	1600	4G32		76.05-76.12	GWM-01A
A121		1600	4G32		77.01-82.09	GWM-12A	MD009000
A131,A161		1600	G32B		77.01-84.03	GWM-12A	MD009000
A162		1800	G62B		80.01-81.07	GWM-24A	MD041050
A162		1800	G62B		81.08-83.07	GWM-23A	MD041041
A122		2000	4G51		76.05-77.08	GWM-13A	MD021490
A123		2000	4G52		76.05-77.08	GWM-13A	MD021490
A132		2000	G51B		77.08-79.12	GWM-13A	MD021490
A133		2000	G52B		77.08-80.10	GWM-13A	MD021490

MITSUBISHI

CAR NAME	MODEL	C.C.	ENGINE	N.B	YEAR	GMB NO.	OEM NO.
ETERNA(Σ · Λ)	A163,A164	2000	G63B		80.01-81.07	GWM-24A	MD041050
	A163,A164	2000	G63B		81.07-83.07	GWM-23A	MD041041
	A168V	2000	G63B		81.09-86.09	GWM-23A	MD997615
	A163,A164	2000	G63B		83.08-86.09	GWM-27A	MD997081
	A135,A166	2600	G54B		79.01-	GWM-13A	MD021490
	A135A,A166A	2600	G54B		79.05-80.11	GWM-37A	MD997178
FTO	DE2A	1800	4G93	ECI	94.09-00.08	GWM-59A	MD309756
	DE3A	2000	6A12	ECI	94.09-00.07	GWM-55A	MD302010
FUSO-TRUCK			6D15		00.01-	GWM-94A	ME995288
					00.01-	GWM-96A	ME995358
	FK415, FK515,FM515				84.02-90.01	GWM-95A	ME996804
			6D17		95.01-99.12	GWM-98A	ME993839
GALANT	E31A	1600	4G32	GAS	87.08-92.05	GWM-19A	MD974719
	E32A	1800	4G37	ECI	87.08-89.10	GWM-19A	MD974719
	E32A	1800	4G37	GAS	87.08-92.05	GWM-19A	MD974719
	E32AR	1800	4G37	GAS	88.02-92.05	GWM-19A	MD974719
	E34A,E34AR	1800	4D65	DTB	88.02-92.05	GWM-69A	MD997692
	E37A	1800	4G37	ECI	88.09-92.05	GWM-19A	MD974719
	E35A	1800	4G67	ECI	89.04-92.05	GWM-44A	MD972052
	E35A	1800	4G67	TWC	89.04-92.05	GWM-44A	MD972052
	E52A	1800	4G93	GAS	92.02-96.08	GWM-47A	MD179030
	E53A	1800	6A11	MPI	92.02-96.08	GWM-55A	MD302010
	E72A	1800	4G93	GAS	92.02-96.08	GWM-47A	MD300799
	E52A	1800	4G93	MPI	94.08-96.08	GWM-47A	MD300799
	EA1A	1800	4G93	GDI	96.07-00.05	GWM-59A	MD309756
	EC1A	1800	4G93	GDI	96.10-00.05	GWM-59A	MD309756
	EA7A,EC7A	2000	4G94	GDI	00.05-05.11	GWM-59A	MD309756
	E33A	2000	4G63	TWC	87.08-92.05	GWM-44A	MD972052
	E39A	2000	4G63	TBO	87.09-92.05	GWM-44A	MD972052
	E39A	2000	4G63	TWC	87.09-92.05	GWM-44A	MD972052
	E38A	2000	4G63	TBO	88.02-92.05	GWM-44A	MD972052
	E33A	2000	4G63	ECI	90.12-92.05	GWM-44A	MD972052
	E64A	2000	6A12	MPI	92.02-93.10	GWM-55A	MD302010
	E54A	2000	6A12	MPI	92.02-96.08	GWM-55A	MD302010
	E57A,E77A	2000	4D68	DTB	92.02-96.08	GWM-56A	MD972054
	E84A	2000	6A12	TBO	92.02-96.08	GWM-55A	MD302010
	E74A	2000	6A12	TBO	93.02-96.08	GWM-55A	MD302010
	E74A	2000	6A12	MPI	94.09-96.08	GWM-55A	MD302010
EA3A,EC3A	2400	4G64	GDI	98.08-02.09	GWM-80A	MD976464	
EC5A	2500	6A13	TBO	96.07-02.09	GWM-55A	MD302010	
GALANT FORTIS	CX3A,CY3A	1800	4B10	ECI	09.12-	GWM-93AM*	1300A083
	CX6A,CY6A	1800	4J10	ECI	11.10-	GWM-93AM*	1300A083
	CY4A	2000	4B11	ECI	07.08-09.12	GWM-93AM*	1300A083
	CY4A	2000	4B11	TBO	08.06-	GWM-93AM*	1300A083
	CX4A	2000	4B11	TBO	08.11-	GWM-93AM*	1300A083
	CX4A	2000	4B11	ECI	08.11-09.12	GWM-93AM*	1300A083
GALANT Σ	E11A	1600	G32B	GAS	84.02-87.09	GWM-19A	MD974719
	E13A	1800	G62B	TBO	83.08-85.12	GWM-27A	MD997614
	E12A	1800	G37B	GAS	83.08-90.12	GWM-19A	MD974719
	E12A	1800	G37B	LPG	83.08-96.01	GWM-19A	MD974719
	E14A	1800	4D65	DTB	84.03-87.09		MD997128
	E12AR	1800	G37B	GAS	84.03-88.09	GWM-19A	MD974719

MITSUBISHI

CAR NAME	MODEL	C.C.	ENGINE	N.B	YEAR	GMB NO.	OEM NO.
GALANT Σ	E12AR	1800	G37B	LPG	84.10-88.09	GWM-19A	MD974719
	E13A	1800	G62B	ECI	86.01-90.11	GWM-27A	MD997614
	E14AR	1800	4D65	DTB	86.04-87.09		MD997128
	E19A	1800	4G93	LPG	96.01-99.08	GWM-47A	MD972456
	E15A	2000	G63B	GAS	83.08-85.12	GWM-27A	MD997614
	E15A	2000	G63B	TBO	83.08-90.11	GWM-27A	MD997614
	E15A	2000	G63B	ECI	86.01-86.09	GWM-27A	MD997614
	E15AK	2000	G63B	TBO	86.10-90.07	GWM-27A	MD997614
	E15AK	2000	G63B	TBO	86.10-90.07		MD997503
	E17A	2000	6G71	ECI	86.10-90.12	GWM-40A*	MD972003
	E18A	3000	6G72	ECI	89.05-90.11	GWM-40A*	MD972003
GALANT(Σ · Λ)	A121	1600	4G32		76.05-76.12	GWM-01A	MD001300
	A121	1600	4G32		77.01-82.09	GWM-12A	MD009000
	A131,A161	1600	G32B		77.01-84.03	GWM-12A	MD009000
	A162	1800	G62B		80.01-81.07	GWM-24A	MD041050
	A162	1800	G62B		81.08-83.07	GWM-23A	MD041041
	A122	2000	4G51		76.05-77.08	GWM-13A	MD021490
	A123	2000	4G52		76.05-77.08	GWM-13A	MD021490
	A132	2000	G51B		77.08-79.12	GWM-13A	MD021490
	A133	2000	G52B		77.08-80.10	GWM-13A	MD021490
	A163,A164	2000	G63B		80.01-81.07	GWM-24A	MD041050
	A163,A164	2000	G63B		81.07-83.07	GWM-23A	MD041041
	A168V	2000	G63B		81.09-86.09	GWM-23A	MD997615
	A163,A164	2000	G63B		83.08-86.09	GWM-27A	MD997081
	A135,A166	2600	G54B		79.01-	GWM-13A	MD021490
	A135A,A166A	2600	G54B		79.05-80.11	GWM-37A	MD997178
GALANT/FOT/GTO	A51	1300	4G30		69.01-71.12	GWM-01A	MD001300
	A54,A62	1400	4G33		71.01-73.12	GWM-01A	MD001300
	A52	1500	3G31		69.01-71.12	GWM-01A	MD001300
	A53,A63	1600	4G32		70.01-75.10	GWM-01A	MD001300
	A112,A117	1600	4G32		73.05-76.04	GWM-01A	MD001300
	A55C	1700	4G35		72.01-76.04	GWM-01A	MD001300
	A114	1800	4G51		73.01-75.10		MD021450
	A114	1800	4G51		75.10-76.04	GWM-13A	MD021490
	A115A,A57	2000	4G52		73.05-75.10		MD021450
	A115A	2000	4G52		75.10-76.04	GWM-37A	MD997178
	GRANDIS	NA4W	2400	4G69	ECI	03.03-09.03	GWM-78A
GTO	Z16A	3000	6G72	TBO	90.09-00.07	GWM-50A	MD972005
	Z16A	3000	6G72	ECI	90.10-00.07	GWM-50A	MD972005
	Z15A	3000	6G72	TBO	94.08-00.07	GWM-50A	MD972005
	Z15A	3000	6G72	ECI	95.08-00.07	GWM-50A	MD972005
i	HA3W	0	Y4F1		09.06-13.05		9499A408
	HA4W	0	Y4F1		13.05-		9499A408
	HA1W	660	3B20	TBO	05.12-14.04	GWM-90A	1300A036
	HA1W	660	3B20	ECI	06.09-14.04	GWM-90A	1300A036
JEEP	J58,J59	2000	4G52		78.11-87.12	GWM-26A	MD025475
	J26,J38,J46,J56	2400	4G53		75.11-94.12	GWM-26A	MD025475
LANCER	CVAY12	1200	CR12DE	EGI	08.11-10.09		MQ701052
	CVAY12	1200	CR12DE	EGI	08.11-13.06		MQ703748
	C61A	1300	4G13	GAS	88.05-91.10	GWM-77A	MD974649
	CB1A	1300	4G13	GAS	91.07-95.10	GWM-77A	MD974649
	CB1A	1300	4G13	ECI	91.10-95.10	GWM-77A	MD974649

MITSUBISHI

CAR NAME	MODEL	C.C.	ENGINE	N.B	YEAR	GMB NO.	OEM NO.
LANCER	CK1A	1300	4G13	ECI	95.08-00.05	GWM-54A	MD365087
	CS2V	1500	4G15	ECI	02.11-08.12	GWM-54A	MD370803
	CS2A	1500	4G15	ECI	03.01-09.10	GWM-54A	MD370803
	CS2W	1500	4G15	ECI	04.12-08.06	GWM-54A	MD370803
	CVY12	1500	HR15DE	EGI	08.11-		MQ700035
	CVY12	1500	HR15DE	EGI	08.11-		MQ711404
	C62A,C72A	1500	4G15	GAS	88.05-91.10	GWM-77A	MD974649
	C62A	1500	4G15	ECI	88.06-91.10	GWM-77A	MD974649
	CB2A	1500	4G15	ECI	91.07-95.10	GWM-77A	MD974649
	CB3A	1500	4G91	ECI	91.07-95.10	GWM-47A	MD179030
	CB3A	1500	4G91	GAS	91.07-95.10	GWM-47A	MD300799
	CD3A	1500	4G91	GAS	91.07-95.10	GWM-47A	MD179030
	CK2A,CM2A	1500	4G15	ECI	95.08-00.05	GWM-54A	MD365087
	CVZNY12	1600	HR16DE	EGI	08.11-		MQ700035
	C63A	1600	4G61	TBO	88.05-89.09	GWM-53A	MD997620
	C63A	1600	4G61	ECI	88.05-91.10	GWM-53A	MD997620
	C73A	1600	4G61	TBO	88.05-91.10	GWM-53A	MD997620
	C63A,C73A	1600	4G61	TWC	89.09-91.10	GWM-53A	MD997620
	CB6A	1600	6A10	ECI	91.10-95.10	GWM-55A	MD302010
	CB4A	1600	4G92	ECI	92.10-95.10	GWM-47A	MD972456
	CB4A	1600	4G92	ECI	92.10-95.10		MD971999
	CK4A	1600	4G92	ECI	95.08-00.05	GWM-59A	MD309756
	CS5A	1800	4G93	GDI	03.02-05.01	GWM-59A	MD309756
	CS5W	1800	4G93	GDI	03.02-08.06	GWM-59A	MD309756
	CS5W	1800	4G93	TBO	03.02-08.06	GWM-59A	MD309756
	CS5A	1800	4G93	TBO	03.11-08.06	GWM-59A	MD309756
	CS5AZ	1800	4G93	ECI	05.12-09.10	GWM-59A	MD309756
	CVJY12	1800	MR18DE	EGI	08.11-13.06		MQ700036
	C64A,C74A	1800	4D65	DIE	88.05-91.10	GWM-69A	MD997692
	C74A	1800	4D65	DTB	90.01-91.10	GWM-69A	MD997692
	CB7A,CD7A	1800	4D65	DTB	91.07-92.10	GWM-69A	MD997692
	CD5A	1800	4G93	TBO	91.07-95.10	GWM-47A	MD179030
	CB5AR	1800	4G93	ECI	92.10-96.10	GWM-47A	MD300799
	CB5AR	1800	4G93	ECI	92.10-96.10		MD194099
	CM5A	1800	4G93	TBO	95.08-00.05	GWM-59A	MD309756
	CK6A	1800	6A11	ECI	95.08-99.06	GWM-55A	MD302010
	CK5AR	1800	4G93	ECI	96.07-00.05	GWM-59A	MD309756
	CT9A	2000	4G63	TBO	00.12-03.01	GWM-81A	1300A069
	CT9A	2000	4G63	TBO	00.12-05.03	GWM-78A	1300A065
	CT9A	2000	4G63	TBO	04.02-07.01		1300A067
	CS6A	2000	4G94	ECI	04.12-08.06	GWM-59A	MD309756
	CT9W	2000	4G63	TBO	05.08-07.01		1300A067
	CT9W	2000	4G63	TBO	05.08-07.01	GWM-81A	1300A069
	CZ4A	2000	4B11	TBO	07.08-	GWM-93AM*	1300A083
	CD9A	2000	4G63	TBO	92.10-94.01	GWM-48A	MD972050
	CB8A,CD8A	2000	4D68	DTB	92.10-95.10	GWM-56A	MD972054
	CB8AR	2000	4D68	DTB	92.10-96.10	GWM-56A	MD972054
	CE9A	2000	4G63	TBO	94.01-96.10	GWM-48A	MD972050
	CK8A,CM8A	2000	4D68	DTB	95.08-99.06		MD974678
	CN9A	2000	4G63	TBO	96.08-97.08	GWM-81A	1300A069
	CK8AR	2000	4D68	DTB	96.08-99.06		MD974678
	CP9A	2000	4G63	TBO	98.01-00.05	GWM-81A	1300A069

MITSUBISHI

CAR NAME	MODEL	C.C.	ENGINE	N.B	YEAR	GMB NO.	OEM NO.	
LANCER CEDIA	CS2A	1500	4G15	GDI	00.03-03.02	GWM-54A	MD370803	
	CS5A	1800	4G93	GDI	00.03-03.02	GWM-59A	MD309756	
	CS5W	1800	4G93	GDI	00.10-03.02	GWM-59A	MD309756	
	CS5W	1800	4G93	TBO	01.05-03.02	GWM-59A	MD309756	
	CS5AR	1800	4G93	ECI	01.09-05.12	GWM-59A	MD309756	
LANCER CELESTE	A71	1200	4G42		73.08-76.10	GWM-02A	MD011300	
	A75A	1200	4G36		75.10-77.05	GWM-01A	MD001300	
	A75V	1200	4G36		76.11-79.03	GWM-12A	MD009000	
	A141A	1200	G11B		77.05-85.02	GWM-16A	MD030750	
	A148V,A171A	1200	G11B		77.06-85.02	GWM-16A	MD030750	
	A141V	1200	4G11		79.03-81.10	GWM-16A	MD030750	
	A115A	1200	G11B		82.02-83.10	GWHY-17A	MD997076	
	A72A,A72V	1400	4G33		73.01-77.05	GWM-01A	MD001300	
	A143A	1400	G33B		77.06-78.03	GWM-12A	MD009000	
	A72V	1400	4G33		77.06-79.03	GWM-12A	MD009000	
	A142A	1400	G12B		78.03-79.03	GWM-16A	MD030750	
	A142V	1400	4G12		79.03-81.10	GWM-16A	MD030750	
	A172A	1400	G12B		79.04-81.10	GWM-16A	MD030750	
	A149V	1400	G12B		81.10-87.12	GWM-16A	MD030750	
	A156	1400	G12B		82.02-83.10	GWHY-17A	MD997076	
	A73	1600	4G32		73.01-75.11	GWM-01A	MD001300	
	A77	1600	G32A		75.01-80.12	GWM-01A	MD001300	
	A73	1600	4G32		75.11-79.03	GWM-12A	MD009000	
	A144	1600	G32B		77.06-79.03	GWM-12A	MD009000	
	A174	1600	G32B		79.04-87.12	GWM-12A	MD009000	
	A175	1800	G62B		80.02-81.07	GWM-24A	MD041050	
	A175	1800	G62B		81.08-87.12	GWM-23A	MD041041	
	A146A	2000	G52B		79.06-80.12	GWM-13A	MD021490	
	LANCER FIORE	A71	1200	4G42		73.08-76.10	GWM-02A	MD011300
		A75A	1200	4G36		75.10-77.05	GWM-01A	MD001300
A75V		1200	4G36		76.11-79.03	GWM-12A	MD009000	
A141A		1200	G11B		77.05-85.02	GWM-16A	MD030750	
A148V,A171A		1200	G11B		77.06-85.02	GWM-16A	MD030750	
A141V		1200	4G11		79.03-81.10	GWM-16A	MD030750	
A115A		1200	G11B		82.02-83.10	GWHY-17A	MD997076	
C11V		1300	G13B	GAS	85.01-92.09	GWM-77A	MD974649	
A72A,A72V		1400	4G33		73.01-77.05	GWM-01A	MD001300	
A143A		1400	G33B		77.06-78.03	GWM-12A	MD009000	
A72V		1400	4G33		77.06-79.03	GWM-12A	MD009000	
A142A		1400	G12B		78.03-79.03	GWM-16A	MD030750	
A142V		1400	4G12		79.03-81.10	GWM-16A	MD030750	
A172A		1400	G12B		79.04-81.10	GWM-16A	MD030750	
A149V		1400	G12B		81.10-87.12	GWM-16A	MD030750	
A156		1400	G12B		82.02-83.10	GWHY-17A	MD997076	
C12V,C12W		1500	G15B	GAS	85.01-92.09	GWM-77A	MD974649	
C32V		1500	G15B	GAS	86.08-92.09	GWM-77A	MD974649	
A73		1600	4G32		73.01-75.11	GWM-01A	MD001300	
A77		1600	G32A		75.01-80.12	GWM-01A	MD001300	
A73		1600	4G32		75.11-79.03	GWM-12A	MD009000	
A144		1600	G32B		77.06-79.03	GWM-12A	MD009000	
A174		1600	G32B		79.04-87.12	GWM-12A	MD009000	
A175		1800	G62B		80.02-81.07	GWM-24A	MD041050	

MITSUBISHI

CAR NAME	MODEL	C.C.	ENGINE	N.B	YEAR	GMB NO.	OEM NO.
LANCER FIORE	A175	1800	G62B		81.08-87.12	GWM-23A	MD041041
	C14W	1800	4D65	DIE	85.01-87.09		MD997128
	C14V	1800	4D65	DIE	85.01-88.05		MD997128
	C14V,C14W	1800	4D65	DIE	85.01-92.09	GWM-69A	MD997692
	C37W	1800	G37B	GAS	86.08-90.10	GWM-19A	MD974719
	C34V	1800	4D65	DIE	86.08-92.09	GWM-69A	MD997692
	C34W	1800	4D65	DIE	88.06-92.09	GWM-69A	MD997692
	C37W	1800	4G37	ECI	90.10-92.09	GWM-19A	MD974719
	A146A	2000	G52B		79.06-80.12	GWM-13A	MD021490
LEGNUM	EA1W	1800	4G93	GDI	96.06-00.05	GWM-59A	MD309756
	EC1W	1800	4G93	GDI	96.11-00.05	GWM-59A	MD309756
	EA7W,EC7W	2000	4G94	GDI	00.05-02.08	GWM-59A	MD309756
	EC4W	2000	6A12	ECI	96.06-97.08	GWM-55A	MD302010
	EA4W	2000	6A12	ECI	96.06-98.08	GWM-55A	MD302010
	EA3W,EC3W	2400	4G64	GDI	98.08-02.08	GWM-80A	MD976464
	EC5W	2500	6A13	TBO	96.06-02.08	GWM-55A	MD302010
	EA5W,EC5W	2500	6A13	ECI	96.06-98.08	GWM-55A	MD302010
LIBERO	CB1V	1300	4G13	GAS	92.04-02.08	GWM-77A	MD974649
	CB2V,CD2V	1500	4G15	GAS	92.04-02.08	GWM-77A	MD974649
	CB2W	1500	4G15	MPI	93.12-02.08	GWM-77A	MD974649
	CB4W	1600	4G92	MPI	96.09-00.05	GWM-47A	MD300799
	CB5W,CD5W	1800	4G93	MPI	92.04-00.05	GWM-47A	MD300799
	CB8W	2000	4D68	DTB	92.04-02.08	GWM-56A	MD972054
	CB8V	2000	4D68	DIE	92.04-99.06	GWM-56A	MD972054
	CD8W	2000	4D68	DTB	92.04-99.06	GWM-56A	MD972054
	CD8V	2000	4D68	DIE	92.06-99.06	GWM-56A	MD972054
	CB8V,CD8V	2000	4D68	DTB	94.08-02.08	GWM-56A	MD972054
MINICA	A104A	500	2G22		76.04-77.05	GWM-18A	MD017301
	A104V	500	2G22		76.04-77.05	GWM-31A	MD017302
	A105A	550	2G23		77.06-78.08	GWM-18A	MD017301
	A105V	550	2G23		77.06-81.08	GWM-31A	MD017302
	A106A	550	G23B		78.05-81.08	GWM-31A	MD017302
	A107A,A107V	550	G23B		81.07-84.02	GWM-28A	MD019465
	H21V	550	3G81	TBO	88.11-90.02	GWM-63A	MD997536
	H21A,H21V,H26A,H26V	550	3G81	GAS	88.11-90.03	GWM-63A	MD997401
	H21VW	550	3G81	GAS	89.08-90.02	GWM-63A	MD997401
	H21A	550	3G81	TWC	89.08-90.03	GWM-63A	MD997536
	H26A	550	3G81	ECI	89.08-90.03	GWM-63A	MD997536
	H21A	550	3G81	TBO	89.08-90.07	GWM-63A	MD997536
	H21A	550	3G81	ECI	89.08-90.08	GWM-63A	MD997536
	H26A	550	3G81	TBO	89.08-90.10	GWM-63A	MD997536
	H22A	660	3G83	TBO	90.01-93.09	GWM-63A	MD997536
	H22A	660	3G83	TWC	90.01-93.09	GWM-63A	MD997536
	H22A,H27A	660	3G83	ECI	90.01-93.09	GWM-63A	MD997536
	H22A,H22V,H27A,H27V	660	3G83	GAS	90.01-93.09	GWM-63A	MD997401
	H22VW	660	3G83	GAS	90.01-95.10	GWM-63A	MD997401
	H27A	660	3G83	TBO	90.08-93.09	GWM-63A	MD997536
	H27VW	660	3G83	GAS	90.08-95.10	GWM-63A	MD997401
	H27A	660	3G83	TWC	92.07-93.09	GWM-63A	MD997536
	H31A,H36A	660	4A30	GAS	93.08-98.10	GWM-71A	MD199527
	H31A,H36A	660	4A30	MPI	93.08-98.10	GWM-71A	MD199527
	H31A,H36A	660	4A30	TBO	93.08-98.10	GWM-71A	MD199527

MITSUBISHI

CAR NAME	MODEL	C.C.	ENGINE	N.B	YEAR	GMB NO.	OEM NO.
MINICA	H32A,H32V,H37V	660	3G83	GAS	93.09-98.10	GWM-63A	MD997401
	H37A	660	3G83	GAS	95.09-98.10	GWM-63A	MD997401
	H47A	660	3G83	ECI	98.08-07.07	GWM-73A	MD977025
	H42V	660	3G83	ECI	98.08-11.03	GWM-73A	MD977025
	H42A	660	3G83	ECI	98.10-07.07	GWM-73A	MD977025
	H47V	660	3G83	ECI	98.10-11.03	GWM-73A	MD977025
	H42A	660	3G83	CNG	99.01-01.10	GWM-73A	MD977025
	H42A	660	3G83	LEV	99.01-01.10	GWM-73A	MD977025
	H42V	660	3G83	CNG	99.01-03.08	GWM-73A	MD977025
MINICA TOPPO	H27A	660	3G83	MPI	90.02-93.09	GWM-63A	MD997536
	H22A,H22V,H27V	660	3G83	GAS	90.02-93.09	GWM-63A	MD997401
	H22A	660	3G83	MPI	91.12-93.09	GWM-63A	MD997536
	H22A	660	3G83	TBO	91.12-93.09	GWM-63A	MD997536
	H31A	660	4A30	GAS	93.08-98.11	GWM-71A	MD199527
	H31A	660	4A30	TBO	93.09-98.11	GWM-71A	MD199527
	H31A,H36A	660	4A30	ECI	93.09-98.11	GWM-71A	MD199527
	H36A	660	4A30	GAS	93.09-98.11	GWM-71A	MD199527
	H32V,H37V	660	3G83	GAS	93.09-98.11	GWM-63A	MD997401
	H32A	660	3G83	GAS	95.09-98.11	GWM-63A	MD997401
MINICAB	U67V	0	Y4F1		11.11-12.12		9499A408
	U68T	0	Y51		13.01-		9499C080
	U68V	0	Y51		13.01-		9499A408
	L012P	500	2G22		76.04-77.02	GWM-18A	MD017301
	L013PC,L13PV	550	2G23		77.03-81.06	GWM-18A	MD017301
	L13PC,L13PV	550	2G23		81.06-82.08	GWM-30A	MD019461
	L15P,L15PV,LO15G	550	G23B		82.08-84.06	GWM-30A	MD019461
	LO15GV	550	G23B		82.08-84.06	GWM-30A	MD019461
	U11T,U11TP,U11V	550	G23B	GAS	84.04-87.05	GWM-35A	MD997124
	U12T,U12V	550	G23B	GAS	84.04-87.05	GWM-35A	MD997124
	U14T,U14TP,U14V	550	3G81	GAS	87.06-90.02	GWM-43A	MD997409
	U15T,U15V	550	3G81	GAS	87.06-90.02	GWM-43A	MD997409
	U14V,U15T,U15V	550	3G81	SPC	87.06-90.02	GWM-43A	MD997409
	U14T	550	3G81	SPC	88.08-90.02	GWM-43A	MD997409
	U14TG,U14VG,U15TG	550	3G81	SPC	90.01-91.02	GWM-43A	MD997409
	U15VG	550	3G81	SPC	90.01-91.02	GWM-43A	MD997409
	U61T	660	3G83	CNG	00.01-14.02	GWM-64A	MD977210
	DS16T	660	R06A	EPI	14.02-		MQ504561
	DS64V	660	K6A	EPI	14.02-		MQ504562
	DS17V	660	R06A	EPI	15.03-		MQ504561
	U18T,U18TP,U18V	660	3G83	GAS	90.01-91.02	GWM-43A	MD997409
	U19T,U19V	660	3G83	GAS	90.01-91.02	GWM-43A	MD997409
	U41T,U41V,U42T,U42V	660	3G83	GAS	90.12-99.08	GWM-64A	1300A040
	U41TP	660	3G83	GAS	91.01-99.08	GWM-64A	1300A040
	U42TP	660	3G83	GAS	93.12-99.08	GWM-64A	1300A040
	U41T,U42V	660	3G83	ECI	94.01-99.08	GWM-64A	1300A040
	U41V,U42T	660	3G83	ECI	97.10-99.08	GWM-64A	1300A040
	U62V	660	3G83	CNG	98.11-02.08	GWM-64A	MD977210
	U61V	660	3G83	CNG	98.11-14.02	GWM-64A	MD977210
	U61T,U61TP,U61V	660	3G83	ECI	98.11-14.02	GWM-64A	MD977210
U62T,U62TP,U62V	660	3G83	ECI	98.11-14.02	GWM-64A	MD977210	
MIRAGE	A05A	1000	3A90	ECI	12.07-		1300A107
	A03A	1200	3A92	ECI	14.11-		1300A107

MITSUBISHI

CAR NAME	MODEL	C.C.	ENGINE	N.B	YEAR	GMB NO.	OEM NO.
MIRAGE	A151,A155	1200	G11B		78.02-80.08	GWM-14A	MD030751
	A151,A155	1200	G11B		80.09-83.10	GWHY-17A	MD030863
	C11V	1300	G13B	GAS	85.01-92.09	GWM-77A	MD974649
	C51A	1300	4G13	GAS	87.09-91.10	GWM-77A	MD974649
	C61A	1300	4G13	GAS	87.12-91.10	GWM-77A	MD974649
	CA1A,CB1A	1300	4G13	GAS	91.07-95.10	GWM-77A	MD974649
	CJ1A,CK1A	1300	4G13	ECI	95.08-00.08	GWM-54A	MD365087
	A152,A156	1400	G12B		78.02-80.08	GWM-14A	MD030751
	A152,A156	1400	G12B		80.09-83.10	GWHY-17A	MD030863
	C12V,C12W	1500	G15B	GAS	85.01-92.09	GWM-77A	MD974649
	C32V	1500	G15B	GAS	86.08-92.09	GWM-77A	MD974649
	C52A	1500	4G15	ECI	87.09-91.10	GWM-77A	MD974649
	C52A	1500	4G15	GAS	87.09-91.10	GWM-77A	MD974649
	C62A	1500	4G15	ECI	87.12-91.10	GWM-77A	MD974649
	C62A,C72A	1500	4G15	GAS	87.12-91.10	GWM-77A	MD974649
	C82A	1500	4G15	GAS	89.09-91.10	GWM-77A	MD974649
	CA3A	1500	4G91	GAS	91.07-92.10	GWM-47A	MD179030
	CA2A,CB2A	1500	4G15	ECI	91.07-95.10	GWM-77A	MD974649
	CA3A,CB3A	1500	4G91	ECI	91.07-95.10	GWM-47A	MD179030
	CB3A,CC3A,CD3A	1500	4G91	GAS	91.07-95.10	GWM-47A	MD179030
	CJ2A,CK2A,CL2A,CM2A	1500	4G15	ECI	95.08-00.08	GWM-54A	MD365087
	A153,A157	1600	G32B		80.09-83.10	GWM-46A	MD997699
	C53A	1600	4G61	ECI	87.09-91.10	GWM-53A	MD997620
	C53A	1600	4G61	TBO	87.09-91.10	GWM-53A	MD997620
	C63A	1600	4G61	ECI	87.12-91.10	GWM-53A	MD997620
	C73A	1600	4G61	TBO	87.12-91.10	GWM-53A	MD997620
	C73A,C83A	1600	4G61	ECI	89.09-91.10	GWM-53A	MD997620
	C83A	1600	4G61	TBO	89.09-91.10	GWM-53A	MD997620
	CA4A	1600	4G92	ECI	91.07-95.10	GWM-47A	MD179030
	CC4A	1600	4G92	ECI	91.07-95.12	GWM-47A	MD179030
	CB6A	1600	6A10	MPI	91.10-95.10	GWM-55A	MD302010
	CB4A	1600	4G92	ECI	92.10-95.10	GWM-47A	MD972456
	CA4A,CB4A	1600	4G92	ECI	92.10-95.10		MD971999
	CJ4A,CK4A	1600	4G92	ECI	95.08-00.08	GWM-59A	MD309756
	C14W	1800	4D65	DIE	85.01-87.09		MD997128
	C14V	1800	4D65	DIE	85.01-88.05		MD997128
	C14V,C14W	1800	4D65	DIE	85.01-92.09	GWM-69A	MD997692
	C37W	1800	G37B	GAS	86.08-90.10	GWM-19A	MD974719
	C34V	1800	4D65	DIE	86.08-92.09	GWM-69A	MD997692
	C64A	1800	4D65	DIE	87.12-91.10	GWM-69A	MD997692
	C34W	1800	4D65	DIE	88.06-92.09	GWM-69A	MD997692
	C74A	1800	4D65	DIE	88.10-91.10	GWM-69A	MD997692
	C74A	1800	4D65	DTB	90.01-91.10	GWM-69A	MD997692
	C37W	1800	4G37	ECI	90.10-92.09	GWM-19A	MD974719
	CB7A,CD7A	1800	4D65	DTB	91.07-92.10	GWM-69A	MD997692
CM5A	1800	4G93	TBO	95.08-00.08	GWM-59A	MD309756	
CK6A	1800	6A11	ECI	95.08-99.06	GWM-55A	MD302010	
CB8A,CD8A	2000	4D68	DTB	92.10-95.10	GWM-56A	MD972054	
CK8A,CM8A	2000	4D68	DTB	95.08-99.06		MD974678	
MIRAGE ASTI	CA1A	1300	4G13	GAS	93.04-96.01	GWM-77A	MD974649
	CJ1A	1300	4G13	ECI	95.08-00.08	GWM-54A	MD365087
	CA3A	1500	4G91	ECI	93.04-96.01	GWM-47A	MD300799

MITSUBISHI

CAR NAME	MODEL	C.C.	ENGINE	N.B	YEAR	GMB NO.	OEM NO.
MIRAGE ASTI	CJ2A	1500	4G15	ECI	95.08-00.08	GWM-54A	MD365087
	CA4A	1600	4G92	ECI	93.12-96.01	GWM-47A	MD972456
	CJ4A	1600	4G92	ECI	95.08-00.08	GWM-59A	MD309756
MIRAGE DINGO	CQ1A	1300	4G13	MPI	00.01-02.08	GWM-54A	MD370803
	CQ1A	1300	4G13	ECI	01.01-02.08	GWM-54A	MD370803
	CQ2A	1500	4G15	GDI	98.11-02.08	GWM-54A	MD365087
	CQ5A	1800	4G93	GDI	00.02-02.08	GWM-59A	MD309756
OUTLANDER	CW4W	2000	4B11	ECI	09.10-12.10	GWM-93AM*	1300A083
	GF7W	2000	4J11	ECI	12.08-	GWM-93AM*	1300A083
	GG2W	2000	4B11	ECI	12.12-		1300A110
	CW5W	2400	4B12	ECI	05.09-12.10	GWM-93AM*	1300A083
	GF8W	2400	4J12	ECI	12.08-	GWM-93AM*	1300A083
	CW6W	3000	6B31	ECI	07.09-12.10		1300A055
PAJERO	L041G	2000	G63B	GAS	82.04-84.04	GWM-23A	MD997615
	L041GV	2000	G63B	GAS	82.04-88.08	GWM-23A	MD997615
	L041GW	2000	G63B	TBO	83.02-88.08	GWM-23A	MD997615
	L046GW	2000	G63B	TBO	83.09-88.08	GWM-23A	MD997615
	L041G	2000	G63B	TBO	84.05-88.08	GWM-23A	MD997615
	L043G	2300	4D55	DIE	82.04-83.05	GWM-32A	MD974748
	L043GV	2300	4D55	DIE	82.04-86.03	GWM-32A	MD974748
	L043G,L043GV	2300	4D55	DTB	82.04-86.03	GWM-32A	MD974748
	L043GW	2300	4D55	DTB	83.02-86.03	GWM-32A	MD974748
	L048GV	2300	4D55	DTB	83.05-86.03	GWM-32A	MD974748
	L048GW	2300	4D55	DTB	83.05-86.04	GWM-32A	MD974748
	V21W	2400	4G64	ECI	96.04-99.09	GWM-61A	MD972934
	L044GV,L049GV	2500	4D56	DIE	86.04-87.07	GWM-32A	MD974748
	L044GW,L049GW	2500	4D56	DTB	86.04-88.08	GWM-32A	MD974748
	L044GV,L049GV	2500	4D56	DTB	86.04-91.04	GWM-32A	MD974748
	L044G,L144GW,L149GW	2500	4D56	DTB	88.09-91.04	GWM-32A	MD974748
	L044GVG,L144G	2500	4D56	DTB	89.06-91.04	GWM-32A	MD974748
	L144GWG,L149GWG	2500	4D56	DTB	89.06-91.04	GWM-32A	MD974748
	V44W,V44WG	2500	4D56	DTB	90.10-93.07	GWM-52A	MD974999
	V24WG	2500	4D56	DTB	90.10-95.08	GWM-52A	MD974999
	V24C,V24W	2500	4D56	DTB	90.10-97.05	GWM-52A	MD974999
	V24V	2500	4D56	DTB	91.01-93.07	GWM-52A	MD974999
	V14V,V34V	2500	4D56	DTB	91.01-93.07	GWM-32A	MD974748
	V47WG	2500	4D56	DTB	95.07-96.05	GWM-52A	MD974999
	V26W	2800	4M40	DTB	93.07-95.08	GWM-57A	ME993473
	V46W	2800	4M40	DTB	93.07-97.11	GWM-57A	ME993473
	V26WG,V46V,V46WG	2800	4M40	DTB	93.07-99.09	GWM-57A	ME993473
	V26C	2800	4M40	DTB	97.05-99.09	GWM-57A	ME993473
	V63W,V73W	3000	6G72	ECI	00.06-06.08	GWM-79A*	MD979171
	V83W,V93W	3000	6G72	ECI	06.08-	GWM-79A*	MD979171
	L141GW,L146GW	3000	6G72	ECI	88.09-91.04	GWM-40A*	MD972004
	L141G	3000	6G72	ECI	89.06-91.04	GWM-40A*	MD972004
	V23C	3000	6G72	ECI	90.10-94.06	GWM-40A*	MD972004
V43W	3000	6G72	ECI	90.10-97.03	GWM-40A*	MD972004	
V23W	3000	6G72	ECI	90.10-97.05	GWM-40A*	MD972004	
V23C	3000	6G72	ECI	97.04-99.09		1300A012	
V98W	3200	4M41	DTB	08.09-		1300A074	
V98W	3200	4M41	DTB	08.09-		1300A102	
V88W	3200	4M41	DTB	09.03-		1300A074	

MITSUBISHI

CAR NAME	MODEL	C.C.	ENGINE	N.B	YEAR	GMB NO.	OEM NO.
PAJERO	V88W	3200	4M41	DTB	09.03-		1300A102
	V68W,V78W	3200	4M41	DTB	99.06-04.11		1300A044
	V68W,V78W	3200	4M41	DTB	99.06-04.11	GWM-57A	ME993473
	V75W	3500	6G74	GDI	00.06-05.11	GWM-79A*	MD979171
	V65W	3500	6G74	GDI	00.07-05.11	GWM-79A*	MD979171
	V25W,V45W	3500	6G74	ECI	93.07-97.05	GWM-60A	MD972440
	V25C	3500	6G74	ECI	94.07-97.05	GWM-60A	MD972440
	V25W,V45W	3500	6G74	GDI	97.04-99.09		MD979170
	V55W	3500	6G74	ECI	97.08-99.09		MD979170
	V65W,V75W	3500	6G74	ECI	99.06-00.07	GWM-79A*	MD979171
	V77W	3800	6G75	ECI	05.10-06.08	GWM-79A*	MD979171
	V87W	3800	6G75	ECI	06.08-11.10	GWM-79A*	MD979171
V97W	3800	6G75	ECI	06.08-12.10	GWM-79A*	MD979171	
PAJERO io	H76W	1800	4G93	TBO	00.05-06.01	GWM-59A	MD309756
	H76W	1800	4G93	ECI	02.09-07.05	GWM-59A	MD309756
	H66W	1800	4G93	GDI	98.03-00.06	GWM-59A	MD309756
	H76W	1800	4G93	GDI	98.05-00.06	GWM-59A	MD309756
	H61W,H71W	1800	4G93	GDI	99.08-00.06	GWM-59A	MD309756
	H62W,H67W,H72W	2000	4G94	GDI	00.05-02.09	GWM-59A	MD309756
	H77W	2000	4G94	GDI	00.05-07.05	GWM-59A	MD309756
PAJERO Jr	H57A	1100	4A31	ECI	95.10-98.06	GWM-66A	MD317677
PAJERO MINI	H56A	660	4A30	ECI	94.10-98.10	GWM-66A	MD317677
	H56A	660	4A30	TBO	94.10-98.10	GWM-66A	MD317677
	H51A	660	4A30	ECI	95.11-98.10	GWM-66A	MD317677
	H58A	660	4A30	TBO	98.08-12.06	GWM-75A	MD350772
	H58A	660	4A30	ECI	98.10-08.09	GWM-75A	MD350772
	H53A	660	4A30	ECI	98.10-12.06	GWM-75A	MD350772
	H53A	660	4A30	TBO	99.09-05.12	GWM-75A	MD350772
PISTACHIO	H44A	1100	4A31	GDI	99.12-00.03		MD370741
PROUDIA	BY51	2500	VQ25HR	EGI	12.07-		MQ711265
	S32A	3500	6G74	GDI	00.02-01.05	GWM-51A	MD978743
	BKNY51,BKY51	3700	VQ37VH	EGI	12.07-		MQ706272
	S33A	4500	8A80	GDI	00.02-01.05		MD977825
ROSA	BE434F	3300	4D31T	DTB	86.01-89.12	GWM-33A	ME993513
	BE434F	3300	4D31T	DTB	86.01-89.12		ME993514
	BE435F	3600	4D32	DIE	85.11-93.10		ME993514
	BE435E	3600	4D32	DIE	86.01-93.10		ME993514
	BE435E,BE435F	3600	4D32	DIE	86.01-93.10	GWM-33A	ME993513
	BE436F	3600	4D36	DIE	93.10-95.05	GWM-65A	ME995426
	BE436E	3600	4D36	DIE	93.10-97.11	GWM-65A	ME995424
	BE636E	3600	4D36	DIE	97.08-99.04	GWM-65A	ME995424
	BE439F	3900	4D34T	DTB	89.08-95.05	GWM-68A	ME993515
	BE439F	3900	4D34T	DTB	89.08-97.11	GWM-65A	ME995424
	BE449F	3900	4D34T	DTB	90.01-95.05	GWM-68A	ME993515
	BE449F	3900	4D34T	DTB	90.01-97.11	GWM-65A	ME995424
	BE459F	3900	4D34T	DTB	91.08-95.05	GWM-68A	ME993515
	BE459F	3900	4D34T	DTB	91.08-97.09	GWM-65A	ME995424
	BE63CG	4200	4D33	DIE	01.05-04.08	GWM-65A	ME995424
	BE63CE	4200	4D33	CNG	03.03-04.08	GWM-65A	ME995424
	BE437F	4200	4D33	DIE	89.08-95.05	GWM-33A	ME993513
	BE437F	4200	4D33	DIE	89.08-95.05	GWM-65A	ME995426
BE437F	4200	4D33	DIE	89.08-95.05		ME993514	

MITSUBISHI

CAR NAME	MODEL	C.C.	ENGINE	N.B	YEAR	GMB NO.	OEM NO.
ROSA	BG437F	4200	4D33	DIE	89.12-95.03		ME993514
	BE437E	4200	4D33	DIE	91.08-95.05	GWM-65A	ME995426
	BE437E	4200	4D33	DIE	91.08-95.05		ME993514
	BG437F	4200	4D33	DIE	91.12-95.03	GWM-33A	ME993513
	BE63CG	4200	4D33	CNG	99.04-	GWM-65A	ME995424
	BE63CE	4200	4D33	DIE	99.04-04.08	GWM-65A	ME995424
	BG438F	4600	4D35	DIE	95.04-97.09	GWM-65A	ME995424
	BE438E, BE438F	4600	4D35	DIE	95.05-97.09	GWM-65A	ME995424
	BE64DJ	4900	4M50	DIE	01.05-04.08	GWM-97A	ME995072
	BE63DG, BE64DG	4900	4M50	DTB	04.10-	GWM-101A	ME993965
	BE64DJ, BE66DG, BG64DG	4900	4M50	DTB	04.10-	GWM-101A	ME993965
	BE64DE	4900	4M50	DTB	04.11-	GWM-101A	ME993965
	BE644G, BE654G	4900	4M50	DTB	97.08-99.04	GWM-97A	ME995072
	BE63DE	4900	4M50	DTB	99.04-	GWM-101A	ME993965
	BE64DG, BE66DG	4900	4M50	DTB	99.04-04.08	GWM-97A	ME995072
	BE632E, BE632G	5200	4M51	DIE	97.08-99.04	GWM-97A	ME995072
	BE642G, BE642J, BG642G	5200	4M51	DIE	97.08-99.04	GWM-97A	ME995072
	BE64EJ	5200	4M51	DIE	99.04-01.04	GWM-97A	ME995072
	BE63EE, BE63EG	5200	4M51	DIE	99.04-04.08	GWM-97A	ME995072
	BE64EG, BG64EG	5200	4M51	DIE	99.04-04.08	GWM-97A	ME995072
RVR	GA3W	1800	4B10	ECI	10.02-12.10	GWM-93AM*	1300A083
	GA4W	1800	4J10	ECI	11.10-	GWM-93AM*	1300A083
	N11W, N21W	1800	4G93	ECI	91.05-97.11	GWM-47A	MD300799
	N21WG	1800	4G93	ECI	96.05-97.11	GWM-47A	MD300799
	N61W, N71W	1800	4G93	GDI	97.09-02.08	GWM-59A	MD309756
	N13W, N23W	2000	4G63	ECI	91.01-96.05	GWM-44A	MD972052
	N13W, N23W	2000	4G63	ECI	91.01-97.11	GWM-48A	MD972050
	N23WG	2000	4G63	ECI	92.09-97.11	GWM-48A	MD972050
	N28W, N28WG	2000	4D68	DTB	92.09-97.11	GWM-56A	MD972054
	N23W, N23WG	2000	4G63	TBO	94.09-97.11	GWM-48A	MD972050
	N73WG	2000	4G63	TBO	97.09-02.08	GWM-81A	1300A069
	N74WG	2400	4G64	GDI	97.09-02.08	GWM-80A	MD976464
	N64WG	2400	4G64	GDI	99.09-02.08	GWM-80A	MD976464
	SIGMA	F11A	2000	6G71	ECI	90.10-92.09	GWM-40A*
F12A		2000	6A12	ECI	92.10-95.08	GWM-55A	MD302010
F15A		2500	6G73	ECI	90.10-93.09	GWM-50A	MD972005
F13A, F25A		2500	6G73	ECI	90.10-95.08	GWM-50A	MD972005
F13AK		2500	6G73	ECI	91.08-95.08	GWM-50A	MD972005
F27A		3000	6G72	ECI	90.10-93.09	GWM-50A	MD972005
F17A		3000	6G72	ECI	90.10-95.08	GWM-50A	MD972005
STARION		A182A, A183A	2000	G63BT		82.04-90.10	GWM-23A
	A183A	2000	G63B		82.04-94.12	GWM-23A	MD997615
	A183A	2000	G63B		86.12-94.12		MD997403
	A187A	2600	G54B		85.02-86.11	GWM-37A	MD997158
TOPPO	H82A	660	3G83	ECI	08.09-	GWM-73A	MD977025
	H82A	660	3G83	TBO	08.09-	GWM-73A	MD977025
TOPPO BJ	H42V, H47V	660	3G83	ECI	00.01-03.07	GWM-73A	MD977025
	H41A	660	4A30	TBO	98.10-02.07	GWM-75A	MD350772
	H46A	660	4A30	TBO	98.10-02.08	GWM-75A	MD350772
	H42A, H47A	660	3G83	ECI	98.10-03.07	GWM-73A	MD977025
TOPPO BJ WIDE	H43A, H48A	1100	4A31	ECI	98.11-01.05	GWM-75A	MD350772
TOWNBOX	U61W, U62W	660	3G83	TBO	02.08-11.12	GWM-64A	MD977210

NISSAN

CAR NAME	MODEL	C.C.	ENGINE	N.B	YEAR	GMB NO.	OEM NO.
180SX	KRS13,RS13	1800	CA18DT	TBO	89.03-91.01	GWN-31A	21010-50VY5
	KRPS13,RPS13	2000	SR20DT	TBO	91.01-99.01	GWN-79A	B1010-52F01
	RPS13	2000	SR20DE	EGI	96.08-99.01	GWN-79A	B1010-52F01
AD	VAY12	1200	CR12DE	EGI	06.12-13.05	GWN-92A	21010-AX00A
	VB11	1300	E13S	GAS	82.10-90.10	GWN-24A	21010-50A27
	VB11	1300	E13S	GAS	88.05-90.10	GWN-49A	21010-50AY8
	WY10	1300	GA13DS	GAS	90.10-95.06	GWN-42A	21010-0M302
	VY10	1300	GA13DS	GAS	90.10-97.05	GWN-42A	21010-0M302
	MVY10	1300	GA13DS	GAS	93.07-99.06	GWN-42A	21010-0M302
	VY10	1300	GA13DE	EGI	97.05-99.06	GWN-42A	21010-0M302
	VY11	1300	QG13DE	EGI	99.06-07.01	GWN-73A	21010-4M526
	VY12	1500	HR15DE	EGI	06.12-13.05	GWN-89A	B1010-ED00A
	VY12	1500	HR15DE	EGI	13.05-	GWN-88A	21010-EE025
	VHB11	1500	E15S	GAS	82.10-90.10	GWN-24A	21010-50A27
	VHB11	1500	E15S	GAS	88.05-90.10	GWN-49A	21010-50AY8
	WFNY10,WFY10	1500	GA15DS	GAS	90.10-95.06	GWN-42A	21010-0M302
	VFNY10,VFY10	1500	GA15DS	GAS	90.10-97.05	GWN-42A	21010-0M302
	MVY10	1500	GA15DS	GAS	93.07-99.06	GWN-42A	21010-0M302
	WFNY10,WFY10	1500	GA15DE	EGI	95.06-96.05	GWN-42A	21010-0M302
	VFNY10,VFY10	1500	GA15DE	EGI	97.05-99.06	GWN-42A	21010-0M302
	VFY11	1500	QG15DE	EGI	99.06-08.12	GWN-73A	21010-4M526
	VZNY12	1600	HR16DE	EGI	08.12-	GWN-89A	B1010-ED00A
	VS11	1700	CD17	DIE	82.10-88.05		21010-16AY7
	VS11	1700	CD17	DIE	82.10-88.05	GWN-26A	21010-16AY5
	VS11	1700	CD17	DIE	88.05-90.10		21010-54AY6
	WSY10	1700	CD17	DIE	90.10-93.08		21010-54AY6
	VSNY10	1700	CD17	DIE	90.10-94.08		21010-54AY6
	VSY10	1700	CD17	DIE	90.10-97.05		21010-54AY6
	VSNY10,VSY10	1700	CD17	DIE	90.10-97.05	GWN-67A	21010-59Y25
	VG11	1800	QG18DN	CNG	00.01-08.10	GWN-73A	21010-4M526
	VHNY11	1800	QG18DE	EGI	99.06-08.12	GWN-73A	21010-4M526
	WEY10	2000	CD20	DIE	93.08-96.05	GWN-52A	21010-57J01
	VENY10,VEY10	2000	CD20	DIE	97.05-99.06	GWN-52A	21010-57J28
VENY11,VEY11	2200	YD22DD	DI	99.06-03.08	GWN-76A	B1010-AD226	
AD EXPERT	VY12	1500	HR15DE	EGI	06.12-13.05	GWN-89A	B1010-ED00A
	VY12	1500	HR15DE	EGI	13.05-	GWN-88A	21010-EE025
	VZNY12	1600	HR16DE	EGI	08.12-	GWN-89A	B1010-ED00A
	VJY12	1800	MR18DE	EGI	06.12-	GWN-90A	B1010-1GZ0A
AD MAX	WFGY10	1500	GA15DS	GAS	92.04-95.06	GWN-42A	21010-0M302
	VFGY10	1500	GA15DS	GAS	92.04-97.05	GWN-42A	21010-0M302
	WFGY10	1500	GA15DE	EGI	95.06-99.06	GWN-42A	21010-0M302
	VFGY10	1500	GA15DE	EGI	97.05-99.06	GWN-42A	21010-0M302
	VSGY10	1700	CD17	DIE	92.04-97.05		21010-54AY6
	VSGY10	1700	CD17	DIE	92.04-97.05	GWN-67A	21010-59Y25
	VEGY10	2000	CD20	DIE	97.05-99.06	GWN-52A	21010-57J28
ATLAS	BF22,BGF22	1600	Z16	GAS	82.02-90.07	GWN-05A	21010-W3688
	UF22,UGF22	1600	NA16S	GAS	90.07-92.01		B1010-85G02
	SJ2F23	1600	NA16S	GAS	92.01-95.06		B1010-85G02
	SQ1F24,SQ2F24	2000	QR20DE	EGI	07.06-		21010-EA010
	PH40	2000	Z20S	GAS	81.12-90.06	GWN-05A	21010-W3688
	PF22,PGF22	2000	Z20	GAS	82.02-90.07	GWN-05A	21010-W3688
	PH40	2000	Z20D	LPG	83.01-89.05	GWN-05A	21010-W3688

NISSAN

CAR NAME	MODEL	C.C.	ENGINE	N.B	YEAR	GMB NO.	OEM NO.
ATLAS	WH40	2000	NA20S	GAS	90.06-91.10		B1010-85G02
	WF22,WGF22	2000	NA20S	GAS	90.07-92.01		B1010-85G02
	SK2F23,SK4F23	2000	NA20S	GAS	92.01-99.06		B1010-85G02
	SH2F23,SH4F23	2000	KA20DE	EGI	99.06-07.06		B1010-85G02
	YF22,YGF22	2300	SD23	DIE	82.02-86.11	GWN-10A	21010-37585
	TF22,TGF22	2300	TD23	DIE	86.11-92.01	GWN-47AF	B1010-02N1B
	SM2F23,SM4F23	2300	TD23	DIE	92.01-95.06		B1010-5T11A
	SM6F23	2300	TD23	DIE	92.10-95.06		B1010-5T11A
	EH40	2500	SD25	DIE	81.12-86.11		21010-T8228
	EF22,EGF22,REGF22	2500	SD25	DIE	82.02-86.11		21010-T8228
	VEGF22	2500	SD25	DIE	85.08-86.11		21010-T8228
	SN2F23,SN4F23,SN6F23	2500	TD25	DIE	95.06-99.06		B1010-5T11A
	AH40	2700	TD27	DIE	86.11-90.06	GWN-47AF	B1010-02N1B
	AF22,AGF22,VAGF22	2700	TD27	DIE	86.11-92.01	GWN-47AF	B1010-02N1B
	AMF22	2700	TD27	DIE	88.10-90.07	GWN-47AF	B1010-02N1B
	AMF22	2700	TD27	DIE	88.10-92.01		21010-22TY9
	SP2F23,SP4F23	2700	TD27	DIE	92.01-04.08		B1010-5T11A
	SP8F23	2700	TD27	DIE	92.01-97.08		B1010-5T11A
	SP6F23	2700	TD27	DIE	99.06-04.08		B1010-5T11A
	ALR85AN,ALR85N	3000	4JJ1	DTB	07.01-09.05		21010-89T0A
	APR85AN	3000	4JJ1	DTB	07.01-09.10		21010-89T0A
	ANR85AR,APR85AR	3000	4JJ1	DTB	07.01-11.06		21010-89T0A
	ALR85AR	3000	4JJ1	DTB	07.01-13.02		21010-89T0A
	AMR85AR,AMR85R	3000	4JJ1	DTB	07.02-11.07		21010-89T0A
	AJR85AN,AJS85AN	3000	4JJ1	DTB	07.03-09.04		21010-89T0A
	AKR85N,AKR85R	3000	4JJ1	DTB	07.03-09.04		21010-89T0A
	AKS85AN	3000	4JJ1	DTB	07.03-09.04		21010-89T0A
	APR75N	3000	4JJ1	DTB	07.03-09.04		21010-89T0B
	AMR85N	3000	4JJ1	DTB	07.03-12.11		21010-89T0A
	AMR85AN	3000	4JJ1	DTB	07.03-13.02		21010-89T0A
	AJR85AD,AJS85A	3000	4JJ1	DTB	07.03-13.05		21010-89T0A
	AKR85A,AKR85AD	3000	4JJ1	DTB	07.03-13.05		21010-89T0A
	APS85AN	3000	4JJ1	DTB	07.04-09.03		21010-89T0A
	AKR85AN	3000	4JJ1	DTB	07.04-09.04		21010-89T0A
	APS85AR	3000	4JJ1	DTB	07.04-11.06		21010-89T0A
	AKR85YN,AKS85A	3000	4JJ1	DTB	07.04-13.05		21010-89T0A
	ALS85AR	3000	4JJ1	DTB	07.05-11.06		21010-89T0A
	SZ1F24,SZ2F24	3000	ZD30DD	DTB	07.06-		B1M10-MA70A
	SZ4F24,SZ5F24,TZ2F24	3000	ZD30DD	DTB	07.06-		B1M10-MA70A
	TZ3F24	3000	ZD30DD	DTB	07.06-		B1M10-MA70A
	AKR85AR	3000	4JJ1	DTB	07.06-09.04		21010-89T0A
	AKS85AD,AMS85AN	3000	4JJ1	DTB	07.07-09.04		21010-89T0A
	ANS85AR	3000	4JJ1	DTB	07.07-11.06		21010-89T0A
	ALS85AN	3000	4JJ1	DTB	07.08-09.04		21010-89T0A
	AKR85Y	3000	4JJ1	DTB	09.05-11.06		21010-89T0A
	ALR85R	3000	4JJ1	DTB	09.05-11.07		21010-89T0A
	AJR85A	3000	4JJ1	DTB	09.05-13.05		21010-89T0A
	AMS85AR	3000	4JJ1	DTB	09.11-11.06		21010-89T0A
	ALR85AR,AMR85AR	3000	4JJ1	DTB	11.07-13.05		21010-89T0F
	AMR85R,APR85AN	3000	4JJ1	DTB	11.07-13.05		21010-89T0F
	APR85AR	3000	4JJ1	DTB	11.07-13.05		21010-89T0F
	APS85AR	3000	4JJ1	DTB	11.08-13.05		21010-89T0F

NISSAN

CAR NAME	MODEL	C.C.	ENGINE	N.B	YEAR	GMB NO.	OEM NO.
ATLAS	ALS85AR,AMS85AR	3000	4JJ1	DTB	11.09-13.03		21010-89T0F
	ANR85AN,ANR85AR	3000	4JJ1	DTB	11.09-13.05		21010-89T0F
	APR85YN	3000	4JJ1	DTB	11.09-13.05		21010-89T0F
	ANS85AR	3000	4JJ1	DTB	11.10-13.05		21010-89T0F
	AMR85RN	3000	4JJ1	DTB	11.12-12.11		21010-89T0A
	DJH40,JGH40,JH40	3000	BD30	DIE	89.05-91.10	GWN-47AF	B1010-02N1B
	DW2H41,LW4YH41	3000	BD30	DIE	91.10-95.05	GWN-47AF	B1010-02N1B
	SW2H41	3000	BD30	DIE	91.10-95.05	GWN-47AF	B1010-02N1B
	LW2YH41	3000	BD30	DIE	93.10-95.05	GWN-47AF	B1010-02N1B
	YKR69EA	3100	4JG2	DIE	01.03-02.06	GWIS-25A	21010-89TB0
	AHR69CV	3100	4JG2	DIE	02.09-07.03	GWIS-25A	21010-89TB0
	AHR69E,AHR69EV	3100	4JG2	DIE	03.10-07.03	GWIS-25A	21010-89TB0
	AHS69EA	3100	4JG2	DIE	03.10-07.03	GWIS-25A	21010-89TB0
	AHS69EAV	3100	4JG2	DIE	03.11-07.03	GWIS-25A	21010-89TB0
	AHR69,AHR69N	3100	4JG2	DIE	04.07-07.03	GWIS-25A	21010-89TB0
	AHS69A	3100	4JG2	DIE	04.11-07.03	GWIS-25A	21010-89TB0
	AHS69AN	3100	4JG2	DIE	04.12-07.03	GWIS-25A	21010-89TB0
	AKR69EAV	3100	4JG2	DIE	95.05-02.06	GWIS-25A	21010-89TB0
	AKR69EA	3100	4JG2	DIE	95.05-07.03	GWIS-25A	21010-89TB0
	AKR69LAR	3100	4JG2	DIE	95.06-99.05	GWIS-25A	21010-89TB0
	AKR69CAE	3100	4JG2	DIE	95.08-02.06	GWIS-25A	21010-89TB0
	AKR69LAV	3100	4JG2	DIE	96.01-99.05	GWIS-25A	21010-89TB0
	AHR69K	3100	4JG2	DIE	99.02-02.06	GWIS-25A	21010-89TB0
	SR2F23,SR4F23,SR8F23	3200	QD32	DIE	97.08-07.06	GWN-47AF	B1010-6T30A
	RMGH40	3300	ED33	DIE	81.12-84.06	GWN-38A	21010-50T27
	CMH40,DMH40,MGH40	3300	ED33	DIE	81.12-86.11	GWN-38A	21010-50T27
	MH40,RMH40,TMH40	3300	ED33	DIE	81.12-86.11	GWN-38A	21010-50T27
	CMH40,DMH40,MGH40	3300	ED33	DIE	82.11-86.11		BA010-T9C25
	MH40,RMH40,TMH40	3300	ED33	DIE	82.11-86.11		BA010-T9C25
	JMH40	3300	ED33	DIE	83.01-84.06	GWN-38A	21010-50T27
	RFGH40	3300	FD33T	DTB	83.01-84.06		BA010-T9327
	FGH40	3300	FD33T	DTB	83.01-86.11		BA010-T9327
	FGH40	3300	FD33T	DTB	83.01-86.11		BA010-T9C25
	DFH40,FGH40,FH40	3300	FD33	DIE	84.06-86.11		BA010-T9C85
	DMH40,MGH40	3300	ED33	DIE	86.11-89.05		B1010-50T0A
	MH40,TMH40	3300	ED33	DIE	86.11-90.06		B1010-50T0A
	SGH40	3500	FD35T	DTB	86.11-91.10		B1010-50T0B
	CSH40,DSH40,SGH40	3500	FD35	DIE	86.11-91.10		B1010-50T0A
	SH40	3500	FD35	DIE	86.11-91.10		B1010-50T0A
	SQH40	3500	FD35T	DTB	89.05-90.06		B1010-50T0A
	SQH40	3500	FD35	DIE	89.05-91.10		B1010-50T0A
	SQH40	3500	FD35T	DTB	89.05-91.10		B1010-50T0B
	VSH40	3500	FD35	DIE	89.05-91.10		B1010-50T0B
	RH40,TRH40	3500	ED35	DIE	90.06-91.10		21010-01T90
	SE2H41,TE2H41	3500	ED35	DIE	91.10-95.05		21010-01T90
	LE2YH41,LE4YH41	3500	ED35	DIE	93.10-95.05		21010-01T90
	DG2H41,LG2YH41	4200	FD42	DIE	91.10-95.05	GWN-78A	21010-0T025
	LG4YH41,RG2YH41	4200	FD42	DIE	91.10-95.05	GWN-78A	21010-0T025
	SG2H41,VG2YH41	4200	FD42	DIE	91.10-95.05	GWN-78A	21010-0T025
	ZG4YH41	4200	FD42	DIE	91.10-95.05	GWN-78A	21010-0T025
	UG4YH41,VG4YH41	4200	FD42	DIE	92.01-95.05	GWN-78A	21010-0T025
	DG7YH41,LG7YH41	4200	FD42	DIE	92.11-95.05	GWN-78A	21010-0T025

NISSAN

CAR NAME	MODEL	C.C.	ENGINE	N.B	YEAR	GMB NO.	OEM NO.
ATLAS	LG8YH41	4200	FD42	DIE	92.11-95.05	GWN-78A	21010-0T025
	VG3YH41,ZG3YH41	4200	FD42	DIE	93.10-95.05	GWN-78A	21010-0T025
	AKR66EAV	4300	4HF1	CNG	00.07-02.03	GWN-66A	21010-89TB1
	AKR66EP	4300	4HF1	CNG	00.08-02.03	GWN-66A	21010-89TB1
	AKR66LAV	4300	4HF1	CNG	00.09-02.03	GWN-66A	21010-89TB1
	AKR81EAV,AKR81EP	4300	4HF1	CNG	02.06-04.06	GWN-66A	21010-89TB1
	AKR81LAV	4300	4HF1	CNG	03.01-04.06	GWN-66A	21010-89TB1
	APR72LV	4300	4HF1	CNG	03.05-04.06	GWN-66A	21010-89TB1
	APR72GV	4300	4HF1	CNG	03.06-04.06	GWN-66A	21010-89TB1
	AKR81E	4300	4HF1	CNG	03.10-04.06	GWN-66A	21010-89TB1
	AKR81AN	4300	4HF1	CNG	04.07-07.03	GWN-66A	21010-89TB1
	APR81N	4300	4HF1	CNG	05.03-06.12	GWN-66A	21010-89TB1
	AKR66EA	4300	4HF1N	DIE	95.05-02.06	GWN-66A	21010-89TB1
	AKR66EA,AKR66EAV	4300	4HF1	DIE	95.05-02.06	GWN-66A	21010-89TB1
	AKR66EP,AKR66ER	4300	4HF1	DIE	95.05-02.06	GWN-66A	21010-89TB1
	AKR66GAV,AKR66LAR	4300	4HF1	DIE	95.05-02.06	GWN-66A	21010-89TB1
	AKR66LAV,AKR66LR	4300	4HF1	DIE	95.05-02.06	GWN-66A	21010-89TB1
	APR66LV	4300	4HF1	DIE	95.05-02.06	GWN-66A	21010-89TB1
	AKR66ED	4300	4HF1	DIE	95.05-07.03	GWN-66A	21010-89TB1
	AKR66GN,APR66LR	4300	4HF1	DIE	95.05-99.05	GWN-66A	21010-89TB1
	AKR66E	4300	4HF1	DIE	95.06-02.06	GWN-66A	21010-89TB1
	AKR66E2N,APR66PR	4300	4HF1	DIE	95.06-99.05	GWN-66A	21010-89TB1
	APR66GR	4300	4HF1	DIE	95.07-99.05	GWN-66A	21010-89TB1
	AKR66LV	4300	4HF1	DIE	95.08-02.06	GWN-66A	21010-89TB1
	APR66PV	4300	4HF1	DIE	95.10-99.05	GWN-66A	21010-89TB1
	AKR66EDN	4300	4HF1	DIE	96.01-02.06	GWN-66A	21010-89TB1
	AKS66GA	4300	4HF1	DIE	96.01-99.05	GWN-66A	21010-89TB1
	AKR66E3N	4300	4HF1	DIE	96.04-02.06	GWN-66A	21010-89TB1
	AKS66GAV	4300	4HF1	DIE	96.05-99.05	GWN-66A	21010-89TB1
	APR66GV	4300	4HF1	DIE	96.07-99.05	GWN-66A	21010-89TB1
	AKR66E,AKR66ED	4300	4HF1N	DIE	97.05-02.06	GWN-66A	21010-89TB1
	AKR66LR	4300	4HF1N	DIE	97.05-02.06	GWN-66A	21010-89TB1
	AKR66LAR,AKR66LAV	4300	4HF1N	DIE	97.05-99.05	GWN-66A	21010-89TB1
	AKS66GAR	4300	4HF1	DIE	97.05-99.05	GWN-66A	21010-89TB1
	AKR66EAV	4300	4HF1N	DIE	97.06-02.06	GWN-66A	21010-89TB1
	AKR66LZ	4300	4HF1	DIE	97.10-99.05	GWN-66A	21010-89TB1
	AKR66K	4300	4HF1	DIE	99.02-02.06	GWN-66A	21010-89TB1
	AKS71EA	4600	4HG1	DIE	00.08-02.06	GWN-66A	21010-89TB1
	AKS71EAD	4600	4HG1	DIE	00.10-02.06	GWN-66A	21010-89TB1
	AKR71EP	4600	4HG1	LPG	00.12-02.03	GWN-66A	21010-89TB1
	AKR71LAV	4600	4HG1	LPG	01.01-02.03	GWN-66A	21010-89TB1
	APR71LAR	4600	4HG1	DIE	01.01-02.06	GWN-66A	21010-89TB1
	APR71PAR	4600	4HG1	DIE	01.02-02.06	GWN-66A	21010-89TB1
	AKR71EAV,AKR71ER	4600	4HG1	LPG	01.06-02.03	GWN-66A	21010-89TB1
	APR71LAV	4600	4HG1	DIE	01.06-02.06	GWN-66A	21010-89TB1
	APR71PAV	4600	4HG1	DIE	02.03-07.03	GWN-66A	21010-89TB1
	AKR71LZ	4600	4HG1	DIE	02.04-07.03	GWN-66A	21010-89TB1
	AKR81EAV,AKR81EP	4600	4HG1	LPG	02.06-04.06	GWN-66A	21010-89TB1
	AKR81E	4600	4HG1	LPG	02.07-04.06	GWN-66A	21010-89TB1
	AKR81GAV,AKR81LAV	4600	4HG1	LPG	02.09-04.06	GWN-66A	21010-89TB1
AKR81LV	4600	4HG1	LPG	02.10-04.06	GWN-66A	21010-89TB1	
APR72LV	4600	4HG1	LPG	03.07-07.03	GWN-66A	21010-89TB1	

NISSAN

CAR NAME	MODEL	C.C.	ENGINE	N.B	YEAR	GMB NO.	OEM NO.
ATLAS	AKR81AN	4600	4HG1	LPG	04.09-07.03	GWN-66A	21010-89TB1
	AKR82AN	4600	4HV1	CNG	05.05-07.03	GWN-66A	21010-89TB1
	APR82AN,APR82N	4600	4HV1	CNG	07.08-10.08		21010-89TOE
	APR82XAN,APR82XN	4600	4HV1	CNG	07.08-10.08		21010-89TOE
	ALR82AN,ALR82N	4600	4HV1	CNG	07.10-09.03		21010-89TOE
	ALR82XAN	4600	4HV1	CNG	07.10-09.03		21010-89TOE
	AJR82AN,AKR82N	4600	4HV1	CNG	07.10-11.01		21010-89TOE
	AKR82XAN,AMR82AN	4600	4HV1	CNG	07.10-11.01		21010-89TOE
	AMR82N	4600	4HV1	CNG	07.10-11.01		21010-89TOE
	AKR82AN	4600	4HV1	CNG	07.10-12.10		21010-89TOE
	RH4YH41,UH4YH41	4600	FD46	DIE	92.01-95.05	GWN-78A	21010-0T025
	UH5YH41,VH4YH41	4600	FD46	DIE	92.01-95.05	GWN-78A	21010-0T025
	UH3YH41	4600	FD46	DIE	93.10-95.05	GWN-78A	21010-0T025
	AKS71GDR,AKS71GR	4600	4HG1	DIE	95.05-02.06	GWN-66A	21010-89TB1
	APR71LR,APR71LV	4600	4HG1	DIE	95.05-02.06	GWN-66A	21010-89TB1
	APR71PV	4600	4HG1	DIE	95.05-02.06	GWN-66A	21010-89TB1
	APR71PR	4600	4HG1	DIE	95.05-07.03	GWN-66A	21010-89TB1
	APR71GDR	4600	4HG1	DIE	95.05-99.05	GWN-66A	21010-89TB1
	AKR71LAR	4600	4HG1	DIE	95.06-02.06	GWN-66A	21010-89TB1
	APS71LN	4600	4HG1	DIE	95.06-99.05	GWN-66A	21010-89TB1
	AKR71EA,AKR71ER	4600	4HG1	DIE	95.07-02.06	GWN-66A	21010-89TB1
	APR71GV	4600	4HG1	DIE	95.07-02.06	GWN-66A	21010-89TB1
	AKR71EAV,AKR71GN	4600	4HG1	DIE	95.07-07.03	GWN-66A	21010-89TB1
	AKR71LR	4600	4HG1	DIE	95.07-07.03	GWN-66A	21010-89TB1
	APR71GR	4600	4HG1	DIE	95.07-99.05	GWN-66A	21010-89TB1
	AKR71ED	4600	4HG1	DIE	95.08-07.03	GWN-66A	21010-89TB1
	AKR71EDN,AKR71GAV	4600	4HG1	DIE	95.09-02.06	GWN-66A	21010-89TB1
	APS71GN	4600	4HG1	DIE	95.09-99.05	GWN-66A	21010-89TB1
	AKR71LV	4600	4HG1	DIE	95.10-07.03	GWN-66A	21010-89TB1
	AKR71LAV	4600	4HG1	DIE	95.11-07.03	GWN-66A	21010-89TB1
	APR71GY	4600	4HG1	DIE	96.04-99.05	GWN-66A	21010-89TB1
	AKS71LAR	4600	4HG1	DIE	97.06-02.06	GWN-66A	21010-89TB1
	AKR71EN,AKR71LN	4600	4HG1	DIE	97.07-02.06	GWN-66A	21010-89TB1
	AKS71LAV	4600	4HG1	DIE	97.07-02.06	GWN-66A	21010-89TB1
	AKR71E2N	4600	4HG1	DIE	98.08-99.05	GWN-66A	21010-89TB1
	AKS71GAN	4600	4HG1	DIE	98.09-99.05	GWN-66A	21010-89TB1
	AKS71GA,AKS71GAR	4600	4HG1	DIE	99.05-02.06	GWN-66A	21010-89TB1
	AKS71GAV	4600	4HG1	DIE	99.05-02.06	GWN-66A	21010-89TB1
	AKR71E	4600	4HG1	DIE	99.05-07.03	GWN-66A	21010-89TB1
	AKR71E3N,AKS71LN	4600	4HG1	DIE	99.07-02.06	GWN-66A	21010-89TB1
	AKR71EP	4600	4HG1	DIE	99.08-02.06	GWN-66A	21010-89TB1
	APR71LV	4600	4HG1	CNG	99.09-02.03	GWN-66A	21010-89TB1
	AKR81EA,AKR81EAV	4800	4HL1N	DIE	02.05-07.03	GWN-66A	21010-89TB1
	AKR81ED,AKR81GAV	4800	4HL1N	DIE	02.05-07.03	GWN-66A	21010-89TB1
	AKR81LAR,AKR81LAV	4800	4HL1N	DIE	02.05-07.03	GWN-66A	21010-89TB1
	AKR81E,AKR81EA	4800	4HL1	DIE	02.05-07.03	GWN-66A	21010-89TB1
	AKR81EAV,AKR81ED	4800	4HL1	DIE	02.05-07.03	GWN-66A	21010-89TB1
	APR81LR	4800	4HL1	DIE	02.05-07.03	GWN-66A	21010-89TB1
	AKR81EP,AKR81GAV	4800	4HL1	DIE	02.06-07.03	GWN-66A	21010-89TB1
	AKR81GN,AKR81LAR	4800	4HL1	DIE	02.06-07.03	GWN-66A	21010-89TB1
AKR81LR,AKR81LV	4800	4HL1	DIE	02.06-07.03	GWN-66A	21010-89TB1	
AKS81EA,APR81GR	4800	4HL1	DIE	02.06-07.03	GWN-66A	21010-89TB1	

NISSAN

CAR NAME	MODEL	C.C.	ENGINE	N.B	YEAR	GMB NO.	OEM NO.
ATLAS	APR81LAR,APR81LV	4800	4HL1	DIE	02.06-07.03	GWN-66A	21010-89TB1
	AKR81EP,AKR81LV	4800	4HL1N	DIE	02.07-07.03	GWN-66A	21010-89TB1
	AKR81E3N,AKR81EN	4800	4HL1	DIE	02.07-07.03	GWN-66A	21010-89TB1
	AKR81LAV,AKS81EAD	4800	4HL1	DIE	02.07-07.03	GWN-66A	21010-89TB1
	AKS81EAV,AKS81GAV	4800	4HL1	DIE	02.07-07.03	GWN-66A	21010-89TB1
	AKS81GDR,AKS81GR	4800	4HL1	DIE	02.07-07.03	GWN-66A	21010-89TB1
	AKS81LAR,AKS81LAV	4800	4HL1	DIE	02.07-07.03	GWN-66A	21010-89TB1
	AKS81LN,APR81PAR	4800	4HL1	DIE	02.07-07.03	GWN-66A	21010-89TB1
	APR81PAV,APR81PV	4800	4HL1	DIE	02.07-07.03	GWN-66A	21010-89TB1
	APR81LAV	4800	4HL1	DIE	02.08-07.03	GWN-66A	21010-89TB1
	AKR81E3N	4800	4HL1N	DIE	02.09-07.03	GWN-66A	21010-89TB1
	AKR81LN,AKR81LZ	4800	4HL1	DIE	02.09-07.03	GWN-66A	21010-89TB1
	APR81PR	4800	4HL1	DIE	02.09-07.03	GWN-66A	21010-89TB1
	APR81GV	4800	4HL1	DIE	02.12-07.03	GWN-66A	21010-89TB1
	AKS81GAR	4800	4HL1	DIE	03.05-07.03	GWN-66A	21010-89TB1
	AKR81A,AKR81AD	4800	4HL1	DIE	04.06-07.03	GWN-66A	21010-89TB1
	AKR81AN,AKR81AR	4800	4HL1	DIE	04.06-07.03	GWN-66A	21010-89TB1
	AKR81N,AKR81R,AKS81A	4800	4HL1	DIE	04.06-07.03	GWN-66A	21010-89TB1
	AKS81AN,AKS81AR	4800	4HL1	DIE	04.07-07.03	GWN-66A	21010-89TB1
	AKS81N,APR81AN	4800	4HL1	DIE	04.07-07.03	GWN-66A	21010-89TB1
	APR81AR	4800	4HL1	DIE	04.07-07.03	GWN-66A	21010-89TB1
	APR81N,APR81R	4800	4HL1	DTB	04.07-07.03	GWN-66A	21010-89TB1
	APR81DR	4800	4HL1	DTB	04.08-07.03	GWN-66A	21010-89TB1
	APS81AN,APS81AR	4800	4HL1	DIE	04.08-07.03	GWN-66A	21010-89TB1
	APS81N	4800	4HL1	DIE	04.08-07.03	GWN-66A	21010-89TB1
	APR70LR,APR70LYR	4800	4HE1T	DTB	95.07-99.05	GWN-66A	21010-89TB1
	APR70PR,APR70PYR	4800	4HE1T	DTB	95.07-99.05	GWN-66A	21010-89TB1
	APR70PV	4800	4HE1T	DTB	95.08-99.05	GWN-66A	21010-89TB1
	APR70GDR	4800	4HE1T	DTB	95.09-99.05	GWN-66A	21010-89TB1
	APR70LV	4800	4HE1T	DTB	96.01-99.05	GWN-66A	21010-89TB1
	AKR72ER	5000	4HJ1N	DIE	00.04-02.06	GWN-66A	21010-89TB1
	APR72LAR	5000	4HJ1	DIE	00.07-07.03	GWN-66A	21010-89TB1
	APR72LAV	5000	4HJ1	DIE	00.08-07.03	GWN-66A	21010-89TB1
	AKR72LR	5000	4HJ1N	DIE	00.09-07.03	GWN-66A	21010-89TB1
	AKR72ER	5000	4HJ1	DIE	00.10-02.06	GWN-66A	21010-89TB1
	AKR72LN,APR72PYR	5000	4HJ1	DIE	01.03-02.06	GWN-66A	21010-89TB1
	AKR72E,AKR72GN	5000	4HJ1	DIE	01.03-07.03	GWN-66A	21010-89TB1
	AKR72LR	5000	4HJ1	DIE	01.03-07.03	GWN-66A	21010-89TB1
	AKR72E3N	5000	4HJ1	DIE	01.06-02.06	GWN-66A	21010-89TB1
	AKR72LV	5000	4HJ1	DIE	01.08-02.06	GWN-66A	21010-89TB1
	AKR72ED	5000	4HJ1	DIE	01.10-07.03	GWN-66A	21010-89TB1
	APR72LYR	5000	4HJ1	DIE	01.11-02.06	GWN-66A	21010-89TB1
	APR72PAR,APR72PAV	5000	4HJ1	DIE	02.06-07.03	GWN-66A	21010-89TB1
	APR72GN	5000	4HJ1	DIE	02.07-07.03	GWN-66A	21010-89TB1
	APS72LAR,APS72LAV	5000	4HJ1	DIE	03.02-07.03	GWN-66A	21010-89TB1
	APS72PAR	5000	4HJ1	DIE	03.03-07.03	GWN-66A	21010-89TB1
	APS72PAV	5000	4HJ1	DIE	03.06-07.03	GWN-66A	21010-89TB1
	APR72GDR,APR72GR	5000	4HJ1	DIE	97.05-07.03	GWN-66A	21010-89TB1
	APR72LV,APR72PR	5000	4HJ1	DIE	97.05-07.03	GWN-66A	21010-89TB1
	APR72PV,APS72LN	5000	4HJ1	DIE	97.05-07.03	GWN-66A	21010-89TB1
	APR72GV,APR72LR	5000	4HJ1	DIE	97.06-07.03	GWN-66A	21010-89TB1
	APS72GN	5000	4HJ1	DIE	97.06-07.03	GWN-66A	21010-89TB1

NISSAN

CAR NAME	MODEL	C.C.	ENGINE	N.B	YEAR	GMB NO.	OEM NO.
ATLAS	APR72GY	5000	4HJ1	DIE	99.11-02.06	GWN-66A	21010-89TB1
	APR75N	5200	4HK1	DTB	09.05-11.06		21010-89T0B
	APR75LYR,APR75PYR	5200	4HK1T	DTB	99.06-02.06		21010-89TA8
	APR75LR,APR75PV	5200	4HK1T	DTB	99.06-07.03		21010-89TA8
	APR75PR	5200	4HK1T	DTB	99.07-07.03		21010-89TA8
	APR75GDR	5200	4HK1T	DTB	99.08-02.06		21010-89TA8
	APR75LV	5200	4HK1T	DTB	99.08-07.03		21010-89TA8
ATLAS/CONDOR	F20	1500	J15		86.01-79.08	GWN-01A	21010-13226
	F22	1600	Z16		82.02-90.07	GWN-05A	21010-W3685
	F22,F23	1600	NA16S		90.07-94.12	GWN-54A	21010-85G25
	F20	2000	H20		76.01-81.12		21010-B8525
	H40	2000	Z20S/D		81.12-90.06	GWN-05A	21010-P7527
	F22	2000	Z20		82.02-90.07	GWN-05A	21010-W3685
	F22,F23,H40	2000	NA20S		90.07-94.12	GWN-54A	21010-85G25
AUSTER	T11	1600	CA16S	GAS	81.06-85.11	GWN-20A	21010-D01Y6
	T12	1600	CA16S	GAS	85.10-88.01	GWN-20A	21010-D01Y6
	T12	1600	CA16S	GAS	85.10-89.12	GWN-35A	21010-06E25
	T12	1600	CA16S	GAS	88.01-89.12		21010-06EY6
	PT11	1800	CA18E	EGI	81.06-85.11	GWN-20A	21010-D01Y6
	PT11	1800	CA18S	GAS	81.06-85.11	GWN-20A	21010-D01Y6
	PT12	1800	CA18DT	TBO	85.10-88.01	GWN-31A	21010-50VY5
	PT12	1800	CA18ET	TBO	85.10-88.01	GWN-20A	21010-D01Y6
	PT12	1800	CA18ET	TBO	85.10-88.01	GWN-35A	21010-06E25
	PT12	1800	CA18I	EI	85.10-88.01	GWN-20A	21010-D01Y6
	PT12	1800	CA18DT	TBO	85.10-89.12	GWN-35A	21010-06E25
	PT12	1800	CA18I	EI	85.10-89.12	GWN-35A	21010-06E25
	PT12	1800	CA18DE	EGI	88.01-89.12		21010-06EY6
	PT12	1800	CA18DE	EGI	88.01-89.12	GWN-35A	21010-06E25
	PT12	1800	CA18DT	TBO	88.01-89.12		21010-06EY6
	PT12	1800	CA18I	EI	88.01-89.12		21010-06EY6
AVENIR	B11	1300	E13S		82.10-89.03	GWN-24A	21010-50A26
	B11	1300	E13S		89.03-90.08	GWN-49A	21010-50A28
	Y10	1300	GA13DS		90.10-94.12	GWN-42A	21010-OM300
	B11	1500	E15S		82.10-89.03	GWN-24A	21010-50A26
	B11	1500	E15S		89.03-90.08	GWN-49A	21010-50A28
	Y10	1500	GA15DS		90.10-94.12	GWN-42A	21010-OM300
	W10	1600	GA16DS		90.05-94.12	GWN-42A	21010-53Y01
	VEW10	1600	GA16DS	GAS	90.05-99.06	GWN-42A	21010-OM302
	VENW10	1600	GA16DS	GAS	90.10-99.06	GWN-42A	21010-OM302
	W10	1800	SR18DI	EI	90.05-93.01	GWN-48A	21010-53J05
	W10	1800	SR18DI		90.05-93.01	GWN-48A	21010-53J00
	W10	1800	SR18DE		93.01-94.12	GWN-48A	21010-53J00
	W10	1800	SR18DE	EGI	93.01-98.08	GWN-48A	21010-53J05
	W11	1800	QG18DE	EGI	98.08-05.09	GWN-73A	21010-4M526
	RNW11,RW11	2000	QR20DE	EGI	02.08-05.09	GWN-86A	21010-6N226
	W10	2000	SR20D		90.05-94.12	GWN-48A	21010-53J00
	PNW10,PW10	2000	SR20DE	EGI	90.05-98.08	GWN-48A	21010-53J05
	VSW10	2000	CD20	DIE	90.05-99.06	GWN-52A	21010-57J01
	SW10	2000	CD20T	DTB	93.01-98.08	GWN-52A	21010-57J01
	PNW10	2000	SR20DT	TBO	95.08-98.08	GWN-48A	21010-53J05
	SW11	2000	CD20ET	DTB	98.08-00.05	GWN-52A	21010-57J28
	PNW11	2000	SR20DT	TBO	98.08-02.08	GWN-48A	21010-53J05

NISSAN

CAR NAME	MODEL	C.C.	ENGINE	N.B	YEAR	GMB NO.	OEM NO.
AVENIR	PNW11,PW11	2000	SR20DE	EGI	98.08-02.08	GWN-48A	21010-53J05
BASSARA	JNU30,JU30	2400	KA24DE	EGI	99.11-01.08	GWN-50A	21010-1E403
	JTNU30,JTU30	2500	QR25DE	EGI	01.08-03.06	GWN-86A	21010-6N226
	JVNU30,JVU30	2500	YD25DT	DTB	99.11-01.08	GWN-76A	B1010-AD226
	JHU30	3000	VQ30DE	EGI	99.11-03.06	GWN-51A	21010-31U28
Be-1	BK10	1000	MA10S	GAS	87.01-88.05	GWN-29A	21010-01BY9
	K10	1000	MA10S		87.01-88.05	GWN-29A	21010-01B28
BLUEBIRD	510	1300	L13		67.01-70.12	GWN-03A	21010-21028
	510,A/C	1300	L13		67.01-70.12	GWN-12AF	21010-23028
	510	1400	L14		70.01-72.12	GWN-03A	21010-21028
	510,A/C	1400	L14		70.01-72.12	GWN-12AF	21010-23028
	5.10611E+11	1600	L16		67.01-78.07	GWN-03A	21010-21028
	510,610,611,810,A/C	1600	L16		67.01-78.07	GWN-12AF	21010-23028
	811	1600	Z16		78.08-79.09	GWN-03A	21010-21028
	811,A/C	1600	Z16S		78.08-79.09	GWN-12AF	21010-23028
	910	1600	L16S		79.10-81.12	GWN-23AF	21010-N5829
	J910	1600	Z16S	GAS	79.10-82.09	GWN-23AF	B1010-80W27
	910	1600	Z16S		79.10-84.01	GWN-23AF	21010-N5829
	VTJ910	1600	L16S	GAS	79.12-81.12	GWN-23AF	B1010-80W27
	VJ910	1600	Z16S	GAS	82.01-83.10	GWN-23AF	B1010-80W27
	910	1600	CA16S		82.10-83.10	GWN-31A	21010-W4426
	RJ910	1600	CA16S	GAS	82.10-83.12	GWN-31A	21010-50VY5
	U11	1600	CA16S		83.10-86.07	GWN-20A	21010-D0126
	RU11	1600	CA16S	GAS	83.10-87.09	GWN-20A	21010-D01Y6
	VRU11	1600	CA16S	GAS	83.10-89.10	GWN-20A	21010-D01Y6
	RU11	1600	CA16S	GAS	85.08-87.09	GWN-35A	21010-06E25
	VRU11	1600	CA16S	GAS	85.08-89.10	GWN-35A	21010-06E25
	U11	1600	CA16S		86.07-89.10	GWN-35A	21010-06E25
	U12	1600	CA16S		87.09-88.11	GWN-35A	21010-06E26
	U12	1600	CA16S	GAS	87.09-89.10	GWN-35A	21010-06E25
	U12	1600	CA16S	GAS	87.09-91.08		21010-06EY6
	U12	1600	CA16S		88.12-94.12		21010-71E27
	VRU11	1600	CA16S	GAS	89.10-90.05		21010-06EY6
	U11(VAN)	1600	CA16S		89.10-94.12		21010-71E26
	U13	1600	GA16DS		91.09-94.12	GWN-42A	21010-03M00
	U13	1600	GA16DS	GAS	91.09-95.11	GWN-42A	21010-0M302
	5.10611E+11	1800	L18		70.01-78.07	GWN-03A	21010-21028
	510,610,611,810,A/C	1800	L18		70.01-78.07	GWN-12AF	21010-23028
	811	1800	Z18		78.08-79.09	GWN-03A	21010-21028
	811,A/C	1800	Z18		78.08-79.09	GWN-12AF	21010-23028
	P910	1800	Z18E	EGI	79.10-82.09	GWN-23AF	B1010-80W27
	P910,PJ910	1800	Z18S	GAS	79.10-82.09	GWN-23AF	B1010-80W27
	PJ910	1800	Z18P	LPG	79.10-83.12	GWN-23AF	B1010-80W27
	910	1800	Z18		79.10-84.01	GWN-23AF	21010-N5829
	WPJ910	1800	Z18S	GAS	79.12-82.09	GWN-23AF	B1010-80W27
	P910	1800	Z18ET	TBO	80.03-83.10	GWN-23AF	B1010-80W27
	910	1800	CA18S/E		82.10-83.10	GWN-31A	21010-W4426
	U910,WUJ910	1800	CA18S	GAS	82.10-83.10	GWN-31A	21010-50VY5
	U910	1800	CA18E	EGI	82.10-83.12	GWN-31A	21010-50VY5
	UJ910	1800	CA18S	GAS	82.10-83.12	GWN-31A	21010-50VY5
	U11	1800	CA18S/DET		83.10-85.08	GWN-20A	21010-D0126
	U11	1800	CA18E	EGI	83.10-87.09	GWN-20A	21010-D01Y6

NISSAN

CAR NAME	MODEL	C.C.	ENGINE	N.B	YEAR	GMB NO.	OEM NO.
BLUEBIRD	U11	1800	CA18ET	TBO	83.10-87.09	GWN-20A	21010-D01Y6
	U11	1800	CA18S	GAS	83.10-87.09	GWN-20A	21010-D01Y6
	WU11	1800	CA18ET	TBO	83.10-90.05	GWN-20A	21010-D01Y6
	WU11	1800	CA18S	GAS	83.10-90.05	GWN-20A	21010-D01Y6
	PJ910	1800	Z18P	LPG	84.01-85.01	GWN-05A	21010-W3688
	910	1800	Z18P		84.01-94.12	GWN-05A	21010-P7528
	PC910	1800	Z18P	LPG	85.02-93.06	GWN-05A	21010-W3688
	U11	1800	CA18S/E/ET		85.08-86.07	GWN-20A	21010-D0126
	U11	1800	CA18DET		85.08-86.10	GWN-31A	21010-W4426
	U11	1800	CA18DT	TBO	85.08-87.09	GWN-31A	21010-50VY5
	U11	1800	CA18DT	TBO	85.08-87.09	GWN-35A	21010-06E25
	U11	1800	CA18E	EGI	85.08-87.09	GWN-35A	21010-06E25
	U11	1800	CA18ET	TBO	85.08-87.09	GWN-35A	21010-06E25
	U11	1800	CA18S	GAS	85.08-87.09	GWN-35A	21010-06E25
	WU11	1800	CA18ET	TBO	85.08-90.05		21010-06EY6
	WU11	1800	CA18ET	TBO	85.08-90.05	GWN-35A	21010-06E25
	WU11	1800	CA18S	GAS	85.08-90.05		21010-06EY6
	WU11	1800	CA18S	GAS	85.08-90.05	GWN-35A	21010-06E25
	U11	1800	CA18S/E/ET		86.07-87.09	GWN-35A	21010-06E25
	U11	1800	CA18DET		86.10-87.09	GWN-35A	21010-06E25
	U12	1800	CA18I		87.09-88.11	GWN-35A	21010-06E25
	RNU12	1800	CA18DT	TBO	87.09-89.10		21010-06EY6
	RNU12	1800	CA18DT	TBO	87.09-89.10	GWN-35A	21010-06E25
	RNU12	1800	CA18I	EI	87.09-89.10		21010-06EY6
	RNU12,RU12	1800	CA18DE	EGI	87.09-89.10		21010-06EY6
	RNU12,RU12	1800	CA18DE	EGI	87.09-89.10	GWN-35A	21010-06E25
	RNU12,RU12	1800	CA18I	EI	87.09-89.10	GWN-35A	21010-06E25
	U11	1800	CA18S/ET		87.09-89.10	GWN-35A	21010-06E25
	U12	1800	CA18D/DT		87.09-89.10	GWN-35A	21010-06E25
	RU12	1800	CA18I	EI	87.09-91.08		21010-06EY6
	U12	1800	CA18I		88.12-94.12		21010-71E27
	ENU12,EU12	1800	SR18DI	TWC	89.10-91.08	GWN-48A	21010-53J05
	U11	1800	CA18S/ET		89.10-94.12		21010-71E26
	U12	1800	SR18DI		89.10-94.12	GWN-48A	21010-53J00
	TEU13	1800	SR18DE	EGI	91.09-93.08	GWN-48A	21010-53J05
	U13	1800	SR18DE		91.09-94.12	GWN-48A	21010-53J00
	ENU13,EU13	1800	SR18DE	EGI	91.09-95.11	GWN-48A	21010-53J05
	ENU14	1800	SR18DE	EGI	96.01-01.08	GWN-48A	21010-53J05
	EU14	1800	SR18DE	EGI	96.01-98.09	GWN-48A	21010-53J05
	QU14	1800	QG18DD	DI	98.09-01.08	GWN-73A	21010-4M526
	QU14	1800	QG18DE	EGI	98.09-01.08	GWN-73A	21010-4M526
	Y910	2000	Z20E	EGI	79.10-82.09	GWN-23AF	B1010-80W27
	910	2000	Z20E/S		79.10-84.01	GWN-23AF	21010-N5827
	EJ910,VEJ910	2000	LD20	DIE	80.04-82.09		BA010-G3625
	EJ910,VEJ910	2000	LD20	DIE	80.04-82.09		BA010-W1788
	VEJ910	2000	LD20	DIE	80.04-83.10		BA010-G3626
	EJ910	2000	LD20	DIE	80.04-88.02		BA010-02C25
	EJ910	2000	LD20	DIE	80.04-88.02		BA010-G3626
	Y910,YJ910	2000	Z20S	GAS	81.01-83.10	GWN-23AF	B1010-80W27
	EJ910	2000	LD20T	DTB	82.01-83.10		BA010-02C25
	EJ910	2000	LD20T	DTB	82.01-83.10		BA010-G3626
	YU11	2000	CA20S	GAS	83.10-85.08	GWN-20A	21010-D01Y6

NISSAN

CAR NAME	MODEL	C.C.	ENGINE	N.B	YEAR	GMB NO.	OEM NO.
BLUEBIRD	EU11	2000	LD20	DIE	83.10-87.09	GWN-63A	21010-05E27
	VEU11	2000	LD20	DIE	83.10-90.05	GWN-63A	21010-05E27
	PU11	2000	VG20ET	TBO	84.10-88.10		21010-26EY2
	U11	2000	VG20#		84.10-94.12	GWN-36A	21010-26E25
	PU11	2000	VG20E	EGI	86.01-88.10		21010-26EY2
	SU12	2000	LD20	DIE	87.09-91.08	GWN-63A	21010-05E27
	EJ910	2000	LD20	DIE	88.02-93.06	GWN-57A	21010-G81Y5
	HNU12	2000	SR20DE	TWC	89.10-91.08	GWN-48A	21010-53J05
	HNU12	2000	SR20DT	TBO	89.10-91.08	GWN-48A	21010-53J05
	HNU12,HU12	2000	SR20DE	EGI	89.10-91.08	GWN-48A	21010-53J05
	U12	2000	SR20D/DT		89.10-94.12	GWN-48A	21010-53J00
	HAU12	2000	SR20DE	EGI	91.02-92.04	GWN-48A	21010-53J05
	TSU13	2000	CD20	DIE	91.09-93.08	GWN-52A	21010-57J01
	U12	2000	SR20DE/DET		91.09-94.12	GWN-48A	21010-53J00
	HNU13	2000	SR20DT	TBO	91.09-95.11	GWN-48A	21010-53J05
	HNU13,HU13	2000	SR20DE	EGI	91.09-95.11	GWN-48A	21010-53J05
	SNU13,SU13	2000	CD20	DIE	91.09-95.11	GWN-52A	21010-57J01
	HNU14,HU14	2000	SR20DE	EGI	96.01-01.08	GWN-48A	21010-53J05
	SU14	2000	CD20	DIE	96.01-98.09	GWN-52A	21010-57J01
	HU14	2000	SR20VE	EGI	97.09-01.08	GWN-48A	21010-53J05
	SU14	2000	CD20E	DIE	98.09-01.08	GWN-52A	21010-57J28
	U13	2400	KA24DE		93.08-	GWN-50A	21010-1E400
	PU13	2400	KA24DE	EGI	93.08-95.11	GWN-50A	21010-1E4Y0
BLUEBIRD SYLPHY	FG10	1500	QG15DE	EGI	00.08-05.12	GWN-73A	21010-4M526
	G11	1500	HR15DE	EGI	05.12-09.05		21010-ED00A
	NG11	1500	HR15DE	EGI	05.12-09.05	GWN-87A	21010-ED325
	G11	1500	HR15DE	EGI	05.12-12.12	GWN-89A	B1010-ED00A
	NG11	1500	HR15DE	EGI	05.12-12.12	GWN-88A	21010-EE025
	QG10,QNG10	1800	QG18DE	EGI	00.08-05.12	GWN-73A	21010-4M526
	TG10	2000	QR20DD	DI	00.08-05.12	GWN-86A	21010-6N226
	KG11	2000	MR20DE	EGI	05.12-12.12	GWN-90A	B1010-1GZ0A
CABALL/CLIPPER/BISON	340341	2000	H20		76.05-82.08	GWN-06A	21010-J5025
CABSTER/HOMER	320	1200	D12		69.01-72.12		21010-B0725
	321	1300	J		70.01-75.12	GWN-01A	21010-13226
	321,F20	1500	J15		70.01-79.08	GWN-01A	21010-13226
	641	1600	R		67.01-73.12		21010-85025
	F21,T20	1600	J16		73.01-81.12	GWN-01A	21010-13226
	F20	2000	H20		76.01-79.08		21010-B8525
	F21	2000	H20		79.09-81.12		21010-B8625
CARAVAN	VBE23	1600	J16	GAS	80.08-82.04		21010-03W25
	VNE23	1800	Z18	GAS	82.05-86.09	GWN-05A	21010-W3688
	VPE25	2000	KA20DE	EGI	01.04-07.08		21010-VW027
	VRE25	2000	QR20DE	EGI	07.08-12.06		21010-EA010
	CPGE23,DPGE23	2000	H20	GAS	80.08-82.04	GWN-18A	21010-R9026
	FPGE23,VPGE23	2000	H20	GAS	80.08-82.04	GWN-18A	21010-R9026
	KHE23,KHGE23	2000	Z20	GAS	80.08-86.09	GWN-05A	21010-W3688
	KSE23,KSGE23	2000	LD20T	DTB	82.05-86.09		BA010-R8427
	KSE23,KSGE23	2000	LD20T	DTB	82.05-86.09		BA010-R8487
	CHGE23,DHGE23	2000	Z20	GAS	82.05-86.09	GWN-05A	21010-W3688
	FHGE23,VHGE23	2000	Z20	GAS	82.05-86.09	GWN-05A	21010-W3688
	CHGE24,DHGE24	2000	Z20	GAS	86.09-90.08	GWN-05A	21010-W3688
	FHGE24,VHE24,VHGE24	2000	Z20	GAS	86.09-90.08	GWN-05A	21010-W3688

NISSAN

CAR NAME	MODEL	C.C.	ENGINE	N.B	YEAR	GMB NO.	OEM NO.
CARAVAN	KSE24,KSGE24	2000	LD20T	DTB	86.09-90.10	GWN-57A	21010-G81Y5
	KHE24,KHGE24	2000	Z20	GAS	86.09-93.05	GWN-05A	21010-W3688
	DTGE24,FTGE24	2000	NA20S	GAS	90.08-93.05		B1010-85G02
	CTGE24,VTE24,VTGE24	2000	NA20S	GAS	90.08-99.06		B1010-85G02
	KHE24,KHGE24	2000	Z20S	GAS	93.05-95.08	GWN-05A	21010-W3688
	CPGE24,VPE24,VPGE24	2000	KA20DE	EGI	99.06-01.04		B1010-85G02
	CRGE23,DRGE23,KRE23	2200	SD22	DIE	80.08-82.04	GWN-10A	21010-37585
	KRGE23,VRE23,VRGE23	2200	SD22	DIE	80.08-82.04	GWN-10A	21010-37585
	CYGE23,DYGE23,VYE23	2300	SD23	DIE	82.05-86.09	GWN-10A	21010-37585
	VYGE23	2300	SD23	DIE	82.05-86.09	GWN-10A	21010-37585
	CYGE24,DYGE24,VYGE24	2300	TD23	DIE	86.09-88.09		B1010-J2N26
	CYGE24,DYGE24,VYE24	2300	TD23	DIE	86.09-88.09	GWN-47AF	B1010-02N1B
	VYGE24	2300	TD23	DIE	86.09-88.09	GWN-47AF	B1010-02N1B
	VYE24	2300	TD23	DIE	86.09-90.08		B1010-J2N26
	CQGE25,DQGE25	2400	KA24DE	EGI	01.04-07.08		21010-VW126
	QGE25	2400	KA24DE	EGI	01.11-07.08		21010-VW126
	QE25	2400	KA24DE	EGI	03.05-07.08		21010-VW126
	CQGE24	2400	KA24DE	EGI	99.06-01.04		B1010-VJ226
	CQGE24	2400	KA24DE	EGI	99.06-01.04	GWN-40A	B1010-40F27
	SE25	2500	QR25DE	EGI	07.08-08.12		21010-EA010
	CSGE25,DSGE25,SGE25	2500	QR25DE	EGI	07.08-12.06		21010-EA010
	ARGE24,CRGE24,DRGE24	2700	TD27	DIE	87.10-95.08		B1010-J2N26
	KRME24,VRMGE24	2700	TD27	DIE	87.10-95.08		21010-21NY6
	KRE24	2700	TD27T	DTB	88.10-93.05		B1010-J2N26
	KRME24	2700	TD27T	DTB	88.10-93.05		21010-21NY6
	KRMGE24	2700	TD27	DIE	88.10-95.08		21010-21NY6
	VRGE24	2700	TD27	DIE	88.10-95.08		B1010-J2N26
	VRE24	2700	TD27	DIE	90.08-95.08		B1010-J2N26
	ARE24	2700	TD27TI	DTB	90.10-95.08		B1010-J2N26
	ARME24,ARMGE24	2700	TD27TI	DTB	90.10-95.08		21010-21NY6
	CRMGE24	2700	TD27	DIE	90.10-95.08		21010-21NY6
	KRE24,KRGE24	2700	TD27	DIE	90.10-95.08		B1010-J2N26
	CRMGE24	2700	TD27	DIE	95.08-96.09		B1010-65N94
	ARE24	2700	TD27TI	DTB	95.08-97.05	GWN-47AF	B1010-VH00A
	ARME24	2700	TD27TI	DTB	95.08-97.05		B1010-65N94
	CRGE24,DRGE24,VRE24	2700	TD27	DIE	95.08-97.05	GWN-47AF	B1010-VH00A
	VRGE24	2700	TD27	DIE	95.08-97.05	GWN-47AF	B1010-VH00A
	VRMGE24	2700	TD27	DIE	95.08-97.05		B1010-65N94
	ARGE24	2700	TD27TI	DTB	95.08-99.06	GWN-47AF	B1010-VH00A
	ARMGE24	2700	TD27TI	DTB	95.08-99.06		B1010-65N94
	KRE24,KRGE24	2700	TD27	DIE	95.08-99.06	GWN-47AF	B1010-VH00A
	KRME24,KRMGE24	2700	TD27	DIE	95.08-99.06		B1010-65N94
	ARGE24	2700	TD27	DIE	97.05-99.06	GWN-47AF	B1010-VH00A
	KRE24,KRGE24	2700	TD27TI	DTB	97.05-99.06	GWN-47AF	B1010-VH00A
	CWGE25,CWMGE25	3000	ZD30DD	EDI	01.04-04.08		B1010-VW20A
	DWGE25,DWMGE25,VWE25	3000	ZD30DD	EDI	01.04-04.08		B1010-VW20A
	VWME25	3000	ZD30DD	EDI	01.04-04.08		B1010-VW20A
	CWGE25,DWGE25,VWE25	3000	ZD30DD	DTB	02.09-12.06		B1010-VW20A
	CWMGE25,DWMGE25	3000	ZD30DD	DTB	03.05-12.06		B1010-VW20A
	VWME25	3000	ZD30DD	DTB	03.05-12.06		B1010-VW20A
	CWGE25,CWMGE25	3000	ZD30DD	DTB	07.08-12.06		B1010-VZ20A
	DWGE25,DWMGE25,VWE25	3000	ZD30DD	DTB	07.08-12.06		B1010-VZ20A

NISSAN

CAR NAME	MODEL	C.C.	ENGINE	N.B	YEAR	GMB NO.	OEM NO.
CARAVAN	VWME25	3000	ZD30DD	DTB	07.08-12.06		B1010-VZ20A
	KEE24	3000	VG30E	EGI	88.10-97.05	GWN-59A	21010-10V28
	AEGE24	3000	VG30E	EGI	88.10-99.06	GWN-59A	21010-10V28
	FEGE24	3000	VG30E	EGI	93.05-99.06	GWN-59A	21010-10V28
	CWGE24,VWE24,VWGE24	3200	QD32	DIE	96.08-97.05		21010-F5N25
	CWMGE24,VWMGE24	3200	QD32	DIE	96.08-97.05		21010-F5N26
	CWGE24,DWGE24,VWE24	3200	QD32	DIE	97.05-01.04	GWN-47AF	B1010-VH00A
	VWGE24	3200	QD32	DIE	97.05-01.04	GWN-47AF	B1010-VH00A
	CWMGE24,VWMGE24	3200	QD32	DIE	97.05-01.04		21010-VH028
	VWME24	3200	QD32	DIE	99.06-01.04		21010-VH028
	CARAVAN/HOMY	E20	1500	J15		73.01-79.10	GWN-01A
E20,E21		1600	J16		73.01-80.07	GWN-01A	21010-13226
E23		1600	J16		80.08-82.04		21010-03W25
E23		1800	Z18		82.05-86.09	GWN-05A	21010-W3626
E20,E21		2000	H20		75.11-78.12		21010-B8525
E21		2000	H20		79.01-80.07		21010-B8625
E22		2000	Z20		79.01-80.07	GWN-05A	21010-W3626
E21,E23		2000	H20		80.08-82.04	GWN-18A	21010-R9026
E23		2000	Z20		80.08-86.09	GWN-05A	21010-P7527
E24		2000	Z20(S)		86.09-94.12	GWN-05A	21010-W3686
E24		2000	NA20S		90.08-94.12	GWN-54A	21010-85G25
E24		3000	VG30E		88.10-94.12	GWN-59A	21010-10V25
CEDRIC		BJY31,CBJY31	2000	VG20P	LPG	04.01-07.07	GWN-59A
	NY30	2000	CA20P	LPG	83.06-87.05	GWN-31A	21010-50VY5
	NY30	2000	CA20S	GAS	83.06-87.05	GWN-31A	21010-50VY5
	Y30	2000	VG20E	EGI	83.06-87.05	GWN-28A	21010-02P85
	Y30	2000	VG20ET	TBO	83.06-87.05	GWN-28A	21010-02P85
	VNY30	2000	CA20S	GAS	83.06-95.11	GWN-31A	21010-50VY5
	WY30	2000	VG20E	EGI	83.06-99.08	GWN-28A	21010-V5028
	MY30	2000	L20P	LPG	84.02-87.05	GWN-05A	21010-W3688
	Y31	2000	VG20E	EGI	87.06-02.08	GWN-59A	21010-10V28
	MJY31	2000	RB20P	LPG	87.06-91.06	GWN-70A	21010-70TY5
	NJY31	2000	CA20P	LPG	87.06-91.06	GWN-31A	21010-50VY5
	Y31	2000	VG20DT	TBO	87.06-91.06	GWN-69A	21010-F65Y8
	TNJY31	2000	CA20P	LPG	87.12-91.06	GWN-31A	21010-50VY5
	TY31	2000	VG20E	EGI	87.12-91.06	GWN-59A	21010-10V28
	VY30	2000	VG20E	EGI	87.12-99.08	GWN-28A	21010-V5028
	CMJY31	2000	RB20P	LPG	89.06-91.06	GWN-70A	21010-70TY5
	CY31	2000	VG20DT	TBO	89.06-91.06	GWN-69A	21010-F65Y8
	CY31	2000	VG20E	EGI	90.08-02.08	GWN-59A	21010-10V28
	CMJY31,MJY31	2000	RB20P	LPG	91.06-02.08		21010-53V27
	QJY31	2000	NA20P	LPG	91.06-14.09		21010-VR026
	Y32	2000	VG20E	EGI	91.06-95.06	GWN-59A	21010-10V28
	YY31	2000	VG20E	EGI	91.06-95.08	GWN-59A	21010-10V28
	Y33	2000	VG20E	EGI	96.01-99.06	GWN-59A	21010-10V28
	MY34	2500	VQ25DD	DI	01.12-04.10		B1010-AL50B
	ENY33	2500	RB25DT	TBO	97.06-99.06		21010-21U26
	MY33	2500	VQ25DE	EGI	97.06-99.06	GWN-51A	21010-31U28
	MY34	2500	VQ25DD	DI	99.06-01.12	GWN-51A	21010-31U28
	ENY34	2500	RB25DT	TBO	99.06-04.10	GWN-77A	21010-AA527
	HY30,VHY30,WHY30	2800	LD28	DIE	83.06-85.06		21010-50LY6
	UY30	2800	RD28	DIE	85.06-87.05	GWN-68A	B1010-81T26

NISSAN

CAR NAME	MODEL	C.C.	ENGINE	N.B	YEAR	GMB NO.	OEM NO.	
CEDRIC	VUY30,WUY30	2800	RD28	DIE	85.06-93.08	GWN-68A	B1010-81T26	
	UJY31	2800	RD28	DIE	87.06-99.08	GWN-68A	B1010-V7286	
	UY31	2800	RD28	DIE	87.06-99.08	GWN-68A	B1010-81T26	
	TUJY31	2800	RD28	DIE	87.12-91.06	GWN-68A	B1010-81T26	
	CUY31	2800	RD28	DIE	90.08-99.08	GWN-68A	B1010-81T26	
	UY32	2800	RD28	DIE	91.06-95.06	GWN-68A	B1010-81T26	
	UY33	2800	RD28	DIE	95.06-99.06	GWN-68A	B1010-81T26	
	UJY31,UY31	2800	RD28E	DIE	99.08-02.08	GWN-68A	B1010-V7286	
	HY34	3000	VQ30DD	DI	01.12-04.10		B1010-AL50B	
	PY30,YPY30	3000	VG30E	EGI	83.06-87.05	GWN-28A	21010-02P85	
	PY30	3000	VG30ET	TBO	84.06-87.05	GWN-28A	21010-02P85	
	PAY31,PY31,YPY31	3000	VG30E	EGI	87.06-02.08	GWN-59A	21010-10V28	
	PAY31,PY31	3000	VG30ET	TBO	87.06-91.06	GWN-59A	21010-10V28	
	PY32	3000	VG30DE	TWC	91.06-95.06	GWN-95A	B1010-0P529	
	PAY32,PBY32,PY32	3000	VG30DT	TBO	91.06-95.06	GWN-95A	B1010-0P529	
	PY32	3000	VG30E	EGI	91.06-95.06	GWN-59A	21010-10V28	
	HY33	3000	VQ30DE	EGI	95.06-99.06	GWN-51A	21010-31U28	
	HBY33,HY33	3000	VQ30DT	TBO	95.06-99.06	GWN-51A	21010-31U28	
	PY33	3000	VG30E	EGI	95.06-99.06	GWN-59A	21010-10V28	
	HY34	3000	VQ30DD	DI	99.06-01.12	GWN-51A	21010-31U28	
HY34	3000	VQ30DT	TBO	99.06-04.10	GWN-51A	21010-31U85		
CEDRIC/GLORIA/CIMA	230	2000	H20		69.01-75.06	GWN-06A	21010-78226	
	230330331	2000	H20		69.01-78.09	GWN-05A	21010-E3028	
	330331	2000	H20		75.06-79.06	GWN-06A	21010-Y4425	
	332430	2000	L20(E,S,PET)		78.10-87.06	GWN-05A	21010-W3626	
	430	2000	Z20P		79.06-82.02	GWN-12AF	21010-N8527	
	430	2000	Z20P		82.03-83.05	GWN-23AF	21010-N5827	
	Y30	2000	CA20#		83.06-94.12	GWN-31A	21010-50V25	
	Y30	2000	VG20#		83.06-94.12	GWN-28A	21010-V5025	
	Y30	2000	L20P		84.02-84.09	GWN-05A	21010-P7527	
	Y31	2000	CA20P		87.06-94.12	GWN-31A	21010-50V25	
	Y31	2000	RB20P		87.06-94.12	GWN-32A	21010-42L26	
	Y31	2000	VG20DT		87.06-94.12	GWN-69A	21010-F6526	
	Y31,Y32	2000	VG20E		87.06-94.12	GWN-59A	21010-10V25	
	230	2600	L26		71.01-76.06	GWN-05A	21010-E3028	
	330331	2800	L28		75.06-78.09	GWN-05A	21010-E3028	
	332430	2800	L28(E)		78.10-83.06	GWN-05A	21010-W3626	
	Y30	3000	VG30#		83.06-94.12	GWN-28A	21010-V5025	
	Y31,Y32	3000	VG30E#		87.06-94.12	GWN-59A	21010-10V25	
	Y31	3000	VG30D		88.01-94.12		21010-22P25	
	Y31	3000	VG30DT		88.01-94.12	GWN-69A	21010-F6526	
	Y32	3000	VG30DET		90.09-94.12	GWN-95A	21010-0P526	
	Y32	3000	VG30D		91.06-94.12	GWN-95A	21010-0P526	
	Y32	3000	VG30DT		91.06-94.12	GWN-95A	21010-0P526	
	Y32	4100	VH41DE		91.08-94.12		21010-1P101	
	CEFIRO	A31,CA31	2000	RB20DE	EGI	88.09-92.06	GWN-70A	21010-70TY5
		A31,CA31	2000	RB20DT	TBO	88.09-92.06	GWN-70A	21010-70TY5
		A31,CA31	2000	RB20E	EGI	88.09-92.06	GWN-70A	21010-70TY5
		A31	2000	RB20E/D/DT		88.09-93.06	GWN-32A	21010-42L26
		NA31	2000	RB20DT	TBO	90.08-92.06	GWN-70A	21010-70TY5
		LA31	2000	RB20DE	EGI	92.06-94.08	GWN-70A	21010-70TY5
LA31		2000	RB20E	EGI	92.06-94.08	GWN-70A	21010-70TY5	

NISSAN

CAR NAME	MODEL	C.C.	ENGINE	N.B	YEAR	GMB NO.	OEM NO.
CEFIRO	LA31,LCA31,LNA31	2000	RB20DT	TBO	92.06-94.08	GWN-70A	21010-70TY5
	A31	2000	RB20E/D/DT		93.06-94.12	GWN-70A	21010-70T25
	A32	2000	VQ20DE		94.08-94.12	GWN-51A	21010-31U25
	A32	2000	VQ20DE	EGI	94.08-98.12	GWN-51A	21010-31U28
	WA32	2000	VQ20DE	EGI	97.06-00.08	GWN-51A	21010-31U85
	A33	2000	VQ20DE	EGI	98.12-03.03	GWN-51A	21010-31U85
	A31	2500	RB25D		92.06-93.06	GWN-32A	21010-42L26
	EA31,ECA31	2500	RB25DE	EGI	92.06-94.08	GWN-70A	21010-70TY5
	A31	2500	RB25D		93.06-94.12	GWN-70A	21010-70T25
	A32	2500	VQ25DE		94.08-94.12	GWN-51A	21010-31U25
	PA32	2500	VQ25DE	EGI	94.08-98.12	GWN-51A	21010-31U28
	WPA32	2500	VQ25DE	EGI	97.06-00.08	GWN-51A	21010-31U85
	PA33	2500	VQ25DD	DI	98.12-02.08	GWN-51A	21010-31U28
	A32	3000	VQ30DE		94.08-94.12	GWN-51A	21010-31U25
	HA32	3000	VQ30DE	EGI	94.08-98.12	GWN-51A	21010-31U28
	WHA32	3000	VQ30DE	EGI	97.06-99.08	GWN-51A	21010-31U85
	CHERRY	E10	1000	A10		71.10-75.10	GWN-02A
E10		1200	A12		71.10-78.04	GWN-02A	21010-M6626
E11		1200	A12		74.09-78.04	GWN-02A	21010-M6626
F10,F11		1400	A14		74.09-78.04	GWN-02A	21010-M6626
CIVILIAN	UW40	2200	Z22S	GAS	82.08-88.05	GWN-05A	21010-W3688
	W40	2200	Z22S		82.08-88.05	GWN-05A	21010-P7527
	VUSW40	2200	Z22S	GAS	84.06-88.05	GWN-05A	21010-W3688
	ECW41,EHW41,EJW41	3000	ZD30DD	DTB	08.06-		B1M10-MA70A
	EWW41	3000	ZD30DD	DTB	08.06-		B1M10-MA70A
	MGW40,MW40	3300	ED33	DIE	82.08-88.05		BA010-T9C25
	MGW40,MW40	3300	ED33	DIE	82.08-90.06		B1010-50T0B
	MGW40,MW40	3300	ED33	DIE	82.08-90.06	GWN-38A	21010-50T27
	FGW40	3300	FD33T	DTB	84.06-88.05		BA010-T9C25
	FGW40,FW40	3300	FD33T	DTB	84.06-88.05	GWN-38A	21010-50T27
	BGW40,BW40	3500	ED35	DIE	90.06-99.02		B1010-50T0B
	BGW40,BW40	3500	ED35	DIE	90.06-99.02	GWN-38A	21010-50T27
	RGW40,RW40,RYW40	4200	TD42	DIE	88.05-99.02		21010-34T29
	RAW40	4200	TD42	DIE	93.04-99.02		21010-34T29
	RGW40,RYW40	4200	TD42T	DTB	95.08-99.02		21010-34T29
	BHW41,BJW41	4200	TD42T	DTB	99.02-04.09		21010-34T29
	BCW41,BHW41,BJW41	4200	TD42	DIE	99.02-04.09		21010-34T29
	BVW41	4200	TD42	DIE	99.02-04.09		21010-34T29
	DCW41,DHW41,DJW41	4500	TB45E	EGI	04.09-		21010-VB025
	DVW41	4500	TB45E	EGI	04.09-		21010-VB025
ACW41,AHW41,AJW41	4900	4M50T	DTB	04.09-07.08		21010-WK900	
AVW41	4900	4M50T	DTB	04.09-07.08		21010-WK900	
CLIPPER	U71T,U71TP,U71TY	660	3G83	EGI	03.10-12.01	GWN-82A	21010-6A0A0
	U71V,U72T,U72TP	660	3G83	EGI	03.10-12.01	GWN-82A	21010-6A0A0
	U72TY,U72V	660	3G83	EGI	03.10-12.01	GWN-82A	21010-6A0A0
CLIPPER RIO	U71W,U72W	660	3G83	EGI	07.06-12.01	GWN-82A	21010-6A0A0
	U71W,U72W	660	3G83	TBO	07.06-12.01	GWN-82A	21010-6A0A0
CONDOR	NSQ1F24,NSQ2F24	2000	QR20DE	EGI	07.06-		21010-EA010
	PH40	2000	Z20S	GAS	81.12-90.06	GWN-05A	21010-W3688
	PH40	2000	Z20D	LPG	83.01-89.05	GWN-05A	21010-W3688
	WH40	2000	NA20S	GAS	90.06-91.10		B1010-85G02
	SK2F23,SK4F23	2000	NA20S	GAS	95.06-99.06		B1010-85G02

NISSAN

CAR NAME	MODEL	C.C.	ENGINE	N.B	YEAR	GMB NO.	OEM NO.
CONDOR	SH2F23,SH4F23	2000	KA20DE	EGI	99.06-02.08		B1010-85G02
	EH40	2500	SD25	DIE	81.12-86.11		21010-T8228
	SN2F23,SN4F23,SN6F23	2500	TD25	DIE	95.06-99.06		B1010-5T11A
	AH40	2700	TD27	DIE	86.11-90.06	GWN-47AF	B1010-02N1B
	SP2F23,SP4F23	2700	TD27	DIE	95.06-02.08		B1010-5T11A
	SP8F23	2700	TD27	DIE	95.06-97.08		B1010-5T11A
	SP6F23	2700	TD27	DIE	99.06-02.08		B1010-5T11A
	BPR85AN	3000	4JJ1	DTB	07.01-09.04		21010-89T0A
	BPR85AR,BPS85AR	3000	4JJ1	DTB	07.01-11.06		21010-89T0A
	BJR85AN,BKR85AN	3000	4JJ1	DTB	07.03-09.04		21010-89T0A
	BKR85N,BKR85R	3000	4JJ1	DTB	07.03-09.04		21010-89T0A
	BLR85AN,BLR85N	3000	4JJ1	DTB	07.03-09.05		21010-89T0A
	BLS85AR	3000	4JJ1	DTB	07.03-11.06		21010-89T0A
	BMR85AR	3000	4JJ1	DTB	07.03-11.07		21010-89T0A
	BMR85AN	3000	4JJ1	DTB	07.03-12.11		21010-89T0A
	BJR85A,BJR85AD	3000	4JJ1	DTB	07.03-13.05		21010-89T0A
	BJS85A	3000	4JJ1	DTB	07.03-13.05		21010-89T0A
	BPR75N	3000	4JJ1	DTB	07.04-09.04		21010-89T0B
	BKR85A	3000	4JJ1	DTB	07.04-13.05		21010-89T0A
	BPS85AN	3000	4JJ1	DTB	07.05-09.03		21010-89T0A
	BNR85AR	3000	4JJ1	DTB	07.05-11.06		21010-89T0A
	BKR85AD,BKR85YN	3000	4JJ1	DTB	07.05-13.05		21010-89T0A
	NSZ1F24,NSZ2F24	3000	ZD30DD	DTB	07.06-		B1M10-MA70A
	NSZ4F24,NSZ5F24	3000	ZD30DD	DTB	07.06-		B1M10-MA70A
	NTZ2F24,NTZ3F24	3000	ZD30DD	DTB	07.06-		B1M10-MA70A
	BJS85AN	3000	4JJ1	DTB	07.06-09.04		21010-89T0A
	BMR85R	3000	4JJ1	DTB	07.06-11.07		21010-89T0A
	BMR85N	3000	4JJ1	DTB	07.06-12.11		21010-89T0A
	BKS85AD	3000	4JJ1	DTB	07.07-09.04		21010-89T0A
	BLR85AR	3000	4JJ1	DTB	07.08-13.02		21010-89T0A
	BKS85A	3000	4JJ1	DTB	07.08-13.05		21010-89T0A
	BKR85Y	3000	4JJ1	DTB	09.05-11.06		21010-89T0A
	BNS85AR	3000	4JJ1	DTB	09.06-11.06		21010-89T0A
	BLR85R	3000	4JJ1	DTB	09.08-11.07		21010-89T0A
	BMS85AR	3000	4JJ1	DTB	10.11-11.06		21010-89T0A
	BPR85AN,BPR85AR	3000	4JJ1	DTB	11.07-13.05		21010-89T0F
	BMR85AR,BMR85R	3000	4JJ1	DTB	11.11-13.05		21010-89T0F
	BPR85YN,BPS85AR	3000	4JJ1	DTB	11.11-13.05		21010-89T0F
	BNR85AN,BNR85AR	3000	4JJ1	DTB	12.01-13.05		21010-89T0F
	BNS85AR	3000	4JJ1	DTB	12.01-13.05		21010-89T0F
	BLR85AR	3000	4JJ1	DTB	12.02-13.05		21010-89T0F
	BMS85AR	3000	4JJ1	DTB	12.04-13.03		21010-89T0F
	BLS85AR	3000	4JJ1	DTB	12.06-13.03		21010-89T0F
	DJH40,JGH40,JH40	3000	BD30	DIE	89.05-91.10	GWN-47AF	B1010-02N1B
	DW2S41,LW4YS41	3000	BD30	DIE	91.10-95.05	GWN-47AF	B1010-02N1B
	SW2S41	3000	BD30	DIE	91.10-95.05	GWN-47AF	B1010-02N1B
	LW2YS41	3000	BD30	DIE	93.10-95.05	GWN-47AF	B1010-02N1B
	BKR69EA	3100	4JG2	DIE	95.05-07.03	GWIS-25A	21010-89TB0
	BKR69CAE	3100	4JG2	DIE	95.06-02.06	GWIS-25A	21010-89TB0
	BKR69LAR	3100	4JG2	DIE	95.07-99.05	GWIS-25A	21010-89TB0
	BKR69LAV	3100	4JG2	DIE	96.03-99.05	GWIS-25A	21010-89TB0
	BKR69EAV	3100	4JG2	DIE	96.07-99.05	GWIS-25A	21010-89TB0

NISSAN

CAR NAME	MODEL	C.C.	ENGINE	N.B	YEAR	GMB NO.	OEM NO.
CONDOR	SR2F23,SR4F23,SR8F23	3200	QD32	DIE	97.08-02.08	GWN-47AF	B1010-6T30A
	RMGH40	3300	ED33	DIE	81.12-84.06	GWN-38A	21010-50T27
	CMH40,DMH40,MGH40	3300	ED33	DIE	81.12-86.11	GWN-38A	21010-50T27
	MH40,RMH40,TMH40	3300	ED33	DIE	81.12-86.11	GWN-38A	21010-50T27
	CMH40,DMH40,MGH40	3300	ED33	DIE	82.11-86.11		BA010-T9C25
	MH40,RMH40,TMH40	3300	ED33	DIE	82.11-86.11		BA010-T9C25
	JMH40	3300	ED33	DIE	83.01-84.06	GWN-38A	21010-50T27
	RFGH40	3300	FD33T	DTB	83.01-84.06		BA010-T9327
	FGH40	3300	FD33T	DTB	83.01-86.11		BA010-T9327
	FGH40	3300	FD33T	DTB	83.01-86.11		BA010-T9C25
	DFH40,FGH40,FH40	3300	FD33	DIE	84.06-86.11		BA010-T9C85
	DMH40,MGH40	3300	ED33	DIE	86.11-89.05		B1010-50T0A
	MH40,TMH40	3300	ED33	DIE	86.11-90.06		B1010-50T0A
	SGH40	3500	FD35T	DTB	86.11-91.10		B1010-50T0B
	CSH40,DSH40,SGH40	3500	FD35	DIE	86.11-91.10		B1010-50T0A
	SH40	3500	FD35	DIE	86.11-91.10		B1010-50T0A
	SQH40	3500	FD35T	DTB	89.05-90.06		B1010-50T0A
	SQH40	3500	FD35	DIE	89.05-91.10		B1010-50T0A
	SQH40	3500	FD35T	DTB	89.05-91.10		B1010-50T0B
	VSH40	3500	FD35	DIE	89.05-91.10		B1010-50T0B
	RH40,TRH40	3500	ED35	DIE	90.06-91.10		21010-01T90
	SE2S41,TE2S41	3500	ED35	DIE	91.10-95.05		21010-01T90
	LE2YS41,LE4YS41	3500	ED35	DIE	93.10-95.05		21010-01T90
	DG2S41,LG2YS41	4200	FD42	DIE	91.10-95.05	GWN-78A	21010-0T025
	LG4YS41,RG2YS41	4200	FD42	DIE	91.10-95.05	GWN-78A	21010-0T025
	SG2S41,VG2YS41	4200	FD42	DIE	91.10-95.05	GWN-78A	21010-0T025
	ZG4YS41	4200	FD42	DIE	91.10-95.05	GWN-78A	21010-0T025
	UG4YS41,VG4YS41	4200	FD42	DIE	92.01-95.05	GWN-78A	21010-0T025
	DG7YS41,LG7YS41	4200	FD42	DIE	92.11-95.05	GWN-78A	21010-0T025
	LG8YS41	4200	FD42	DIE	92.11-95.05	GWN-78A	21010-0T025
	VG3YS41,ZG3YS41	4200	FD42	DIE	93.10-95.05	GWN-78A	21010-0T025
	BKR66LAV	4300	4HF1	CNG	00.09-02.03	GWN-66A	21010-89TB1
	BKR81EP,BPR72LR	4300	4HF1	CNG	02.05-04.06	GWN-66A	21010-89TB1
	BKR81EAV,BPR72LV	4300	4HF1	CNG	02.06-04.06	GWN-66A	21010-89TB1
	BPR72PV	4300	4HF1	CNG	02.08-04.06	GWN-66A	21010-89TB1
	BKR81LV	4300	4HF1	CNG	02.09-04.06	GWN-66A	21010-89TB1
	BKR81E3N,BKR81E	4300	4HF1	CNG	02.11-04.06	GWN-66A	21010-89TB1
	BKR81LAV	4300	4HF1	CNG	02.11-04.06	GWN-66A	21010-89TB1
	BPR72GV	4300	4HF1	CNG	03.07-04.06	GWN-66A	21010-89TB1
	BKR81GN	4300	4HF1	CNG	03.08-04.06	GWN-66A	21010-89TB1
	BPR81N	4300	4HF1	CNG	04.07-06.12	GWN-66A	21010-89TB1
	BKR81AN,BKR81N	4300	4HF1	CNG	04.07-07.03	GWN-66A	21010-89TB1
	BPR81AN	4300	4HF1	CNG	04.11-06.12	GWN-66A	21010-89TB1
	BKR66EA,BKR66ED	4300	4HF1	DIE	95.05-02.06	GWN-66A	21010-89TB1
	BKR66EP,BKR66ER	4300	4HF1	DIE	95.05-02.06	GWN-66A	21010-89TB1
	BKR66LAV,BKR66LR	4300	4HF1	DIE	95.05-02.06	GWN-66A	21010-89TB1
	BPR66LR	4300	4HF1	DIE	95.05-99.05	GWN-66A	21010-89TB1
	BKR66E,BKR66EAV	4300	4HF1	DIE	95.06-02.06	GWN-66A	21010-89TB1
	BKR66GAV,BKR66LAR	4300	4HF1	DIE	95.06-02.06	GWN-66A	21010-89TB1
	BKR66LV	4300	4HF1	DIE	95.06-02.06	GWN-66A	21010-89TB1
	BKR66E2N,BPR66LV	4300	4HF1	DIE	95.06-99.05	GWN-66A	21010-89TB1
	BPR66PV	4300	4HF1	DIE	95.06-99.05	GWN-66A	21010-89TB1

NISSAN

CAR NAME	MODEL	C.C.	ENGINE	N.B	YEAR	GMB NO.	OEM NO.
CONDOR	BPR66GR	4300	4HF1	DIE	95.07-99.05	GWN-66A	21010-89TB1
	BKR66GN,BPR66GV	4300	4HF1	DIE	95.08-99.05	GWN-66A	21010-89TB1
	BPR66PR	4300	4HF1	DIE	95.08-99.05	GWN-66A	21010-89TB1
	BKR66E3N,BKR66EDN	4300	4HF1	DIE	95.09-02.06	GWN-66A	21010-89TB1
	BKS66GA	4300	4HF1	DIE	96.01-99.05	GWN-66A	21010-89TB1
	BKS66GAV	4300	4HF1	DIE	96.05-99.05	GWN-66A	21010-89TB1
	BKR66LVX	4300	4HF1	DIE	96.10-99.05	GWN-66A	21010-89TB1
	BKR66E,BKR66EA	4300	4HF1N	DIE	97.04-02.06	GWN-66A	21010-89TB1
	BKR66ED,BKR66LR	4300	4HF1N	DIE	97.04-02.06	GWN-66A	21010-89TB1
	BKR66LAV	4300	4HF1N	DIE	97.06-99.05	GWN-66A	21010-89TB1
	BKS66GAR	4300	4HF1	DIE	97.06-99.05	GWN-66A	21010-89TB1
	BKR66LAR	4300	4HF1N	DIE	97.08-99.05	GWN-66A	21010-89TB1
	BKR66EAV	4300	4HF1N	DIE	98.03-02.06	GWN-66A	21010-89TB1
	BKR66LV	4300	4HF1	CNG	99.07-02.03	GWN-66A	21010-89TB1
	BKR66EP	4300	4HF1	CNG	99.08-02.03	GWN-66A	21010-89TB1
	BKR66EAV	4300	4HF1	CNG	99.09-02.03	GWN-66A	21010-89TB1
	BKS71LN	4600	4HG1	DIE	00.04-02.06	GWN-66A	21010-89TB1
	BPR71PAR	4600	4HG1	DIE	00.08-02.06	GWN-66A	21010-89TB1
	BKS71EA,BKS71EAD	4600	4HG1	DIE	00.10-02.06	GWN-66A	21010-89TB1
	BPR71LAV	4600	4HG1	DIE	00.12-02.06	GWN-66A	21010-89TB1
	BPR71LAR,BPR71PAV	4600	4HG1	DIE	01.01-02.06	GWN-66A	21010-89TB1
	BKR71ER	4600	4HG1	LPG	01.03-02.03	GWN-66A	21010-89TB1
	BKR71EP	4600	4HG1	LPG	01.06-02.03	GWN-66A	21010-89TB1
	BKR71EAV	4600	4HG1	LPG	01.10-02.03	GWN-66A	21010-89TB1
	BKR71LAV	4600	4HG1	LPG	01.11-02.03	GWN-66A	21010-89TB1
	BKR71LV	4600	4HG1	LPG	02.02-02.03	GWN-66A	21010-89TB1
	BKR81EP	4600	4HG1	LPG	02.05-04.06	GWN-66A	21010-89TB1
	BKR81EAV	4600	4HG1	LPG	02.07-04.06	GWN-66A	21010-89TB1
	BKR81GN	4600	4HG1	LPG	02.10-04.06	GWN-66A	21010-89TB1
	BPR72LV	4600	4HG1	LPG	02.10-07.03	GWN-66A	21010-89TB1
	BKR81LAV	4600	4HG1	LPG	03.01-04.06	GWN-66A	21010-89TB1
	BPR72GV	4600	4HG1	LPG	03.02-07.03	GWN-66A	21010-89TB1
	BKR81E	4600	4HG1	LPG	03.04-04.06	GWN-66A	21010-89TB1
	BKR81AN	4600	4HG1	LPG	04.07-07.03	GWN-66A	21010-89TB1
	BPR81N	4600	4HG1	LPG	04.11-06.12	GWN-66A	21010-89TB1
	BPR81AN	4600	4HG1	LPG	05.05-06.12	GWN-66A	21010-89TB1
	BKR82AN,BKR82N	4600	4HV1	CNG	05.05-07.03	GWN-66A	21010-89TB1
	BPR82N	4600	4HV1	CNG	05.06-06.12	GWN-66A	21010-89TB1
	BPR82AN,BPR82N	4600	4HV1	CNG	07.08-10.08		21010-89T0E
	BPR82XAN,BPR82XN	4600	4HV1	CNG	07.08-10.08		21010-89T0E
	BJR82AN	4600	4HV1	CNG	07.10-09.03		21010-89T0E
	BKR82XAN,BMR82AN	4600	4HV1	CNG	07.10-11.01		21010-89T0E
	BMR82N	4600	4HV1	CNG	07.10-11.01		21010-89T0E
	BKR82AN,BKR82N	4600	4HV1	CNG	07.10-12.10		21010-89T0E
	RH4YS41,UH4YS41	4600	FD46	DIE	92.01-95.05	GWN-78A	21010-0T025
	UH5YS41,VH4YS41	4600	FD46	DIE	92.01-95.05	GWN-78A	21010-0T025
	UH3YS41	4600	FD46	DIE	93.10-95.05	GWN-78A	21010-0T025
	BPR71LR,BPR71LV	4600	4HG1	DIE	95.05-02.06	GWN-66A	21010-89TB1
	BPR71PR	4600	4HG1	DIE	95.05-02.06	GWN-66A	21010-89TB1
	BKR71ED	4600	4HG1	DIE	95.05-07.03	GWN-66A	21010-89TB1
	BPR71GDR	4600	4HG1	DIE	95.05-99.05	GWN-66A	21010-89TB1
	BKR71GN,BPR71PV	4600	4HG1	DIE	95.06-02.06	GWN-66A	21010-89TB1

NISSAN

CAR NAME	MODEL	C.C.	ENGINE	N.B	YEAR	GMB NO.	OEM NO.
CONDOR	BKR71ER,BKS71GDR	4600	4HG1	DIE	95.07-02.06	GWN-66A	21010-89TB1
	BKS71GR,BPR71GV	4600	4HG1	DIE	95.07-02.06	GWN-66A	21010-89TB1
	BPR71GR,BPS71LN	4600	4HG1	DIE	95.07-99.05	GWN-66A	21010-89TB1
	BKR71LAR,BKR71LAV	4600	4HG1	DIE	95.08-02.06	GWN-66A	21010-89TB1
	BKR71LR	4600	4HG1	DIE	95.08-02.06	GWN-66A	21010-89TB1
	BKR71EA	4600	4HG1	DIE	95.08-07.03	GWN-66A	21010-89TB1
	BKR71EAV,BKR71EDN	4600	4HG1	DIE	95.09-02.06	GWN-66A	21010-89TB1
	BKR71LV	4600	4HG1	DIE	95.09-07.03	GWN-66A	21010-89TB1
	BPS71GN	4600	4HG1	DIE	95.09-99.05	GWN-66A	21010-89TB1
	BKR71GAV	4600	4HG1	DIE	95.10-07.03	GWN-66A	21010-89TB1
	BKR71ET,BPR71GY	4600	4HG1	DIE	96.05-99.05	GWN-66A	21010-89TB1
	BKS71LAR	4600	4HG1	DIE	97.04-02.06	GWN-66A	21010-89TB1
	BKR71EN	4600	4HG1	DIE	97.07-02.06	GWN-66A	21010-89TB1
	BKR71E2N	4600	4HG1	DIE	97.08-99.05	GWN-66A	21010-89TB1
	BKS71LAV	4600	4HG1	DIE	97.09-02.06	GWN-66A	21010-89TB1
	BKS71GAN	4600	4HG1	DIE	98.09-99.05	GWN-66A	21010-89TB1
	BPR71LV	4600	4HG1	CNG	99.02-02.03	GWN-66A	21010-89TB1
	BKR71E3N	4600	4HG1	DIE	99.04-07.03	GWN-66A	21010-89TB1
	BKR71EP,BKS71GA	4600	4HG1	DIE	99.05-02.06	GWN-66A	21010-89TB1
	BKS71GAV	4600	4HG1	DIE	99.05-02.06	GWN-66A	21010-89TB1
	BKR71E,BKS71GAR	4600	4HG1	DIE	99.06-02.06	GWN-66A	21010-89TB1
	BKR71LN	4600	4HG1	DIE	99.11-02.06	GWN-66A	21010-89TB1
	BKR81EA,BKR81EAV	4800	4HL1N	DIE	02.05-07.03	GWN-66A	21010-89TB1
	BKR81ED,BKR81EP	4800	4HL1N	DIE	02.05-07.03	GWN-66A	21010-89TB1
	BKR81LAR,BKR81LAV	4800	4HL1N	DIE	02.05-07.03	GWN-66A	21010-89TB1
	BKR81E,BKR81EA	4800	4HL1	DIE	02.05-07.03	GWN-66A	21010-89TB1
	BKR81ED,BKR81EN	4800	4HL1	DIE	02.05-07.03	GWN-66A	21010-89TB1
	BKR81LR,BPR81LR	4800	4HL1	DIE	02.05-07.03	GWN-66A	21010-89TB1
	BKR81LV	4800	4HL1N	DIE	02.06-07.03	GWN-66A	21010-89TB1
	BKR81E3N,BKR81EP	4800	4HL1	DIE	02.06-07.03	GWN-66A	21010-89TB1
	BKR81GN,BKR81LN	4800	4HL1	DIE	02.06-07.03	GWN-66A	21010-89TB1
	BKR81LV,BKS81EA	4800	4HL1	DIE	02.06-07.03	GWN-66A	21010-89TB1
	BPR81LAR,BPR81LAV	4800	4HL1	DIE	02.06-07.03	GWN-66A	21010-89TB1
	BPR81LV,BPR81PV	4800	4HL1	DIE	02.06-07.03	GWN-66A	21010-89TB1
	BKR81EAV,BKR81LAV	4800	4HL1	DIE	02.07-07.03	GWN-66A	21010-89TB1
	BKS81EAD,BKS81GAV	4800	4HL1	DIE	02.07-07.03	GWN-66A	21010-89TB1
	BKS81GR,BKS81LAV	4800	4HL1	DIE	02.07-07.03	GWN-66A	21010-89TB1
	BPR81PAR,BPR81PR	4800	4HL1	DIE	02.07-07.03	GWN-66A	21010-89TB1
	BKR81E3N	4800	4HL1N	DIE	02.08-07.03	GWN-66A	21010-89TB1
	BKR81GAV,BKS81EAV	4800	4HL1	DIE	02.08-07.03	GWN-66A	21010-89TB1
	BKR81LAR	4800	4HL1	DIE	02.09-07.03	GWN-66A	21010-89TB1
	BPR81GR	4800	4HL1	DIE	02.11-07.03	GWN-66A	21010-89TB1
	BPR81GV	4800	4HL1	DIE	03.01-07.03	GWN-66A	21010-89TB1
	BKR81GAV	4800	4HL1N	DIE	03.03-07.03	GWN-66A	21010-89TB1
	BKS81LAR	4800	4HL1	DIE	03.03-07.03	GWN-66A	21010-89TB1
	BPR81PAV	4800	4HL1	DIE	03.04-07.03	GWN-66A	21010-89TB1
	BKS81LN	4800	4HL1	DIE	03.06-07.03	GWN-66A	21010-89TB1
	BKS81GDR	4800	4HL1	DIE	03.07-07.03	GWN-66A	21010-89TB1
	BKR81A,BKR81AD	4800	4HL1	DIE	04.06-07.03	GWN-66A	21010-89TB1
	BKR81AN,BKR81AR	4800	4HL1	DIE	04.06-07.03	GWN-66A	21010-89TB1
	BKR81N,BKS81AN	4800	4HL1	DIE	04.06-07.03	GWN-66A	21010-89TB1
	BPR81N,BPR81R	4800	4HL1	DTB	04.07-07.03	GWN-66A	21010-89TB1

NISSAN

CAR NAME	MODEL	C.C.	ENGINE	N.B	YEAR	GMB NO.	OEM NO.
CONDOR	BKR81R,BKS81N	4800	4HL1	DIE	04.07-07.03	GWN-66A	21010-89TB1
	BPR81AN,BPR81AR	4800	4HL1	DIE	04.07-07.03	GWN-66A	21010-89TB1
	BPS81AN	4800	4HL1	DIE	04.07-07.03	GWN-66A	21010-89TB1
	BPS81AR	4800	4HL1	DIE	04.08-07.03	GWN-66A	21010-89TB1
	BKS81A,BPS81N	4800	4HL1	DIE	04.10-07.03	GWN-66A	21010-89TB1
	BPR81DR	4800	4HL1	DTB	04.11-07.03	GWN-66A	21010-89TB1
	BKS81AR	4800	4HL1	DIE	06.02-07.03	GWN-66A	21010-89TB1
	BPR70PR,BPR70PV	4800	4HE1T	DTB	95.07-99.05	GWN-66A	21010-89TB1
	BPR70LR,BPR70LV	4800	4HE1T	DTB	95.08-99.05	GWN-66A	21010-89TB1
	BPR70GDR,BPR70LYR	4800	4HE1T	DTB	95.09-99.05	GWN-66A	21010-89TB1
	BPR70PYR	4800	4HE1T	DTB	96.05-99.05	GWN-66A	21010-89TB1
	BKR72ED	5000	4HJ1	DIE	00.09-02.06	GWN-66A	21010-89TB1
	BPR72LAR	5000	4HJ1	DIE	00.09-07.03	GWN-66A	21010-89TB1
	BKR72E	5000	4HJ1	DIE	01.02-07.03	GWN-66A	21010-89TB1
	BPR72PAV	5000	4HJ1	DIE	01.03-07.03	GWN-66A	21010-89TB1
	BKR72EP,BKR72LN	5000	4HJ1	DIE	01.04-02.06	GWN-66A	21010-89TB1
	BKR72E3N,BKR72GN	5000	4HJ1	DIE	01.04-07.03	GWN-66A	21010-89TB1
	BPR72LAV,BPR72PAR	5000	4HJ1	DIE	01.04-07.03	GWN-66A	21010-89TB1
	BKR72LV	5000	4HJ1N	DIE	01.06-02.06	GWN-66A	21010-89TB1
	BKR72LV,BPR72LYR	5000	4HJ1	DIE	01.06-02.06	GWN-66A	21010-89TB1
	BKR72LR	5000	4HJ1	DIE	01.08-02.06	GWN-66A	21010-89TB1
	BKR72ED	5000	4HJ1N	DIE	01.09-02.06	GWN-66A	21010-89TB1
	BKR72EV	5000	4HJ1	DIE	01.09-02.06	GWN-66A	21010-89TB1
	BPR72PYR	5000	4HJ1	DIE	02.02-07.03	GWN-66A	21010-89TB1
	BKR72LR	5000	4HJ1N	DIE	02.03-07.03	GWN-66A	21010-89TB1
	BPR72GN	5000	4HJ1	DIE	02.06-07.03	GWN-66A	21010-89TB1
	BPS72PAR,BPS72PAV	5000	4HJ1	DIE	03.05-07.03	GWN-66A	21010-89TB1
	BPS72LAR	5000	4HJ1	DIE	03.09-07.03	GWN-66A	21010-89TB1
	BPS72LAV	5000	4HJ1	DIE	04.04-07.03	GWN-66A	21010-89TB1
	BPR72LR,BPR72LV	5000	4HJ1	DIE	97.04-07.03	GWN-66A	21010-89TB1
	BPR72PR,BPR72PV	5000	4HJ1	DIE	97.04-07.03	GWN-66A	21010-89TB1
	BPS72LN	5000	4HJ1	DIE	97.04-07.03	GWN-66A	21010-89TB1
	BPR72GDR	5000	4HJ1	DIE	97.05-07.03	GWN-66A	21010-89TB1
	BPR72GY	5000	4HJ1	DIE	97.06-02.06	GWN-66A	21010-89TB1
	BPS72GN	5000	4HJ1	DIE	97.06-07.03	GWN-66A	21010-89TB1
	BPR72GR	5000	4HJ1	DIE	97.08-07.03	GWN-66A	21010-89TB1
	BPR72GV	5000	4HJ1	DIE	97.09-07.03	GWN-66A	21010-89TB1
	BPR75PYR	5200	4HK1T	DTB	00.04-02.06		21010-89TA8
	BPR75GDR	5200	4HK1T	DTB	01.08-02.06		21010-89TA8
	BPR75N	5200	4HK1	DTB	09.05-11.06		21010-89TOB
	BPR75LR,BPR75LV	5200	4HK1T	DTB	99.06-07.03		21010-89TA8
	BPR75PV	5200	4HK1T	DTB	99.06-07.03		21010-89TA8
BPR75LYR	5200	4HK1T	DTB	99.07-02.06		21010-89TA8	
BPR75PR	5200	4HK1T	DTB	99.07-07.03		21010-89TA8	
			FE6(T)		95.01-	GWN-96A	21010-Z5428
CREW	QK30	2000	NA20P	LPG	93.07-09.08		21010-VR026
	K30(LPG)	2000	NA20P		93.07-94.12		21010-0H625
	THK30	2000	RB20E	EGI	94.01-02.08		21010-75T26
	THK30	2000	RB20E	EGI	94.01-02.08	GWN-70A	21010-70TY5
	K30(LPG)	2000	RB20E		94.01-94.12	GWN-70A	21010-70T25
	HK30	2000	RB20E	EGI	94.01-99.08	GWN-70A	21010-70TY5
	HK30	2000	RB20E	EGI	95.02-02.08		21010-75T26

NISSAN

CAR NAME	MODEL	C.C.	ENGINE	N.B	YEAR	GMB NO.	OEM NO.
CREW	SK30,TSK30	2800	RD28	DIE	93.07-99.08	GWN-68A	B1010-V7286
	SK30,TSK30	2800	RD28E	DIE	99.08-02.08	GWN-68A	B1010-V7286
CUBE	Z10	1300	CG13DE	EGI	98.02-99.11	GWN-44A	21010-41B01
	ANZ10,AZ10	1300	CGA3DE	EGI	99.11-02.10	GWN-44A	21010-41B03
	BNZ11	1400	CR14DE	EGI	02.10-08.11		21010-AX40A
	BZ11	1400	CR14DE	EGI	02.10-08.11	GWN-92A	21010-AX00A
	YZ11	1500	HR15DE	EGI	05.05-08.11	GWN-89A	B1010-ED00A
	Z12	1500	HR15DE	EGI	08.11-	GWN-88A	21010-EE025
	Z12	1500	HR15DE	EGI	08.11-12.10	GWN-89A	B1010-ED00A
	NZ12	1500	HR15DE	EGI	08.11-14.11	GWN-88A	21010-EE025
CUBE CUBIC	BGZ11	1400	CR14DE	EGI	03.09-08.11	GWN-92A	21010-AX00A
	YGNZ11,YGZ11	1500	HR15DE	EGI	05.05-08.11	GWN-87A	21010-ED325
	YGZ11	1500	HR15DE	EGI	05.05-08.11	GWN-89A	B1010-ED00A
	YGNZ11,YGZ11	1500	HR15DE	EGI	06.12-08.11	GWN-88A	21010-EE025
DATSUN TRUCK	520521620	1300	J13		66.01-75.12	GWN-01A	21010-13226
	521620	1500	J15		68.01-79.09	GWN-01A	21010-13226
	720	1600	J16		79.09-81.12	GWN-01A	21010-13226
	720,A/C	1600	J16		80.07-81.12		21010-03W25
	720	1600	Z16		82.01-94.12	GWN-03A	21010-21027
	720,A/C	1600	Z16		83.11-94.12	GWN-23AF	21010-N5829
	CD21,CGD21	1600	Z16S	GAS	85.08-89.09		21010-210Y5
	CD21,CGD21	1600	Z16S	GAS	85.08-89.09	GWN-23AF	B1010-80W27
	D21	1600	Z16S		85.08-89.09	GWN-03A	21010-21028
	A/C,D21	1600	Z16S		85.08-89.09	GWN-23AF	21010-G3925
	D21	1600	NA16S		89.09-94.12	GWN-54A	21010-85G25
	D21,GD21	1600	NA16S	GAS	89.09-95.08		B1010-85G02
	720	1800	L18		79.09-81.12	GWN-03A	21010-21026
	720	1800	L18		79.09-81.12	GWN-12AF	21010-23025
	720	1800	L18		80.07-81.12	GWN-23AF	21010-N5828
	720	1800	Z18		82.01-94.12	GWN-03A	21010-21026
	720,A/C	1800	Z18		82.01-94.12	GWN-23AF	21010-N5829
	DMD21,DYD21	1800	Z18S	GAS	85.08-86.07		21010-210Y5
	DMD21,DYD21	1800	Z18S	GAS	85.08-86.07	GWN-23AF	B1010-80W27
	D21	1800	Z18S		85.08-87.08	GWN-03A	21010-21028
	A/C,D21	1800	Z18S		85.08-87.08	GWN-23AF	21010-N5829
	DD21	1800	Z18S	GAS	85.08-87.08		21010-210Y5
	DD21	1800	Z18S	GAS	85.08-87.08	GWN-23AF	B1010-80W27
	D21	2000	Z20S		86.08-89.09	GWN-03A	21010-21028
	A/C,D21	2000	Z20S		86.08-89.09	GWN-23AF	21010-N5829
	FMD21,FYD21	2000	Z20S	GAS	86.08-89.09		21010-210Y5
	FMD21,FYD21	2000	Z20S	GAS	86.08-89.09	GWN-23AF	B1010-80W27
	FD21,FGD21	2000	Z20S	GAS	87.08-89.09		21010-210Y5
	FD21,FGD21	2000	Z20S	GAS	87.08-89.09	GWN-23AF	B1010-80W27
	QYD21	2000	NA20S	GAS	89.09-92.08		B1010-85G02
	D21	2000	NA20S		89.09-94.12	GWN-54A	21010-85G25
	QD21,QGD21,QMD21	2000	NA20S	GAS	89.09-97.01		B1010-85G02
	QD22	2000	NA20S	GAS	97.01-99.06		B1010-85G02
	LPD22,PD22	2000	KA20DE	EGI	99.06-02.08		B1010-85G02
	AD21,AGD21,AMD21	2300	SD23	DIE	85.08-87.08	GWN-37A	21010-10GY6
	PMD21	2300	TD23	DIE	87.08-89.09	GWN-46AF	B1010-2S50A
	PD21,PGD21	2300	TD23	DIE	87.08-92.08	GWN-46AF	B1010-2S50A
	LFMD22	2400	KA24E	EGI	97.01-99.06	GWN-40A	B1010-40F27

NISSAN

CAR NAME	MODEL	C.C.	ENGINE	N.B	YEAR	GMB NO.	OEM NO.
DATSUN TRUCK	LFD22,LFMD22	2400	KA24DE	EGI	99.06-02.08		B1010-VJ226
	LFD22,LFMD22	2400	KA24DE	EGI	99.06-02.08	GWN-40A	B1010-40F27
	BMD21	2700	TD27	DIE	88.11-97.01	GWN-46AF	B1010-2S50A
	BD21,BGD21	2700	TD27	DIE	92.08-97.01	GWN-46AF	B1010-2S50A
	BMD21	2700	TD27T	DTB	92.08-97.01	GWN-65AF	21010-80G26
	LBMD21	2700	TD27T	DTB	95.08-97.01	GWN-65AF	21010-80G26
	BD22	2700	TD27	DIE	97.01-02.08	GWN-46AF	B1010-2S50A
	LBD22	2700	TD27	DIE	99.06-02.08	GWN-46AF	B1010-2S50A
	LRMD22	3200	QD32	DIE	97.01-02.08		B1010-2S60A
LRMD22	3200	QD32	DIE	97.01-99.06	GWN-46AF	B1010-2S50A	
DAYZ	B21W	660	3B20	EGI	13.06-		21010-6A00B
	B21W	660	3B20	EGI	13.06-		21010-6A00C
	B21W	660	3B20	TBO	13.06-		21010-6A00B
	B21W	660	3B20	TBO	13.06-		21010-6A00C
DAYZ ROOX	B21A	660	3B20	EGI	14.02-		21010-6A00B
	B21A	660	3B20	TBO	14.02-		21010-6A00B
DUALIS	J10,NJ10	2000	MR20DE	EGI	07.05-07.12	GWN-90A	B1010-1GZ0A
	KJ10,KNJ10	2000	MR20DE	EGI	07.12-14.03	GWN-90A	B1010-1GZ0A
ELGRAND	ME51,MNE51	2500	VQ25DE	EGI	04.12-07.10		B1010-AL50B
	ME51,MNE51	2500	VQ25DE	EGI	04.12-10.08	GWN-93A	B1010-JK00A
	TE52,TNE52	2500	QR25DE	EGI	10.08-	GWN-86A	21010-6N226
	ATE50,ATWE50	3000	ZD30DT	DTB	99.08-02.05		B1010-VG128
	AVE50,AVWE50	3200	QD32ET	DTB	97.05-99.08		B1010-0W80A
	ALE50,ALWE50	3300	VG33E	EGI	97.05-02.05	GWN-61A	B1010-0W00J
	APE50,APWE50	3500	VQ35DE	EGI	00.08-02.05	GWN-51A	21010-31U28
	E51,NE51	3500	VQ35DE	EGI	02.05-10.08	GWN-51A	21010-31U28
	PE52,PNE52	3500	VQ35DE	EGI	10.08-		B1010-JK00C
	PE52,PNE52	3500	VQ35DE	EGI	10.08-	GWN-93A	B1010-JK00A
e-NV200	ME0,VME0	0	EM57		14.06-		21581-3NF0A
EXPERT	VNW11,VW11	1800	QG18DE	EGI	99.06-06.12	GWN-73A	21010-4M526
	VENW11,VEW11	2200	YD22DD	DIE	99.06-05.12	GWN-76A	B1010-AD226
FAIRLADY Z	S30,S31	2000	L20		69.01-78.07	GWN-05A	21010-W3626
	S130	2000	L20		78.07-83.09	GWN-05A	21010-E3028
	GZ31,Z31	2000	VG20ET	TBO	83.09-86.10	GWN-28A	21010-02P85
	Z31	2000	VG20T		83.09-86.10	GWN-28A	21010-V5026
	PGZ31,PZ31	2000	RB20DT	TBO	85.10-89.07	GWN-32A	21010-58S25
	Z31	2000	RB20T		85.10-94.12	GWN-32A	21010-58S00
	S30	2600	L26		72.01-76.06	GWN-05A	21010-W3626
	S130	2800	L28		78.08-83.09	GWN-05A	21010-W3626
	HGZ31,HZ31	3000	VG30ET	TBO	83.09-89.07	GWN-28A	21010-02P85
	Z31	3000	VG30T		83.09-94.12	GWN-28A	21010-V5026
	HGZ31,HZ31	3000	VG30DE	EGI	86.10-89.07		B1010-22P27
	Z31	3000	VG30D		86.10-94.12		21010-22P25
	CZ32,GCZ32	3000	VG30DT	TWT	89.07-00.08		B1010-22P27
	GZ32,Z32	3000	VG30DE	TWC	89.07-00.08		B1010-22P27
	Z32	3000	VG30DE		89.07-94.12		21010-22P25
	HZ32	3000	VG30DE	TWC	92.08-98.10		B1010-22P27
	Z33	3500	VQ35DE	EGI	02.07-07.01		B1010-AL50B
	HZ33	3500	VQ35DE	EGI	03.10-07.01		B1010-AL50B
	HZ33,Z33	3500	VQ35HR	EGI	07.01-08.12	GWN-93A	B1010-JK20A
	Z34	3700	VQ37HR	EGI	08.12-	GWN-93A	B1010-JK20A
HZ34	3700	VQ37HR	EGI	09.10-	GWN-93A	B1010-JK20A	

NISSAN

CAR NAME	MODEL	C.C.	ENGINE	N.B	YEAR	GMB NO.	OEM NO.
FIGARO	FK10	1000	MA10T/S		91.02-91.12	GWN-72A	21010-19B25
	FK10	1000	MA10T	TBO	91.02-92.04	GWN-72A	21010-19BY5
FUGA	Y50	2500	VQ25		04.10-	GWN-93A	21010-AL527
	Y50	2500	VQ25DE	EGI	04.10-07.12		B1010-AL50B
	Y50	2500	VQ25DE	EGI	04.10-07.12	GWN-93A	B1010-JK00A
	Y50	2500	VQ25HR	EGI	07.12-09.11	GWN-93A	B1010-JK00A
	Y51	2500	VQ25HR	EGI	09.11-		B1010-JK00C
	Y51	2500	VQ25HR	EGI	09.11-15.02	GWN-93A	B1010-JK00A
	PNY50,PY50	3500	VQ35		04.10-	GWN-93A	21010-AL527
	PNY50,PY50	3500	VQ35DE	EGI	04.10-07.12		B1010-AL50B
	PNY50,PY50	3500	VQ35DE	EGI	04.10-07.12	GWN-93A	B1010-JK00A
	PNY50,PY50	3500	VQ35HR	EGI	07.12-09.11	GWN-93A	B1010-JK20A
	HY51	3500	VQ35HR	EGI	10.11-	GWN-93A	B1010-JK20A
	KNY51,KY51	3700	VQ37VH	EGI	09.11-	GWN-93A	B1010-JK20A
	GY50	4500	VK45DE	EGI	05.08-09.11		21010-AR725
	GAZELLE	JS12	1800	CA18E	EGI	83.08-86.02	GWN-31A
JS12		1800	CA18S	GAS	83.08-86.02	GWN-31A	21010-50VY5
S12		1800	CA18ET	TBO	83.08-86.02	GWN-31A	21010-50VY5
US12		2000	FJ20ET	TBO	83.08-86.02		BA010-R2027
GLORIA	NY30	2000	CA20P	LPG	83.06-87.05	GWN-31A	21010-50VY5
	NY30	2000	CA20S	GAS	83.06-87.05	GWN-31A	21010-50VY5
	Y30	2000	VG20E	EGI	83.06-87.05	GWN-28A	21010-02P85
	Y30	2000	VG20ET	TBO	83.06-87.05	GWN-28A	21010-02P85
	VNY30	2000	CA20S	GAS	83.06-95.11	GWN-31A	21010-50VY5
	WY30	2000	VG20E	EGI	83.06-99.08	GWN-28A	21010-V5028
	MY30	2000	L20P	LPG	84.02-87.05	GWN-05A	21010-W3688
	MJY31	2000	RB20P	LPG	87.06-91.06	GWN-70A	21010-70TY5
	NJY31	2000	CA20P	LPG	87.06-91.06	GWN-31A	21010-50VY5
	Y31	2000	VG20DT	TBO	87.06-91.06	GWN-69A	21010-F65Y8
	Y31	2000	VG20E	EGI	87.06-99.08	GWN-59A	21010-10V28
	TNJY31	2000	CA20P	LPG	87.12-91.06	GWN-31A	21010-50VY5
	TY31	2000	VG20E	EGI	87.12-91.06	GWN-59A	21010-10V28
	VY30	2000	VG20E	EGI	87.12-99.08	GWN-28A	21010-V5028
	CMJY31	2000	RB20P	LPG	89.06-91.06	GWN-70A	21010-70TY5
	CY31	2000	VG20DT	TBO	89.06-91.06	GWN-69A	21010-F65Y8
	CY31	2000	VG20E	EGI	90.08-99.08	GWN-59A	21010-10V28
	Y32	2000	VG20E	EGI	91.06-95.06	GWN-59A	21010-10V28
	YY31	2000	VG20E	EGI	91.06-95.08	GWN-59A	21010-10V28
	CMJY31,MJY31	2000	RB20P	LPG	91.06-99.08		21010-53V27
	QJY31	2000	NA20P	LPG	91.06-99.08		21010-VR026
	Y33	2000	VG20E	EGI	96.01-99.06	GWN-59A	21010-10V28
	MY34	2500	VQ25DD	DI	01.12-04.10		B1010-AL50B
	ENY33	2500	RB25DT	TBO	97.06-99.06		21010-21U26
	MY33	2500	VQ25DE	EGI	97.06-99.06	GWN-51A	21010-31U28
	MY34	2500	VQ25DD	DI	99.06-01.12	GWN-51A	21010-31U28
	ENY34	2500	RB25DT	TBO	99.06-04.10	GWN-77A	21010-AA527
	HY30,VHY30,WHY30	2800	LD28	DIE	83.06-85.06		21010-50LY6
	UY30	2800	RD28	DIE	85.06-87.05	GWN-68A	B1010-81T26
	VUY30,WUY30	2800	RD28	DIE	85.06-93.08	GWN-68A	B1010-81T26
	UJY31	2800	RD28	DIE	87.06-99.08	GWN-68A	B1010-V7286
	UY31	2800	RD28	DIE	87.06-99.08	GWN-68A	B1010-81T26
	TUJY31	2800	RD28	DIE	87.12-91.06	GWN-68A	B1010-81T26

NISSAN

CAR NAME	MODEL	C.C.	ENGINE	N.B	YEAR	GMB NO.	OEM NO.
GLORIA	CUY31	2800	RD28	DIE	90.08-99.08	GWN-68A	B1010-81T26
	UY32	2800	RD28	DIE	91.06-95.06	GWN-68A	B1010-81T26
	UY33	2800	RD28	DIE	95.06-99.06	GWN-68A	B1010-81T26
	HY34	3000	VQ30DD	DI	01.12-04.10		B1010-AL50B
	PY30,YPY30	3000	VG30E	EGI	83.06-87.05	GWN-28A	21010-02P85
	PY30	3000	VG30ET	TBO	84.06-87.05	GWN-28A	21010-02P85
	PAY31,PY31	3000	VG30ET	TBO	87.06-91.06	GWN-59A	21010-10V28
	PAY31,PY31,YPY31	3000	VG30E	EGI	87.06-99.08	GWN-59A	21010-10V28
	PY32	3000	VG30DE	TWC	91.06-95.06	GWN-95A	B1010-0P529
	PAY32,PBY32,PY32	3000	VG30DT	TBO	91.06-95.06	GWN-95A	B1010-0P529
	PY32	3000	VG30E	EGI	91.06-95.06	GWN-59A	21010-10V28
	HY33	3000	VQ30DE	EGI	95.06-99.06	GWN-51A	21010-31U28
	HBY33,HY33	3000	VQ30DT	TBO	95.06-99.06	GWN-51A	21010-31U28
	PY33	3000	VG30E	EGI	95.06-99.06	GWN-59A	21010-10V28
	HY34	3000	VQ30DD	DI	99.06-01.12	GWN-51A	21010-31U28
HY34	3000	VQ30DT	TBO	99.06-04.10	GWN-51A	21010-31U85	
GT-R	R35	3800	VR38DE	TBO	07.11-	GWN-93A	B1010-JK20A
HOMY	VBE23	1600	J16	GAS	80.08-82.04		21010-03W25
	VNE23	1800	Z18	GAS	82.05-86.09	GWN-05A	21010-W3688
	CPGE23,DPGE23	2000	H20	GAS	80.08-82.04	GWN-18A	21010-R9026
	FPGE23,VPGE23	2000	H20	GAS	80.08-82.04	GWN-18A	21010-R9026
	KHE23,KHGE23	2000	Z20	GAS	80.08-86.09	GWN-05A	21010-W3688
	KSE23,KSGE23	2000	LD20T	DTB	82.05-86.09		BA010-R8427
	KSE23,KSGE23	2000	LD20T	DTB	82.05-86.09		BA010-R8487
	CHGE23,DHGE23	2000	Z20	GAS	82.05-86.09	GWN-05A	21010-W3688
	FHGE23,VHGE23	2000	Z20	GAS	82.05-86.09	GWN-05A	21010-W3688
	CHGE24,DHGE24	2000	Z20	GAS	86.09-90.08	GWN-05A	21010-W3688
	FHGE24,VHE24,VHGE24	2000	Z20	GAS	86.09-90.08	GWN-05A	21010-W3688
	KSE24,KSGE24	2000	LD20T	DTB	86.09-90.10	GWN-57A	21010-G81Y5
	KHE24,KHGE24	2000	Z20	GAS	86.09-93.05	GWN-05A	21010-W3688
	DTGE24,FTGE24	2000	NA20S	GAS	90.08-93.05		B1010-85G02
	CTGE24,VTE24,VTGE24	2000	NA20S	GAS	90.08-99.06		B1010-85G02
	KHE24,KHGE24	2000	Z20S	GAS	93.05-95.08	GWN-05A	21010-W3688
	CRGE23,DRGE23,KRE23	2200	SD22	DIE	80.08-82.04	GWN-10A	21010-37585
	KRGE23,VRE23,VRGE23	2200	SD22	DIE	80.08-82.04	GWN-10A	21010-37585
	CYGE23,DYGE23,VYE23	2300	SD23	DIE	82.05-86.09	GWN-10A	21010-37585
	VYGE23	2300	SD23	DIE	82.05-86.09	GWN-10A	21010-37585
	CYGE24,DYGE24,VYGE24	2300	TD23	DIE	86.09-88.09		B1010-J2N26
	CYGE24,DYGE24,VYE24	2300	TD23	DIE	86.09-88.09	GWN-47AF	B1010-02N1B
	VYGE24	2300	TD23	DIE	86.09-88.09	GWN-47AF	B1010-02N1B
	VYE24	2300	TD23	DIE	86.09-90.08		B1010-J2N26
	ARGE24,CRGE24,DRGE24	2700	TD27	DIE	87.10-95.08		B1010-J2N26
	KRME24,VRMGE24	2700	TD27	DIE	87.10-95.08		21010-21NY6
	KRE24	2700	TD27T	DTB	88.10-93.05		B1010-J2N26
	KRME24	2700	TD27T	DTB	88.10-93.05		21010-21NY6
	KRMGE24	2700	TD27	DIE	88.10-95.08		21010-21NY6
	VRGE24	2700	TD27	DIE	88.10-95.08		B1010-J2N26
	VRE24	2700	TD27	DIE	90.08-95.08		B1010-J2N26
	ARE24	2700	TD27TI	DTB	90.10-95.08		B1010-J2N26
	ARME24,ARMGE24	2700	TD27TI	DTB	90.10-95.08		21010-21NY6
	CRMGE24	2700	TD27	DIE	90.10-95.08		21010-21NY6
KRE24,KRGE24	2700	TD27	DIE	90.10-95.08		B1010-J2N26	

NISSAN

CAR NAME	MODEL	C.C.	ENGINE	N.B	YEAR	GMB NO.	OEM NO.
HOMY	CRMGE24	2700	TD27	DIE	95.08-96.09		B1010-65N94
	ARE24	2700	TD27TI	DTB	95.08-97.05	GWN-47AF	B1010-VH00A
	ARME24	2700	TD27TI	DTB	95.08-97.05		B1010-65N94
	CRGE24,DRGE24,VRE24	2700	TD27	DIE	95.08-97.05	GWN-47AF	B1010-VH00A
	VRGE24	2700	TD27	DIE	95.08-97.05	GWN-47AF	B1010-VH00A
	VRMGE24	2700	TD27	DIE	95.08-97.05		B1010-65N94
	ARGE24	2700	TD27TI	DTB	95.08-99.06	GWN-47AF	B1010-VH00A
	ARMGE24	2700	TD27TI	DTB	95.08-99.06		B1010-65N94
	KRE24,KRGE24	2700	TD27	DIE	95.08-99.06	GWN-47AF	B1010-VH00A
	KRME24,KRMGE24	2700	TD27	DIE	95.08-99.06		B1010-65N94
	ARGE24	2700	TD27	DIE	97.05-99.06	GWN-47AF	B1010-VH00A
	KRE24,KRGE24	2700	TD27TI	DTB	97.05-99.06	GWN-47AF	B1010-VH00A
	KEE24	3000	VG30E	EGI	88.10-97.05	GWN-59A	21010-10V28
	AEGE24	3000	VG30E	EGI	88.10-99.06	GWN-59A	21010-10V28
	FEGE24	3000	VG30E	EGI	93.05-99.06	GWN-59A	21010-10V28
	CWGE24,VWE24,VWGE24	3200	QD32	DIE	96.08-97.05		21010-F5N25
	CWMGE24,VWMGE24	3200	QD32	DIE	96.08-97.05		21010-F5N26
	CWGE24,DWGE24,VWE24	3200	QD32	DIE	97.05-99.06	GWN-47AF	B1010-VH00A
	VWGE24	3200	QD32	DIE	97.05-99.06	GWN-47AF	B1010-VH00A
	CWMGE24,VWMGE24	3200	QD32	DIE	97.05-99.06		21010-VH028
INFINITI Q 45	G50,HG50	4500	VH45DE	EGI	89.10-93.06		21010-60UY6
	G50,HG50	4500	VH45DE	EGI	93.06-98.03		B1010-67U28
INFINITY	G50	4500	VH45D		89.10-93.06		21010-60U25
	G50	4500	VH45D		93.06-		21010-67U25
JUKE	YF15	1500	HR15DE	EGI	10.06-	GWN-88A	21010-EE025
	F15,NF15	1600	MR16DT	TBO	10.11-		21010-BV80A
	F15,NF15	1600	MR16DT	TBO	10.11-		B1010-1KC0A
	F15,NF15	1600	MR16DD	TBO	14.07-		21010-BV80A
JUNIOR	140141	1600	R		70.12-89.07	GWN-06A	21010-78226
	140141	2000	H20		70.10-94.12	GWN-06A	21010-78226
KIX	H59A	660	4A30	TBO	08.10-12.06		21010-6A00A
	H59A	660	4A30	TBO	08.10-12.06		AY720-MT007
LAFESTA	B30,NB30	2000	MR20		04.12-	GWN-90A	21010-EN225
	B30,NB30	2000	MR20DE	EGI	04.12-12.06	GWN-90A	B1010-1GZ0A
	CWEAWN	2000	LFVE	EGI	11.06-	GWMZ-58A	21013-HA000
	CWFEWN	2000	LFVD	DI	11.06-	GWMZ-58A	21013-HA000
	CWFEWN	2000	LFVDS	DI	11.06-	GWMZ-58A	21013-HA000
	CWFFWN	2000	PEVPS	DI	13.03-		21010-HA00A
LANGLAY	N10,N11	1200	A12		78.05-81.02	GWN-02A	21010-M6626
	N10	1300	E13		81.03-82.04	GWN-24A	21010-01M25
	N12	1300	E13S		82.05-87.05	GWN-24A	21010-01M25
	N13	1300	E13S		86.05-89.03	GWN-24A	21010-01M25
	N13	1300	E13S		86.05-94.12	GWN-49A	21010-50A28
	N14	1300	GA13DS		90.08-94.12	GWN-42A	21010-53Y01
	N10,N11	1400	A14		78.05-81.02	GWN-02A	21010-M6626
	HN12	1500	E15E	EGI	82.05-86.10	GWN-24A	21010-50A27
	HN12	1500	E15S	GAS	82.05-86.10	GWN-24A	21010-50A27
	N12	1500	E15S/E/T		82.05-87.05	GWN-24A	21010-50A25
	HN12	1500	E15ET	TBO	83.05-86.10	GWN-24A	21010-50A27
	N13	1500	E15S/E		86.05-89.03	GWN-24A	21010-01M25
	N13	1500	E15S/E		86.05-89.03	GWN-49A	21010-50A28
	BHN13	1500	E15E	EGI	86.10-88.08	GWN-24A	21010-50A27

NISSAN

CAR NAME	MODEL	C.C.	ENGINE	N.B	YEAR	GMB NO.	OEM NO.	
LANGLAY	BHN13	1500	E15E	EGI	86.10-88.08	GWN-49A	21010-50AY8	
	BHN13	1500	E15S	GAS	86.10-88.08	GWN-24A	21010-50A27	
	BHN13	1500	E15S	GAS	86.10-88.08	GWN-49A	21010-50AY8	
	BHNN13	1500	E15E	EGI	87.01-88.08	GWN-24A	21010-50A27	
	BHNN13	1500	E15E	EGI	87.01-88.08	GWN-49A	21010-50AY8	
	N13	1500	GA15S/E		88.04-94.12	GWN-39A	21010-77A00	
	BFN13	1500	GA15E	EGI	88.09-90.08	GWN-39A	21010-77AY0	
	BFN13,BFNN13	1500	GA15S	GAS	88.09-90.08	GWN-39A	21010-77AY0	
	N14	1500	GA15DS		90.08-94.12	GWN-42A	21010-53Y01	
	N13	1600	CA16D		86.05-86.10	GWN-31A	21010-W4426	
	BEN13	1600	CA16DE	EGI	86.10-90.08		21010-06EY6	
	BEN13	1600	CA16DE	EGI	86.10-90.08	GWN-31A	21010-50VY5	
	BEN13	1600	CA16DE	EGI	86.10-90.08	GWN-35A	21010-06E25	
	N13	1600	CA16D		86.10-94.12	GWN-35A	21010-06E26	
	N14	1600	GA16DE		90.08-94.12	GWN-42A	21010-53Y01	
	SN12	1700	CD17	DIE	83.05-86.10	GWN-26A	21010-16AY5	
	SN12	1700	CD17	DIE	84.05-86.10		21010-16AY7	
	BSN13	1700	CD17	DIE	86.10-90.08		21010-54AY6	
	N14	1800	SR18DE		90.08-94.12	GWN-48A	21010-53J00	
	N14	2000	SR20DET		90.08-94.12		21010-54C00	
	LARGO	VNW30,VW30	2000	CD20TI	DTB	93.05-99.06	GWN-52A	21010-57J28
		CW30,NCW30,NW30,W30	2400	KA24DE	EGI	93.05-99.06	GWN-40A	B1010-40F27
LATIO	N17	1200	HR12DE	EGI	12.10-		21010-ED50B	
LAUREL	130	1800	G18		72.01-76.12		21010-S0126	
	130131	1800	L18		75.10-76.12	GWN-03A	21010-21028	
	130,131,A/C	1800	L18		75.10-76.12	GWN-12AF	21010-23028	
	230	1800	L18		77.01-78.05	GWN-12AF	21010-23028	
	230,231,C31	1800	Z18(S)		78.10-82.09	GWN-12AF	21010-23028	
	C31	1800	CA18S		82.10-84.10	GWN-31A	21010-W4426	
	C31	1800	Z18P		83.10-84.10	GWN-23AF	21010-N5829	
	TFJC32	1800	CA18P	LPG	84.10-88.12	GWN-31A	21010-50VY5	
	TFJC32	1800	CA18S	GAS	84.10-88.12	GWN-31A	21010-50VY5	
	FJC32	1800	CA18P	LPG	84.10-93.08	GWN-31A	21010-50VY5	
	FJC32	1800	CA18S	GAS	84.10-93.08	GWN-31A	21010-50VY5	
	C32	1800	CA18P/S		84.10-94.12	GWN-31A	21010-V5525	
	C33	1800	CA181		88.12-93.01	GWN-31A	21010-V5529	
	FC33	1800	CA181	EI	88.12-93.01	GWN-31A	21010-50VY5	
	130	2000	G20		72.01-76.12		21010-S0126	
	130131230	2000	L20		72.01-78.09	GWN-05A	21010-E3028	
	231,C31	2000	L20(E,ET,S)		78.10-84.10	GWN-05A	21010-E3028	
	231,C31	2000	Z20S		79.10-84.10	GWN-23AF	21010-N5829	
	C32	2000	VG20T		84.10-88.12	GWN-28A	21010-V5025	
	GC32	2000	VG20ET	TBO	84.10-88.12	GWN-28A	21010-02P85	
	HJC32	2000	RB20E	EGI	84.10-88.12	GWN-70A	21010-70TY5	
	HC32	2000	RB20E	EGI	84.10-91.10	GWN-70A	21010-70TY5	
	C32	2000	RB20E/DT		84.10-94.12	GWN-32A	21010-42L26	
	HC32	2000	RB20DT	TBO	86.10-91.10	GWN-32A	21010-58S25	
	C33	2000	RB20E/D/DT		88.12-93.01	GWN-32A	21010-42L26	
	HC33	2000	RB20E	EGI	88.12-93.01	GWN-70A	21010-70TY5	
	HC33,HCC33	2000	RB20DE	EGI	88.12-93.01	GWN-70A	21010-70TY5	
	HC33,HCC33	2000	RB20DT	TBO	88.12-93.01	GWN-70A	21010-70TY5	
	HC34	2000	RB20DE	EGI	93.01-94.09	GWN-70A	21010-70TY5	

NISSAN

CAR NAME	MODEL	C.C.	ENGINE	N.B	YEAR	GMB NO.	OEM NO.	
LAUREL	C34	2000	RB20E/DE		93.01-94.12	GWN-70A	21010-70T25	
	HC34	2000	RB20E	EGI	93.01-97.06	GWN-70A	21010-70TY5	
	HC34	2000	RB20E	EGI	96.05-97.06		21010-75T26	
	HC35	2000	RB20DE	EGI	97.06-02.08	GWN-74A	21010-5L328	
	C33	2500	RB25D		91.10-93.01	GWN-32A	21010-42L25	
	EC33,ECC33	2500	RB25DE	EGI	91.10-93.01	GWN-70A	21010-70TY5	
	GCC34	2500	RB25DE	EGI	93.01-94.01		21010-75T26	
	C34	2500	RB25DE		93.01-94.12		21010-75T25	
	GC34	2500	RB25DE	EGI	93.01-97.06		21010-75T26	
	C34	2500	RB25DET		94.01-94.12		21010-21U25	
	GC34,GCC34	2500	RB25DT	TBO	94.01-97.06		21010-21U26	
	GNC34	2500	RB25DE	EGI	94.09-97.06		21010-75T26	
	GC35,GNC35	2500	RB25DE	EGI	97.06-02.08	GWN-74A	21010-5L328	
	GC35,GCC35	2500	RB25DT	TBO	97.06-98.09	GWN-74A	21010-5L328	
	GC35,GCC35	2500	RB25DT	TBO	98.09-02.08	GWN-77A	21010-AA527	
	130	2600	L26		73.01-75.08	GWN-05A	21010-E3028	
	130230	2800	L28		75.08-78.09	GWN-05A	21010-E3028	
	231	2800	L28		78.10-80.10	GWN-05A	21010-W3626	
	C31	2800	L28E		80.11-82.09	GWN-05A	21010-P7526	
	EJC32,TEJC32	2800	LD28	DIE	84.10-86.10		21010-50LY6	
	TSJC32	2800	RD28	DIE	86.10-88.12	GWN-68A	B1010-81T26	
	SJC32	2800	RD28	DIE	86.10-93.08	GWN-68A	B1010-81T26	
	SC33	2800	RD28	DIE	88.12-93.01	GWN-68A	B1010-81T26	
	SC34	2800	RD28	DIE	93.01-97.06	GWN-68A	B1010-81T26	
	SC35	2800	RD28	DIE	97.06-99.08	GWN-68A	B1010-81T26	
	SC35	2800	RD28E	DIE	99.08-02.08	GWN-68A	B1010-81T26	
	LAUREL SPIRIT	HB11	1500	E15E	EGI	82.01-86.08	GWN-24A	21010-50A27
		HB11	1500	E15S	GAS	82.01-86.08	GWN-24A	21010-50A27
		HB11	1500	E15ET	TBO	83.01-86.08	GWN-24A	21010-50A27
		HB12	1500	E15E	EGI	86.08-87.09	GWN-24A	21010-50A27
HB12		1500	E15E	EGI	86.08-87.09	GWN-49A	21010-50AY8	
HB12		1500	E15S	GAS	86.08-87.09	GWN-24A	21010-50A27	
HB12		1500	E15S	GAS	86.08-87.09	GWN-49A	21010-50AY8	
FB12,FNB12		1500	GA15E	EGI	87.09-90.03	GWN-39A	21010-77AY0	
FB12,FNB12		1500	GA15S	GAS	87.09-90.03	GWN-39A	21010-77AY0	
EB12		1600	CA16DE	EGI	86.08-87.09	GWN-31A	21010-50VY5	
EB12		1600	CA16DE	EGI	86.08-90.03	GWN-35A	21010-06E25	
SB11		1700	CD17	DIE	83.11-86.08	GWN-26A	21010-16AY5	
SB12		1700	CD17	DIE	86.08-90.03		21010-54AY6	
LEOPARD		GF31	2000	VG20ET	TBO	86.02-88.08	GWN-28A	21010-02P85
	GF31	2000	VG20E	EGI	86.02-91.12	GWN-28A	21010-V5028	
	GF31	2000	VG20DT	TBO	88.08-91.12	GWN-69A	21010-F65Y8	
	JY33	2000	VG20E	EGI	97.01-99.06	GWN-59A	21010-10V28	
	JENY33	2500	RB25DT	TBO	97.10-99.06		21010-21U26	
	JMY33	2500	VQ25DE	EGI	97.10-99.06	GWN-51A	21010-31U28	
	UF31	3000	VG30DE	EGI	86.02-88.08	GWN-69A	21010-F65Y8	
	UF31	3000	VG30DE	EGI	86.02-91.12		B1010-22P27	
	UF31	3000	VG30DT	TBO	88.08-91.12	GWN-69A	21010-F65Y8	
	JHY33	3000	VQ30DE	EGI	96.03-97.10	GWN-51A	21010-31U28	
	JPY33	3000	VG30E	EGI	96.03-97.10	GWN-59A	21010-10V28	
	JHBY33,JHY33	3000	VQ30DT	TBO	96.03-99.06	GWN-51A	21010-31U28	
	JHY33	3000	VQ30DD	DI	97.10-99.06	GWN-51A	21010-31U28	

NISSAN

CAR NAME	MODEL	C.C.	ENGINE	N.B	YEAR	GMB NO.	OEM NO.
LEOPARD/J.FERRY	F30	1800	Z18S		80.09-86.01	GWN-23AF	21010-N5829
	F31	2000	L20E/ET/DET		86.02-88.08	GWN-28A	21010-V5027
	F31	2000	L20DET		88.08-94.12	GWN-69A	21010-F6526
	F31	2000	L20E/ET		88.08-94.12	GWN-28A	21010-V5027
	F30	2800	L28E		80.09-82.08	GWN-05A	21010-W3626
	F30	3000	VG30T		84.06-86.02	GWN-28A	21010-V5025
	F31	3000	VG30DE		86.02-86.10	GWN-69A	21010-F6500
	F31	3000	VG30DE		86.10-94.12		21010-22P25
	F31	3000	VG30DET		88.08-94.12	GWN-69A	21010-F6526
	Y32	3000	VG30DE		92.06-94.12	GWN-95A	21010-0P526
	JPY32	3000	VG30DE	EGI	92.06-95.12	GWN-95A	B1010-0P529
	Y32	4100	VH41DE		92.06-94.12		21010-1P101
	JGBY32	4100	VH41DE	EGI	92.06-95.12		B1010-1P128
LIBERTA VILLA	N10,N11	1200	A12		78.05-81.02	GWN-02A	21010-M6626
	N10	1300	E13		81.03-82.04	GWN-24A	21010-01M25
	N12	1300	E13S		82.05-87.05	GWN-24A	21010-01M25
	N13	1300	E13S		86.05-89.03	GWN-24A	21010-01M25
	N13	1300	E13S		86.05-94.12	GWN-49A	21010-50A28
	N14	1300	GA13DS		90.08-94.12	GWN-42A	21010-53Y01
	N10,N11	1400	A14		78.05-81.02	GWN-02A	21010-M6626
	N12	1500	E15S/E/T		82.05-87.05	GWN-24A	21010-50A25
	HN12	1500	E15E	EGI	82.06-86.10	GWN-24A	21010-50A27
	HN12	1500	E15S	GAS	82.06-86.10	GWN-24A	21010-50A27
	HN12	1500	E15ET	TBO	83.05-86.10	GWN-24A	21010-50A27
	N13	1500	E15S/E		86.05-89.03	GWN-24A	21010-01M25
	N13	1500	E15S/E		86.05-89.03	GWN-49A	21010-50A28
	BHN13	1500	E15E	EGI	86.10-88.08	GWN-24A	21010-50A27
	BHN13	1500	E15E	EGI	86.10-88.08	GWN-49A	21010-50AY8
	BHN13	1500	E15S	GAS	86.10-88.08	GWN-24A	21010-50A27
	BHN13	1500	E15S	GAS	86.10-88.08	GWN-49A	21010-50AY8
	BHNN13	1500	E15E	EGI	87.01-88.08	GWN-24A	21010-50A27
	BHNN13	1500	E15E	EGI	87.01-88.08	GWN-49A	21010-50AY8
	N13	1500	GA15S/E		88.04-94.12	GWN-39A	21010-77A00
	BFN13	1500	GA15E	EGI	88.09-90.08	GWN-39A	21010-77AY0
	BFN13,BFNN13	1500	GA15S	GAS	88.09-90.08	GWN-39A	21010-77AY0
	N14	1500	GA15DS		90.08-94.12	GWN-42A	21010-53Y01
	N13	1600	CA16D		86.05-86.10	GWN-31A	21010-W4426
	BEN13	1600	CA16DE	EGI	86.10-90.08		21010-06EY6
	BEN13	1600	CA16DE	EGI	86.10-90.08	GWN-31A	21010-50VY5
	BEN13	1600	CA16DE	EGI	86.10-90.08	GWN-35A	21010-06E25
	N13	1600	CA16D		86.10-94.12	GWN-35A	21010-06E26
	N14	1600	GA16DE		90.08-94.12	GWN-42A	21010-53Y01
	SN12	1700	CD17	DIE	83.05-86.10	GWN-26A	21010-16AY5
	SN12	1700	CD17	DIE	84.05-86.10		21010-16AY7
	BSN13	1700	CD17	DIE	86.10-90.08		21010-54AY6
	N14	1800	SR18DE		90.08-94.12	GWN-48A	21010-53J00
N14	2000	SR20DET		90.08-94.12		21010-54C00	
LIBERTY	RM12,RNM12	2000	QR20DE	EGI	01.05-04.12	GWN-86A	21010-6N226
LUCINO	FB14	1500	GA15DE	EGI	94.05-99.04	GWN-42A	21010-0M302
	FN15,FNN15	1500	GA15DE	EGI	95.01-99.04	GWN-42A	21010-0M302
	EN15	1600	GA16DE	EGI	95.01-99.04	GWN-42A	21010-0M302
	JB14	1600	SR16VE	EGI	97.08-99.04	GWN-48A	21010-1N526

NISSAN

CAR NAME	MODEL	C.C.	ENGINE	N.B	YEAR	GMB NO.	OEM NO.	
LUCINO	JN15	1600	SR16VE	EGI	97.09-99.04	GWN-48A	21010-1N526	
	HB14	1800	SR18DE	EGI	94.05-97.08	GWN-48A	21010-53J05	
	HN15	1800	SR18DE	EGI	95.01-99.04	GWN-48A	21010-53J05	
	HNN15	1800	SR18DE	EGI	96.05-99.04	GWN-48A	21010-53J05	
MARCH	K10	900	MA09RT		88.08-88.12	GWN-29A	21010-01B28	
	K10	900	MA09RT		88.12-94.12	GWN-72A	21010-19B25	
	EK10	930	MA09RT	TBO	88.01-92.01	GWN-29A	21010-01BY9	
	EK10	930	MA09RT	TBO	88.01-92.01	GWN-72A	21010-19BY5	
	K12	1000	CR10DE	EGI	02.02-03.07	GWN-92A	21010-AX00A	
	K10	1000	MA10S	GAS	82.10-89.01	GWN-29A	21010-01BY9	
	K10	1000	MA10T/S		82.10-89.01	GWN-29A	21010-01B25	
	K10	1000	MA10T	TBO	83.06-89.01	GWN-29A	21010-01BY9	
	YK10	1000	MA10S	GAS	85.02-89.01	GWN-29A	21010-01BY9	
	K10	1000	MA10S	GAS	89.01-92.01	GWN-72A	21010-19BY5	
	K10	1000	MA10T	TBO	89.01-92.01	GWN-72A	21010-19BY5	
	K10	1000	MA10T/S		89.10-94.12	GWN-72A	21010-19B25	
	K11	1000	CG10DE	EGI	92.01-02.02	GWN-44A	21010-41B03	
	K11	1000	CG10DE		92.01-94.12	GWN-44A	21010-41B00	
	WK11	1000	CG10DE	EGI	99.11-02.02	GWN-44A	21010-41B03	
	AK12	1200	CR12DE	EGI	02.02-10.07	GWN-92A	21010-AX00A	
	K13	1200	HR12DE	EGI	10.07-		21010-ED50B	
	NK13	1200	HR12DE	EGI	10.07-	GWN-88A	21010-EE025	
	K13	1200	HR12DE	EGI	10.07-13.06	GWN-89A	B1010-ED00A	
	K10	1200	MA12		83.07-88.12	GWN-29A	21010-01B28	
	K10	1200	MA12		88.12-94.12	GWN-72A	21010-24B25	
	K11	1300	CG13DE		92.01-94.12	GWN-44A	21010-41B00	
	HK11	1300	CG13DE	EGI	92.01-99.11	GWN-44A	21010-41B01	
	FHK11	1300	CG13DE	EGI	97.05-99.11	GWN-44A	21010-41B01	
	AK11,ANK11,WAK11	1300	CGA3DE	EGI	99.11-02.02	GWN-44A	21010-41B03	
	BK12	1400	CR14DE	EGI	02.02-05.08	GWN-92A	21010-AX00A	
	BNK12	1400	CR14DE	EGI	02.09-10.07		21010-AX40A	
	YK12	1500	HR15DE	EGI	05.08-10.07	GWN-89A	B1010-ED00A	
	MAXIMA	J30	3000	VG30E	EGI	88.10-91.08		B1010-16E03
		J30	3000	VG30E		88.10-91.08	GWN-36A	21010-16E02
		PJ30	3000	VE30DE	EGI	91.08-94.02		21010-97E00
0		3000	VE30DE		91.08-94.12		21010-97E00	
MICRA	FHZK12	1600	HR16DE	EGI	07.07-10.08	GWN-89A	B1010-ED00A	
MISTRAL	R20	2700	TD27T	DTB	94.02-96.10	GWN-65AF	21010-0F003	
	KR20	2700	TD27T	DTB	95.11-96.10	GWN-65AF	21010-0F003	
	KR20,R20	2700	TD27TI	DTB	96.10-98.07		21010-7F401	
MOCO	MG21S	660	K6A	EPI	02.04-06.02	GWN-80A*	21010-4A00G	
	MG21S	660	K6A	TBO	02.04-06.02	GWN-81A*	21010-4A00J	
	MG22S	660	K6A	EPI	06.02-11.02	GWS-38AH	21010-4A00H	
	MG22S	660	K6A	TBO	06.02-11.02	GWS-39AH	21010-4A00K	
	MG33S	660	R06A	EPI	11.02-		21010-4A01L	
	MG33S	660	R06A	TBO	11.02-		21010-4A01L	
MURANO	TZ50	2500	QR25		04.09-	GWN-86A	21010-6N226	
	TZ50	2500	QR25DE	EGI	04.09-08.09		21013-6N200	
	TZ50	2500	QR25DE	EGI	04.09-08.09	GWN-86A	21010-6N226	
	TNZ51	2500	QR25DE	EGI	08.09-	GWN-86A	21010-6N226	
	TZ51	2500	QR25DE	EGI	10.01-	GWN-86A	21010-6N226	
	PNZ50,PZ50	3500	VQ35		04.09-	GWN-93A	21010-AL527	

NISSAN

CAR NAME	MODEL	C.C.	ENGINE	N.B	YEAR	GMB NO.	OEM NO.
MURANO	PNZ50,PZ50	3500	VQ35DE	EGI	04.09-08.09		B1010-AL50B
	PNZ50,PZ50	3500	VQ35DE	EGI	04.09-08.09	GWN-93A	B1010-JK00A
	PNZ51	3500	VQ35DE	EGI	08.09-	GWN-93A	B1010-JK00A
	PNZ51	3500	VQ35DE	EGI	11.02-		B1010-JK00C
NETO	E11	1500	HR15		05.01-	GWN-89A	21010-ED025
	EN11	1500	HR15		05.01-	GWN-87A	21010-ED325
NOTE	E12	1200	HR12DD	DI	12.09-	GWN-88A	21010-EE025
	E12	1200	HR12DE	EGI	12.09-	GWN-89A	B1010-ED00A
	NE12	1200	HR12DE	EGI	12.09-	GWN-88A	21010-EE025
	E11	1500	HR15DE	EGI	05.01-07.12	GWN-89A	B1010-ED00A
	NE11	1500	HR15DE	EGI	05.01-07.12	GWN-87A	21010-ED325
	NE11	1500	HR15DE	EGI	06.12-12.09	GWN-88A	21010-EE025
	E11	1500	HR15DE	EGI	07.12-12.09	GWN-88A	21010-EE025
	ZE11	1600	HR16DE	EGI	08.10-12.09	GWN-89A	B1010-ED00A
	E12	1600	HR16DE	EGI	14.10-	GWN-88A	21010-EE025
	E12	1600	HR16DE	EGI	14.10-	GWN-89A	B1010-ED00A
NT 100 CLIPPER	U71T,U71TP,U72T	660	3G83	EGI	12.01-13.12	GWN-82A	21010-6A0A0
	DR16T	660	R06A	EPI	13.12-		21010-4A01L
NT 450 ATLAS	FBA2W,FBA3W,FBA5W	3000	4P10	DTB	13.01-		21010-HJ00A
	FBA6W,FDA2W,FDA4W	3000	4P10	DTB	13.01-		21010-HJ00A
	FEA2W,FEA5W,FEA5X	3000	4P10	DTB	13.01-		21010-HJ00A
	FEA8W,FEB2W,FEB5W	3000	4P10	DTB	13.01-		21010-HJ00A
	FEB7X,FEB8W,FEB9W	3000	4P10	DTB	13.01-		21010-HJ00A
	FGA2W,FGB7W	3000	4P10	DTB	13.01-		21010-HJ00A
NV 100 CLIPPER	U71V,U72V	660	3G83	EGI	12.01-13.12	GWN-82A	21010-6A0A0
	U71V,U72V	660	3G83	TBO	12.01-13.12	GWN-82A	21010-6A0A0
	DR64V	660	K6A	EPI	13.12-15.03		21010-4A01M
	DR64V	660	K6A	TBO	13.12-15.03		21010-4A01M
	DR17V	660	R06A	EPI	15.03-		21010-4A01L
	DR17V	660	R06A	TBO	15.03-		21010-4A01L
NV 100 CLIPPER RIO	DR64W	660	K6A	TBO	13.12-15.03		21010-4A01M
	DR17W	660	R06A	TBO	15.03-		21010-4A01L
NV 200 VANETTE	M20,VM20	1600	HR16DE	EGI	09.05-	GWN-89A	B1010-ED00A
NV 350 CARAVAN	VR2E26	2000	QR20DE	EGI	12.06-		21010-EA010
	CS4E26,KS2E26,KS4E26	2500	QR25DE	EGI	12.06-		21010-EA010
	CW4E26,CW8E26	2500	YD25DD	DTB	12.06-		B1M10-5X00E
	VW2E26,VW6E26	2500	YD25DD	DTB	12.06-		B1M10-5X00E
	DS4E26	2500	QR25DE	EGI	12.12-		21010-EA010
	DW4E26	2500	YD25DD	DTB	12.12-		B1M10-5X00E
OTTI	H91W	660	3G83		05.06-	GWN-83A	21010-6A0A1
	H91W	660	3G83	EGI	05.06-06.10		AY720-MT008
	H91W	660	3G83	EGI	05.06-06.10	GWN-83A	21010-6A0A1
	H91W	660	3G83	TBO	05.06-06.10		AY720-MT008
	H91W	660	3G83	TBO	05.06-06.10	GWN-83A	21010-6A0A1
	H92W	660	3G83	EGI	06.10-13.06		AY720-MT008
	H92W	660	3G83	EGI	06.10-13.06	GWN-83A	21010-6A0A1
	H92W	660	3G83	TBO	06.10-13.06		AY720-MT008
	H92W	660	3G83	TBO	06.10-13.06	GWN-83A	21010-6A0A1
PAO	PK10	1000	MA10S	GAS	89.01-91.02	GWN-72A	21010-19BY5
	PK10	1000	MA10S		89.10-94.10	GWN-72A	21010-19B25
PINO	HC24S	660	K6A	EPI	07.01-09.11	GWS-38AH	21010-4A00H
PRAIRIE	M10	1500	E15S		82.08-88.08	GWN-20A	21010-D0126

NISSAN

CAR NAME	MODEL	C.C.	ENGINE	N.B	YEAR	GMB NO.	OEM NO.
PRAIRIE	BM10,VBM10	1500	E15S	GAS	82.08-88.08	GWN-24A	21010-50A27
	M10	1800	CA18S		82.08-86.07	GWN-20A	21010-D0126
	PM10	1800	CA18S	GAS	82.08-88.08	GWN-20A	21010-D01Y6
	PM10	1800	CA18S	GAS	82.08-88.08	GWN-35A	21010-06E25
	M10	1800	CA18S		86.07-88.08	GWN-35A	21010-06E25
	M10	2000	CA20S		85.10-86.07	GWN-20A	21010-D0126
	HNM10	2000	CA20S	GAS	85.10-88.08	GWN-20A	21010-D01Y6
	HNM10	2000	CA20S	GAS	85.10-88.08	GWN-35A	21010-06E25
	M10	2000	CA20S		86.07-88.08	GWN-35A	21010-06E25
	M11,NM11	2000	CA20S	GAS	88.09-90.09	GWN-35A	21010-06E25
	M11,NM11	2000	CA20S	GAS	88.09-95.08		21010-06EY6
	M11	2000	CA20S		88.12-94.12		21010-71E28
	M11	2000	CA20S		89.09-88.12	GWN-35A	21010-06E25
	PM11,PNM11	2000	SR20DE	EGI	95.08-98.11	GWN-48A	21010-53J05
	M11	2400	KA20E		90.09-94.12	GWN-43A	21010-30R05
	HM11,HNM11	2400	KA24E	EGI	90.09-95.08	GWN-43A	21010-30RY6
PRAIRIE LIBERTY	PNM12	2000	SR20DT	EGI	00.05-01.05	GWN-48A	21010-53J05
	PM12,PNM12	2000	SR20DE	EGI	98.11-01.05	GWN-48A	21010-53J05
	PNM12	2000	SR20DT	TBO	99.10-01.05	GWN-48A	21010-53J05
PRECEA	R10	1500	GA150DS		90.06-94.12	GWN-42A	21010-53Y01
	R10	1800	SR18DI/DE		90.06-94.12	GWN-48A	21010-53J00
	R11	1800	SR18D		95.01-	GWN-48A	21010-53J00
	R10	2000	SR20D		90.06-94.12	GWN-48A	21010-53J00
	R11	2000	SR20DE		95.01-	GWN-48A	21010-53J00
PREMERA	QP12	1800	QG18DE	EGI	02.02-05.12	GWN-73A	21010-4M526
	P10	1800	SR18DI	EI	90.02-92.09	GWN-48A	21010-53J05
	P10	1800	SR18DE	EGI	92.09-95.09	GWN-48A	21010-53J05
	P11	1800	SR18DE	EGI	95.09-98.09	GWN-48A	21010-53J05
	WP11	1800	SR18DE	EGI	97.09-98.09	GWN-48A	21010-53J05
	QP11,WQP11	1800	QG18DD	DI	98.09-01.01	GWN-73A	21010-4M526
	QP11,WQP11	1800	QG18DE	EGI	98.09-01.01	GWN-73A	21010-4M526
	TP12,WTNP12,WTP12	2000	QR20DE	EGI	01.01-05.12	GWN-86A	21010-6N226
	HP12,WHP12	2000	SR20VE	EGI	01.08-03.07	GWN-48A	21010-53J05
	TNP12	2000	QR20DE	EGI	01.08-05.12	GWN-86A	21010-6N226
	HP10	2000	SR20DE	EGI	90.02-95.09	GWN-48A	21010-53J05
	HNP10	2000	SR20DE	EGI	90.10-95.09	GWN-48A	21010-53J05
	FHP10	2000	SR20DE	EGI	91.07-96.11	GWN-48A	21010-53J05
	HNP11,HP11	2000	SR20DE	EGI	95.09-01.01	GWN-48A	21010-53J05
	FHP11	2000	SR20DE	EGI	96.11-98.09	GWN-48A	21010-53J05
	WHNP11,WHP11	2000	SR20DE	EGI	97.09-01.01	GWN-48A	21010-53J05
	HP11,WHP11	2000	SR20VE	EGI	97.09-01.01	GWN-48A	21010-53J05
	RP12,WRP12	2500	QR25DD	DI	01.01-05.12	GWN-86A	21010-6N226
PRESAGE	NU30,U30	2400	KA24DE	EGI	98.06-01.08	GWN-50A	21010-1E403
	TNU30,TU30	2500	QR25DE	EGI	01.08-03.07	GWN-86A	21010-6N226
	TNU31,TU31	2500	QR25DE	EGI	03.06-09.09	GWN-86A	21010-6N226
	VNU30,VU30	2500	YD25DT	DTB	98.06-01.08	GWN-76A	B1010-AD226
	HU30	3000	VQ30DE	EGI	98.06-03.07	GWN-51A	21010-31U28
	PNU31	3500	VQ35DE	EGI	03.06-06.05		B1010-AL50B
	PU31	3500	VQ35DE	EGI	03.06-09.09		B1010-AL50B
	PU31	3500	VQ35DE	EGI	06.05-09.09	GWN-93A	B1010-JK00A
PRESEA	R10	1500	GA15DS	GAS	90.06-95.01	GWN-42A	21010-0M302
	R11	1500	GA15DE	EGI	95.01-00.08	GWN-42A	21010-0M302

NISSAN

CAR NAME	MODEL	C.C.	ENGINE	N.B	YEAR	GMB NO.	OEM NO.
PRESEA	PR10	1800	SR18DI	EI	90.06-92.06	GWN-48A	21010-53J05
	PR10	1800	SR18DE	EGI	92.06-95.01	GWN-48A	21010-53J05
	PR11	1800	SR18DE	EGI	95.01-00.08	GWN-48A	21010-53J05
	HR10	2000	SR20DE	EGI	90.06-95.01	GWN-48A	21010-53J05
	HR11	2000	SR20DE	EGI	95.01-00.08	GWN-48A	21010-53J05
PRESIDENT	C,DJQL,DJ,DQ,DWQ,DW	4400	Y44E	EGI	75.04-76.07		B1010-F2725
	D,H250,WC	4400	Y44E	EGI	75.04-76.07		B1010-F2725
	250252	4400	Y44E		75.04-90.05		21010-F2725
	H251	4400	Y44E	EGI	76.08-77.06		B1010-F2725
	H252	4400	Y44E	EGI	77.07-90.10		B1010-F2725
	PGF50	4500	VK45DE	EGI	03.10-10.08		21010-AR025
	JHG50	4500	VH45DE	EGI	90.10-02.08		B1010-67U28
	G50	4500	VH45D		90.10-93.04		21010-60U25
	JHG50	4500	VH45DE	EGI	90.10-94.05		21010-60UY6
	JG50,PG50,PHG50	4500	VH45DE	EGI	92.02-02.08		B1010-67U28
	JG50,PG50,PHG50	4500	VH45DE	EGI	92.02-94.05		21010-60UY6
	G50	4500	VH45D		93.04-94.12		21010-67U25
	PROMERA	P10	1800	SR18DI		90.02-92.09	GWN-48A
P10		1800	SR18DE		92.09-94.12	GWN-48A	21010-53J00
P11		1800	SR18DE		95.09-	GWN-48A	21010-53J00
P10		2000	SR20D		90.02-92.09	GWN-48A	21010-53J00
P10		2000	SR200DE		91.07-94.12	GWN-48A	21010-70J00
P10		2000	SR20DE		92.09-94.12	GWN-48A	21010-53J00
P11		2000	SR20DE		95.09-	GWN-48A	21010-53J00
PULSAR	N10,N11	1200	A12		78.05-81.02	GWN-02A	21010-M6626
	N10	1300	E13		81.03-82.04	GWN-24A	21010-01M25
	PN12	1300	E13S	GAS	82.05-86.05	GWN-24A	21010-50A27
	N12	1300	E13S		82.05-87.05	GWN-24A	21010-01M25
	N13	1300	E13S		86.05-89.03	GWN-24A	21010-01M25
	N13	1300	E13S	GAS	86.05-90.08	GWN-24A	21010-50A27
	N13	1300	E13S	GAS	86.05-90.08	GWN-49A	21010-50AY8
	N13	1300	E13S		86.05-94.12	GWN-49A	21010-50A28
	N14	1300	GA13DS		90.08-94.12	GWN-42A	21010-53Y01
	N14	1300	GA13DS	GAS	90.08-94.12	GWN-42A	21010-0M302
	N10,N11	1400	A14		78.05-81.02	GWN-02A	21010-M6626
	HN12	1500	E15E	EGI	82.05-86.10	GWN-24A	21010-50A27
	HN12	1500	E15S	GAS	82.05-86.10	GWN-24A	21010-50A27
	N12	1500	E15S/E/T		82.05-87.05	GWN-24A	21010-50A25
	HN12	1500	E15ET	TBO	83.05-86.10	GWN-24A	21010-50A27
	HN13	1500	E15E	EGI	86.05-88.04	GWN-24A	21010-50A27
	HN13	1500	E15E	EGI	86.05-88.04	GWN-49A	21010-50AY8
	HN13,HNN13	1500	E15S	GAS	86.05-88.04	GWN-24A	21010-50A27
	HN13,HNN13	1500	E15S	GAS	86.05-88.04	GWN-49A	21010-50AY8
	N13	1500	E15S/E		86.05-89.03	GWN-24A	21010-01M25
	N13	1500	E15S/E		86.05-89.03	GWN-49A	21010-50A28
	HNN13	1500	E15E	EGI	87.01-88.04	GWN-24A	21010-50A27
	HNN13	1500	E15E	EGI	87.01-88.04	GWN-49A	21010-50AY8
	FN13,FNN13	1500	GA15E	EGI	88.04-90.08	GWN-39A	21010-77AY0
	FN13,FNN13	1500	GA15S	GAS	88.04-90.08	GWN-39A	21010-77AY0
	N13	1500	GA15S/E		88.04-94.12	GWN-39A	21010-77A00
	N14	1500	GA15DS		90.08-94.12	GWN-42A	21010-53Y01
	FN14,FNN14	1500	GA15DS	GAS	90.08-94.12	GWN-42A	21010-0M302

NISSAN

CAR NAME	MODEL	C.C.	ENGINE	N.B	YEAR	GMB NO.	OEM NO.
PULSAR	FN15,FNN15	1500	GA15DE	EGI	95.01-00.08	GWN-42A	21010-0M302
	N13	1600	CA16D		86.05-86.10	GWN-31A	21010-W4426
	EN13	1600	CA16DE	EGI	86.05-88.04	GWN-31A	21010-50VY5
	EN13	1600	CA16DE	EGI	86.05-90.08	GWN-35A	21010-06E25
	N13	1600	CA16D		86.10-94.12	GWN-35A	21010-06E26
	EN13	1600	CA16DE	EGI	88.04-90.08		21010-06EY6
	N14	1600	GA16DE		90.08-94.12	GWN-42A	21010-53Y01
	EN14	1600	GA16DE	EGI	90.08-94.12	GWN-42A	21010-0M302
	EN15	1600	GA16DE	EGI	95.01-00.08	GWN-42A	21010-0M302
	JN15	1600	SR16VE	EGI	97.09-00.08	GWN-48A	21010-1N526
	SN12	1700	CD17	DIE	83.05-86.05	GWN-26A	21010-16AY5
	SN13	1700	CD17	DIE	86.05-88.04		21010-54AY5
	SN13	1700	CD17	DIE	86.05-90.08		21010-54AY6
	SN14	1700	CD17	DIE	90.08-94.12		21010-54AY6
	SN14	1700	CD17	DIE	92.08-94.12	GWN-67A	21010-59Y25
	N14	1800	SR18DE		90.08-94.12	GWN-48A	21010-53J00
	HN14	1800	SR18DE	EGI	90.08-94.12	GWN-48A	21010-53J05
	HN15	1800	SR18DE	EGI	95.01-00.08	GWN-48A	21010-53J05
	HNN15	1800	SR18DE	EGI	96.05-00.08	GWN-48A	21010-53J05
	N14	2000	SR20DET		90.08-94.12		21010-54C00
	RNN14	2000	SR20DT	TBO	90.08-94.12		21010-54CY0
	SN15,SNN15	2000	CD20	DIE	95.01-00.08	GWN-52A	21010-57J28
	PULSAR EXA	N10,N11	1200	A12		78.05-81.02	GWN-02A
N10		1300	E13		81.03-82.04	GWN-24A	21010-01M25
N12		1300	E13S		82.05-87.05	GWN-24A	21010-01M25
N13		1300	E13S		86.05-89.03	GWN-24A	21010-01M25
N13		1300	E13S		86.05-94.12	GWN-49A	21010-50A28
N14		1300	GA13DS		90.08-94.12	GWN-42A	21010-53Y01
N10,N11		1400	A14		78.05-81.02	GWN-02A	21010-M6626
N12		1500	E15S/E/T		82.05-87.05	GWN-24A	21010-50A25
N13		1500	E15S/E		86.05-89.03	GWN-24A	21010-01M25
N13		1500	E15S/E		86.05-89.03	GWN-49A	21010-50A28
N13		1500	GA15S/E		88.04-94.12	GWN-39A	21010-77A00
N14		1500	GA15DS		90.08-94.12	GWN-42A	21010-53Y01
N13		1600	CA16D		86.05-86.10	GWN-31A	21010-W4426
KEN13		1600	CA16DE	EGI	86.10-90.10		21010-06EY6
KEN13		1600	CA16DE	EGI	86.10-90.10	GWN-35A	21010-06E25
N13		1600	CA16D		86.10-94.12	GWN-35A	21010-06E26
N14		1600	GA16DE		90.08-94.12	GWN-42A	21010-53Y01
N14		1800	SR18DE		90.08-94.12	GWN-48A	21010-53J00
N14		2000	SR20DET		90.08-94.12		21010-54C00
RASHEEN		RFNB14	1500	GA15DE	EGI	94.12-00.08	GWN-42A
	RHNB14	1800	SR18DE	EGI	97.01-00.08	GWN-48A	21010-53J05
	RKNB14	2000	SR20DE	EGI	98.04-00.08	GWN-48A	21010-53J05
R'NESSA	N30	2000	SR20DE	EGI	97.10-01.07	GWN-48A	21010-53J05
	NN30	2000	SR20DT	TBO	97.10-01.07	GWN-48A	21010-53J05
	PNN30	2400	KA24DE	EGI	97.10-01.07	GWN-50A	21010-1E403
ROOX	ML21S	660	K6A	EPI	09.12-13.02		21010-4A00L
	ML21S	660	K6A	EPI	09.12-13.02		21010-4A00R
	ML21S	660	K6A	EPI	09.12-13.02		21010-4A01G
	ML21S	660	K6A	TBO	09.12-13.02		21010-4A00N
	ML21S	660	K6A	TBO	09.12-13.02		21010-4A01B

NISSAN

CAR NAME	MODEL	C.C.	ENGINE	N.B	YEAR	GMB NO.	OEM NO.
ROOX	ML21S	660	K6A	TBO	09.12-13.02		21010-4A01H
SAFARI	WYY60	2800	RD28T	DTB	94.10-97.10	GWN-68A	B1010-81T26
	WYY61	2800	RD28TI	DTB	97.10-99.09		B1010-VB126
	WTY61	3000	ZD30DI	DTB	99.09-02.11		B1010-2W20A
	VR160,VRG160	3300	SD33	DIE	80.06-83.08	GWN-53A	21010-615Y5
	VR161,VRG161	3300	SD33	DIE	83.08-87.10	GWN-53A	21010-615Y5
	VR161,VRG161	3300	SD33T	DTB	83.08-87.10	GWN-53A	21010-615Y5
	BRG161	3300	SD33T	DTB	85.10-87.10	GWN-53A	21010-615Y5
	FG160	4000	PF40	GAS	80.06-82.08	GWN-21A	21010-C6526
	FG161	4000	PF40	GAS	82.08-87.10	GWN-21A	21010-C6526
	VRY60	4200	TD42	DIE	87.10-93.08	GWN-60A	21010-06J29
	FGY60	4200	TB42S	GAS	87.10-97.10	GWN-45A	21010-03J25
	VRGY60	4200	TD42	DIE	87.10-97.10	GWN-60A	21010-06J29
	WRGY60,WRY60	4200	TD42	DIE	91.02-93.08	GWN-60A	21010-06J29
	WGY60	4200	TB42E	EGI	91.10-97.10	GWN-45A	21010-03J25
	WRGY60,WRY60	4200	TD42T	DTB	93.08-97.10	GWN-60A	21010-06J29
	WRGY61	4200	TD42T	DTB	97.10-99.09	GWN-60A	21010-06J29
	VRGY61	4200	TD42T	DIE	99.09-02.11	GWN-60A	21010-06J29
	WGY61	4500	TB45E	EGI	97.10-02.11		21010-VB025
	WFGY61	4800	TB48DE	EGI	02.11-07.06		B1010-VC225
SAFARI/PATROL	60,G60	4000	P		62.01-80.06	GWN-08A	21010-58025
	0	4000	PF40		80.06-94.12	GWN-21A	21010-C6525
	Y60	4200	TB42S		87.10-94.12	GWN-45A	21010-03J25
	Y60	4200	TB42E		91.10-94.12	GWN-45A	21010-03J25
SANTANA	EM30	1600	CY	DTB	84.02-87.01		21010-85V06
	EM30	1600	CY	DTB	84.02-87.01	GWN-27A*	21010-V4071
	M30	1800	JN	GAS	84.02-87.01		21010-85V06
	M30	1800	JN	GAS	84.02-89.10	GWN-27A*	21010-V4071
	PM30	2000	J	GAS	84.02-87.01		21010-V4311
	PM30	2000	J	GAS	84.02-89.10		21010-V4370
	PM30	2000	JD	TWC	87.01-89.10		21010-V4370
	PM30	2000	JD	TWC	87.01-89.10		B1010-Y9010
	PM30	2000	J	GAS	88.01-88.02		B1010-Y9010
SANTANA/PASSAT	M30	1600	CY		84.02-87.01	GWN-27A*	21010-V4962
	M30	1800	J		84.02-89.10	GWN-27A*	21010-V4962
	M30	2000	J		84.02-84.05		21010-V4300
	M30	2000	J		84.05-84.12		21010-V4301
	M30	2000	J		84.12-89.10		21010-V4370
	M30	2000	J		87.01-89.10		21010-Y9010
	GT	2000	9A		90.05-91.11	GWN-27A	21011-V4962
SCARGO	G20A	1500	E15A		89.01-90.03	GWN-24A	21010-50A26
	G20A	1500	E15A		90.03-90.11	GWN-49A	21010-50A28
S-CARGO	G20	1500	E15S	GAS	89.01-90.11	GWN-24A	21010-50A27
	G20	1500	E15S	GAS	89.01-90.11	GWN-49A	21010-50AY8
SERENA	VAJC23	1600	GA16DS	GAS	91.06-94.05	GWN-42A	21010-0M302
	KAJC23	1600	GA16DE	EGI	91.06-97.01	GWN-42A	21010-0M302
	VAJC23	1600	GA16DE	EGI	94.05-99.06	GWN-42A	21010-0M302
	TC24,TNC24	2000	QR20DE	EGI	01.12-05.05	GWN-86A	21010-6N226
	C25,NC25	2000	MR20DE	EGI	05.05-10.11	GWN-90A	B1010-1GZ0A
	CC25,CNC25	2000	MR20DE	EGI	06.06-10.11	GWN-90A	B1010-1GZ0A
	C26,NC26	2000	MR20DD	EGI	10.11-		B1010-1KC0A
	FNC26,NC26	2000	MR20DD	EGI	10.11-		B1010-1VA0A

NISSAN

CAR NAME	MODEL	C.C.	ENGINE	N.B	YEAR	GMB NO.	OEM NO.
SERENA	FC26	2000	MR20DD	EGI	10.11-12.08		B1010-1KC0A
	C26,FC26	2000	MR20DD	EGI	10.11-12.08		B1010-1VA0A
	HC26,HFC26	2000	MR20DD	EGI	12.08-		B1010-1VA0A
	C26,NC26	2000	MR20DD	EGI	12.08-		B1010-1KC0B
	FNC26,HC26,HFC26	2000	MR20DD	EGI	12.08-		B1010-1VA0B
	NC26	2000	MR20DD	EGI	12.08-		B1010-1VA0B
	FNPC26,FPC26	2000	MR20DD	EGI	15.11-		B1010-1KC0B
	KVJC23	2000	CD20	DIE	91.06-93.08	GWN-52A	21010-57J01
	KBC23,KBCC23	2000	SR20DE	EGI	91.06-95.08	GWN-48A	21010-53J05
	KVC23,KVNC23	2000	CD20T	DTB	91.06-97.01	GWN-52A	21010-57J01
	KBNC23	2000	SR20DE	EGI	91.06-98.01	GWN-48A	21010-53J05
	KBC23,KBCC23,KBNC23	2000	SR20DE	EGI	91.06-99.06	GWN-79A	B1010-52F01
	VVJC23	2000	CD20	DIE	91.06-99.06	GWN-52A	21010-57J28
	KVC23,KVNC23	2000	CD20ET	DTB	97.01-99.06	GWN-52A	21010-57J28
	PC24,PNC24	2000	SR20DE	EGI	99.06-01.12	GWN-48A	21010-53J05
	RC24	2500	QR25DE	EGI	01.12-05.05	GWN-86A	21010-6N226
	VC24,VNC24	2500	YD25DT	DI	99.06-01.12	GWN-76A	B1010-AD226
SILVIA	JS12	1800	CA18E	EGI	83.08-86.02	GWN-31A	21010-50VY5
	JS12	1800	CA18S	GAS	83.08-88.04	GWN-31A	21010-50VY5
	S12	1800	CA18ET	TBO	83.08-88.04	GWN-31A	21010-50VY5
	S12	1800	CA18DT	TBO	86.02-88.04	GWN-31A	21010-50VY5
	KS13,S13	1800	CA18DE	EGI	88.05-91.01	GWN-31A	21010-50VY5
	KS13,S13	1800	CA18DT	TBO	88.05-91.01	GWN-31A	21010-50VY5
	US12	2000	FJ20E	EGI	83.08-86.02		BA010-R2027
	US12	2000	FJ20ET	TBO	83.08-86.02		BA010-R2027
	KPS13,PS13	2000	SR20DE	EGI	91.01-93.10	GWN-79A	B1010-52F01
	KPS13,PS13	2000	SR20DT	TBO	91.01-93.10	GWN-79A	B1010-52F01
	PS13	2000	SR20D	EGI	92.12-93.10	GWN-79A	B1010-52F01
	CS14,S14	2000	SR20DE	EGI	93.10-99.01	GWN-75A	21010-65F27
	CS14,S14	2000	SR20DT	TBO	93.10-99.01	GWN-75A	21010-65F27
	S15	2000	SR20DE	EGI	99.01-02.08	GWN-75A	21010-65F27
	S15	2000	SR20DT	TBO	99.01-02.08	GWN-75A	21010-65F27
	SILVIA/GAZELLE/180SX	S10,S11	1800	L18		75.10-79.10	GWN-03A
S10,S11		1800	L18		75.10-79.10	GWN-12AF	21010-23028
S110		1800	Z18		79.03-80.04	GWN-03A	21010-21028
S110		1800	Z18		79.03-83.08	GWN-23AF	21010-N5829
S12		1800	CA18S/E		83.08-94.12	GWN-31A	21010-W4426
S13		1800	CA18D(DT)		88.05-91.01	GWN-31A	21010-V5529
S110		2000	Z20E		79.03-80.04	GWN-03A	21010-21028
S110		2000	Z20E		79.03-80.04	GWN-23AF	21010-N5829
S110		2000	FJ20		82.04-86.02		21010-R2027
S110		2000	FJ20E/T		82.04-86.02		21010-R2027
S12		2000	FJ20(E,T)		82.04-86.02		21010-R2027
S13		2000	SR20D/DT/DET		91.01-94.12	GWN-79A	21010-52F00
S14		2000	SR20DE/DET		93.10-94.12	GWN-75A	21010-65F25
SIMA		HF50	3000	VQ30DT	TBO	01.01-07.10	GWN-51A
	FPAY31,FPY31	3000	VG30DE	EGI	88.01-91.08		B1010-22P27
	FPAY31,FPY31	3000	VG30DT	TBO	88.01-91.08	GWN-69A	21010-F65Y8
	FPY32	3000	VG30DT	TBO	93.09-96.06	GWN-95A	B1010-0P529
	FHY33	3000	VQ30DT	TBO	96.06-01.01	GWN-51A	21010-31U28
	HGY51	3500	VQ35HR	EGI	12.05-	GWN-93A	B1010-JK20A
	FGDY32,FGY32	4100	VH41DE	EGI	91.08-96.06		B1010-1P128

NISSAN

CAR NAME	MODEL	C.C.	ENGINE	N.B	YEAR	GMB NO.	OEM NO.
SIMA	FGNY32	4100	VH41DE	EGI	92.09-97.09		B1010-1P128
	FGDY33,FGY33	4100	VH41DE	EGI	96.06-01.01		B1010-1P128
	FGNY33	4100	VH41DE	EGI	97.09-01.01		B1010-1P128
	GF50	4500	VK45DD	DI	01.01-03.08		21010-AR025
	GNF50	4500	VK45DD	DI	01.01-03.11		21010-AR025
	GF50	4500	VK45DE	EGI	03.08-10.08		21010-AR025
	GNF50	4500	VK45DE	EGI	03.11-10.08		21010-AR025
SKY LINE	110	1600	G16		72.01-75.09		21010-S0126
	1.10111E+11	1600	L16		75.10-81.07	GWN-03A	21010-21028
	110,111,210,211,A/C	1600	L16		75.10-81.07	GWN-12AF	21010-23028
	211	1600	Z16		78.08-79.07	GWN-03A	21010-21028
	211,A/C	1600	Z16		78.08-79.07	GWN-12AF	21010-23028
	110	1800	G18		72.01-75.09		21010-S0126
	1.10111E+11	1800	L18		75.10-79.07	GWN-03A	21010-21028
	110,111,210,211,A/C	1800	L18		75.10-79.07	GWN-12AF	21010-23028
	211	1800	Z18		79.08-80.06	GWN-12AF	21010-23028
	PJR30	1800	Z18S	GAS	81.08-82.10	GWN-23AF	B1010-80W27
	Z18S	1800	R30		81.08-89.10	GWN-23AF	21010-N5829
	VPJR30	1800	Z18S	GAS	81.08-89.11	GWN-23AF	B1010-80W27
	CA18#	1800	R30		82.10-85.08	GWN-31A	21010-W4426
	FJR30	1800	CA18E	EGI	82.10-85.08	GWN-31A	21010-50VY5
	FJR30	1800	CA18S	GAS	82.10-85.08	GWN-31A	21010-50VY5
	FJR31	1800	CA18S	GAS	85.08-89.04	GWN-31A	21010-50VY5
	CA18S	1800	R31		85.08-90.03	GWN-31A	21010-V5525
	WFJR31	1800	CA18S	GAS	86.01-90.04	GWN-31A	21010-50VY5
	FR32	1800	CA18I	EI	89.05-93.08	GWN-31A	21010-50VY5
	CA181	1800	R32		89.05-94.12	GWN-31A	21010-V5586
	ZV37	2000	274930	TBO	14.06-14.11		21010-HG00C
	YV37	2000	274A	TBO	14.11-		21010-HG00C
	L20	2000	110		69.01-79.07	GWN-05A	21010-E3028
	L20	2000	111		69.01-79.07	GWN-05A	21010-E3028
	L20	2000	210		69.01-79.07	GWN-05A	21010-E3028
	L20	2000	211		69.01-81.07	GWN-05A	21010-W3626
	211	2000	Z20		80.05-81.07	GWN-23AF	21010-N5829
	R30	2000	Z20E		81.08-82.10	GWN-23AF	21010-N5829
	UJR30	2000	Z20E	EGI	81.08-82.10	GWN-23AF	B1010-80W27
	R30	2000	L20#		81.08-85.08	GWN-05A	21010-P7526
	HR30,YHR30	2000	L20E	EGI	81.08-85.08	GWN-05A	21010-W3688
	HR30,YHR30	2000	L20ET	TBO	81.08-85.08	GWN-05A	21010-W3688
	DR30	2000	FJ20E	EGI	81.10-85.08		BA010-R2029
	R30	2000	FJ20#		81.10-85.08		21010-R2025
	VSJR30	2000	LD20	DIE	81.10-89.11		BA010-G3626
	VSJR30	2000	LD20	DIE	82.10-89.11		BA010-02C25
	DR30	2000	FJ20ET	TBO	83.02-85.08		BA010-R2029
	R31	2000	RB20D(T)		85.08-89.03	GWN-32A	21010-58S25
	HR31	2000	RB20DE	EGI	85.08-89.04	GWN-32A	21010-58S25
	HR31	2000	RB20DT	TBO	85.08-89.04	GWN-32A	21010-58S25
	HR31	2000	RB20E	EGI	85.08-89.04	GWN-70A	21010-70TY5
	HR31	2000	RB20ET	TBO	85.08-89.04	GWN-70A	21010-70TY5
	YHR31	2000	RB20DE	EGI	85.08-89.11	GWN-32A	21010-58S25
	YHR31	2000	RB20E	EGI	85.08-89.11	GWN-70A	21010-70TY5
	R31	2000	RB20E/T		85.08-90.03	GWN-32A	21010-42L26

NISSAN

CAR NAME	MODEL	C.C.	ENGINE	N.B	YEAR	GMB NO.	OEM NO.
SKY LINE	WHJR31	2000	RB20ET	TBO	86.01-89.11	GWN-70A	21010-70TY5
	YHR32	2000	RB20E	EGI	89.05-91.08	GWN-70A	21010-70TY5
	R32	2000	RB20DE(T)		89.05-93.05	GWN-32A	21010-42L25
	R32	2000	RB20E		89.05-93.05	GWN-32A	21010-42L25
	HCR32,HNR32	2000	RB20DT	TBO	89.05-93.08	GWN-70A	21010-70TY5
	HCR32,HR32	2000	RB20DE	EGI	89.05-93.08	GWN-70A	21010-70TY5
	HR32	2000	RB20E	EGI	89.05-93.08	GWN-70A	21010-70TY5
	R32	2000	RB20DE(T)		93.05-94.12	GWN-70A	21010-70T25
	R32	2000	RB20E		93.05-94.12	GWN-70A	21010-70T25
	R33	2000	RB20E		93.08-94.12	GWN-70A	21010-70T25
	HR33	2000	RB20E	EGI	93.08-99.01	GWN-70A	21010-70TY5
	HR34	2000	RB20DE	EGI	98.05-01.06	GWN-74A	21010-5L328
	V35	2500	VQ25DD	DI	01.06-06.11		B1010-AL50B
	NV35	2500	VQ25DD	DI	01.09-06.11		B1010-AL50B
	NV36,V36	2500	VQ25HR	EGI	06.11-14.03	GWN-93A	B1010-JK00A
	NV36,V36	2500	VQ25HR	EGI	10.01-14.03		B1010-JK00C
	R32	2500	RB20DE		91.08-93.05	GWN-32A	21010-42L25
	ECR32,ER32	2500	RB25DE	EGI	91.08-93.08	GWN-70A	21010-70TY5
	R32	2500	RB20DE		93.05-94.12	GWN-70A	21010-70T25
	R33	2500	RB20DE		93.08-94.12	GWN-70A	21010-70T25
	R33	2500	RB20DET		93.08-94.12		21010-21U25
	ECR33	2500	RB25DE	EGI	93.08-96.01		21010-75T26
	ECR33	2500	RB25DT	TBO	93.08-98.05		21010-21U26
	ER33	2500	RB25DE	EGI	93.08-98.05		21010-75T26
	ENR33	2500	RB25DE	EGI	93.11-98.05		21010-75T26
	ER33	2500	RB25DT	TBO	94.06-96.01		21010-21U26
	ENR34,ER34	2500	RB25DE	EGI	98.05-01.06	GWN-74A	21010-5L328
	ER34	2500	RB25DT	TBO	98.05-01.06	GWN-77A	21010-AA527
	R32	2600	RB26D(E)TT		89.08-94.12	GWN-32A	21010-58S25
	ER30	2800	LD28	DIE	81.08-85.08	GWN-05A	21010-17SY7
	SR31	2800	RD28	DIE	85.08-89.04	GWN-68A	B1010-81T26
	HV35	3000	VQ30DD	DI	01.06-04.11		B1010-AL50B
	PV35	3500	VQ35DE	EGI	02.01-06.11		B1010-AL50B
	CPV35	3500	VQ35DE	EGI	03.01-07.07		B1010-AL50B
	PV36	3500	VQ35HR	EGI	06.11-08.12	GWN-93A	B1010-JK20A
	HNV37,HV37	3500	VQ35HR	EGI	13.11-	GWN-93A	B1010-JK20A
	CKV36	3700	VQ37HR	EGI	07.10-	GWN-93A	B1010-JK20A
	KV36	3700	VQ37HR	EGI	08.12-14.03	GWN-93A	B1010-JK20A
	CKV36	3700	VQ37VH	EGI	12.02-12.05	GWN-93A	B1010-JK20A
	SKY LINE CROSSOVER	J50,NJ50	3700	VQ37VH	EGI	09.07-	GWN-93A
SKY LINE GT-R	BNR32	2600	RB26DT	TBO	89.08-94.11	GWN-32A	21010-58S25
	BCNR33	2600	RB26DT	TBO	95.01-99.01		21010-21U26
	BCNR33	2600	RB26DT	TBO	95.01-99.01	GWN-32A	21010-24U27
	BNR34	2600	RB26DT	TBO	99.01-02.08		21010-21U26
	BNR34	2600	RB26DT	TBO	99.01-02.08	GWN-32A	21010-24U27
STAGEA	WHC34	2000	RB20E	EGI	96.09-97.08		21010-75T26
	WHC34	2000	RB20DE	EGI	97.08-01.10	GWN-74A	21010-5L328
	NM35	2500	VQ25DT	TBO	01.10-04.08		B1010-AL50B
	M35,NM35	2500	VQ25DD	DI	01.10-07.07		B1010-AL50B
	WGC34,WGNC34	2500	RB25DE	EGI	96.09-97.08		21010-75T26
	WGNC34	2500	RB25DT	TBO	96.09-98.08		21010-21U26
WGC34,WGNC34	2500	RB25DE	EGI	97.08-01.10	GWN-74A	21010-5L328	

NISSAN

CAR NAME	MODEL	C.C.	ENGINE	N.B	YEAR	GMB NO.	OEM NO.
STAGEA	WGC34	2500	RB25DT	TBO	98.08-01.04	GWN-77A	21010-AA527
	WGNC34	2500	RB25DT	TBO	98.08-01.10	GWN-77A	21010-AA527
	HM35	3000	VQ30DD	DI	01.10-04.08		B1010-AL50B
	PM35,PNM35	3500	VQ35DE	EGI	04.08-07.07		B1010-AL50B
STANZA	T11	1600	CA16S	GAS	81.06-86.06	GWN-20A	21010-D01Y6
	T12	1600	CA16S	GAS	86.06-88.01	GWN-20A	21010-D01Y6
	T12	1600	CA16S	GAS	86.06-89.12	GWN-35A	21010-06E25
	T12	1600	CA16S	GAS	88.01-89.12		21010-06EY6
	PT11	1800	CA18E	EGI	81.06-86.06	GWN-20A	21010-D01Y6
	PT11	1800	CA18S	GAS	81.06-86.06	GWN-20A	21010-D01Y6
	PT12	1800	CA18DT	TBO	86.06-88.01	GWN-31A	21010-50VY5
	PT12	1800	CA18ET	TBO	86.06-88.01	GWN-20A	21010-D01Y6
	PT12	1800	CA18ET	TBO	86.06-88.01	GWN-35A	21010-06E25
	PT12	1800	CA18I	EI	86.06-88.01	GWN-20A	21010-D01Y6
	PT12	1800	CA18DT	TBO	86.06-89.12	GWN-35A	21010-06E25
	PT12	1800	CA18I	EI	86.06-89.12	GWN-35A	21010-06E25
	PT12	1800	CA18DE	EGI	88.01-89.12		21010-06EY6
	PT12	1800	CA18DE	EGI	88.01-89.12	GWN-35A	21010-06E25
	PT12	1800	CA18DT	TBO	88.01-89.12		21010-06EY6
	PT12	1800	CA18I	EI	88.01-89.12		21010-06EY6
SUNNY	B11,WB11	1300	E13S	GAS	81.10-85.09	GWN-24A	21010-50A27
	B12	1300	E13S	GAS	85.09-90.10	GWN-24A	21010-50A27
	B12	1300	E13S	GAS	85.09-90.10	GWN-49A	21010-50AY8
	B13	1300	GA13DS	GAS	90.01-93.12	GWN-42A	21010-0M302
	B14	1300	GA13DE	EGI	94.01-98.10	GWN-42A	21010-0M302
	B15	1300	QG13DE	EGI	98.10-04.10	GWN-73A	21010-4M526
	WHB11	1500	E15E	EGI	81.10-83.10	GWN-24A	21010-50A27
	HB11	1500	E15E	EGI	81.10-85.09	GWN-24A	21010-50A27
	HB11,WHB11	1500	E15S	GAS	81.10-85.09	GWN-24A	21010-50A27
	HB11	1500	E15ET	TBO	82.09-85.09	GWN-24A	21010-50A27
	HB12	1500	E15E	EGI	85.09-87.09	GWN-24A	21010-50A27
	HB12	1500	E15E	EGI	85.09-87.09	GWN-49A	21010-50AY8
	HB12	1500	E15ET	TBO	85.09-87.09	GWN-24A	21010-50A27
	HB12	1500	E15ET	TBO	85.09-87.09	GWN-49A	21010-50AY8
	HB12,HNB12,WHB12	1500	E15S	GAS	85.09-87.09	GWN-24A	21010-50A27
	HB12,HNB12,WHB12	1500	E15S	GAS	85.09-87.09	GWN-49A	21010-50AY8
	WHNB12	1500	E15S	GAS	86.09-87.09	GWN-24A	21010-50A27
	WHNB12	1500	E15S	GAS	86.09-87.09	GWN-49A	21010-50AY8
	FB12,FNB12	1500	GA15E	EGI	87.09-90.01	GWN-39A	21010-77AY0
	FB12,FNB12	1500	GA15S	GAS	87.09-90.01	GWN-39A	21010-77AY0
	WFNB12	1500	GA15E	EGI	87.09-90.10	GWN-39A	21010-77AY0
	WFB12,WFNB12	1500	GA15S	GAS	87.09-90.10	GWN-39A	21010-77AY0
	FB13,FNB13	1500	GA15DS	GAS	90.01-93.12	GWN-42A	21010-0M302
	FB14,FNB14	1500	GA15DE	EGI	94.01-98.10	GWN-42A	21010-0M302
	FB15,FNB15	1500	QG15DE	EGI	98.10-04.10	GWN-73A	21010-4M526
	EB12	1600	CA16DE	EGI	86.08-87.09	GWN-31A	21010-50VY5
	EB12	1600	CA16DE	EGI	86.08-90.01	GWN-35A	21010-06E25
	EB13	1600	GA16DE	EGI	90.01-93.12	GWN-42A	21010-0M302
	EB14	1600	GA16DE	EGI	94.01-98.10	GWN-42A	21010-0M302
	JB15	1600	SR16VE	EGI	98.10-00.09	GWN-48A	21010-1N526
	SB11,WSB11	1700	CD17	DIE	82.10-85.09	GWN-26A	21010-16AY5
	SB12,WSB12	1700	CD17	DIE	85.09-87.09		21010-54AY5

NISSAN

CAR NAME	MODEL	C.C.	ENGINE	N.B	YEAR	GMB NO.	OEM NO.
SUNNY	SB12	1700	CD17	DIE	85.09-90.01		21010-54AY6
	WSB12	1700	CD17	DIE	85.09-90.10		21010-54AY6
	SB13,SNB13	1700	CD17	DIE	90.01-93.12		21010-54AY6
	SB13,SNB13	1700	CD17	DIE	92.01-93.12	GWN-67A	21010-59Y25
	HB13,HNB13	1800	SR18DE	EGI	90.01-93.12	GWN-48A	21010-53J05
	HB14	1800	SR18DE	EGI	94.01-97.05	GWN-48A	21010-53J05
	QB15	1800	QG18DD	DI	98.10-02.05	GWN-73A	21010-4M526
	SB14,SNB14	2000	CD20	DIE	94.01-99.09	GWN-52A	21010-57J01
	SB15	2200	YD22DD	EDI	99.09-02.05	GWN-76A	B1010-AD226
SUNNY CAB/CHERRY CAB	C20	1000	A10		69.01-75.10	GWN-02A	21010-M6626
	C20,C21	1200	A12		75.10-78.10	GWN-02A	21010-M6626
SUNNY CALIFORNIA	WFNY10,WFY10	1500	GA15DS	GAS	90.10-95.06	GWN-42A	21010-0M302
	WFNY10,WFY10	1500	GA15DE	EGI	95.06-96.05	GWN-42A	21010-0M302
SUNNY NX COUPE	FB13	1500	GA15DS	GAS	90.01-93.12	GWN-42A	21010-0M302
	EB13	1600	GA16DE	EGI	90.01-93.12	GWN-42A	21010-0M302
	HB13	1800	SR18DE	EGI	90.01-93.12	GWN-48A	21010-53J05
SUNNY TRUCK	B120,GB120	1200	A12S	GAS	75.10-79.07		21010-H72Y7
	B120,GB120	1200	A12S	GAS	75.10-79.07	GWN-02A	21010-M66Y6
	120121122	1200	A12S		75.10-94.12	GWN-02A	21010-H5025
	120,121,122,A/C	1200	A12S		75.10-94.12	GWN-11A	21010-H7227
	B121,GB121	1200	A12S	GAS	79.08-81.09		21010-H72Y7
	B121,GB121	1200	A12S	GAS	79.08-81.09	GWN-02A	21010-M66Y6
	B122,GB122	1200	A12S	GAS	81.10-94.03		21010-H72Y7
	B122,GB122	1200	A12S	GAS	81.10-94.03	GWN-02A	21010-M66Y6
SUNNY VAN/AD VAN	B11	1300	E13S		82.10-89.03	GWN-24A	21010-50A26
	B11	1300	E13S		89.03-90.08	GWN-49A	21010-50A28
	Y10	1300	GA13DS		90.10-94.12	GWN-42A	21010-OM300
	B11	1500	E15S		82.10-89.03	GWN-24A	21010-50A26
	B11	1500	E15S		89.03-90.08	GWN-49A	21010-50A28
	Y10	1500	GA15DS		90.10-94.12	GWN-42A	21010-OM300
	W10	1600	GA16DS		90.05-94.12	GWN-42A	21010-53Y01
	W10	1800	SR18DI		90.05-93.01	GWN-48A	21010-53J00
	W10	1800	SR18DE		93.01-94.12	GWN-48A	21010-53J00
	W10	2000	SR20D		90.05-94.12	GWN-48A	21010-53J00
SUNNY/LAUREL SPIRIT	B210,B310	1200	A12S		75.12-80.10	GWN-02A	21010-M6626
	A/C,B210,B310	1200	A12S		75.12-80.10	GWN-11A	21010-H7227
	B310	1300	A13S		80.11-81.09	GWN-02A	21010-M6626
	A/C,B310	1300	A13S		80.11-81.09	GWN-11A	21010-H7227
	B11	1300	E13S		81.10-86.08	GWN-24A	21010-50A26
	B12	1300	E13S		85.09-89.03	GWN-24A	21010-01M25
	B12	1300	E13S		85.09-90.08	GWN-49A	21010-50A28
	B13	1300	GA-BDS		90.01-93.12	GWN-42A	21010-53Y01
	B14	1300	GA13DE		94.01-94.12	GWN-42A	21010-0M300
	B210,B310	1400	A14#		75.12-80.10	GWN-02A	21010-M6626
	A/C,B210,B310	1400	A14#		75.12-80.10	GWN-11A	21010-H7227
	B310	1500	A15S/E		80.11-81.09	GWN-11A	21010-H7227
	B11	1500	E15#		81.10-86.11	GWN-24A	21010-50A26
	B12	1500	E15#		85.09-79.09	GWN-49A	21010-50A28
	B12	1500	E15#		85.09-87.09	GWN-24A	21010-01M25
	B12	1500	GA15E/S		87.09-90.08	GWN-39A	21010-77A00
	B13	1500	GA15DS		90.01-93.12	GWN-42A	21010-53Y01
	B14	1500	GA15DE		94.01-94.12	GWN-42A	21010-OM300

NISSAN

CAR NAME	MODEL	C.C.	ENGINE	N.B	YEAR	GMB NO.	OEM NO.
SUNNY/LAUREL SPIRIT	B210	1600	L16S		75.12-77.10	GWN-03A	21010-21085
	A/C,B210	1600	L16S		75.12-77.10	GWN-12AF	21010-23028
	B12	1600	CA16D		86.08-86.10	GWN-31A	21010-W4426
	B12	1600	CA16D		86.10-90.08	GWN-35A	21010-06E25
	B13	1600	GA16DE		90.01-93.12	GWN-42A	21010-53Y01
	B14	1600	GA16DE		94.01-94.12	GWN-42A	21010-OM300
	B14	1800	SR18DE		94.01-94.12	GWN-48A	21010-53J00
SYLPHY	TB17	1800	MRA8DE	EGI	12.12-		B1010-1KC0A
TEANA	J31	2300	VQ23DE	EGI	03.02-08.06		B1010-AL50B
	J31	2300	VQ23DE	EGI	04.06-08.06	GWN-93A	B1010-JK00A
	TNJ31	2500	QR25DE	EGI	03.02-08.06	GWN-86A	21010-6N226
	J32	2500	VQ25DE	EGI	08.06-13.01	GWN-93A	B1010-JK00A
	TNJ32	2500	QR25DE	EGI	08.06-13.01	GWN-86A	21010-6N226
	J32	2500	VQ25DE	EGI	10.07-13.01		B1010-JK00C
	L33	2500	QR25DE	EGI	14.01-		21010-3TA1B
	PJ31	3500	VQ35DE	EGI	03.02-08.06		B1010-AL50B
	PJ31	3500	VQ35DE	EGI	04.06-08.06	GWN-93A	B1010-JK00A
	PJ32	3500	VQ35DE	EGI	08.06-13.01		B1010-JK00C
	PJ32	3500	VQ35DE	EGI	08.06-13.01	GWN-93A	B1010-JK00A
TERRANO	WBYD21	2700	TD27	DIE	86.08-89.10	GWN-46AF	B1010-2S50A
	VBYD21	2700	TD27	DIE	86.08-93.01	GWN-46AF	B1010-2S50A
	WBYD21	2700	TD27T	DTB	88.11-95.08		21010-86PY8
	WBYD21	2700	TD27T	DTB	88.11-95.08	GWN-65AF	B1010-80G0E
	LBYD21	2700	TD27T	DTB	93.01-95.08	GWN-65AF	B1010-80G0E
	LBYD21	2700	TD27T	DTB	93.10-95.08		21010-86PY8
	PR50	2700	TD27TI	DTB	95.09-99.02		B1010-0W80A
	WHYD21	3000	VG30	EI	87.08-89.10	GWN-41A	21010-12G28
	D21	3000	VG30		87.10-89.10	GWN-41A	21010-12G26
	D21	3000	VG30E		89.10-94.12	GWN-41A	21010-12G26
	WHYD21	3000	VG30E	EGI	89.10-95.08	GWN-41A	21010-12G28
	TR50	3000	ZD30DI	DI	99.02-02.08		B1010-2W20A
	RR50	3200	QD32TI	DTB	96.08-99.02		B1010-0W80A
	LR50	3300	VG33E	EGI	95.09-02.08	GWN-61A	B1010-0W00J
	LUR50	3300	VG33E	EGI	99.02-02.08	GWN-61A	B1010-0W00J
TERRANO REGLUS	JTR50	3000	ZD30DI	DI	99.02-02.08		B1010-2W20A
	JRR50	3200	QD32TI	DTB	96.08-99.02		B1010-0W80A
	JLR50	3300	VG33E	EGI	96.08-02.08	GWN-61A	B1010-0W00J
	JLUR50	3300	VG33E	EGI	99.02-01.10	GWN-61A	B1010-0W00J
TIIDA	C11,SC11	1500	HR15		04.09-	GWN-89A	21010-ED025
	NC11,SNC11	1500	HR15DE		04.09-	GWN-87A	21010-ED325
	NC11	1500	HR15DE	EGI	04.09-08.01	GWN-87A	21010-ED325
	C11	1500	HR15DE	EGI	04.09-10.08	GWN-89A	B1010-ED00A
	NC11	1500	HR15DE	EGI	06.12-12.06	GWN-88A	21010-EE025
	C11	1500	HR15DE	EGI	08.01-12.06	GWN-88A	21010-EE025
	JC11,SJC11	1800	MR18		05.01-	GWN-90A	21010-EN225
	JC11	1800	MR18DE	EGI	05.01-10.08	GWN-90A	B1010-1GZ0A
TIIDA LATIO	SNC11	1500	HR15DE	EGI	04.10-08.01	GWN-87A	21010-ED325
	SC11	1500	HR15DE	EGI	04.10-12.06	GWN-89A	B1010-ED00A
	SNC11	1500	HR15DE	EGI	06.12-12.06	GWN-88A	21010-EE025
	SC11	1500	HR15DE	EGI	08.01-12.06	GWN-88A	21010-EE025
	SJC11	1800	MR18DE	EGI	05.01-12.06	GWN-90A	B1010-1GZ0A
TINO	PV10	1800	QG18EM	EGI	00.04-02.10		21010-5U325

NISSAN

CAR NAME	MODEL	C.C.	ENGINE	N.B	YEAR	GMB NO.	OEM NO.
TINO	V10	1800	QG18DE	EGI	98.12-03.03	GWN-73A	21010-4M526
	HV10	2000	SR20DE	EGI	98.12-02.10	GWN-48A	21010-53J05
VANETTE	C120,VC120	1200	A12	GAS	78.10-79.06		21010-H72Y7
	C120,VC120	1200	A12	GAS	78.10-79.06	GWN-02A	21010-M66Y6
	C121,VC121	1200	A12	GAS	79.07-81.05		21010-H72Y7
	C121,VC121	1200	A12	GAS	79.07-81.05	GWN-02A	21010-M66Y6
	VC122	1200	A12	GAS	81.06-85.09		21010-H72Y7
	VC122	1200	A12	GAS	81.06-85.09	GWN-02A	21010-M66Y6
	C122	1200	A12	GAS	81.06-88.10		21010-H72Y7
	C122	1200	A12	GAS	81.06-88.10	GWN-02A	21010-M66Y6
	VJC22	1200	A12	GAS	85.09-94.03		21010-H72Y7
	VJC22	1200	A12	GAS	85.09-94.03	GWN-02A	21010-M66Y6
	JC22	1200	A12S	GAS	88.11-94.03		21010-H72Y7
	JC22	1200	A12S	GAS	88.11-94.03	GWN-02A	21010-M66Y6
	PC120,PGC120	1400	A14	GAS	78.10-79.06		21010-H72Y7
	PC120,PGC120	1400	A14	GAS	78.10-79.06	GWN-02A	21010-M66Y6
	KPC120	1400	A14	GAS	78.10-80.05		21010-H72Y7
	KPC120	1400	A14	GAS	78.10-80.05	GWN-02A	21010-M66Y6
	KPGC120	1400	A14	GAS	79.07-80.05		21010-H72Y7
	KPGC120	1400	A14	GAS	79.07-80.05	GWN-02A	21010-M66Y6
	PC121,PGC121	1400	A14	GAS	79.07-81.05		21010-H72Y7
	RPGC121,VPC121	1400	A14	GAS	79.07-81.05		21010-H72Y7
	VPGC121	1400	A14	GAS	79.07-81.05		21010-H72Y7
	PC121,PGC121,VPC121	1400	A14	GAS	79.07-81.05	GWN-02A	21010-M66Y6
	VPGC121	1400	A14	GAS	79.07-81.05	GWN-02A	21010-M66Y6
	KHC120,KHGC120	1500	A15	GAS	80.06-81.05	GWN-02A	21010-M66Y6
	KHGC120	1500	A15	GAS	80.06-85.09		21010-H72Y7
	KHC120	1500	A15	GAS	80.06-86.05		21010-H72Y7
	RHGC122	1500	A15	GAS	81.06-85.08		21010-H72Y7
	VHGC122	1500	A15	GAS	81.06-85.09		21010-H72Y7
	VHGC122	1500	A15	GAS	81.06-85.09	GWN-02A	21010-M66Y6
	VHC122	1500	A15	GAS	81.06-86.05		21010-H72Y7
	VHC122	1500	A15	GAS	81.06-86.05	GWN-02A	21010-M66Y6
	HC122,HGC122	1500	A15	GAS	81.06-88.10		21010-H72Y7
	HC122,HGC122	1500	A15	GAS	81.06-88.10	GWN-02A	21010-M66Y6
	KPC22,KPJC22	1500	A15	GAS	85.09-91.06		21010-H72Y7
	VPJC22	1500	A15	GAS	85.09-94.03		21010-H72Y7
	VPGJC22	1500	A15S	GAS	86.05-93.04		21010-H72Y7
	PGJC22,PJC22	1500	A15S	GAS	88.11-94.03		21010-H72Y7
	PGJC22,PJC22	1500	A15S	GAS	88.11-94.03	GWN-02A	21010-M66Y6
	SE58TN,SS58VN	1500	D5	GAS	94.04-95.08		21010-HC000
	SKP2LN,SKP2MN	1800	L8	EGI	10.08-	GWMZ-58A	21013-HA000
	SKP2TN,SKP2VN	1800	L8	EGI	10.08-	GWMZ-58A	21013-HA000
	KHGC22	1800	CA18ET	TBO	86.05-93.04	GWN-31A	21010-50VY5
	KHGNC22	1800	CA18ET	TBO	89.06-93.04	GWN-31A	21010-50VY5
	SE88MN,SS88MN	1800	F8	GAS	94.04-99.07	GWMZ-71A	21010-HC427
	SS88VN	1800	F8	GAS	95.08-96.10	GWMZ-71A	21010-HC427
	SE88TN	1800	F8	GAS	95.08-99.07	GWMZ-71A	21010-HC427
	SS88HN	1800	F8	GAS	96.10-99.07	GWMZ-71A	21010-HC427
	SK82LN,SK82MN	1800	F8E	EGI	99.06-10.08	GWMZ-71A	21010-HC427
	SK82TN,SK82VN	1800	F8E	EGI	99.06-10.08	GWMZ-71A	21010-HC427
	SKF2LN,SKF2MN	2000	RF	DTB	03.12-10.08		21010-HA100

NISSAN

CAR NAME	MODEL	C.C.	ENGINE	N.B	YEAR	GMB NO.	OEM NO.
VANETTE	SKF2TN,SKF2VN	2000	RF	DTB	03.12-10.08		21010-HA100
	SKF2LN,SKF2MN	2000	RF	DTB	03.12-10.08	GWMZ-70A	21011-HA101
	SKF2TN,SKF2VN	2000	RF	DTB	03.12-10.08	GWMZ-70A	21011-HA101
	REGC120	2000	LD20	DIE	81.06-85.08		21010-H72Y7
	EC120,EGC120,REGC120	2000	LD20	DIE	81.06-85.08		BA010-G3626
	KEGC120,VEC120	2000	LD20	DIE	81.06-85.09		BA010-G3626
	VEGC120	2000	LD20	DIE	81.06-85.09		BA010-G3626
	KEC120	2000	LD20	DIE	81.06-86.05		BA010-G3626
	KMC120	2000	Z20	GAS	81.06-86.05	GWN-23AF	B1010-80W27
	KEC120	2000	LD20T	DTB	82.09-86.05		BA010-R8427
	KEC120	2000	LD20T	DTB	82.09-86.05		BA010-R8487
	KEC120,VEC120	2000	LD20	DIE	82.09-86.05		BA010-02C25
	REGC120	2000	LD20	DIE	82.10-85.08		BA010-02C25
	KEGC120,VEGC120	2000	LD20	DIE	82.10-85.09		BA010-02C25
	EC120,EGC120	2000	LD20	DIE	82.10-88.10		BA010-02C25
	KMC22	2000	CA20	GAS	85.09-91.06	GWN-31A	21010-50VY5
	KUC22	2000	LD20	DIE	85.09-91.06	GWN-57A	21010-G81Y5
	KUC22,KUJC22	2000	LD20	DIE	85.09-91.06	GWN-56A	21010-G55Y6
	VUJC22	2000	LD20	DIE	85.09-94.03	GWN-56A	21010-G55Y6
	VUJC22	2000	LD20	DIE	85.09-94.03	GWN-57A	21010-G81Y5
	KMGC22	2000	CA20S	GAS	86.05-93.04	GWN-31A	21010-50VY5
	KUGC22	2000	LD20T	DTB	86.05-93.04	GWN-57A	21010-G81Y5
	VUGJC22	2000	LD20	DIE	86.05-93.04	GWN-56A	21010-G55Y6
	KMGNC22	2000	CA20S	GAS	86.11-93.04	GWN-31A	21010-50VY5
	KUGNC22	2000	LD20T	DTB	86.11-93.04	GWN-57A	21010-G81Y5
	VUGJNC22	2000	LD20	DIE	86.11-93.04	GWN-57A	21010-G81Y5
	KMJNC22	2000	CA20	GAS	88.09-91.06	GWN-31A	21010-50VY5
	KUC22,KUJNC22	2000	LD20T	DTB	88.09-91.06	GWN-57A	21010-G81Y5
	VUJNBC22	2000	LD20	DIE	88.09-91.06	GWN-57A	21010-G81Y5
	VUJNC22	2000	LD20	DIE	88.09-94.03	GWN-57A	21010-G81Y5
	RJNC22	2000	Z20S	GAS	88.11-90.08	GWN-05A	21010-W3688
	UGJNC22	2000	LD20	DIE	88.11-94.03	GWN-57A	21010-G81Y5
	UGJC22,UJC22	2000	LD20	DIE	88.11-94.03	GWN-56A	21010-G55Y6
	FJNC22	2000	NA20S	GAS	90.08-94.03		B1010-85G02
	SE28MN,SE28TN	2200	R2	DIE	94.04-99.07	GWMZ-30A*	21010-HC225
	SS28MN,SS28VN	2200	R2	DIE	94.04-99.07	GWMZ-30A*	21010-HC225
	SS28HN	2200	R2	DIE	96.10-99.07	GWMZ-30A*	21010-HC225
	SK22LN,SK22MN	2200	R2	DIE	99.06-03.12		21011-HC231
	SK22TN,SK22VN	2200	R2	DIE	99.06-03.12		21011-HC231
	SK22LN,SK22MN	2200	R2	DIE	99.06-03.12	GWMZ-30A*	21011-HC230
	SK22TN,SK22VN	2200	R2	DIE	99.06-03.12	GWMZ-30A*	21011-HC230
	VANETTE/LARGO	120121122	1200	A12		78.10-85.09	GWN-02A
120,121,122,A/C		1200	A12		78.10-85.09	GWN-11A	21010-H7227
0		1200	A12(S)		85.09-94.12	GWN-02A	21010-M6626
120121		1400	A14		78.10-81.06	GWN-02A	21010-M6626
120,121,A/C		1400	A14		78.10-81.06	GWN-11A	21010-H7227
120122		1500	A15		80.06-85.08	GWN-02A	21010-M6626
120,122,A/C		1500	A15		80.06-85.08	GWN-11A	21010-H7227
C22,GC22		1500	A15(S)		85.09-94.12	GWN-11A	21010-H7227
S20		1500	GAS15		94.04-94.12		21010-HC000
C23		1600	GA160DS/DE		91.06-94.05	GWN-42A	21010-0M300
GC22		1800	CA18T		86.05-94.12	GWN-31A	21010-V5529

NISSAN

CAR NAME	MODEL	C.C.	ENGINE	N.B	YEAR	GMB NO.	OEM NO.
VANETTE/LARGO	S20	1800	GAS18		94.04-94.12	GWMZ-71A	21010-HC425
	120	2000	Z20		81.06-85.08	GWN-23AF	21010-N5829
	SC22	2000	CA20		85.09-91.06	GWN-31A	21010-V5529
	GC22	2000	CA20S		86.05-94.12	GWN-31A	21010-V5529
	C22	2000	Z20S		88.11-90.08	GWN-05A	21010-W3686
	W30	2400	KA24DE		93.05-94.12	GWN-40A	21010-40F25
VIOLET	T11	1600	CA16S	GAS	81.06-82.08	GWN-20A	21010-D0125
	PT11	1800	CA18E	EGI	81.06-82.08	GWN-20A	21010-D0125
	PT11	1800	CA18S	GAS	81.06-82.08	GWN-20A	21010-D0125
VIOLET/AUSTER/STANZA	A10,A11	1400	A14		77.05-81.05	GWN-02A	21010-M6626
	A/C,A10,A11	1400	A14		77.05-81.05	GWN-11A	21010-H7227
	P710,P711	1600	L16		73.01-77.04	GWN-03A	21010-21028
	P710,P711	1600	L16		73.01-77.04	GWN-12AF	21010-23028
	A10	1600	L16		77.05-78.04	GWN-03A	21010-21028
	A/C,A10	1600	L16		77.05-78.04	GWN-12AF	21010-23028
	A/C	1600	Z16		78.04-79.06	GWN-23AF	21010-N5829
	A11	1600	Z16		78.04-79.06	GWN-03A	21010-21028
	A11	1600	Z16		79.07-81.05	GWN-23AF	21010-N5829
	T11	1600	CA16S		81.06-94.12	GWN-20A	21010-D0126
	T12	1600	CA16S		85.10-86.07	GWN-20A	21010-D0126
	T12	1600	CA16S		86.07-89.12	GWN-35A	21010-06E26
	A11	1800	Z18		78.10-79.07	GWN-03A	21010-21028
	A11	1800	Z18		79.07-81.05	GWN-23AF	21010-N5829
	T11	1800	CA18		81.06-94.12	GWN-20A	21010-D0126
	T12	1800	CA18I/T		85.10-86.07	GWN-20A	21010-D0126
	T12	1800	CA18DT		85.10-86.10	GWN-31A	21010-W4426
	T12	1800	CA18I/D/T		86.07-89.12	GWN-35A	21010-06E26
	T12	1800	CA18DT		86.10-89.12	GWN-35A	21010-06E26
	WINGROAD	NY12	1500	HR15DE	EGI	05.11-	GWN-88A
Y12		1500	HR15DE	EGI	05.11-	GWN-89A	B1010-ED00A
NY12		1500	HR15DE	EGI	05.11-08.01	GWN-87A	21010-ED325
Y12		1500	HR15DE	EGI	08.01-	GWN-88A	21010-EE025
WFNY10,WFY10		1500	GA15DE	EGI	96.05-99.06	GWN-42A	21010-0M302
WFY11		1500	QG15DE	EGI	99.05-05.11	GWN-73A	21010-4M526
JY12		1800	MR18DE	EGI	05.11-	GWN-90A	B1010-1GZ0A
WHNY10,WHY10		1800	SR18DE	EGI	96.05-99.06	GWN-48A	21010-53J05
WHY11		1800	QG18DE	EGI	99.05-01.10	GWN-73A	21010-4M526
WHNY11		1800	QG18DE	EGI	99.05-05.11	GWN-73A	21010-4M526
WRY11		2000	QR20DE	EGI	01.10-05.11	GWN-86A	21010-6N226
WEY10		2000	CD20	DIE	96.05-99.06	GWN-52A	21010-57J28
WPY11		2000	SR20VE	EGI	99.05-01.10	GWN-48A	21010-53J05
X-TRAIL		PNT30	2000	SR20VT	TBO	00.10-07.08	GWN-48A
	NT30,T30	2000	QR20DE	EGI	00.10-07.08	GWN-86A	21010-6N226
	NT31,T31	2000	MR20DE	EGI	07.08-15.03	GWN-90A	B1010-1GZ0A
	DNT31	2000	M9R	DIE	08.09-15.03		21010-00Q2G
	NT32,T32	2000	MR20DD	DI	13.12-		B1010-1VA0A
	NT32,T32	2000	MR20DD	DI	13.12-		B1010-1VA0B
	HNT32,HT32	2000	MR20DD	DI	15.05-		21010-4BC0A
	TNT31	2500	QR25DE	EGI	07.08-15.03	GWN-86A	21010-6N226

OPEL

CAR NAME	YEAR	MODEL / ENGINE / REMARK	GMB NO.	OEM NO.
OPEL (GM EUROPE)				
ASCONA B	76-91	1.2		1334058
	79-81	1.3	GWO-05AP	1334004
	75-81	1.6 1.9		1334081
	78-81	2.0 N ENG		1334081
	78-81	2.0 S ENG -C6067585		1334081
	78-81	C6067585-	GWO-14AP	1334097
	80-81	2.0 E ENG		1334081
	78-81	2.0(D) ENG -102685		1334087
	78-81	102986-		1334082
ASCONA C	82-88	1.3	GWO-05AP	1334004
	81-87	1.6 S ENG	GWG-11A	1334084
	82-86	1.6 N ENG	GWG-11A	1334084
	86-88	1.6 N ENG	GWO-10A	1334008
	82-86	1.6(D)	GWO-09A	1334099
	86-88	1.6(D)	GWO-11A	1334014
	81-86	1.8 S ENG	GWG-11A	1334084
	86-88	1.8 SE ENG	GWO-10A	1334008
	87-88	2.0 NE/SHE ENG	GWO-10A	1334008
ASTRA	91-94	1.4 C ENG	GWO-13A	90349239
	91-94	1.6 C/CZ ENG	GWO-13A	90349239
	91-94	1.7(D)	GWO-11A	90284913
	91-98	F 1.7TDS Hatchback	GWO-19A	1334069
	92-98	F 1.7TDS	GWO-19A	1334069
	91-98	F Estate 1.7TDS	GWO-19A	1334069
	00-05	G Hatchback 1.7dti 16v	GWO-19A	1334069
	00-05	G Saloon 1.7DTI 16V	GWO-19A	1334069
	00-04	G Estate 1.7DTI16V	GWO-19A	1334069
	91-94	2.0 CD Sri	GWO-10A	90220568
	91-94	2.0 Gsi	GWO-01A	1334038
CALIBRA	90-94		GWO-01A	1334038
COMBO	94-01	Hatchback(71_) 1.7D	GWO-19A	1334069
COMMODORE A	67-70	2.2 CH4923509	GWO-01A	1334035
COMMODORE B	72-78	2.5 2.8		1334081
COMMODORE C	78-82	1.7 ENG -1.7N442155		1334081
	83-83	1.7N442156-	GWO-14AP	1334097
	78-82	1.9 ENG -1.9N545154		1334081
	83-83	1.9N545154-	GWO-14AP	1334097
	78-82	2.0 ENG -2.0N197858		1334081
	83-83	2.0N197859-	GWO-14AP	1334097
	78-82	-2.0S665090		1334081
	83-83	2.0S665091-	GWO-14AP	1334097
	78-82	2.0i ENG -2.0E172888		1334081
	83-83	2.0E172888-	GWO-14AP	1334097
CORSA	83-93	1.0 1.2 1.0S 1.2N ENG		1334071
	83-93	1.2 S ENG	GWO-13A	90349239
	93-94	1.2 1.4	GWO-13A	90349239
	83-93	1.3	GWO-15AP	1334004
	91-94	1.5(D)		1334034
	96-00	Hatchback 1.7D	GWO-19A	1334069
	99-00	Box 1.7D	GWO-19A	1334069
GT/GTA	68-75	1.9	GWO-01A	1334035
KAFETT A	62-73	1.1		1334029

OPEL

CAR NAME	YEAR	MODEL / ENGINE / REMARK	GMB NO.	OEM NO.
KAFETT B	62-73	1.1		1334029
	65-73	1.5 1.7 1.9		1334072
KAFETT C	73-76	1.0 1.2		1334029
	76-79	1.0 1.2 ENG 910301-		1334058
	73-79	1.6 1.9 2.0 1.6S 1.9/2.0E		1334090
KAFETT D	79-84	1.0 1.2 OHV		1334071
	83-94	1.2 OHC	GWO-13A	90349239
OPEL (GM EUROPE)				
KAFETT D	81-84	1.6 1.8	GWG-11A	1334084
	82-84	1.6(D)	GWO-09A	1334099
KAFETT E	84-88	1.2 OHV ENG		1334071
	84-88	1.3 S ENG	GWO-05AP	1334004
	89-91	1.4	GWO-13A	13340251
	91-91	1.5(D)		1334034
	84-87	1.6 16N/SH	GWG-11A	1334084
	87-88	LZ/SV	GWG-46A	1334011
	84-86	1.6(D)	GWO-09A	1334099
	86-88		GWO-11A	1334014
	89-91	1.7(D)	GWO-11A	1334014
	84-87	1.8	GWG-11A	1334084
	87-88		GWO-10A	1334008
	87-88	2.0 8V ENG	GWO-10A	1334008
88-91	Gsi NE/SHE ENG	GWO-01A	1334038	
MANTA A	71-75	1.2		1334029
	70-74	1.6 1.9		1334072
MANTA B	76-81	1.2		1334058
	80-86	1.3	GWO-05AP	1334004
	75-81	1.6 N/S ENG CH -6067585	GWO-01A	1334035
	75-81	S ENG CH 6067586-		1334090
	82-90	1.8 S ENG		1334084
	76-81	1.9 N ENG	GWO-01A	1334035
	78-81	2.0 N ENG	GWO-01A	1334035
	75-81	2.0 S ENG CH -6067585	GWO-01A	1334035
	75-81	2.0 S ENG CH 6067586-	GWO-14AP	1334097
	83-89	2.0 GTE GWO-14AP	GWO-14AP	1334097
73-82	2.0(D) ENG -20D10263		1334045	
MONZA	79-88	2.5 3.0		1334081
OLIMPIA	67-71	1.5 1.7 1.9	GWO-01A	1334035
OMEGA	86-94	1.8 2.0	GWO-10A	1334008
	86-94	2.3(D)	GWO-15A	1334021
	89-94	2.4		1334009
	86-94	3.0		1334009
REKORD E	77-82	1.7 W/O AC ENG -442155		1334081
	77-82	442156-	GWO-14AP	1334097
	77-82	1.7 W/AC		1334096
	78-86	1.8 N/S ENG	GWG-11A	1334084
	77-82	1.9 W/O AC ENG -545154		1334081
	77-82	545155-	GWO-14AP	1334097
	77-82	1.9 W/AC		1334096
	77-82	2.0 W/O AC E ENG -1728881		1334081
	77-82	172889-	GWO-14AP	1334097
	77-82	2.0 W/AC		1334096
77-82	2.0 W/O AC N ENG -197858		1334081	

OPEL

CAR NAME	YEAR	MODEL / ENGINE / REMARK	GMB NO.	OEM NO.
OPEL (GM EUROPE)				
REKORD E	77-82	197859-7	GWO-14AP	1334097
	77-82	2.0 W/AC		1334096
	77-82	2.0 W/O AC S ENG -665090		1334081
	77-82	665091-	GWO-14AP	1334097
	77-82	2.0 W/AC		1334096
	78-82	2.0i E ENG -172888		1334081
	83-94	2.0i 172889-	GWO-14AP	1334097
	78-82	2.0(D) D ENG -10263	GWO-08AP	1334045
	77-86	2.1(D) W/O AC		1334094
	84-86	2.2 W/AC		1334096
	83-86	2.2i	GWO-14AP	1334097
	78-86	2.3(D) W/O AC ENG -55082		1334045
	78-86	455083-121526		1334082
	78-86	121527-		1334000
	78-86	2.3(D) W/AC		1334061
84-86	2.3(D) TURBO		1334082	
SENATOR A	86-86	2.0 2.2 W/O AC	GWO-14AP	1334097
	78-86	2.5 2.6 3.0		1334081
SENATOR B	87-94	2.5 2.6 3.0		1334009
	-		GWO-15A	1334021
VECTRA	89-94	1.4 1.6	GWG-46A	1334011
	89-94	1.7(D)	GWO-11A	1334014
	89-94	1.8	GWO-10A	1334008
	89-94	2.0 EXC 16V ENG	GWO-10A	1334008
	89-94	2.0 16V ENG	GWO-12A	1334017
	90-95	A Hatchback 1.7D	GWO-19A	1334069
	90-95	A Saloon 1.7D	GWO-19A	1334069
	95-98	B Hatchback 1.7D	GWO-19A	1334069
	95-98	B Saloon 1.7D	GWO-19A	1334069
	96-97	B Estate 1.7D	GWO-19A	1334069

PEUGEOT

CAR NAME	YEAR	MODEL / ENGINE / REMARK	GMB NO.	OEM NO.
104	72-83		GWP-08AP	1202-58
106 II	96.05-	HDZ 1.1L	GWP-14A	1201-G0
205	83-87	1.0 XV8 ENG	GWP-08AP	1202-58
	87-94	1.0 TU9 ENG ALUM BLOCK		1207-18
	83-87	1.1 XW7 ENG	GWP-08AP	1202-58
	88-94	1.1 TU9 ENG ALUM BLOCK		1207-18
	87-94	1.1 E1(OHV)ENG		1201-45
	87-94	1.1 F1(OHV)ENG		1201-45
	87-94	1.3 G1 ENG		1201-45
	87-94	1.3 TU24 ENG ALUM BLOCK		1207-18
	83-88	1.4 XY6/7/8 ENG GT & XS	GWP-08AP	1202-58
	88-94	1.4 TU3 ENG ALUM BLOCK		1207-18
	88-94	1.4 J2 ENG GT & XS		1201-45
	84-91	1.6 XU5 ENG Cti & Gti		1201-39
	83-	1.8(D)		
-	1.8 TURBO(D) , 1.9 PETROL , 1.9(D)			
309	86-92	1.1 1.3 OHV ENG		1201-45
404	60-75	1.8 DISENGAGED FAN		1202-60
	-	FIXED FAN		1202-37
	67-74	2.0(D)		1202-90
504	68-78	1.8 DISENGAGED FAN		1202-60
	-	FIXED FAN		1202-37
	78-	1.8 2.0 AUTO FAN REMOTE STATCH -2964000		1202-71
	-82	1.8 2.0 AUTO FAN STAT IN PUMPCH 2964001-		1202-83
	77-	1.8 2.0 FIXED FAN REMOTE STATCH -3061636		1202-83
	-82	1.8 2.0 FIXED FAN STAT IN PUMPCH 3061637-	GWP-07A	1202-98
	74-78	2.0(D) XD88 ENG		1202-86
	78-81	2.1(D) XD90 ENG		1202-63
77-82	2.3(D) XD2 ENG		1202-87	
505	79-90	1.6 1.8 2.0 FIXED FANCH -3061636 OHV	GWP-07A	1202-98
	90-94	1.6 1.8 2.0 AUTO FANCH 3061636- OHV	GWP-06A	1202-97
PEUGEOT LIGHT COMMERCIAL				
205 VAN	85-87	1.1 XW7 ENG	GWP-08A	1202-58
205 PICKUP & VAN	77-	1.8 AUTO FAN REMOTE STAT CH -2964000		1202-71
	-82	1.8 AUTO FAN STAT IN PUMP CH 2964001-	GWP-06A	1202-97
	77-	1.8 FIXED FAN REMOTE STAT CH -3061637		1202-83
	-82	1.8 FIXED FAN STAT IN PUMP CH 3061638-	GWP-07A	1202-98
206 HATCHBACK	98.09-	HFX 1.1L	GWP-14A	1201-G0
	98.09-	KFW 1.4L	GWP-14A	1201-G0
207 SW	07.06-	KFV 1.4L	GWP-14A	1201-G0
306 HATCHBACK	93.05-01.05	KDX,KFW,KFX 1.4L	GWP-14A	1201-G0
BIPPER	08.02-	KFV 1.4L	GWP-14A	1201-G0
PARTNER	96.06-	HFX 1.1L	GWP-14A	1201-G0

RENAULT

CAR NAME	YEAR	MODEL / ENGINE / REMARK	GMB NO.	OEM NO.
AVANTIME	01.11-03.05	F4R 2.0L 16V TURBO	GWR-13A	7701472182
CLIO	90-94	1.1 OHV ENG	GWR-11A	7701462145
	90-94	1.2 1.4 OHC ENG		7701633125
	91-94	1.8 16V	GWR-06A	7701463397
	91-94	1.9(D)	GWR-06A	7701463397
	98-05	II Hatchback1.4	GWR-14A	7701478018
	99-04	II (BBO/1/2,CBO1/2) 1.4	GWR-15A	8200428447
	98-	II (BBO/1/2,CBO1/2) 1.6	GWR-15A	8200428447
	05-	III (BRO/1,CRO/1)	GWR-15A	8200428447
	09-	III (BRO/1,CRO/1)	GWR-15A	8200428447
	08-	Grandtour(KR0/1)	GWR-15A	8200428447
	99-04	II (BBO/1/2,CBO1/2) 1.4(B/CB0L)	GWR-16A	8200962185
	98-	II (BBO/1/2,CBO1/2) 1.6(BB01,BB0H,BB0T)	GWR-16A	8200962185
	05-	III (BRO/1,CRO/1)(BR09,BR0T,CR09)	GWR-16A	8200962185
	09-	III (BRO/1,CRO/1)(BR10,CR10)	GWR-16A	8200962185
08-	Grandtour(KR0B/10)	GWR-16A	8200962185	
ESPACE	02.11-	F4R 2.0L	GWR-13A	7701472182
EXTRA VAN	86-94	1.1 1.4	GWR-11A	7701463377
	86-94	1.6(D)	GWR-06A	7701463397
FULENCE	10-	1.6 16V(L301,F30F,L30P,L30R)	GWR-15A	8200428447
	10-	1.6 16V(L301,F30F,L30P,L30R)	GWR-16A	8200962185
KANGOO	08-	GRAND KANGOO(KW0/1) 1.6	GWR-14A	7701478018
	08-	Express(FW0/1) 1.6	GWR-14A	7701478018
	05-	(KC0/1_) 1.4 16V bivalent	GWR-15A	8200428447
	05-	(KC0/1_) 1.4 16V	GWR-15A	8200428447
	01-	(KC0/1_) 1.4 16V 4x4(KC0P,KC0S,KC0L)	GWR-15A	8200428447
	01-	Express(FC0/1_) 1.6 16V	GWR-15A	8200428447
	01-	Express(FC0/1_) 1.6 16V 4X4 (FC0L,FC0P,FC0S)	GWR-15A	8200428447
	08-	GRAND KANGOO(KW0/1) 1.6 (KW0D)	GWR-15A	8200428447
	08-	Express(FW0/1) 1.6 16V LPG	GWR-15A	8200428447
	09-	BE BOP (KW0/1) 1.6 16V (KW0D)	GWR-15A	8200428447
	05-	(KC0/1_) 1.4 16V bivalent	GWR-16A	8200962185
	05-	(KC0/1_) 1.4 16V	GWR-16A	8200962185
	01-	(KC0/1_) 1.4 16V 4x4(KC0P,KC0S,KC0L)	GWR-16A	8200962185
	01-	Express(FC0/1_) 1.6 16V	GWR-16A	8200962185
	01-	Express(FC0/1_) 1.6 16V 4X4 (FC0L,FC0P,FC0S)	GWR-16A	8200962185
	08-	GRAND KANGOO(KW0/1) 1.6 (KW0D)	GWR-16A	8200962185
	08-	Express(FW0/1) 1.6 16V LPG	GWR-16A	8200962185
	09-	BE BOP (KW0/1) 1.6 16V (KW0D)	GWR-16A	8200962185
	LAGUNA	01.03-	F4P 1.8L 16V	GWR-13A
97-01		I (B56_,556_)1.6 16V(B568,B561)	GWR-15A	8200428447
97-01		I Grandtour (K56) 1.6 16V(K568)	GWR-15A	8200428447
01-		II (BG0/1_) 1.616V(BG0A, BG0L)	GWR-15A	8200428447
01-		II (BG0/1_) 1.616V(BG1G, BG1H)	GWR-15A	8200428447
05-		II Grandtour(KG0/1) 1.616V(KG0A,KG0L)	GWR-15A	8200428447
07-		III(BT0/1_) 1.6 (BT04,BT0W,BA10)	GWR-15A	8200428447
07-		III Grandtour(KT0/1) 1.6 KT0D)	GWR-15A	8200428447
97-01		I (B56_,556_)1.6 16V(B568,B561)	GWR-16A	8200962185
97-01		I Grandtour (K56) 1.6 16V(K568)	GWR-16A	8200962185
01-		II (BG0/1_) 1.616V(BG0A, BG0L)	GWR-16A	8200962185
01-		II (BG0/1_) 1.616V(BG1G, BG1H)	GWR-16A	8200962185
05-		II Grandtour(KG0/1) 1.616V(KG0A,KG0L)	GWR-16A	8200962185
07-		III(BT0/1_) 1.6 (BT04,BT0W,BA10)	GWR-16A	8200962185
07-		III Grandtour(KT0/1) 1.6 KT0D)	GWR-16A	8200962185

RENAULT

CAR NAME	YEAR	MODEL / ENGINE / REMARK	GMB NO.	OEM NO.	
LOGAN	04-	(LS_) 1.4 1.6	GWR-14A	7701478018	
	07-	Estate(KS_) 1.4 1.6	GWR-14A	7701478018	
	07-	(LS_) 1.6	GWR-15A	8200428447	
	07-	Estate(KS_) 1.6	GWR-15A	8200428447	
	07-	(LS_) 1.6	GWR-16A	8200962185	
	07-	Estate(KS_) 1.6	GWR-16A	8200962185	
MASTER	81-86	2.0 2.2 PETROL		7701461006	
	80-90	2.5(D) EXC TURBO SOFIM ENG		7701462808	
MEGANE	96-99	I (BA0/1) 1.6i /1.6e Hatchback	GWR-14A	7701478018	
	96-99	I Classic(LA0/1) 1.6i /1.6e Saloon	GWR-14A	7701478018	
	99-03	I Grandtour(KA0/1) 1.6e	GWR-14A	7701478018	
	96-99	I Coach(DA0/1) 1.6e	GWR-14A	7701478018	
	96-99	I Cabriolet(EA0/1) 1.6e	GWR-14A	7701478018	
	96-99	Scenic(JA0/1) 1.6i/1.6e	GWR-14A	7701478018	
	99-03	I (BA0/1) 1.4 /1.6 16v	GWR-15A	8200428447	
	99-03	I Classic(LA0/1) 1.4/1.6 16V	GWR-15A	8200428447	
	99-03	I Grandtour(KA0/1) 1.4/1.6 16V	GWR-15A	8200428447	
	99-03	I Coach(DA0/1) 1.4/1.6 16V	GWR-15A	8200428447	
	99-03	I Cabriolet(EA0/1) 1.4/1.6 16V	GWR-15A	8200428447	
	99-03	Scenic(JA0/1) 1.6V	GWR-15A	8200428447	
	02.11-	II F4R 2.0L 16V TURBO	GWR-13A	7701472182	
	02.-	II (BM0/1_CM0/1) 1.4/1.6 16V Hatchback	GWR-15A	8200428447	
	02.-	II Saloon(LM0/1)1.4 1.6	GWR-15A	8200428447	
	03.-	II Estate(KM0/1)1.4 1.6	GWR-15A	8200428447	
	03.-	II Coupe-Cabriolet(EM0/1) 1.6	GWR-15A	8200428447	
	08.-	III Hatchback(BZ0_) 1.6	GWR-15A	8200428447	
	09.-	III Saloon 1.6 16V	GWR-15A	8200428447	
	08.-	III Grandtour(KZ0/1) 1.6 16V	GWR-15A	8200428447	
	08.-	III Coupe(DZ0/1_) 1.6 16V	GWR-15A	8200428447	
	10.-	CC(EZ0/1) 1.6 16V	GWR-15A	8200428447	
	99-03	I (BA0/1) 1.4 /1.6 16v	GWR-16A	8200962185	
	99-03	I Classic(LA0/1) 1.4/1.6 16V	GWR-16A	8200962185	
	99-03	I Grandtour(KA0/1) 1.4/1.6 16V	GWR-16A	8200962185	
	99-03	I Coach(DA0/1) 1.4/1.6 16V	GWR-16A	8200962185	
	99-03	I Cabriolet(EA0/1) 1.4/1.6 16V	GWR-16A	8200962185	
	99-03	Scenic(JA0/1) 1.6V	GWR-16A	8200962185	
	02.-	II (BM0/1_CM0/1) 1.4/1.6 16V Hatchback	GWR-16A	8200962185	
	02.-	II Saloon(LM0/1)1.4 1.6	GWR-16A	8200962185	
	03.-	II Estate(KM0/1)1.4 1.6	GWR-16A	8200962185	
	03.-	II Coupe-Cabriolet(EM0/1) 1.6	GWR-16A	8200962185	
	08.-	III Hatchback(BZ0_) 1.6	GWR-16A	8200962185	
	09.-	III Saloon 1.6 16V	GWR-16A	8200962185	
	08.-	III Grandtour(KZ0/1) 1.6 16V	GWR-16A	8200962185	
	08.-	III Coupe(DZ0/1_) 1.6 16V	GWR-16A	8200962185	
	10.-	CC(EZ0/1) 1.6 16V	GWR-16A	8200962185	
	MODUS	04.-	(F/JPO_) 1.4 1.6 Hatchback	GWR-15A	8200428447
		04.-	(F/JPO_) 1.4 1.6 Hatchback	GWR-16A	8200962185
	R4	61-75	0.75 R1120 W/O PULLEY		7701461173
		74-87	0.8 R1126 W/O PULLEY		7701457595
76-87		0.85 R1123 1124 W/O PULLEY		7701461173	
77-86		1.1 R1128 1129	GWR-03A	7701457671	
R4/4F4 VAN	77-85	1.1	GWR-03A	7701457671	

RENAULT

CAR NAME	YEAR	MODEL / ENGINE / REMARK	GMB NO.	OEM NO.
R5	72-79	1.0 W/PULLEY ENG -262916		7701455172
	-	1.0 W/O PULLEY ENG 292917-	GWR-03A	7701455172
	79-84	1.1	GWR-03A	7701457671
	74-84	1.3 MANUAL	GWR-03A	7701457671
	82-85	1.4 INC TURBO VAN PICKUP	GWR-03A	7701457671
	76-85	1.4 INC TURBO PASS		7701461239
R5 SUPER	85-92	1	GWR-11A	7701463377
	86-90	1.2	GWR-11A	7701463377
	85-92	1.4 INC GT TURBO	GWR-11A	7701463377
	85-92	1.6(D)	GWR-06A	7701463397
	85-92	1.7	GWR-06A	7701463397
R5 VAN	85-90	1.1 1.2	GWR-11A	7701463377
	85-90	1.6(D)	GWR-06A	7701463397
R6	77-80	1.1 RR1181	GWR-03A	7701505397
	73-80	0.85 RODEO 4D1128 ACL28	GWR-03A	7701505397
R9	82-87	1.1 1.2 1.4 INC TURBO	GWR-11A	7701462145
	83-88	1.6(D)	GWR-06A	7701463397
	82-89	1.1 1.2 1.4	GWR-06A	7701463397
R11	82-87	1.1 1.2	GWR-11A	7701462145
	83-87	1.4 INC TURBO	GWR-11A	7701462145
	83-87	1.6(D)	GWR-06A	7701463397
	84-87	1.7	GWR-06A	7701463397
R12	69-80	1.3 R1170/1/7/9 R1330/7/8 R2360		7701502962
	71-75	1.3 R1172/4/8 R1331/2/4		7701508546
	71-75	1.6 GORDINI		7701508546
R14	77-82	1.2 1.4	GWP-08AP	7701459820
R15	69-72	1.3		7701502962
R15	73-80	1.6		7701508546
R17	71-79			7701508546
R18	83-86	1.4 R1340/50/59/2350		7701462389
	78-82	1.6 EXC TURBO R1341/5/51/58		7701461236
	78-85	2.0 R1343/53		7701463182
	78-85	2.1(D) R1344/54		7701463182
R19	88-94	1.2 OHV	GWR-11A	7701462145
	88-94	1.4 OHV	GWR-11A	7701462145
	-	OHC		7701633125
	-		GWR-12A	7701464736
	-		GWR-12A	7701465816
	-		GWR-12A	7701466578
	88-94	1.7	GWR-06A	7701463397
	90-94	1.8 16V	GWR-06A	7701463397
88-94	1.9(D) INC TURBO	GWR-06A	7701463397	
R20	77-84	2.0 R1272/7		7701461006
	79-84	2.2 R1279		701461006

RENAULT

CAR NAME	YEAR	MODEL / ENGINE / REMARK	GMB NO.	OEM NO.
R21	88-94	1.4 OHV	GWR-11A	7701462145
	86-94	1.7	GWR-06A	7701463397
	89-94	1.9(D) INC TURBO	GWR-06A	7701463397
	86-94	2.0 INC 4X4 EXC TURBO		7701464030
	87-94	2.0 TURBO INC TURBO		7701464538
	86-89	2.1(D) INC TURBO		7701464030
R25	84-92	2.0 J6R/J7R ENG		7701461006
	84-90	2.2 J7T ENG		7701461006
	85-90	2.5 TURBO V6 Z7U ENG		7701464756
SCENIC	99-03	I (JA0/1_) 1.4 1.6	GWR-15A	8200428447
	99-03	I (JA0/1_) 1.4 1.6	GWR-16A	8200962185
	03-	II (JM0/1_) 1.4 1.6	GWR-15A	8200428447
	03-	II (JM0/1_) 1.4 1.6	GWR-16A	8200962185
	09-	III (JZ0/1) 1.6 16V	GWR-15A	8200428447
	09-	III (JZ0/1) 1.6 16V	GWR-16A	8200962185
THALIA	00-	I (LB0/1/2_) 1.4 1.6	GWR-15A	8200428447
	00-	I (LB0/1/2_) 1.4 1.6	GWR-16A	8200962185
TRAFIC	83-89	1.4		7701462389
	86-89	1.7 PETROL	GWR-06A	7701463397
	86-89	2.0 PETROL		7701461006
	81-94	2.5(D) SOFIM ENG		7701462808
	06.08-	II F4R 2.0L 16V	GWR-13A	7701472182
TWINGO	08.-	II (CN 0_) 1.6 RS	GWR-15A	8200428447
	08.-	II (CN 0_) 1.6 RS	GWR-16A	8200962185
WIND	10-	(E4M) 1.6 (E4MB,E4MC)	GWR-15A	8200428447
	10-	(E4M) 1.6 (E4MB,E4MC)	GWR-16A	8200962185

SAAB

CAR NAME	YEAR	MODEL / ENGINE / REMARK	GWSA NO.	OEM NO.
90	84-85	2.0 B201 ENG	GWSA-02A	8817900
900	94-97	V6 2.5L	GWSA-04A	8821944
9000	95-97	V6 3.0L	GWSA-04A	5958061
9000i	86-92	INC TURBO & 16V ENG	GWSA-03A	8817918
9-5	99-03	V6 3.0L	GWSA-04A	4770970
95	66-76	1.5 V4 OHV		8810988
96	66-76	1.5 V4 OHV		8810988
99	82-84	2.0 B201 ENG	GWSA-02A	7507460
200	79-91	2.0 INC TURBO	GWSA-02A	7507460
CDi	88-94	2.0 INC TURBO	GWSA-03A	8817918

SUBARU

CAR NAME	MODEL	C.C.	ENGINE	N.B	YEAR	GMB NO.	OEM NO.
ALCYONE	AX4,AX7	1800	EA82	TBO	85.06-91.08	GWSU-14A	21110AA026
	AX9	2700	ER27	EGI	87.07-91.08		21110AA110
	CXD	3300	EG33	EGI	91.09-93.10		X2111AA000
	CXW	3300	EG33	EGI	91.09-96.11		X2111AA000
BRZ	ZC6	2000	FA20	D4S	11.11-		21110AA690
DEX	M401F,M411F	1300	K3VE	EFI	08.10-	GWT-100A	16100-B9010
DIAS	S321N,S331N	660	KFDET	TBO	09.08-	GWD-56A	16100-B9461
DOMINGO	KJ6	1000	EF10	GAS	83.10-86.05		497095500
	KJ5	1000	EF10	GAS	83.10-94.06		497095500
	KJ8	1200	EF12	GAS	86.06-94.06		21118KA000
	FA7,FA8	1200	EF12	MPI	94.06-98.11		21118KA000
EXIGA	YA5	2000	EJ20	TBO	08.04-		21111AA430
	YA4,YA5	2000	EJ20	EGI	08.04-10.08		21111AA331
	YA4	2000	EJ20	EGI	09.07-12.06		21111AA450
	YA5	2000	EJ20	EGI	09.07-13.02		21111AA450
	YA9	2500	EJ25	EGI	09.07-12.06		21111AA320
	YAM	2500	FB25	EGI	12.05-		21110AA690
EXIGA CROSSOVER7	YAM	2500	FB25	EGI	15.04-		21110AA690
FORESTER	SG5	2000	EJ20	TBO	01.11-03.12	GWSU-15A	X2111AA082
	SG5	2000	EJ20	TBO	01.11-03.12	GWSU-16A	X2111AA042
	SG5	2000	EJ20	EGI	01.11-05.01		X2111AA033
	SG5	2000	EJ20	TBO	03.11-07.12		X2111AA250
	SG5	2000	EJ20	TBO	03.12-07.12		X2111AA240
	SG5	2000	EJ20	EGI	04.11-07.12		X2111AA280
	SH5	2000	EJ20	EGI	07.09-10.09		21111AA331
	SH5	2000	EJ20	TBO	07.09-12.11		21111AA430
	SHJ	2000	FB20	EGI	10.07-12.11		21110AA690
	SJ5	2000	FB20	EGI	12.08-		21110AA690
	SJG	2000	FA20	TBO	12.08-		21110AA710
	SF5	2000	EJ20	TBO	97.02-02.01	GWSU-15A	X2111AA082
	SF5	2000	EJ20	TBO	97.02-02.01	GWSU-16A	X2111AA042
	SF5	2000	EJ20	EGI	97.06-02.01		X2111AA033
	SG9	2500	EJ25	TBO	03.11-07.12		X2111AA240
	SH9	2500	EJ25	TBO	10.07-12.11		21111AA430
	SF9	2500	EJ25	EGI	98.08-02.01		X2111AA033
IMPREZA	GG2	1500	EJ15	EGI	00.02-07.06		X2111AA033
	GG3	1500	EJ15	EGI	00.03-07.06		X2111AA033
	GD2,GD3	1500	EJ15	EGI	03.06-07.06		X2111AA033
	GDC,GGC	1500	EL15	EGI	06.04-07.06		X2111AA320
	GGD	1500	EL15	EGI	06.05-07.06		X2111AA320
	GDD	1500	EL15	EGI	06.06-07.06		X2111AA320
	GH2,GH3	1500	EL15	EGI	07.03-11.11		21111AA331
	GC1	1500	EJ15	EPI	92.11-00.07		X2111AA033
	GF1	1500	EJ15	EPI	94.09-00.07		X2111AA033
	GC2,GF2	1500	EJ15	EPI	96.09-00.07		X2111AA033
	GP2,GP3	1600	FB16	EGI	11.09-		21110AA690
	GC4,GF3	1600	EJ16	EPI	92.11-96.08		X2111AA033
	GF4	1600	EJ16	EPI	93.10-96.08		X2111AA033
	GF6	1800	EJ18	EPI	92.11-00.07		X2111AA033
	GFA	1800	EJ18	EPI	92.11-94.08		X2111AA033
	GC6	1800	EJ18	EPI	92.11-96.08		X2111AA033
GF5	1800	EJ18	EPI	96.09-00.07		X2111AA033	

SUBARU

CAR NAME	MODEL	C.C.	ENGINE	N.B	YEAR	GMB NO.	OEM NO.	
IMPREZA	GGA	2000	EJ20	TBO	00.02-03.07	GWSU-15A	X2111AA082	
	GGA	2000	EJ20	TBO	00.02-03.07	GWSU-16A	X2111AA042	
	GDB	2000	EJ20	TBO	00.03-02.09	GWSU-15A	X2111AA082	
	GD9	2000	EJ20	EGI	00.03-03.07		X2111AA033	
	GDA	2000	EJ20	TBO	00.03-03.07	GWSU-15A	X2111AA082	
	GDA	2000	EJ20	TBO	00.03-03.07	GWSU-16A	X2111AA042	
	GG9	2000	EJ20	EGI	00.03-04.04		X2111AA033	
	GGB	2000	EJ20	TBO	00.04-02.09	GWSU-15A	X2111AA082	
	GDB	2000	EJ20	TBO	02.09-07.06		X2111AA240	
	GDB	2000	EJ20	TBO	02.09-07.06		X2111AA250	
	GDA	2000	EJ20	TBO	03.06-07.06		X2111AA240	
	GDA,GGA	2000	EJ20	TBO	03.06-07.06		X2111AA250	
	GGA	2000	EJ20	TBO	03.08-07.06		X2111AA240	
	GH8	2000	EJ20	TBO	07.03-08.09		21111AA240	
	GH7	2000	EJ20	EGI	07.03-11.11		21111AA320	
	GH8	2000	EJ20	TBO	07.03-11.11	GWSU-24AM	21111AA250	
	GRB	2000	EJ20	TBO	07.08-10.06		21111AA240	
	GH6	2000	EJ20	EGI	08.07-11.11		21111AA320	
	GP6,GP7	2000	FB20	EGI	11.09-		21110AA690	
	GPE	2000	FB20	EGI	14.10-		21110AA720	
	GC8	2000	EJ20	TBO	92.11-00.07	GWSU-15A	X2111AA082	
	GF8	2000	EJ20	TBO	93.10-00.07	GWSU-15A	X2111AA082	
	GF8	2000	EJ20	TBO	93.10-00.07	GWSU-16A	X2111AA042	
	GC8	2000	EJ20	TBO	93.10-94.08	GWSU-16A	X2111AA042	
	GF8	2000	EJ20	EPI	96.01-00.07		X2111AA033	
	GC8	2000	EJ20	EPI	96.09-00.07		X2111AA033	
	GRF	2500	EJ25	TBO	08.12-10.06		21111AA240	
	IMPREZA ANESIS	GE2,GE3	1500	EL15	EGI	08.07-11.11		21111AA331
		GE6,GE7	2000	EJ20	EGI	08.07-11.11		21111AA320
	IMPREZA G4	GJ2,GJ3	1600	FB16	EGI	11.09-		21110AA690
GJ6,GJ7		2000	FB20	EGI	11.09-		21110AA690	
IMPREZA XV	GH2,GH3	1500	EL15	EGI	10.04-11.11		21111AA331	
	GH6,GH7	2000	EJ20	EGI	10.04-11.11		21111AA320	
IMPREZA,FORESTER			EJ255		08.01-	GWSU-24A/AM	21111-AA250	
			EJ253		10.01-	GWSU-25A/AM	21111-AA280	
JUSTY	KA5,KA6	1000	EF10	GAS	84.02-88.10		417415600	
	KA5,KA6	1000	EF10	GAS	84.02-88.10		497095500	
	KA8	1200	EF12	GAS	85.10-94.03		21118KA000	
	KA8	1200	EF12	GAS	85.10-94.03		21135KA000	
	KA7	1200	EF12	GAS	88.11-94.03		21118KA000	
	KA7	1200	EF12	GAS	88.11-94.03		21135KA000	
LEGACY	BC2,BC3,BF3	1800	EJ18	SPI	89.02-93.09	GWSU-12A	21111AA007	
	BD2,BD3,BG3	1800	EJ18	MPI	94.06-98.11		X2111AA033	
	BG2	1800	EJ18	MPI	96.06-98.11		X2111AA033	
	BE5,BH5	2000	EJ20	EGI	00.05-03.04		X2111AA033	
	BES	2000	EJ20	TBO	02.11-03.04	GWSU-15A	X2111AA082	
	BP5	2000	EJ20	TBO	02.12-09.02		X2111AA240	
	BP5	2000	EJ20	EGI	02.12-09.05		X2111AA280	
	BP5	2000	EJ20	EGI	03.01-08.04		X2111AA260	
	BP5	2000	EJ20	TBO	03.01-09.05		X2111AA250	
	BL5	2000	EJ20	EGI	03.02-08.04		X2111AA260	
	BL5	2000	EJ20	TBO	03.02-09.05		X2111AA250	

SUBARU

CAR NAME	MODEL	C.C.	ENGINE	N.B	YEAR	GMB NO.	OEM NO.	
LEGACY	BL5	2000	EJ20	TBO	03.03-09.02		X2111AA240	
	BL5	2000	EJ20	EGI	03.03-09.05		X2111AA280	
	BL5	2000	EJ20	CNG	04.01-07.04		X2111AA260	
	BMG,BRG	2000	FA20	TBO	12.02-		21110AA710	
	BMG	2000	FA20	EGI	12.11-		21110AA710	
	BC5	2000	EJ20	TBO	89.02-93.09	GWSU-15A	21111AA026	
	BC4,BC5,BF5,BFA	2000	EJ20	MPI	89.02-93.09	GWSU-12A	21111AA007	
	BF5	2000	EJ20	TBO	89.10-93.09	GWSU-15A	21111AA026	
	BCA	2000	EJ20	MPI	90.05-93.09	GWSU-12A	21111AA007	
	BC5	2000	EJ20	SPI	91.06-93.09	GWSU-12A	21111AA007	
	BC5,BF5	2000	EJ20	TBO	91.06-93.09	GWSU-16A	21111AA065	
	BF4	2000	EJ20	MPI	92.06-93.09	GWSU-12A	21111AA007	
	BD5,BG5	2000	EJ20	TBO	93.10-98.11	GWSU-15A	X2111AA082	
	BD5,BG5	2000	EJ20	TBO	93.10-98.11	GWSU-16A	X2111AA042	
	BD4,BD5,BG4,BG5,BGA	2000	EJ20	MPI	93.10-98.11		X2111AA033	
	BH5	2000	EJ20	MPI	98.06-00.04		X2111AA033	
	BH5	2000	EJ20	TBO	98.06-03.04	GWSU-15A	X2111AA082	
	BH5	2000	EJ20	TBO	98.06-03.04	GWSU-16A	X2111AA042	
	BE5	2000	EJ20	MPI	98.11-00.04		X2111AA033	
	BE5	2000	EJ20	TBO	98.11-03.04	GWSU-15A	X2111AA082	
	BE5	2000	EJ20	TBO	98.11-03.04	GWSU-16A	X2111AA042	
	BF7,BFB	2200	EJ22	MPI	92.06-93.09	GWSU-12A	21111AA007	
	BG7,BGB	2200	EJ22	MPI	93.10-96.05		X2111AA033	
	BHC	2500	EJ25	EGI	00.05-01.04		X2111AA033	
	BH9	2500	EJ25	EGI	00.05-03.04		X2111AA033	
	BE9	2500	EJ25	EGI	01.05-03.04		X2111AA033	
	BL9,BP9	2500	EJ25	EGI	07.11-09.05		X2111AA280	
	BL9,BP9	2500	EJ25	TBO	08.03-09.02		X2111AA240	
	BM9	2500	EJ25	TBO	09.02-		21111AA370	
	BM9,BR9	2500	EJ25	EGI	09.02-12.04		21111AA320	
	BM9,BR9	2500	EJ25	TBO	09.02-12.04		21111AA380	
	BR9	2500	EJ25	TBO	09.02-13.04		21111AA370	
	BMM,BRM	2500	FB25	EGI	12.02-		21110AA690	
	BN9	2500	FB25	EGI	14.07-		21110AA690	
	BD9,BG9,BGC	2500	EJ25	MPI	94.10-98.11	GWSU-21A	X2111AA092	
	BH9,BHC	2500	EJ25	MPI	98.06-00.04		X2111AA033	
	BEE,BHE	3000	EZ30	EGI	02.01-03.04		21110AA360	
	BLE,BPE	3000	EZ30	EGI	03.06-09.02		21110AA360	
	LEGACY LANCASTER	BH9	2500	EJ25	MPI	98.06-00.04		X2111AA033
		BH9	2500	EJ25	EGI	99.05-03.04		X2111AA033
BHE		3000	EZ30	EGI	00.05-03.04		21110AA360	
LEGACY OUTBACK	BP9	2500	EJ25	EGI	03.01-09.05		X2111AA280	
	BPH	2500	EJ25	TBO	08.03-09.05		X2111AA250	
	BR9	2500	EJ25	EGI	09.02-12.04		21111AA320	
	BRM	2500	FB25	EGI	12.02-		21110AA690	
	BS9	2500	FB25	EGI	14.07-		21110AA690	
	BPE	3000	EZ30	EGI	03.01-09.02		21110AA360	
	BRF	3600	EZ36	EGI	09.02-		21110AA510	
LEONE	AA2,AA3	1600	EA71	GAS	84.07-89.01	GWSU-11A	21110AA003	
	AP2,AP3	1600	EA71	GAS	84.10-89.01	GWSU-11A	21110AA003	
	AA2,AA3,AP2,AP3	1600	EA71	GAS	87.10-94.03		21110AA121	
	AP8,AP9	1600	EA71	GAS	88.09-94.03		21110AA121	

SUBARU

CAR NAME	MODEL	C.C.	ENGINE	N.B	YEAR	GMB NO.	OEM NO.
LEONE	AA4	1800	EA82	GAS	84.07-86.09	GWSU-14A	21110AA026
	AA4,AA5	1800	EA82	GAS	84.07-89.01	GWSU-13A	21110AA017
	AA5,AA7	1800	EA82	TBO	84.07-89.01	GWSU-13A	21110AA017
	AL5	1800	EA82	GAS	84.10-89.01	GWSU-13A	21110AA017
	AL7	1800	EA82	TBO	84.10-89.01	GWSU-13A	21110AA017
	AL5	1800	EA82	TBO	85.10-87.09	GWSU-13A	21110AA017
	AP5	1800	EA82	GAS	85.10-89.01	GWSU-13A	21110AA017
	AG5	1800	EA82	TBO	85.11-86.09	GWSU-13A	21110AA017
	AG4,AG5	1800	EA82	GAS	85.11-87.09	GWSU-13A	21110AA017
	AG6	1800	EA82	TBO	86.04-89.01	GWSU-13A	21110AA017
LEONE/LEGACY/ALCYONE	A21,A61	1100	EA61		72.01-73.12	GWSU-01A	31076-0120
	A25	1200	EA64		73.01-74.12	GWSU-01A	31076-0120
	A65	1200	EA64		74.01-79.12	GWSU-01A	31076-0120
	AF1,AM1	1300	EA65		79.05-84.10	GWSU-04A	41076-7200
	A22,A64	1400	EA63		71.01-77.12	GWSU-01A	31076-0120
	A62	1400	EA63		72.01-79.12	GWSU-01A	31076-0120
	A32	1400	EA63		77.01-79.12	GWSU-01A	31076-0120
	A26,A27	1600	EA71		75.01-77.12	GWSU-01A	31076-8110
	A67	1600	EA71		75.01-79.12	GWSU-01A	31076-8110
	A33,A34	1600	EA71		77.01-79.12	GWSU-01A	31076-8110
	AB2,AF2,AF3,AM2,AM3	1600	EA71		79.06-84.10	GWSU-04A	41076-7200
	AB4,AB5,AF5,AJ5,AM5	1800	EA81		79.05-84.10	GWSU-03A	21110-AA060
	AB4,AB5,AF5,AJ5,AM5	1800	EA81		79.05-84.10	GWSU-06A	21110-AA070
LEVORG	VM4	1600	FB16	TBO	14.02-		21110AA710
	VMG	2000	FA20	TBO	14.02-		21110AA710
LUCRA	L455F,L465F	660	KFDET	TBO	10.04-10.10	GWD-55A	16100-B9452
	L455F,L465F	660	KFVE	EGI	10.04-10.10	GWD-55A	16100-B9452
	L455F,L465F	660	KFDET	TBO	10.10-	GWD-56A	16100-B9454
	L455F,L465F	660	KFVE	EGI	10.10-	GWD-56A	16100-B9454
PLEO	RV1	660	EN07	EGI	00.07-10.04		21111KA283
	RV2	660	EN07	EGI	00.09-10.04		21111KA283
	L275B,L275F,L285B	660	KFVE	EGI	10.04-	GWD-56A	16100-B9454
	L285F	660	KFVE	EGI	10.04-	GWD-56A	16100-B9454
	L275F,L285F	660	KFDET	TBO	10.04-11.07	GWD-55A	16100-B9452
	L275F,L285F	660	KFDET	TBO	10.04-11.07	GWD-56A	16100-B9453
	L275B,L275F,L285B	660	KFVE	EGI	10.04-11.07	GWD-55A	16100-B9452
	L285F	660	KFVE	EGI	10.04-11.07	GWD-55A	16100-B9452
	RA1,RA2	660	EN07	MSC	98.04-02.09		21111KA283
	RA1	660	EN07	MSC	98.04-03.10	GWSU-20A	21111KA271
	RA2	660	EN07	MPI	98.04-08.08		21111KA283
	RV2	660	EN07	MPI	98.06-00.09		21111KA283
	RA1	660	EN07	MPI	98.06-08.08		21111KA283
	RV1	660	EN07	MPI	98.07-00.09		21111KA283
	RA1	660	EN07	MPI	99.04-00.09	GWSU-18A	21111KA240
	RA1	660	EN07	MSC	99.04-00.09		21111KA230
	RA1,RA2	660	EN07	MSC	99.04-00.09	GWSU-18A	21111KA240
	RV1,RV2	660	EN07	MPI	99.05-00.09	GWSU-18A	21111KA240
	RA2	660	EN07	MPI	99.06-00.09	GWSU-18A	21111KA240
	RA2	660	EN07	MSC	99.07-00.09		21111KA230
RA2	660	EN07	MSC	99.07-03.10	GWSU-20A	21111KA271	
RA1,RA2	660	EN07	EGI	99.09-08.08		21111KA283	
PLEO PLUS	LA300F,LA310F	660	KFVE	EGI	12.12-	GWD-56A	16100-B9455

SUBARU

CAR NAME	MODEL	C.C.	ENGINE	N.B	YEAR	GMB NO.	OEM NO.
R1	RJ1,RJ2	660	EN07	EGI	04.11-05.11		21111KA311
	RJ1,RJ2	660	EN07	EGI	04.11-05.11		X2111KA311
	RJ2	660	EN07	EGI	04.11-06.10		21111KA320
	RJ2	660	EN07	EGI	04.11-06.10		X2111KA320
	RJ1	660	EN07	EGI	04.11-06.11		21111KA320
	RJ1	660	EN07	EGI	04.11-06.11		X2111KA320
	RJ1,RJ2	660	EN07	EGI	05.06-07.05		21111KA283
	RJ1,RJ2	660	EN07	EGI	05.06-07.05		X2111KA282
	RJ1	660	EN07	MSC	05.10-10.03	GWSU-20A	21111KA271
	RJ1	660	EN07	MSC	05.10-10.03		X2111KA271
	RJ2	660	EN07	MSC	05.11-10.03	GWSU-20A	21111KA271
	RJ2	660	EN07	MSC	05.11-10.03		X2111KA271
	RJ1,RJ2	660	EN07	EGI	06.10-10.03	GWSU-22A	21111KA330
	RJ1,RJ2	660	EN07	EGI	06.10-10.03		X2111KA330
	RJ1	660	EN07	EGI	09.11-10.03	GWSU-20A	21111KA271
	RJ1	660	EN07	EGI	09.11-10.03		X2111KA271
	RJ2	660	EN07	MSC	09.11-10.03	GWSU-22A	21111KA330
	RJ2	660	EN07	MSC	09.11-10.03		X2111KA330
R2	RC1,RC2	660	EN07	EGI	03.10-04.11		21111KA310
	RC1,RC2	660	EN07	EGI	03.10-04.11		X2111KA310
	RC1,RC2	660	EN07	EGI	03.10-10.03		21111KA283
	RC1,RC2	660	EN07	EGI	03.10-10.03		X2111KA282
	RC1,RC2	660	EN07	MSC	03.10-10.03	GWSU-20A	21111KA271
	RC1,RC2	660	EN07	MSC	03.10-10.03		X2111KA271
	RC1,RC2	660	EN07	EGI	04.10-05.11		21111KA311
	RC1,RC2	660	EN07	EGI	04.10-05.11		X2111KA311
	RC2	660	EN07	EGI	04.10-06.10		21111KA320
	RC2	660	EN07	EGI	04.10-06.10		X2111KA320
	RC1	660	EN07	EGI	04.10-06.11		21111KA320
	RC1	660	EN07	EGI	04.10-06.11		X2111KA320
	RC2	660	EN07	EGI	06.10-10.03	GWSU-22A	21111KA330
	RC2	660	EN07	EGI	06.10-10.03		X2111KA330
	RC1	660	EN07	EGI	06.11-10.03	GWSU-22A	21111KA330
	RC1	660	EN07	EGI	06.11-10.03		X2111KA330
REX	KG1,KN1,KN2	550	EK23	GAS	86.11-89.06	GWSU-19RK	497095400
	KG2	550	EK23	GAS	87.02-89.06	GWSU-19RK	497095400
	KG1	550	EK23	GAS	88.03-89.06		497095500
	KG1,KN1	550	EK23	SPC	88.03-89.06		497095500
	KH1,KH2,KP1	550	EN05	SPC	89.06-90.02		21111KA032
	KH1,KH2,KP1,KP2	550	EN05	GAS	89.06-90.02		21111KA002
	KH3,KH4	660	EN07	EMI	90.03-92.03	GWSU-18A	21111KA154
	KH3,KH4	660	EN07	SPC	90.03-92.03	GWSU-18A	21111KA154
	KP3	660	EN07	MPI	90.03-92.03	GWSU-18A	21111KA154
	KH3,KP3,KP4	660	EN07	GAS	90.03-92.03	GWSU-18A	21111KA154
SAMBAR	KR2,KT2	550	EK23	GAS	82.09-87.08	GWSU-19RK	497095400
	KR1,KT1	550	EK23	GAS	82.09-90.04	GWSU-19RK	497095400
	KT2	550	EK23	LPG	83.09-87.08	GWSU-19RK	497095400
	KR1,KT1	550	EK23	LPG	83.09-90.04	GWSU-19RK	497095400
	KR5,KR6,KT6	550	EK23	GAS	87.09-90.04	GWSU-19RK	497095400
	TV2	660	EN07	MSC	09.07-12.04	GWSU-17A	21111KA293
	TV2	660	EN07	MSC	09.07-12.04		X2111KA291
	S201H,S201J,S211H	660	KFVE	EGI	12.04-	GWD-56A	16100-B9455

SUBARU

CAR NAME	MODEL	C.C.	ENGINE	N.B	YEAR	GMB NO.	OEM NO.	
SAMBAR	S211J	660	KFVE	EGI	12.04-	GWD-56A	16100-B9455	
	S321B,S331B	660	KFDET	TBO	12.04-	GWD-56A	16100-B9463	
	S331B	660	KFVE	EGI	12.04-		16100-B9015	
	S201H,S201J,S211H	660	KFVE	EGI	12.04-		16100-B9016	
	S211J,S331B	660	KFVE	EGI	12.04-		16100-B9016	
	S321B,S331B	660	KFVE	EGI	12.04-	GWD-56A	16100-B9463	
	S201H,S201J,S211H	660	KFVE	EGI	12.04-12.12		16100-B9015	
	S211J	660	KFVE	EGI	12.04-12.12		16100-B9015	
	S321Q,S331Q	660	KFVE	EGI	12.07-	GWD-56A	16100-B9464	
	S500J,S510J	660	KF	EGI	14.08-	GWD-56A	16100-B9455	
	KV3	660	EN07	LPG	90.03-95.09	GWSU-17A	21111KA142	
	KV4	660	EN07	GAS	90.03-96.09	GWSU-17A	21111KA142	
	KS3,KS4	660	EN07	LPG	90.03-98.12	GWSU-17A	21111KA293	
	KS3,KS4,KV3	660	EN07	GAS	90.03-98.12	GWSU-17A	21111KA293	
	KS3,KS4,KV3,KV4	660	EN07	SPC	90.03-98.12	GWSU-17A	21111KA293	
	KS3,KV3,KV4	660	EN07	MPI	95.10-98.12	GWSU-17A	21111KA293	
	KS4	660	EN07	MPI	97.11-98.12	GWSU-17A	21111KA293	
	TT1,TT2,TV1	660	EN07	EGI	98.08-12.04	GWSU-17A	21111KA293	
	TT1,TT2,TV1	660	EN07	EGI	98.08-12.04		X2111KA291	
	TV1	660	EN07	MSC	98.08-12.04	GWSU-17A	21111KA293	
	TV1	660	EN07	MSC	98.08-12.04		X2111KA291	
	TT2	660	EN07	MSC	98.10-12.04	GWSU-17A	21111KA293	
	TT2	660	EN07	MSC	98.10-12.04		X2111KA291	
	TV2	660	EN07	EGI	98.10-12.04	GWSU-17A	21111KA293	
	TV2	660	EN07	EGI	98.10-12.04		X2111KA291	
	TT1	660	EN07	MSC	99.01-12.04	GWSU-17A	21111KA293	
	TT1	660	EN07	MSC	99.01-12.04		X2111KA291	
	TT1,TT2	660	EN07	LPG	99.05-03.06	GWSU-17A	21111KA293	
	TT1,TT2	660	EN07	LPG	99.05-03.06		X2111KA291	
	SAMBAR DIAS	KV4	660	EN07	GAS	90.03-95.09	GWSU-17A	21111KA142
		KV3	660	EN07	GAS	90.03-97.10	GWSU-17A	21111KA293
		KV3,KV4	660	EN07	SPC	90.03-98.12	GWSU-17A	21111KA293
KV3,KV4		660	EN07	MPI	95.10-98.12	GWSU-17A	21111KA293	
TV1,TV2		660	EN07	EGI	98.08-12.04	GWSU-17A	21111KA293	
TV1,TV2		660	EN07	EGI	98.08-12.04		X2111KA291	
TV2		660	EN07	MSC	98.08-12.04	GWSU-17A	21111KA293	
TV2		660	EN07	MSC	98.08-12.04		X2111KA291	
TV1		660	EN07	MSC	98.10-12.04	GWSU-17A	21111KA293	
TV1		660	EN07	MSC	98.10-12.04		X2111KA291	
TW1		660	EN07	EGI	99.05-09.08	GWSU-17A	21111KA293	
TW1		660	EN07	EGI	99.05-09.08		X2111KA291	
TW1		660	EN07	MSC	99.05-09.08	GWSU-17A	21111KA293	
TW1		660	EN07	MSC	99.05-09.08		X2111KA291	
TW2		660	EN07	MSC	99.07-09.08	GWSU-17A	21111KA293	
TW2		660	EN07	MSC	99.07-09.08		X2111KA291	
TW2		660	EN07	EGI	99.09-09.08	GWSU-17A	21111KA293	
TW2		660	EN07	EGI	99.09-09.08		X2111KA291	
STELLA	RN1,RN2	660	EN07	EGI	06.04-11.04	GWSU-22A	21111KA330	
	RN1,RN2	660	EN07	MSC	06.04-11.04	GWSU-20A	21111KA271	
	LA100F,LA110F	660	KFVE	EGI	11.04-	GWD-56A	16100-B9455	
	LA100F,LA110F	660	KFDET	TBO	11.08-	GWD-56A	16100-B9455	
	LA100F	660	KFDET	EGI	13.11-	GWD-56A	16100-B9455	

SUBARU

CAR NAME	MODEL	C.C.	ENGINE	N.B	YEAR	GMB NO.	OEM NO.
STELLA	LA150F,LA160F	660	KFVE	EGI	14.11-	GWD-56A	16100-B9455
	LA150F,LA160F	660	KFVET	TBO	14.11-	GWD-56A	16100-B9455
TRAVIQ	XM182	1800	Z18	EGI	03.07-04.12		90543935
	XM220	2200	Z22	EGI	01.08-04.12		12630084
TREZIA	NSP120X	1300	1NRFE	EGI	10.11-13.09	GWT-149A	16100-80004
	NSP120X	1300	1NRFE	EGI	12.08-14.04		16100-80010
	NSP120X	1300	1NRFKE	EGI	14.05-		16100-80010
	NCP120X,NCP125X	1500	1NZFE	EGI	10.11-11.11	GWT-101A	16100-29156
	NCP120X,NCP125X	1500	1NZFE	EGI	11.11-		16100-29157
VIVIO	KK4	660	EN07	MSC	92.03-97.09	GWSU-18A	21111KA154
	KK3	660	EN07	MSC	92.03-98.09	GWSU-18A	21111KA154
	KK3,KK4	660	EN07	MPI	92.03-98.09	GWSU-18A	21111KA154
	KK3,KK4	660	EN07	MSC	92.03-98.09	GWSU-20A	21111KA271
	KW3,KW4	660	EN07	GAS	92.03-98.09	GWSU-18A	21111KA154
	KY3	660	EN07	MPI	93.05-94.01	GWSU-18A	21111KA154
	KY3	660	EN07	SPC	94.02-95.09	GWSU-18A	21111KA154
	KK3	660	EN07	MSC	96.11-98.09		21111KA283
	KK3,KK4	660	EN07	MPI	96.11-98.09		21111KA283
	KW3,KW4	660	EN07	GAS	97.10-98.09		21111KA283
WRX	GRB,GVB	2000	EJ20	TBO	10.05-		21111AA240
	VAB	2000	EJ20	TBO	14.02-		21111AA240
	VAG	2000	FA20	TBO	14.02-		21110AA710
	GRF,GVF	2500	EJ25	TBO	10.05-		21111AA240
XV	GP7	2000	FB20	EGI	12.07-		21110AA690
	GPE	2000	FB20	EGI	13.03-		21110AA720

SUZUKI

CAR NAME	MODEL	C.C.	ENGINE	N.B	YEAR	GMB NO.	OEM NO.
AERIO	RB21S	1500	M15A	EPI	01.01-07.03	GWS-34A	17400-69G04
	RA21S	1500	M15A	EPI	01.11-07.03	GWS-34A	17400-69G04
	RC51S,RD51S	1800	M18A	EPI	03.01-07.03	GWS-34A	17400-69G04
ALTO	SS30V	550	T5B		79.05-82.10	GWS-04A	17400-78840
	SS40V	550	F5A		79.05-82.10	GWS-10A	17400-78830
	SS40V	550	F5A		81.10-85.12	GWS-11A	17400-78821
	SS41V	550	F5A		83.10-85.12	GWS-11A	17400-78821
	CL11V	550	F5B	EPI	88.09-90.03	GWS-18A	17400-70820
	CL11V	550	F5B	EPI	88.09-90.03	GWS-19A	17400-70830
	CL11V,CM11V	550	F5B	GAS	88.09-90.03	GWS-18A	17400-70820
	CL11V,CM11V	550	F5B	GAS	88.09-90.03	GWS-19A	17400-70830
	CL11V,CM11V	550	F5B	TBO	88.09-90.03	GWS-18A	17400-70820
	CL11V,CM11V	550	F5B	TBO	88.09-90.03	GWS-19A	17400-70830
	CL11V,CM11V	550	F5B	TWT	88.09-90.03	GWS-18A	17400-70820
	CL11V,CM11V	550	F5B	TWT	88.09-90.03	GWS-19A	17400-70830
	CN11S	550	F5B	EPI	89.04-90.03	GWS-18A	17400-70820
	CN11S	550	F5B	EPI	89.04-90.03	GWS-19A	17400-70830
	CN11S,CP11S	550	F5B	GAS	89.04-90.03	GWS-18A	17400-70820
	CN11S,CP11S	550	F5B	GAS	89.04-90.03	GWS-19A	17400-70830
	HA22S	660	K6A	EPI	00.12-02.04	GWS-32AHL	17400-84818
	HA23S	660	K6A	EPI	00.12-04.09	GWS-32AHL	17400-84818
	HA23V	660	K6A	EPI	00.12-05.01	GWS-32AHL	17400-84818
	HA24S	660	K6A		04.09-	GWS-38A*	17400-58812
	HA24S	660	K6A	EPI	04.09-09.12	GWS-38AHL	17400-58818
	HA24V	660	K6A		05.01-	GWS-38A*	17400-58812
	HA24V	660	K6A	EPI	05.01-09.12	GWS-38AHL	17400-58818
	HA25S,HA25V	660	K6A	EPI	09.12-	GWS-38AHL	17400-58818
	HA35S	660	R06A	EPI	11.11-		17400-50821
	HA36S,HA36V	660	R06A	EPI	14.12-		17400-50821
	HA36S	660	R06A	TBO	15.03-		17400-50821
	CN21S	660	F6A	GAS	90.01-91.09	GWS-19A	17400-50813
	CN21S	660	F6A	TBO	90.03-91.09	GWS-19A	17400-50813
	CL21V,CM21V,CP21S	660	F6A	GAS	90.03-91.09	GWS-19A	17400-50813
	CN21S,CP21S	660	F6A	TWT	90.03-91.09	GWS-19A	17400-50813
	CP21S	660	F6A	EPI	91.01-91.09	GWS-19A	17400-50813
	CP21S	660	F6A	TBO	91.01-91.09	GWS-19A	17400-50813
	CS22S	660	F6A	EPI	91.09-94.11	GWS-19A	17400-50813
	CL22V,CM22V,CR22S	660	F6A	GAS	91.09-94.11	GWS-19A	17400-50813
	CS22S	660	F6A	GAS	91.09-94.11	GWS-19A	17400-50813
	CR22S,CS22S	660	F6A	TBO	91.09-94.11	GWS-19A	17400-50813
	CR22S,CS22S	660	F6A	TWT	91.09-94.11	GWS-19A	17400-50813
	CR22S	660	F6A	EPI	91.11-93.09	GWS-19A	17400-50813
	CM22V	660	F6A	TBO	92.10-94.11	GWS-19A	17400-50813
	HB11S	660	F6A	EPI	94.11-98.09	GWS-19A	17400-50813
	HA11S,HB11S	660	F6A	TBO	94.11-98.09	GWS-19A	17400-50813
	HA21S,HB21S	660	K6A	TBO	94.11-98.09	GWS-28A	17400-73835
	HA11S,HB11S,HC11V	660	F6A	GAS	94.11-98.09	GWS-19A	17400-50813
	HD11V	660	F6A	GAS	94.11-98.09	GWS-19A	17400-50813
	HA11S	660	F6A	EPI	95.03-98.09	GWS-19A	17400-50813
	HA22S	660	K6A	TBO	98.10-00.12	GWS-27A	17400-78854
HA12S	660	F6A	EPI	98.10-99.10	GWMZ-65A	17400-76810	
HA12S	660	F6A	TBO	98.10-99.10	GWMZ-65A	17400-76810	

SUZUKI

CAR NAME	MODEL	C.C.	ENGINE	N.B	YEAR	GMB NO.	OEM NO.
ALTO	HA12V	660	F6A	GAS	98.10-99.10	GWMZ-65A	17400-76810
	HA22S	660	K6A	EPI	98.10-99.10	GWS-27A	17400-78854
	HA22S	660	K6A	EPI	98.10-99.10	GWS-28A	17400-73835
	HA12V	660	F6A	EPI	99.05-00.12	GWMZ-66A	17400-76820
	HA12S	660	F6A	EPI	99.10-00.12	GWMZ-66A	17400-76820
	HA12S	660	F6A	TBO	99.10-00.12	GWMZ-66A	17400-76820
	HA22S	660	K6A	EPI	99.10-00.12	GWS-28AHL	17400-78874
CAPPUCCINO	EA11R	660	F6A	GAS	91.10-95.05	GWS-19A	17400-50813
	EA21R	660	K6A	EPI	95.05-98.10	GWS-28A	17400-80815
CARA	PG6SS	660	F6A	GAS	93.01-96.05	GWS-19A	17400-50813
CARRY	DA71T,DB71T	550	F5A	GAS	85.03-89.05	GWS-11A	17400-78821
	DA71B	550	F5A	GAS	85.04-89.05	GWS-11A	17400-78821
	DA71T,DB71T	550	F5A	SPC	88.02-89.05	GWS-17A	17400-85821
	DA41B,DA41T,DB41T	550	F5B	GAS	89.05-90.03	GWS-22A	17400-62810
	DA41T,DB41T	550	F5B	SPC	89.05-90.03	GWS-22A	17400-62810
	DA62T	660	K6A	EPI	01.08-02.05	GWS-37A	17400-65818
	DA63T	660	K6A	EPI	02.05-10.05	GWS-37A	17400-65818
	DA65T	660	K6A	EPI	05.11-10.05	GWS-37A	17400-65818
	DA65T	660	K6A	EPI	10.05-12.05		17400-65820
	DA63T	660	K6A	EPI	10.05-13.09		17400-65820
	DA63T	660	K6A	EPI	12.05-		17400-65822
	DA65T	660	K6A	EPI	12.05-13.09		17400-65822
	DA16T	660	R06A	EPI	13.09-		17400-50821
	DA51B,DA51T,DB51T	660	F6A	GAS	90.03-91.09	GWS-14A	17400-71811
	DE51V	660	F6A	EPI	91.09-93.11	GWS-21A	17400-51812
	DE51V,DF51V	660	F6A	GAS	91.09-93.11	GWS-21A	17400-51812
	DC51B,DD51B	660	F6A	GAS	91.09-97.04	GWS-21A	17400-51812
	DC51T,DD51T	660	F6A	GAS	91.09-99.01	GWS-21A	17400-51812
	DC51T,DD51T	660	F6A	TBO	97.04-99.01	GWS-21A	17400-51812
	DA52T	660	F6A	GAS	98.12-99.11	GWS-25A	17400-78860
	DB52T	660	F6A	EPI	98.12-99.11	GWS-25A	17400-78860
	DA52T	660	F6A	EPI	99.01-99.11	GWS-25A	17400-78860
	DA52T,DB52T	660	F6A	TBO	99.01-99.11	GWS-25A	17400-78860
	DA52T,DB52T	660	F6A	TBO	99.11-00.05	GWS-26A	17400-78880
DA52T,DB52T	660	F6A	EPI	99.11-01.09	GWS-26A	17400-78880	
CARRY/EVERY	L50,L51	360	L50		72.01-76.12	GWS-01A	17400-67022
	SH10,ST10,ST20	550	LJ50		76.04-79.06	GWS-02A	17400-72811
	ST30#	550	LJ50		79.04-85.12	GWS-02A	17400-72811
	ST40#	550	F5A		80.10-85.12	GWS-09A	17400-79810
	ST40#	550	F5A		80.10-85.12	GWS-11A	17400-78821
	ST31#	550	LJ50		81.09-85.12	GWS-02A	17400-72811
	ST41#	550	F5A		82.12-85.12	GWS-09A	17400-79810
	ST41#	550	F5A		82.12-85.12	GWS-11A	17400-78821
	DA64V,DA64W	660	K6A		05.08-		17400-68810
CERVO	SS20	550	T5A		77.10-82.06	GWS-05A	17400-70810
	CG72V,CH72V	550	F5B	GAS	88.01-89.01		17400-81811
	CG72V,CH72V	550	F5B	GAS	89.01-90.07	GWS-18A	17400-70820
	HG21S	660	K6A	EPI	06.11-09.12	GWS-38AHL	17400-58818
	HG21S	660	K6A	TBO	06.11-09.12	GWS-39AHL	17400-58828
	CN21S	660	F6A	TBO	90.07-91.09	GWS-19A	17400-50813
	CN31S,CP31S	660	F6B	TWT	90.07-91.09		17400-52811
	CN21S,CP21S	660	F6A	EPI	90.11-91.09	GWS-19A	17400-50813

SUZUKI

CAR NAME	MODEL	C.C.	ENGINE	N.B	YEAR	GMB NO.	OEM NO.
CERVO	CN21S,CP21S	660	F6A	GAS	90.11-91.09	GWS-19A	17400-50813
	CP21S	660	F6A	TBO	90.11-91.09	GWS-19A	17400-50813
	CN22S	660	F6A	EPI	91.09-97.05	GWS-19A	17400-50813
	CN22S,CP22S	660	F6A	TBO	91.09-97.05	GWS-19A	17400-50813
	CN32S,CP32S	660	F6B	TWT	91.09-97.05		17400-52811
	CP22S	660	F6A	EPI	91.09-98.06	GWS-19A	17400-50813
	CN22S,CP22S	660	F6A	GAS	91.09-98.06	GWS-19A	17400-50813
CULTUS	AA44S,AB44S	1000	G10	GAS	88.09-98.05	GWS-15A	17400-82824
	AA44S	1000	G10	EPI	92.07-00.05	GWS-15A	17400-82824
	AB44S	1000	G10	EPI	96.12-00.05	GWS-15A	17400-82824
	AA33S,AB33S	1300	G13B	TWC	86.06-88.09	GWS-15A	17400-82822
	AA53S,AB53S	1300	G13A	GAS	86.06-88.09	GWS-15A	17400-82822
	AA53S,AB53S	1300	G13A	GAS	86.06-88.09	GWS-30A	17400-83815
	AA34S,AB34S	1300	G13B	GAS	88.09-00.05	GWS-15A	17400-82824
	AA34S	1300	G13B	EPI	88.09-91.07	GWS-15A	17400-82824
	AF34S	1300	G13B	GAS	89.10-00.05	GWS-15A	17400-82824
	AF34S	1300	G13B	EPI	89.10-91.07	GWS-15A	17400-82824
	AK34S	1300	G13B	GAS	92.01-00.05	GWS-15A	17400-82824
	GA11S	1300	G13B	EPI	95.01-99.05	GWS-15A	17400-82824
	AH64S,AJ64S	1500	G15A	GAS	91.07-95.03	GWS-16A	17400-60815
	GA21S,GB21S,GD21S	1500	G15A	EPI	95.01-96.02	GWS-16A	17400-60815
	GC21S	1500	G15A	EPI	95.01-97.04	GWS-16A	17400-60815
	GC21W	1500	G15A	EPI	96.02-97.04	GWS-16A	17400-60815
	GC21S,GC21W	1500	G15A	EPI	97.05-02.07	GWS-23A	17400-61820
	AH14S	1600	G16A	GAS	89.06-91.07	GWS-16A	17400-60815
	AJ14S	1600	G16A	GAS	89.10-91.07	GWS-16A	17400-60815
	GB31S,GD31S,GD31W	1600	G16A	EPI	96.02-97.04	GWS-16A	17400-60815
	GD31S,GD31W	1600	G16A	EPI	97.05-02.07	GWS-23A	17400-61820
	GB31S	1600	G16A	EPI	97.05-99.05	GWS-23A	17400-61820
	GC41W	1800	J18A	EPI	96.02-02.07		17400-77816
ESCUDO	TA74W	1600	M16A	EPI	06.06-08.06	GWS-34A	17400-69G04
	TA01V	1600	G16A	EPI	88.05-90.10	GWS-16A	17400-60815
	TA01R,TA01W	1600	G16A	EPI	88.05-97.11	GWS-16A	17400-60815
	TD01W	1600	G16A	EPI	90.09-97.11	GWS-16A	17400-60815
	TD02W	1600	G16A	EPI	97.11-00.04	GWS-23A	17400-61820
	TA02W	1600	G16A	EPI	97.11-02.11	GWS-23A	17400-61820
	TD54W	2000	J20A	EPI	05.05-08.06		17400-77816
	TA11W,TD11W	2000	H20A	GAS	94.12-96.11	GWS-20A	17400-85831
	TA31W,TD31W	2000	RF	DTB	94.12-96.11	GWS-31A	17400-78E01
	TD31W	2000	RF	DIE	96.10-97.10		17410-78E02
	TD31W	2000	RF	DIE	96.10-97.10	GWS-31A	17400-78E01
	TA51W,TD51W	2000	J20A	EPI	96.10-97.10		17400-77816
	TD52W	2000	J20A	EPI	97.11-00.04		17400-77816
	TA52W	2000	J20A	EPI	97.11-02.11		17400-77816
	TD32W	2000	RF	DTB	98.02-99.10		17410-78E02
	TD32W	2000	RF	DTB	98.02-99.10	GWS-31A	17400-78E01
	TL52W	2000	J20A	EPI	98.11-05.05		17400-77816
	TDA4W	2400	J24B	EPI	08.06-		17400-78893
	TD61W	2500	H25A	EPI	96.10-97.10	GWS-20A	17400-85831
	TD62W	2500	H25A	EPI	98.02-05.05	GWS-20A	17400-85831
	TX92W	2700	H27A	EPI	00.12-03.06	GWS-20A	17400-85831
	TX92W	2700	H27A	PFI	03.06-05.05	GWS-20A	17400-85831

SUZUKI

CAR NAME	MODEL	C.C.	ENGINE	N.B	YEAR	GMB NO.	OEM NO.
ESCUDO	TD94W	2700	H27A		05.02-	GWS-20A	17400-66810
	TD94W	2700	H27A	EPI	05.05-08.06		17400-66811
	TDB4W	3200	N32A	EPI	08.06-10.04		17401-78811
EVERY	DA71V,DB71V	550	F5A	GAS	85.03-89.05	GWS-11A	17400-78821
	DA71V,DB71V	550	F5A	TBO	85.10-89.05	GWS-11A	17400-78821
	DA71V,DB71V	550	F5A	GAS	87.08-89.05	GWS-17A	17400-85821
	DA41V,DB41V	550	F5B	GAS	89.05-90.03	GWS-22A	17400-62810
	DA41V,DB41V	550	F5B	TBO	89.05-90.03	GWS-22A	17400-62810
	DA62V,DA62W	660	K6A	EPI	01.08-05.08	GWS-37A	17400-65818
	DA62V,DA62W	660	K6A	TBO	01.08-05.08	GWS-37A	17400-65818
	DA62V	660	K6A	CNG	01.11-02.11	GWS-37A	17400-65818
	DA64V,DA64W	660	K6A	EPI	05.08-07.07	GWS-42AHL	17400-68815
	DA64V,DA64W	660	K6A	TBO	05.08-07.07	GWS-42AHL	17400-68815
	DA64V,DA64W	660	K6A	EPI	07.07-10.05	GWS-43AHL	17400-68825
	DA64V,DA64W	660	K6A	TBO	07.07-10.05	GWS-43AHL	17400-68825
	DA64V	660	K6A	EPI	10.05-		17400-68832
	DA64V,DA64W	660	K6A	TBO	10.05-		17400-68832
	DA64W	660	K6A	EPI	10.05-12.05		17400-68832
	DA17V	660	R06A	EPI	15.04-		17400-50821
	DA17V,DA17W	660	R06A	TBO	15.04-		17400-50821
	DA51V	660	F6A	GAS	90.02-91.09	GWS-14A	17400-71811
	DB51V	660	F6A	GAS	90.03-91.09	GWS-14A	17400-71811
	DA51V,DB51V	660	F6A	TBO	90.03-91.09	GWS-14A	17400-71811
	DE51V,DF51V	660	F6A	EPI	91.09-99.01	GWS-21A	17400-51812
	DE51V,DF51V	660	F6A	GAS	91.09-99.01	GWS-21A	17400-51812
	DE51V,DF51V	660	F6A	TBO	91.09-99.01	GWS-21A	17400-51812
	DA52V	660	F6A	EV	99.01-99.11	GWS-25A	17400-78860
	DA52V,DB52V	660	F6A	EPI	99.01-99.11	GWS-25A	17400-78860
	DA52V,DB52V	660	F6A	TBO	99.01-99.11	GWS-25A	17400-78860
	DA52W	660	F6A	TBO	99.06-99.11	GWS-25A	17400-78860
DA52V,DB52V	660	F6A	EPI	99.11-01.09	GWS-26A	17400-78880	
DA52V,DA52W,DB52V	660	F6A	TBO	99.11-01.09	GWS-26A	17400-78880	
DA52V,DB52V	660	F6A	CNG	99.12-01.09	GWS-26A	17400-78880	
DA32W	1300	G13B	EPI	99.06-05.07	GWS-15A	17400-82824	
FRONTE	LC10W,LC20	360	LC10W		71.01-76.12	GWS-05A	17400-70020
	SS10,SS12	450	T4A		76.04-77.10	GWS-05A	17400-70020
	SS11	450	AB10		77.08-79.04	GWS-07A	17400-74001
	SS20	550	T5A		77.10-80.05	GWS-05A	17400-70810
	SS30	550	T5B		79.05-80.08	GWS-04A	17400-78840
	SS40	550	F5A		79.05-84.12	GWS-03A	17400-73012
	SS40	550	F5A		79.05-84.12	GWS-10A	17400-78830
	SS40	550	F5A		79.05-84.12	GWS-11A	17400-78821
	CN11S,CP11S	550	F5B	GAS	88.09-89.04	GWS-18A	17400-70820
HUSTLER	MR31S	660	R06A	EPI	14.01-		17400-50821
	MR31S	660	R06A	TBO	14.01-		17400-50821
	MR41S	660	R06A	EPI	15.05-		17400-50821
	MR41S	660	R06A	EPI	15.05-		17400-50840
JIMMNY		360	LJ20		72.01-76.12	GWS-01A	17400-67022
	SJ10	550	LJ50		76.03-88.05	GWS-02A	17400-72811
JIMNY	JA71C,JA71V	550	F5A	TBO	86.01-90.03	GWS-11A	17400-78821
	JB23W	660	K6A	EPI	00.11-02.01	GWS-27A	17400-81824
	JB23W	660	K6A	TBO	02.01-04.10	GWS-33A	17400-83874

SUZUKI

CAR NAME	MODEL	C.C.	ENGINE	N.B	YEAR	GMB NO.	OEM NO.
JIMNY	JB23W	660	K6A	TBO	04.10-	GWS-41AH	17400-76845
	JA11C,JA11V	660	F6A	TBO	90.03-91.06		17400-83831
	JA11C,JA11V	660	F6A	TBO	91.06-95.11	GWS-24A	17400-83841
	JA12C,JA12V,JA12W	660	F6A	TBO	95.11-98.10	GWS-24A	17400-83841
	JA22W	660	K6A	TBO	95.11-98.10	GWS-28A	17400-80815
	JB23W	660	K6A	TBO	98.10-02.01	GWS-27A	17400-81824
	JB43W	1300	M13A	EPI	00.04-	GWS-34A	17400-69G04
	JB31W	1300	G13BA	GAS	93.05-95.11	GWS-30A	17400-83815
	JB32W	1300	G13B	GAS	95.11-97.12	GWS-30A	17400-83815
JB33W	1300	G13B	EPI	98.01-00.04	GWS-30A	17400-83815	
Kei	HN21S	660	K6A	EPI	00.10-01.04	GWS-28AHL	17400-78874
	HN22S	660	K6A	EPI	01.04-	GWS-32AHL	17400-84836
	HN22S	660	K6A	TBO	01.04-	GWS-35AHL	17400-84828
	HN12S	660	F6A	TBO	01.04-01.11	GWMZ-66A	17400-76820
	HN22S	660	K6A	TBO	01.04-01.11	GWS-40AHL	17400-83868
	HN21S	660	K6A	TBO	98.10-01.04	GWS-27A	17400-78854
	HN11S	660	F6A	TBO	98.10-99.10	GWMZ-65A	17400-76810
	HN21S	660	K6A	EPI	98.10-99.10	GWS-27A	17400-78854
	HN11S	660	F6A	TBO	99.10-01.04	GWMZ-66A	17400-76820
KIZASHI	RE91S,RF91S	2400	J24B	EPI	09.10-		17400-78893
LANDY	SC25,SNC25	2000	MR20DE	EGI	07.01-10.12	GWN-90AM	17400-50Z02
	SC26,SNC26	2000	MR20	EGI	10.12-		17400-51Z00
	SNC26	2000	MR20	EGI	10.12-		17400-51Z10
	SC26	2000	MR20	EGI	10.12-14.01		17400-51Z10
	SHC26	2000	MR20	EGI	12.08-		17400-51Z10
	SHC26	2000	MR20	EGI	12.08-14.01		17400-51Z00
LAPIN	HE21S	660	K6A	EPI	02.01-08.11	GWS-32AHL	17400-84836
	HE21S	660	K6A	TBO	02.10-08.11	GWS-35AHL	17400-84828
	HE22S	660	K6A	EPI	08.11-15.06	GWS-38AHL	17400-58818
	HE22S	660	K6A	TBO	08.11-15.06	GWS-39AHL	17400-58828
	HE33S	660	R06A	EPI	15.06-		17400-50821
MR WAGON	MF21S	660	K6A	EPI	01.12-06.01	GWS-32AHL	17400-84818
	MF21S	660	K6A	TBO	01.12-06.01	GWS-35AHL	17400-84828
	MF22S	660	K6A	EPI	06.01-11.01	GWS-38AHL	17400-58818
	MF22S	660	K6A	TBO	06.01-11.01	GWS-39AHL	17400-58828
	MF33S	660	R06A	EPI	11.01-		17400-50821
	MF33S	660	R06A	TBO	11.01-		17400-50821
PALETTE	MK21S	660	K6A	EPI	08.01-13.03	GWS-38AHL	17400-58818
	MK21S	660	K6A	TBO	08.01-13.03	GWS-39AHL	17400-58828
SOLIO	MA15S	1200	K12B	EPI	11.01-		17400-69L01
	MA15S	1200	K12B	EPI	11.01-14.01	GWS-45A	17400-69L01
	MA15S	1200	K12B	EPI	13.11-		17400-69L11
	MA26S,MA36S	1200	K12C	EPI	15.08-		17400-69L01
	MA34S	1300	M13A	EPI	05.08-	GWS-34A	17400-69G04
SPACIA	MK32S	660	R06A	EPI	13.03-		17400-50821
	MK32S	660	R06A	TBO	13.03-15.05		17400-50821
	MK42S	660	R06A	EPI	15.05-		17400-50840
	MK42S	660	R06A	TBO	15.08-		17400-50840
SPLASH	XB32S	1200	K12B	EPI	08.10-		17400-69L01
	XB32S	1200	K12B	EPI	08.10-14.01	GWS-45A	17400-69L01
SWIFT	ZC71S	1200	K12B	EPI	07.05-		17400-69L01
	ZC71S	1200	K12B	EPI	07.05-14.01	GWS-45A	17400-69L01

SUZUKI

CAR NAME	MODEL	C.C.	ENGINE	N.B	YEAR	GMB NO.	OEM NO.
SWIFT	ZC72S,ZD72S	1200	K12B	EPI	10.09-		17400-69L01
	ZC72S	1200	K12B	EPI	10.09-14.01	GWS-45A	17400-69L01
	ZC72S,ZD72S	1200	K12B	EPI	13.07-		17400-69L11
	HT51S	1300	M13A	EPI	00.02-05.11	GWS-34A	17400-69G04
	ZC11S,ZD11S	1300	M13A	EPI	04.11-	GWS-34A	17400-69G04
	ZC11S,ZD11S	1300	M13A		04.11-	GWS-34A	17400-69G00
	HT81S	1500	M15A	EPI	03.06-04.11	GWS-34A	17400-69G04
	ZC21S,ZD21S	1500	M15A		04.11-	GWS-34A	17400-69G00
	ZC21S,ZD21S	1500	M15A	EPI	04.11-09.05	GWS-34A	17400-69G04
	ZC31S	1600	M16A	EPI	05.09-	GWS-34A	17400-69G04
	ZC32S	1600	M16A	EFI	11.10-	GWS-34A	17400-69G04
	ZC32S	1600	M16A	EPI	13.07-	GWS-34A	17400-69G04
SX4	YA11S,YB11S	1500	M15A	EPI	06.07-14.10	GWS-34A	17400-69G04
	YC11S	1500	M15A	EPI	07.07-14.10	GWS-34A	17400-69G04
	YA22S,YB22S	1600	M16A	EPI	15.02-	GWS-34A	17400-69G04
	YA41S,YB41S	2000	J20A	EPI	06.07-09.05		17400-77816
TWIN	EC22S	660	K6A	EPI	03.01-05.08	GWS-32AHL	17400-84818
	EC22S	660	K6A	EPI	04.01-05.02	GWS-38AHL	17400-58818
WAGON R	MC12S	660	F6A	TBO	00.12-01.11	GWMZ-66A	17400-76820
	MC22S	660	K6A	TBO	00.12-01.11	GWS-40AHL	17400-83868
	MC22S	660	K6A	EPI	00.12-03.09	GWS-32AHL	17400-84818
	MC22S	660	K6A	TBO	01.11-03.09	GWS-35AHL	17400-84828
	MH21S	660	K6A	EPI	03.09-07.05	GWS-38AHL	17400-58818
	MH21S	660	K6A	TBO	03.09-07.05	GWS-39AHL	17400-58828
	MH22S	660	K6A	EPI	07.02-08.09	GWS-38AHL	17400-58818
	MH22S	660	K6A	TBO	07.02-08.09	GWS-39AHL	17400-58828
	MH23S	660	K6A	TBO	08.09-12.09	GWS-39AHL	17400-58828
	MH23S	660	K6A	EPI	08.09-12.11	GWS-38AHL	17400-58818
	MH34S	660	R06A	EPI	12.09-		17400-50821
	MH34S	660	R06A	TBO	12.09-15.08		17400-50821
	MH44S	660	R06A	EPI	14.08-		17400-50840
	MH44S	660	R06A	TBO	15.08-		17400-50840
	CT21S	660	F6A	EPI	93.08-98.10	GWS-19A	17400-50813
	CV21S	660	F6A	EPI	93.09-98.10	GWS-19A	17400-50813
	CT21S,CV21S	660	F6A	TBO	95.02-98.10	GWS-19A	17400-50813
	CT51S,CV51S	660	K6A	EPI	97.04-98.10	GWS-28A	17400-73835
	CT51S,CV51S	660	K6A	TBO	97.04-98.10	GWS-28A	17400-73835
	MC21S	660	K6A	TBO	98.10-00.12	GWS-27A	17400-78854
	MC11S	660	F6A	EPI	98.10-99.10	GWMZ-65A	17400-76810
	MC11S	660	F6A	TBO	98.10-99.10	GWMZ-65A	17400-76810
	MC21S	660	K6A	EPI	98.10-99.10	GWS-27A	17400-78854
	MC11S	660	F6A	CNG	99.06-99.10	GWMZ-65A	17400-76810
	MC11S	660	F6A	CNG	99.10-00.12	GWMZ-66A	17400-76820
	MC11S	660	F6A	EPI	99.10-00.12	GWMZ-66A	17400-76820
	MC11S	660	F6A	TBO	99.10-00.12	GWMZ-66A	17400-76820
	MC21S	660	K6A	EPI	99.10-00.12	GWS-28AHL	17400-78874
	MA64S	1000	K10A	EPI	00.12-02.11	GWS-27A	17400-78854
	MA61S,MB61S	1000	K10A	EPI	97.02-99.06	GWS-28A	17400-73835
	MA61S,MB61S	1000	K10A	TBO	97.02-99.06	GWS-28A	17400-73835
	MA63S	1000	K10A	EPI	99.05-00.12	GWS-27A	17400-78854
	MA63S	1000	K10A	TBO	99.05-00.12	GWS-27A	17400-78854
MA34S	1300	M13A	EPI	00.12-05.08	GWS-34A	17400-69G04	

TOYOTA

CAR NAME	MODEL	C.C.	ENGINE	N.B	YEAR	GMB NO.	OEM NO.
86	ZN6	2000	FA20	D4S	12.03-		SU003-00401
ALLEX	NZE121,NZE124	1500	1NZFE	EFI	01.01-06.09		16100-29157
	ZZE123	1800	2ZZGE	EFI	01.01-06.10	GWT-124A	16100-29146
	ZZE122,ZZE124	1800	1ZZFE	EFI	02.09-06.09	GWT-133A	16100-29415
ALLION	NZT240	1500	1NZFE	EFI	01.12-07.05		16100-29157
	NZT260	1500	1NZFE	EFI	07.05-		16100-29157
	ZZT240,ZZT245	1800	1ZZFE	EFI	01.12-07.05	GWT-133A	16100-29415
	ZRT260,ZRT265	1800	2ZRFE	EFI	07.05-10.04	GWT-144A	16100-39466
	ZRT260,ZRT265	1800	2ZRFAE	EFI	10.04-	GWT-144A	16100-39466
	AZT240	2000	1AZFSE	D4	01.12-07.05	GWT-119A	16100-28041
	ZRT261	2000	3ZRFAE	EFI	07.12-	GWT-144A	16100-39466
ALPHARD	ATH10W	2400	2AZFXE	EPI	03.07-08.03		16100-28051
	ANH20W,ANH25W	2400	2AZFE	EFI	08.04-15.01	GWT-119A	16100-28041
	ANH20W,ANH25W	2400	2AZFE	EFI	08.04-15.01	GWT-157A	16100-0H050
	ATH20W	2400	2AZFXE	EFI	11.11-15.01	GWT-119A	16100-28041
	AGH30W	2500	2ARFE	EFI	15.01-	GWT-154A	16100-39515
	AGH30W,AGH35W	2500	2ARFE	EFI	15.01-		16100-09600
	AYH30W	2500	2ARFXE	EFI	15.01-		16100-39575
	GGH20W,GGH25W	3500	2GRFE	EFI	08.04-15.01		16100-39456
GGH30W,GGH35W	3500	2GRFE	EFI	15.01-		16100-39456	
ALPHARD G	ANH10W,ANH15W	2400	2AZFE	EFI	02.05-08.05	GWT-119A	16100-28041
	MNH10W,MNH15W	3000	1MZFE	EFI	02.05-08.05	GWT-92A	16100-29085
ALPHARD V	ANH10W,ANH15W	2400	2AZFE	EFI	02.05-08.04	GWT-119A	16100-28041
	MNH10W,MNH15W	3000	1MZFE	EFI	02.05-08.04	GWT-92A	16100-29085
ALTEZZA	GXE10	2000	1GFEE	EFI	98.10-05.07	GWT-111A	16100-79285
	SXE10	2000	3SGE	EFI	98.10-05.07		16100-79226
	SXE10	2000	3SGE	EFI	98.10-05.07	GWT-122A	16110-79135
ALTEZZA GITA	GXE10W	2000	1GFEE	EFI	01.06-05.07	GWT-111A	16100-79285
	GXE15W	2000	1GFEE	EFI	02.01-05.07	GWT-111A	16100-79285
	JCE10W,JCE15W	3000	2JZGE	EFI	01.06-05.07		16100-49877
	JCE10W,JCE15W	3000	2JZGE	EFI	01.06-05.07	GWT-140A	16110-49156
AQUA	NHP10	1500	1NZFXE	EFI	11.12-		161A0-29015
ARISTO	JZS147	3000	2JZGE	EFI	91.10-97.08	GWT-120AH	16100-49838
	JZS147	3000	2JZGTE	TBO	91.10-97.08		16090-49025
	JZS147	3000	2JZGTE	TBO	91.10-97.08		16110-46011
	JZS160	3000	2JZGE	EFI	97.08-05.01		16100-49877
	JZS160	3000	2JZGE	EFI	97.08-05.01	GWT-140A	16110-49156
	JZS161	3000	2JZGTE	TBO	97.08-05.01		16100-49847
	JZS161	3000	2JZGTE	TBO	97.08-05.01	GWT-120A	16110-49097
	UZS143	4000	1UZFE	EFI	92.10-97.08	GWT-84A	16100-50023
AURIS	NRE185H	1200	8NRFTS	D4T	15.03-		16100-80014
	NZE151H,NZE154H	1500	1NZFE	EFI	06.10-12.08		16100-29157
	NZE181H,NZE184H	1500	1NZFE	EFI	12.08-		16100-29157
	ZRE152H,ZRE154H	1800	2ZRFE	EFI	06.10-12.08	GWT-144A	16100-39466
	ZRE152H,ZRE154H	1800	2ZRFAE	EFI	09.10-12.08	GWT-144A	16100-39466
	ZRE186H	1800	2ZRFAE	EFI	12.08-		16100-39565
AVALON	MCX10	3000	1MZFE	EFI	95.03-00.02	GWT-92A	16100-29085
AVENSIS	AZT250,AZT250W	2000	1AZFSE	D4	03.07-08.11	GWT-119A	16100-28041
	AZT255,AZT255W	2000	1AZFSE	D4	03.09-08.11	GWT-119A	16100-28041
	ZRT272W	2000	3ZRFAE	EFI	11.09-	GWT-144A	16100-39466
	AZT251,AZT251W	2400	2AZFSE	D4	05.06-08.11	GWT-119A	16100-28041
bB	NCP30	1300	2NZFE	EFI	00.01-05.12		16100-29157

TOYOTA

CAR NAME	MODEL	C.C.	ENGINE	N.B	YEAR	GMB NO.	OEM NO.
bB	QNC20,QNC25	1300	K3VE	EFI	06.01-	GWT-100A	16100-B9010
	NCP31,NCP35	1500	1NZFE	EFI	00.01-05.12		16100-29157
	NCP34	1500	1NZFE	EFI	01.06-03.03		16100-29157
	QNC21	1500	3SZVE	EFI	06.01-	GWT-100A	16100-B9010
BELTA	KSP92	1000	1KRFE	EFI	05.11-12.06	GWT-142A	16100-80007
	NCP96	1300	2NZFE	EFI	05.11-12.06		16100-29157
	SCP92	1300	2SZFE	EFI	05.11-12.06	GWT-136A	16100-29117
BLADE	AZE154H,AZE156H	2400	2AZFE	EFI	06.12-12.04	GWT-157A	16100-0H050
	AZE154H,AZE156H	2400	2AZFE	EFI	09.12-12.04	GWT-119A	16100-28041
	GRE156H	3500	2GRFE	EFI	07.08-12.04		16100-39456
BREVIS	JCG15	2500	1JZFSE	D4	01.05-07.06		16100-49877
	JCG10,JCG15	2500	1JZFSE	D4	01.05-07.06	GWT-118A	16110-49148
	JCG10,JCG15	2500	1JZFSE	D4	01.05-07.06	GWT-118AH	16100-80009
	JCG15	2500	1JZFSE	D4	01.05-07.06	GWT-140A	16110-49156
	JCG11	3000	2JZFSE	D4	01.05-07.06	GWT-118A	16110-49148
	JCG11	3000	2JZFSE	D4	01.05-07.06	GWT-118AH	16100-80009
CALDINA	ET196V	1500	5EFE	EFI	92.11-02.06	GWT-117A	16110-19107
	ET196V	1500	5EFE	EFI	92.11-02.06	GWT-117AH	16100-19226
	ET196V	1500	5EFE	EFI	92.11-98.05	GWT-93A	16110-19106
	ZZT241W	1800	1ZZFE	EFI	02.09-07.06	GWT-133A	16100-29415
	ST190G	1800	4SFE	EFI	92.11-96.01	GWT-77A	16110-79026
	ST190G	1800	4SFE	EFI	92.11-96.01	GWT-77A*	16100-79186
	AT191G	1800	7AFE	EFI	96.01-97.08		16110-19176
	AT191G	1800	7AFE	EFI	96.01-97.08	GWT-86A	16110-19185
	AT191G	1800	7AFE	EFI	96.01-97.08	GWT-86AH	16100-19305
	AT211G	1800	7AFE	EFI	97.08-02.09		16110-19176
	AT211G	1800	7AFE	EFI	97.08-02.09	GWT-86A	16110-19185
	AT211G	1800	7AFE	EFI	97.08-02.09	GWT-86AH	16100-19305
	AZT241W,AZT246W	2000	1AZFSE	D4	02.09-07.06	GWT-119A	16100-28041
	ST246W	2000	3SGTE	TBO	02.09-07.06		16100-79226
	ST246W	2000	3SGTE	TBO	02.09-07.06	GWT-122A	16110-79135
	CT190G	2000	2C	DIE	92.11-96.01	GWT-94A	16100-64H07
	ST191G,ST195G	2000	3SFE	EFI	92.11-97.08	GWT-77A	16110-79026
	ST191G,ST195G	2000	3SFE	EFI	92.11-97.08	GWT-77A*	16100-79186
	CT196V,CT198V	2000	2C	DIE	92.11-98.05	GWT-94A	16100-64H07
	ST195G	2000	3SGE	EFI	95.02-97.08		16100-79226
	ST195G	2000	3SGE	EFI	95.02-97.08	GWT-122A	16110-79135
	CT190G	2000	2CT	DTB	96.01-97.08	GWT-94A	16100-64H07
	ST210G,ST215G	2000	3SFE	EFI	97.08-02.09	GWT-77A	16110-79026
	ST210G,ST215G	2000	3SFE	EFI	97.08-02.09	GWT-77A*	16100-79186
	ST215G	2000	3SGE	EFI	97.08-02.09		16100-79226
	ST215G	2000	3SGE	EFI	97.08-02.09	GWT-122A	16110-79135
	ST215W	2000	3SGTE	TBO	97.08-02.09		16100-79226
	ST215W	2000	3SGTE	TBO	97.08-02.09	GWT-122A	16110-79135
	ST198V	2000	3SFE	EFI	99.08-02.06	GWT-77A	16110-79026
	ST198V	2000	3SFE	EFI	99.08-02.06	GWT-77A*	16100-79186
	ST210G	2000	3SGE	EFI	99.12-02.09		16100-79226
	ST210G	2000	3SGE	EFI	99.12-02.09	GWT-122A	16110-79135
	CT216G	2200	3CTE	DTB	97.08-02.09	GWT-94A	16100-69435
CT197V,CT199V	2200	3CE	DIE	98.05-02.06	GWT-94A	16100-69435	
CAMI	J102E	1300	K3VT	TBO	00.05-01.12	GWD-57A	16100-B9150
	J102E,J122E	1300	K3VE	EFI	00.05-01.12	GWD-57A	16100-B9150

TOYOTA

CAR NAME	MODEL	C.C.	ENGINE	N.B	YEAR	GMB NO.	OEM NO.
CAMI	J102E	1300	K3VT	TBO	01.12-05.12	GWT-100A	16100-B9010
	J102E,J122E	1300	K3VE	EFI	01.12-05.12	GWT-100A	16100-B9010
	J100E	1300	HCEJ	EFI	99.05-00.05	GWD-35A	16100-B9250
CAMRY	SV20	1800	1SI	CI	86.08-88.08		16100-69077
	SV20	1800	1SI	CI	86.08-88.08	GWT-53A	16110-69037
	SV22	1800	4SFI	CI	88.08-90.07	GWT-77A	16110-79026
	SV22	1800	4SFI	CI	88.08-90.07	GWT-77A*	16100-79186
	SV30	1800	4SFE	EFI	90.07-94.06	GWT-77A	16110-79026
	SV30	1800	4SFE	EFI	90.07-94.06	GWT-77A*	16100-79186
	SV40	1800	4SFE	EFI	94.06-98.06	GWT-77A	16110-79026
	SV40	1800	4SFE	EFI	94.06-98.06	GWT-77A*	16100-79186
	CV20	2000	2CT	DTB	86.08-90.07	GWT-94A	16100-64H04
	SV21	2000	3SFE	EFI	86.08-90.07	GWT-77A	16110-79026
	SV21	2000	3SFE	EFI	86.08-90.07	GWT-77A*	16100-79186
	SV21	2000	3SGE	EFI	86.08-90.07		16100-79096
	SV21	2000	3SGE	EFI	86.08-90.07	GWT-67A	16110-79095
	VZV20	2000	1VZFE	EFI	87.04-90.07	GWT-71A	16100-69455
	SV25	2000	3SFE	EFI	87.10-90.07	GWT-77A	16110-79026
	SV25	2000	3SFE	EFI	87.10-90.07	GWT-77A*	16100-79186
	SV32,SV33	2000	3SGE	TWC	90.07-92.06		16100-79176
	SV32,SV33	2000	3SGE	TWC	90.07-92.06	GWT-107A	16110-79115
	VZV30,VZV31	2000	1VZFE	EFI	90.07-92.06	GWT-71A	16100-69455
	CV30	2000	2CT	DTB	90.07-94.06	GWT-94A	16100-64H07
	SV32,SV33,SV35	2000	3SFE	EFI	90.07-94.06	GWT-77A	16110-79026
	SV32,SV33,SV35	2000	3SFE	EFI	90.07-94.06	GWT-77A*	16100-79186
	SV41,SV42,SV43	2000	3SFE	EFI	94.06-98.06	GWT-77A	16110-79026
	SV41,SV42,SV43	2000	3SFE	EFI	94.06-98.06	GWT-77A*	16100-79186
	CV40	2200	3CT	DTB	94.06-98.06		16100-69377
	CV43	2200	3CT	DTB	95.01-98.06		16100-69377
	SXV20,SXV25	2200	5SFE	EFI	99.08-01.09	GWT-77A	16110-79026
	SXV20,SXV25	2200	5SFE	EFI	99.08-01.09	GWT-77A*	16100-79186
	ACV30,ACV35	2400	2AZFE	EFI	01.09-06.01	GWT-119A	16100-28041
	ACV40,ACV45	2400	2AZFE	EFI	06.01-11.08	GWT-119A	16100-28041
	ACV40,ACV45	2400	2AZFE	EFI	06.01-11.08	GWT-157A	16100-0H050
	AVV50	2500	2ARFXE	EFI	11.08-		16032-36050
AVV50	2500	2ARFXE	EFI	11.08-		161A0-39025	
VZV32,VZV33	2500	4VZFE	EFI	91.05-94.06	GWT-71A	16100-69455	
MCV21	2500	2MZFE	EFI	99.08-01.09	GWT-92A	16100-29085	
CAMRY GRACIA	SXV20W	2200	5SFE	EFI	96.12-01.09	GWT-77A	16110-79026
	SXV20W	2200	5SFE	EFI	96.12-01.09	GWT-77A*	16100-79186
	SXV20	2200	5SFE	EFI	96.12-99.08	GWT-77A	16110-79026
	SXV20	2200	5SFE	EFI	96.12-99.08	GWT-77A*	16100-79186
	SXV25W	2200	5SFE	EFI	97.06-01.09	GWT-77A	16110-79026
	SXV25W	2200	5SFE	EFI	97.06-01.09	GWT-77A*	16100-79186
	SXV25	2200	5SFE	EFI	98.08-99.08	GWT-77A	16110-79026
	SXV25	2200	5SFE	EFI	98.08-99.08	GWT-77A*	16100-79186
	MCV21W	2500	2MZFE	EFI	96.12-01.09	GWT-92A	16100-29085
	MCV21	2500	2MZFE	EFI	96.12-99.08	GWT-92A	16100-29085
	MCV25W	2500	2MZFE	EFI	97.06-01.09	GWT-92A	16100-29085
CAMRY/VISTA	TA41	1600	12T		80.01-82.02	GWT-31A	16110-28010
	TA41	1600	12T		80.01-82.02	GWT-31AF	16100-28020
	TA46	1800	13T		80.01-82.02	GWT-31A	16110-28010

TOYOTA

CAR NAME	MODEL	C.C.	ENGINE	N.B	YEAR	GMB NO.	OEM NO.
CAMRY/VISTA	TA46	1800	13T		80.01-82.02	GWT-31AF	16100-28020
	TA57	1800	3T		80.08-82.02	GWT-31AF	16100-28020
	RA56	2000	21R		80.08-82.02	GWT-41A	16100-39316
	RA55	2000	18R		80.08-82.08	GWT-27A	16120-34100
	RA55	2000	18R		80.08-82.08	GWT-27AFH	16100-39227
CAREN	ST206	2000	3S		94.02-94.12	GWT-122A	16110-79135
	ST206,ST207	2000	3S		94.02-94.12	GWT-77A	16110-79025
CARINA	TA10,TA15	1400	T		70.12-75.09	GWT-01A	16100-25012
	TA16	1400	T		75.11-79.08	GWT-01A	16100-25012
	ET176V	1500	3E	GAS	88.05-89.11		16100-19195
	AT170,AT170G	1500	5AF	GAS	88.05-90.05	GWT-78A	16110-19076
	AT170,AT170G	1500	5AF	GAS	88.05-90.05	GWT-78A*	16100-19205
	ET176V	1500	3E	GAS	88.05-92.11	GWT-117AH	16100-19226
	ET176V	1500	3E	GAS	88.05-92.11	GWT-93A	16110-19106
	AT170	1500	5AFE	EFI	90.05-92.08	GWT-78A	16110-19076
	AT170	1500	5AFE	EFI	90.05-92.08	GWT-78A*	16100-19205
	AT170G	1500	5AFE	EFI	90.05-92.11	GWT-78A	16110-19076
	AT170G	1500	5AFE	EFI	90.05-92.11	GWT-78A*	16100-19205
	AT192	1500	5AFE	EFI	92.08-96.08	GWT-83A	16110-19146
	AT192	1500	5AFE	EFI	92.08-96.08	GWT-83AH	16100-19355
	AT212	1500	5AFE	EFI	96.08-01.12	GWT-83A	16110-19146
	AT212	1500	5AFE	EFI	96.08-01.12	GWT-83AH	16100-09120
	TA12,TA17	1600	2T		70.12-75.09	GWT-01A	16100-25012
	TA12,TA17	1600	2T		71.04-75.09	GWT-46A	16100-88221
	TA14,TA18,TA30	1600	2T		75.10-77.07	GWT-01A	16100-25012
	TA19	1600	2T		75.12-79.08	GWT-01A	16100-25012
	TA31	1600	12T		76.03-77.01	GWT-01A	16100-25012
	TA31	1600	12T		77.01-77.07	GWT-31A	16110-28010
	TA31	1600	12T		77.01-77.07	GWT-31AF	16100-28020
	TA41	1600	12T		77.08-81.08	GWT-31A	16110-28010
	TA41	1600	12T		77.08-81.08	GWT-31AF	16100-28020
	TA40,TA45	1600	2T		77.08-81.08	GWT-45A	16100-88260
	TA49	1600	12T		79.08-81.08	GWT-31A	16110-28010
	TA49	1600	12T		79.08-81.08	GWT-31AF	16100-28020
	A67	1600	12T		81.09-83.08	GWT-31A	16110-28010
	A67	1600	12T		81.09-83.08	GWT-31AF	16100-28020
	AT171	1600	4AFE	EFI	88.05-90.05	GWT-78A	16110-19076
	AT171	1600	4AFE	EFI	88.05-90.05	GWT-78A*	16100-19205
	AT171	1600	4AGE	EFI	88.05-92.08	GWT-63A	16110-19165
	AT171	1600	4AGE	EFI	88.05-92.08	GWT-63A*	16100-19115
	AT175	1600	4AFE	EFI	88.08-92.08	GWT-78A	16110-19076
	AT175	1600	4AFE	EFI	88.08-92.08	GWT-78A*	16100-19205
	AT171	1600	4AFHE	EPS	90.05-92.08	GWT-78A	16110-19076
	AT171	1600	4AFHE	EPS	90.05-92.08	GWT-78A*	16100-19205
	AT190	1600	4AFE	EFI	92.08-96.08	GWT-83A	16110-19146
	AT190	1600	4AFE	EFI	92.08-96.08	GWT-83AH	16100-19355
	AT210	1600	4AGE	GAS	96.08-98.08	GWT-121A	16110-19195
	AT210	1600	4AGE	GAS	96.08-98.08	GWT-121A*	16100-19285
	AT210	1600	4AGE	EFI	98.08-01.12	GWT-121A	16110-19195
	AT210	1600	4AGE	EFI	98.08-01.12	GWT-121A*	16100-19285
	RA16	1800	16R		75.10-77.02	GWT-27A	16120-34100
	RA10,RA16	1800	16R		75.10-77.02	GWT-27AFH	16100-39236

TOYOTA

CAR NAME	MODEL	C.C.	ENGINE	N.B	YEAR	GMB NO.	OEM NO.	
CARINA	TA32	1800	3T		77.03-77.07	GWT-31A	16110-28010	
	TA32	1800	3T		77.03-77.07	GWT-31AF	16100-28020	
	TA47	1800	3T		77.08-81.08	GWT-31A	16110-28010	
	TA42,TA47	1800	3T		77.08-81.08	GWT-31AF	16100-28020	
	ST170,ST170G	1800	4SFI	CI	88.05-90.05	GWT-77A	16110-79026	
	ST170,ST170G	1800	4SFI	CI	88.05-90.05	GWT-77A*	16100-79186	
	ST170	1800	4SFE	EFI	90.05-92.08	GWT-77A	16110-79026	
	ST170	1800	4SFE	EFI	90.05-92.08	GWT-77A*	16100-79186	
	ST170G	1800	4SFE	EFI	90.05-92.11	GWT-77A	16110-79026	
	ST170G	1800	4SFE	EFI	90.05-92.11	GWT-77A*	16100-79186	
	ST190	1800	4SFE	EFI	92.08-94.08	GWT-77A	16110-79026	
	ST190	1800	4SFE	EFI	92.08-94.08	GWT-77A*	16100-79186	
	AT191	1800	7AFE	EFI	94.08-96.08		16110-19176	
	AT191	1800	7AFE	EFI	94.08-96.08	GWT-86A	16110-19185	
	AT191	1800	7AFE	EFI	94.08-96.08	GWT-86AH	16100-19305	
	AT211	1800	7AFE	EFI	96.08-01.12		16110-19176	
	AT211	1800	7AFE	EFI	96.08-01.12	GWT-86A	16110-19185	
	AT211	1800	7AFE	EFI	96.08-01.12	GWT-86AH	16100-19305	
	RA11	2000	18R		74.01-75.08	GWT-44A	16120-33010	
	RA11	2000	18R		74.01-75.09	GWT-26AF*	16100-39205	
	RA15	2000	18R		74.01-75.09	GWT-26AF*	16100-39165	
	RA15	2000	18R		74.01-75.09	GWT-44A	16120-34090	
	RA13	2000	19R		74.12-75.08	GWT-26AF	(16100-39135)	
	RA13	2000	19R		74.12-75.09	GWT-44A	16120-34090	
	RA17	2000	18R		75.10-77.01	GWT-27A	16120-34100	
	RA17	2000	18R		75.10-77.01	GWT-27AFH	16100-39227	
	RA31	2000	19R		76.05-77.07	GWT-27A	16120-34100	
	RA31	2000	19R		76.05-77.07	GWT-27AFH	16100-39236	
	RA30	2000	18R		77.01-77.07	GWT-27A	16120-34100	
	RA30	2000	18R		77.01-77.07	GWT-27AFH	16100-39227	
	RA40	2000	18R		77.08-78.08	GWT-27A	16120-34100	
	RA40	2000	18R		77.08-78.08	GWT-27AFH	16100-39227	
	RA45	2000	18R		78.08-81.08	GWT-27A	16120-34100	
	RA45	2000	18R		78.08-81.08	GWT-27AFH	16100-39227	
	RA46	2000	21R		78.08-81.08	GWT-41A	16100-39316	
	RA63	2000	18R		81.09-82.10	GWT-27A	16120-34100	
	RA63	2000	18R		81.09-82.10	GWT-27AFH	16100-39227	
	CT170	2000	2C	DIE	88.05-92.08	GWT-94A	16100-64H07	
	CT176V	2000	2C	DIE	88.05-92.11	GWT-94A	16100-64H05	
	CT170G	2000	2C	DIE	90.05-92.11	GWT-94A	16100-64H07	
	CT190,CT195	2000	2C	DIE	92.08-96.08	GWT-94A	16100-64H07	
	ST195	2000	3SFE	EFI	92.08-96.08	GWT-77A	16110-79026	
	ST195	2000	3SFE	EFI	92.08-96.08	GWT-77A*	16100-79186	
	ST215	2000	3SFE	EFI	96.08-01.12	GWT-77A	16110-79026	
	ST215	2000	3SFE	EFI	96.08-01.12	GWT-77A*	16100-79186	
	CT210,CT215	2000	2CT	DTB	96.08-98.08	GWT-94A	16100-64H06	
	CT211,CT216	2200	3CTE	DTB	98.08-01.12	GWT-94A	16100-64H06	
	CARINA ED	ST160	1800	1SELU	EFI	85.08-87.08		16100-69077
		ST160	1800	1SELU	EFI	85.08-87.08	GWT-53A	16110-69037
		ST160	1800	1SILU	CI	85.08-88.05		16100-69077
ST160		1800	1SILU	CI	85.08-88.05	GWT-53A	16110-69037	
ST163		1800	4SFI	CI	88.05-89.08	GWT-77A	16110-79026	

TOYOTA

CAR NAME	MODEL	C.C.	ENGINE	N.B	YEAR	GMB NO.	OEM NO.	
CARINA ED	ST163	1800	4SFI	CI	88.05-89.08	GWT-77A*	16100-79186	
	ST180,ST181	1800	4SFI	CI	89.09-90.08		16100-79136	
	ST180,ST181	1800	4SFI	CI	89.09-90.08	GWT-77A	16110-79026	
	ST180,ST181	1800	4SFI	CI	89.09-90.08	GWT-77A*	16100-79186	
	ST180,ST181	1800	4SFE	EFI	90.08-93.09	GWT-77A	16110-79026	
	ST180,ST181	1800	4SFE	EFI	90.08-93.09	GWT-77A*	16100-79186	
	ST201	1800	4SFE	EFI	93.09-94.10	GWT-77A	16110-79026	
	ST201	1800	4SFE	EFI	93.09-94.10	GWT-77A*	16100-79186	
	ST200	1800	4SFE	EFI	93.09-98.04	GWT-77A	16110-79026	
	ST200	1800	4SFE	EFI	93.09-98.04	GWT-77A*	16100-79186	
	ST162	2000	3SGELU	TWC	85.08-89.08		16100-79096	
	ST162	2000	3SGELU	TWC	85.08-89.08	GWT-67A	16110-79095	
	ST162	2000	3SFE	EFI	87.08-89.08	GWT-77A	16110-79026	
	ST162	2000	3SFE	EFI	87.08-89.08	GWT-77A*	16100-79186	
	ST182,ST183	2000	3SFE	EFI	89.09-93.09		16100-79136	
	ST182,ST183	2000	3SFE	EFI	89.09-93.09	GWT-77A	16110-79026	
	ST182,ST183	2000	3SFE	EFI	89.09-93.09	GWT-77A*	16100-79186	
	ST182,ST183	2000	3SGE	TWC	89.09-93.09		16100-79176	
	ST182,ST183	2000	3SGE	TWC	89.09-93.09	GWT-107A	16110-79115	
	ST203	2000	3SFE	EFI	93.09-97.12	GWT-77A	16110-79026	
	ST203	2000	3SFE	EFI	93.09-97.12	GWT-77A*	16100-79186	
	ST202	2000	3SFE	EFI	93.09-98.04	GWT-77A	16110-79026	
	ST202	2000	3SFE	EFI	93.09-98.04	GWT-77A*	16100-79186	
	ST202	2000	3SGE	TWC	93.09-98.04		16100-79226	
	ST202	2000	3SGE	TWC	93.09-98.04	GWT-122A	16110-79135	
	ST205	2000	3SGE	TWC	94.05-98.04		16100-79226	
	ST205	2000	3SGE	TWC	94.05-98.04	GWT-122A	16110-79135	
	CELICA	TA20	1400	T		70.12-75.09	GWT-01A	16100-25012
		TA22,TA27	1600	2T		70.12-75.09	GWT-01A	16100-25012
		TA22,TA27	1600	2T		70.12-75.09	GWT-46A	16100-88221
		TA23,TA28,TA35	1600	2T		75.10-77.07	GWT-01A	16100-25012
		TA41	1600	12T		77.08-81.06	GWT-31A	16110-28010
TA41		1600	12T		77.08-81.06	GWT-31AF	16100-28020	
TA40,TA45,TA55		1600	2T		77.08-81.06	GWT-45A	16110-88260	
TA61		1600	2T		81.07-83.08	GWT-45A	16110-88260	
AA63		1600	4A		83.08-85.07	GWT-62A	16110-16010	
AT160		1600	4AGELU	EFI	85.08-87.08	GWT-63A	16110-19165	
AT160		1600	4AGELU	EFI	85.08-87.08	GWT-63A*	16100-19115	
TA47		1800	3T		77.08-81.06	GWT-31A	16110-28010	
TA42,TA47		1800	3T		77.08-81.06	GWT-31AF	16100-28020	
TA46		1800	13T		77.11-81.06	GWT-31A	16110-28010	
TA46		1800	13T		77.11-81.06	GWT-31AF	16100-28020	
TA63		1800	3T		81.07-83.08	GWT-31A	16110-28010	
TA63		1800	3T		81.07-83.08	GWT-31AF	16100-28020	
SA60		1800	1S		81.07-85.07	GWT-23A	16110-39035	
TA63		1800	3T		82.10-85.07		16100-88280	
TA64		1800	4T		82.10-85.07		16100-88280	
ST160		1800	1SILU	CI	85.08-88.05		16100-69077	
ST160		1800	1SILU	CI	85.08-88.05	GWT-53A	16110-69037	
ST163		1800	4SFI	CI	88.05-89.08	GWT-77A	16110-79026	
ST163		1800	4SFI	CI	88.05-89.08	GWT-77A*	16100-79186	
ZZT230		1800	1ZZFE	EFI	99.08-06.04	GWT-133A	16100-29415	

TOYOTA

CAR NAME	MODEL	C.C.	ENGINE	N.B	YEAR	GMB NO.	OEM NO.
CELICA	ZZT231	1800	2ZZGE	EFI	99.08-06.04	GWT-124A	16100-29146
	RA21,RA25	2000	18R		73.04-75.09	GWT-26AF*	16100-39165
	RA25	2000	18R		73.04-75.09	GWT-44A	16120-33010
	RA35	2000	18R		75.10-77.07	GWT-27A	16120-34100
	RA23,RA28,RA35	2000	18R		75.10-77.07	GWT-27AFH	16100-39236
	RA40	2000	18R		77.08-78.08	GWT-27A	16120-34100
	RA40	2000	18R		77.08-78.08	GWT-27AFH	16100-39227
	MA45	2000	M		78.04-79.08	GWT-28A	16100-49506
	RA55	2000	18R		78.08-81.06	GWT-27A	16120-34100
	RA45,RA55	2000	18R		78.08-81.06	GWT-27AFH	16100-39227
	MA45,MA55	2000	M		79.08-81.06	GWT-55A	16100-49595
	RA46	2000	21R		80.08-81.08	GWT-41A	16100-39316
	RA63	2000	18R		81.07-82.08	GWT-27A	16120-34100
	RA63	2000	18R		81.07-82.08	GWT-27AFH	16100-39227
	GA61	2000	1G		81.07-85.12	GWT-66A	16100-79015
	ST162	2000	3SGELU	EFI	85.08-89.08		16100-79096
	ST162	2000	3SGELU	EFI	85.08-89.08	GWT-67A	16110-79095
	ST165	2000	3SGTE	TBO	86.10-89.08		16100-79106
	ST162	2000	3SFE	EFI	87.08-89.08	GWT-77A	16110-79026
	ST162	2000	3SFE	EFI	87.08-89.08	GWT-77A*	16100-79186
	ST162C	2000	3SFE	EFI	87.10-89.08	GWT-77A	16110-79026
	ST162C	2000	3SFE	EFI	87.10-89.08	GWT-77A*	16100-79186
	ST165	2000	3SGTE	TBO	87.10-89.08	GWT-107A	16110-79115
	ST182,ST183	2000	3SFE	EFI	89.09-93.09		16100-79136
	ST182,ST183	2000	3SFE	EFI	89.09-93.09	GWT-77A	16110-79026
	ST182,ST183	2000	3SFE	EFI	89.09-93.09	GWT-77A*	16100-79186
	ST182,ST183	2000	3SGE	TWC	89.09-93.09		16100-79176
	ST182,ST183	2000	3SGE	TWC	89.09-93.09	GWT-107A	16110-79115
	ST185	2000	3SGTE	TBO	89.10-91.08		16100-79127
	ST185	2000	3SGTE	TBO	89.10-91.08	GWT-107A	16110-79115
	ST185H	2000	3SGTE	TBO	90.08-93.09		16100-79127
	ST185H	2000	3SGTE	TBO	90.08-93.09	GWT-107A	16110-79115
	ST183C	2000	3SGE	TWC	90.09-93.09		16100-79176
	ST183C	2000	3SGE	TWC	90.09-93.09	GWT-107A	16110-79115
	ST203	2000	3SFE	EFI	93.09-97.12	GWT-77A	16110-79026
	ST203	2000	3SFE	EFI	93.09-97.12	GWT-77A*	16100-79186
	ST202	2000	3SFE	EFI	93.09-99.08	GWT-77A	16110-79026
	ST202	2000	3SFE	EFI	93.09-99.08	GWT-77A*	16100-79186
	ST202	2000	3SGE	TWC	93.09-99.08		16100-79226
	ST202	2000	3SGE	TWC	93.09-99.08	GWT-122A	16110-79135
	ST205	2000	3SGTE	TBO	94.02-99.08		16100-79236
	ST205	2000	3SGTE	TBO	94.02-99.08	GWT-107A	16110-79125
	ST202C	2000	3SGE	TWC	94.08-99.05		16100-79226
	ST202C	2000	3SGE	TWC	94.08-99.05	GWT-122A	16110-79135
	MA46	2600	4M		78.04-79.08	GWT-28A	16100-49506
	MA46	2600	4M		79.08-80.08	GWT-55A	16100-49595
	MA56	2800	5M		80.08-81.06	GWT-55A	16100-49595
MA61	2800	5M		81.07-85.12	GWT-52A	16100-49655	
CELSIOR	UCF10,UCF11	4000	1UZFE	HTC	89.11-94.10	GWT-84A	16100-50023
	UCF20,UCF21	4000	1UZFE	HTC	94.10-97.07	GWT-84A	16100-50023
	UCF20,UCF21	4000	1UZFE	HTC	97.07-98.08		16100-59276
	UCF20,UCF21	4000	1UZFE	EFI	98.08-00.08		16100-59276

TOYOTA

CAR NAME	MODEL	C.C.	ENGINE	N.B	YEAR	GMB NO.	OEM NO.
CELSIOR	UCF30,UCF31	4300	3UZFE	EFI	00.08-06.06		16100-59276
CENTURY	VG40	4000	5VEU	EFI	82.10-97.01		16100-52020
	VG45	4000	5VEU	EFI	90.09-97.01		16100-52020
	GZG50	5000	1GZFE	CNG	03.01-05.01		16100-39386
	GZG50	5000	1GZFE	EFI	97.04-		16100-39386
CHASER	TX30	1800	3T		77.07-80.08	GWT-31A	16110-28010
	TX30	1800	3T		77.07-80.08	GWT-31AF	16100-28020
	TX40	1800	13T		77.07-80.08	GWT-31A	16110-28010
	TX40	1800	13T		77.07-80.08	GWT-31AF	16100-28020
	TX60	1800	13T		80.09-82.08	GWT-31A	16110-28010
	TX60	1800	13T		80.09-82.08	GWT-31AF	16100-28020
	SX60	1800	1S		82.08-88.08	GWT-53A	16110-69035
	SX80,SX80Y	1800	4SFI	CI	88.08-90.08	GWT-77A	16110-79026
	SX80,SX80Y	1800	4SFI	CI	88.08-90.08	GWT-77A*	16100-79186
	SX80,SX80Y	1800	4SFE	HTC	90.08-92.10	GWT-77A	16110-79026
	SX80,SX80Y	1800	4SFE	HTC	90.08-92.10	GWT-77A*	16100-79186
	SX90	1800	4SFE	EFI	92.10-96.09	GWT-77A	16110-79026
	SX90	1800	4SFE	EFI	92.10-96.09	GWT-77A*	16100-79186
	SX100	1800	4SFE	EFI	97.04-01.06	GWT-77A	16110-79026
	SX100	1800	4SFE	EFI	97.04-01.06	GWT-77A*	16100-79186
	RX31	2000	18R		77.07-78.08	GWT-27A	16120-34100
	RX30,RX31	2000	18R		77.07-78.08	GWT-27AFH	16100-39236
	MX30,MX40,MX41	2000	M		77.07-79.08	GWT-28A	16100-49506
	RX40,RX41	2000	21R		78.08-80.08	GWT-41A	16100-39316
	MX40,MX41	2000	M		79.08-80.08	GWT-55A	16100-49595
	RX60	2000	21R		80.09-82.08	GWT-41A	16100-39316
	RX63	2000	18R		80.09-82.08	GWT-27A	16120-34100
	RX63	2000	18R		80.09-82.08	GWT-27AFH	16100-39227
	GX60,GX61	2000	1G		80.09-88.08	GWT-66A	16100-79015
	MX61	2000	M		81.10-84.07	GWT-55A	16100-49725
	GX61	2000	1G		82.08-92.10	GWT-70A	16100-79025
	GX81	2000	1GGTE	TWT	88.08-90.08		16100-79065
	GX81	2000	1GGZE	SPC	88.08-90.08		16100-79055
	GX81	2000	1GFTE	HTC	88.08-92.10	GWT-111A	16100-79117
	GX81	2000	1GGE	TWC	88.08-92.10	GWT-70A	16100-79025
	YX80Y	2000	3YP	LPG	88.08-92.10	GWT-114A	16100-79037
	GX90	2000	1GFTE	EFI	92.10-96.09	GWT-111A	16100-79117
	GX100	2000	1GFTE	EFI	96.09-01.06	GWT-111A	16100-79285
	GX105	2000	1GFTE	EFI	98.08-01.06	GWT-111A	16100-79285
	LX80,LX80Y	2400	2L	DIE	88.08-92.10	GWT-79A	16100-59257
	LX80,LX80Y	2400	2LT	DTB	88.08-92.10	GWT-79A	16100-59257
	LX90	2400	2LTE	DTB	92.10-96.09	GWT-79A	16100-59257
	LX100	2400	2LTE	DTB	96.09-99.08	GWT-79A	16100-59257
	JZX81	2500	1JZGE	TWC	90.08-92.10	GWT-120A	16110-49097
	JZX81	2500	1JZGE	TWC	90.08-92.10	GWT-120AH	16100-49838
	JZX81	2500	1JZGTE	TWT	90.08-92.10		16090-49017
	JZX81	2500	1JZGTE	TWT	90.08-92.10		16110-46011
JZX90	2500	1JZGE	EFI	92.10-96.09	GWT-120A	16110-49097	
JZX90	2500	1JZGE	EFI	92.10-96.09	GWT-120AH	16100-49838	
JZX90	2500	1JZGTE	TBO	92.10-96.09		16090-49017	
JZX90	2500	1JZGTE	TBO	92.10-96.09		16110-46011	
JZX93	2500	1JZGE	EFI	93.10-96.09	GWT-120A	16110-49097	

TOYOTA

CAR NAME	MODEL	C.C.	ENGINE	N.B	YEAR	GMB NO.	OEM NO.	
CHASER	JZX93	2500	1JZGE	EFI	93.10-96.09	GWT-120AH	16100-49838	
	JZX100	2500	1JZGTE	TBO	96.09-01.06		16100-49856	
	JZX100	2500	1JZGTE	TBO	96.09-01.06		16110-49135	
	JZX100,JZX105	2500	1JZGE	EFI	96.09-01.06	GWT-118A	16110-49148	
	JZX100,JZX105	2500	1JZGE	EFI	96.09-01.06	GWT-118AH	16100-80009	
	MX83	3000	7MGE	TWC	89.08-92.10	GWT-82A	16100-49805	
	JZX91	3000	2JZGE	EFI	92.10-96.09	GWT-120AH	16100-49838	
	JZX101	3000	2JZGE	EFI	96.09-01.06	GWT-120AH	16100-49838	
	JZX101	3000	2JZGE	EFI	98.08-01.06	GWT-118A	16110-49148	
	JZX101	3000	2JZGE	EFI	98.08-01.06	GWT-118AH	16100-80009	
	COASTER	RB20	2400	22R	GAS	82.05-90.01		16100-39336
		RB20	2400	22R	GAS	82.05-90.01	GWT-41A	16100-39317
		RB20	2400	22R	GAS	82.05-93.01		16100-39356
RB26V		2400	22R	GAS	84.08-88.08		16100-39356	
BB20,BB30		3400	3B	DIE	82.05-83.02	GWT-108A	16100-59105	
BB21,BB31		3400	3B	DIE	83.02-90.01	GWT-108A	16100-59105	
BB21,BB31		3400	3B	DIE	83.02-93.01	GWT-112A	16100-59187	
BB36V		3400	3B	DIE	84.08-88.08	GWT-108A	16100-59105	
BB26V		3400	3B	DIE	84.08-90.01	GWT-108A	16100-59105	
BB26V		3400	3B	DIE	84.08-93.01	GWT-112A	16100-59187	
BB40,BB46V		3400	3B	DIE	93.01-99.07	GWT-112A	16100-59187	
BB23,BB24		3700	14B	DIE	88.08-93.01	GWT-112A	16100-59187	
HB30		4000	2H	DIE	82.05-90.01	GWT-65A*	16100-69037	
HB36V		4000	2H	DIE	84.08-90.01	GWT-65A*	16100-69037	
HB31		4000	12HT	DTB	85.10-90.01	GWT-65A*	16100-69037	
HB32		4000	12HT	DTB	88.08-90.01	GWT-65A*	16100-69037	
BZB40,BZB50		4100	1BZFPE	LPG	02.03-	GWT-112A	16100-59187	
XZB40,XZB50		4100	N04CTB	DTB	04.08-		16100-78170	
XZB50,XZB51		4100	N04CTC	DTB	04.08-07.08		16100-78170	
XZB46V,XZB56V		4100	N04CTB	DTB	04.08-07.08		16100-78170	
XZB50,XZB51		4100	N04CTG	DTB	05.12-		16100-78170	
XZB51		4100	N04CUB	DTB	07.08-		16100-78170	
XZB40,XZB46V,XZB50		4100	N04CTK	DTB	07.08-		16100-78170	
XZB51,XZB56V		4100	N04CTK	DTB	07.08-		16100-78170	
BB55		4100	15BF	DIE	95.12-97.05	GWT-112A	16100-59187	
BB58		4100	15BF	DIE	97.05-99.07	GWT-112A	16100-59187	
BB58		4100	15BFTE	DTB	99.07-04.08		16100-59295	
HDB20,HDB30,HDB31		4200	1HDT	DTB	90.01-93.01	GWT-91A	16100-19235	
HZB30,HZB31,HZB36V		4200	1HZ	DIE	90.01-93.01	GWT-91A	16100-19235	
HZB40,HZB41,HZB50		4200	1HZ	DIE	93.01-04.08	GWT-91A	16100-19235	
HZB56V		4200	1HZ	DIE	93.01-04.08	GWT-91A	16100-19235	
HDB50,HDB51		4200	1HDT	DTB	93.01-95.05	GWT-91A	16100-19235	
HDB50,HDB51		4200	1HDFTE	DTB	95.05-99.07	GWT-91A	16100-19235	
HDB50,HDB51		4200	1HDFTE	DTB	99.07-04.08		16100-19325	
HDB50,HDB51		4200	1HDFTE	DTB	99.07-04.08	GWT-91A	16100-19235	
HZB46V		4200	1HZ	DIE	99.07-04.08	GWT-91A	16100-19235	
HZB40,HZB41,HZB46V		4200	1HZ	DIE	99.07-04.08		16100-19325	
HZB50,HZB56V		4200	1HZ	DIE	99.07-04.08		16100-19325	
COASTER R		RX4JFET	5300	J05CTG	DTB	01.07-05.03		16100-E0200
		RX4JFAT	5300	J05C	DIE	96.05-99.05		16100-E0200
		RX4JFAT	5300	J05CTI	DTB	96.05-99.05		16100-E0200
	RX4JFET	5300	J05C	DIE	99.05-05.03		16100-E0200	

TOYOTA

CAR NAME	MODEL	C.C.	ENGINE	N.B	YEAR	GMB NO.	OEM NO.
COASTER R	RX4JFET	5300	J05CTI	DTB	99.05-05.03		16100-E0200
CONFORT	SXS11Y	1800	4SFE	EFI	96.04-01.08	GWT-77A	16110-79026
	SXS11Y	1800	4SFE	EFI	96.04-01.08	GWT-77A*	16100-79186
	SXS13Y	2000	3SFE	EFI	01.08-07.07	GWT-77A	16110-79026
	SXS13Y	2000	3SFE	EFI	01.08-07.07	GWT-77A*	16100-79186
	TSS13Y	2000	1TRFE	EFI	07.09-	GWT-131A	16100-79445
	TSS11,TSS11Y	2000	1TRFPE	LPG	08.08-	GWT-131A	16100-79445
	YXS11	2000	3YPE	LPG	95.12-08.08	GWT-114A	16100-79037
	YXS11Y	2000	3YPE	LPG	96.04-08.08	GWT-114A	16100-79037
	LXS11	2400	2LTE	DTB	95.12-99.08	GWT-79A	16100-59257
LXS11Y	2400	2LTE	DTB	96.04-99.08	GWT-79A	16100-59257	
COROLLA	NZE120	1300	2NZFE	EFI	00.08-06.10		16100-29157
	AE80	1300	2ALU	GAS	83.05-85.05	GWT-58A	16110-19047
	AE80	1300	2ALU	GAS	83.05-85.05	GWT-58A*	16100-19106
	EE80	1300	2ELU	GAS	85.05-87.04		16100-19195
	EE80	1300	2ELU	GAS	85.05-87.04	GWT-68A*	16100-19135
	EE80	1300	2ELU	GAS	85.05-87.04	GWT-93A	16110-19106
	EE90	1300	2E	GAS	87.05-89.05		16100-19195
	EE90	1300	2E	GAS	87.05-91.06	GWT-93A	16110-19106
	EE96V,EE97G	1300	2E	GAS	87.08-89.08		16100-19195
	EE96V	1300	2E	GAS	87.08-91.09	GWT-117AH	16100-19226
	EE96V,EE97G	1300	2E	GAS	87.08-91.09	GWT-93A	16110-19106
	EE90	1300	2E	GAS	89.05-91.06	GWT-117AH	16100-19226
	EE97G	1300	2E	GAS	89.08-91.09	GWT-117AH	16100-19226
	EE101	1300	4EFE	EFI	91.06-95.05	GWT-117AH	16100-19226
	EE101	1300	4EFE	EFI	91.06-95.05	GWT-93A	16110-19106
	EE106V	1300	2E	GAS	91.09-94.01	GWT-117AH	16100-19226
	EE106V	1300	2E	GAS	91.09-94.01	GWT-93A	16110-19106
	EE102V	1300	4EFE	EFI	94.01-02.06	GWT-117A	16110-19107
	EE102V	1300	4EFE	EFI	94.01-02.06	GWT-117AH	16100-19226
	EE102V	1300	4EFE	EFI	94.01-98.04	GWT-93A	16110-19106
	EE111	1300	4EFE	EFI	95.05-00.08	GWT-117A	16110-19107
	EE111	1300	4EFE	EFI	95.05-00.08	GWT-117AH	16100-19226
	EE111	1300	4EFE	EFI	95.05-98.04	GWT-93A	16110-19106
	NZE121,NZE124	1500	1NZFE	EFI	00.08-06.10		16100-29157
	AE81	1500	3ALU	GAS	83.05-87.04	GWT-58A	16110-19047
	AE81	1500	3ALU	GAS	83.05-87.04	GWT-58A*	16100-19106
	AE91	1500	5AF	GAS	87.05-89.05	GWT-78A	16110-19076
	AE91	1500	5AF	GAS	87.05-89.05	GWT-78A*	16100-19205
	AE91G	1500	5AF	GAS	87.08-89.08	GWT-78A	16110-19076
	AE91G	1500	5AF	GAS	87.08-89.08	GWT-78A*	16100-19205
	EE98V	1500	3E	GAS	87.08-89.08		16100-19195
	EE98V	1500	3E	GAS	87.08-91.09	GWT-93A	16110-19106
	AE91	1500	5AFE	EFI	88.05-91.06	GWT-78A	16110-19076
	AE91	1500	5AFE	EFI	88.05-91.06	GWT-78A*	16100-19205
	AE91	1500	5AFHE	EF5	89.05-91.06	GWT-78A	16110-19076
	AE91	1500	5AFHE	EF5	89.05-91.06	GWT-78A*	16100-19205
	AE91G	1500	5AFE	EFI	89.08-91.09	GWT-78A	16110-19076
	AE91G	1500	5AFE	EFI	89.08-91.09	GWT-78A*	16100-19205
	EE98V	1500	3E	GAS	89.08-91.09	GWT-117AH	16100-19226
	AE100	1500	5AFE	EFI	91.06-95.05	GWT-83A	16110-19146
	AE100	1500	5AFE	EFI	91.06-95.05	GWT-83AH	16100-19355

TOYOTA

CAR NAME	MODEL	C.C.	ENGINE	N.B	YEAR	GMB NO.	OEM NO.
COROLLA	AE100G	1500	5AFE	EFI	91.09-00.08	GWT-83A	16110-19146
	AE100G	1500	5AFE	EFI	91.09-00.08	GWT-83AH	16100-09120
	EE107V,EE108G	1500	3E	GAS	91.09-94.01	GWT-117AH	16100-19226
	EE107V,EE108G	1500	3E	GAS	91.09-94.01	GWT-93A	16110-19106
	EE103V,EE104G	1500	5EFE	EFI	94.01-02.06	GWT-117A	16110-19107
	EE103V,EE104G	1500	5EFE	EFI	94.01-02.06	GWT-117AH	16100-19226
	EE103V,EE104G	1500	5EFE	EFI	94.01-98.04	GWT-93A	16110-19106
	AE110	1500	5AFE	EFI	95.05-00.08	GWT-83A	16110-19146
	AE110	1500	5AFE	EFI	95.05-00.08	GWT-83AH	16100-09120
	AE82	1600	4AELU	EFI	83.05-87.04	GWT-58A	16110-19047
	AE82	1600	4AELU	EFI	83.05-87.04	GWT-58A*	16100-19106
	AE82	1600	4AGELU	EFI	84.10-87.04	GWT-63A	16110-19165
	AE82	1600	4AGELU	EFI	84.10-87.04	GWT-63A*	16100-19115
	AE92	1600	4AGE	EFI	87.05-91.06	GWT-63A	16110-19165
	AE92	1600	4AGE	EFI	87.05-91.06	GWT-63A*	16100-19115
	AE95	1600	4AF	GAS	87.10-89.05	GWT-78A	16110-19076
	AE95	1600	4AF	GAS	87.10-89.05	GWT-78A*	16100-19205
	AE95	1600	4AFE	EFI	89.05-91.06	GWT-78A	16110-19076
	AE95	1600	4AFE	EFI	89.05-91.06	GWT-78A*	16100-19205
	AE101	1600	4AFE	EFI	91.06-95.05	GWT-83A	16110-19146
	AE101	1600	4AFE	EFI	91.06-95.05	GWT-83AH	16100-19355
	AE101	1600	4AGE	EFI	91.06-95.05		16100-19245
	AE101	1600	4AGE	EFI	91.06-95.05	GWT-129A	16110-19125
	AE104	1600	4AFE	EFI	91.09-95.05	GWT-83A	16110-19146
	AE104	1600	4AFE	EFI	91.09-95.05	GWT-83AH	16100-19355
	AE104G,AE114	1600	4AFE	EFI	95.05-00.08	GWT-83A	16110-19146
	AE104G,AE114	1600	4AFE	EFI	95.05-00.08	GWT-83AH	16100-09120
	AE111	1600	4AFE	EFI	95.05-97.04	GWT-83A	16110-19146
	AE111	1600	4AFE	EFI	95.05-97.04	GWT-83AH	16100-19355
	AE101G	1600	4AGE	EFI	96.05-00.08	GWT-121A	16110-19195
	AE101G	1600	4AGE	EFI	96.05-00.08	GWT-121A*	16100-19285
	AE109V	1600	4AFE	EFI	96.05-02.06	GWT-83A	16110-19146
	AE109V	1600	4AFE	EFI	96.05-02.06	GWT-83AH	16100-09120
	AE111	1600	4AGE	EFI	97.04-00.08	GWT-121A	16110-19195
	AE111	1600	4AGE	EFI	97.04-00.08	GWT-121A*	16100-19285
	ZZE122,ZZE124	1800	1ZZFE	EFI	00.08-06.10	GWT-133A	16100-29415
	CE80	1800	1CL	DIE	83.05-87.04	GWT-94A	16100-64H04
	CE90	1800	1C	DIE	87.05-91.06	GWT-94A	16100-64H05
	CE96V,CE97G	1800	1C	DIE	87.08-91.09	GWT-94A	16100-64H05
	CE95	2000	2C	DIE	89.10-91.06	GWT-94A	16100-64H05
	CE100	2000	2C	DIE	91.06-95.05	GWT-94A	16100-64H07
	CE104	2000	2C	DIE	91.09-95.05	GWT-94A	16100-64H07
	CE106V,CE108G,CE109V	2000	2C	DIE	91.09-98.04	GWT-94A	16100-64H07
	CE100G,CE110,CE114	2000	2C	DIE	95.05-98.04	GWT-94A	16100-64H07
	CE121	2200	3CE	DIE	00.08-04.04	GWT-94A	16100-69435
CE101G,CE113,CE116	2200	3CE	DIE	98.04-00.08	GWT-94A	16100-69435	
CE102G,CE105V,CE107V	2200	3CE	DIE	98.04-02.06	GWT-94A	16100-69435	
COROLLA II	EL30	1300	2E	GAS	86.05-90.09		16100-19195
	EL30	1300	2E	GAS	86.05-90.09	GWT-93A	16110-19106
	EL41	1300	4EFE	EFI	90.09-94.09	GWT-117AH	16100-19226
	EL41	1300	4EFE	EFI	90.09-94.09	GWT-93A	16110-19106
	EL51	1300	4EFE	EFI	94.09-99.07	GWT-117A	16110-19107

TOYOTA

CAR NAME	MODEL	C.C.	ENGINE	N.B	YEAR	GMB NO.	OEM NO.
COROLLA II	EL51	1300	4EFE	EFI	94.09-99.07	GWT-117AH	16100-19226
	EL51	1300	4EFE	EFI	94.09-99.07	GWT-93A	16110-19106
	EL31	1500	3E	GAS	86.05-90.09		16100-19195
	EL31	1500	3E	GAS	86.05-90.09	GWT-93A	16110-19106
	NL30	1500	1NT	DTB	86.05-90.09	GWT-113A	16100-59235
	EL31	1500	3ETE	TBO	86.09-88.05	GWT-93A	16110-19106
	EL31	1500	3ETE	TBO	86.09-90.09	GWT-117AH	16100-19226
	EL31	1500	3EE	EFI	88.05-90.09	GWT-117AH	16100-19226
	EL43	1500	5EFHE	EF5	90.09-94.09	GWT-117AH	16100-19226
	EL43	1500	5EFHE	EF5	90.09-94.09	GWT-93A	16110-19106
	EL43,EL45	1500	5EFE	EFI	90.09-94.09	GWT-117AH	16100-19226
	EL43,EL45	1500	5EFE	EFI	90.09-94.09	GWT-93A	16110-19106
	NL40	1500	1NT	DTB	90.09-94.09	GWT-113A	16100-59235
	EL53,EL55	1500	5EFE	EFI	94.09-99.07	GWT-117A	16110-19107
	EL53,EL55	1500	5EFE	EFI	94.09-99.07	GWT-117AH	16100-19226
	EL53,EL55	1500	5EFE	EFI	94.09-99.07	GWT-93A	16110-19106
	NL50	1500	1NT	DTB	94.09-99.07	GWT-113A	16100-59235
COROLLA AXIO	NRE160	1300	1NRFE	EFI	12.04-		16100-80010
	NZE141,NZE144	1500	1NZFE	EFI	06.09-12.05		16100-29157
	NZE161,NZE164	1500	1NZFE	EFI	12.04-		16100-29157
	NKE165	1500	1NZFXE	EFI	13.08-		161A0-29015
	NRE161	1500	2NRFKE	EFI	15.03-		16100-80013
	ZRE142,ZRE144	1800	2ZRFE	EFI	06.09-10.05	GWT-144A	16100-39466
	ZRE142,ZRE144	1800	2ZRFAE	EFI	10.04-12.04	GWT-144A	16100-39466
COROLLA CERES	AE100	1500	5AFE	EFI	92.05-98.08	GWT-83A	16110-19146
	AE100	1500	5AFE	EFI	92.05-98.08	GWT-83AH	16100-19355
	AE101	1600	4AFE	EFI	92.05-98.08	GWT-83A	16110-19146
	AE101	1600	4AFE	EFI	92.05-98.08	GWT-83AH	16100-19355
	AE101	1600	4AGE	EFI	92.05-98.08		16100-19245
	AE101	1600	4AGE	EFI	92.05-98.08	GWT-121A	16110-19195
	AE101	1600	4AGE	EFI	92.05-98.08	GWT-121A*	16100-19285
	AE101	1600	4AGE	EFI	92.05-98.08	GWT-129A	16110-19125
COROLLA FIELDER	NZE121G,NZE124G	1500	1NZFE	EFI	00.08-06.10		16100-29157
	NZE141G,NZE144G	1500	1NZFE	EFI	06.09-12.05		16100-29157
	NZE161G,NZE164G	1500	1NZFE	EFI	12.04-		16100-29157
	NKE165G	1500	1NZFXE	EFI	13.08-		161A0-29015
	NRE161G	1500	2NRFKE	EFI	15.03-		16100-80013
	ZZE123G	1800	2ZZGE	EFI	00.08-06.10	GWT-124A	16100-29146
	ZZE122G,ZZE124G	1800	1ZZFE	EFI	00.08-06.10	GWT-133A	16100-29415
	ZRE142G,ZRE144G	1800	2ZRFE	EFI	06.09-10.05	GWT-144A	16100-39466
	ZRE142G,ZRE144G	1800	2ZRFAE	EFI	10.04-12.04	GWT-144A	16100-39466
	ZRE162G	1800	2ZRFAE	EFI	12.04-		16100-39565
	CE121G	2200	3CE	DIE	00.08-04.04	GWT-94A	16100-69435
COROLLA FX	EE80	1300	2ELU	GAS	85.05-87.04		16100-19195
	EE80	1300	2ELU	GAS	85.05-87.04	GWT-68A*	16100-19135
	EE80	1300	2ELU	GAS	85.05-87.04	GWT-93A	16110-19106
	EE90	1300	2E	GAS	87.05-89.05		16100-19195
	EE90	1300	2E	GAS	87.05-89.05	GWT-93A	16110-19106
	AE81	1500	3ALU	GAS	84.10-87.04	GWT-58A	16110-19047
	AE81	1500	3ALU	GAS	84.10-87.04	GWT-58A*	16100-19106
	AE91	1500	5AF	GAS	87.05-89.05	GWT-78A	16110-19076
	AE91	1500	5AF	GAS	87.05-89.05	GWT-78A*	16100-19205

TOYOTA

CAR NAME	MODEL	C.C.	ENGINE	N.B	YEAR	GMB NO.	OEM NO.	
COROLLA FX	AE91	1500	5AFE	EFI	87.05-92.05	GWT-78A	16110-19076	
	AE91	1500	5AFE	EFI	87.05-92.05	GWT-78A*	16100-19205	
	AE91	1500	5AFHE	EFS	89.05-92.05	GWT-78A	16110-19076	
	AE91	1500	5AFHE	EFS	89.05-92.05	GWT-78A*	16100-19205	
	AE82	1600	4AELU	EFI	84.10-87.04	GWT-58A	16110-19047	
	AE82	1600	4AELU	EFI	84.10-87.04	GWT-58A*	16100-19106	
	AE82	1600	4AGELU	EFI	84.10-87.04	GWT-63A	16110-19165	
	AE82	1600	4AGELU	EFI	84.10-87.04	GWT-63A*	16100-19115	
	AE92	1600	4AGE	EFI	87.05-92.05	GWT-63A	16110-19165	
	AE92	1600	4AGE	EFI	87.05-92.05	GWT-63A*	16100-19115	
	AE101	1600	4AFE	EFI	92.05-95.05	GWT-83A	16110-19146	
	AE101	1600	4AFE	EFI	92.05-95.05	GWT-83AH	16100-19355	
	AE101	1600	4AGE	EFI	92.05-95.05		16100-19245	
	AE101	1600	4AGE	EFI	92.05-95.05	GWT-129A	16110-19125	
	CE80	1800	1CL	DIE	85.05-87.04	GWT-94A	16100-64H04	
COROLLA LEVIN	AE85	1500	3AU	GAS	83.05-87.04	GWT-49A	16110-19115	
	AE85	1500	3AU	GAS	83.05-87.04	GWT-49A*	16100-19037	
	AE91	1500	5AF	GAS	87.05-89.05	GWT-78A	16110-19076	
	AE91	1500	5AF	GAS	87.05-89.05	GWT-78A*	16100-19205	
	AE91	1500	5AFE	EFI	87.05-91.06	GWT-78A	16110-19076	
	AE91	1500	5AFE	EFI	87.05-91.06	GWT-78A*	16100-19205	
	AE91	1500	5AFHE	EFS	89.05-91.06	GWT-78A	16110-19076	
	AE91	1500	5AFHE	EFS	89.05-91.06	GWT-78A*	16100-19205	
	AE100	1500	5AFE	EFI	91.06-95.05	GWT-83A	16110-19146	
	AE100	1500	5AFE	EFI	91.06-95.05	GWT-83AH	16100-19355	
	AE110	1500	5AFE	EFI	95.05-00.08	GWT-83A	16110-19146	
	AE110	1500	5AFE	EFI	95.05-00.08	GWT-83AH	16100-09120	
	AE86	1600	4AGEU	EFI	83.05-87.04	GWT-62A	16110-19155	
	AE86	1600	4AGEU	EFI	83.05-87.04	GWT-62A*	16100-19095	
	AE92	1600	4AGE	EFI	87.05-91.06	GWT-63A	16110-19165	
	AE92	1600	4AGE	EFI	87.05-91.06	GWT-63A*	16100-19115	
	AE92	1600	4AGZE	SPC	87.05-91.06	GWT-63A	16110-19165	
	AE92	1600	4AGZE	SPC	87.05-91.06	GWT-63A*	16100-19115	
	AE101	1600	4AFE	EFI	91.06-95.05	GWT-83A	16110-19146	
	AE101	1600	4AFE	EFI	91.06-95.05	GWT-83AH	16100-19355	
	AE101	1600	4AGE	EFI	91.06-95.05		16100-19245	
	AE101	1600	4AGE	EFI	91.06-95.05	GWT-129A	16110-19125	
	AE101	1600	4AGZE	SPC	91.06-95.05	GWT-63A	16110-19165	
	AE101	1600	4AGZE	SPC	91.06-95.05	GWT-63A*	16100-19115	
	AE111	1600	4AFE	EFI	95.05-00.08	GWT-83A	16110-19146	
	AE111	1600	4AFE	EFI	95.05-00.08	GWT-83AH	16100-09120	
	AE111	1600	4AGE	EFI	95.05-00.08	GWT-121A	16110-19195	
	AE111	1600	4AGE	EFI	95.05-00.08	GWT-121A*	16100-19285	
	COROLLA RUMION	NZE151N	1500	1NZFE	EFI	07.10-		16100-29157
		ZRE152N,ZRE154N	1800	2ZRFE	EFI	07.10-09.12	GWT-144A	16100-39466
ZRE152N,ZRE154N		1800	2ZRFAE	EFI	09.12-		16100-39565	
ZRE152N,ZRE154N		1800	2ZRFAE	EFI	09.12-	GWT-144A	16100-39466	
COROLLA RUNX	NZE121,NZE124	1500	1NZFE	EFI	01.01-06.09		16100-29157	
	ZZE123	1800	2ZZGE	EFI	01.01-06.09	GWT-124A	16100-29146	
	ZZE122,ZZE124	1800	1ZZFE	EFI	02.09-06.09	GWT-133A	16100-29415	
COROLLA SUPACIO	NZE121N	1500	1NZFE	EFI	01.05-07.06		16100-29157	
	AE111N	1600	4AFE	EFI	97.01-01.05	GWT-83A	16110-19146	

TOYOTA

CAR NAME	MODEL	C.C.	ENGINE	N.B	YEAR	GMB NO.	OEM NO.
COROLLA SUPACIO	AE111N	1600	4AFE	EFI	97.01-01.05	GWT-83AH	16100-09120
	ZZE122N	1800	1ZZFE	EFI	01.05-07.06	GWT-133A	16100-29415
	ZZE124N	1800	1ZZFE	EFI	01.08-07.06	GWT-133A	16100-29415
	AE115N	1800	7AFE	EFI	97.01-01.05		16110-19176
	AE115N	1800	7AFE	EFI	97.01-01.05	GWT-86A	16110-19185
	AE115N	1800	7AFE	EFI	97.01-01.05	GWT-86AH	16100-19305
COROLLA/SPRINTER	KE11,KE17,KE18	1200	3K		69.09-70.04	GWT-02A	16100-29016
	KE20,KE25,KE26	1200	3K		70.05-74.03	GWT-03A	16100-29026
	KE20	1200	3K		74.04-75.11	GWT-09A	16100-29028
	KE30,KE35,KE40,KE45	1200	3K		74.04-75.11	GWT-10A	16100-29046
	KE26	1200	3K		74.04-77.12	GWT-09A	16100-29028
	KE36	1200	3K		75.11-78.05	GWT-10A	16100-29046
	KE50,KE60	1200	3K		76.01-78.05	GWT-09A	16100-29028
	KE36	1200	3K		78.05-79.08	GWT-30A	16100-19016
	KE55,KE65	1300	4K		77.10-79.02	GWT-30A	16100-19016
	KE70	1300	4K		79.03-83.07	GWT-30A	16100-19016
	KE71	1300	4K		79.08-81.08	GWT-30A	16100-19016
	KE70	1300	4K		81.08-83.04	GWT-59A	16100-19076
	KE73	1300	4K		81.08-83.07	GWT-30A	16100-19016
	KE72	1300	4K		81.08-87.08	GWT-59A	16100-19076
	KE73	1300	4K		83.07-87.08	GWT-50A	16100-19056
	EL53~56	1300	4E		85.01-	GWT-68A*	16100-19125
	TE20,TE25	1400	T		70.09-83.08	GWT-01A	16100-25012
	TE30,TE35,TE40,TE45	1400	T		74.04-77.01	GWT-01A	16100-25012
	TE36	1400	T		74.04-79.08	GWT-01A	16100-25012
	TE60	1400	T		77.01-77.03	GWT-35A	16110-26020
	TE50,TE60	1400	T		77.01-79.02	GWT-31AF	16100-28020
	TE60	1400	T		77.03-79.02	GWT-31A	16110-28010
	AE70	1500	3A		79.03-83.04	GWT-49A*	16100-19036
	KE74	1500	5K		83.08-87.08	GWT-59A	16100-19076
	TE27	1600	2T		72.03-74.03	GWT-46A	16100-88221
	TE21,TE27	1600	2T		73.04-74.03	GWT-01A	16100-25012
	TE37,TE47	1600	2T		74.04-75.11	GWT-46A	16100-88221
	TE31,TE37,TE41,TE47	1600	2T		74.04-76.04	GWT-01A	16100-25012
	TE52,TE62	1600	12T		76.01-77.01	GWT-01A	16100-28012
	TE51,TE61	1600	2T		76.05-78.05	GWT-01A	16100-25012
	TE51,TE55,TE61,TE65	1600	2T		77.01-79.02	GWT-45A	16110-88260
	TE62	1600	12T		77.03-77.08	GWT-31A	16110-28010
	TE52,TE62	1600	12T		77.03-77.08	GWT-31AF	16100-28020
	TE66	1600	12T		77.08-79.02	GWT-31A	16110-28010
	TE56,TE66	1600	12T		77.08-79.02	GWT-31AF	16100-28020
	TE71	1600	2T		79.03-83.04	GWT-45A	16110-88260
	TE74V	1600	12T		79.08-83.08	GWT-31A	16110-28010
	TE73,TE73V,TE74	1600	12T		79.08-83.08	GWT-31AF	16100-28020
	TE74V	1600	12T		79.08-83.08	GWT-31AF	16100-28020
	TE70	1800	13T		79.08-81.08	GWT-31A	16110-28010
	TE70	1800	13T		79.08-81.08	GWT-31AF	16100-28020
	TE74	D	12T		81.08-83.08	GWT-31A	16110-28010
TE74	D	12T		81.08-83.08	GWT-31AF	16100-28020	
CE70,CE71,CE72	D	1C		82.02-83.04	GWT-57A	16100-69085	
CORONA	RT80,RT86	1500	2R		70.02-70.09	GWT-25A	16100-39035
	RT80,RT86,RT90	1500	2R		70.09-71.01	GWT-05A	16100-39115

TOYOTA

CAR NAME	MODEL	C.C.	ENGINE	N.B	YEAR	GMB NO.	OEM NO.
CORONA	AT140	1500	3AU	GAS	82.01-87.12	GWT-49A	16110-19115
	AT140	1500	3AU	GAS	82.01-87.12	GWT-49A*	16100-19037
	KT147V	1500	5KJ	GAS	83.10-87.12	GWT-59A	16100-19077
	AT170	1500	5AF	GAS	87.12-89.11	GWT-78A	16110-19076
	AT170	1500	5AF	GAS	87.12-89.11	GWT-78A*	16100-19205
	ET176V	1500	3E	GAS	87.12-89.11		16100-19195
	ET176V	1500	3E	GAS	87.12-92.11	GWT-93A	16110-19106
	AT170	1500	5AFE	EFI	89.11-92.02	GWT-78A	16110-19076
	AT170	1500	5AFE	EFI	89.11-92.02	GWT-78A*	16100-19205
	ET176V	1500	3E	GAS	89.11-92.11	GWT-117AH	16100-19226
	RT82	1600	7R		70.02-70.09	GWT-26AF*	16100-39015
	RT82	1600	7R		70.02-70.09	GWT-44A	16120-33010
	RT69,RT81,RT87,RT91	1600	12R		71.02-73.07	GWT-05A	16100-39115
	RT100,RT106	1600	12R		73.08-75.11	GWT-05A	16100-39115
	TT100,TT110	1600	2T		73.08-76.04	GWT-01A	16100-25012
	TT106	1600	2T		73.08-78.08	GWT-01A	16100-25012
	RT100,RT120	1600	12R		75.11-78.08	GWT-12A	16100-39116
	TT120	1600	2T		76.05-78.08	GWT-01A	16100-25012
	TT125	1600	12T		77.08-78.08	GWT-31A	16110-28010
	TT125	1600	12T		77.08-78.08	GWT-31AF	16100-28020
	TT137	1600	2T		78.09-79.12	GWT-01A	16100-25012
	TT130	1600	12T		78.09-81.12	GWT-31A	16110-28010
	TT130	1600	12T		78.09-81.12	GWT-31AF	16100-28020
	RT130	1600	12R		79.02-81.08	GWT-12A	16100-39116
	TT138	1600	12T		79.12-81.12	GWT-31A	16110-28010
	TT138	1600	12T		79.12-81.12	GWT-31AF	16100-28020
	RT130	1600	12R		81.08-82.08		16100-39285
	TT147V	1600	12TJ	GAS	82.01-83.10	GWT-31A	16110-28010
	TT147V	1600	12TJ	GAS	82.01-83.10	GWT-31AF	16100-28020
	AT141	1600	4AGEU	EFI	83.10-85.08	GWT-62A	16110-19155
	AT141	1600	4AGEU	EFI	83.10-85.08	GWT-62A*	16100-19095
	AT160	1600	4AGELU	TWC	85.08-87.08	GWT-63A	16110-19165
	AT160	1600	4AGELU	TWC	85.08-87.08	GWT-63A*	16100-19115
	AT175	1600	4AFE	EFI	88.08-92.02	GWT-78A	16110-19076
	AT175	1600	4AFE	EFI	88.08-92.02	GWT-78A*	16100-19205
	AT190	1600	4AFE	EFI	92.02-96.01	GWT-83A	16110-19146
	AT190	1600	4AFE	EFI	92.02-96.01	GWT-83AH	16100-19355
	RT84,RT88	1700	6R		70.10-73.07	GWT-26AF*	16100-39135
	RT94	1700	6R		70.10-73.07	GWT-26AF	(16100-39135)
	RT94	1700	6R		70.10-73.07	GWT-44A	16120-33010
	RT102,RT108,RT112	1800	16R		75.09-75.11	GWT-26AF*	16100-39205
	RT112	1800	16R		75.09-75.11	GWT-44A	16120-34090
	RT108	1800	16R		75.11-78.08	GWT-44A	16120-34090
	RT108	1800	16R		75.11-78.08	GWT-80A	16100-39215
	RT112	1800	16R		75.11-78.08	GWT-27A	16120-34100
	RT102,RT112	1800	16R		75.11-78.08	GWT-27AFH	16100-39236
	TT121	1800	3T		77.03-78.08	GWT-31A	16110-28010
	TT121	1800	3T		77.03-78.08	GWT-31AF	16100-28020
	TT126	1800	13T		77.11-78.08	GWT-31A	16110-28010
	TT126	1800	13T		77.11-78.08	GWT-31AF	16100-28020
	RT137	1800	16R		78.09-79.12	GWT-44A	16120-34090
	RT137	1800	16R		78.09-79.12	GWT-80A	16100-39215

TOYOTA

CAR NAME	MODEL	C.C.	ENGINE	N.B	YEAR	GMB NO.	OEM NO.
CORONA	TT131	1800	13T		78.09-81.12	GWT-31A	16110-28010
	TT131	1800	13T		78.09-81.12	GWT-31AF	16100-28020
	TT132	1800	3T		78.09-81.12	GWT-31A	16110-28010
	TT132	1800	3T		78.09-81.12	GWT-31AF	16100-28020
	TT142	1800	3TEU	EFI	82.01-83.10	GWT-31A	16110-28010
	TT142	1800	3TEU	EFI	82.01-83.10	GWT-31AF	16100-28020
	CT140	1800	1C	DIE	82.01-86.12	GWT-94A	16100-64H04
	CT147V	1800	1C	DIE	82.01-87.12	GWT-94A	16100-64H04
	ST140	1800	1SU	GAS	82.01-87.12		16100-69077
	ST140	1800	1SU	GAS	82.01-87.12		16100-69096
	ST140	1800	1SU	GAS	82.01-87.12	GWT-53A	16110-69037
	YT140	1800	2YPU	LPG	82.09-98.04	GWT-114A	16100-79037
	TT142	1800	3TGTEU	TBO	82.10-85.08		16030-88280
	TT142	1800	3TGTEU	TBO	82.10-85.08		16100-88280
	RT102,RT108,RT112	1800	6R		83.08-75.09	GWT-26AF	(16100-39135)
	RT112	1800	6R		83.08-75.09	GWT-44A	16120-33010
	ST160	1800	1SILU	CI	85.08-88.05		16100-69077
	ST160	1800	1SILU	CI	85.08-88.05	GWT-53A	16110-69037
	ST170	1800	4SFI	CI	87.12-89.11	GWT-77A	16110-79026
	ST170	1800	4SFI	CI	87.12-89.11	GWT-77A*	16100-79186
	ST163	1800	4SFI	CI	88.05-89.08	GWT-77A	16110-79026
	ST163	1800	4SFI	CI	88.05-89.08	GWT-77A*	16100-79186
	ST170	1800	4SFE	EFI	89.11-92.02	GWT-77A	16110-79026
	ST170	1800	4SFE	EFI	89.11-92.02	GWT-77A*	16100-79186
	ST190	1800	4SFE	EFI	92.02-96.01	GWT-77A	16110-79026
	ST190	1800	4SFE	EFI	92.02-96.01	GWT-77A*	16100-79186
	ST190Y	1800	4SFE	EFI	92.11-96.01	GWT-77A	16110-79026
	ST190Y	1800	4SFE	EFI	92.11-96.01	GWT-77A*	16100-79186
	RT93	1900	8R		71.02-72.07	GWT-26AF	(16100-39135)
	RT93	1900	8R		71.02-72.07	GWT-44A	16120-33010
	RT95	2000	18R		72.08-73.07	GWT-26AF*	16100-39135
	RT95	2000	18R		72.08-73.07	GWT-44A	16120-33010
	RT104,RT114	2000	18R		73.08-75.11	GWT-26AF*	16100-39165
	RT114	2000	18R		73.08-75.11	GWT-44A	16120-33010
	RT103	2000	19R		74.12-75.10	GWT-26AF*	16100-39196
	RT103	2000	19R		74.12-75.10	GWT-44A	16120-33010
	RT114	2000	18R		75.12-77.01	GWT-27A	16120-34100
	RT104,RT114	2000	18R		75.12-77.01	GWT-27AFH	16100-39226
	RT123	2000	19R		76.05-78.08	GWT-27A	16120-34100
	RT123	2000	19R		76.05-78.08	GWT-27AFH	16100-39236
	RT122	2000	18R		76.06-78.08	GWT-27A	16120-34100
	RT122	2000	18R		76.06-78.08	GWT-27AFH	16100-39236
	RT133	2000	21R		78.09-81.12	GWT-41A	16100-39326
	TR132	2000	18R		78.09-81.12	GWT-27A	16120-34100
	TR132	2000	18R		78.09-81.12	GWT-27AFH	16100-39227
	RT131	2000	5R		78.09-82.08		16100-49557
	RT141	2000	18RGEU	EFI	82.01-82.10	GWT-27A	16110-88251
	RT141	2000	18RGEU	EFI	82.01-82.10	GWT-27AFH	16100-39228
	TR141	2000	18R		82.01-82.10	GWT-27A	16120-34100
	TR141	2000	18R		82.01-82.10	GWT-27AFH	16100-39227
	ST162	2000	3SGELU	TWC	85.08-89.08		16100-79096
	ST162	2000	3SGELU	TWC	85.08-89.08	GWT-67A	16110-79095

TOYOTA

CAR NAME	MODEL	C.C.	ENGINE	N.B	YEAR	GMB NO.	OEM NO.
CORONA	CT141	2000	2C	DIE	86.12-91.11	GWT-94A	16100-64H04
	ST162	2000	3SFE	EFI	87.08-89.08	GWT-77A	16110-79026
	ST162	2000	3SFE	EFI	87.08-89.08	GWT-77A*	16100-79186
	ST171	2000	3SGE	EFI	87.12-89.11		16100-79096
	ST171	2000	3SGE	EFI	87.12-89.11	GWT-67A	16110-79095
	CT170	2000	2C	DIE	87.12-92.02	GWT-94A	16100-64H07
	ST171	2000	3SFE	EFI	87.12-92.02	GWT-77A	16110-79026
	ST171	2000	3SFE	EFI	87.12-92.02	GWT-77A*	16100-79186
	CT176V	2000	2C	DIE	87.12-92.11	GWT-94A	16100-64H05
	ST171	2000	3SGE	EFI	89.11-92.02		16100-79127
	ST171	2000	3SGE	EFI	89.11-92.02	GWT-107A	16110-79115
	CT190	2000	2C	DIE	92.02-96.01	GWT-94A	16100-64H07
	ST191,ST195	2000	3SFE	EFI	92.02-96.01	GWT-77A	16110-79026
	ST191,ST195	2000	3SFE	EFI	92.02-96.01	GWT-77A*	16100-79186
	CT195	2000	2C	DIE	92.08-96.01	GWT-94A	16100-64H07
	CT190Y	2000	2C	DIE	92.11-96.01	GWT-94A	16100-64H07
CORONA EXIV	ST180,ST181	1800	4SFI	CI	89.09-90.08		16100-79136
	ST180,ST181	1800	4SFI	CI	89.09-90.08	GWT-77A	16110-79026
	ST180,ST181	1800	4SFI	CI	89.09-90.08	GWT-77A*	16100-79186
	ST180,ST181	1800	4SFE	EFI	90.08-93.09	GWT-77A	16110-79026
	ST180,ST181	1800	4SFE	EFI	90.08-93.09	GWT-77A*	16100-79186
	ST201	1800	4SFE	EFI	93.09-94.10	GWT-77A	16110-79026
	ST201	1800	4SFE	EFI	93.09-94.10	GWT-77A*	16100-79186
	ST200	1800	4SFE	EFI	93.09-98.04	GWT-77A	16110-79026
	ST200	1800	4SFE	EFI	93.09-98.04	GWT-77A*	16100-79186
	ST182,ST183	2000	3SFE	EFI	89.09-93.09		16100-79136
	ST182,ST183	2000	3SFE	EFI	89.09-93.09	GWT-77A	16110-79026
	ST182,ST183	2000	3SFE	EFI	89.09-93.09	GWT-77A*	16100-79186
	ST182,ST183	2000	3SGE	TWC	89.09-93.09		16100-79176
	ST182,ST183	2000	3SGE	TWC	89.09-93.09	GWT-107A	16110-79115
	ST203	2000	3SFE	EFI	93.09-97.12	GWT-77A	16110-79026
	ST203	2000	3SFE	EFI	93.09-97.12	GWT-77A*	16100-79186
	ST202	2000	3SFE	EFI	93.09-98.04	GWT-77A	16110-79026
	ST202	2000	3SFE	EFI	93.09-98.04	GWT-77A*	16100-79186
	ST202	2000	3SGE	TWC	93.09-98.04		16100-79226
	ST202	2000	3SGE	TWC	93.09-98.04	GWT-122A	16110-79135
ST205	2000	3SGE	TWC	94.05-98.04		16100-79226	
ST205	2000	3SGE	TWC	94.05-98.04	GWT-122A	16110-79135	
CORONA PREMIO	AT210	1600	4AFE	EFI	96.01-01.12	GWT-83A	16110-19146
	AT210	1600	4AFE	EFI	96.01-01.12	GWT-83AH	16100-09120
	AT211	1800	7AFE	EFI	96.01-01.12		16110-19176
	AT211	1800	7AFE	EFI	96.01-01.12	GWT-86A	16110-19185
	AT211	1800	7AFE	EFI	96.01-01.12	GWT-86AH	16100-19305
	ST215	2000	3SFE	EFI	96.01-01.12	GWT-77A	16110-79026
	ST215	2000	3SFE	EFI	96.01-01.12	GWT-77A*	16100-79186
	CT210,CT215	2000	2CT	DTB	96.01-97.12	GWT-94A	16100-64H07
	ST210	2000	3SFE	EFI	96.01-97.12	GWT-77A	16110-79026
	ST210	2000	3SFE	EFI	96.01-97.12	GWT-77A*	16100-79186
	ST210	2000	3SFSE	D4	96.12-01.12	GWT-77A	16110-79026
	ST210	2000	3SFSE	D4	96.12-01.12	GWT-77A*	16100-79186
	CT211,CT216	2200	3CTE	DTB	97.12-01.12	GWT-94A	16100-64H07
CORSA	AL20	1300	2AU	GAS	82.05-89.10	GWT-43A	16110-19036

TOYOTA

CAR NAME	MODEL	C.C.	ENGINE	N.B	YEAR	GMB NO.	OEM NO.
CORSA	AL20	1300	2AU	GAS	82.05-89.10	GWT-78A*	16100-19086
	EL30	1300	2E	GAS	86.05-90.09		16100-19195
	EL30	1300	2E	GAS	86.05-90.09	GWT-93A	16110-19106
	EL41	1300	4EFE	EFI	90.09-94.09	GWT-117AH	16100-19226
	EL41	1300	4EFE	EFI	90.09-94.09	GWT-93A	16110-19106
	EL51	1300	4EFE	EFI	94.09-99.07	GWT-117A	16110-19107
	EL51	1300	4EFE	EFI	94.09-99.07	GWT-117AH	16100-19226
	EL51	1300	4EFE	EFI	94.09-99.07	GWT-93A	16110-19106
	AL21	1500	3AHU	GAS	82.05-84.08	GWT-43A	16110-19036
	AL21	1500	3AHU	GAS	82.05-84.08	GWT-78A*	16100-19086
	AL21	1500	3AU	GAS	82.05-89.10	GWT-43A	16110-19036
	AL21	1500	3AU	GAS	82.05-89.10	GWT-78A*	16100-19086
	AL21	1500	3ASU	GAS	84.08-86.05	GWT-43A	16110-19036
	AL21	1500	3ASU	GAS	84.08-86.05	GWT-78A*	16100-19086
	AL25	1500	3AU	GAS	84.08-89.10	GWT-43A	16110-19036
	AL25	1500	3AU	GAS	84.08-89.10	GWT-78A*	16100-19086
	AL25	1500	3ASU	GAS	86.05-89.10	GWT-43A	16110-19036
	AL25	1500	3ASU	GAS	86.05-89.10	GWT-78A*	16100-19086
	EL31	1500	3E	GAS	86.05-90.09		16100-19195
	EL31	1500	3E	GAS	86.05-90.09	GWT-93A	16110-19106
	NL30	1500	1NT	DTB	86.05-90.09	GWT-113A	16100-59235
	EL31	1500	3ETE	TBO	86.09-88.05	GWT-93A	16110-19106
	EL31	1500	3ETE	TBO	86.09-90.09	GWT-117AH	16100-19226
	EL31	1500	3EE	EFI	88.05-90.09	GWT-117AH	16100-19226
	EL43	1500	5EFHE	EF5	90.09-94.09	GWT-117AH	16100-19226
	EL43	1500	5EFHE	EF5	90.09-94.09	GWT-93A	16110-19106
	EL43,EL45	1500	5EFE	EFI	90.09-94.09	GWT-117AH	16100-19226
	EL43,EL45	1500	5EFE	EFI	90.09-94.09	GWT-93A	16110-19106
	NL40	1500	1NT	DTB	90.09-94.09	GWT-113A	16100-59235
	EL53,EL55	1500	5EFE	EFI	94.09-99.07	GWT-117A	16110-19107
	EL53,EL55	1500	5EFE	EFI	94.09-99.07	GWT-117AH	16100-19226
	EL53,EL55	1500	5EFE	EFI	94.09-99.07	GWT-93A	16110-19106
	NL50	1500	1NT	DTB	94.09-99.07	GWT-113A	16100-59235
CRESTA	TX50	1800	13T		80.03-82.08	GWT-31A	16110-28010
	TX50	1800	13T		80.03-82.08	GWT-31AF	16100-28020
	SX60	1800	1S		82.08-88.08	GWT-53A	16110-69035
	SX80,SX80Y	1800	4SFI	CI	88.08-90.08	GWT-77A	16110-79026
	SX80,SX80Y	1800	4SFI	CI	88.08-90.08	GWT-77A*	16100-79186
	SX80,SX80Y	1800	4SFE	HTC	90.08-92.10	GWT-77A	16110-79026
	SX80,SX80Y	1800	4SFE	HTC	90.08-92.10	GWT-77A*	16100-79186
	SX90	1800	4SFE	EFI	92.10-96.09	GWT-77A	16110-79026
	SX90	1800	4SFE	EFI	92.10-96.09	GWT-77A*	16100-79186
	GX50,GX51,GX52,GX61	2000	1G		80.03-88.08	GWT-66A	16100-79015
	MX51	2000	M		81.10-82.08	GWT-55A	16100-49615
	MX61	2000	M		82.08-84.07	GWT-55A	16100-49725
	GX61	2000	1G		82.08-92.10	GWT-70A	16100-79025
	GX81	2000	1GGTE	TWT	88.08-90.08		16100-79065
	GX81	2000	1GGZE	SPC	88.08-90.08		16100-79055
	GX81	2000	1GFE	HTC	88.08-92.10	GWT-111A	16100-79117
	GX81	2000	1GGE	TWC	88.08-92.10	GWT-70A	16100-79025
	YX80Y	2000	3YP	LPG	88.08-92.10	GWT-114A	16100-79037
	GX90	2000	1GFE	EFI	92.10-96.09	GWT-111A	16100-79117

TOYOTA

CAR NAME	MODEL	C.C.	ENGINE	N.B	YEAR	GMB NO.	OEM NO.
CRESTA	GX100	2000	1GFE	EFI	96.09-01.06	GWT-111A	16100-79285
	GX105	2000	1GFE	EFI	98.08-01.06	GWT-111A	16100-79285
	LX80,LX80Y	2400	2L	DIE	88.08-92.10	GWT-79A	16100-59257
	LX80,LX80Y	2400	2LT	DTB	88.08-92.10	GWT-79A	16100-59257
	LX90	2400	2LTE	DTB	92.10-96.09	GWT-79A	16100-59257
	LX100	2400	2LTE	DTB	96.09-99.09	GWT-79A	16100-59257
	JZX81	2500	1JZGE	TWC	90.08-92.10	GWT-120A	16110-49097
	JZX81	2500	1JZGE	TWC	90.08-92.10	GWT-120AH	16100-49838
	JZX81	2500	1JZGTE	TWT	90.08-92.10		16090-49017
	JZX81	2500	1JZGTE	TWT	90.08-92.10		16110-46011
	JZX90	2500	1JZGE	EFI	92.10-96.09	GWT-120A	16110-49097
	JZX90	2500	1JZGE	EFI	92.10-96.09	GWT-120AH	16100-49838
	JZX90	2500	1JZGTE	TBO	92.10-96.09		16090-49017
	JZX90	2500	1JZGTE	TBO	92.10-96.09		16110-46011
	JZX93	2500	1JZGE	EFI	93.10-96.09	GWT-120A	16110-49097
	JZX93	2500	1JZGE	EFI	93.10-96.09	GWT-120AH	16100-49838
	JZX100	2500	1JZGTE	TBO	96.09-01.06		16100-49856
	JZX100	2500	1JZGTE	TBO	96.09-01.06		16110-49135
	JZX100,JZX105	2500	1JZGE	EFI	96.09-01.06	GWT-118A	16110-49148
	JZX100,JZX105	2500	1JZGE	EFI	96.09-01.06	GWT-118AH	16100-80009
	MX83	3000	7MGE	TWC	89.08-92.10	GWT-82A	16100-49805
	JZX91	3000	2JZGE	EFI	92.10-96.09	GWT-120AH	16100-49838
	JZX101	3000	2JZGE	EFI	96.09-01.06	GWT-120AH	16100-49838
	JZX101	3000	2JZGE	EFI	98.08-01.06	GWT-118A	16110-49148
	JZX101	3000	2JZGE	EFI	98.08-01.06	GWT-118AH	16100-80009
	LX60	D2200	L		83.08-84.07	GWT-42A	16100-59127
	CROWN	GXS12	2000	1GFE	EFI	01.08-07.08	GWT-111A
YXS10		2000	3YPE	LPG	01.08-08.08	GWT-114A	16100-79037
GXS10		2000	1GGPE	LPG	01.10-02.10		16100-79146
GBS12		2000	1GFE	EFI	02.10-08.08		16100-79295
YXS10H		2000	3YPE	LPG	02.10-08.08	GWT-114A	16100-79037
TSS10,TSS10H		2000	1TRFPE	LPG	08.08-	GWT-131A	16100-79445
ARS210		2000	8ARFTS	TBO	15.10-		16032-36060
ARS210		2000	8ARFTS	TBO	15.10-		16100-39595
MS50,MS51,MS52,MS56		2000	M		67.09-71.01	GWT-06A	16103-40031
RS50,RS50B,RS50P		2000	5R		67.09-71.01	GWT-36A	16103-40011
RS56		2000	5R		67.09-71.01	GWT-36A	16103-40011
RS50H,RS50HB		2000	5R		69.09-71.01	GWT-06A	16103-40031
MS60,MS62,MS66,MS70		2000	M		71.02-72.12	GWT-15A	16100-49138
RS60,RS66		2000	5R		71.02-74.09	GWT-14A	16100-49155
MS60,MS62,MS66,MS70		2000	M		73.01-74.09		16100-49295
MS70		2000	M		73.01-74.09	GWT-28A	16120-42012
RS80		2000	5R		74.10-75.05	GWT-14A	16100-49155
MS80,MS82,MS90		2000	M		74.10-76.11	GWT-28A	16100-49406
MS87		2000	M		74.10-79.08	GWT-28A	16100-49506
RS80		2000	5R		75.05-75.11	GWT-24A	16100-49415
RS80		2000	5R		75.11-76.11		16100-49445
MS100,MS102		2000	M		76.05-77.07	GWT-28A	16100-49486
RS100		2000	5R		76.11-79.03		16100-49445
RS100		2000	5R		76.11-79.03		16100-49455
MS105,MS107		2000	M		77.07-79.08	GWT-28A	16100-49506
RS105		2000	5R		79.03-79.08		16100-49447

TOYOTA

CAR NAME	MODEL	C.C.	ENGINE	N.B	YEAR	GMB NO.	OEM NO.
CROWN	RS105	2000	5R		79.03-79.08		16100-49556
	RS110	2000	5R		79.09-80.10		16100-49447
	RS110	2000	5R		79.09-80.10		16100-49556
	MS117	2000	M		79.09-82.08	GWT-55A	16100-49595
	MS110	2000	M		79.09-83.07	GWT-55A	16100-49595
	5RU,RS110	2000	5R		80.10-83.07		16100-49557
	GS130,GS130G,GS131	2000	1GE	EFI	87.09-89.08	GWT-66A	16100-79015
	GS136V	2000	1GE	EFI	87.09-89.08	GWT-66A	16100-79015
	MS130	2000	MP	LPG	87.09-89.08	GWT-55A	16100-49787
	YS130	2000	3YP	LPG	87.09-89.08	GWT-114A	16100-79037
	GS131	2000	1GGE	TWC	87.09-91.10	GWT-70A	16100-79025
	GS130G,GS131	2000	1GGZE	SPC	87.09-91.10		16100-79055
	GS130	2000	1GFE	HTC	87.09-95.12	GWT-111A	16100-79117
	GS131	2000	1GFE	HTC	88.09-91.10	GWT-111A	16100-79117
	GS130G	2000	1GFE	HTC	88.09-99.04	GWT-111A	16100-79117
	GS131H	2000	1GGZE	SPC	89.08-91.10		16100-79055
	GS130	2000	1GGP	TLP	89.08-95.12		16100-79146
	YS130	2000	3YPE	LPE	89.08-95.12	GWT-114A	16100-79037
	GS136V	2000	1GFE	HTC	89.08-99.04	GWT-111A	16100-79117
	GS131H	2000	1GFE	HTC	91.10-95.12	GWT-111A	16100-79117
	GS130H	2000	1GGP	TLP	91.12-95.12		16100-79146
	GS141	2000	1GFE	HTC	93.08-95.08	GWT-111A	16100-79117
	GS151H	2000	1GFE	HTC	95.08-01.08	GWT-111A	16100-79285
	GS151,GS151H	2000	1GGPE	LPG	95.12-01.02		16100-79146
	GS151	2000	1GFE	HTC	95.12-01.08	GWT-111A	16100-79285
	GS130W	2000	1GFE	HTC	95.12-99.04	GWT-111A	16100-79117
	GS171	2000	1GFE	EFI	99.09-03.12	GWT-111A	16100-79285
	LS130	2400	2L	DIE	87.09-91.10	GWT-79A	16100-59257
	LS130	2400	2LT	DTB	87.09-91.10	GWT-61A	16100-59139
	LS130	2400	2LT	DTB	87.09-91.10	GWT-79A	16100-59257
	LS130,LS130G	2400	2LTHE	DTB	87.09-91.10	GWT-61A	16100-59139
	LS130G	2400	2LTHE	DTB	87.09-91.10	GWT-79A	16100-59257
	LS130,LS136V	2400	2L	DIE	87.09-91.10	GWT-61A	16100-59139
	LS130	2400	2LTHE	DTB	87.09-93.08	GWT-79A	16100-59257
	LS136V	2400	2L	DIE	87.09-94.09	GWT-79A	16100-59257
	LS131	2400	2LT	DTB	89.08-91.10	GWT-79A	16100-59257
	LS131	2400	2LTHE	DTB	89.08-91.10	GWT-79A	16100-59257
	LS130W,LS131H,LS141	2400	2LTHE	DTB	91.10-93.08	GWT-79A	16100-59257
	LS141	2400	2LTE	DTB	93.08-95.08	GWT-79A	16100-59257
	LS130,LS131H	2400	2LTE	DTB	93.08-95.09	GWT-79A	16100-59257
	LS130W	2400	2LTE	DTB	93.08-99.04	GWT-79A	16100-59257
	LS151H	2400	2LTE	DTB	95.08-99.09	GWT-79A	16100-59257
	LS151	2400	2LTE	DTB	95.12-99.09	GWT-79A	16100-59257
	JZS171	2500	1JZFSE	D4	01.08-03.12	GWT-118A	16110-49148
	JZS171	2500	1JZFSE	D4	01.08-03.12	GWT-118AH	16100-80009
	GRS180	2500	4GRFSE	D4	03.12-08.02		16100-39436
	GRS181	2500	4GRFSE	D4	04.08-08.02		16100-39436
	GRS200,GRS201	2500	4GRFSE	D4	08.02-12.12		16100-39436
	AWS210	2500	2ARFSE	D4S	12.12-		16100-39575
	GRS210,GRS211	2500	4GRFSE	D4	12.12-		16100-39436
	AWS211	2500	2ARFSE	D4S	14.07-		16100-39575
	JZS131	2500	1JZGE	TWC	90.08-95.12	GWT-120A	16110-49097

TOYOTA

CAR NAME	MODEL	C.C.	ENGINE	N.B	YEAR	GMB NO.	OEM NO.
CROWN	JZS131	2500	1JZGE	TWC	90.08-95.12	GWT-120AH	16100-49838
	JZS130G	2500	1JZGE	TWC	90.08-98.09	GWT-120A	16110-49097
	JZS130G	2500	1JZGE	TWC	90.08-98.09	GWT-120AH	16100-49838
	JZS141	2500	1JZGE	TWC	91.10-95.08	GWT-120A	16110-49097
	JZS141	2500	1JZGE	TWC	91.10-95.08	GWT-120AH	16100-49838
	JZS130G	2500	1JZGE	TWC	91.10-99.04	GWT-118A	16110-49148
	JZS130G	2500	1JZGE	TWC	91.10-99.04	GWT-118AH	16100-80009
	JZS151	2500	1JZGE	TWC	95.08-01.08	GWT-118A	16110-49148
	JZS151	2500	1JZGE	TWC	95.08-01.08	GWT-118AH	16100-80009
	JZS151	2500	1JZGE	TWC	95.08-01.08	GWT-120AH	16100-49838
	JZS151	2500	1JZGE	TWC	95.08-98.08	GWT-120A	16110-49097
	JZS153	2500	1JZGE	TWC	95.12-01.08	GWT-118A	16110-49148
	JZS153	2500	1JZGE	TWC	95.12-01.08	GWT-118AH	16100-80009
	JZS153	2500	1JZGE	TWC	95.12-01.08	GWT-120AH	16100-49838
	JZS153	2500	1JZGE	TWC	95.12-98.08	GWT-120A	16110-49097
	JZS171	2500	1JZGE	EFI	99.09-01.08	GWT-118A	16110-49148
	JZS171	2500	1JZGE	EFI	99.09-01.08	GWT-118AH	16100-80009
	JZS171	2500	1JZGTE	TBO	99.09-03.12		16100-49856
	JZS171	2500	1JZGTE	TBO	99.09-03.12		16110-49135
	JZS173	2500	1JZGE	EFI	99.09-03.12	GWT-118A	16110-49148
	JZS173	2500	1JZGE	EFI	99.09-03.12	GWT-118AH	16100-80009
	MS65,MS75	2600	4M		71.05-72.12	GWT-15A	16100-49138
	MS65,MS70	2600	4M		73.01-74.09		16100-49295
	MS70	2600	4M		73.01-74.09		16100-59395
	MS70	2600	4M		73.01-74.09	GWT-28A	16120-42012
	MS85,MS95	2600	4M		74.10-75.05		16100-59395
	MS95	2600	4M		74.10-76.11	GWT-28A	16100-49506
	MS83,MS85	2600	4M		75.05-76.11	GWT-28A	16100-49506
	MS101,MS103	2600	4M		76.11-79.03	GWT-28A	16100-49506
	MS106	2600	4M		78.02-79.08	GWT-28A	16100-49506
	MS112	2800	5M		79.09-83.07	GWT-55A	16100-49595
	MS112	2800	5M		81.08-87.08	GWT-52A	16100-49655
	JKS175	3000	2JZFSE	D4	01.08-03.12	GWT-118A	16110-49148
	JKS175	3000	2JZFSE	D4	01.08-03.12	GWT-118AH	16100-80009
	GRS182,GRS183	3000	3GRFSE	D4	03.12-08.02		16100-39436
	GRS202,GRS203	3000	3GRFSE	D4	08.02-12.12		16100-39436
	MS135,MS137	3000	7MGE	TWC	87.09-91.10	GWT-82A	16100-49805
	JZS143,JZS145	3000	2JZGE	TWC	91.10-95.08	GWT-120AH	16100-49838
	JZS133,JZS135	3000	2JZGE	TWC	91.10-95.12	GWT-120AH	16100-49838
	JZS155	3000	2JZGE	TWC	95.08-01.08	GWT-120AH	16100-49838
	JZS155	3000	2JZGE	TWC	98.08-01.08	GWT-118A	16110-49148
	JZS155	3000	2JZGE	TWC	98.08-01.08	GWT-118AH	16100-80009
	JZS157	3000	2JZGE	TWC	98.08-99.09	GWT-118A	16110-49148
	JZS157	3000	2JZGE	TWC	98.08-99.09	GWT-118AH	16100-80009
	JZS157	3000	2JZGE	TWC	98.08-99.09	GWT-120AH	16100-49838
	JZS175	3000	2JZFSE	D4	99.09-03.12	GWT-118A	16110-49148
	JZS175	3000	2JZFSE	D4	99.09-03.12	GWT-118AH	16100-80009
	JZS179	3000	2JZGE	EFI	99.09-03.12	GWT-118A	16110-49148
	JZS179	3000	2JZGE	EFI	99.09-03.12	GWT-118AH	16100-80009
	GRS184	3500	2GRFSE	D4	05.09-08.02		16100-39436
	GRS204	3500	2GRFSE	D4S	08.02-12.12		16100-39436
	GWS204	3500	2GRFSE	D4S	08.05-12.12		16100-39436

TOYOTA

CAR NAME	MODEL	C.C.	ENGINE	N.B	YEAR	GMB NO.	OEM NO.
CROWN	GWS204	3500	2GRFSE	D4S	08.05-12.12		G9040-30010
	GRS214	3500	2GRFSE	D4S	12.12-		16100-39436
	UZS131	4000	1UZFE	HTC	89.08-91.10	GWT-84A	16100-50023
	LS100	D2200	L		77.10-79.08	GWT-42A	16100-59127
	LS110,LS117	D2200	L		79.09-83.07	GWT-42A	16100-59127
CROWN CONFORT	TSS10	2000	1TRFPE	LPG	08.08-	GWT-131A	16100-79445
	GXS10	2000	1GGPE	LPG	95.12-01.02		16100-79146
	YXS10	2000	3YPE	LPG	95.12-08.08	GWT-114A	16100-79037
CROWN ESTATE	GS171W	2000	1GFE	EFI	01.08-03.12	GWT-111A	16100-79285
	JZS171W	2500	1JZFSE	D4	01.08-07.06	GWT-118A	16110-49148
	JZS171W	2500	1JZFSE	D4	01.08-07.06	GWT-118AH	16100-80009
	JZS171W	2500	1JZGE	EFI	99.12-01.08	GWT-118A	16110-49148
	JZS171W	2500	1JZGE	EFI	99.12-01.08	GWT-118AH	16100-80009
	JZS171W	2500	1JZGTE	TBO	99.12-03.12		16100-49856
	JZS171W	2500	1JZGTE	TBO	99.12-03.12		16110-49135
	JZS173W	2500	1JZGE	EFI	99.12-07.06	GWT-118A	16110-49148
	JZS173W	2500	1JZGE	EFI	99.12-07.06	GWT-118AH	16100-80009
	JZS175W	3000	2JZFSE	D4	99.12-07.06	GWT-118A	16110-49148
	JZS175W	3000	2JZFSE	D4	99.12-07.06	GWT-118AH	16100-80009
	CROWN MAJESTA	AWS215	2500	2ARFSE	D4S	14.07-	
JZS149		3000	2JZGE	TWC	91.10-95.08	GWT-120AH	16100-49838
JZS147		3000	2JZGE	TWC	92.10-95.08	GWT-120AH	16100-49838
JZS155		3000	2JZGE	TWC	95.08-99.09	GWT-120AH	16100-49838
JZS155		3000	2JZGE	TWC	98.08-99.09	GWT-118A	16110-49148
JZS155		3000	2JZGE	TWC	98.08-99.09	GWT-118AH	16100-80009
JZS177		3000	2JZFSE	D4	99.09-04.06	GWT-118A	16110-49148
JZS177		3000	2JZFSE	D4	99.09-04.06	GWT-118AH	16100-80009
GWS214		3500	2GRFXE	D4S	13.09-		16100-39436
UZS141		4000	1UZFE	HTC	91.10-95.08	GWT-84A	16100-50023
UZS143,UZS145		4000	1UZFE	HTC	92.10-95.08	GWT-84A	16100-50023
UZS147		4000	1UZFE	HTC	93.08-95.08	GWT-84A	16100-50023
UZS151,UZS157		4000	1UZFE	HTC	95.08-97.07	GWT-84A	16100-50023
UZS155		4000	1UZFE	HTC	95.11-98.08	GWT-84A	16100-50023
UZS155		4000	1UZFE	HTC	95.11-99.09		16100-59276
UZS151,UZS157		4000	1UZFE	HTC	97.07-99.09		16100-59276
UZS171,UZS173,UZS175		4000	1UZFE	EFI	99.09-04.06		16100-59276
UZS186,UZS187		4300	3UZFE	EFI	04.06-08.02		16100-59276
UZS207		4300	3UZFE	EFI	09.03-13.07		16100-59276
URS206		4600	1URFSE	D4	09.03-13.07	GWT-156AM	16100-39506
CT200		ZWA10	1800	2ZRFXE	EFI	11.01-	
CURREN	ST208	1800	4SFE	EFI	95.09-98.07	GWT-77A	16110-79026
	ST208	1800	4SFE	EFI	95.09-98.07	GWT-77A*	16100-79186
	ST207	2000	3SFE	EFI	94.02-97.12	GWT-77A	16110-79026
	ST207	2000	3SFE	EFI	94.02-97.12	GWT-77A*	16100-79186
	ST206	2000	3SFE	EFI	94.02-98.07	GWT-77A	16110-79026
	ST206	2000	3SFE	EFI	94.02-98.07	GWT-77A*	16100-79186
	ST206	2000	3SGE	EFI	94.02-98.07		16100-79226
	ST206	2000	3SGE	EFI	94.02-98.07	GWT-122A	16110-79135
CYNOS	EL52	1300	4EFE	EFI	95.08-99.07	GWT-117A	16110-19107
	EL52	1300	4EFE	EFI	95.08-99.07	GWT-117AH	16100-19226
	EL52	1300	4EFE	EFI	95.08-99.07	GWT-93A	16110-19106
	EL52C	1300	4EFE	EFI	96.10-99.07	GWT-117A	16110-19107

TOYOTA

CAR NAME	MODEL	C.C.	ENGINE	N.B	YEAR	GMB NO.	OEM NO.
CYNOS	EL52C	1300	4EFE	EFI	96.10-99.07	GWT-117AH	16100-19226
	EL52C	1300	4EFE	EFI	96.10-99.07	GWT-93A	16110-19106
	EL44	1500	5EFE	EFI	91.01-95.08	GWT-117AH	16100-19226
	EL44	1500	5EFE	EFI	91.01-95.08	GWT-93A	16110-19106
	EL44	1500	5EFHE	EFI	91.01-95.08	GWT-117AH	16100-19226
	EL44	1500	5EFHE	EFI	91.01-95.08	GWT-93A	16110-19106
	EL54	1500	5EFHE	EFI	95.08-99.07	GWT-117A	16110-19107
	EL54	1500	5EFHE	EFI	95.08-99.07	GWT-117AH	16100-19226
	EL54	1500	5EFHE	EFI	95.08-99.07	GWT-93A	16110-19106
	EL54C	1500	5EFHE	EFI	96.10-99.07	GWT-117A	16110-19107
	EL54C	1500	5EFHE	EFI	96.10-99.07	GWT-117AH	16100-19226
	EL54C	1500	5EFHE	EFI	96.10-99.07	GWT-93A	16110-19106
DELIBOY	KXC10	1500	5K		89.07-94.12		16100-19155
	CXC10	D2000	2C		91.05-94.12	GWT-57A	16100-69295
DUET	M100A,M110A	1000	EJVE	EFI	00.05-04.05	GWD-52A	16102-B2010
	M100A,M110A	1000	EJVE	EFI	00.05-04.05	GWT-134AH	16100-97205
	M100A,M110A	1000	EJDE	EFI	98.09-00.05	GWD-52A	16102-B2010
	M100A,M110A	1000	EJDE	EFI	98.09-00.05	GWT-134AH	16100-97205
	M101A,M111A	1300	K3VE	EFI	00.05-04.05	GWT-100A	16100-B9010
DYNA	YY50	1600	1Y	GAS	85.08-87.08	GWT-114A	16100-79037
	YY51	1800	2Y	GAS	87.08-93.09	GWT-114A	16100-79037
	RZY220,RZY230	2000	1RZE	EFI	01.07-07.08	GWT-138A	16100-79455
	TRY220,TRY230	2000	1TRFE	EFI	03.05-	GWT-131A	16100-79445
	TRY231,TRY281	2000	1TRFPE	LPG	07.12-	GWT-131A	16100-79445
	YU80	2000	3YP	LPG	84.09-87.08	GWT-114A	16100-79037
	YU70V	2000	3Y	GAS	84.09-93.09	GWT-114A	16100-79037
	YU60	2000	3YP	LPG	84.09-93.10	GWT-114A	16100-79037
	YU60	2000	3Y	GAS	84.09-95.05	GWT-114A	16100-79037
	YY52,YY61	2000	3Y	GAS	85.08-95.05	GWT-114A	16100-79037
	YY61	2000	3YP	LPG	85.08-95.05	GWT-114A	16100-79037
	YU61D	2000	3Y	GAS	86.01-93.09	GWT-114A	16100-79037
	YY201,YY211	2000	3Y	GAS	95.05-01.07	GWT-114A	16100-79037
	YY211	2000	3YP	LPG	95.05-01.07	GWT-114A	16100-79037
	YY101,YY121,YY131	2000	3Y	GAS	96.10-01.07	GWT-114A	16100-79037
	LY161	2000	3YP	LPG	98.05-99.05	GWT-114A	16100-79037
	LY162	2000	3YP	LPG	99.05-01.07	GWT-114A	16100-79037
	LY50,LY60	2400	2L	DIE	85.08-88.08	GWT-61A	16100-59139
	LY50	2400	2L	DIE	88.08-95.05	GWT-79A	16100-59257
	KDY220,KDY230	2500	2KDFTV	DTB	04.08-07.09		16100-69357
	KDY240V,KDY270	2500	2KDFTV	DTB	04.08-07.09		16100-69357
	KDY280,KDY290V	2500	2KDFTV	DTB	04.08-07.09		16100-69357
	KDY220,KDY230	2500	2KDFTV	DTB	04.08-07.09	GWT-116A	16110-69045
	KDY240V,KDY270	2500	2KDFTV	DTB	04.08-07.09	GWT-116A	16110-69045
	KDY280,KDY290V	2500	2KDFTV	DTB	04.08-07.09	GWT-116A	16110-69045
	RZU300	2700	3RZFPE	LPG	00.05-07.05	GWT-131A	16100-79445
	RZU300,RZU340	2700	3RZFE	EFI	00.05-07.05	GWT-131A	16100-79445
	LY230,LY280	2700	3RZFPE	LPG	01.07-04.08	GWT-131A	16100-79445
	RZY231H,RZY281H	2700	3RZFPE	LPG	03.05-07.12	GWT-131A	16100-79445
	RZU301	2700	3RZFPE	LPG	03.06-07.05	GWT-131A	16100-79445
	TRU300,TRU300A	2700	2TRFE	EFI	07.05-11.06	GWT-131A	16100-79445
	TRU340,TRU500	2700	2TRFE	EFI	07.05-11.06	GWT-131A	16100-79445
	TRC600,TRC600A	2700	2TRFE	EFI	11.07-	GWT-131A	16100-79445

TOYOTA

CAR NAME	MODEL	C.C.	ENGINE	N.B	YEAR	GMB NO.	OEM NO.
DYNA	TRU600	2700	2TRFE	EFI	11.07-	GWT-131A	16100-79445
	BU68DH	2700	27LPG	LPG	93.11-95.05	GWT-131A	16100-79445
	RZU100,RZU100A	2700	3RZFE	EFI	95.05-00.07	GWT-131A	16100-79445
	RZU100A,RZU100H	2700	3RZFP	LPG	95.05-00.07	GWT-131A	16100-79445
	RZU140	2700	3RZFE	EFI	97.08-00.07	GWT-131A	16100-79445
	LY51,LY61	2800	3L	DIE	88.08-95.05	GWT-79A	16100-59257
	LY201,LY211	2800	3L	DIE	95.05-99.05	GWT-79A	16100-59257
	LY101,LY111,LY121	2800	3L	DIE	96.10-99.05	GWT-79A	16100-59257
	LY131,LY151,LY161	2800	3L	DIE	96.10-99.05	GWT-79A	16100-59257
	LY220,LY230,LY240V	3000	5L	DIE	01.07-04.08	GWT-79A	16100-59257
	LY270,LY280,LY290V	3000	5L	DIE	01.07-04.08	GWT-79A	16100-59257
	KDY221,KDY231	3000	1KDFTV	DTB	07.09-		16100-69357
	KDY241V,KDY271	3000	1KDFTV	DTB	07.09-		16100-69357
	KDY281	3000	1KDFTV	DTB	07.09-		16100-69357
	KDY221,KDY231	3000	1KDFTV	DTB	07.09-	GWT-116A	16110-69045
	KDY241V,KDY271	3000	1KDFTV	DTB	07.09-	GWT-116A	16110-69045
	KDY281	3000	1KDFTV	DTB	07.09-	GWT-116A	16110-69045
	BU60,BU70V,BU70VH	3000	B	DIE	84.09-88.08	GWT-109A	16100-59076
	BU80	3000	B	DIE	84.09-88.08	GWT-109A	16100-59076
	BU61,BU81	3000	11B	DIE	85.01-88.08	GWD-13A	16100-59145
	BU60VH	3000	B	DIE	86.01-95.05	GWD-13A	16100-59145
	BU60VH	3000	B	DIE	86.01-95.05	GWT-110A	16100-59166
	BU60,BU70V,BU70VH	3000	B	DIE	88.08-95.05		16100-59265
	BU83	3000	B	DIE	88.08-95.05		16100-59265
	BU61,BU84	3000	11B	DIE	88.08-95.05	GWT-110A	16100-59166
	LY102,LY112,LY122	3000	5L	DIE	99.05-01.07	GWT-79A	16100-59257
	LY132,LY152,LY162	3000	5L	DIE	99.05-01.07	GWT-79A	16100-59257
	LY202,LY212	3000	5L	DIE	99.05-01.07	GWT-79A	16100-59257
	BU62,BU62D,BU62H	3400	13B	DIE	84.09-88.08	GWD-13A	16100-59145
	BU64,BU64D,BU82,BU85	3400	13B	DIE	84.09-88.08	GWD-13A	16100-59145
	BU85V	3400	13B	DIE	84.09-88.08	GWD-13A	16100-59145
	BU85,BU95	3400	13BT	DTB	84.09-89.10	GWD-13A	16100-59145
	BU90	3400	13BT	DTB	84.09-95.05	GWD-13A	16100-59145
	BU77	3400	13B	DIE	85.10-87.08	GWD-13A	16100-59145
	BU98	3400	13B	DIE	85.10-88.08	GWD-13A	16100-59145
	BU93	3400	13B	DIE	86.03-88.08	GWD-13A	16100-59145
	BU68DH	3400	3B	DIE	89.10-95.05		16100-59265
	BU100A,BU120V,BU140	3400	3B	DIE	95.05-99.05	GWT-110A	16100-59166
	BU100	3400	3B	DIE	95.05-99.06	GWT-110A	16100-59166
	BU105,BU145	3400	3B	DIE	97.08-99.05	GWT-110A	16100-59166
	BU66,BU66D,BU66H	3700	14B	DIE	88.08-95.05	GWT-110A	16100-59166
	BU67,BU67D,BU87	3700	14B	DIE	88.08-95.05	GWT-110A	16100-59166
	BU87V,BU88,BU91,BU94	3700	14B	DIE	88.08-95.05	GWT-110A	16100-59166
	BU96	3700	14B	DIE	88.08-95.05	GWT-110A	16100-59166
	BU72H	3700	14B	DIE	89.10-92.10	GWT-110A	16100-59166
	BU72,BU72D,BU72DH	3700	14B	DIE	89.10-95.05	GWT-110A	16100-59166
	BU74,BU78	3700	14B	DIE	89.10-95.05	GWT-110A	16100-59166
	BU88,BU91,BU96	3700	14BT	DTB	89.10-95.05	GWT-110A	16100-59166
	BU73	3700	14B	DIE	90.05-95.05	GWT-110A	16100-59166
	BU66DH	3700	14B	DIE	90.08-95.05	GWT-110A	16100-59166
	BU94	3700	14B	DTB	90.08-95.05	GWT-110A	16100-59166
	BU94	3700	14BT	DTB	90.08-95.05	GWT-110A	16100-59166

TOYOTA

CAR NAME	MODEL	C.C.	ENGINE	N.B	YEAR	GMB NO.	OEM NO.
DYNA	BU306,BU306V,BU346	3700	4B	DIE	99.05-04.06		16100-59285
	BU301A	3700	4B	DIE	99.07-02.06		16100-59285
	BU301	3700	4B	DIE	99.07-04.06		16100-59285
	XKC605,XKC645	4000	N04CUL	DIE	11.07-		16100-E0780
	XKC655,XKU600A	4000	N04CUL	DIE	11.07-		16100-E0780
	XKU600,XKU605,XKU640	4000	N04CUL	DIE	11.07-		16100-E0780
	XKU645,XKU650,XKU655	4000	N04CUL	DIE	11.07-		16100-E0780
	XKU700,XKU710,XKU720	4000	N04CUL	DIE	11.07-		16100-E0780
	XZC710,XZU700	4000	N04CUN	DIE	11.07-		16100-E0780
	XZU710,XZU720	4000	N04CUN	DIE	11.07-		16100-E0780
	XZU700,XZU710,XZU720	4000	N04CUP	DIE	11.07-		16100-E0780
	XZU700A,XZU700	4000	N04CUQ	DIE	11.07-		16100-E0780
	XZU710,XZU720,XZU730	4000	N04CUQ	DIE	11.07-		16100-E0780
	XZU775	4000	N04CUP	DIE	11.08-		16100-E0780
	WU75D,WU90,WU95	4000	1W	DIE	84.09-95.05		16100-E0151
	WU85	4000	1W	DIE	89.10-95.05		16100-E0151
	WU93	4000	1W	DIE	91.09-95.05		16100-E0151
	XZU301A,XZU301H	4100	15BLPG	LPG	00.05-04.06	GWT-110A	16100-59166
	XZU341	4100	15BLPG	LPG	00.05-04.06	GWT-110A	16100-59166
	XZU301A,XZU302	4100	15BCNG	CNG	00.10-04.06	GWT-110A	16100-59166
	XZU412	4100	15BCNG	CNG	00.11-03.06	GWT-110A	16100-59166
	XZU342	4100	15BCNG	CNG	01.08-04.06	GWT-110A	16100-59166
	XZU302,XZU342	4100	15BLPG	LPG	01.08-04.06	GWT-110A	16100-59166
	XZU412	4100	15BLPG	LPG	02.06-03.06	GWT-110A	16100-59166
	BZU300,BZU300A	4100	1BZFNE	CNG	03.06-07.05	GWT-110A	16100-59166
	BZU340,BZU410	4100	1BZFNE	CNG	03.06-07.05	GWT-110A	16100-59166
	BZU410	4100	1BZFPE	LPG	03.06-07.05	GWT-110A	16100-59166
	BZU300,BZU300A	4100	1BZFPE	LPG	03.06-11.06	GWT-110A	16100-59166
	BZU340	4100	1BZFPE	LPG	03.06-11.06	GWT-110A	16100-59166
	XKU304H,XKU344	4100	N04C	DIE	03.10-06.10		16100-78170
	XKU414,XKU424	4100	N04C	DIE	03.10-06.10		16100-78170
	XZU304H,XZU304	4100	N04C	DIE	03.10-06.10		16100-78170
	XZU344,XZU415	4100	N04C	DIE	03.10-06.10		16100-78170
	XZU304A,XZU305A	4100	N04C	DIE	03.10-07.05		16100-78170
	XZU414	4100	N04C	DIE	03.10-07.05		16100-78170
	XZU308,XZU308V	4100	N04C	DIE	04.06-06.10		16100-78170
	XZU314D,XZU334	4100	N04C	DIE	04.06-06.10		16100-78170
	XZU338,XZU348	4100	N04C	DIE	04.06-06.10		16100-78170
	XZU354D,XZU354H	4100	N04C	DIE	04.06-06.10		16100-78170
	XZU368D,XZU368	4100	N04C	DIE	04.06-06.10		16100-78170
	XZU378,XZU388	4100	N04C	DIE	04.06-06.10		16100-78170
	XZU404A,XZU404	4100	N04C	DIE	04.06-06.10		16100-78170
	XZU424	4100	N04C	DIE	04.06-06.10		16100-78170
	XZU404	4100	N04C	DTB	04.06-11.06		16100-78170
	XZU304D,XZU314D	4100	N04CTJ	DTB	06.10-10.03		16100-78170
	XZU324D	4100	N04CTJ	DTB	06.10-10.03		16100-78170
	XKU414,XKU424	4100	N04CTN	DIE	06.10-11.06		G9020-47022
	XKU304A,XKU308H	4100	N04CTN	DIE	06.10-11.06		16100-78170
	XKU308,XKU338,XKU344	4100	N04CTN	DIE	06.10-11.06		16100-78170
	XKU348,XKU414,XKU424	4100	N04CTN	DIE	06.10-11.06		16100-78170
	XKU508H,XKU508	4100	N04CTN	DIE	06.10-11.06		16100-78170
	XZU304H,XZU304	4100	N04CTK	DTB	06.10-11.06		16100-78170

TOYOTA

CAR NAME	MODEL	C.C.	ENGINE	N.B	YEAR	GMB NO.	OEM NO.
DYNA	XZU308,XZU314D	4100	N04CTK	DTB	06.10-11.06		16100-78170
	XZU334,XZU344,XZU348	4100	N04CTK	DTB	06.10-11.06		16100-78170
	XZU354D,XZU354H	4100	N04CTK	DTB	06.10-11.06		16100-78170
	XZU368D,XZU368	4100	N04CTK	DTB	06.10-11.06		16100-78170
	XZU378,XZU388	4100	N04CTK	DTB	06.10-11.06		16100-78170
	XZU404A,XZU414	4100	N04C	DTB	06.10-11.06		16100-78170
	XZU424,XZU434,XZU454	4100	N04C	DTB	06.10-11.06		16100-78170
	XZU488	4100	N04C	DTB	06.10-11.06		16100-78170
	XZU308,XZU338	4100	N04CTH	DTB	06.10-11.06		16100-78170
	XZU348,XZU504,XZU508	4100	N04CTH	DTB	06.10-11.06		16100-78170
	XZU508V,XZU538	4100	N04CTH	DTB	06.10-11.06		16100-78170
	XZU304A,XZU304H	4100	N04CTJ	DTB	06.10-11.06		16100-78170
	XZU304,XZU308,XZU334	4100	N04CTJ	DTB	06.10-11.06		16100-78170
	XZU338,XZU344,XZU348	4100	N04CTJ	DTB	06.10-11.06		16100-78170
	XZU354D,XZU368D	4100	N04CTJ	DTB	06.10-11.06		16100-78170
	XZU368,XZU378,XZU388	4100	N04CTJ	DTB	06.10-11.06		16100-78170
	XZU504,XZU508	4100	N04CTJ	DTB	06.10-11.06		16100-78170
	XZU508V,XZU524D	4100	N04CTJ	DTB	06.10-11.06		16100-78170
	XZU538,XZU548	4100	N04CTJ	DTB	06.10-11.06		16100-78170
	XZU554D,XZU568D	4100	N04CTJ	DTB	06.10-11.06		16100-78170
	XZU568	4100	N04CTJ	DTB	06.10-11.06		16100-78170
	XZU304A,XZU308	4100	N04CTM	DTB	07.05-11.06		16100-78170
	XZU348	4100	N04CTM	DTB	07.05-11.06		16100-78170
	XZU504,XZU508,XZU538	4100	N04CUD	DTB	08.01-11.06		16100-78170
	XZU508,XZU524D	4100	N04CUE	DTB	08.01-11.06		16100-78170
	XZU538,XZU548	4100	N04CUE	DTB	08.01-11.06		16100-78170
	XZU554D	4100	N04CUE	DTB	08.01-11.06		16100-78170
	XZU304,XZU308	4100	N04CUE	DTB	09.12-11.06		16100-78170
	XZU324D,XZU354D	4100	N04CUE	DTB	09.12-11.06		16100-78170
	XZU304A,XZU304D	4100	N04CUE	DTB	10.03-11.06		16100-78170
	XZU304H,XZU314D	4100	N04CUE	DTB	10.03-11.06		16100-78170
	XZU334,XZU338,XZU344	4100	N04CUE	DTB	10.03-11.06		16100-78170
	XZU348	4100	N04CUE	DTB	10.03-11.06		16100-78170
	BZU600,BZU600A	4100	1BZFPE	LPG	11.07-	GWT-110A	16100-59166
	XZC600,XZC605	4100	N04CUM	DIE	11.07-		16100-E0780
	XZC605V,XZU605	4100	N04CUM	DIE	11.07-		16100-E0780
	XZC600,XZC605	4100	N04CUN	DIE	11.07-		16100-E0780
	XZC605V,XZC610D	4100	N04CUN	DIE	11.07-		16100-E0780
	XZC630D,XZC645	4100	N04CUN	DIE	11.07-		16100-E0780
	XZC655,XZC675D	4100	N04CUN	DIE	11.07-		16100-E0780
	XZC675,XZU600A	4100	N04CUN	DIE	11.07-		16100-E0780
	XZU600D,XZU600H	4100	N04CUN	DIE	11.07-		16100-E0780
	XZU600,XZU605	4100	N04CUN	DIE	11.07-		16100-E0780
	XZU610D,XZU620D	4100	N04CUN	DIE	11.07-		16100-E0780
	XZU630D,XZU640	4100	N04CUN	DIE	11.07-		16100-E0780
	XZU645,XZU650,XZU655	4100	N04CUN	DIE	11.07-		16100-E0780
	XZU675D,XZU675	4100	N04CUN	DIE	11.07-		16100-E0780
	XZU685,XZU695	4100	N04CUN	DIE	11.07-		16100-E0780
	XZU600A,XZU600H	4100	N04CUP	DIE	11.07-		16100-E0780
	XZU600W,XZU605	4100	N04CUP	DIE	11.07-		16100-E0780
	XZU610D,XZU620D	4100	N04CUP	DIE	11.07-		16100-E0780
	XZU640,XZU640W	4100	N04CUP	DIE	11.07-		16100-E0780

TOYOTA

CAR NAME	MODEL	C.C.	ENGINE	N.B	YEAR	GMB NO.	OEM NO.
DYNA	XZU650,XZU650W	4100	N04CUP	DIE	11.07-		16100-E0780
	XZU655,XZU675D	4100	N04CUP	DIE	11.07-		16100-E0780
	XZU675,XZU685,XZU695	4100	N04CUP	DIE	11.07-		16100-E0780
	BU122V	4100	15BF	DIE	95.05-97.08	GWT-110A	16100-59166
	BU102A,BU102D	4100	15BF	DIE	95.05-99.05	GWT-110A	16100-59166
	BU102H,BU112,BU112D	4100	15BF	DIE	95.05-99.05	GWT-110A	16100-59166
	BU132,BU162A,BU162D	4100	15BF	DIE	95.05-99.05	GWT-110A	16100-59166
	BU172,BU202,BU222	4100	15BF	DIE	95.05-99.05	GWT-110A	16100-59166
	BU212,BU222	4100	15BFT	DTB	95.05-99.05	GWT-110A	16100-59166
	FB5BCAT,FB5BEAT	4100	15B	DIE	95.05-99.05	GWT-110A	16100-59166
	FB5BEAV,FB5BGAT	4100	15B	DIE	95.05-99.05	GWT-110A	16100-59166
	FB5BGAV	4100	15B	DIE	95.05-99.05	GWT-110A	16100-59166
	BU102,BU142,BU162	4100	15BF	DIE	95.05-99.06	GWT-110A	16100-59166
	BU182,BU212	4100	15BF	DIE	95.05-99.06	GWT-110A	16100-59166
	BU142	4100	15BFP	LPG	96.05-99.05	GWT-110A	16100-59166
	BU107,BU112A,BU137	4100	15BF	DIE	96.10-99.05	GWT-110A	16100-59166
	BU147	4100	15BF	DIE	96.10-99.05	GWT-110A	16100-59166
	BU297	4100	15BFT	DTB	97.01-99.05	GWT-112A	16100-59187
	BU102A,BU102H	4100	15BFP	LPG	97.08-99.05	GWT-110A	16100-59166
	BU212K	4100	15BF	DIE	97.08-99.06	GWT-110A	16100-59166
	FB4JEAT	4100	15B	DIE	97.11-99.05	GWT-110A	16100-59166
	FB4JEAT	4100	15B	LPG	97.11-99.05	GWT-110A	16100-59166
	RZU100A,RZU100H	4100	15BFP	LPG	99.05-00.07	GWT-110A	16100-59166
	BU400	4100	15BFTE	DTB	99.08-02.06		16100-59295
	BU410,BU420,BU430	4100	15BFTE	DTB	99.08-04.06		16100-59295
	XZU342	4600	S05C	DIE	00.05-04.06		16100-78030
	XZU342	4600	S05C	DIE	00.05-04.06	GWH-02A	16100-E0271
	XZU302A,XZU302D	4600	S05C	DIE	99.05-04.06		16100-78030
	XZU302H,XZU307	4600	S05C	DIE	99.05-04.06		16100-78030
	XZU312D,XZU322D	4600	S05C	DIE	99.05-04.06		16100-78030
	XZU322,XZU337,XZU347	4600	S05C	DIE	99.05-04.06		16100-78030
	XZU352D,XZU402	4600	S05C	DIE	99.05-04.06		16100-78030
	XZU412	4600	S05C	DIE	99.05-04.06		16100-78030
	XZU302A,XZU302D	4600	S05C	DIE	99.05-04.06	GWH-02A	16100-E0271
	XZU302H,XZU307	4600	S05C	DIE	99.05-04.06	GWH-02A	16100-E0271
	XZU312D,XZU322D	4600	S05C	DIE	99.05-04.06	GWH-02A	16100-E0271
	XZU322,XZU337,XZU347	4600	S05C	DIE	99.05-04.06	GWH-02A	16100-E0271
	XZU352D,XZU402	4600	S05C	DIE	99.05-04.06	GWH-02A	16100-E0271
	XZU412	4600	S05C	DIE	99.05-04.06	GWH-02A	16100-E0271
	XZU302	4600	S05C	DIE	99.07-04.06		16100-78030
	XZU302	4600	S05C	DIE	99.07-04.06	GWH-02A	16100-E0271
	XZU362A,XZU362D	4600	S05C	DIE	99.07-04.06		16100-E0680
	XZU362,XZU372,XZU382	4600	S05C	DIE	99.07-04.06		16100-E0680
	XZU307V	4600	S05C	DIE	99.08-04.06		16100-78030
	XZU307V	4600	S05C	DIE	99.08-04.06	GWH-02A	16100-E0271
	XZU413,XZU423,XZU433	4700	J05D	DIE	04.06-06.10		16100-78090
	XZU301	4900	S05D	DIE	00.05-04.06		16100-78030
	XZU301	4900	S05D	DIE	00.05-06.10	GWH-02A	16100-E0271
	XZU306V,XZU336	4900	S05D	DIE	04.06-06.10	GWH-02A	16100-E0271
	XZU311A,XZU321A	4900	S05D	DIE	99.05-02.06		16100-78030
	XZU311A,XZU321A	4900	S05D	DIE	99.05-02.06	GWH-02A	16100-E0271
	XZU301A,XZU301D	4900	S05D	DIE	99.05-04.06		16100-78030

TOYOTA

CAR NAME	MODEL	C.C.	ENGINE	N.B	YEAR	GMB NO.	OEM NO.	
DYNA	XZU301H,XZU306	4900	S05D	DIE	99.05-04.06		16100-78030	
	XZU311D,XZU321D	4900	S05D	DIE	99.05-04.06		16100-78030	
	XZU331,XZU341,XZU346	4900	S05D	DIE	99.05-04.06		16100-78030	
	XZU351D,XZU401	4900	S05D	DIE	99.05-04.06		16100-78030	
	XZU411,XZU421	4900	S05D	DIE	99.05-04.06		16100-78030	
	XZU301A,XZU301D	4900	S05D	DIE	99.05-06.10	GWH-02A	16100-E0271	
	XZU301H,XZU306	4900	S05D	DIE	99.05-06.10	GWH-02A	16100-E0271	
	XZU311D,XZU321D	4900	S05D	DIE	99.05-06.10	GWH-02A	16100-E0271	
	XZU331,XZU341,XZU346	4900	S05D	DIE	99.05-06.10	GWH-02A	16100-E0271	
	XZU351D,XZU401	4900	S05D	DIE	99.05-06.10	GWH-02A	16100-E0271	
	XZU411,XZU421	4900	S05D	DIE	99.05-06.10	GWH-02A	16100-E0271	
	XZU371	4900	S05D	DIE	99.08-04.06		16100-E0680	
	FB4JEAT	5300	J05C	DIE	95.05-97.10	GWT-110A	16100-59166	
	FB4JCAD,FB4JEAT	5300	J05C	DIE	95.05-99.05		16100-E0420	
	FB4JGAK,FB4JGAT	5300	J05C	DIE	95.05-99.05		16100-E0420	
	XZU130A	5300	J05C	DIE	95.10-99.05		16100-89103	
	XZU140	5300	J05C	DIE	97.08-99.05		16100-89103	
	XZU400A,XZU400	5300	J05C	DIE	99.05-04.06		16100-78030	
	XZU410,XZU420,XZU430	5300	J05C	DIE	99.05-04.06		16100-78030	
	XZU400A,XZU400	5300	J05C	DIE	99.05-04.06	GWH-02A	16100-E0271	
	XZU410,XZU420,XZU430	5300	J05C	DIE	99.05-04.06	GWH-02A	16100-E0271	
	XZU320A	5300	J05C	DIE	99.06-02.06		16100-78030	
	XZU320A	5300	J05C	DIE	99.06-02.06	GWH-02A	16100-E0271	
	XZU300H,XZU330	5300	J05C	DIE	99.06-04.06		16100-78030	
	XZU340,XZU350H	5300	J05C	DIE	99.06-04.06		16100-78030	
	XZU300H,XZU330	5300	J05C	DIE	99.06-04.06	GWH-02A	16100-E0271	
	XZU340,XZU350H	5300	J05C	DIE	99.06-04.06	GWH-02A	16100-E0271	
	DYNA/COASTER	YY50	1800	1Y		85.08-87.08	GWT-54A	16100-79035
		RU10,RU12,RU15,RU18	2000	5R		69.02-70.10	GWT-36A	16100-49105
		RU10,RU12,RU15,RU18	2000	5R		70.10-75.04	GWT-14A	16100-49155
		RU19	2000	5R		70.10-75.04	GWT-14A	16100-49155
		RU10,RU12,RU15,RU19	2000	5R		75.04-77.07	GWT-24A	16100-49415
RU20,RU22,RU30,RU32		2000	5R		77.08-84.08	GWT-24A	16100-49415	
RB11,RB12		2200	20R		78.02-80.08	GWT-41A	16100-39315	
RB13		2400	22R		80.08-82.04	GWT-41A	16100-39316	
JU10		D2500	2J		72.07-77.07		16100-49107	
JU20		D2500	2J		77.08-80.08		16100-49208	
BB10,BB11		D3200	2B		77.08-80.08	GWT-47A	16100-59017	
BB10,BB11		D3200	2B		77.08-80.08	GWT-56A	16100-59026	
BB11		D3200	2B		80.08-82.04	GWT-109A	16100-59075	
BB11		D3200	2B		80.08-82.04	GWT-48A	16100-59085	
HU15		D3600	H		69.08-77.07	GWT-21A*	16100-49148	
HU30		D3600	H		77.08-80.08		16100-49526	
HU30		D3600	H		77.08-80.08	GWT-21A	16120-47013	
ESQUIRE		ZWR80G	1800	2ZRFXE	EFI	14.10-		161A0-29015
	ZRR80G,ZRR85G	2000	3ZRFAE	EFI	14.10-		16100-39565	
ESTIMA	AHR10W	2400	2AZFXE	EFI	01.05-06.01		16100-28051	
	ACR50W,ACR55W	2400	2AZFE	EFI	06.01-	GWT-119A	16100-28041	
	ACR50W,ACR55W	2400	2AZFE	EFI	06.01-	GWT-157A	16100-0H050	
	AHR20W	2400	2AZFXE	EFI	06.06-	GWT-119A	16100-28041	
	TCR11W,TCR21W	2400	2TZFE	EFI	90.05-94.08	GWT-87A*	16100-79165	
	TCR10W,TCR20W	2400	2TZFE	EFI	93.02-98.01	GWT-87A*	16100-79165	

TOYOTA

CAR NAME	MODEL	C.C.	ENGINE	N.B	YEAR	GMB NO.	OEM NO.
ESTIMA	TCR11W,TCR21W	2400	2TZFE	SPC	94.08-99.12	GWT-87A*	16100-79165
	TCR10W,TCR20W	2400	2TZFE	SPC	96.08-99.12	GWT-87A*	16100-79165
	GSR50W,GSR55W	3500	2GRFE	EFI	06.01-		16100-39456
ESTIMA EMINA	CXR10G,CXR11G	2200	3CT	DTB	92.01-93.08		16100-69315
	CXR20G,CXR21G	2200	3CT	DTB	92.01-93.08		16100-69315
	CXR10G,CXR11G	2200	3CTE	DTB	93.08-99.12		16100-69365
	CXR20G,CXR21G	2200	3CTE	DTB	93.08-99.12		16100-69365
	TCR10G,TCR11G	2400	2TZFE	EFI	92.01-99.12	GWT-87A*	16100-79165
	TCR20G,TCR21G	2400	2TZFE	EFI	92.01-99.12	GWT-87A*	16100-79165
ESTIMA L	ACR30W,ACR40W	2400	2AZFE	EFI	00.02-06.01	GWT-119A	16100-28041
	MCR30W,MCR40W	3000	1MZFE	EFI	99.12-06.01	GWT-92A	16100-29085
ESTIMA LUCIDA	CXR10G,CXR11G	2200	3CT	DTB	92.01-93.08		16100-69315
	CXR20G,CXR21G	2200	3CT	DTB	92.01-93.08		16100-69315
	CXR10G,CXR20G	2200	3CTE	DTB	93.08-99.08		16100-69365
	CXR11G,CXR21G	2200	3CTE	DTB	93.08-99.12		16100-69365
	TCR10G,TCR11G	2400	2TZFE	EFI	92.01-99.12	GWT-87A*	16100-79165
	TCR20G,TCR21G	2400	2TZFE	EFI	92.01-99.12	GWT-87A*	16100-79165
ESTIMA T	ACR30W,ACR40W	2400	2AZFE	EFI	00.02-06.01	GWT-119A	16100-28041
	MCR30W,MCR40W	3000	1MZFE	EFI	99.12-06.01	GWT-92A	16100-29085
FAN CARGO	NCP20	1300	2NZFE	EFI	99.08-05.09		16100-29157
	NCP21,NCP25	1500	1NZFE	EFI	99.08-05.09		16100-29157
FJ CRUISER	GSJ15W	4000	1GRFE	EFI	10.11-		16100-39545
			V6		03.01-09.12	GWT-151A	16100-09470
GAIA	ACM10G	2000	1AZFSE	D4	01.04-04.09	GWT-119A	16100-28041
	ACM15G	2000	1AZFSE	D4	02.08-04.09	GWT-119A	16100-28041
	SXM10G	2000	3SFE	EFI	98.05-01.04	GWT-77A	16110-79026
	SXM10G	2000	3SFE	EFI	98.05-01.04	GWT-77A*	16100-79186
	SXM15G	2000	3SFE	EFI	98.05-02.08	GWT-77A	16110-79026
	SXM15G	2000	3SFE	EFI	98.05-02.08	GWT-77A*	16100-79186
	CXM10G	2200	3CTE	DTB	98.05-04.09	GWT-94A	16100-64H06
GRAND HIACE	KCH10W,KCH16W	3000	1KZTE	DTB	99.07-02.05		16100-69357
	KCH10W,KCH16W	3000	1KZTE	DTB	99.07-02.05	GWT-116A	16110-69045
	VCH10W,VCH16W	3400	5VZFE	EFI	99.07-02.05	GWT-103A	16100-69535
	VCH22K,VCH28K	3400	5VZFE	EFI	99.07-05.01	GWT-103A	16100-69535
GRAVIA	RCH11W	2700	3RZFE	EFI	95.08-98.04	GWT-131A	16100-79445
	KCH10W	3000	1KZTE	DTB	95.08-02.05		16100-69357
	KCH10W	3000	1KZTE	DTB	95.08-02.05	GWT-116A	16110-69045
	KCH12K	3000	1KZTE	DTB	95.08-97.08		16100-69357
	KCH12K	3000	1KZTE	DTB	95.08-97.08	GWT-116A	16110-69045
	KCH16W	3000	1KZTE	DTB	95.09-02.05		16100-69357
	KCH16W	3000	1KZTE	DTB	95.09-02.05	GWT-116A	16110-69045
	VCH10W,VCH16W	3400	5VZFE	EFI	97.08-02.05	GWT-103A	16100-69535
	VCH22K,VCH28K	3400	5VZFE	EFI	99.07-05.01	GWT-103A	16100-69535
GS250	GRL11	2500	4GRFSE	D4	11.12-		16100-39436
GS300	AWL10	2500	2ARFSE	D4S	13.09-		16100-39575
GS350	GRS191,GRS196	3500	2GRFSE	D4	05.08-12.01		16100-39436
	GRL10,GRL15	3500	2GRFSE	D4S	11.12-15.10		16100-39436
	GRL12,GRL16	3500	2GRFKS	D4S	15.10-		16100-39615
GS430	UZS190	4300	3UZFE	EFI	05.08-07.09		16100-59276
GS450	GWS191	3500	2GRFSE	D4	06.02-12.01		16100-39436
	GWS191	3500	2GRFSE	D4	06.02-12.01		G9020-30040
	GWS191	3500	2GRFSE	D4	06.02-12.01		G9020-30050

TOYOTA

CAR NAME	MODEL	C.C.	ENGINE	N.B	YEAR	GMB NO.	OEM NO.
GS450	GWL10	3500	2GRFXE	D4S	12.01-		16100-39436
GS460	URS190	4600	1URFSE	D4	07.09-12.01	GWT-156AM	16100-39506
HARRIER	ZSU60W,ZSU65W	2000	3ZRFAE	EFI	13.11-		16100-39565
	SXU10W,SXU15W	2200	5SF6E	EFI	97.12-00.11	GWT-77A	16110-79026
	SXU10W,SXU15W	2200	5SF6E	EFI	97.12-00.11	GWT-77A*	16100-79186
	ACU10W,ACU15W	2400	2AZFE	EFI	00.11-03.02	GWT-119A	16100-28041
	ACU30W,ACU35W	2400	2AZFE	EFI	03.02-12.07	GWT-119A	16100-28041
	AVU65W	2500	2ARFXE	EFI	13.11-		16100-39575
	MCU30W,MCU31W	3000	1MZFE	EFI	03.02-06.01	GWT-92A	16100-29085
	MCU35W,MCU36W	3000	1MZFE	EFI	03.02-06.01	GWT-92A	16100-29085
	MCU10W	3000	1MZFE	EFI	97.12-03.02	GWT-92A	16100-29085
	MCU15W	3000	1MZFE	EFI	98.01-03.02	GWT-92A	16100-29085
	MHU38W	3300	3MZFE	EFI	05.03-12.07		G9020-48052
	MHU38W	3300	3MZFE	EFI	05.03-12.07	GWT-92A	16100-29085
	GSU30W,GSU31W	3500	2GRFE	EFI	06.01-10.08		16100-39456
	GSU35W,GSU36W	3500	2GRFE	EFI	06.01-10.08		16100-39456
	HIACE	PH10	1350	3P		67.09-75.11	
RH10,RH15		1500	2R		67.09-70.09	GWT-25A	16100-39035
RH10,RH15		1500	2R		70.09-71.01	GWT-05A	16100-39115
RH11,RH16		1600	12R		71.02-75.11	GWT-05A	16100-39115
RH13,RH16		1600	12R		75.11-77.01	GWT-12A	16100-39116
RH11		1600	12R		75.11-79.12	GWT-12A	16100-39116
RH20,RH30,RH40		1600	12R		77.02-79.12	GWT-12A	16100-39116
RH34		1600	12R		79.12-82.11		16100-39285
RH24		1600	12R		79.12-85.07		16100-39285
YH80		1600	1YJ	GAS	85.08-87.08	GWT-114A	16100-79037
RH12,RH14,RH17		1800	16R		75.11-77.01	GWT-26AF*	16100-39245
RH17		1800	16R		75.11-77.01	GWT-44A	16120-34110
HR21		1800	16R		77.02-79.12	GWT-27A	16120-34100
HR21,HR31,RH41		1800	16R		77.02-79.12	GWT-27AFH	16100-39236
YH50V		1800	2Y	GAS	82.12-89.08	GWT-114A	16100-79037
YH50V		1800	3YP	LPG	83.11-87.08	GWT-114A	16100-79037
YH81		1800	2Y	GAS	87.08-95.05	GWT-114A	16100-79037
RZH182K		2000	1RZE	EFI	00.12-03.08	GWT-138A	16100-79455
TRH102V,TRH112K		2000	1TRFE	EFI	03.08-04.08	GWT-131A	16100-79445
TRH112V		2000	1TRFE	EFI	03.08-04.08	GWT-131A	16100-79445
TRH122K,TRH124B		2000	1TRFE	EFI	03.08-05.01	GWT-131A	16100-79445
TRH200K,TRH200V		2000	1TR		04.08-	GWT-131A	16100-79445
TRH200K,TRH200V		2000	1TRFE	EFI	04.08-	GWT-131A	16100-79445
RH42		2000	18R		77.02-79.12	GWT-27A	16120-34100
RH42		2000	18R		77.02-79.12	GWT-27AFH	16100-39236
RH22		2000	18R		77.04-79.03	GWT-27A	16120-34100
RH22		2000	18R		77.04-79.03	GWT-27AFH	16100-39236
RH23,RH33		2000	21R		79.03-82.11	GWT-41A	16100-39316
RH45		2000	18R		79.12-82.11	GWT-27A	16120-34100
RH35,RH45		2000	18R		79.12-82.11	GWT-27AFH	16100-39295
YH51G,YH61G		2000	3YU	GAS	82.12-89.08	GWT-114A	16100-79037
YH71B		2000	3YJ	GAS	82.12-89.08	GWT-114A	16100-79037
YH61V,YH71V		2000	3Y	GAS	82.12-89.08	GWT-114A	16100-79037
YH61V		2000	3YP	LPG	83.11-87.08	GWT-114A	16100-79037
YH61VH		2000	3Y	GAS	84.01-89.08	GWT-114A	16100-79037
YH52V,YH62V		2000	3YJ	GAS	84.01-89.08	GWT-114A	16100-79037

TOYOTA

CAR NAME	MODEL	C.C.	ENGINE	N.B	YEAR	GMB NO.	OEM NO.
HIACE	YH51V	2000	3Y	GAS	85.08-89.08	GWT-114A	16100-79037
	YH57G	2000	3YU	GAS	87.08-89.08	GWT-114A	16100-79037
	RZH110G	2000	1RZE	EFI	89.08-93.08	GWT-138A	16100-79455
	RZH102V,RZH112K	2000	1RZ	GAS	89.08-93.08	GWT-138A	16100-79455
	RZH112V,RZH122V	2000	1RZ	GAS	89.08-93.08	GWT-138A	16100-79455
	RZH124B	2000	1RZ	GAS	89.08-93.08	GWT-138A	16100-79455
	RZH100G	2000	1RZE	EFI	89.08-95.08	GWT-138A	16100-79455
	RZH102V,RZH112K	2000	1RZE	EFI	93.08-03.08	GWT-138A	16100-79455
	RZH112V,RZH124B	2000	1RZE	EFI	93.08-03.08	GWT-138A	16100-79455
	YY101	2000	3Y	GAS	95.05-96.10	GWT-114A	16100-79037
	LH24	2200	L		79.12-82.11	GWT-42A	16100-59127
	LH24	2200	L		82.11-85.07	GWT-61A	16100-59137
	LH50G,LH60B,LH60G	2200	L	DIE	82.12-84.01	GWT-61A	16100-59139
	LH60V,LH70B,LH70V	2200	L	DIE	82.12-84.01	GWT-61A	16100-59139
	LH50V	2200	L	DIE	82.12-85.08	GWT-61A	16100-59139
	RZH183K	2400	2RZE	EFI	00.12-03.08	GWT-138A	16100-79455
	LH51G,LH51V,LH61B	2400	2L	DIE	84.01-89.08	GWT-61A	16100-59139
	LH61G,LH61V,LH61VH	2400	2L	DIE	84.01-89.08	GWT-61A	16100-59139
	LH71B,LH71V	2400	2L	DIE	84.01-89.08	GWT-61A	16100-59139
	LH80,LH80VH	2400	2L	DIE	85.08-88.08	GWT-61A	16100-59139
	LH51G	2400	2LT	DTB	85.08-89.08	GWT-61A	16100-59139
	LH56V,LH66V	2400	2L	DIE	86.08-89.08	GWT-61A	16100-59139
	LH71G	2400	2L	DIE	87.08-89.08	GWT-61A	16100-59139
	LH85	2400	2L	DIE	87.10-89.10	GWT-61A	16100-59139
	LH80,LH80VH	2400	2L	DIE	88.08-95.05	GWT-79A	16100-59257
	RZH101G	2400	2RZE	EFI	89.08-02.08	GWT-138A	16100-79455
	LH100G	2400	2LT	DTB	89.08-90.10	GWT-79A	16100-59257
	LH100G,LH102V,LH110G	2400	2L	DIE	89.08-93.08	GWT-79A	16100-59257
	LH85	2400	2L	DIE	89.10-95.05	GWT-79A	16100-59257
	LH100G,LH120G	2400	2LTE	DTB	90.10-93.08	GWT-79A	16100-59257
	LH140G	2400	2L	DIE	90.10-93.08	GWT-79A	16100-59257
	LH90,LH95	2400	2L	DIE	91.09-95.05	GWT-79A	16100-59257
	RZH111G	2400	2RZE	EFI	95.08-02.08	GWT-138A	16100-79455
	RZH133S,RZH133V	2400	2RZE	EFI	95.08-99.07	GWT-138A	16100-79455
	RZH125B	2400	2RZE	EFI	98.08-03.08	GWT-138A	16100-79455
	KDH200K,KDH200V	2500	2KDFTV	DTB	04.08-07.09		16100-39426
	KDH205K,KDH205V	2500	2KDFTV	DTB	04.08-07.09		16100-39426
	KDH220K,KDH222B	2500	2KDFTV	DTB	05.01-07.09		16100-39426
	KDH225K,KDH227B	2500	2KDFTV	DTB	05.01-07.09		16100-39426
	TRH214W,TRH219W	2700	2TRFE	EFI	04.08-15.01	GWT-131A	16100-79445
	TRH221K,TRH223B	2700	2TRFE	EFI	05.01-15.01	GWT-131A	16100-79445
	TRH224W,TRH226K	2700	2TRFE	EFI	05.01-15.01	GWT-131A	16100-79445
	TRH228B,TRH229W	2700	2TRFE	EFI	05.01-15.01	GWT-131A	16100-79445
	TRH211K,TRH216K	2700	2TRFE	EFI	07.09-15.01	GWT-131A	16100-79445
	LH107G,LH115B	2800	3L	DIE	89.08-93.08	GWT-79A	16100-59257
	LH109V,LH113K	2800	3L	DIE	89.08-98.08	GWT-79A	16100-59257
	LH113V,LH119V,LH123V	2800	3L	DIE	89.08-98.08	GWT-79A	16100-59257
	LH125B	2800	3L	DIE	89.08-98.08	GWT-79A	16100-59257
	LH107W,LH117G	2800	3L	DIE	90.10-93.08	GWT-79A	16100-59257
	LH129V	2800	3L	DIE	90.10-98.08	GWT-79A	16100-59257
	LH103V	2800	3L	DIE	93.08-98.08	GWT-79A	16100-59257
	LY101,LY111,LY151	2800	3L	DIE	95.05-96.10	GWT-79A	16100-59257

TOYOTA

CAR NAME	MODEL	C.C.	ENGINE	N.B	YEAR	GMB NO.	OEM NO.	
HIACE	LY161	2800	3L	DIE	95.05-96.10	GWT-79A	16100-59257	
	KDH201K,KDH201V	3000	1KDFTV	DTB	07.09-		16100-39426	
	KDH206K,KDH206V	3000	1KDFTV	DTB	07.09-		16100-39426	
	KDH211K,KDH221K	3000	1KDFTV	DTB	07.09-		16100-39426	
	KDH223B	3000	1KDFTV	DTB	07.09-		16100-39426	
	KZH100G,KZH106G	3000	1KZTE	DTB	93.08-04.08		16100-69357	
	KZH106W,KZH110G	3000	1KZTE	DTB	93.08-04.08		16100-69357	
	KZH116G,KZH120G	3000	1KZTE	DTB	93.08-04.08		16100-69357	
	KZH100G,KZH106G	3000	1KZTE	DTB	93.08-04.08	GWT-116A	16110-69045	
	KZH106W,KZH110G	3000	1KZTE	DTB	93.08-04.08	GWT-116A	16110-69045	
	KZH116G,KZH120G	3000	1KZTE	DTB	93.08-04.08	GWT-116A	16110-69045	
	KZH126G	3000	1KZTE	DTB	93.08-99.07		16100-69357	
	KZH126G	3000	1KZTE	DTB	93.08-99.07	GWT-116A	16110-69045	
	KZH132V,KZH138V	3000	1KZTE	DTB	95.08-04.08		16100-69357	
	KZH132V,KZH138V	3000	1KZTE	DTB	95.08-04.08	GWT-116A	16110-69045	
	LH162V,LH168V	3000	5L	DIE	98.08-04.08	GWT-79A	16100-59257	
	LH172K,LH172V,LH178V	3000	5L	DIE	98.08-04.08	GWT-79A	16100-59257	
	LH182K,LH184B,LH186B	3000	5L	DIE	98.08-04.08	GWT-79A	16100-59257	
	LH188K	3000	5L	DIE	98.08-04.08	GWT-79A	16100-59257	
	LH20,LH30,LH40	D2200	L		79.07-82.11	GWT-42A	16100-59127	
HIACE COMMUTER	YH50,YH81	1800	2Y		82.12-89.08	GWT-54A	16100-79035	
	YH80	1800	1Y		85.08-87.08	GWT-54A	16100-79035	
	YH51,YH52,YH57,YH61	2000	3Y		82.12-89.08	GWT-54A	16100-79035	
	YH62,YH71	2000	3Y		82.12-89.08	GWT-54A	16100-79035	
	RZH100,RZH102	2000	1RZ		89.08-94.12	GWT-85A	16100-79155	
	RZH110,RZH112,RZH122	2000	1RZ		89.08-94.12	GWT-85A	16100-79155	
	RZH124	2000	1RZ		89.08-94.12	GWT-85A	16100-79155	
	RZH101	2400	2RZ		89.08-94.12	GWT-85A	16100-79155	
	LH50,LH60,LH70	D2200	L		82.12-87.08	GWT-61A	16100-59137	
	LH51,LH56,LH61,LH66	D2400	2L		84.01-89.08	GWT-61A	16100-59137	
	LH71,LH80	D2400	2L		84.01-89.08	GWT-61A	16100-59137	
	LH85	D2400	2L		84.01-89.10	GWT-61A	16100-59137	
	LH80	D2400	2L		88.08-94.12	GWT-79A	16100-59155	
	LH100,LH102,LH110	D2400	2L		89.08-93.08	GWT-79A	16100-59155	
	LH120,LH140	D2400	2L		89.08-93.08	GWT-79A	16100-59155	
	LH85,LH90,LH95	D2400	2L		89.10-94.12	GWT-79A	16100-59155	
	LH103,LH107,LH109	D2800	3L		89.08-94.12	GWT-79A	16100-59155	
	LH113,LH115,LH117	D2800	3L		89.08-94.12	GWT-79A	16100-59155	
	LH119,LH123,LH125	D2800	3L		89.08-94.12	GWT-79A	16100-59155	
	LH129	D2800	3L		89.08-94.12	GWT-79A	16100-59155	
	KZH100,KZH106	D3000	1KZ		89.08-94.12	GWT-116A	16110-69045	
	KZH110,KZH116,KZH120	D3000	1KZ		89.08-94.12	GWT-116A	16110-69045	
	KZH126	D3000	1KZ		89.08-94.12	GWT-116A	16110-69045	
	HIACE VAN	YH50,YH81	1800	2Y		82.12-89.08	GWT-54A	16100-79035
		YH80	1800	1Y		85.08-87.08	GWT-54A	16100-79035
		YH51,YH52,YH57,YH61	2000	3Y		82.12-89.08	GWT-54A	16100-79035
		YH62,YH71	2000	3Y		82.12-89.08	GWT-54A	16100-79035
RZH100,RZH102		2000	1RZ		89.08-94.12	GWT-85A	16100-79155	
RZH110,RZH112,RZH122		2000	1RZ		89.08-94.12	GWT-85A	16100-79155	
RZH124		2000	1RZ		89.08-94.12	GWT-85A	16100-79155	
RZH101		2400	2RZ		89.08-94.12	GWT-85A	16100-79155	
LH50,LH60,LH70		D2200	L		82.12-87.08	GWT-61A	16100-59137	

TOYOTA

CAR NAME	MODEL	C.C.	ENGINE	N.B	YEAR	GMB NO.	OEM NO.
HIACE VAN	LH51,LH56,LH61,LH66	D2400	2L		84.01-89.08	GWT-61A	16100-59137
	LH71,LH80	D2400	2L		84.01-89.08	GWT-61A	16100-59137
	LH85	D2400	2L		84.01-89.10	GWT-61A	16100-59137
	LH80	D2400	2L		88.08-94.12	GWT-79A	16100-59155
	LH100,LH102,LH110	D2400	2L		89.08-93.08	GWT-79A	16100-59155
	LH120,LH140	D2400	2L		89.08-93.08	GWT-79A	16100-59155
	LH85,LH90,LH95	D2400	2L		89.10-94.12	GWT-79A	16100-59155
	LH103,LH107,LH109	D2800	3L		89.08-94.12	GWT-79A	16100-59155
	LH113,LH115,LH117	D2800	3L		89.08-94.12	GWT-79A	16100-59155
	LH119,LH123,LH125	D2800	3L		89.08-94.12	GWT-79A	16100-59155
	LH129	D2800	3L		89.08-94.12	GWT-79A	16100-59155
	KZH100,KZH106	D3000	1KZ		89.08-94.12	GWT-116A	16110-69045
	KZH110,KZH116,KZH120	D3000	1KZ		89.08-94.12	GWT-116A	16110-69045
	KZH126	D3000	1KZ		89.08-94.12	GWT-116A	16110-69045
HILUX	RN10,RN15	1500	2R		68.03-70.10	GWT-25A	16100-39035
	RN10,RN15	1500	2R		70.10-71.01	GWT-05A	16100-39115
	RN13,RN16	1600	12R		71.02-72.04	GWT-05A	16100-39115
	RN20,RN25	1600	12R		72.05-75.11	GWT-05A	16100-39115
	RN20,RN25	1600	12R		75.11-78.07	GWT-12A	16100-39116
	YN56	1800	2YJ	GAS	83.11-88.08	GWT-114A	16100-79037
	YN56	1800	3YP	LPG	83.11-88.08	GWT-114A	16100-79037
	YN51	1800	2YJ	GAS	84.11-88.08	GWT-114A	16100-79037
	YN80,YN85	1800	2Y	GAS	88.09-94.08	GWT-114A	16100-79037
	YN60,YN65	2000	3YJ	GAS	83.11-88.08	GWT-114A	16100-79037
	YN105	2000	3Y	GAS	88.09-91.08	GWT-114A	16100-79037
	YN100	2000	3Y	GAS	88.09-94.08	GWT-114A	16100-79037
	YN107	2000	3Y	GAS	91.08-94.08	GWT-114A	16100-79037
	YN107,YN81,YN86	2000	3YE	EFI	94.08-97.08	GWT-114A	16100-79037
	RZN147	2000	1RZE	EFI	97.08-03.08	GWT-138A	16100-79455
	RZN167	2000	1RZE	EFI	97.08-99.08	GWT-138A	16100-79455
	RZN152H	2000	1RZE	EFI	99.08-03.08	GWT-138A	16100-79455
	LN55	2200	L	DIE	83.11-85.08		16100-59129
	LN50	2200	L	DIE	84.11-85.08		16100-59129
	LN56,LN60,LN65	2400	2L	DIE	83.11-88.08	GWT-61A	16100-59139
	LN51	2400	2L	DIE	85.08-88.08	GWT-61A	16100-59139
	LN80,LN85	2400	2L	DIE	88.09-94.08	GWT-79A	16100-59257
	LN108,LN112	2400	2LTE	DTB	95.08-97.08	GWT-79A	16100-59257
	LN165,LN165H	2400	2LTE	DTB	97.08-99.08	GWT-79A	16100-59257
	LN170H	2400	2LTE	DTB	97.11-99.08	GWT-79A	16100-59257
	RZN169H,RZN174H	2700	3RZFE	EFI	99.08-03.08	GWT-131A	16100-79445
	LN100	2800	3L	DIE	88.09-94.08	GWT-79A	16100-59257
	LN106	2800	3L	DIE	88.09-97.08	GWT-79A	16100-59257
	LN107	2800	3L	DIE	91.08-97.08	GWT-79A	16100-59257
	LN109,LN81,LN86	2800	3L	DIE	94.08-97.08	GWT-79A	16100-59257
	LN147,LN167	3000	5L	DIE	97.08-04.07	GWT-79A	16100-59257
	LN172H	3000	5L	DIE	97.11-04.07	GWT-79A	16100-59257
	HILUX SURF	YN60V	2000	3YJ	GAS	84.05-85.08	GWT-114A
YN61V		2000	3YJ	GAS	85.08-89.03	GWT-114A	16100-79037
YN61G		2000	3YEU	EFI	86.08-89.03	GWT-114A	16100-79037
YN130G		2000	3YE	EFI	89.04-91.08	GWT-114A	16100-79037
LN60V		2400	2L	DIE	84.05-85.08	GWT-61A	16100-59139
LN60V		2400	2LT	DTB	84.11-85.08	GWT-61A	16100-59139

TOYOTA

CAR NAME	MODEL	C.C.	ENGINE	N.B	YEAR	GMB NO.	OEM NO.
HILUX SURF	LN61V	2400	2L	DIE	85.08-89.03	GWT-61A	16100-59139
	LN61V	2400	2LT	DTB	85.08-89.03	GWT-61A	16100-59139
	LN130G	2400	2LT	DTB	89.04-90.08	GWT-79A	16100-59257
	LN130G	2400	2LTE	DTB	90.08-93.08	GWT-79A	16100-59257
	LN130W	2400	2LTE	DTB	91.08-93.08	GWT-79A	16100-59257
	RZN210W,RZN215W	2700	3RZFE	EFI	02.11-04.08	GWT-131A	16100-79445
	TRN210W,TRN215W	2700	2TRFE	EFI	04.08-09.08	GWT-131A	16100-79445
	RZN185W	2700	3RZFE	EFI	95.11-02.11	GWT-131A	16100-79445
	RZN180W	2700	3RZFE	EFI	98.07-02.11	GWT-131A	16100-79445
	LN131V	2800	3L	DIE	89.04-93.08	GWT-79A	16100-59257
	KDN185W	3000	1KDFTV	DTB	00.06-02.11		16100-69357
	KDN185W	3000	1KDFTV	DTB	00.06-02.11	GWT-116A	16110-69045
	KDN185G	3000	1KDFTV	DTB	00.08-02.11		16100-69357
	KDN185G	3000	1KDFTV	DTB	00.08-02.11	GWT-116A	16110-69045
	KDN215W	3000	1KDFTV	DTB	02.11-05.08		16100-69357
	VZN130G	3000	3VZE	EFI	90.08-95.11		16100-69475
	VZN130G	3000	3VZE	EFI	91.08-95.11		16100-69485
	KZN130G,KZN130W	3000	1KZTE	DTB	93.08-95.11		16100-69357
	KZN130G,KZN130W	3000	1KZTE	DTB	93.08-95.11	GWT-116A	16110-69045
	KZN185G,KZN185W	3000	1KZTE	DTB	95.11-00.08		16100-69357
	KZN185G,KZN185W	3000	1KZTE	DTB	95.11-00.08	GWT-116A	16110-69045
	VZN210W,VZN215W	3400	5VZFE	EFI	02.11-05.08	GWT-103A	16100-69535
	VZN185W	3400	5VZFE	EFI	95.11-02.11	GWT-103A	16100-69535
	VZN180W	3400	5VZFE	EFI	98.07-00.08	GWT-103A	16100-69535
	GRN215W	4000	1GRFE	EFI	05.08-09.08		16100-39406
	HS250	ANF10	2400	2AZFXE	EFI	09.07-	GWT-119A
IPSUM	SXM10G,SXM15G	2000	3SFE	EFI	96.05-01.05	GWT-77A	16110-79026
	SXM10G,SXM15G	2000	3SFE	EFI	96.05-01.05	GWT-77A*	16100-79186
	CXM10G	2200	3CTE	DTB	97.09-01.05	GWT-94A	16100-64H06
	ACM21W,ACM26W	2400	2AZFE	EFI	01.05-09.12	GWT-119A	16100-28041
iQ	KGJ10	1000	1KRFE	EFI	08.11-		16100-80005
	NGJ10	1300	1NRFE	EFI	09.08-		16100-80011
IS F	USE20	5000	2URGSE	D4S	07.12-14.08		16100-39585
	USE20	5000	2URGSE	D4S	07.12-14.08	GWT-156AM	16100-39506
IS200	ASE30	2000	8ARFTS	TBO	15.08-		16032-36060
	ASE30	2000	8ARFTS	TBO	15.08-		16100-39595
IS250	GSE25	2500	4GRFSE	D4	05.08-13.04		16100-39436
	GSE20	2500	4GRFSE	D4	05.08-14.08		16100-39436
	GSE35	2500	4GRFSE	D4	13.04-		16100-39436
	GSE30	2500	4GRFSE	D4	13.04-15.08		16100-39436
IS300	AVE30	2500	2ARFSE	D4S	13.04-		16100-39575
	AVE35	2500	2ARFSE	D4S	15.08-		16100-39575
IS350	GSE21	3500	2GRFSE	D4	05.08-13.04		16100-39436
	GSE21	3500	2GRFSE	D4S	10.08-14.08		16100-39436
	GSE31	3500	2GRFSE	D4S	13.04-		16100-39436
ISIS	ZNM10G/W	1800	1ZZ		04.09-	GWT-133A	16100-29415
	ZNM10G,ZNM10W	1800	1ZZFE	EFI	04.09-09.09	GWT-133A	16100-29415
	ZGM10G,ZGM10W	1800	2ZRFAE	EFI	09.09-		16100-39565
	ZGM15G,ZGM15W	1800	2ZRFAE	EFI	09.09-		16100-39565
	ZGM10G,ZGM10W	1800	2ZRFAE	EFI	09.09-	GWT-144A	16100-39466
	ZGM15G,ZGM15W	1800	2ZRFAE	EFI	09.09-	GWT-144A	16100-39466
	ANM10G/W,ANM15G/W	2000	1AZ		04.09-	GWT-119A	16100-28040

TOYOTA

CAR NAME	MODEL	C.C.	ENGINE	N.B	YEAR	GMB NO.	OEM NO.
ISIS	ANM10G,ANM10W	2000	1AZFSE	D4	04.09-09.09	GWT-119A	16100-28041
	ANM15G,ANM15W	2000	1AZFSE	D4	04.09-09.09	GWT-119A	16100-28041
	ZGM11G,ZGM11W	2000	3ZRFAE	EFI	09.09-		16100-39565
	ZGM11G,ZGM11W	2000	3ZRFAE	EFI	09.09-	GWT-144A	16100-39466
IST	NCP60	1300	2NZFE	EFI	02.04-07.07		16100-29157
	NCP61,NCP65	1500	1NZFE	EFI	02.04-07.07		16100-29157
	NCP110,NCP115	1500	1NZFE	EFI	07.07-		16100-29157
	ZSP110	1800	2ZRFE	EFI	07.07-	GWT-144A	16100-39466
KLUGER	MHU28W	3300	3MZFE	EFI	05.03-07.05	GWT-92A	16100-29085
KLUGER L	ACU20W,ACU25W	2400	2AZFE	EFI	03.08-07.05	GWT-119A	16100-28041
	MCU20W,MCU25W	3000	1MZFE	EFI	03.08-07.05	GWT-92A	16100-29085
KLUGER V	ACU20W,ACU25W	2400	2AZFE	EFI	00.11-05.10	GWT-119A	16100-28041
	MCU20W,MCU25W	3000	1MZFE	EFI	00.11-05.10	GWT-92A	16100-29085
LAND CRUISER	LJ71G	2400	2LT	DTB	85.10-90.01	GWT-61A	16100-59139
	BJ60V	3400	3B	DIE	80.08-82.10	GWT-108A	16100-59105
	BJ61V	3400	3B	DIE	82.10-86.08	GWT-108A	16100-59105
	BJ70,BJ70V,BJ73V	3400	3B	DIE	84.11-90.01		16131-56040
	BJ70,BJ70V,BJ73V	3400	3B	DIE	84.11-90.01	GWT-108A	16100-59105
	BJ71V,BJ74V	3400	13BT	DTB	85.10-90.01		16131-56040
	BJ71V,BJ74V	3400	13BT	DTB	85.10-90.01	GWT-108A	16100-59105
	BJ70,BJ70V,BJ73V	3400	3B	DIE	87.08-90.01	GWT-112A	16100-59187
	PZJ70,PZJ70V	3500	1PZ	DIE	90.01-94.01	GWT-91A	16100-19235
	PZJ77HV,PZJ77V	3500	1PZ	DIE	90.04-94.01	GWT-91A	16100-19235
	FJ40,FJ43,FJ45	3900	F		54.01-67.12	GWT-07A	16100-60010
	FJ45	3900	2F		69.03-75.09	GWT-18A	16100-60090
	FJ40,FJ43,FJ45	3900	F		69.03-75.09	GWT-18A	16100-60090
	FJ40,FJ43,FJ55	3900	F		69.03-75.09	GWT-08A	16100-60080
	GRJ76K,GRJ79K	4000	1GRFE	EFI	14.08-		16100-39406
	HJ60V	4000	2H	DIE	82.10-90.01	GWT-65A	16120-69015
	HJ60V	4000	2H	DIE	82.10-90.01	GWT-65A*	16100-69037
	FJ62V	4000	3F	GAS	84.11-87.08	GWT-73A	16110-61180
	FJ62V	4000	3F	GAS	84.11-87.08	GWT-73A*	16100-69156
	FJ62V	4000	3F	GAS	84.11-90.01	GWT-72A	16110-61170
	FJ62V	4000	3F	GAS	84.11-90.01	GWT-72A*	16100-69146
	HJ61V	4000	12HT	DTB	85.10-90.01	GWT-65A	16120-69015
	HJ61V	4000	12HT	DTB	85.10-90.01	GWT-65A*	16100-69037
	FJ62G	4000	3FE	EFI	88.08-90.01		16100-69196
	FJ62G	4000	3FE	EFI	88.08-90.01	GWT-73A	16110-61180
	FJ75	4000	3F	GAS	90.01-92.08		16100-69265
	FJ80G	4000	3FE	EFI	90.01-92.08	GWT-73A*	16100-69255
	FJ56	4200	2F		75.01-79.02	GWT-19A	16100-61012
	FJ56	4200	2F		75.09-79.02	GWT-22A	16100-61041
	FJ56	4200	2F		79.02-80.07		16100-61071
	FJ56	4200	2F		79.02-80.07		16100-61081
	FJ56	4200	2F		79.02-80.07	GWT-88A*	16100-61120
	FJ60V	4200	2F	GAS	80.08-82.10	GWT-88A	16110-61071
	FJ60V	4200	2F	GAS	80.08-82.10	GWT-88A*	16100-61120
	FJ60V	4200	2F	GAS	80.08-82.10	GWT-89A	16110-61081
	FJ61V	4200	2F	GAS	82.10-84.11	GWT-88A	16110-61071
	FJ61V	4200	2F	GAS	82.10-84.11	GWT-88A*	16100-61120
	FJ61V	4200	2F	GAS	82.10-84.11	GWT-89A	16110-61081
	HDJ81V	4200	1HDT	DTB	90.01-95.01	GWT-91A	16100-19235

TOYOTA

CAR NAME	MODEL	C.C.	ENGINE	N.B	YEAR	GMB NO.	OEM NO.	
LAND CRUISER	HZJ81V	4200	1HZ	DIE	90.01-98.01	GWT-91A	16100-19235	
	HZJ73HV	4200	1HZ	DIE	90.01-99.08	GWT-91A	16100-19235	
	HZJ77HV	4200	1HZ	DIE	90.04-99.08	GWT-91A	16100-19235	
	HZJ73V	4200	1HZ	DIE	90.05-99.08	GWT-91A	16100-19235	
	HZJ75	4200	1HZ	DIE	92.12-99.08	GWT-91A	16100-19235	
	HZJ70,HZJ70V,HZJ77V	4200	1HZ	DIE	94.01-99.08	GWT-91A	16100-19235	
	HDJ81V	4200	1HDFT	DTB	95.01-98.01	GWT-91A	16100-19235	
	HDJ101K	4200	1HDFTE	DTB	98.01-07.08	GWT-91A	16100-19235	
	HZJ71,HZJ71V,HZJ74K	4200	1HZ	DIE	99.08-04.08	GWT-91A	16100-19235	
	HZJ74V,HZJ76K,HZJ76V	4200	1HZ	DIE	99.08-04.08	GWT-91A	16100-19235	
	HZJ79	4200	1HZ	DIE	99.11-04.08	GWT-91A	16100-19235	
	FZJ80G	4500	1FZFE	EFI	92.08-98.01	GWT-99A	16100-69325	
	URJ202W	4600	1URFE	EFI	09.05-		16100-39555	
	UZJ200W	4700	2UZFE	EFI	07.09-09.05		16100-59276	
	UZJ100W	4700	2UZFE	EFI	98.01-07.08		16100-59276	
	BJ40,BJ43	D	B		77.06-77.09	GWT-47A	16100-59017	
	BJ40,BJ43	D	B		77.09-79.02		16100-59035	
	BJ40,BJ43	D3000	B		74.02-77.06	GWT-47A	16100-59017	
	LAND CRUISER PRADO	LJ71G,LJ78G	2400	2LTE	DTB	90.04-93.05	GWT-79A	16100-59257
		LJ78W	2400	2LTE	DTB	91.08-93.05	GWT-79A	16100-59257
RZJ120W,RZJ125W		2700	3RZFE	EFI	02.09-04.08	GWT-131A	16100-79445	
TRJ120W,TRJ125W		2700	2TRFE	EFI	04.08-09.09	GWT-131A	16100-79445	
TRJ150W		2700	2TRFE	EFI	09.08-15.06	GWT-131A	16100-79445	
RZJ95W		2700	3RZFE	EFI	96.04-02.09	GWT-131A	16100-79445	
RZJ90W		2700	3RZFE	EFI	97.04-02.09	GWT-131A	16100-79445	
GDJ150W,GDJ151W		2800	1GDFTV	DTB	15.06-		16100-19365	
KDJ90W,KDJ95W		3000	1KDFTV	TBO	00.08-02.11		16100-69357	
KDJ90W,KDJ95W		3000	1KDFTV	TBO	00.08-02.11	GWT-116A	16110-69045	
KDJ121W,KDJ125W		3000	1KDFTV	DTB	02.11-05.08		16100-69357	
KDJ121W,KDJ125W		3000	1KDFTV	DTB	02.11-05.08	GWT-116A	16110-69045	
KDJ120W		3000	1KDFTV	DTB	02.11-07.07		16100-69357	
KDJ120W		3000	1KDFTV	DTB	02.11-07.07	GWT-116A	16110-69045	
KZJ71G,KZJ71W		3000	1KZTE	DTB	93.05-96.04		16100-69357	
KZJ78G,KZJ78W		3000	1KZTE	DTB	93.05-96.04		16100-69357	
KZJ71G,KZJ71W		3000	1KZTE	DTB	93.05-96.04	GWT-116A	16110-69045	
KZJ78G,KZJ78W		3000	1KZTE	DTB	93.05-96.04	GWT-116A	16110-69045	
KZJ90W,KZJ95W		3000	1KZTE	DTB	96.04-00.08		16100-69357	
KZJ90W,KZJ95W		3000	1KZTE	DTB	96.04-00.08	GWT-116A	16110-69045	
VZJ120W,VZJ121W		3400	5VZFE	EFI	02.09-05.08	GWT-103A	16100-69535	
VZJ125W		3400	5VZFE	EFI	02.09-05.08	GWT-103A	16100-69535	
VZJ90W,VZJ95W		3400	5VZFE	EFI	96.04-02.09	GWT-103A	16100-69535	
GRJ120W,GRJ121W		4000	1GRFE	EFI	05.08-09.09		16100-39406	
GRJ150W,GRJ151W		4000	1GRFE	EFI	09.08-15.06		16100-39545	
LAND CRUISER,HIACE				1KDFTV			GWT-150A	16100-39485
LEXUS			1URFSE		07.01-	GWT-156AM	16100-39506	
LITEACE	KM10	1200	3K		70.11-74.04	GWT-02A	16100-29016	
	KM10	1200	3K		74.04-78.02	GWT-09A	16100-29028	
	KM11	1300	4K		78.02-79.02	GWT-09A	16100-29028	
	KM20	1300	4K		79.10-83.04		16100-19046	
	KM21	1300	4K		79.10-85.08		16100-19155	
	KM35V	1300	4KJ	GAS	85.09-90.08		16100-19156	
	KM50	1300	4K	GAS	86.10-90.08		16100-19156	

TOYOTA

CAR NAME	MODEL	C.C.	ENGINE	N.B	YEAR	GMB NO.	OEM NO.	
LITEACE	S402M,S402U	1500	3SZVE	EFI	08.01-		16100-B9442	
	S412M,S412U	1500	3SZVE	EFI	10.07-		16100-B9442	
	KM30G	1500	5KU	GAS	85.09-92.01		16100-19156	
	KM31V,KM36V	1500	5KJ	GAS	85.09-92.01		16100-19156	
	KM51	1500	5K	GAS	86.10-99.06		16100-19156	
	KR27V	1500	5KJ	GAS	92.01-96.10		16100-19156	
	YM20,YM25	1600	1Y		82.10-86.09	GWT-54A	16100-79035	
	TM20	1800	13T		79.10-82.10	GWT-31A	16110-28010	
	TM20	1800	13T		79.10-82.10	GWT-31AF	16100-28010	
	YM21	1800	2Y		82.10-92.01	GWT-54A	16100-79035	
	CM35V	1800	1C	DIE	85.09-88.08	GWT-94A	16100-64H04	
	YM30G	1800	2YU	GAS	85.09-92.01	GWT-114A	16100-79037	
	CM50	1800	1C	DIE	86.10-89.10	GWT-94A	16100-64H04	
	YM55,YM60	1800	2Y	GAS	86.10-99.06	GWT-114A	16100-79037	
	YM31V	1800	2YJ	GAS	90.08-92.01	GWT-114A	16100-79037	
	YM65	1800	2Y	GAS	90.08-99.06	GWT-114A	16100-79037	
	YR25V	1800	2YJ	GAS	92.01-96.10	GWT-114A	16100-79037	
	KM70,KM75,KM80,KM85	1800	7KE	EFI	99.06-07.08	GWT-132A	16100-19276	
	CM30G	2000	2CT	DTB	85.09-92.01	GWT-94A	16100-64H04	
	CM30G,CM36V	2000	2C	DIE	85.09-92.01	GWT-94A	16100-64H04	
	CM40G	2000	2CT	DTB	85.10-92.01	GWT-94A	16100-64H04	
	CM41V	2000	2C	DIE	85.10-92.01	GWT-94A	16100-64H04	
	YM40G	2000	3YU	GAS	85.10-92.01	GWT-114A	16100-79037	
	CM51,CM55,CM60,CM65	2000	2C	DIE	86.10-99.06	GWT-94A	16100-64H06	
	CM31V	2000	2C	DIE	88.08-92.01	GWT-94A	16100-64H04	
	CM52,CM61	2000	2C	DIE	91.10-99.06	GWT-94A	16100-64H06	
	CR21G,CR28G,CR30G	2000	2CT	DTB	92.01-93.09	GWT-94A	16100-64H06	
	CR37G	2000	2CT	DTB	92.01-93.09	GWT-94A	16100-64H06	
	CR27V,CR36V	2000	2C	DIE	92.01-96.10	GWT-94A	16100-64H06	
	YR21G,YR30G	2000	3YEU	EFI	92.01-96.10	GWT-114A	16100-79037	
	CR22G,CR29G,CR31G	2200	3CT	DTB	93.09-96.10		16100-69377	
	CR38G	2200	3CT	DTB	93.09-96.10		16100-69377	
	CM70,CM75,CM80,CM85	2200	3CE	DIE	99.06-04.08	GWT-94A	16100-69435	
	CM20,CM25	D	1C		82.10-88.08	GWT-57A	16100-69085	
	LITEACE NOAH	KR41V	1500	5K	GAS	96.11-98.12		16100-19156
		KR52V	1800	7KE	EFI	04.12-07.08	GWT-132A	16100-19276
		KR42V	1800	7K	GAS	96.11-98.12	GWT-132A	16100-19276
		KR42V	1800	7KE	EFI	98.12-07.08	GWT-132A	16100-19276
		SR40G,SR50G	2000	3SFE	EFI	96.10-01.11	GWT-77A	16110-79026
		SR40G,SR50G	2000	3SFE	EFI	96.10-01.11	GWT-77A*	16100-79186
CR41V,CR51V		2000	2C	DIE	96.11-98.12	GWT-94A	16100-64H06	
CR40G,CR50G		2200	3CT	DTB	96.10-98.12	GWT-94A	16100-64H06	
CR40G,CR50G		2200	3CTE	DTB	98.12-01.11	GWT-94A	16100-69435	
CR42V,CR52V		2200	3CE	DIE	98.12-04.07	GWT-94A	16100-69435	
LS460	USF40	4600	1URFSE	D4	06.08-12.09	GWT-156AM	16100-39506	
	USF41,USF45,USF46	4600	1URFSE	D4S	08.09-	GWT-156AM	16100-39506	
	USF40	4600	1URFSE	D4S	12.09-	GWT-156AM	16100-39506	
LS600	UVF45,UVF46	5000	2URFSE	D4S	07.04-	GWT-156AM	16100-39506	
LX570	URJ201W	5700	3URFE	EFI	15.09-		16100-39496	
MACCY DYNA	FC10	3900	F		70.04-75.01	GWT-08A	16100-60080	
	FC22	4200	2F		75.04-80.02	GWT-19A	16100-61012	
	QC10,QC12,QC15	D4500	Q		69.09-75.03		16100-69015	

TOYOTA

CAR NAME	MODEL	C.C.	ENGINE	N.B	YEAR	GMB NO.	OEM NO.
MACCY DYNA	EC20,EC22,EC23	D5900	E		75.03-80.02		16100-69028
MARK II	SX80,SX80Y	1800	4SFI	CI	88.08-90.08	GWT-77A	16110-79026
	SX80,SX80Y	1800	4SFI	CI	88.08-90.08	GWT-77A*	16100-79186
	YX76V	1800	2YJ	GAS	88.12-93.02	GWT-114A	16100-79037
	SX80,SX80Y	1800	4SFE	HTC	90.08-95.12	GWT-77A	16110-79026
	SX80,SX80Y	1800	4SFE	HTC	90.08-95.12	GWT-77A*	16100-79186
	SX90	1800	4SFE	EFI	92.10-96.09	GWT-77A	16110-79026
	SX90	1800	4SFE	EFI	92.10-96.09	GWT-77A*	16100-79186
	GX110,GX115	2000	1GFEE	EFI	00.10-04.11	GWT-111A	16100-79285
	GX81	2000	1GGTE	TWT	88.08-90.08		16100-79065
	GX81	2000	1GGZE	SPC	88.08-90.08		16100-79055
	GX81	2000	1GGE	TWC	88.08-93.02	GWT-70A	16100-79025
	GX81	2000	1GFEE	HTC	88.08-95.12	GWT-111A	16100-79117
	YX80,YX80Y	2000	3YP	LPG	88.08-95.12	GWT-114A	16100-79037
	GX70G	2000	1GFEE	HTC	88.10-97.04	GWT-111A	16100-79117
	GX90	2000	1GFEE	EFI	92.10-96.09	GWT-111A	16100-79117
	YX78V	2000	3YE	EFI	93.02-97.04	GWT-114A	16100-79037
	GX100	2000	1GFEE	EFI	96.09-00.10	GWT-111A	16100-79285
	GX105	2000	1GFEE	EFI	98.08-00.10	GWT-111A	16100-79285
	LX80Y	2400	2L	DIE	88.08-93.02	GWT-79A	16100-59257
	LX80,LX80Y	2400	2LT	DTB	88.08-93.02	GWT-79A	16100-59257
	LX80	2400	2L	DIE	88.08-93.08	GWT-79A	16100-59257
	LX76V	2400	2L	DIE	88.12-94.09	GWT-79A	16100-59257
	LX90	2400	2LTE	DTB	92.10-96.09	GWT-79A	16100-59257
	LX100	2400	2LTE	DTB	96.09-99.08	GWT-79A	16100-59257
	JZX110	2500	1JZFSE	D4	00.10-04.11	GWT-118A	16110-49148
	JZX110	2500	1JZFSE	D4	00.10-04.11	GWT-118AH	16100-80009
	JZX110	2500	1JZGTE	EFI	00.10-04.11		16100-49856
	JZX110	2500	1JZGTE	EFI	00.10-04.11		16110-49135
	JZX115	2500	1JZGE	EFI	00.10-04.11	GWT-118A	16110-49148
	JZX115	2500	1JZGE	EFI	00.10-04.11	GWT-118AH	16100-80009
	JZX81	2500	1JZGTE	TWT	90.08-92.10		16090-49017
	JZX81	2500	1JZGE	TWC	90.08-93.02	GWT-120A	16110-49097
	JZX81	2500	1JZGE	TWC	90.08-93.02	GWT-120AH	16100-49838
	JZX90	2500	1JZGE	EFI	92.10-96.09	GWT-120A	16110-49097
	JZX90	2500	1JZGE	EFI	92.10-96.09	GWT-120AH	16100-49838
	JZX90	2500	1JZGTE	TBO	92.10-96.09		16090-49017
	JZX90	2500	1JZGTE	TBO	92.10-96.09		16110-46011
	JZX93	2500	1JZGE	EFI	93.10-96.09	GWT-120A	16110-49097
	JZX93	2500	1JZGE	EFI	93.10-96.09	GWT-120AH	16100-49838
	JZX100	2500	1JZGTE	TBO	96.09-00.10		16100-49856
	JZX100	2500	1JZGTE	TBO	96.09-00.10		16110-49135
	JZX100,JZX105	2500	1JZGE	EFI	96.09-00.10	GWT-118A	16110-49148
	JZX100,JZX105	2500	1JZGE	EFI	96.09-00.10	GWT-118AH	16100-80009
	MX83	3000	7MGE	TWC	88.08-93.02	GWT-82A	16100-49805
	JZX91	3000	2JZGE	EFI	92.10-96.09	GWT-120AH	16100-49838
	JZX101	3000	2JZGE	EFI	96.09-00.10	GWT-120AH	16100-49838
	JZX101	3000	2JZGE	EFI	98.08-00.10	GWT-118A	16110-49148
	JZX101	3000	2JZGE	EFI	98.08-00.10	GWT-118AH	16100-80009
MARK II BLIT	GX110W,GX115W	2000	1GFEE	EFI	02.01-07.06	GWT-111A	16100-79285
	JZX110W	2500	1JZGTE	EFI	02.01-06.04		16100-49856
	JZX110W	2500	1JZGTE	EFI	02.01-06.04		16110-49135

TOYOTA

CAR NAME	MODEL	C.C.	ENGINE	N.B	YEAR	GMB NO.	OEM NO.
MARK II BLIT	JZX110W	2500	1JZFSE	D4	02.01-07.06	GWT-118A	16110-49148
	JZX110W	2500	1JZFSE	D4	02.01-07.06	GWT-118AH	16100-80009
	JZX115W	2500	1JZGE	EFI	02.01-07.06	GWT-118A	16110-49148
	JZX115W	2500	1JZGE	EFI	02.01-07.06	GWT-118AH	16100-80009
MARK II QUALIS	SXV20W	2200	5SFE	EFI	97.04-01.12	GWT-77A	16110-79026
	SXV20W	2200	5SFE	EFI	97.04-01.12	GWT-77A*	16100-79186
	SXV25W	2200	5SFE	EFI	97.06-01.12	GWT-77A	16110-79026
	SXV25W	2200	5SFE	EFI	97.06-01.12	GWT-77A*	16100-79186
	MCV21W	2500	2MZFE	EFI	97.04-01.12	GWT-92A	16100-29085
	MCV25W	2500	2MZFE	EFI	97.06-01.12	GWT-92A	16100-29085
	MCV20W	3000	1MZFE	EFI	97.04-01.12	GWT-92A	16100-29085
MARK II	RX11,RX17,RX21,RX27	1800	16R		73.08-75.11	GWT-26AF*	16100-39017
	RX27	1800	16R		73.08-75.11	GWT-44A	16120-34090
	TX30	1800	3T		74.04-79.03	GWT-31A	16110-28010
	TX30	1800	3T		74.04-79.03	GWT-31AF	16100-28020
	RX17	1800	16R		75.11-76.11	GWT-44A	16120-34090
	RX17	1800	16R		75.11-76.11	GWT-80A	16100-39215
	RX37	1800	16R		76.12-79.12	GWT-44A	16120-34090
	RX37	1800	16R		76.12-79.12	GWT-80A	16100-39215
	TX40	1800	13T		77.11-80.08	GWT-31A	16110-28010
	TX40	1800	13T		77.11-80.08	GWT-31AF	16100-28020
	TX47	1800	13T		79.12-80.08	GWT-31A	16110-28010
	TX47	1800	13T		79.12-80.08	GWT-31AF	16100-28020
	TX60	1800	13T		80.03-82.08	GWT-31A	16110-28010
	TX50, TX60	1800	13T		80.03-82.08	GWT-31AF	16100-28020
	TX67	1800	13T		80.11-87.07	GWT-31A	16110-28010
	TX67	1800	13T		80.11-87.07	GWT-31AF	16100-28020
	SX60	1800	IS		82.08-88.08	GWT-53A	16110-69035
	SX60	1800	2Y		82.08-94.12	GWT-54A	16100-79035
	SX61	1800	IS		83.03-83.08	GWT-53A*	16100-69095
	RT62,RT72,RT78	1900	8R		68.09-71.12	GWT-44A	16120-33010
	MX10,MX20,MX27	2000	M		72.01-74.08		16100-49345
	RX22	2000	18R		72.01-75.11	GWT-26AF*	16100-39165
	RX22	2000	18R		72.01-75.11	GWT-44A	16120-33010
	RX12,RX28	2000	18R		72.01-75.11	GWT-26AF*	16100-39017
	RX28	2000	18R		72.01-75.11	GWT-44A	16120-34090
	MX27	2000	M		72.01-76.11	GWT-28A	16120-49025
	MX10,MX20	2000	M		74.08-75.11	GWT-28A	16100-49365
	RX28	2000	18R		75.10-76.01	GWT-27A	16120-34100
	RX12,RX15,RX22,RX28	2000	18R		75.10-76.01	GWT-27AFH	16100-39236
	MX10,MX20,MX27	2000	M		75.10-76.11		16120-49436
	MX35	2000	M		76.12-77.07		16120-41150
	RX31	2000	18R		76.12-78.08	GWT-27A	16120-34100
	RX30,RX31	2000	18R		76.12-78.08	GWT-27AFH	16100-39236
	MX30,MX31,MX35	2000	M		76.12-79.03	GWT-28A	16100-49506
	MX40,MX41	2000	M		77.07-80.08	GWT-28A	16100-49495
	RX40,RX41	2000	21R		78.08-80.08	GWT-41A	16100-39316
	MX45	2000	M		79.08-80.08	GWT-28A	16100-49495
	MX45	2000	M		79.08-80.08	GWT-55A	16120-45100
	RX60	2000	21R		80.09-82.08	GWT-41A	16100-39316
	RX63	2000	18E		80.09-82.08	GWT-27A	16120-34100
RX63	2000	18E		80.09-82.08	GWT-27AFH	16100-39227	

TOYOTA

CAR NAME	MODEL	C.C.	ENGINE	N.B	YEAR	GMB NO.	OEM NO.
MARK II	GX60,GX61	2000	1G		80.09-88.08	GWT-66A	16100-79015
	MX60	2000	M		80.11-83.08	GWT-28A	16100-49495
	MX60	2000	M		80.11-84.07	GWT-55A	16100-49705
	MX61	2000	M		81.10-84.07	GWT-55A	16100-49725
	MX33	2600	4M		76.12-78.08	GWT-28A	16100-49506
	MX43	2600	4M		78.03-79.08	GWT-28A	16100-49506
	MX43	2600	4M		79.08-80.08	GWT-55A	16100-49595
	MX63	2800	5M		80.09-83.08	GWT-55A	16100-49595
	MX83	3000	7M		89.08-93.02	GWT-82A	16100-49805
	LX40	D2200	L		79.09-80.08	GWT-42A	16100-59127
	LX60,LX67	D2200	L		80.09-84.07	GWT-42A	16100-59127
	LX65	D2400	2L		82.08-88.08	GWT-61A	16100-59137
MARK X	GRX120,GRX125	2500	4GR		04.11-		16100-39435
	GRX120,GRX125	2500	4GRFSE	D4	04.11-09.09		16100-39436
	GRX130,GRX135	2500	4GRFSE	D4	09.10-		16100-39436
	GWX121	3000	3GR		04.11-		16100-39435
	GRX121	3000	3GRFSE	D4	04.11-09.09		16100-39436
	GRX133	3500	2GRFSE	D4S	09.10-		16100-39436
MARK X ZIO	ANA10,ANA15	2400	2AZFE	EFI	07.09-13.10	GWT-119A	16100-28041
	ANA10,ANA15	2400	2AZFE	EFI	07.09-13.10	GWT-157A	16100-0H050
	GGA10	3500	2GRFE	EFI	07.09-13.10		16100-39456
MASTERACE	YR20G	1800	2YU	GAS	82.11-92.01	GWT-114A	16100-79037
	YR28G	1800	2YU	GAS	85.08-92.01	GWT-114A	16100-79037
	CR21G	2000	2C	DIE	83.04-87.08	GWT-94A	16100-64H04
	YR21G	2000	3YEU	EFI	83.05-92.01	GWT-114A	16100-79037
	CR28G	2000	2C	DIE	85.08-87.08	GWT-94A	16100-64H04
	CR21G	2000	2CT	DTB	85.08-92.01	GWT-94A	16100-64H04
	CR30G	2000	2CT	DTB	85.10-92.01	GWT-94A	16100-64H04
	YR30G	2000	3YEU	EFI	85.10-92.01	GWT-114A	16100-79037
	YR36G	2000	3YEU	EFI	86.08-92.01	GWT-114A	16100-79037
	CR28G,CR37G	2000	2CT	DTB	87.08-92.01	GWT-94A	16100-64H04
MIRAI	JPD10	0	4JM		14.12-		G9040-48010
MR2	AW10	1500	3ALU	GAS	84.06-89.12	GWT-58A	16110-19047
	AW10	1500	3ALU	GAS	84.06-89.12	GWT-58A*	16100-19106
	AW11	1600	4AGELU	TWC	84.06-89.12	GWT-63A	16110-19165
	AW11	1600	4AGELU	TWC	84.06-89.12	GWT-63A*	16100-19115
	AW11	1600	4AGZE	SPC	86.08-89.12	GWT-63A	16110-19165
	AW11	1600	4AGZE	SPC	86.08-89.12	GWT-63A*	16100-19115
	SW20	2000	3SGE	EFI	89.12-99.08		16100-79176
	SW20	2000	3SGE	EFI	89.12-99.08		16100-79226
	SW20	2000	3SGE	EFI	89.12-99.08	GWT-107A	16110-79115
	SW20	2000	3SGE	EFI	89.12-99.08	GWT-122A	16110-79135
	SW20	2000	3SGTE	TBO	89.12-99.08		16100-79127
	SW20	2000	3SGTE	TBO	89.12-99.08		16100-79226
	SW20	2000	3SGTE	TBO	89.12-99.08	GWT-107A	16110-79115
	SW20	2000	3SGTE	TBO	89.12-99.08	GWT-122A	16110-79135
	MR-S	ZZW30	1800	1ZZFE	EFI	99.10-07.07	GWT-133A
NADIA	ACN10,ACN10H	2000	1AZFSE	D4	01.04-03.07	GWT-119A	16100-28041
	ACN15,ACN15H	2000	1AZFSE	D4	02.08-03.07	GWT-119A	16100-28041
	SXN10	2000	3SFE	EFI	98.07-01.04	GWT-77A	16110-79026
	SXN10	2000	3SFE	EFI	98.07-01.04	GWT-77A*	16100-79186
	SXN10	2000	3SFSE	D4	98.07-01.04	GWT-77A	16110-79026

TOYOTA

CAR NAME	MODEL	C.C.	ENGINE	N.B	YEAR	GMB NO.	OEM NO.
NADIA	SXN10	2000	3SFSE	D4	98.07-01.04	GWT-77A*	16100-79186
	SXN15	2000	3SFE	EFI	98.07-02.08	GWT-77A	16110-79026
	SXN15	2000	3SFE	EFI	98.07-02.08	GWT-77A*	16100-79186
	SXN10H	2000	3SFE	EFI	99.06-01.04	GWT-77A	16110-79026
	SXN10H	2000	3SFE	EFI	99.06-01.04	GWT-77A*	16100-79186
	SXN15H	2000	3SFE	EFI	99.06-02.08	GWT-77A	16110-79026
	SXN15H	2000	3SFE	EFI	99.06-02.08	GWT-77A*	16100-79186
NOAH	ZWR80G	1800	2ZRFXE	EFI	14.02-		161A0-29015
	AZR60G,AZR65G	2000	1AZFSE	D4	01.11-07.06	GWT-119A	16100-28041
	ZRR70G,ZRR70W	2000	3ZRFE	EFI	07.06-10.04	GWT-144A	16100-39466
	ZRR75G,ZRR75W	2000	3ZRFE	EFI	07.06-10.04	GWT-144A	16100-39466
	ZRR70W,ZRR75W	2000	3ZRFAE	EFI	07.06-14.01	GWT-144A	16100-39466
	ZRR70G,ZRR75G	2000	3ZRFAE	EFI	10.04-14.01	GWT-144A	16100-39466
	ZRR80G,ZRR80W	2000	3ZRFAE	EFI	14.01-		16100-39565
	ZRR85G,ZRR85W	2000	3ZRFAE	EFI	14.01-		16100-39565
NX200	AGZ10,AGZ15	2000	8ARFTS	TBO	14.07-		16032-36060
	AGZ10,AGZ15	2000	8ARFTS	TBO	14.07-		16100-39595
NX300	AYZ10,AYZ15	2500	2ARFXE	EFI	14.07-		16032-36030
	AYZ10,AYZ15	2500	2ARFXE	EFI	14.07-		16100-39575
OPA	ZCT10,ZCT15	1800	1ZZFE	EFI	00.04-05.04	GWT-133A	16100-29415
	ACT10	2000	1AZFSE	D4	00.08-05.04	GWT-119A	16100-28041
PASSO	KGC10,KGC15	1000	1KR		04.06-		16100-97234
	KGC10,KGC15	1000	1KRFE	EFI	04.06-10.02	GWT-142A	16100-80007
	KGC30,KGC35	1000	1KRFE	EFI	10.02-		16100-80012
	KGC30,KGC35	1000	1KRFE	EFI	10.02-	GWT-142A	16100-80007
	QNC10	1300	K3		04.06-	GWT-100A	16100-97411
	QNC10	1300	K3VE	EFI	04.06-10.02	GWT-100A	16100-B9010
	NGC30	1300	1NRFE	EFI	10.02-		16100-80010
PASSO SETTE	M502E,M512E	1500	3SZVE	EFI	08.12-12.03	GWT-100A	16100-B9010
PIXIS	S201U,S211U	660	KF	EFI	11.11-14.07	GWD-56A	16100-B9455
	S321M,S331M	660	KF	EFI	11.12-	GWD-56A	16100-B9464
	S321M,S331M	660	KF	TBO	11.12-	GWD-56A	16100-B9464
	S500U,S510U	660	KF	EFI	14.09-	GWD-56A	16100-B9455
PIXIS EPOCH	LA300A,LA310A	660	KFVE	EFI	12.04-	GWD-56A	16100-B9455
PIXIS MEGA	LA700A,LA710A	660	KFVE	EFI	15.07-		16100-B9457
	LA700A,LA710A	660	KFVE	EFI	15.07-	GWD-56A	16100-B9455
	LA700A,LA710A	660	KFVET	TBO	15.07-		16100-B9457
	LA700A,LA710A	660	KFVET	TBO	15.07-	GWD-56A	16100-B9455
PIXIS SPACE	L575A,L585A	660	KF	EFI	11.09-	GWD-56A	16100-B9455
	L575A,L585A	660	KFDET	TBO	11.09-	GWD-56A	16100-B9455
PLATZ	SCP11	1000	1SZFE	EFI	99.08-05.12	GWT-136A	16100-29117
	NCP16	1300	2NZFE	EFI	99.08-05.12		16100-29157
	NCP12	1500	1NZFE	EFI	99.08-05.12		16100-29157
PORTE	NNP10	1300	2NZ		04.07-	GWT-101A	16100-29155
	NNP10	1300	2NZFE	EFI	04.07-12.07		16100-29157
	NSP140	1300	1NRFE	EFI	12.07-15.07		16100-80010
	NNP11	1500	1NZ		04.07-	GWT-101A	16100-29155
	NNP11	1500	1NZFE	EFI	04.07-12.07		16100-29157
	NNP15	1500	1NZFE	EFI	06.01-12.07		16100-29157
	NCP145	1500	1NZFE	EFI	12.07-		16100-29157
	NCP141	1500	1NZFE	EFI	12.07-15.07		16100-29157
	NSP141	1500	2NRFKE	EFI	15.07-		16100-80013

TOYOTA

CAR NAME	MODEL	C.C.	ENGINE	N.B	YEAR	GMB NO.	OEM NO.
PREMIO	NZT240	1500	1NZFE	EFI	01.12-07.05		16100-29157
	NZT260	1500	1NZFE	EFI	07.05-		16100-29157
	ZZT240,ZZT245	1800	1ZZFE	EFI	01.12-07.05	GWT-133A	16100-29415
	ZRT260,ZRT265	1800	2ZRFE	EFI	07.05-10.04	GWT-144A	16100-39466
	ZRT260,ZRT265	1800	2ZRFAE	EFI	10.04-	GWT-144A	16100-39466
	AZT240	2000	1AZFSE	D4	01.12-07.05	GWT-119A	16100-28041
	ZRT261	2000	3ZRFAE	EFI	07.12-	GWT-144A	16100-39466
PRIUS	NHW11	1500	1NZFXE	EFI	00.05-03.08		16100-29157
	NHW20	1500	1NZFXE	EFI	03.08-11.12		16100-29157
	NHW10	1500	1NZFXE	EFI	97.12-00.05		16100-29105
	ZVW30	1800	2ZRFXE	EFI	09.04-		161A0-29015
	ZVW35	1800	2ZRFXE	EFI	09.12-		161A0-29015
	ZVW35	1800	2ZRFXE	EFI	09.12-10.10		G9040-47090
PRIUS ALPHA	ZVW40W,ZVW41W	1800	2ZRFXE	EFI	11.04-		161A0-29015
PROBOX	NCP50V	1300	2NZFE	EFI	02.06-14.09		16100-29157
	NSP160V	1300	1NRFE	EFI	14.09-		16100-80010
	NLP51V	1400	1NDTV	DIE	02.06-07.08		16100-29157
	NLP51V	1400	1NDTV	DIE	02.06-07.08	GWT-135A	16100-29196
	NCP58G,NCP59G	1500	1NZFE	EFI	02.06-14.04		16100-29157
	NCP51V,NCP55V	1500	1NZFE	EFI	02.06-14.09		16100-29157
	NCP52V	1500	1NZFNE	CNG	03.04-14.09		16100-29157
	NCP160V,NCP165V	1500	1NZFE	EFI	14.09-		16100-29157
PROGRES	JCG10	2500	1JZFSE	D4	01.04-07.06	GWT-118A	16110-49148
	JCG10	2500	1JZFSE	D4	01.04-07.06	GWT-118AH	16100-80009
	JCG15	2500	1JZFSE	D4	01.04-07.06		16100-49877
	JCG15	2500	1JZFSE	D4	01.04-07.06	GWT-140A	16110-49156
	JCG10	2500	1JZGE	EFI	98.05-01.04	GWT-118A	16110-49148
	JCG10	2500	1JZGE	EFI	98.05-01.04	GWT-118AH	16100-80009
	JCG15	2500	1JZGE	EFI	99.12-01.04		16100-49877
	JCG15	2500	1JZGE	EFI	99.12-01.04	GWT-140A	16110-49156
	JCG11	3000	2JZFSE	D4	01.04-07.06	GWT-118A	16110-49148
	JCG11	3000	2JZFSE	D4	01.04-07.06	GWT-118AH	16100-80009
	JCG11	3000	2JZGE	EFI	98.05-01.04	GWT-118A	16110-49148
	JCG11	3000	2JZGE	EFI	98.05-01.04	GWT-118AH	16100-80009
	JCG11	3000	2JZGE	EFI	98.05-01.04	GWT-120AH	16100-49838
PRONARD	MCX20	3000	1MZFE	EFI	00.02-03.01	GWT-92A	16100-29085
PUBLICA	P30,P36	1000	2K		69.04-74.04	GWT-02A	16100-29016
	KP30,KP36	1000	2K		74.04-75.11	GWT-09A	16100-29028
	KP30S	1100	K		69.04-69.08	GWT-02A	16100-29016
QUICK DELIVERY	BU280K	2700	3RZFPE	LPG	00.01-03.06	GWT-131A	16100-79445
	RZU280K	2700	3RZFPE	LPG	03.06-06.10	GWT-131A	16100-79445
	XZU281K	2700	3RZFPE	LPG	04.06-06.10	GWT-131A	16100-79445
	RZU68VH	2700	3RZFP	LPG	96.10-99.08	GWT-131A	16100-79445
	LH81VH,LY151	2800	3L	DIE	95.05-99.05	GWT-79A	16100-59257
	LH82K,LY152	3000	5L	DIE	99.05-01.08	GWT-79A	16100-59257
	BU68VH	3400	3B	DIE	95.05-99.08	GWT-110A	16100-59166
	BU281K	3700	4B	DIE	00.03-04.06	GWT-112A	16100-59187
	BU280K	3700	4B	DIE	99.08-04.06	GWT-112A	16100-59187
	XZU280K,XZU281K	4100	N04C	DIE	04.06-06.10		16100-78170
	XKU280K	4100	N04CTN	DTB	06.10-11.09		16100-78170
RACTIS	SCP100	1300	2SZFE	EFI	05.09-10.11	GWT-136A	16100-29117
	NSP120,NSP122	1300	1NRFE	EFI	10.11-14.05		16100-80010

TOYOTA

CAR NAME	MODEL	C.C.	ENGINE	N.B	YEAR	GMB NO.	OEM NO.
RACTIS	NSP120,NSP122	1300	1NRFKE	EFI	14.05-		16100-80010
	NSP120,NSP122	1300	1NRFKE	EFI	14.05-		16100-80013
	NCP100,NCP105	1500	1NZFE	EFI	05.09-10.11		16100-29157
	NCP120,NCP122,NCP125	1500	1NZFE	EFI	10.11-		16100-29157
RANGER GX			J7E			GWT-147A	16100-E0222
RAUM	NCZ20,NCZ25	1500	1NZFE	EFI	03.04-11.04		16100-29157
	EXZ10	1500	5EFE	EFI	97.05-03.04	GWT-117A	16110-19107
	EXZ10	1500	5EFE	EFI	97.05-03.04	GWT-117AH	16100-19226
	EXZ15	1500	5EFE	EFI	97.08-03.04	GWT-117A	16110-19107
	EXZ15	1500	5EFE	EFI	97.08-03.04	GWT-117AH	16100-19226
RAV4	ACA31W,ACA36W	2400	2AZFE	EFI	05.11-	GWT-119A	16100-28041
RAV4J	ZCA25W,ZCA26W	1800	1ZZFE	EFI	00.05-05.11	GWT-133A	16100-29415
	ACA20W,ACA21W	2000	1AZFSE	D4	00.05-05.11	GWT-119A	16100-28041
	SXA10G	2000	3SFE	EFI	94.04-00.05	GWT-77A	16110-79026
	SXA10G	2000	3SFE	EFI	94.04-00.05	GWT-77A*	16100-79186
	SXA11G	2000	3SFE	EFI	95.04-00.05	GWT-77A	16110-79026
	SXA11G	2000	3SFE	EFI	95.04-00.05	GWT-77A*	16100-79186
	SXA10W,SXA11W	2000	3SGE	TWC	96.08-00.05		16100-79226
	SXA10W,SXA11W	2000	3SGE	TWC	96.08-00.05	GWT-122A	16110-79135
	SXA15G,SXA16G	2000	3SFE	EFI	97.09-00.05	GWT-77A	16110-79026
	SXA15G,SXA16G	2000	3SFE	EFI	97.09-00.05	GWT-77A*	16100-79186
	SXA10C,SXA10W,SXA11W	2000	3SFE	EFI	97.12-00.05	GWT-77A	16110-79026
	SXA10C,SXA10W,SXA11W	2000	3SFE	EFI	97.12-00.05	GWT-77A*	16100-79186
	RAV4L	ZCA25W	1800	1ZZFE	D4	00.05-03.07	GWT-133A
ZCA25W,ZCA26W		1800	1ZZFE	EFI	00.05-05.11	GWT-133A	16100-29415
ACA20W,ACA21W		2000	1AZFSE	D4	00.05-05.11	GWT-119A	16100-28041
SXA10G		2000	3SFE	EFI	94.04-00.05	GWT-77A	16110-79026
SXA10G		2000	3SFE	EFI	94.04-00.05	GWT-77A*	16100-79186
SXA11G		2000	3SFE	EFI	95.04-00.05	GWT-77A	16110-79026
SXA11G		2000	3SFE	EFI	95.04-00.05	GWT-77A*	16100-79186
SXA10W,SXA11W		2000	3SGE	TWC	96.08-00.05		16100-79226
SXA10W,SXA11W		2000	3SGE	TWC	96.08-00.05	GWT-122A	16110-79135
SXA15G,SXA16G		2000	3SFE	EFI	97.09-00.05	GWT-77A	16110-79026
SXA15G,SXA16G		2000	3SFE	EFI	97.09-00.05	GWT-77A*	16100-79186
SXA10C,SXA10W,SXA11W		2000	3SFE	EFI	97.12-00.05	GWT-77A	16110-79026
SXA10C,SXA10W,SXA11W		2000	3SFE	EFI	97.12-00.05	GWT-77A*	16100-79186
RC F	USC10	5000	2URGSE	D4S	14.09-	GWT-156AM	16100-39506
RC200	ASC10	2000	8ARFTS	TBO	15.10-		16032-36060
	ASC10	2000	8ARFTS	TBO	15.10-		16100-39595
RC300	AVC10	2500	2ARFSE	D4S	14.09-		16100-39575
RC350	GSC10	3500	2GRFSE	D4S	14.09-		16100-39436
REGIUS	RCH42V	2000	1RZE	EFI	97.06-02.05	GWT-138A	16100-79455
	RCH41W,RCH47W	2700	3RZFE	EFI	97.04-02.05	GWT-131A	16100-79445
	KCH40W,KCH46W	3000	1KZTE	DTB	97.04-02.05		16100-69357
	KCH40W,KCH46W	3000	1KZTE	DTB	97.04-02.05	GWT-116A	16110-69045
	KCH40G,KCH46G	3000	1KZTE	DTB	97.04-99.07		16100-69357
	KCH40G,KCH46G	3000	1KZTE	DTB	97.04-99.07	GWT-116A	16110-69045
	LXH43V,LXH49V	3000	5L	DIE	97.06-02.05	GWT-79A	16100-59257
REGIUS ACE	RZH182K	2000	1RZE	EFI	00.12-03.08	GWT-138A	16100-79455
	TRH102V,TRH112K	2000	1TRFE	EFI	03.08-04.08	GWT-131A	16100-79445
	TRH112V	2000	1TRFE	EFI	03.08-04.08	GWT-131A	16100-79445
	TRH122K	2000	1TRFE	EFI	03.08-05.01	GWT-131A	16100-79445

TOYOTA

CAR NAME	MODEL	C.C.	ENGINE	N.B	YEAR	GMB NO.	OEM NO.
REGIUS ACE	TRH200K,TRH200V	2000	1TRFE	EFI	04.08-	GWT-131A	16100-79445
	RZH102V,RZH112K	2000	1RZE	EFI	99.07-03.08	GWT-138A	16100-79455
	RZH112V	2000	1RZE	EFI	99.07-03.08	GWT-138A	16100-79455
	RZH183K	2400	2RZE	EFI	00.12-03.08	GWT-138A	16100-79455
	KDH200K,KDH200V	2500	2KDFTV	DTB	04.08-07.09		16100-39426
	KDH205K,KDH205V	2500	2KDFTV	DTB	04.08-07.09		16100-39426
	KDH220K,KDH225K	2500	2KDFTV	DTB	05.01-07.09		16100-39426
	TRH221K,TRH226K	2700	2TRFE	EFI	05.01-15.01	GWT-131A	16100-79445
	TRH211K,TRH216K	2700	2TRFE	EFI	07.09-15.01	GWT-131A	16100-79445
	KDH201K,KDH201V	3000	1KDFTV	DTB	07.09-		16100-39426
	KDH206K,KDH206V	3000	1KDFTV	DTB	07.09-		16100-39426
	KDH211K,KDH221K	3000	1KDFTV	DTB	07.09-		16100-39426
	LH162V,LH168V	3000	5L	DIE	99.07-04.08	GWT-79A	16100-59257
	LH172K,LH172V,LH178V	3000	5L	DIE	99.07-04.08	GWT-79A	16100-59257
	LH182K,LH188K	3000	5L	DIE	99.07-04.08	GWT-79A	16100-59257
RUSH	J200E,J210E	1500	3SZVE	EFI	06.01-	GWT-100A	16100-B9010
RX200	AGL20W,AGL25W	2000	8ARFTS	D4S	15.09-		16032-36060
	AGL20W,AGL25W	2000	8ARFTS	D4S	15.09-		16100-39595
RX270	AGL10W	2700	1ARFE	EFI	10.08-		16032-36011
	AGL10W	2700	1ARFE	EFI	10.08-	GWT-154A	16100-39515
RX350	GGL10W,GGL15W	3500	2GRFE	EFI	08.12-		16100-39456
	GGL16W	3500	2GRFE	EFI	08.12-12.04		16100-39456
RX450	GYL15W,GYL16W	3500	2GRFXE	EFI	09.03-		16100-39456
	GYL15W,GYL16W	3500	2GRFXE	EFI	09.03-		G9040-47090
	GYL15W,GYL16W	3500	2GRFXE	EFI	09.03-		G9040-52010
	GYL10W	3500	2GRFXE	EFI	09.10-		16100-39456
	GYL10W	3500	2GRFXE	EFI	09.10-		G9040-47090
	GYL10W	3500	2GRFXE	EFI	09.10-		G9040-52010
	GYL20W,GYL25W	3500	2GRFXS	EFI	15.09-		16100-39615
SAI	AZK10	2400	2AZFXE	EFI	09.12-	GWT-119A	16100-28041
SC430	UZZ40	4300	3UZFE	EFI	05.08-10.08		16100-59276
SCEPTER	SXV10	2200	5SFE	EFI	92.11-96.08	GWT-77A	16110-79026
	SXV10	2200	5SFE	EFI	92.11-96.08	GWT-77A*	16100-79186
	SXV15W	2200	5SFE	EFI	92.12-96.07		16100-09040
	SXV15W	2200	5SFE	EFI	92.12-96.07	GWT-77A	16110-79026
	SXV15W	2200	5SFE	EFI	92.12-96.07	GWT-77A*	16100-79186
	SXV15	2200	5SFE	EFI	93.10-96.07		16100-09040
	SXV15	2200	5SFE	EFI	93.10-96.07	GWT-77A	16110-79026
	SXV15	2200	5SFE	EFI	93.10-96.07	GWT-77A*	16100-79186
	VCV15W	3000	3VZFE	EFI	92.07-96.07	GWT-71A	16100-69455
	VCV10	3000	3VZFE	EFI	92.11-96.08	GWT-71A	16100-69455
	VCV15	3000	3VZFE	EFI	93.10-96.07	GWT-71A	16100-69455
SERA	EXY10	1500	5EFHE	EFI	90.03-95.12	GWT-117AH	16100-19226
	EXY10	1500	5EFHE	EFI	90.03-95.12	GWT-93A	16110-19106
SIENTA	NCP81G,NCP85G	1500	1NZFE	EFI	03.09-15.06		16100-29157
	NCP175G	1500	1NZFE	EFI	15.06-		16100-29157
	NHP170G	1500	1NZFXE	EFI	15.06-		161A0-29015
	NSP170G,NSP172G	1500	2NRFKE	EFI	15.06-		16100-80013
SOARA	GZ20	2000	1GGEU	EFI	86.01-88.01	GWT-70A	16100-79025
	GZ20	2000	1GGTEU	TBO	86.01-88.01		16100-79065
	GZ20	2000	1GEU	EFI	86.01-89.01	GWT-66A	16100-79015
	GZ20	2000	1GGEU	TWC	88.01-91.04	GWT-70A	16100-79025

TOYOTA

CAR NAME	MODEL	C.C.	ENGINE	N.B	YEAR	GMB NO.	OEM NO.
SOARA	GZ20	2000	1GGTEU	TWT	88.01-91.04		16100-79065
	GZ20	2000	1GFE	HTC	89.01-91.04	GWT-111A	16100-79117
	JZZ30	2500	1JZGTE	TWT	91.05-00.12		16100-49856
	JZZ30	2500	1JZGTE	TWT	91.05-00.12		16110-49135
	JZZ30	2500	1JZGTE	TWT	91.05-99.08		16100-49847
	JZZ30	2500	1JZGTE	TWT	91.05-99.08	GWT-120A	16110-49097
	MZ20,MZ21	3000	7MGTEU	TBO	86.01-91.04	GWT-82A	16100-49776
	JZZ31	3000	2JZGE	EFI	94.01-00.12	GWT-120AH	16100-49838
	JZZ31	3000	2JZGE	EFI	99.08-00.12	GWT-120A	16110-49097
	UZZ30	4000	1UZFE	EFI	91.05-94.01	GWT-84A	16100-50023
	UZZ32	4000	1UZFE	EFI	91.05-96.08	GWT-84A	16100-50023
	UZZ31	4000	1UZFE	EFI	91.05-97.09	GWT-84A	16100-50023
	UZZ40	4300	3UZFE	EFI	01.04-05.08		16100-59276
	SOARER	GZ10	2000	1G		81.02-89.01	GWT-66A
MZ10		2000	M		81.07-85.12	GWT-55A	16100-49695
GZ10		2000	1G		83.02-94.04	GWT-70A	16100-79025
MZ11		2800	5M		81.02-85.01	GWT-52A	16100-49655
MZ12		3000	6M		85.01-85.12	GWT-52A	16100-49655
SPADE	NSP140	1300	1NRFE	EFI	12.07-15.07		16100-80010
	NCP145	1500	1NZFE	EFI	12.07-		16100-29157
	NCP141	1500	1NZFE	EFI	12.07-15.07		16100-29157
	NSP141	1500	2NRFKE	EFI	15.07-		16100-80013
SPARKY	S221E,S231E	1300	K3VE	EFI	00.09-03.03		16100-B9442
SPRINTER	AE80	1300	2ALU	GAS	83.05-85.05	GWT-58A	16110-19047
	AE80	1300	2ALU	GAS	83.05-85.05	GWT-58A*	16100-19106
	EE80	1300	2ELU	GAS	85.05-87.04		16100-19195
	EE80	1300	2ELU	GAS	85.05-87.04	GWT-68A*	16100-19135
	EE80	1300	2ELU	GAS	85.05-87.04	GWT-93A	16110-19106
	EE90	1300	2E	GAS	87.05-89.05		16100-19195
	EE90	1300	2E	GAS	87.05-91.06	GWT-93A	16110-19106
	EE96V	1300	2E	GAS	88.08-89.08		16100-19195
	EE96V	1300	2E	GAS	88.08-91.08	GWT-93A	16110-19106
	EE90	1300	2E	GAS	89.05-91.06	GWT-117AH	16100-19226
	EE96V	1300	2E	GAS	89.08-91.08	GWT-117AH	16100-19226
	EE101	1300	4EFE	EFI	91.06-95.05	GWT-117AH	16100-19226
	EE101	1300	4EFE	EFI	91.06-95.05	GWT-93A	16110-19106
	EE106V	1300	2E	GAS	91.09-94.01	GWT-117AH	16100-19226
	EE106V	1300	2E	GAS	91.09-94.01	GWT-93A	16110-19106
	EE102V	1300	4EFE	EFI	94.01-02.06	GWT-117A	16110-19107
	EE102V	1300	4EFE	EFI	94.01-02.06	GWT-117AH	16100-19226
	EE102V	1300	4EFE	EFI	94.01-98.04	GWT-93A	16110-19106
	EE111	1300	4EFE	EFI	95.05-00.08	GWT-117A	16110-19107
	EE111	1300	4EFE	EFI	95.05-00.08	GWT-117AH	16100-19226
	EE111	1300	4EFE	EFI	95.05-98.04	GWT-93A	16110-19106
	AE81	1500	3ALU	GAS	83.05-87.04	GWT-58A	16110-19047
	AE81	1500	3ALU	GAS	83.05-87.04	GWT-58A*	16100-19106
	AE91	1500	5AF	GAS	87.05-89.05	GWT-78A	16110-19076
	AE91	1500	5AF	GAS	87.05-89.05	GWT-78A*	16100-19205
	AE91	1500	5AFE	EFI	87.05-91.06	GWT-78A	16110-19076
	AE91	1500	5AFE	EFI	87.05-91.06	GWT-78A*	16100-19205
	EE98V	1500	3E	GAS	88.08-89.08		16100-19195
	EE98V	1500	3E	GAS	88.08-91.08	GWT-93A	16110-19106

TOYOTA

CAR NAME	MODEL	C.C.	ENGINE	N.B	YEAR	GMB NO.	OEM NO.
SPRINTER	AE91	1500	5AFHE	EFS	89.05-91.06	GWT-78A	16110-19076
	AE91	1500	5AFHE	EFS	89.05-91.06	GWT-78A*	16100-19205
	EE98V	1500	3E	GAS	89.08-91.08	GWT-117AH	16100-19226
	AE100	1500	5AFE	EFI	91.06-95.05	GWT-83A	16110-19146
	AE100	1500	5AFE	EFI	91.06-95.05	GWT-83AH	16100-19355
	EE107V,EE108G	1500	3E	GAS	91.09-94.01	GWT-117AH	16100-19226
	EE107V,EE108G	1500	3E	GAS	91.09-94.01	GWT-93A	16110-19106
	EE103V,EE104G	1500	5EFE	EFI	94.01-02.06	GWT-117A	16110-19107
	EE103V,EE104G	1500	5EFE	EFI	94.01-02.06	GWT-117AH	16100-19226
	EE103V,EE104G	1500	5EFE	EFI	94.01-98.04	GWT-93A	16110-19106
	AE110	1500	5AFE	EFI	95.05-00.08	GWT-83A	16110-19146
	AE110	1500	5AFE	EFI	95.05-00.08	GWT-83AH	16100-09120
	AE82	1600	4AELU	EFI	83.05-87.04	GWT-58A	16110-19047
	AE82	1600	4AELU	EFI	83.05-87.04	GWT-58A*	16100-19106
	AE82	1600	4AGELU	EFI	84.10-87.04	GWT-63A	16110-19165
	AE82	1600	4AGELU	EFI	84.10-87.04	GWT-63A*	16100-19115
	AE92	1600	4AGE	EFI	87.05-91.06	GWT-63A	16110-19165
	AE92	1600	4AGE	EFI	87.05-91.06	GWT-63A*	16100-19115
	AE95	1600	4AF	GAS	87.10-89.05	GWT-78A	16110-19076
	AE95	1600	4AF	GAS	87.10-89.05	GWT-78A*	16100-19205
	AE95	1600	4AFE	EFI	89.05-91.06	GWT-78A	16110-19076
	AE95	1600	4AFE	EFI	89.05-91.06	GWT-78A*	16100-19205
	AE101	1600	4AFE	EFI	91.06-95.05	GWT-83A	16110-19146
	AE101	1600	4AFE	EFI	91.06-95.05	GWT-83AH	16100-19355
	AE101	1600	4AGE	TWC	91.06-95.05		16100-19245
	AE101	1600	4AGE	TWC	91.06-95.05	GWT-129A	16110-19125
	AE104	1600	4AFE	EFI	91.09-95.05	GWT-83A	16110-19146
	AE104	1600	4AFE	EFI	91.09-95.05	GWT-83AH	16100-19355
	AE114	1600	4AFE	EFI	95.05-00.08	GWT-83A	16110-19146
	AE114	1600	4AFE	EFI	95.05-00.08	GWT-83AH	16100-09120
	AE111	1600	4AFE	EFI	95.05-97.04	GWT-83A	16110-19146
	AE111	1600	4AFE	EFI	95.05-97.04	GWT-83AH	16100-19355
	AE109V	1600	4AFE	EFI	96.05-02.06	GWT-83A	16110-19146
	AE109V	1600	4AFE	EFI	96.05-02.06	GWT-83AH	16100-09120
	AE111	1600	4AGE	EFI	97.04-00.08	GWT-121A	16110-19195
	AE111	1600	4AGE	EFI	97.04-00.08	GWT-121A*	16100-19285
	CE80	1800	1CL	DIE	83.05-87.04	GWT-94A	16100-64H04
	CE90	1800	1C	DIE	87.05-91.06	GWT-94A	16100-64H04
	CE96V	1800	1C	DIE	88.08-91.08	GWT-94A	16100-64H05
	CE95	2000	2C	DIE	89.10-91.06	GWT-94A	16100-64H05
	CE100	2000	2C	DIE	91.06-95.05	GWT-94A	16100-64H07
	CE104	2000	2C	DIE	91.09-95.05	GWT-94A	16100-64H07
	CE106V,CE108G,CE109V	2000	2C	DIE	91.09-98.04	GWT-94A	16100-64H07
	CE110,CE114	2000	2C	DIE	95.05-98.04	GWT-94A	16100-64H06
	CE113,CE116	2200	3CE	DIE	98.04-00.08	GWT-94A	16100-64H06
CE102G,CE105V,CE107V	2200	3CE	DIE	98.04-02.06	GWT-94A	16100-69435	
SPRINTER CARIB	AE95G	1600	4AFE	EFI	88.02-90.09	GWT-78A	16110-19076
	AE95G	1600	4AFE	EFI	88.02-90.09	GWT-78A*	16100-19205
	AE95G	1600	4AFHE	EFS	90.09-95.08	GWT-78A	16110-19076
	AE95G	1600	4AFHE	EFS	90.09-95.08	GWT-78A*	16100-19205
	AE114G	1600	4AFE	EFI	95.08-02.07	GWT-83A	16110-19146
	AE114G	1600	4AFE	EFI	95.08-02.07	GWT-83AH	16100-09120

TOYOTA

CAR NAME	MODEL	C.C.	ENGINE	N.B	YEAR	GMB NO.	OEM NO.
SPRINTER CARIB	AE111G	1600	4AFE	EFI	96.05-02.07	GWT-83A	16110-19146
	AE111G	1600	4AFE	EFI	96.05-02.07	GWT-83AH	16100-09120
	AE111G	1600	4AGE	EFI	96.05-02.07	GWT-121A	16110-19195
	AE111G	1600	4AGE	EFI	96.05-02.07	GWT-121A*	16100-19285
	AE115G	1800	7AFE	EFI	95.08-02.07		16110-19176
	AE115G	1800	7AFE	EFI	95.08-02.07	GWT-86A	16110-19185
	AE115G	1800	7AFE	EFI	95.08-02.07	GWT-86AH	16100-19305
SPRINTER MARINO	AE100	1500	5AFE	EFI	92.05-98.08	GWT-83A	16110-19146
	AE100	1500	5AFE	EFI	92.05-98.08	GWT-83AH	16100-19355
	AE101	1600	4AFE	EFI	92.05-98.08	GWT-83A	16110-19146
	AE101	1600	4AFE	EFI	92.05-98.08	GWT-83AH	16100-19355
	AE101	1600	4AGE	EFI	92.05-98.08		16100-19245
	AE101	1600	4AGE	EFI	92.05-98.08	GWT-121A	16110-19195
	AE101	1600	4AGE	EFI	92.05-98.08	GWT-121A*	16100-19285
	AE101	1600	4AGE	EFI	92.05-98.08	GWT-129A	16110-19125
SPRINTER TRUENO	AE85	1500	3AU	GAS	83.05-87.04	GWT-49A	16110-19115
	AE85	1500	3AU	GAS	83.05-87.04	GWT-49A*	16100-19037
	AE91	1500	5AF	GAS	87.05-89.05	GWT-78A	16110-19076
	AE91	1500	5AF	GAS	87.05-89.05	GWT-78A*	16100-19205
	AE91	1500	5AFE	EFI	87.05-91.06	GWT-78A	16110-19076
	AE91	1500	5AFE	EFI	87.05-91.06	GWT-78A*	16100-19205
	AE91	1500	5AFHE	EF5	89.05-91.06	GWT-78A	16110-19076
	AE91	1500	5AFHE	EF5	89.05-91.06	GWT-78A*	16100-19205
	AE100	1500	5AFE	EFI	91.06-95.05	GWT-83A	16110-19146
	AE100	1500	5AFE	EFI	91.06-95.05	GWT-83AH	16100-19355
	AE110	1500	5AFE	EFI	95.05-00.08	GWT-83A	16110-19146
	AE110	1500	5AFE	EFI	95.05-00.08	GWT-83AH	16100-09120
	AE86	1600	4AGEU	EFI	83.05-87.04	GWT-62A	16110-19155
	AE86	1600	4AGEU	EFI	83.05-87.04	GWT-62A*	16100-19095
	AE92	1600	4AGE	EFI	87.05-91.06	GWT-63A	16110-19165
	AE92	1600	4AGE	EFI	87.05-91.06	GWT-63A*	16100-19115
	AE92	1600	4AGZE	SPC	87.05-91.06	GWT-63A	16110-19165
	AE92	1600	4AGZE	SPC	87.05-91.06	GWT-63A*	16100-19115
	AE101	1600	4AFE	EFI	91.06-95.05	GWT-83A	16110-19146
	AE101	1600	4AFE	EFI	91.06-95.05	GWT-83AH	16100-19355
	AE101	1600	4AGE	EFI	91.06-95.05		16100-19245
	AE101	1600	4AGE	EFI	91.06-95.05	GWT-129A	16110-19125
	AE101	1600	4AGZE	SPC	91.06-95.05	GWT-63A	16110-19165
	AE101	1600	4AGZE	SPC	91.06-95.05	GWT-63A*	16100-19115
	AE111	1600	4AFE	EFI	95.05-00.08	GWT-83A	16110-19146
	AE111	1600	4AFE	EFI	95.05-00.08	GWT-83AH	16100-09120
AE111	1600	4AGE	EFI	95.05-00.08	GWT-121A	16110-19195	
AE111	1600	4AGE	EFI	95.05-00.08	GWT-121A*	16100-19285	
STARLET	KP40,KP45	1000	2K		73.04-74.04	GWT-03A	16100-28026
	KP40,KP45	1000	2K		74.04-75.11	GWT-09A	16100-29028
	KP42,KP47	1200	3K		73.04-74.04	GWT-03A	16100-29026
	KP42,KP47	1200	3K		74.04-75.11	GWT-09A	16100-29028
	KP51	1200	3K		76.01-78.01	GWT-09A	16100-29028
	KP62	1200	3K		78.10-82.01	GWT-30A	16100-19016
	KP61	1300	4K		78.02-83.07	GWT-30A	16100-19016
	KP61	1300	4K		82.08-84.09	GWT-50A	16010-19056
	EP71	1300	2EELU	EFI	84.10-89.12	GWT-117AH	16100-19226

TOYOTA

CAR NAME	MODEL	C.C.	ENGINE	N.B	YEAR	GMB NO.	OEM NO.
STARLET	EP71	1300	2EELU	EFI	84.10-89.12	GWT-68A*	16100-19125
	EP71	1300	2EELU	EFI	84.10-89.12	GWT-93A	16110-19106
	EP71	1300	2ELU	GAS	84.10-89.12		16100-19195
	EP71	1300	2ELU	GAS	84.10-89.12	GWT-68A*	16100-19135
	EP71	1300	2ELU	GAS	84.10-89.12	GWT-93A	16110-19106
	EP76V	1300	2ELJ	GAS	84.10-89.12		16100-19195
	EP76V	1300	2ELJ	GAS	84.10-89.12	GWT-68A*	16100-19135
	EP76V	1300	2ELJ	GAS	84.10-89.12	GWT-93A	16110-19106
	EP71	1300	2ETELU	TBO	86.01-89.12	GWT-117AH	16100-19226
	EP71	1300	2ETELU	TBO	86.01-89.12	GWT-68A*	16100-19125
	EP71	1300	2ETELU	TBO	86.01-89.12	GWT-93A	16110-19106
	EP82	1300	4EF	GAS	89.12-92.01	GWT-117AH	16100-19226
	EP82	1300	4EF	GAS	89.12-92.01	GWT-93A	16110-19106
	EP82	1300	4EFE	EFI	89.12-96.01	GWT-117AH	16100-19226
	EP82	1300	4EFE	EFI	89.12-96.01	GWT-93A	16110-19106
	EP82	1300	4EFTE	TBO	89.12-96.01	GWT-117AH	16100-19226
	EP82	1300	4EFTE	TBO	89.12-96.01	GWT-93A	16110-19106
	EP85	1300	4EF	GAS	90.08-92.01	GWT-117AH	16100-19226
	EP85	1300	4EF	GAS	90.08-92.01	GWT-93A	16110-19106
	EP85	1300	4EFE	EFI	92.01-96.01	GWT-117AH	16100-19226
	EP85	1300	4EFE	EFI	92.01-96.01	GWT-93A	16110-19106
	EP91	1300	4EFTE	TBO	96.01-99.07	GWT-117A	16110-19107
	EP91	1300	4EFTE	TBO	96.01-99.07	GWT-117AH	16100-19226
	EP91	1300	4EFTE	TBO	96.01-99.07	GWT-93A	16110-19106
	EP91,EP95	1300	4EFE	EFI	96.01-99.07	GWT-117A	16110-19107
	EP91,EP95	1300	4EFE	EFI	96.01-99.07	GWT-117AH	16100-19226
	EP91,EP95	1300	4EFE	EFI	96.01-99.07	GWT-93A	16110-19106
	NP70,NP76V	1500	1N	DIE	86.12-89.12	GWT-113A	16100-59235
	NP80	1500	1N	DIE	89.12-95.09	GWT-113A	16100-59235
	NP90	1500	1N	DIE	96.01-99.07	GWT-113A	16100-59235
STOUT	RK101	2000	5R		67.09-70.10	GWT-36A	16100-49105
	RK101	2000	5R		70.10-79.02	GWT-14A	16100-49155
	RK110	2000	5R		79.03-82.01		16100-49576
	RK111	2000	5R		82.01-86.03		16100-49576
SUCCEED	NLP51V	1400	1NDTV	DIE	02.06-07.08		16100-29157
	NLP51V	1400	1NDTV	DIE	02.06-07.08	GWT-135A	16100-29196
	NCP58G,NCP59G	1500	1NZFE	EFI	02.06-14.04		16100-29157
	NCP51V,NCP55V	1500	1NZFE	EFI	02.06-14.09		16100-29157
	NCP160V,NCP165V	1500	1NZFE	EFI	14.09-		16100-29157
SUPRA	GA70	2000	1GEU	EFI	86.02-88.08	GWT-66A	16100-79015
	GA70	2000	1GGEU	EFI	86.02-93.05	GWT-70A	16100-79025
	GA70	2000	1GGTEU	TBO	86.02-93.05		16100-79065
	GA70	2000	1GFE	EFI	88.08-90.08	GWT-111A	16100-79117
	GA70H	2000	1GGTEU	TBO	89.08-93.05		16100-79065
	JZA70	2500	1JZGTE	TBO	90.08-93.05		16090-49017
	JZA70	2500	1JZGTE	TBO	90.08-93.05		16110-46011
	MA70	3000	7MGTEU	TBO	86.02-90.08	GWT-82A	16100-49776
	JZA80	3000	2JZGE	TWC	93.05-02.08	GWT-120AH	16100-49838
	JZA80	3000	2JZGTE	TWT	93.05-02.08		16100-49847
	JZA80	3000	2JZGTE	TWT	93.05-02.08	GWT-120A	16110-49097
	JZA80	3000	2JZGE	TWC	99.08-02.08	GWT-120A	16110-49097
	TARCEL/CORSA	AL11	1300	2A		79.06-80.08	GWT-38A*

TOYOTA

CAR NAME	MODEL	C.C.	ENGINE	N.B	YEAR	GMB NO.	OEM NO.
TARCEL/CORSA	AL11	1300	2A		80.08-82.04	GWT-43A	16110-19035
	AL20	1300	2A		82.05-86.05	GWT-43A	16110-19035
	AL10	1500	1A		78.08-79.06	GWT-38A	(16100-19025)
	AL12	1500	3A		79.06-78.08	GWT-38A	(16100-19025)
	AL12	1500	3A		80.08-82.04	GWT-43A	16110-19035
TERCEL	AL20	1300	2AU	GAS	82.05-89.10	GWT-43A	16110-19036
	AL20	1300	2AU	GAS	82.05-89.10	GWT-78A*	16100-19086
	EL30	1300	2E	GAS	86.05-90.09		16100-19195
	EL30	1300	2E	GAS	86.05-90.09	GWT-93A	16110-19106
	EL41	1300	4EFE	EFI	90.09-94.09	GWT-117AH	16100-19226
	EL41	1300	4EFE	EFI	90.09-94.09	GWT-93A	16110-19106
	EL51	1300	4EFE	EFI	94.09-99.07	GWT-117A	16110-19107
	EL51	1300	4EFE	EFI	94.09-99.07	GWT-117AH	16100-19226
	EL51	1300	4EFE	EFI	94.09-99.07	GWT-93A	16110-19106
	AL21	1500	3AHU	GAS	82.05-84.08	GWT-43A	16110-19036
	AL21	1500	3AHU	GAS	82.05-84.08	GWT-78A*	16100-19086
	AL21	1500	3AU	GAS	82.05-89.10	GWT-43A	16110-19036
	AL21	1500	3AU	GAS	82.05-89.10	GWT-78A*	16100-19086
	AL21	1500	3ASU	GAS	84.08-86.05	GWT-43A	16110-19036
	AL21	1500	3ASU	GAS	84.08-86.05	GWT-78A*	16100-19086
	AL25	1500	3AU	GAS	84.08-89.10	GWT-43A	16110-19036
	AL25	1500	3AU	GAS	84.08-89.10	GWT-78A*	16100-19086
	AL25	1500	3ASU	GAS	86.05-89.10	GWT-43A	16110-19036
	AL25	1500	3ASU	GAS	86.05-89.10	GWT-78A*	16100-19086
	EL31	1500	3E	GAS	86.05-90.09		16100-19195
	EL31	1500	3E	GAS	86.05-90.09	GWT-93A	16110-19106
	NL30	1500	1NT	DTB	86.05-90.09	GWT-113A	16100-59235
	EL31	1500	3ETE	TBO	86.09-88.05	GWT-93A	16110-19106
	EL31	1500	3ETE	TBO	86.09-90.09	GWT-117AH	16100-19226
	EL31	1500	3EE	EFI	88.05-90.09	GWT-117AH	16100-19226
	EL43	1500	5EFHE	EF5	90.09-94.09	GWT-117AH	16100-19226
	EL43	1500	5EFHE	EF5	90.09-94.09	GWT-93A	16110-19106
	EL43,EL45	1500	5EFE	EFI	90.09-94.09	GWT-117AH	16100-19226
	EL43,EL45	1500	5EFE	EFI	90.09-94.09	GWT-93A	16110-19106
	NL40	1500	1NT	DTB	90.09-94.09	GWT-113A	16100-59235
	EL53,EL55	1500	5EFE	EFI	94.09-99.07	GWT-117A	16110-19107
	EL53,EL55	1500	5EFE	EFI	94.09-99.07	GWT-117AH	16100-19226
EL53,EL55	1500	5EFE	EFI	94.09-99.07	GWT-93A	16110-19106	
NL50	1500	1NT	DTB	94.09-99.07	GWT-113A	16100-59235	
TERIOS			J1		00.01-05.12	GWT-146A	16100-B9150
TOURING HIACE	RCH41W,RCH47W	2700	3RZFE	EFI	99.07-02.05	GWT-131A	16100-79445
	KCH40W,KCH46W	3000	1KZTE	DTB	99.07-02.05		16100-69357
	KCH40W,KCH46W	3000	1KZTE	DTB	99.07-02.05	GWT-116A	16110-69045
TOWN ACE	KR26V	1300	4KJ	GAS	82.11-90.08		16100-19156
	KM50	1300	4K	GAS	86.10-90.08		16100-19156
	S402M,S402U	1500	3SZVE	EFI	08.01-		16100-B9442
	S412M,S412U	1500	3SZVE	EFI	10.07-		16100-B9442
	KM51	1500	5K	GAS	86.10-99.06		16100-19156
	KR27V	1500	5KJ	GAS	90.08-96.10		16100-19156
	YR26V	1600	1YJ	GAS	82.11-88.08	GWT-114A	16100-79037
	CR26V	1800	1C	DIE	82.11-88.08	GWT-94A	16100-64H04
	YR20G	1800	2YU	GAS	82.11-92.01	GWT-114A	16100-79037

TOYOTA

CAR NAME	MODEL	C.C.	ENGINE	N.B	YEAR	GMB NO.	OEM NO.
TOWN ACE	YR28G	1800	2YU	GAS	85.08-92.01	GWT-114A	16100-79037
	CM50	1800	1C	DIE	86.10-89.10	GWT-94A	16100-64H04
	YM55,YM60	1800	2Y	GAS	86.10-99.06	GWT-114A	16100-79037
	YR25V	1800	2YJ	GAS	88.08-96.10	GWT-114A	16100-79037
	YM65	1800	2Y	GAS	90.08-99.06	GWT-114A	16100-79037
	KM70,KM75,KM80,KM85	1800	7KE	EFI	99.06-07.08	GWT-132A	16100-19276
	CR21G	2000	2C	DIE	83.04-87.08	GWT-94A	16100-64H04
	YR21G	2000	3YEU	EFI	83.05-96.10	GWT-114A	16100-79037
	CR27V	2000	2C	DIE	84.09-96.10	GWT-94A	16100-64H06
	CR28G	2000	2C	DIE	85.08-87.08	GWT-94A	16100-64H04
	CR21G	2000	2CT	DTB	85.08-93.09	GWT-94A	16100-64H06
	CR30G	2000	2CT	DTB	85.10-93.09	GWT-94A	16100-64H06
	CR36V	2000	2C	DIE	85.10-96.10	GWT-94A	16100-64H06
	YR30G	2000	3YEU	EFI	85.10-96.10	GWT-114A	16100-79037
	YR36G	2000	3YEU	EFI	86.08-92.01	GWT-114A	16100-79037
	CM51,CM55,CM60,CM65	2000	2C	DIE	86.10-99.06	GWT-94A	16100-64H06
	CR28G,CR37G	2000	2CT	DTB	87.08-93.09	GWT-94A	16100-64H06
	CM52,CM61	2000	2C	DIE	91.10-99.06	GWT-94A	16100-64H06
	CR22G,CR29G,CR31G	2200	3CT	DTB	93.09-96.10		16100-69377
	CR38G	2200	3CT	DTB	93.09-96.10		16100-69377
CM70,CM75,CM80,CM85	2200	3CE	DIE	99.06-04.08	GWT-94A	16100-69435	
TOWN ACE NOAH	KR41V	1500	5K	GAS	96.11-98.12		16100-19156
	KR52V	1800	7KE	EFI	04.12-07.08	GWT-132A	16100-19276
	KR42V	1800	7K	GAS	96.11-98.12	GWT-132A	16100-19276
	KR42V	1800	7KE	EFI	98.12-07.08	GWT-132A	16100-19276
	SR40G,SR50G	2000	3SFE	EFI	96.10-01.11	GWT-77A	16110-79026
	SR40G,SR50G	2000	3SFE	EFI	96.10-01.11	GWT-77A*	16100-79186
	CR41V,CR51V	2000	2C	DIE	96.11-98.12	GWT-94A	16100-64H06
	CR40G,CR50G	2200	3CT	DTB	96.10-98.12	GWT-94A	16100-64H06
	CR40G,CR50G	2200	3CTE	DTB	98.12-01.11	GWT-94A	16100-69435
	CR42V,CR52V	2200	3CE	DIE	98.12-04.07	GWT-94A	16100-69435
TOWN ACE/MASTER ACE	KR10	1200	3K		76.12-78.02	GWT-09A	16100-29028
	KR11	1300	4K		78.02-79.10	GWT-09A	16100-29028
	KR12	1300	4K		79.10-82.10		16100-19155
	KR26	1300	4K		82.11-92.01		16100-19155
	KR27	1500	5K		89.12-94.12		16100-19155
	TR11	1600	12T		76.10-78.08	GWT-01A	16100-25012
	TR10	1600	2T		76.10-79.10	GWT-01A	16100-25012
	RR10,RR20	1600	12R		78.08-79.11	GWT-12A	16100-39116
	TR11	1600	2T		79.10-82.10	GWT-31A	16110-28010
	TR11	1600	2T		79.10-82.10	GWT-31AF	16100-28010
	RR11,RR21	1600	12R		79.11-82.10		16100-39285
	TM20	1800	13T		78.08-82.10	GWT-31A	16110-28010
TM20,TR15	1800	13T		78.08-82.10	GWT-31AF	16100-28020	
TOYO ACE	RY10	1350	3P		71.09-79.02		16100-29035
	RY10	1350	3P		71.09-79.02		16120-23010
	PK41	1500	2R		67.05-70.09	GWT-25A	16100-39035
	PK41	1500	2R		70.09-71.01	GWT-05A	16100-39115
	PK42	1600	12R		71.02-71.08	GWT-25A	16100-39035
	RY10,RY12,RY14	1600	12R		71.09-75.11	GWT-05A	16100-39115
	RY10,RY12,RY14	1600	12R		75.11-79.02	GWT-12A	16100-39116
	RY20	1600	12R		79.03-82.01	GWT-12A	16100-39116

TOYOTA

CAR NAME	MODEL	C.C.	ENGINE	N.B	YEAR	GMB NO.	OEM NO.
TOYO ACE	RY21	1600	12R		82.01-85.07	GWT-12A	16100-39116
	YY50	1600	1Y	GAS	85.08-87.08	GWT-114A	16100-79037
	YY51	1800	2Y	GAS	87.08-93.09	GWT-114A	16100-79037
	RZY220,RZY230	2000	1RZE	EFI	01.07-07.08	GWT-138A	16100-79455
	TRY220,TRY230	2000	1TRFE	EFI	03.05-	GWT-131A	16100-79445
	TRY231,TRY281	2000	1TRFPE	LPG	07.12-	GWT-131A	16100-79445
	YU80	2000	3YP	LPG	85.08-87.08	GWT-114A	16100-79037
	YU60,YY52,YY61	2000	3Y	GAS	85.08-95.05	GWT-114A	16100-79037
	YU60,YY61	2000	3YP	LPG	85.08-95.05	GWT-114A	16100-79037
	YU61D	2000	3Y	GAS	86.01-93.09	GWT-114A	16100-79037
	YY201,YY211	2000	3Y	GAS	95.05-01.07	GWT-114A	16100-79037
	YY211	2000	3YP	LPG	95.05-01.07	GWT-114A	16100-79037
	YY101,YY121,YY131	2000	3Y	GAS	96.10-01.07	GWT-114A	16100-79037
	LY161	2000	3YP	LPG	98.05-99.05	GWT-114A	16100-79037
	LY162	2000	3YP	LPG	99.05-01.07	GWT-114A	16100-79037
	LY50,LY60	2400	2L	DIE	85.08-88.08	GWT-61A	16100-59139
	LY50	2400	2L	DIE	88.08-95.05	GWT-79A	16100-59257
	KDY220,KDY230	2500	2KDFTV	DTB	04.08-07.09		16100-69357
	KDY240V,KDY270	2500	2KDFTV	DTB	04.08-07.09		16100-69357
	KDY280,KDY290V	2500	2KDFTV	DTB	04.08-07.09		16100-69357
	KDY220,KDY230	2500	2KDFTV	DTB	04.08-07.09	GWT-116A	16110-69045
	KDY240V,KDY270	2500	2KDFTV	DTB	04.08-07.09	GWT-116A	16110-69045
	KDY280,KDY290V	2500	2KDFTV	DTB	04.08-07.09	GWT-116A	16110-69045
	RZU300	2700	3RZFPE	LPG	00.05-07.05	GWT-131A	16100-79445
	RZU300,RZU340	2700	3RZFE	EFI	00.05-07.05	GWT-131A	16100-79445
	LY230,LY280	2700	3RZFPE	LPG	01.07-04.08	GWT-131A	16100-79445
	RZY231H,RZY281H	2700	3RZFPE	LPG	03.05-07.12	GWT-131A	16100-79445
	RZU301	2700	3RZFPE	LPG	03.06-07.05	GWT-131A	16100-79445
	TRU300,TRU300A	2700	2TRFE	EFI	07.05-11.06	GWT-131A	16100-79445
	TRU340,TRU500	2700	2TRFE	EFI	07.05-11.06	GWT-131A	16100-79445
	TRC600,TRC600A	2700	2TRFE	EFI	11.07-	GWT-131A	16100-79445
	TRU600	2700	2TRFE	EFI	11.07-	GWT-131A	16100-79445
	BU68DH	2700	27LPG	LPG	93.11-95.05	GWT-131A	16100-79445
	RZU100,RZU100A	2700	3RZFE	EFI	95.05-00.07	GWT-131A	16100-79445
	RZU100A,RZU100H	2700	3RZFP	LPG	95.05-00.07	GWT-131A	16100-79445
	RZU140	2700	3RZFE	EFI	97.08-00.07	GWT-131A	16100-79445
	LY51,LY61	2800	3L	DIE	88.08-95.05	GWT-79A	16100-59257
	LY201,LY211	2800	3L	DIE	95.05-99.05	GWT-79A	16100-59257
	LY101,LY111,LY121	2800	3L	DIE	96.10-99.05	GWT-79A	16100-59257
	LY131,LY151,LY161	2800	3L	DIE	96.10-99.05	GWT-79A	16100-59257
	LY220,LY230,LY240V	3000	5L	DIE	01.07-04.08	GWT-79A	16100-59257
	LY270,LY280,LY290V	3000	5L	DIE	01.07-04.08	GWT-79A	16100-59257
	KDY221,KDY231	3000	1KDFTV	DTB	07.09-		16100-69357
	KDY241V,KDY271	3000	1KDFTV	DTB	07.09-		16100-69357
	KDY281	3000	1KDFTV	DTB	07.09-		16100-69357
	KDY221,KDY231	3000	1KDFTV	DTB	07.09-	GWT-116A	16110-69045
	KDY241V,KDY271	3000	1KDFTV	DTB	07.09-	GWT-116A	16110-69045
	KDY281	3000	1KDFTV	DTB	07.09-	GWT-116A	16110-69045
	BU60,BU80	3000	B	DIE	85.08-88.08	GWT-109A	16100-59076
	BU61,BU81	3000	11B	DIE	85.08-88.08	GWD-13A	16100-59145
	BU60VH	3000	B	DIE	86.01-95.05	GWD-13A	16100-59145
	BU60VH	3000	B	DIE	86.01-95.05	GWT-110A	16100-59166

TOYOTA

CAR NAME	MODEL	C.C.	ENGINE	N.B	YEAR	GMB NO.	OEM NO.
TOYO ACE	BU83	3000	B	DIE	88.08-93.09		16100-59265
	BU60	3000	B	DIE	88.08-95.05		16100-59265
	BU61,BU84	3000	11B	DIE	88.08-95.05	GWT-110A	16100-59166
	LY102,LY112,LY122	3000	5L	DIE	99.05-01.07	GWT-79A	16100-59257
	LY132,LY152,LY162	3000	5L	DIE	99.05-01.07	GWT-79A	16100-59257
	LY202,LY212	3000	5L	DIE	99.05-01.07	GWT-79A	16100-59257
	BU62,BU62D,BU62H	3400	13B	DIE	85.08-88.08	GWD-13A	16100-59145
	BU64,BU64D,BU82,BU85	3400	13B	DIE	85.08-88.08	GWD-13A	16100-59145
	BU98	3400	13B	DIE	85.08-88.08	GWD-13A	16100-59145
	BU85,BU90,BU95	3400	13BT	DTB	85.08-89.10	GWD-13A	16100-59145
	BU77	3400	13B	DIE	85.10-87.08	GWD-13A	16100-59145
	BU93	3400	13B	DIE	86.03-88.08	GWD-13A	16100-59145
	BU68DH	3400	3B	DIE	89.10-95.05		16100-59265
	BU100A,BU140	3400	3B	DIE	95.05-99.05	GWT-110A	16100-59166
	BU100	3400	3B	DIE	95.05-99.06	GWT-110A	16100-59166
	BU105,BU145	3400	3B	DIE	97.08-99.05	GWT-110A	16100-59166
	BU66,BU66D,BU66H	3700	14B	DIE	88.08-95.05	GWT-110A	16100-59166
	BU67,BU67D,BU87,BU88	3700	14B	DIE	88.08-95.05	GWT-110A	16100-59166
	BU91,BU94,BU96	3700	14B	DIE	88.08-95.05	GWT-110A	16100-59166
	BU72,BU72D,BU72DH	3700	14B	DIE	89.10-95.05	GWT-110A	16100-59166
	BU72H,BU74,BU78	3700	14B	DIE	89.10-95.05	GWT-110A	16100-59166
	BU88,BU91,BU96	3700	14BT	DTB	89.10-95.05	GWT-110A	16100-59166
	BU66DH	3700	14B	DIE	90.08-95.05	GWT-110A	16100-59166
	BU94	3700	14BT	DTB	90.08-95.05	GWT-110A	16100-59166
	BU73	3700	14B	DIE	91.09-95.05	GWT-110A	16100-59166
	BU306,BU306V,BU346	3700	4B	DIE	99.05-04.06		16100-59285
	BU301A	3700	4B	DIE	99.07-02.06		16100-59285
	BU301	3700	4B	DIE	99.07-04.06		16100-59285
	XKC605,XKC645	4000	N04CUL	DIE	11.07-		16100-E0780
	XKC655,XKU600A	4000	N04CUL	DIE	11.07-		16100-E0780
	XKU600,XKU605,XKU640	4000	N04CUL	DIE	11.07-		16100-E0780
	XKU645,XKU650,XKU655	4000	N04CUL	DIE	11.07-		16100-E0780
	XKU700,XKU710,XKU720	4000	N04CUL	DIE	11.07-		16100-E0780
	XZC710,XZU700	4000	N04CUN	DIE	11.07-		16100-E0780
	XZU710,XZU720	4000	N04CUN	DIE	11.07-		16100-E0780
	XZU700,XZU710,XZU720	4000	N04CUP	DIE	11.07-		16100-E0780
	XZU700A,XZU700	4000	N04CUQ	DIE	11.07-		16100-E0780
	XZU710,XZU720,XZU730	4000	N04CUQ	DIE	11.07-		16100-E0780
	XZU775	4000	N04CUP	DIE	11.08-		16100-E0780
	WU75D,WU90,WU95	4000	1W	DIE	85.08-95.05		16100-E0151
	WU85	4000	1W	DIE	89.10-95.05		16100-E0151
	WU93	4000	1W	DIE	91.09-95.05		16100-E0151
	XZU301A,XZU301H	4100	15BLPG	LPG	00.05-04.06	GWT-110A	16100-59166
	XZU341	4100	15BLPG	LPG	00.05-04.06	GWT-110A	16100-59166
	XZU301A,XZU302	4100	15BCNG	CNG	00.10-04.06	GWT-110A	16100-59166
	XZU412	4100	15BCNG	CNG	00.11-03.06	GWT-110A	16100-59166
	XZU342	4100	15BCNG	CNG	01.08-04.06	GWT-110A	16100-59166
	XZU302,XZU342	4100	15BLPG	LPG	01.08-04.06	GWT-110A	16100-59166
	XZU412	4100	15BLPG	LPG	02.06-03.06	GWT-110A	16100-59166
	BZU300,BZU300A	4100	1BZFNE	CNG	03.06-07.05	GWT-110A	16100-59166
	BZU340,BZU410	4100	1BZFNE	CNG	03.06-07.05	GWT-110A	16100-59166
	BZU410	4100	1BZFPE	LPG	03.06-07.05	GWT-110A	16100-59166

TOYOTA

CAR NAME	MODEL	C.C.	ENGINE	N.B	YEAR	GMB NO.	OEM NO.
TOYO ACE	BZU300,BZU300A	4100	1BZFPE	LPG	03.06-11.06	GWT-110A	16100-59166
	BZU340	4100	1BZFPE	LPG	03.06-11.06	GWT-110A	16100-59166
	XKU304H,XKU344	4100	N04C	DIE	03.10-06.10		16100-78170
	XKU414,XKU424	4100	N04C	DIE	03.10-06.10		16100-78170
	XZU304H,XZU304	4100	N04C	DIE	03.10-06.10		16100-78170
	XZU344,XZU415	4100	N04C	DIE	03.10-06.10		16100-78170
	XZU304A,XZU305A	4100	N04C	DIE	03.10-07.05		16100-78170
	XZU414	4100	N04C	DIE	03.10-07.05		16100-78170
	XZU308,XZU308V	4100	N04C	DIE	04.06-06.10		16100-78170
	XZU314D,XZU334	4100	N04C	DIE	04.06-06.10		16100-78170
	XZU348,XZU354D	4100	N04C	DIE	04.06-06.10		16100-78170
	XZU354H,XZU368D	4100	N04C	DIE	04.06-06.10		16100-78170
	XZU368,XZU378,XZU388	4100	N04C	DIE	04.06-06.10		16100-78170
	XZU404A,XZU404	4100	N04C	DIE	04.06-06.10		16100-78170
	XZU424	4100	N04C	DIE	04.06-06.10		16100-78170
	XZU338	4100	N04C	DIE	04.06-07.05		16100-78170
	XZU404	4100	N04C	DTB	04.06-11.06		16100-78170
	XZU304D,XZU314D	4100	N04CTJ	DTB	06.10-10.03		16100-78170
	XZU324D	4100	N04CTJ	DTB	06.10-10.03		16100-78170
	XKU414,XKU424	4100	N04CTN	DIE	06.10-11.06		G9020-47022
	XKU304A,XKU308H	4100	N04CTN	DIE	06.10-11.06		16100-78170
	XKU308,XKU338,XKU344	4100	N04CTN	DIE	06.10-11.06		16100-78170
	XKU348,XKU414,XKU424	4100	N04CTN	DIE	06.10-11.06		16100-78170
	XKU508H,XKU508	4100	N04CTN	DIE	06.10-11.06		16100-78170
	XZU304H,XZU304	4100	N04CTK	DTB	06.10-11.06		16100-78170
	XZU308,XZU314D	4100	N04CTK	DTB	06.10-11.06		16100-78170
	XZU334,XZU344,XZU348	4100	N04CTK	DTB	06.10-11.06		16100-78170
	XZU354D,XZU354H	4100	N04CTK	DTB	06.10-11.06		16100-78170
	XZU368D,XZU368	4100	N04CTK	DTB	06.10-11.06		16100-78170
	XZU378,XZU388	4100	N04CTK	DTB	06.10-11.06		16100-78170
	XZU404A,XZU414	4100	N04C	DTB	06.10-11.06		16100-78170
	XZU424,XZU434,XZU454	4100	N04C	DTB	06.10-11.06		16100-78170
	XZU488	4100	N04C	DTB	06.10-11.06		16100-78170
	XZU308,XZU338	4100	N04CTH	DTB	06.10-11.06		16100-78170
	XZU348,XZU504,XZU508	4100	N04CTH	DTB	06.10-11.06		16100-78170
	XZU508V,XZU538	4100	N04CTH	DTB	06.10-11.06		16100-78170
	XZU304A,XZU304H	4100	N04CTJ	DTB	06.10-11.06		16100-78170
	XZU304,XZU308,XZU334	4100	N04CTJ	DTB	06.10-11.06		16100-78170
	XZU338,XZU344,XZU348	4100	N04CTJ	DTB	06.10-11.06		16100-78170
	XZU354D,XZU368D	4100	N04CTJ	DTB	06.10-11.06		16100-78170
	XZU368,XZU378,XZU388	4100	N04CTJ	DTB	06.10-11.06		16100-78170
	XZU504,XZU508	4100	N04CTJ	DTB	06.10-11.06		16100-78170
	XZU508V,XZU524D	4100	N04CTJ	DTB	06.10-11.06		16100-78170
	XZU538,XZU548	4100	N04CTJ	DTB	06.10-11.06		16100-78170
	XZU554D,XZU568D	4100	N04CTJ	DTB	06.10-11.06		16100-78170
	XZU568	4100	N04CTJ	DTB	06.10-11.06		16100-78170
	XZU304A,XZU308	4100	N04CTM	DTB	07.05-11.06		16100-78170
	XZU348	4100	N04CTM	DTB	07.05-11.06		16100-78170
	XZU504,XZU508,XZU538	4100	N04CUD	DTB	08.01-11.06		16100-78170
	XZU508,XZU524D	4100	N04CUE	DTB	08.01-11.06		16100-78170
	XZU538,XZU548	4100	N04CUE	DTB	08.01-11.06		16100-78170
	XZU554D	4100	N04CUE	DTB	08.01-11.06		16100-78170

TOYOTA

CAR NAME	MODEL	C.C.	ENGINE	N.B	YEAR	GMB NO.	OEM NO.
TOYO ACE	XZU304,XZU308	4100	N04CUE	DTB	09.12-11.06		16100-78170
	XZU324D,XZU354D	4100	N04CUE	DTB	09.12-11.06		16100-78170
	XZU304A,XZU304D	4100	N04CUE	DTB	10.03-11.06		16100-78170
	XZU304H,XZU314D	4100	N04CUE	DTB	10.03-11.06		16100-78170
	XZU334,XZU338,XZU344	4100	N04CUE	DTB	10.03-11.06		16100-78170
	XZU348	4100	N04CUE	DTB	10.03-11.06		16100-78170
	BZU600,BZU600A	4100	1BZFPE	LPG	11.07-	GWT-110A	16100-59166
	XZC600,XZC605	4100	N04CUM	DIE	11.07-		16100-E0780
	XZC605V,XZU605	4100	N04CUM	DIE	11.07-		16100-E0780
	XZC600,XZC605	4100	N04CUN	DIE	11.07-		16100-E0780
	XZC605V,XZC610D	4100	N04CUN	DIE	11.07-		16100-E0780
	XZC630D,XZC645	4100	N04CUN	DIE	11.07-		16100-E0780
	XZC655,XZC675D	4100	N04CUN	DIE	11.07-		16100-E0780
	XZC675,XZU600A	4100	N04CUN	DIE	11.07-		16100-E0780
	XZU600D,XZU600H	4100	N04CUN	DIE	11.07-		16100-E0780
	XZU600,XZU605	4100	N04CUN	DIE	11.07-		16100-E0780
	XZU610D,XZU620D	4100	N04CUN	DIE	11.07-		16100-E0780
	XZU630D,XZU640	4100	N04CUN	DIE	11.07-		16100-E0780
	XZU645,XZU650,XZU655	4100	N04CUN	DIE	11.07-		16100-E0780
	XZU675D,XZU675	4100	N04CUN	DIE	11.07-		16100-E0780
	XZU685,XZU695	4100	N04CUN	DIE	11.07-		16100-E0780
	XZU600A,XZU600H	4100	N04CUP	DIE	11.07-		16100-E0780
	XZU600W,XZU605	4100	N04CUP	DIE	11.07-		16100-E0780
	XZU610D,XZU620D	4100	N04CUP	DIE	11.07-		16100-E0780
	XZU640,XZU640W	4100	N04CUP	DIE	11.07-		16100-E0780
	XZU650,XZU650W	4100	N04CUP	DIE	11.07-		16100-E0780
	XZU655,XZU675D	4100	N04CUP	DIE	11.07-		16100-E0780
	XZU675,XZU685,XZU695	4100	N04CUP	DIE	11.07-		16100-E0780
	BU102A,BU102D	4100	15BF	DIE	95.05-99.05	GWT-110A	16100-59166
	BU102H,BU112,BU112D	4100	15BF	DIE	95.05-99.05	GWT-110A	16100-59166
	BU132,BU162A,BU162D	4100	15BF	DIE	95.05-99.05	GWT-110A	16100-59166
	BU172,BU202,BU222	4100	15BF	DIE	95.05-99.05	GWT-110A	16100-59166
	BU212,BU222	4100	15BFT	DTB	95.05-99.05	GWT-110A	16100-59166
	FB5BCAT,FB5BEAT	4100	15B	DIE	95.05-99.05	GWT-110A	16100-59166
	FB5BEAV,FB5BGAT	4100	15B	DIE	95.05-99.05	GWT-110A	16100-59166
	FB5BGAV	4100	15B	DIE	95.05-99.05	GWT-110A	16100-59166
	BU102,BU142,BU162	4100	15BF	DIE	95.05-99.06	GWT-110A	16100-59166
	BU182,BU212	4100	15BF	DIE	95.05-99.06	GWT-110A	16100-59166
	BU142	4100	15BFP	LPG	96.05-99.05	GWT-110A	16100-59166
	BU107,BU112A,BU137	4100	15BF	DIE	96.10-99.05	GWT-110A	16100-59166
	BU147	4100	15BF	DIE	96.10-99.05	GWT-110A	16100-59166
	BU102A,BU102H	4100	15BFP	LPG	97.08-99.05	GWT-110A	16100-59166
	FB4JEAT	4100	15B	DIE	97.11-99.05	GWT-110A	16100-59166
	FB4JEAT	4100	15B	LPG	97.11-99.05	GWT-110A	16100-59166
	BU212K	4100	15BF	DIE	97.12-99.06	GWT-110A	16100-59166
	RZU100A,RZU100H	4100	15BFP	LPG	99.05-00.07	GWT-110A	16100-59166
	BU400	4100	15BFTE	DTB	99.08-02.06		16100-59295
	BU410,BU420,BU430	4100	15BFTE	DTB	99.08-04.06		16100-59295
	XZU342	4600	S05C	DIE	00.05-04.06		16100-78030
	XZU342	4600	S05C	DIE	00.05-04.06	GWH-02A	16100-E0271
	XZU302A,XZU302D	4600	S05C	DIE	99.05-04.06		16100-78030
	XZU302H,XZU307	4600	S05C	DIE	99.05-04.06		16100-78030

TOYOTA

CAR NAME	MODEL	C.C.	ENGINE	N.B	YEAR	GMB NO.	OEM NO.	
TOYO ACE	XZU312D,XZU322D	4600	S05C	DIE	99.05-04.06		16100-78030	
	XZU322,XZU337,XZU347	4600	S05C	DIE	99.05-04.06		16100-78030	
	XZU352D,XZU402	4600	S05C	DIE	99.05-04.06		16100-78030	
	XZU412	4600	S05C	DIE	99.05-04.06		16100-78030	
	XZU302A,XZU302D	4600	S05C	DIE	99.05-04.06	GWH-02A	16100-E0271	
	XZU302H,XZU307	4600	S05C	DIE	99.05-04.06	GWH-02A	16100-E0271	
	XZU312D,XZU322D	4600	S05C	DIE	99.05-04.06	GWH-02A	16100-E0271	
	XZU322,XZU337,XZU347	4600	S05C	DIE	99.05-04.06	GWH-02A	16100-E0271	
	XZU352D,XZU402	4600	S05C	DIE	99.05-04.06	GWH-02A	16100-E0271	
	XZU412	4600	S05C	DIE	99.05-04.06	GWH-02A	16100-E0271	
	XZU302	4600	S05C	DIE	99.07-04.06		16100-78030	
	XZU302	4600	S05C	DIE	99.07-04.06	GWH-02A	16100-E0271	
	XZU362A,XZU362D	4600	S05C	DIE	99.07-04.06		16100-E0680	
	XZU362,XZU372,XZU382	4600	S05C	DIE	99.07-04.06		16100-E0680	
	XZU307V	4600	S05C	DIE	99.08-04.06		16100-78030	
	XZU307V	4600	S05C	DIE	99.08-04.06	GWH-02A	16100-E0271	
	XZU413,XZU423,XZU433	4700	J05D	DIE	04.06-06.10		16100-78090	
	XZU301	4900	S05D	DIE	00.05-04.06		16100-78030	
	XZU301	4900	S05D	DIE	00.05-06.10	GWH-02A	16100-E0271	
	XZU306V,XZU336	4900	S05D	DIE	04.06-06.10	GWH-02A	16100-E0271	
	XZU311A,XZU321A	4900	S05D	DIE	99.05-02.06		16100-78030	
	XZU311A,XZU321A	4900	S05D	DIE	99.05-02.06	GWH-02A	16100-E0271	
	XZU301A,XZU301D	4900	S05D	DIE	99.05-04.06		16100-78030	
	XZU301H,XZU306	4900	S05D	DIE	99.05-04.06		16100-78030	
	XZU311D,XZU321D	4900	S05D	DIE	99.05-04.06		16100-78030	
	XZU331,XZU341,XZU346	4900	S05D	DIE	99.05-04.06		16100-78030	
	XZU351D,XZU401	4900	S05D	DIE	99.05-04.06		16100-78030	
	XZU411,XZU421	4900	S05D	DIE	99.05-04.06		16100-78030	
	XZU301A,XZU301D	4900	S05D	DIE	99.05-06.10	GWH-02A	16100-E0271	
	XZU301H,XZU306	4900	S05D	DIE	99.05-06.10	GWH-02A	16100-E0271	
	XZU311D,XZU321D	4900	S05D	DIE	99.05-06.10	GWH-02A	16100-E0271	
	XZU331,XZU341,XZU346	4900	S05D	DIE	99.05-06.10	GWH-02A	16100-E0271	
	XZU351D,XZU401	4900	S05D	DIE	99.05-06.10	GWH-02A	16100-E0271	
	XZU411,XZU421	4900	S05D	DIE	99.05-06.10	GWH-02A	16100-E0271	
	XZU371	4900	S05D	DIE	99.08-04.06		16100-E0680	
	FB4JEAT	5300	J05C	DIE	95.05-97.10	GWT-110A	16100-59166	
	FB4JCAD,FB4JEAT	5300	J05C	DIE	95.05-99.05		16100-E0420	
	FB4JGAK,FB4JGAT	5300	J05C	DIE	95.05-99.05		16100-E0420	
	XZU130A	5300	J05C	DIE	95.10-99.05		16100-89103	
	XZU140	5300	J05C	DIE	97.08-99.05		16100-89103	
	XZU400A,XZU400	5300	J05C	DIE	99.05-04.06		16100-78030	
	XZU410,XZU420,XZU430	5300	J05C	DIE	99.05-04.06		16100-78030	
	XZU400A,XZU400	5300	J05C	DIE	99.05-04.06	GWH-02A	16100-E0271	
	XZU410,XZU420,XZU430	5300	J05C	DIE	99.05-04.06	GWH-02A	16100-E0271	
	XZU320A	5300	J05C	DIE	99.06-02.06		16100-78030	
	XZU320A	5300	J05C	DIE	99.06-02.06	GWH-02A	16100-E0271	
	XZU300H,XZU330	5300	J05C	DIE	99.06-04.06		16100-78030	
	XZU340,XZU350H	5300	J05C	DIE	99.06-04.06		16100-78030	
	XZU300H,XZU330	5300	J05C	DIE	99.06-04.06	GWH-02A	16100-E0271	
	XZU340,XZU350H	5300	J05C	DIE	99.06-04.06	GWH-02A	16100-E0271	
	LY20,LY30	D2200	L			79.03-85.07	GWT-42A	16100-59127
	LY21,LY31	D2400	2L			83.08-85.07	GWT-61A	16100-59137

TOYOTA

CAR NAME	MODEL	C.C.	ENGINE	N.B	YEAR	GMB NO.	OEM NO.
TOYO ACE	JY16,JY30	D2500	2J		72.07-83.08		16100-49208
	BY30	D3000	B		80.09-83.08	GWT-109A	16100-59075
	BY31	D3000	B		83.08-84.08		16100-59096
	BY31	D3000	B		84.08-85.07	GWD-13A	16100-59145
TOYOACE			J5C		00.01-	GWT-148A	16100-E0271
TRUCK BUS	FA100,FA110,FA115	3900	F		69.03-74.03		16100-60013
	FB100,PC100	3900	F		69.03-74.03		16100-60013
	FA100,FA110,FA115	3900	F		74.04-75.01		16100-60130
	FC100	3900	F		74.04-75.01		16100-60130
	FA101	4200	2F		75.01-80.02	GWT-19A	16100-61012
	FA101	4200	2F		77.04-80.02	GWT-22A	16100-61041
	DR110,DR115,DR116	D	2D		73.10-77.04		16100-76014
	DR110,DR115,DR116	D	2D		77.04-80.02		16100-77050
	DR118	D	2D		77.04-80.02		16100-77050
	DA120,DA125	D	2D		80.02-		16100-77070
	DA100	D5900	D		69.03-74.03		16100-76014
	DR10,DR11,DR15	D6500	2D		73.10-77.03		16100-76014
	URBAN SUPPORTER	LY228K,LY270	3000	5L	DIE	01.08-04.07	GWT-79A
VANGUARD	ACA33W	2400	2AZFE	EFI	07.08-	GWT-119A	16100-28041
	ACA38W	2400	2AZFE	EFI	08.08-	GWT-119A	16100-28041
	GSA33W	3500	2GRFE	EFI	07.08-12.12		16100-39456
VELLFIRE	ANH20W,ANH25W	2400	2AZFE	EFI	08.04-15.01	GWT-119A	16100-28041
	ANH20W,ANH25W	2400	2AZFE	EFI	08.04-15.01	GWT-157A	16100-0H050
	ATH20W	2400	2AZFXE	EFI	11.10-15.01	GWT-119A	16100-28041
	AGH30W	2500	2ARFE	EFI	15.01-	GWT-154A	16100-39515
	AGH30W,AGH35W	2500	2ARFE	EFI	15.01-		16100-09600
	AYH30W	2500	2ARFXE	EFI	15.01-		16100-39575
	GGH20W,GGH25W	3500	2GRFE	EFI	08.04-15.01		16100-39456
	GGH30W,GGH35W	3500	2GRFE	EFI	15.01-		16100-39456
VEROSSA	GX110,GX115	2000	1GFGE	EFI	01.06-04.04	GWT-111A	16100-79285
	JZX110	2500	1JZFSE	D4	01.06-04.04		16102-46073
	JZX110	2500	1JZFSE	D4	01.06-04.04	GWT-118A	16110-49148
	JZX110	2500	1JZFSE	D4	01.06-04.04	GWT-118AH	16100-80009
	JZX110	2500	1JZGTE	TBO	01.06-04.04		16100-49856
	JZX110	2500	1JZGTE	TBO	01.06-04.04		16110-49135
	JZX110	2500	1JZGTE	TBO	01.06-04.04		16120-88400
VISTA	SV20	1800	1SI	CI	86.08-88.08		16100-69077
	SV20	1800	1SI	CI	86.08-88.08	GWT-53A	16110-69037
	SV22	1800	4SFI	CI	88.08-90.07	GWT-77A	16110-79026
	SV22	1800	4SFI	CI	88.08-90.07	GWT-77A*	16100-79186
	SV30	1800	4SFE	EFI	90.07-94.06	GWT-77A	16110-79026
	SV30	1800	4SFE	EFI	90.07-94.06	GWT-77A*	16100-79186
	SV40	1800	4SFE	EFI	94.06-98.06	GWT-77A	16110-79026
	SV40	1800	4SFE	EFI	94.06-98.06	GWT-77A*	16100-79186
	ZZV50	1800	1ZZFE	EFI	98.06-03.07	GWT-133A	16100-29415
	AZV50	2000	1AZFSE	D4	01.08-03.07	GWT-119A	16100-28041
	AZV55	2000	1AZFSE	D4	02.04-03.07	GWT-119A	16100-28041
	CV20	2000	2CT	DTB	86.08-90.07	GWT-94A	16100-64H04
	SV21	2000	3SFE	EFI	86.08-90.07	GWT-77A	16110-79026
	SV21	2000	3SFE	EFI	86.08-90.07	GWT-77A*	16100-79186
	SV21	2000	3SGE	EFI	86.08-90.07		16100-79096
	SV21	2000	3SGE	EFI	86.08-90.07	GWT-67A	16110-79095

TOYOTA

CAR NAME	MODEL	C.C.	ENGINE	N.B	YEAR	GMB NO.	OEM NO.
VISTA	SV25	2000	3SFE	EFI	87.10-90.07	GWT-77A	16110-79026
	SV25	2000	3SFE	EFI	87.10-90.07	GWT-77A*	16100-79186
	SV32,SV33	2000	3SGE	TWC	90.07-92.06		16100-79176
	SV32,SV33	2000	3SGE	TWC	90.07-92.06	GWT-107A	16110-79115
	CV30	2000	2CT	DTB	90.07-94.06	GWT-94A	16100-64H07
	SV32,SV33,SV35	2000	3SFE	EFI	90.07-94.06	GWT-77A	16110-79026
	SV32,SV33,SV35	2000	3SFE	EFI	90.07-94.06	GWT-77A*	16100-79186
	SV41,SV42,SV43	2000	3SFE	EFI	94.06-98.06	GWT-77A	16110-79026
	SV41,SV42,SV43	2000	3SFE	EFI	94.06-98.06	GWT-77A*	16100-79186
	SV50	2000	3SFSE	D4	98.06-01.08	GWT-77A	16110-79026
	SV50	2000	3SFSE	D4	98.06-01.08	GWT-77A*	16100-79186
	SV55	2000	3SFE	EFI	98.06-02.04	GWT-77A	16110-79026
	SV55	2000	3SFE	EFI	98.06-02.04	GWT-77A*	16100-79186
	CV40	2200	3CT	DTB	94.06-98.06		16100-69377
	CV43	2200	3CT	DTB	95.01-98.06		16100-69377
VISTA ARDEO	ZZV50G	1800	1ZZFE	EFI	98.06-03.07	GWT-133A	16100-29415
	AZV50G	2000	1AZFSE	D4	01.08-03.07	GWT-119A	16100-28041
	AZV55G	2000	1AZFSE	D4	02.04-03.07	GWT-119A	16100-28041
	SV50G	2000	3SFSE	D4	98.06-01.08	GWT-77A	16110-79026
	SV50G	2000	3SFSE	D4	98.06-01.08	GWT-77A*	16100-79186
	SV55G	2000	3SFE	EFI	98.06-03.07	GWT-77A	16110-79026
	SV55G	2000	3SFE	EFI	98.06-03.07	GWT-77A*	16100-79186
VITZ	KSP90	1000	1KR		05.01-		16100-80001
	KSP90	1000	1KRFE	EFI	05.01-10.12	GWT-142A	16100-80007
	KSP130	1000	1KRFE	EFI	10.12-		16100-80012
	KSP130	1000	1KRFE	EFI	10.12-	GWT-142A	16100-80007
	SCP10	1000	1SZFE	EFI	99.01-05.01	GWT-136A	16100-29117
	SCP13	1300	2SZFE	EFI	02.12-05.01	GWT-136A	16100-29117
	NCP95	1300	2NZ		05.01-	GWT-101A	16100-29155
	SCP90	1300	2SZ		05.01-	GWT-136A	16100-29116
	NCP95	1300	2NZFE	EFI	05.01-10.12		16100-29157
	SCP90	1300	2SZFE	EFI	05.01-10.12	GWT-136A	16100-29117
	NSP135	1300	1NRFE	EFI	10.12-		16100-80010
	NSP130	1300	1NRFE	EFI	10.12-14.04		16100-80010
	NSP130	1300	1NRFKE	EFI	14.04-		16100-80010
	NSP130	1300	1NRFKE	EFI	14.04-		16100-80013
	NCP15	1300	2NZFE	EFI	99.08-05.01		16100-29157
	NCP10	1300	2NZFE	EFI	99.09-05.01		16100-29157
	NCP13	1500	1NZFE	EFI	00.10-05.01		16100-29157
	NCP91	1500	1NZ		05.01-		16100-29205
	NCP91	1500	1NZFE	EFI	05.01-10.12		16100-29157
	NCP131	1500	1NZFE	EFI	10.12-		16100-29157
			1NRFE		10.01-12.12	GWT-149AM	16100-80004
VOLTZ	ZZE136	1800	1ZZFE	EFI	02.05-04.02	GWT-98A	16100-09170
	ZZE137	1800	2ZZGE	EFI	02.05-04.02	GWT-124A	16100-29146
	ZZE138	1800	1ZZFE	EFI	02.05-04.02	GWT-133A	16100-29415
VOXY	ZWR80G	1800	2ZRFXE	EFI	14.02-		161A0-29015
	AZR60G,AZR65G	2000	1AZFSE	D4	01.11-07.06	GWT-119A	16100-28041
	ZRR70G,ZRR70W	2000	3ZRFE	EFI	07.06-10.04	GWT-144A	16100-39466
	ZRR75G,ZRR75W	2000	3ZRFE	EFI	07.06-10.04	GWT-144A	16100-39466
	ZRR70W,ZRR75W	2000	3ZRFAE	EFI	07.06-14.01	GWT-144A	16100-39466
	ZRR70G,ZRR75G	2000	3ZRFAE	EFI	10.04-14.01	GWT-144A	16100-39466

VOLKSWAGEN

CAR NAME	YEAR	MODEL / ENGINE / REMARK	GMB NO.	OEM NO.
VOLKSWAGEN/AUDI				
(1300)GLS DERBY	73-79		GWVW-09AH	026-121-010A
(1300)PASSAT	-		GWVW-09AH	026-121-010A
(1500)GOLF	-		GWVW-09AH	026-121-010A
(1600)DIESEL GOLF	-		GWVW-09AH	026-121-010A
(1600)PASSAT	-		GWVW-09AH	026-121-010A
50	74-78			052-121-005A
80	78-81	1.3L CH -81E088001A		052-121-005A
	81-87	CH 81E088001A-	GWVW-07A	026-121-005A
	73-75	1.5L	GWVW-09A	068-121-005B
	73-81	1.6L CH -81B149000	GWVW-09A	068-121-005B
	81-87	CH 81B149000-	GWVW-07A	026-121-005A
	80-91	1.6L(D) inc.TURBO	GWVW-07A	068-121-005A
	93-91	1.8L	GWVW-07A	026-121-005A
	89-94	1.9L(D) TURBO	GWVW-07A	026-121-005A
	81-83	1.9L		035-121-005E
	83-84	2.0L(5CYL)		035-121-005E
	90-94	2.0L(4CYL) inc.16V & QUATTRO	GWVW-07A	026-121-005C
	83-85	2.2L(5CYL)		035-121-005E
	93-94	2.2L(8C,B4) S2 quattro	GWVW-21A	054-121-004N
	91-94	2.3L(8C,B4) 2.3E	GWVW-21A	054-121-004N
	93-95	2.2L Avant(8C,B4) S2	GWVW-21A	054-121-004N
91-96	2.3LAvant(8C,B4)	GWVW-21A	054-121-004N	
90	82-89	1.6L(D) TURBO	GWVW-07A	026-121-005A
	89-94	1.8L(D) TURBO	GWVW-07A	026-121-005C
	84-88	1.9L 2.1L 2.2L(5CYL) inc.QUATTRO CH -89J394742		035-121-005E
	88-94	2.0L 2.2L 2.3L(5CYL) inc.20V & QUATTRO CH 89J394743-		034-121-005D
100	76-81	1.6L CH -43B070000	GWVW-09A	068-121-005B
	81-82	1.6L CH 43B070001-	GWVW-07A	068-121-005A
	82-88	1.8L	GWVW-07A	026-121-005A
	69-76	1.9L 058 OHV	GWVW-08A	059-121-011F
	80-84	1.9L(5CYL)		035-121-005E
	76-78	2.0L(4CYL)	GWVW-04A	048-121-011
	78-89	2.0L(D)inc.TURBO AVANT	GWVW-06A	069-121-004
	90-94			046-121-004X
	84-88	2.0L(5CYL)inc.AVANT CH -44J246281		035-121-005E
	88-91	CH 44J246282-		034-121-005D
	77-84	2.1L(5CYL)inc.AVANT		035-121-005E
	77-88	2.2L(5CYL)CH -44J246281		035-121-005E
	88-94	2.2L 2.3L(5CYL)inc.20V ANANT QUATTRO CH 44J246282-		034-121-005D
	78-89	2.0L(5CYL)TURBO inc.AVANT	GWVW-06A	069-121-004
	90-94	2.4L(D)inc.TURBO AVANT		046-121-004X
	91-94	(4A,C4) 2.2L S4	GWVW-21A	054-121-004N
90-94	(4A,C4) 2.3E	GWVW-21A	054-121-004N	
91-94	Avant(4A,C4) 2.2L S4	GWVW-21A	054-121-004N	
91-94	Avant(4A,C4) 2.3E	GWVW-21A	054-121-004N	
200	76-80	2.0L(4CYL)	GWVW-04A	048-121-011
	79-87	2.1L(4CYL)		035-121-005E
	79-88	2.2L(5CYL)inc.TURBO & QUATTRO		035-121-005E
	88-91	2.3L inc. TURBO & QUATTRO		034-121-005D

VOLKSWAGEN

CAR NAME	YEAR	MODEL / ENGINE / REMARK	GMB NO.	OEM NO.
VOLKSWAGEN/AUDI				
A6	94-95	(4A,C4) 2.3 quattro	GWVW-21A	054-121-004N
	94-97	(4A,C4) 2.2 S6	GWVW-21A	054-121-004N
	94-95	Avant(4A,C4) 2.3	GWVW-21A	054-121-004N
	94-97	Avant(4A,C4) 2.2 S6	GWVW-21A	054-121-004N
BORA	98-05	(1J2) 1.9	GWVW-18A	038-121-011
	99-05	Estate (1J6) 1.9	GWVW-18A	038-121-011
	99.03-05.05	AQP,AUE,BDE 2.8L V6 4motion	GWVW-15A	021-121-004
CADDY	95-04	II Estate(9K9B) 1.4	GWVW-20A	030-121-005N
	97-00	II Estate(9K9B) 1.6	GWVW-20A	030-121-005N
	95-04	II Box(9K9A) 1.4	GWVW-20A	030-121-005N
	95-00	II Box(9K9A) 1.6	GWVW-20A	030-121-005N
	95-00	II pickup(9U7) 1.6	GWVW-20A	030-121-005N
	95-04	II Estate(9K9B) 1.9 SDI	GWVW-18A	030-121-011
	96-04	II Estate(9K9B) 1.9 TDI	GWVW-18A	030-121-011
	95-04	II Box(9K9A) 1.9 SDI	GWVW-18A	030-121-011
	05-10	III Estate 1.9TDI	GWVW-22A	045-121-011B
	07-10	III Estate 2.0TDI	GWVW-22A	045-121-011B
	05-10	IIIBox 1.9 TDI	GWVW-22A	045-121-011B
07-10	IIIBox 2.0 TDI	GWVW-22A	045-121-011B	
CABRIOLET	91-94	(8G7,B4) 2.3E	GWVW-22A	045-121-011B
CORRADO	91.08-95.12	ABV 2.9L VR6	GWVW-15A	021-121-004A
COUPE	80-88	1.6L 1.8L(4CYL)	GWVW-07A	068-121-005A
	80-88	1.9L 2.0L 2.2L(5CYL)inc.QUATTRO		035-121-005E
	90-94	2.0L(5CYL)		034-121-005D
	77-84	2.1L(5CYL)		035-121-005E
	88-94	2.3L(5CYL)inc.QUATTRO		034-121-005D
	90-92	(89,8B) S2	GWVW-21A	054-121-004
88-96	(89,8B) 2.3	GWVW-21A	054-121-004	
EOS	06.03-	BWA,CAWB,CCZA 2.0L TFSI	GWVW-17A	06A-121-011
FOX	05-	(5Z1,5Z3) 1.4	GWVW-20A	030-121-005N
GOLF	91-97	III (1H1) 1.4 Hatchback	GWVW-20A	030-121-005N
	92-97	III (1H1) 1.4 Hatchback	GWVW-20A	030-121-005N
	93-99	III Variant(1h5)1.4	GWVW-20A	030-121-005N
	92.01-97.08	III AAA 2.8L VR6	GWVW-15A	021-121-004AX
	97-05	IV(1J1) 1.9 Hatchback	GWVW-18A	038-121-011
	99-06	IV(1J5) 1.9 Variant	GWVW-18A	038-121-011
	98-02	IV Cabriolet(1E7) 1.9	GWVW-18A	038-121-011
	99.03-05.06	IVAQP,AUE,BDE 2.8L V6 4motion	GWVW-15A	021-121-004V
	07-	V Variant(1K5) 1.9	GWVW-22A	045-121-011B
	04.10-	V AXX,BWA,CAWB 2.0L GTI	GWVW-17A	06F-121-011
07.06-	V BWA,CAWB 2.0L	GWVW-17A	06A-121-011R	
JETTA III	05.10-10.10	BPY,BWA,CAWB,CBFA,CCTA,CCZA 2.0L TFSI	GWVW-17A	06F-121-011R
LT 28-35	79-96	I Box(281-363) 2.4	GWVW-19A	074-121-004
	96-06	II Bus(2DB,2DE,2DK) 2.5 SDI	GWVW-19A	074-121-004
LUPO	99-05	(6X1,6E1) 1.2	GWVW-22A	045-121-011B
	99-05	(6X1,6E1) 1.4	GWVW-22A	045-121-011B
MULTIVAN	06-09	(7HM,7HN,7HF,7EF,7EM,7EN) 1.9	GWVW-22A	045-121-011B
NEW BEETLE	98-04	(9C1,1C1) 1.9	GWVW-18A	038-121-011

VOLKSWAGEN

CAR NAME	YEAR	MODEL / ENGINE / REMARK	GMB NO.	OEM NO.
VOLKSWAGEN/AUDI				
NEW SANTANA PASSAT,RABBIT SCIROCOCO	81-		GWVW-07AH	026-121-010C
PASSAT	91.06-96.08	AAA 2.8L VR6	GWVW-15A	021-121-004X
	96.08-00.11	ACK,APR 2.8L V6	GWVW-16A	078-121-004HV/HX
	97-00	1.8L	GWVW-16A	078-121-004H
	00.11-05.05	AMX,ATQ 2.8L 4motion	GWVW-16A	078-121-004J/JV
	00-05	2.5TDI 4motion	GWVW-16A	078-121-004JX
	03-05	2.5TDI	GWVW-16A	078-121-004Q/QX
	05.07-	AXX,BPY,BWA,CAWB,CBFA,CCTA,CCZA 2.0L FSI	GWVW-17A	06A-121-011
POLO	94-96	(6N1) 45 1.0	GWVW-20A	030-121-005N
	94-95	(6N1) 55 1.3	GWVW-20A	030-121-005N
	95-99	(6N1) 55/60 1.4	GWVW-20A	030-121-005N
	94-99	(6N1) 75 1.6	GWVW-20A	030-121-005N
	98-99	Box(6N1) 1.4	GWVW-20A	030-121-005N
	95-01	CLASSIC(6KV2) 1.4	GWVW-20A	030-121-005N
	95-01	CLASSIC(6KV2) 1.6	GWVW-20A	030-121-005N
	97-01	VARIANT(6KV5) 1.4	GWVW-20A	030-121-005N
	97-01	VARIANT(6KV5) 1.6	GWVW-20A	030-121-005N
	99-01	(6N2) 1.4	GWVW-20A	030-121-005N
	02-	Saloon(9A4) 1.6	GWVW-20A	030-121-005N
	99-01	(6N2) 1.4 TDI	GWVW-22A	045-121-011B
	01-05	(9N_) 1.4 TDI	GWVW-22A	045-121-011B
	01-09	(9N_) 1.9 TDI	GWVW-22A	045-121-011B
	03-	Saloon(9A4) 1.4 TDI	GWVW-22A	045-121-011B
99-02	CLASSIC(6KV2) 68 1.9 SDI	GWVW-18A	038-121-011	
99-01	VARIANT(6KV5) 1.9 SDI	GWVW-18A	038-121-011	
QUATTRO	80-88	2.1L TURBO		035-121-005E
	88-91	2.2L(5CYL)TURBO		034-121-005D
SHARAN	05-10	(7M8,7M9,7M6) 1.9 TDI	GWVW-22A	045-121-011B
	05-10	(7M8,7M9,7M6) 2.0 TDI	GWVW-22A	045-121-011B
	95.09-00.04	AAA,AMY 2.8L VR6	GWVW-15A	021-121-004
TANSPORTER	06-09	V Bus (7HB,7HJ,7EB,7EJ,7EF) 1.9TDI	GWVW-22A	045-121-011B
	06-09	V Box (7HA,7HH,7EA,7EH) 1.9TDI	GWVW-22A	045-121-011B
	06-09	V Platform/Chassis (7DJ,7JE,7JL,7JY) 1.9TDI	GWVW-22A	045-121-011B
	90-03	IVBus(70XB,70XC,7DB,7DW) 2.5	GWVW-19A	074-121-004
	92-03	IVBus(70XB,70XC,7DB,7DW) 2.4D	GWVW-19A	074-121-004
	95-03	IVBus(70XB,70XC,7DB,7DW) 2.5TDI	GWVW-19A	074-121-004
	90-03	IVBox(70XA) 2.5	GWVW-19A	074-121-004
	90-03	IVBox(70XA) 2.4D	GWVW-19A	074-121-004
	95-03	IVBox(70XA) 2.5TDI	GWVW-19A	074-121-004
	90-03	IVPlatform/Chassis(70XD) 2.5	GWVW-19A	074-121-004
	90-03	IVPlatform/Chassis(70XD) 2.4D	GWVW-19A	074-121-004
	95-03	IVPlatform/Chassis(70XD) 2.5 TDI	GWVW-19A	074-121-004
95.11-00.04	IVAES 2.8L VR6	GWVW-15A	021-121-019A	
VENTO	91-98	(1H2) 1.4	GWVW-20A	030-121-005N
	92.01-98.09	AAA 2.8L VR6	GWVW-15A	021-121-019B

VOLVO

CAR NAME	YEAR	MODEL / ENGINE / REMARK	GMB NO.	OEM NO.
VOLVO				
66	75-78	1.1		260787
110	61-68	1.8	GWVO-01A	418327
120	61-68	1.8 B18 ENG	GWVO-01A	418327
130	67-70	1.8 2.0 B18/B20 ENG	GWVO-01A	418327
142	66-75	1.8 2.0 B18A/B/D B20A/D/E ENG	GWVO-01A	418327
	70-75	2.0 B20B ENG CH 178960-	GWVO-01A	418327
144	66-75	1.8 2.0 B18A/B/D B20A/D/E ENG	GWVO-01A	418327
	70-75	2.0 B20 ENG CH 194140-	GWVO-01A	418327
145	66-75	1.8 2.0 B18A/B/D B20A/D/E ENG	GWVO-01A	418327
	70-75	2.0 B20 ENG CH 61600-	GWVO-01A	418327
220	61-68	1.8 B18 ENG	GWVO-01A	418327
240	74-85	1.8 B17 ENG	GWVO-03A	463425
	74-85	2.0 EXC TURBO B19A/E ENG	GWVO-03A	463425
	85-94	2.0 B19 ENG	GWVO-04A	271275-0
	82-85	2.0 B19ET ENG	GWVO-06A	1257185-7
	78-80	2.0(D) D20 ENG	GWVO-06A	1257185-7
	74-85	2.1 EXC TURBO B21A/E/F ENG	GWVO-03A	463425
	81-85	2.1 TURBO B21ET ENG	GWVO-06A	1257185-7
	79-85	2.3 B23A/E/F ENG	GWVO-03A	463425
	85-94	2.3 B23E/F ENG	GWVO-04A	270681-0
79-90	2.4 D24 ENG	GWVO-06A	1257185-7	
260	80-85	2.8 V6		1218158-2
340	76-82	1.4 B14 ENG CH -609999		3267439
	82-91	1.4 B14 ENG CH 910000-		3287335
	85-91	1.7 B17 ENG		3343093-5
360	82-83	2.0 B19A ENG CH -810500	GWVO-03A	463425-9
	83-84	2.0 B19E ENG CH 810501-		3283043-2
	84-91	2.0 B20 ENG		1336029-2
440	89-94	1.6 1.7 1.8 TURBO B16/17/18 ENG		3343093-5
	-		GWR-12A	3344827-5
460	91-94	1.7 1.8 TURBO B17/18 ENG		3343093-5
	-		GWR-12A	3344827-5
480	86-94	1.7 inc.TURBO		3343093-5
	-		GWR-12A	3344827-5
740	83-85	2.0 B21 ENG	GWVO-03A	270681-1
	83-84	2.3 B23 ENG	GWVO-03A	270681-1
	83-90	2.4(D) D24 ENG inc.TURBO	GWVO-06A	1257185-7
760	83-85	2.3 TURBO B23ET ENG	GWVO-03A	275619
	85-90	2.3 B23ET ENG	GWVO-04A	271275-0
	83-90	2.4(D) D24 ENG inc.TURBO	GWVO-06A	1257185-7
	83-90	2.8 B28E(V6) ENG	GWVO-05A	1269299-2
780	86-91	2.4(D) TURBO D24 ENG	GWVO-06A	1257185-7
	86-90	2.8 2.9L B28/280/290(V) 6 ENG	GWVO-05A	1269299-2

VOLVO

CAR NAME	YEAR	MODEL / ENGINE / REMARK	GMB NO.	OEM NO.
VOLVO				
850	91-	2.0 2.3 2.5	GWVO-07A	271647-0
940	90-94	2.0 inc.TURBO B200 ENG	GWVO-04A	271275-0
	90-94	2.3 inc.TURBO B230ET ENG	GWVO-04A	271275-0
	90-94	2.4(D) TURBO D24 ENG	GWVO-06A	1257185-7
960	94-	2.5	GWVO-07A	271647-0
	90-	3.0	GWVO-07A	271647-0

OTHERS (CITROEN BX)

CAR NAME	YEAR	MODEL / ENGINE / REMARK	GMB NO.	OEM NO.
CITROEN BX	82-86	1.1L	GWP-08AP	7901120258
	82-86	1.4L	GWP-08AP	7901120258
LNA	79-86	1.1L	GWP-08AP	7901120258
VISA	78-87	1.1L,1.2L	GWP-08AP	7901120258
	82-86	1.4L	GWP-08AP	7901120258
C15	85-87	1.1L,1.4L	GWP-08AP	7901120258

DESOTO(USA)

CAR NAME	YEAR	MODEL / ENGINE / REMARK	GMB NO.	OEM NO.
ALL MODELS	58-61	ALL MODELS	GWCR-20A	3683834

OVERSEAS MODEL
CROSS REFERENCE
COMPETITIVE REFERENCE
WEIGHT & PACKING LIST
INDIVIDUAL BOX SIZES
MEASUREMENT OF EXPORT PACKING

OVERSEAS MODEL

DAIHATSU	
Japanese car's name	Overseas car's name
ZEBRA	PERODUA RUSA
TERIOS	PERODUA KEMBARA
BEGO	TERIOS
BEGO	PERODUA NAUTICA
BOON	PERODUA MYVI
BOON LUMINAS	PERODUA ALZA
MIRA	PERODUA KANCIL
MIRA	PERODUA CERIA
MIRA	PERODUA KELISA
MIRA	PERODUA VIVA
MOVE	PERODUA KENARI

HONDA	
Japanese car's name	Overseas car's name
CIVIC	BALLADE
CIVIC FERIO	CITY
FIT	JAZZ
FIT ARIA	CITY
LEGEND	ACURA/RL

ISUZU	
Japanese car's name	Overseas car's name
WIZARD	HONDA PASSPORT MU
GEMINI	STYLUS
PIAZZA	IMPULSE
BIG HORN	RODEO BIG HORN
BIG HORN	TROOPER
BIG HORN	HOLDEN JACKAROO
BIG HORN	CHEVROLET TROOPER
BIG HORN	HOLDEN MONTEREY
FASTER	HOLDEN RODEO

NISSAN	
Japanese car's name	Overseas car's name
SUNNY	SENTRA
SUNNY (B13)	TSURU
SAFARI	PATROL
SILVIA (S15)	200SX
CEFIRO	MAXIMA
CEFIRO (A33)	MAXIMA
TEANA	CEFIRO
TIDA	LATIO
TINO	ALMERA
DUALIS	QASHQAI
TERRANO	PATHFINDER
FAIRLADY Z	350Z
BLUEBIRD (U13)	ALTIMA
BLUEBIRD SYLPHY	SUNNY NEO
BLUEBIRD SYLPHY	SYLPHY
BLUEBIRD SYLPHY	SENTRA
MARCH	MICRA

SUBARU	
Japanese car's name	Overseas car's name
LEGACY	LIBERTY

SUZUKI	
Japanese car's name	Overseas car's name
MR WAGON	ZEN ESTILO
MR WAGON	KARIMUN ESTILO
ESCUDO	SIDEKICK
ESCUDO	VITARA
ESCUDO	GRAND VITARA
EVERY	DAMAS
CULTUS	SWIFT
JIMMNY	CARIBIAN
JIMMNY	JIMMNY SIERRA
SPLASH	OPEL AGILA
CERVO MODE	ZEN

MAZDA	
Japanese car's name	Overseas car's name
AXELA	MAZDA3
AXELA	MAZDA6
AZ-3	EUNOS30X
CAPELLA	MAZDA626
CRONOS	MAZDA626
SENTIA	MAZDA929
DEMIO	MAZDA2
TRIBUTE	ESCAPE
FAMILIA	MAZDA323
FAMILIA	PROTÉGÉ
FAMILIA	MAZDA323
FAMILIA	LASER
FAMILIA ASTINA	MAZDA323F
FESTIVA	MAZDA121
PREMASY	MAZDA5
BONGO BRAWNY	KIA BESTA
EUNOS500	MAZDA XEDOS6
EUNOS500	MAZDA XEDOS9
LANTIS	MAZDA323 ASTINA
LUCE	MAZDA929

MITSUBISHI	
Japanese car's name	Overseas car's name
RVR	SPACE RUNNER
AIRTREK	OUTLANDER
GALANT FORTIS	LANCER
CHARIOT GRANDIS	SAVRIN
CHALLENGER	MONTERO
PAJERO	MONTERO
PAJERO IO	MONTERO IO
PROUDIA	CENTENNIAL
MIRAGE	COLT

TOYOTA	
Japanese car's name	Overseas car's name
ARISTO	LEXUS GS
ALTEZZA	LEXUS IS
IPSAM	PICNIC
IPSAM	AVENSIS
VITZ	YARIS
WINDOM	LEXUS ES
ESTIM	BREVIS
ESTIM	TARAGO
CAMRY	HOLDEN APOLLO
COROLLA	HOLDEN NOVA
COROLLA	CHEVROLET PRIZM
COROLLA FX	TAZZ
COROLLA FX	CARRI
KLUGER	HIGHLANDER
CELSIOR	LEXUS LS
SOARER	LEXUS SC
TARCEL	SOLUNA
HILUX	HILUX HERO
HILUX SURF	4RUNNER
FUNCARGO	YARIS VERSO
PLATZ	ECHO
BELTA	VIOS
MARK II	CRESSIDA
LAND CRUISER PRADO	LEXUS GX
LAND CRUISER	LEXUS LX
HIACE	QUANTUM

CROSS REFERENCE

OEM ⇒ GMB		OEM ⇒ GMB		OEM ⇒ GMB		OEM ⇒ GMB	
AMERICAN MOTORS & JEEP		BEDFORD		BMW		BMW	
3227694	GWAM-04A	7182777	GWBF-03A	0393338	GWBM-11A	1151-1722-536	GWBM-09A
3234427	GWAM-04A	9943171	GWBF-02A	1715292	GWBM-10A	1151-1727-468	GWBM-11A
4626054	GWAM-09A	9962669	GWBF-03A	1721337	GWBM-10A	1151-1730-414	GWBM-09A
4626215	GWAM-08A			1721872	GWBM-11A	1151-1734-595	GWBM-11A
4637500	GWAM-06A			1727468	GWBM-11A	1151-1734-602	GWBM-11A
4797143	GWAM-06A			1734595	GWBM-11A	1151-1740-241	GWBM-09A
8122306	GWAM-04A			1734602	GWBM-11A	1151-1744-241	GWBM-09A
8125131	GWAM-04A			9070763	GWBM-10A	1151-1744-243	GWBM-09A
8125501	GWAM-01A			11 51 9 070 763	GWBM-10A	1151-17503-884	GWBM-09A
8126772	GWAM-01A			11 51 0 393 338	GWBM-11A	1151-17504-040	GWBM-09A
8129459	GWAM-01A			11 51 9 070 763	GWBM-10A	1151-17527-799	GWBM-09A
8130749	GWAM-03A			1151-0393-338	GWBM-11A	1151-17527-910	GWBM-09A
8133033	GWAM-03A			1151-0686-001	GWBM-07A	1151-17546-994	GWBM-09A
8133034	GWAM-05A			1151-0686-901	GWBM-07A	1151-19056-401	GWBM-07A
8134320	GWAM-03A			1151-0786-800	GWBM-05A	1151-19058-996	GWBM-04A
8134321	GWAM-05A			1151-1251-230	GWBM-05A	1151-19070-761	GWBM-06A
53010417	GWAM-10A			1151-1253-143	GWBM-05A	1151-19070-762	GWBM-10A
83502938	GWAM-06A			1151-1256-600	GWBM-07A	1151-19070-763	GWBM-10A
83502957	GWAM-07A			1151-1258-147	GWBM-01A		
83503407	GWAM-08A			1151-1258-701	GWBM-01A		
4626054AE	GWAM-09A			1151-1258-932	GWBM-01A		
4626215AD	GWAM-08A			1151-1258-933	GWBM-01A		
4626215AE	GWAM-08A			1151-1259-660	GWBM-01A		
5012366AA	GWAM-10A			1151-1263-934	GWBM-05A		
5012366AB	GWAM-10A			1151-1266-096	GWBM-05A		
5012366AC	GWAM-10A			1151-1267-187	GWBM-03A		
5012366AD	GWAM-10A			1151-1267-583	GWBM-03A		
J3227694	GWAM-04A			1151-1271-435	GWBM-04A		
J3234427	GWAM-04A			1151-1271-436	GWBM-06A		
J8122306	GWAM-04A			1151-1272-613	GWBM-06A		
J8125131	GWAM-04A			1151-1272-616	GWBM-04A		
J8125501	GWAM-01A			1151-1274-583	GWBM-02A		
J8126772	GWAM-01A			1151-1274-584	GWBM-02A		
J8129459	GWAM-01A			1151-1284-694	GWBM-06A		
J8130749	GWAM-03A			1151-1286-355	GWBM-02A		
J8133033	GWAM-03A			1151-1286-358	GWBM-02A		
J8133034	GWAM-05A			1151-1286-417	GWBM-06A		
J8134320	GWAM-03A			1151-1433-712	GWBM-09A		
J8134321	GWAM-05A			1151-1433-828	GWBM-09A		
JR555050	GWAM-04A			1151-1437-648	GWBM-09A		
JR775046	GWAM-07A			1151-1705-236	GWBM-05A		
JR775047	GWAM-06A			1151-1705-273	GWBM-05A		
JR775050	GWAM-04A			1151-1706-564	GWBM-04A		
JR775122	GWAM-08A			1151-1706-588	GWBM-04A		
				1151-1706-624	GWBM-04A		
				1151-1707-190	GWBM-06A		
				1151-1707-191	GWBM-06A		
				1151-1707-192	GWBM-06A		
				1151-1707-193	GWBM-06A		
				1151-1707-414	GWBM-05A		
				1151-1707-415	GWBM-05A		
				1151-1711-484	GWBM-09A		
				1151-1711-492	GWBM-04A		
				1151-1715-292	GWBM-10A		
				1151-1719-836	GWBM-08A		
				1151-1720-609	GWBM-08A		
				1151-1720-883	GWBM-06A		
				1151-1720-892	GWBM-06A		
				1151-1720-893	GWBM-06A		
				1151-1721-337	GWBM-10A		
				1151-1721-477	GWBM-02A		
				1151-1721-872	GWBM-11A		

CROSS REFERENCE

OEM ⇒ GMB		OEM ⇒ GMB		OEM ⇒ GMB		OEM ⇒ GMB	
BRITISH LEYLAND		CHRYSLER		CHRYSLER		DAE WOO	
530477	GWBL-03A	1818610	GWCR-20A	75221513	GWCR-01A	12395558	GWDW-46A
38402022	GWBL-01A	1879526	GWCR-20A	75221515	GWCR-17A	12397649	GWDW-46A
38402023	GWBL-01A	1918076	GWCR-01A	04663296AB	GWCR-34A	24409355	GWDW-18A
38402024	GWBL-01A	2196035	GWCR-06A	0500385AA	GWCR-32A	90144227	GWDW-13A
12A1332	GWBL-01A	2196910	GWCR-06A	2930-983-4192	GWCR-06A	90220568	GWDW-10A
12A1690	GWBL-01A	2448326	GWCR-20A	2930-V99-0021	GWCR-06A	90234200	GWDW-46A
12G120	GWBL-01A	2448327	GWCR-20A	4649307AC	GWCR-39A	90281612	GWDW-12A
12G1284	GWBL-01A	2808464	GWCR-20A	4663731AB	GWCR-40A	90284802	GWDW-11A
12G1771	GWBL-01A	2808466	GWCR-20A	4663732AB	GWCR-40A	90322506	GWDW-96A
2A774	GWBL-01A	2808468	GWCR-20A	4663732AC	GWCR-40A	90325660	GWDW-13A
2A775	GWBL-01A	2808679	GWCR-06A	4663732AD	GWCR-40A	90325661	GWDW-46A
FWP492	GWBL-18A	2808680	GWCR-20A	4666044BB	GWCR-44A	90351284	GWDW-88A
GWP101	GWBL-01A	2808681	GWCR-20A	4694307AB	GWCR-39A	90373189	GWDW-16A
GWP102	GWBL-01A	3283803	GWCR-38A	4694307AE	GWCR-39A	90442207	GWDW-12A
GWP117	GWBL-05A	3420037	GWCR-07A	4792 838AA	GWCR-42A	90444359	GWDW-18A
GWP123	GWBL-05A	3420038	GWCR-07A	4792 838AB	GWCR-42A	90466343	GWDW-18A
GWP129	GWBL-10A	3420050	GWCR-06A	4792195AB	GWCR-35A	91172178	GWDW-16A
GWP130	GWBL-05A	3425318	GWCR-03A	4792968AD	GWCR-43A	91173496	GWDW-16A
GWP132	GWBL-01A	3683834	GWCR-20A	4892225AA	GWCR-40A	92064250	GWDW-18A
GWP138	GWBL-11A	3780108	GWCR-07A	5010898AA	GWCR-27A	92065969	GWDW-18A
GWP147	GWBL-10A	3780109	GWCR-07A	5302 2095AD	GWCR-42A	93221331	GWDW-11A
GWP151	GWBL-14A	3780127	GWCR-20A	5302 2095AF	GWCR-42A	93231147	GWDW-11A
GWP154	GWBL-11A	3780128	GWCR-20A	53020873AB	GWCR-41A	94013802	GWDW-87A
GWP171	GWBL-14A	3780196	GWCR-20A	53020873AC	GWCR-41A	94022627	GWDW-40A
GWP306	GWBL-03A	3802004	GWCR-38A	53021018AB	GWCR-36A	94232082	GWDW-40A
GWP312	GWBL-03A	3802358	GWCR-38A	53021018AC	GWCR-36A	96059659	GWDW-16A
GWP333	GWBL-18A	3802970	GWCR-38A	53021018AD	GWCR-36A	96088484	GWDW-07F
GWP415	GWBL-12A	3837640	GWCR-07A	53021187AA	GWCR-41A	96182871	GWDW-92A
GWP423	GWBL-13A	3837641	GWCR-07A	53022058AA	GWCR-41A	96230587	GWDW-91A
JLM206	GWBL-13A	4106034	GWCR-06A	53022189AA	GWCR-41A	96350799	GWDW-90A
JLM398	GWBL-12A	4131243	GWCR-06A	53022189AB	GWCR-41A	96351284	GWDW-87A
JLM9696	GWBL-12A	4153239	GWCR-03A	53022189AC	GWCR-41A	96351969	GWDW-13A
JLM9699	GWBL-13A	4293898	GWCR-05A	68045797AA	GWCR-41A	96351971	GWDW-87A
PEB102240L	GWBL-20A	4323148	GWCR-05A	EX196910	GWCR-02A	96352648	GWDW-90A
PEB102510L	GWBL-19A	4387457	GWCR-26A	F3HZ-8501ARM	GWCR-38A	96352649	GWDW-87A
PET100760L	GWBL-20A	4429404	GWCR-38A	MO4667660	GWCR-30A	96352650	GWDW-92A
QCP2743	GWBL-18A	4448878	GWCR-27A	R5003665AA	GWCR-38A	96353151	GWDW-18A
		4483453	GWCR-28A	RCWP7161	GWCR-40A	96518977	GWDW-38A
		4556541	GWCR-31A			96563958	GWDW-38A
		4621172	GWCR-28A			96872702	GWDW-92A
		4621489	GWCR-33A			96872704	GWDW-90A
		4636258	GWCR-26A			96930074	GWDW-92A
		4654393	GWCR-29A			17400-60D01	GWDW-38A
		4663296	GWCR-32A			17400-70D00	GWDW-39A
		4663732	GWCR-40A			17400-70D10	GWDW-40A
		4663736	GWCR-40A			17400A60D01	GWDW-38A
		4667660	GWCR-30A			17400A-70D04	GWDW-39A
		4694307	GWCR-39A			65.0665060 10	GWDW-02F
		4723690	GWCR-38A			65.06650-6014	GWDW-05F
		4728533	GWCR-07A			6506500-6092	GWDW-03A
		4792195	GWCR-35A			90325661B	GWDW-89A
		4882837	GWCR-31A				
		5003085	GWCR-32A				
		5203432	GWCR-05A				
		5281175	GWCR-29A				
		5663296	GWCR-32A				
		53008354	GWCR-37A				
		53020280	GWCR-36A				
		53020865	GWCR-41A				
		53021018	GWCR-36A				
		71244450	GWCR-17A				
		71250918	GWCR-17A				

CROSS REFERENCE

OEM ⇒ GMB		OEM ⇒ GMB		OEM ⇒ GMB		OEM ⇒ GMB	
DAIHATSU		DAIHATSU		DAIHATSU		FIAT	
16100-28030-000	GWD-24A	16100-87582-000	GWD-30A	16100-B9451	GWD-55A	4129810	GWFI-04A
16100-37382-000	GWD-28A	16100-87583-000	GWD-31A	16100-B9452	GWD-55A	4194951	GWFI-01A*
16100-59016-000	GWD-13A	16100-87586-000	GWD-30A	16100-B9453	GWD-56A	4197598	GWFI-06A
16100-59017-000	GWD-13A	16100-87587-000	GWD-31A	16100-B9454	GWD-56A	4243593	GWFI-01A*
16100-59145	GWD-13A	16100-87590-000	GWD-37A	16100-B9455	GWD-56A	4269431	GWFI-09A
16100-59145-000	GWD-13A	16100-87591-000	GWD-38A	16100-B9460	GWD-56A	4297101	GWFI-01A
16100-87108-000	GWD-32A	16100-87592-000	GWD-39A	16100-B9461	GWD-56A	4314160	GWFI-03A
16100-87109-000	GWD-35A	16100-87701-000	GWD-15A	16100-B9462	GWD-56A	4314162	GWFI-03A
16100-87182-000	GWD-32A	16100-87702-000	GWD-16A*	16100-B9463	GWD-56A	4320086	GWFI-05A
16100-87183-000	GWD-35A	16100-87705-000	GWD-15A	16100-B9464	GWD-56A	4329406	GWFI-01A*
16100-87184-000	GWD-32A	16100-87706-000	GWD-15A	16102-87201-000	GWD-42A	4331825	GWFI-03A
16100-87185-000	GWD-35A	16100-87707-000	GWD-26A	16102-87202-000	GWD-41A	4332090	GWFI-05A
16100-87228-000	GWD-40AH	16100-87726-000	GWD-17A	16102-87204-000	GWD-42A	4332336	GWFI-05A
16100-87230-000	GWD-41AH	16100-87730-000	GWD-27A	16102-87205-000	GWD-41A	4336188	GWFI-05A
16100-87231-000	GWD-49AH	16100-87731-000	GWD-34A	16102-87207-000	GWD-42A	4384128	GWFI-01A*
16100-87244-000	GWD-36A	16100-87780-000	GWD-16A*	16102-87208	GWD-41A	4408201	GWFI-01A*
16100-87245-000	GWD-40AH	16100-87781-000	GWD-16A*	16102-87208-000	GWD-41A	5882684	GWFI-04A
16100-87246-000	GWD-41AH	16100-87782-000	GWD-25A*	16102-87780-000	GWD-16A*	5882687	GWFI-09A
16100-87247-000	GWD-44A	16100-87784-000	GWD-25A*	16102-97201-000	GWD-43A	5882689	GWFI-03A
16100-87248-000	GWD-36A	16100-87786-000	GWD-27A	16102-97203	GWD-53A	5882690	GWFI-05A
16100-87249-000	GWD-40A*	16100-87787-000	GWD-17A	16102-97203-000	GWD-53A	5882695	GWFI-01A*
16100-87249-000	GWD-40AH	16100-87788-000	GWD-26A	16102-97204	GWD-54A	5883960	GWFI-01A
16100-87250-000	GWD-44A	16100-87789-000	GWD-25A*	16102-97204-000	GWD-54A	5893336	GWFI-01A
16100-87251-000	GWD-41A*	16100-87790-000	GWD-34A	16102-97205	GWD-43A	5893339	GWFI-01A
16100-87251-000	GWD-41AH	16100-87791-000	GWD-15A	16102-97206-000	GWD-52A	5894129	GWFI-01A
16100-87252-000	GWD-29A	16100-87795-000	GWD-27A	16102-97207-000	GWD-51A	5894255	GWFI-01A
16100-87280-000	GWD-29A	16100-87796-000	GWD-17A	16102-B0010	GWD-51A	5936404	GWFI-01A*
16100-87281-000	GWD-29A	16100-87797-000	GWD-34A	16102-B2010	GWD-52A	5955242	GWFI-09A
16100-87283-000	GWD-36A	16100-97205-000	GWD-50AH	16111-87780-000	GWD-25A	5973713	GWFI-13A
16100-87286-000	GWD-29A	16100-97206-000	GWD-45A			5983960	GWFI-01A*
16100-87287-000	GWD-36A	16100-97207-000	GWD-48A			5993339	GWFI-01A
16100-87288-000	GWD-44A	16100-97212-000	GWD-45A			7580756	GWFI-01A*
16100-87303-000	GWD-11A	16100-97213-000	GWD-42AH			7617168	GWFI-15A
16100-87304-000	GWD-14A	16100-97214-000	GWD-43AH			7635148	GWFI-15A
16100-87305-000	GWD-14A	16100-97221-000	GWD-47A			7640163	GWFI-13A
16100-87307-000	GWD-14A	16100-97228-000	GWD-53AH			7651586	GWFI-15A
16100-87308-000	GWD-14A	16100-97231-000	GWD-42AH			7691046	GWFI-15A
16100-87309-000	GWD-14A	16100-97232-000	GWD-43AH			7691047	GWFI-15A
16100-87380-000	GWD-14A	16100-97240-000	GWD-47A			7691820	GWFI-13A
16100-87381-000	GWD-28A	16100-97241-000	GWD-48A			7715242	GWFI-13A
16100-87382-000	GWD-28A	16100-97242-000	GWD-52AH			7719919	GWFI-01A
16100-87383-000	GWD-28A	16100-97243-000	GWD-51AH			7723345	GWFI-15A
16100-87387-000	GWD-28A	16100-97502-000	GWD-47A			7770038	GWFI-15A
16100-87390-000	GWD-46A	16100-B9050	GWD-52AH			7784978	GWFI-01A
16100-87391-000	GWD-33A	16100-B9090	GWD-46A			7784979	GWFI-15A
16100-87394-000	GWD-33A	16100-B9100	GWD-48A			46423351	GWFI-14A
16100-87395-000	GWD-46A	16100-B9110	GWD-53AH			46523351	GWFI-13A
16100-87501-000	GWD-12A	16100-B9120	GWD-52AH			46531183	GWFI-14A
16100-87502-000	GWD-12A	16100-B9130	GWD-51AH			0055184080	GWFI-14A
16100-87503-000	GWD-12A	16100-B9140	GWD-45A			71713727	GWFI-14A
16100-87504-000	GWD-12A	16100-B9150	GWD-57A			0071719697	GWFI-15A
16100-87505-000	GWD-39A	16100-B9170	GWD-32A			2101-1307010	GWFI-06A
16100-87506-000	GWD-49AH	16100-B9180	GWD-42AH				
16100-87507-000	GWD-39A	16100-B9181	GWD-42AH				
16100-87508-000	GWD-40A*	16100-B9190	GWD-47A				
16100-87508-000	GWD-49AH	16100-B9200	GWD-43AH				
16100-87509-000	GWD-37A	16100-B9201	GWD-43AH				
16100-87510-000	GWD-38A	16100-B9210	GWD-36A				
16100-87511-000	GWD-30A	16100-B9250	GWD-35A				
16100-87512-000	GWD-31A	16100-B9330	GWD-45A				
16100-87580-000	GWD-30A	16100-B9350	GWD-56A				
16100-87581-000	GWD-31A	16100-B9450	GWD-55A				

CROSS REFERENCE

OEM ⇒ GMB		OEM ⇒ GMB		OEM ⇒ GMB		OEM ⇒ GMB	
FORD		FORD		FORD		FORD	
1007456	GWF-90A	1518123	GWF-87A	5028472	GWF-109A	77BF8501AB	GWF-10A
1020988	GWF-89A	1527289	GWF-14A	6007276	GWF-08A	77IF8505AA	GWF-10A
1023645	GWF-89A	1528548	GWF-03A	6031236	GWF-09A	791F-8501AA	GWF-17A
1053055	GWF-65A	1566241	GWF-90A	6039328	GWF-10A	7L3Z8501A	GWF-116A
1058743	GWF-100A	1711733	GWF-02A	6041801	GWF-01A	7S7G-8591-A2A	GWF-119A
1090432	GWF-89A	4436393	GWF-107AH	6043065	GWF-14A	813X8591GA	GWF-47A
1094596	GWF-100A	5004972	GWF-03A	6049790	GWF-14A	815F8505AD	GWF-50A
1096556	GWF-107A	5004978	GWF-03A	6050034	GWF-10A	86TF8505BD	GWF-58A
1124359	GWF-14A	5004980	GWF-47A	6050907	GWF-10A	870X8591A1B	GWF-40A
1124360	GWF-47A	5004981	GWF-08A	6052804	GWF-03A	870X8591A2B	GWF-40A
1126030	GWF-03A	5004988	GWF-09A	6065711	GWF-18A	870X8591AA	GWF-40A
1126031	GWF-03A	5004995	GWF-18A	6065712	GWF-18A	88AX8591A1B	GWF-17A
1126032	GWF-18A	5004997	GWF-18A	6065714	GWF-17A	88AX8591A2B	GWF-17A
1126036	GWF-40A	5004998	GWF-17A	6099125	GWF-40A	88AX8591AA	GWF-17A
1126037	GWF-17A	5005004	GWF-02A	6135823	GWF-18A	88BX8591AA	GWF-88A
1126039	GWF-02A	5005039	GWF-08A	6135824	GWF-03A	88EX8591A1B	GWF-02A
1126040	GWF-01A	5005054	GWF-01A	6158875	GWF-03A	88EX8591A2B	GWF-02A
1126041	GWF-65A	5005058	GWF-03A	6783220	GWF-90A	88EX-8591AA	GWF-02A
1126042	GWF-50A	5005171	GWF-08A	6878045	GWF-90A	88EX8591AAC	GWF-01A
1126045	GWF-10A	5005194	GWF-14A	7269023	GWF-91A	88FX8591A1C	GWF-89A
1126048	GWF-88A	5005197	GWF-10A	21010160	GWF-73A	88FX8591AA	GWF-89A
1131809	GWF-107AH	5005794	GWF-08A	68788045	GWF-90A	88FX8591AB	GWF-89A
1136393	GWF-107AH	5006043	GWF-18A	105E-8501A	GWF-02A	88FX8591C1B	GWF-01A
1138318	GWF-100A	5006046	GWF-18A	1E015010	GWF-89A	88FX8591C2B	GWF-01A
1146965	GWF-107AH	5007171	GWF-08A	1F00-15-010	GWF-84A	88FX-8591CA	GWF-01A
1206633	GWF-02A	5007749	GWF-14A	1F1Z8501AA	GWF-82A	88SX8591A1A	GWF-65A
1213104	GWF-10A	5007851	GWF-47A	1F1Z8501BA	GWF-91A	88SX8591A1B	GWF-65A
1227902	GWF-100A	5007852	GWF-14A	2930-869-3381	GWF-29A	88SX8591A2B	GWF-65A
1233204	GWF-01A	5008470	GWF-40A	2930-913-1727	GWF-29A	88SX8591AA	GWF-65A
1233205	GWF-65A	5009286	GWF-18A	2930V990039	GWF-05A	88VX8591AA	GWF-09A
1233206	GWF-50A	5009287	GWF-18A	2930-V99-0039	GWF-38A	88YX8591A1B	GWF-50A
1233209	GWF-88A	5010783	GWF-10A	2U1Q-8K500-DB	GWF-107AH	88YX8591A2B	GWF-50A
1233214	GWF-03A	5010875	GWF-03A	3C3Z 8501-ABRM	GWF-118A	88YX8591AA	GWF-86A
1233215	GWF-18A	5010876	GWF-03A	3C3Z 8507-AA	GWF-118A	8AB815010	GWF-71A
1233218	GWF-87A	5010877	GWF-18A	3F2Z8501BB	GWF-97A	8AG215010	GWF-52A
1308453	GWF-107A*	5010880	GWF-03A	3L3Z8501CA	GWF-116A	8AG215010A	GWF-64A
1317021	GWF-108A	5010887	GWF-18A	3L3Z8501DB	GWF-101A	8AG215100C	GWF-52A
1317038	GWF-100A	5011864	GWF-03A	446430C	GWF-104A	8AH215010	GWF-64A
1317913	GWF-89A	5012773	GWF-87A	446430C2	GWF-104A	8AK115010	GWF-64A
1318354	GWF-109A	5013267	GWF-03A	446430C4	GWF-104A	902C-8501AA	GWF-105A
1385827	GWF-107AH	5013268	GWF-18A	4C3Z 8501-ABRM	GWF-117A	902C-8501-AA	GWF-105AH
1406479	GWF-119A	5013274	GWF-18A	4C3Z 8501-AC	GWF-117A	90BX8591A1B	GWF-10A
1446372	GWF-08AH	5013320	GWF-65A	4C3Z 8507-AA	GWF-117A	90BX8591AA	GWF-10A
1446373	GWF-08AH	5014270	GWF-03A	4C3Z 8507-AA	GWF-118A	90TM8505AC	GWF-77A
1455679	GWF-107AH	5018437	GWF-40A	5F2Z8501BA	GWF-97A	914FX8591A1B	GWF-87A
1472867	GWF-119A	5018852	GWF-40A	682F-8501AA	GWF-08AH	914FX8591A2B	GWF-87A
1484376	GWF-03A	5020121	GWF-86A	682F-8501BA	GWF-08AH	914FX8591AA	GWF-87A
1487478	GWF-01A	5020242	GWF-89A	691F-8501AA	GWF-01A	928X8591A1B	GWF-108A
1501255	GWF-08AH	5020424	GWF-09A	691F-8501BA	GWF-01A	928X8591AA	GWF-108A
1511175	GWF-09A	5020425	GWF-17A	691F-8501CA	GWF-01A	92BX8591BA	GWF-88A
1517728	GWF-108A	5020437	GWF-88A	6L2Z8501A	GWF-102A	92BX8591C1B	GWF-88A
1517732	GWF-100A	5020652	GWF-65A	6U7X8501B	GWF-101A	92BX8591C2B	GWF-88A
1518087	GWF-03A	5020716	GWF-02A	6U7Z8501A	GWF-97A	92TX8591A2B	GWF-14A
1518088	GWF-18A	5020717	GWF-01A	6U7Z8501B	GWF-101A	92TX8591AA	GWF-14A
1518089	GWF-50A	5024297	GWF-89A	70HF-8501BA	GWF-03A	92TX8591B2B	GWF-47A
1518091	GWF-65A	5024545	GWF-87A	70HM8505AA	GWF-03A	92TX8591BA	GWF-47A
1518093	GWF-01A	5024603	GWF-10A	70HM8505RO1	GWF-03A	938M8501AJ	GWF-90A
1518094	GWF-10A	5025607	GWF-108A	70IF8505AA	GWF-01A	938M8591AA	GWF-90A
1518095	GWF-88A	5025831	GWF-14A	715F-8501AAD	GWF-09A	93FX8591A1B	GWF-109A
1518116	GWF-14A	5025832	GWF-47A	722F-8501AA	GWF-08AH	93FX8591AA	GWF-109A
1518117	GWF-47A	5025908	GWF-88A	73TF8505AA	GWF-24A	95TM8505AA	GWF-77A
1518120	GWF-02A	5026783	GWF-88A	77BF8501AA	GWF-10A	96FF8K500AE	GWF-89A

CROSS REFERENCE

OEM ⇒ GMB	
FORD	
96FX8591AA	GWF-89A
978M8501NH	GWF-100A
978M8A513CC	GWF-100A
97JM8505A	GWF-102A
988M8501TJ	GWF-100A
988X591EA	GWF-100A
988X8591EA	GWF-100A
988X8591F1D	GWF-100A
988X8591FC	GWF-100A
A790-8591HFA	GWF-10A
A790X8591ADA	GWF-09A
A790X8591ALA	GWF-18A
A790X8591ANA	GWF-18A
A790X-8591ARA	GWF-17A
A790X-8591BCA	GWF-02A
A790X-8591CA	GWF-02A
A790X8591DA	GWF-03A
A790X8591EBA	GWF-01A
A790X-8591ECA	GWF-01A
A790X8591EDA	GWF-03A
A790X8591EFA	GWF-03A
A790X8591H2FA	GWF-10A
A790X8591HFA	GWF-10A
A790X8591NA	GWF-47A
A790X8591RLA	GWF-18A
A810-8591GA	GWF-47A
A810X-8591FA	GWF-14A
A810X-8591HA	GWF-14A
A810X-8591SA	GWF-40A
A820X8591AA	GWF-18A
A820X8591BA	GWF-18A
A830X8591A1UB	GWF-03A
A830X8591A2UB	GWF-03A
A830X8591AUA	GWF-03A
A830X8591D1AB	GWF-03A
A830X8591D2AB	GWF-03A
A830X8591DAA	GWF-03A
A830X8591JA	GWF-18A
A840X8591AA	GWF-87A
A840X8591ATA	GWF-87A
A840X-8591BCA	GWF-65A
AJ0315010B	GWF-91A
AJY11501-0	GWF-91A
APW5002	GWF-05A
APW5003	GWF-07A
BA8501KT	GWF-106A
C0DE-8587A	GWF-29A
C0DZ-8501A	GWF-29A
C0DZ-8501B	GWF-29A
C0DZ-8501C	GWF-29A
C0DZ-8587A	GWF-29A
C5AZ-8501A	GWF-41A
C5AZ-8501E	GWF-42A
C5AZ-8501H	GWF-42A
C5AZ-8501J	GWF-41A
C5AZ-8501L	GWF-42A
C5AZ-8501T	GWF-42A
C5OE8505B	GWF-42A
C5OZ-8501B	GWF-42A
C5OZ-8501C	GWF-42A
C5OZ-8501D	GWF-42A
C5OZ8501E/F/H	GWF-42A

OEM ⇒ GMB	
FORD	
C5OZ-8501G	GWF-42A
C6AZ-8501A	GWF-41A
C6AZ-8501B	GWF-41A
C6AZ-8501C	GWF-41A
C6DZ-8501A	GWF-29A
C6DZ-8501B	GWF-29A
C6DZ-8501C	GWF-29A
C6DZ-8501D	GWF-29A
C6OE8505A/B	GWF-42A
C8AE8505J	GWF-42A
C8OE8505D	GWF-42A
C9AZ-8501A	GWF-42A
C9AZ-8501B	GWF-42A
C9DZ8501A	GWF-05A
C9DZ-8501A	GWF-38A
C9TZ-8501A	GWF-23A
C9ZZ-8501A	GWF-42A
D0AZ8501B	GWF-23A
D0AZ8501C	GWF-23A
D0AZ-8501C	GWF-11A
D0AZ-8501E	GWF-11A
D0AZ-8501F	GWF-23A
D0DZ-8501A	GWF-38A
D0OZ8501A	GWF-23A
D0OZ-8501B	GWF-23A
D0OZ-8501C	GWF-23A
D0OZ8501F	GWF-23A
D0RY-8501A	GWF-01A
D0VZ-8501A	GWF-35A
D0ZZ-8501A	GWF-23A
D0ZZ-8501B	GWF-23A
D1AZ-8501A	GWF-11A
D1DZ-8501A	GWF-38A
D1FZ-8501A	GWF-03A
D1FZ-8501B	GWF-01A
D2TZ-8501A	GWF-15A
D2AZ-8501A	GWF-41A
D2DZ-8501A	GWF-38A
D2SZ-8501A	GWF-11A
D2VY-8501A	GWF-35A
D3RY-8501A	GWF-03A
D3RY-8501B	GWF-24A
D3RY8501C	GWF-24A
D3UZ-8501A	GWF-42A
D4BZ-8501A	GWF-22A
D4DZ-8501A	GWF-29A
D4FZ-8501A	GWF-16A
D4TZ-8501C	GWF-39A
D4VY-8501A	GWF-35A
D4ZZ-8501A	GWF-24A
D5DZ-8501A	GWF-38A
D5TZ-8501A	GWF-41A
D5TZ-8501B	GWF-39A
D5TZ-8501G	GWF-35A
D5UZ-8501A	GWF-23A
D6AZ-8501A	GWF-11A
D6ZZ-8501A	GWF-24A
D6ZZ-8501B	GWF-23A
D7TZ-8501A	GWF-15A
D8FZ-8501A	GWF-16A
D8RZ-8501A	GWF-10A
D8TZ-8501B	GWF-35A

OEM ⇒ GMB	
FORD	
D8ZZ-8501A	GWF-24A
D9AZ8501A	GWF-70A
E0AZ8501A	GWF-70A
E1FZ-8501B	GWF-50A
E2AE8505CD	GWF-21A
E2DZ-8501A	GWF-21A
E2TZ-8501A	GWF-39A
E37E8505AA	GWF-22A
E3BZ-8501A	GWF-22A
E3EE8505AA	GWF-50A
E3FZ-8501B	GWF-50A
E3TZ-8501A	GWF-22A
E3TZ8501D	GWF-104A
E3TZ-8501G	GWF-41A
E43Z-8501A	GWF-36A*
E43Z-8501B	GWF-52A*
E4BZ-8501A	GWF-22A
E4TZ-8501B	GWF-39A
E4TZ8501C	GWF-104A
E4TZ-8501D	GWF-35A
E4TZ-8501E	GWF-35A
E5TZ-8501C	GWF-35A
E5ZE8505A	GWF-56A
E5ZE8505AA	GWF-56A
E69E8505AAI	GWF-53A
E69Z-8501A	GWF-53A
E6AZ-8501A	GWF-56A
E6DZ-8501A	GWF-48A
E6DZ-8501B	GWF-51A*
E6EE8505BA	GWF-50A
E6FZ-8501A	GWF-50A
E6TZ-8501A	GWF-58A
E6ZZ8501A	GWF-22A
E6ZZ-8501A	GWF-61A
E7EE8505CA	GWF-50A
E7FZ-8501A	GWF-50A
E7FZ-8501B	GWF-52A*
E7GZ-8501A	GWF-66A
E7RY8501A	GWF-58A
E7TZ-8501A	GWF-67A
E87EAA	GWF-22A
E87EAB	GWF-22A
E8BZ-8501A	GWF-66A
E8BZ-8501B	GWF-66A
E8DZ-8501A	GWF-60A
E8DZ-8501B	GWF-60A
E8FZ-8501A	GWF-50A
E8SZ-8501A	GWF-63A
E92Z-8501A	GWF-64A
E93Z-8501A	GWF-36A*
E93Z-8501B	GWF-36A*
E9BZ-8501A	GWF-66A
E9BZ8501AA	GWF-66A
E9J485013	GWF-71A
E9JY-8501B	GWF-71A
E9JY8501BA	GWF-71A
E9PZ-8501B	GWF-41A
E9PZ-8501D	GWF-39A
E9SE8505CA	GWF-63A
E9SZ-8501A	GWF-63A
E9TZ-8501A	GWF-35A
E9TZ-8501B	GWF-104A

OEM ⇒ GMB	
FORD	
E9TZ-8501D	GWF-67A
EF8501KT	GWF-78A
EP8501KT	GWF-78AP
EPW181	GWF-02A
EPW19	GWF-47A
EPW20	GWF-87A
EPW32	GWF-09A
EPW33	GWF-40A
EPW38	GWF-87A
EPW40	GWF-89A
EPW41	GWF-18A
EPW44	GWF-17A
EPW50	GWF-18A
EPW55	GWF-108A
EPW56	GWF-14A
EPW57	GWF-47A
EPW58	GWF-14A
EPW63	GWF-03A
EPW67	GWF-03A
EPW68	GWF-18A
EPW69	GWF-18A
EPW7	GWF-03A
EPW70	GWF-65A
EPW71	GWF-88A
EPW730	GWF-01A
EPW736	GWF-03A
EPW743	GWF-03A
EPW746	GWF-03A
EPW76	GWF-90A
EPW79	GWF-109A
EPW82	GWF-89A
EPW82PA640	GWF-89A
EPW932	GWF-08A
EPW97	GWF-86A
EPW981	GWF-14A
EPW985	GWF-10A
F0ZZ-8501A	GWF-64A
F0AZ-8501A	GWF-70A
F0CZ-8501A	GWF-69A
F0TZ-8501A	GWF-35A
F0TZ-8501D	GWF-77A
F0TZ-8501E	GWF-67A
F0TZ8501G	GWF-77A
F0ZZ8501A	GWF-56A
F1AE8505AD	GWF-75A
F1CZ-8501A	GWF-72A
F1SE8505BC	GWF-93A
F1SZ-8501A	GWF-93A
F1SZ-8501B	GWF-63A
F1TZ-8501A	GWF-35A
F1VY-8501A	GWF-75A
F1VY8507A	GWF-116A
F2Z3-8501B	GWF-51A*
F2TZ-8501A	GWF-110A
F2UZ-8501A	GWF-76A
F3Z3-8501A	GWF-51A*
F3LY-8501A	GWF-83A
F3LY-8501B	GWF-83A
F3PZ-8501A	GWF-93A
F3TZ-8501A	GWF-67A
F3TZ-8501B	GWF-67A
F3TZ-8501C	GWF-67A

CROSS REFERENCE

OEM ⇒ GMB		OEM ⇒ GMB		OEM ⇒ GMB		OEM ⇒ GMB	
FORD		FORD		FORD		GENERAL MOTROS	
F3TZ8501D	GWF-67A	F81Z-8501ARM	GWF-112A	XS2E8501CA	GWF-91A	124829	GWG-78A
F3TZ8501E	GWF-81A	F81Z-8501CRM	GWF-112A	XS2E8501EA	GWF-91A	231066	GWG-36A
F3TZ-8501E	GWF-81A	F85Z-8501AA	GWF-101A	XS2E8501EABE	GWF-91A	231073	GWG-26A
F3XY-8501B	GWF-73A	F87Z-8501BA	GWF-84A	XS2Z-8501BC	GWF-91A	231461	GWG-36A
F3XZ8501BA	GWF-73A	F87Z8501BB	GWF-84A	XS2Z8501CC	GWF-91A	231462	GWG-26A
F3ZZ-8501B	GWF-56A	F87Z-8501CA	GWF-96A	XS2Z8501CD	GWF-91A	231886	GWG-36A
F49Z8501A	GWF-53A	F87Z8501DA	GWF-85A	XS2Z8501CF	GWF-91A	231887	GWG-26A
F49Z8501B	GWF-53A	F8AZ8501AA	GWF-75A	XS2Z8501EA	GWF-91A	357261	GWG-01A
F4AZ-8501A	GWF-75A	F8DZ8501AA	GWF-82A	XSZ8501BC	GWF-91A	359036	GWG-16A
F4AZ8501AA	GWF-75A	F8RZ8501CF	GWF-100A	XU2Z8501AARM	GWF-104A	361054	GWG-12A
F4BZ8501A	GWF-66A	F8RZ-8501EN	GWF-100A	XU2Z8501EA	GWF-104A	361055	GWG-16A
F4BZ8501B	GWF-66A	F8ZZ-8501AA	GWF-94A	XU2Z8V501AARM	GWF-104A	369175	GWG-03A
F4CZ-8501A	GWF-72A	FEMJ15100	GWF-64A	XY8501BRB	GWF-05A	372334	GWG-27A
F4DZ-8501A	GWF-79A	FWP1464	GWF-88A	YF0915100	GWF-100A	461996	GWG-25A
F4DZ8501B	GWF-48A	FWP1465	GWF-89A	YF3-8501AB	GWF-103A	465802	GWG-23A
F4PZ-8501A	GWF-48A	FZB78501A	GWF-66A	YF3Z-8501AB	GWF-103A	474028	GWG-27A
F4SZ-8501A	GWF-80A	ME790X8591H2FA	GWF-10A	YR3Z 8501AB	GWF-113A	474029	GWG-25A
F4TZ 8501B	GWF-111A	ME840X8591A2UB	GWF-03A	YS4Z 8507AA	GWF-115A	474055	GWG-23A
F4TZ-8507A	GWF-112A	ME840X8591B2BB	GWF-18A	YS6G8591B2D	GWF-119A	476509	GWG-04A
F4ZZ-8501A	GWF-92A	ME88EX8591A2B	GWF-02A	YW7Z 8501BB	GWF-114A	478126	GWG-28A
F4ZZ-8501B	GWF-92A	ME88FX8591C2B	GWF-01A	Z93Z8501B	GWF-36A	488152	GWG-28A
F53E8505AB	GWF-91A	ME88SX8591A2B	GWF-65A	ZZM0-15-010	GWF-61A	488377	GWG-28A
F578501A	GWF-91A	ME88YX8591A2B	GWF-50A	ZZM3-15-010	GWF-84A	500513	GWG-28A
F57Z-8501A	GWF-84A	ME914F8591A2B	GWF-87A	ZZM7-15-010	GWF-85A	556283	GWG-26A
F59Z-8501A	GWF-85A	ME91BX8591C2B	GWF-88A	ZZMA-15-010	GWF-53A	657261	GWG-01A
F59Z-8501B	GWF-53A	ME928X8591A1B	GWF-108A			948681	GWG-42A
F5CZ8501A	GWF-72A	ME92BX8591C2B	GWF-88A			994149	GWG-42A
F5DE8505AE	GWF-95A	ME92TX8591A2B	GWF-14A			1000407	GWG-05A
F5DZ-8501A	GWF-82A	ME92TX8591B2B	GWF-47A			1005451	GWG-04A
F5DZ8501CL	GWF-95A	ME938M8591A1B	GWF-90A			1006524	GWG-06A
F5RZ-8501A	GWF-91A	ME9888591F1D	GWF-100A			1015952	GWG-05AP
F5RZ-8501B	GWF-90A	ME988X8591F1D	GWF-100A			1242913	GWG-07A
F5TE8505C5A	GWF-67A	OFE1H15010G	GWF-64A			1242914	GWG-40A
F5TZ-8501A	GWF-81A	OK71015010	GWF-64A			1245288	GWG-40A
F5TZ-8501C	GWF-77A	P8RZ8501EN	GWF-100A			1247079	GWG-07A
F5TZ-8501H2A	GWF-67A	QCP2652	GWF-88A			1247080	GWG-40A
F63Z-8501AA	GWF-91A	QCP2673	GWF-89A			1257495	GWG-44A
F65Z-8501AC	GWF-101A	RFAE8505AC2	GWF-48A			1257703	GWG-07A
F65Z-8501BA	GWF-98A	RFE69E8505AAI	GWF-53A			1260709	GWG-07A
F67E-8505BA	GWF-96A	RFE7DE8505	GWF-60A			1277703	GWG-07A
F68Z-8501A	GWF-97A	RFE8DE8505	GWF-60A			1334008	GWG-61A
F6DZ-8501A	GWF-95A	RFE8EE8505BA	GWF-50A			1334012	GWG-11A
F6DZ-8501FA	GWF-82A	RFE8SE8505	GWF-63A			1334013	GWG-11A
F6LZ-8501AA	GWF-83A	RFE9SE8505	GWF-63A			1334084	GWG-11A
F6PE8505AA	GWF-72A	RFF4DE8505AB	GWF-79A			1380400	GWG-42A
F6PZ8501AA	GWF-72A	RFF4SE8505AB	GWF-80A			1394877	GWG-40A
F6TE8505LA	GWF-81A	RFF57E8505BH	GWF-84A			1396317	GWG-42A
F6TZ-8501AA	GWF-112A	RFF58E8505AC	GWF-82A			1396346	GWG-42A
F6TZ-8501JB	GWF-98A	RFF65E8505AD	GWF-94A			1396715	GWG-42A
F6TZ-8501KA	GWF-81A	RFF68E8505BC	GWF-97A			1396815	GWG-42A
F6TZ-8501KB	GWF-81A	RFF75E8505BA	GWF-94A			1396876	GWG-42A
F6ZZ-8501A	GWF-94A	RFF75E8505EA	GWF-101A			1402999	GWG-03A
F6ZZ-8501BE	GWF-94A	RFF78E8505BA	GWF-97A			1564459	GWG-35A
F77Z-8501AD	GWF-102A	TF728505AA	GWF-24A			1565487	GWG-35A
F7CE8505AA	GWF-99A	XC2Z8501BA	GWF-116A			2457687	GWG-86A
F7CZ-8501AB	GWF-99A	XF1Z8501AA	GWF-82A			2650866	GWG-10A
F7DZ-8501A	GWF-95A	XF2Z-8501AA	GWF-97A			3286641	GWG-08A
F7PZ-8501AA	GWF-77A	XL3Z-8501AA	GWF-98A			3427007	GWG-09A
F7TZ-8501AB	GWF-77A	XL5Z8501AA	GWF-85A			3429981	GWG-01A
F7TZ-8501AD	GWF-77A	XL5Z8501AC	GWF-85A			3634552	GWG-37A
F7TZ-8501CRM	GWF-112A	XL5Z8501CA	GWF-84A			3634580	GWG-37A
F7ZZ-8501AA	GWF-94A	XS2E8501BDBE	GWF-91A			3634653	GWG-102A

CROSS REFERENCE

OEM ⇒ GMB		OEM ⇒ GMB		OEM ⇒ GMB		OEM ⇒ GMB	
GENERAL MOTROS		GENERAL MOTROS		GENERAL MOTROS		GENERAL MOTROS	
3634789	GWG-102A	10048951	GWG-60A	12518443	GWG-47A	15633465	GWG-33A
3634838	GWG-37A	10048968	GWG-47A	12520914	GWG-75A	15633466	GWG-83A
3636801	GWG-102A	10049026	GWG-27A	12521037	GWG-70A	19208815	GWG-106AT
3704906	GWG-35A	10049043	GWG-54A	12521038	GWG-32A	21000535	GWG-80A
3741034	GWG-35A	10054510	GWG-04A	12522016	GWG-27A	21006276	GWG-81A
3757247	GWG-35A	10065240	GWG-06A	12522031	GWG-55A	21006932	GWG-81A
3769926	GWG-35A	10077051	GWG-03A	12522032	GWG-62A	21006933	GWG-80A
3787566	GWG-35A	10077059	GWG-55A	12522033	GWG-25A	21007155	GWG-80A
3815726	GWG-01A	10081980	GWG-70A	12522035	GWG-22A	21007225	(GWG-81A)
3836856	GWG-35A	10089654	GWG-47A	12523502	GWG-99A	21007288	GWG-80A
3848072	GWG-35A	10089659	GWG-17A	12523505	GWG-23A	21007453	GWG-81A
3871521	GWG-01A	10106474	GWG-70A	12525123	GWG-70A	21007655	GWG-81A
3876168	GWG-01A	10112692	GWG-23A	12527717	GWG-70A	21007656	GWG-80A
3876170	GWG-01A	10120938	GWG-12A	12527740	GWG-99A	21015340	(GWG-81A)
3876172	GWG-32A	10120943	GWG-72A	12527741	GWG-98A	21015341	(GWG-81A)
3890017	GWG-35A	10120944	GWG-60A	12527759	GWG-70A	22537768	GWG-66A
3927798	GWG-01A	10120945	GWG-04A	12528917	GWG-82A	23500133	GWG-33A
3929219	GWG-01A	10124624	GWG-54A	12529211	GWG-83A	23500138	GWG-83A
3929233	GWG-35A	10126714	GWG-70A	12529993	GWG-84A	24439799	GWG-103A
3937996	GWG-35A	10132880	GWG-60A	12532526	GWG-82A	24446365	GWG-103A
3947042	GWG-01A	10148030	GWG-62A	12532528	GWG-82A	24467301	GWG-103A
3953620	GWG-32A	10159526	GWG-05A	12534417	GWG-83A	24570464	GWG-66A
3957932	GWG-27A	10174858	GWG-48A	12536421	(GWG-76A)	24571389	GWG-66A
3957981	GWG-35A	10181235	GWG-54A	12536422	GWG-44A	24573636	GWG-86A
3977607	GWG-32A	10181327	GWG-54A	12537417	GWG-44A	24575951	GWG-86A
3986364	GWG-35A	10181369	GWG-49A*	12537495	GWG-76A	24576952	GWG-101A
3990991	GWG-32A	12300305	GWG-28A	12537829	GWG-78A	24576956	GWG-101A
3998206	GWG-35A	12309445	GWG-28A	12553337	GWG-84A	24577255	GWG-86A
3998207	GWG-35A	12321622	GWG-40A	12554338	GWG-85A	25183429	GWG-94A
4805174	GWG-94A	12326453	GWG-44A	12559271	GWG-100A	25513134	GWG-45A
4817953	GWG-94A	12334884	GWG-45A	12561392	GWG-82A	25516944	GWG-45A
5740079	GWG-33A	12336298	GWG-44A	12566029	GWG-93A	25524291	GWG-44A
5743241	GWG-83A	12337519	GWG-26A	12573495	(GWG-76A)	25525147	GWG-45A
5743939	GWG-55A	12338842	GWG-59A	12585226	GWG-103A	25525690	GWG-44A
6258394	GWG-01A	12365639	GWG-84A	12591894	GWG-103A	25527536	GWG-07A
6258446	GWG-01A	12365640	GWG-85A	12600767	GWG-106AT	25527537	GWG-44A
6272157	GWG-27A	12369484	GWG-102A	12604747	GWG-95A	25527539	GWG-77A
6272159	GWG-32A	12369537	GWG-95A	12618472	GWG-93A	25529891	GWG-44A
7490004	GWG-85A	12371989	GWG-48A	12620226	GWG-101A	52250937	GWG-11A
7490007	GWG-84A	12395558	GWG-46A	14018745	GWG-06A	52273124	GWG-11A
8132274	GWG-12A	12397649	GWG-46A	14024302	GWG-04A	55352570	GWG-103A
8894344	GWG-84A	12456112	GWG-95A	14029860	GWG-04A	71741078	GWG-93A
8901745	GWG-95A	12456113	GWG-100A	14029998	GWG-03A	71747983	GWG-93A
9025153	GWG-108AM	12458920	GWG-54A	14033195	GWG-17A	83500807	GWG-17A
9306722	GWG-67A	12458921	GWG-54A	14033234	GWG-04A	88412818	GWG-23A
9411850	GWG-38A	12458934	GWG-95A	14033483	GWG-04A	88894044	GWG-83A
9790522	GWG-28A	12458935	GWG-100A	14047008	GWG-22A	88894340	GWG-85A
10004073	GWG-05A	12482690	GWG-72A	14050546	GWG-33A	88894344	GWG-84A
10008553	GWG-28A	12482903	GWG-78A	14054539	GWG-17A	88896225	GWG-82A
10013800	GWG-05A	12487361	GWG-84A	14054555	GWG-04A	88926277	GWG-25A
10039415	GWG-49A*	12491038	GWG-54A	14061698	GWG-33A	89017748	GWG-82A
10039422	GWG-49A*	12500305	GWG-78A	14069586	GWG-22A	89060527	GWG-82A
10042949	GWG-05A	12507232	GWG-05A	14071866	GWG-03A	90106656	GWG-11A
10042972	GWG-05A	12508606	GWG-61A	14079351	GWG-03A	90234200	GWG-46A
10046305	GWG-23A	12511062	GWG-11A	14082745	GWG-33A	90272361	GWG-61A
10048775	GWG-70A	12512742	GWG-99A	14085847	GWG-25A	90273924	GWG-11A
10048785	GWG-01A	12514269	GWG-33A	14085852	GWG-32A	90284802	GWG-11A
10048917	GWG-25A	12514574	GWG-83A	14089018	GWG-06A	90322506	GWG-96A
10048919	GWG-22A	12517379	GWG-11A	14092941	GWG-72A	90325660	GWG-90A
10048948	GWG-55A	12517940	GWG-70A	14094538	GWG-22A	90325661	GWG-46A
10048949	GWG-48A	12518277	GWG-98A	14101304	GWG-04A	90351284	(GWG-88A)
10048950	GWG-72A	12518295	GWG-48A	14105921	GWG-17A	90373189	GWG-64A

CROSS REFERENCE

OEM ⇒ GMB		OEM ⇒ GMB		OEM ⇒ GMB		OEM ⇒ GMB	
GENERAL MOTROS		GENERAL MOTROS		HINO		HOLDEN	
90392900	GWG-46A	97216136	GWG-97A	16100-2971	GWH-04AMH	2808367	GWHD-03A
90392908	GWG-11A	1611019035	GWG-58A	16100-2972	GWH-04AMH	2824553	GWHD-04/05A
90466343	GWG-96A	5094013802	(GWG-88A)	16100-2973	GWH-04AMH	9943171	GWHD-01A
91172178	GWG-64A	8941185010	GWG-53A	16100-2980	GWH-04AMH	90106599	GWHD-09A
91173496	GWG-64A	8941185011	GWG-53A	16100-3462	GWH-01A	92008364	GWHD-02A
92149009	GWG-93A	8982775049	GWG-17A	16100-3464	GWH-01A	92008365	GWHD-03A
93149009	GWG-93A	8983500807	GWG-17A	16100-3466	GWH-01A	92009639	GWHD-04/05A
93221331	GWG-11A	2930-848-5960	GWG-01A	16100-3643	GWH-01A	92014082	GWHD-06A
93231147	GWG-11A	2930-V99-0029	GWG-01A	16100-3950	GWH-02A	92014563	GWHD-07A
93412618	GWG-23A	50940-13802	GWG-88A	16100-3970	GWH-03A	95043935	GWHD-10A
94011694	GWG-97A	8-10120-943-0	GWG-72A	16100-3971	GWH-03A	2101042L00	GWHD-08A
94013304	GWG-97A	8-12482-690-0	GWG-72A	16100-E0050	GWH-04AMH	2101058S00	GWHD-08A
94013802	GWG-87A	8-12532-528-0	GWG-82A	16100-E0221	GWH-01A	M38239	GWHD-04/05A
94022627	GWG-15A	90325661B	GWG-89A	16100-E0222	GWH-01A		
94109591	GWG-65A	J0948681	GWG-42A	16100-E0270	GWH-02A		
94118353	GWG-53A	J0994149	GWG-42A	16100-E0271	GWH-02A		
94118501	GWG-53A	J8132274	GWG-12A	16100-E0281	GWH-03A		
94120768	GWG-38A	JR775045	GWG-12A	16100-E0282	GWH-03A		
94136076	GWG-13A	JR775049	GWG-17A	S1610-03642	GWH-01A		
94202477	GWG-14A	R1160018	GWG-61A	S1610-03971	GWH-03A		
94224894	GWG-14A			S1610-E0221	GWH-01A		
94239153	GWG-19A						
94239649	GWG-38A						
94240378	GWG-13A						
94332922	GWG-38A						
94376837	GWG-38A						
94415090	GWG-38A						
94623690	GWG-67A						
94636985	GWG-11A						
94840082	GWG-50A						
94840612	GWG-50A						
94844775	GWG-58A						
94847609	GWG-50A						
94850703	GWG-50A						
94854103	GWG-71A						
94854791	GWG-68A						
94856254	GWG-68A						
94858708	GWG-71A						
96051819	GWG-57A						
96054298	GWG-57A						
96059659	GWG-64A						
96060136	GWG-63A						
96062832	GWG-64A						
96064376	GWG-63A						
96064464	GWG-63A						
96067153	GWG-63A						
96182871	GWG-92A						
96230587	GWG-91A						
96350799	GWG-90A						
96351284	(GWG-88A)						
96351971	(GWG-88A)						
96352648	GWG-90A						
96352649	GWG-87A						
96440224	GWG-94A						
96563958	GWG-92A						
96872700	(GWG-88A)						
96872702	GWG-92A						
96872704	GWG-90A						
96930074	GWG-92A						
96990997	(GWG-88A)						
97010201	GWG-53A						
97188663	GWG-97A						

CROSS REFERENCE

OEM ⇒ GMB		OEM ⇒ GMB		OEM ⇒ GMB		OEM ⇒ GMB	
HONDA		HONDA		HONDA		HONDA	
19110-634-305	GWHO-01AP	19200-P2A-003	GWHO-39A	19200-PG6-405	GWHO-24A	19200-RDM-A01	GWHO-53A
19110-634-305	GWHO-13AP	19200-P2A-004	GWHO-39A	19200-PG6-415	GWHO-24A	19200-RDV-J01	GWHO-53A
19110-634-315	GWHO-01AP	19200-P2A-A01	GWHO-39A	19200-PG6-415A	GWHO-24A	19200-RFE-003	GWHO-50A
19110-634-325	GWHO-13AP	19200-P2J-005	GWHO-49A	19200-PH1-000	GWHO-23A	19200-RNA-A01	GWHO-60A
19110-634-335	GWHO-13AP	19200-P30-003	GWHO-56A	19200-PH1-020	GWHO-23A	19200-RNA-A02	GWHO-60A
19110-634-365	GWHO-13AP	19200-P36-000	GWHO-41A	19200-PH1-405	GWHO-23A	19200-RTA-003	GWHO-50A
19110-634-375	GWHO-13AP	19200-P5A-004	GWHO-64A	19200-PH1-505	GWHO-23A	19200-RZP-003	GWHO-63A
19110-634-405	GWHO-13AP	19200-P72-003	GWHO-46A	19200-PH1-515	GWHO-23A	19200-RZP-013	GWHO-63A
19110-657-020	GWHO-03A	19200-P72-013	GWHO-46A	19200-PH3-000	GWHO-30A	19210-PD6-305	GWHO-21A
19110-657-030	GWHO-03A	19200-P75-000	GWHO-40A	19200-PH3-000A	GWHO-30A	19210-PD6-515	GWHO-21A
19110-657-325	GWHO-15AP	19200-P75-003	GWHO-40A	19200-PH3-003	GWHO-30A	19210-PE8-305	GWHO-07A
19110-657-332	GWHO-04A	19200-P7A-003	GWHO-54A	19200-PH3-010	GWHO-30A	19210-PFB-003	GWHO-45A
19110-657-335	GWHO-15AP	19200-P8A-A02	GWHO-57A	19200-PH3-505	GWHO-30A	19210-PG6-305	GWHO-24A
19110-657-375	GWHO-15AP	19200-P8A-A03	GWHO-57A	19200-PH7-000	GWHO-25A	19210-PH1-305	GWHO-23A
19110-657-405	GWHO-04A	19200-PA0-000	GWHO-07A	19200-PH7-003	GWHO-25A	19210-PH1-505	GWHO-23A
19110-671-010	GWHO-05A	19200-PA0-010	GWHO-07A	19200-PK2-000	GWHO-29A	19210-PH1-515	GWHO-23A
19110-671-020	GWHO-05A	19200-PA0-700	GWHO-07A	19200-PK2-505	GWHO-29A	19210-PH3-305	GWHO-30A
19110-671-325	GWHO-12AP	19200-PA1-000	GWHO-11A	19200-PLC-003	GWHO-55A	19210-PK2-305	GWHO-29A
19110-671-335	GWHO-12AP	19200-PA1-010	GWHO-11A	19200-PLC-003	GWHO-55A	19210-PZ3-000	GWHO-41A
19110-671-405	GWHO-05A	19200-PA1-02	GWHO-11A	19200-PLM-A01	GWHO-48A	19210-RGA-000	GWHO-58A
19110-689-325	GWHO-16AP	19200-PA1-020	GWHO-11A	19200-PLZ-D00	GWHO-59A	19210-RGA-010	GWHO-58A
19110-689-335	GWHO-16AP	19200-PA1-030	GWHO-11A	19200-PM3-000	GWHO-26A	19210-RGA-J00	GWHO-58A
19110-689-405	GWHO-16AP	19200-PA1-405	GWHO-11A	19200-PM3-003	GWHO-26A	19210-RGA-J10	GWHO-58A
19200-634-010	GWHO-03A	19200-PA5-000	GWHO-07A	19200-PM3-004	GWHO-26A	5-86007713	GWHO-28A
19200-634-305	GWHO-03A	19200-PA5-010	GWHO-07A	19200-PM3-013	GWHO-26A	8-97125-975-Z	GWHO-38A
19200-634-335	GWHO-03A	19200-PA5-700	GWHO-07A	19200-PM3-014	GWHO-26A	8-97215975	GWHO-38A
19200-634-670	GWHO-03A	19200-PA6-000	GWHO-08A	19200-PN3-013	GWHO-42A	8-97215-975	GWHO-38A
19200-634-671	GWHO-03A	19200-PA6-010	GWHO-08A	19200-PNA-003	GWHO-52A		
19200-657-000	GWHO-04A	19200-PA6-020	GWHO-08A	19200-PO1-003	GWHO-26A		
19200-657-010	GWHO-04A	19200-PA6-030	GWHO-08A	19200-PO1-004	GWHO-26A		
19200-657-020	GWHO-04A	19200-PAO-000	GWHO-07A	19200-PO8-003	GWHO-32A		
19200-657-030	GWHO-04A	19200-PAO-010	GWHO-07A	19200-PO8-004	GWHO-32A		
19200-671-000	GWHO-05A	19200-PB2-000	GWHO-10A	19200-PO8-A01	GWHO-32A		
19200-671-010	GWHO-05A	19200-PB2-010	GWHO-10A	19200-POA-003	GWHO-28A		
19200-671-020	GWHO-05A	19200-PB2-405	GWHO-10A	19200-POA-032	GWHO-28A		
19200-671-325	GWHO-05A	19200-PC0-000	GWHO-07A	19200-POB-A01	GWHO-28A		
19200-671-335	GWHO-05A	19200-PC0-010	GWHO-07A	19200-POG-A01	GWHO-25A		
19200-673-000	GWHO-02A	19200-PC0-405	GWHO-07A	19200-PR3-003	GWHO-56A		
19200-673-010	GWHO-02A	19200-PC1-000	GWHO-08A	19200-PR4-003	GWHO-27A		
19200-673-336	GWHO-02A	19200-PC1-010	GWHO-08A	19200-PR4-013	GWHO-27A		
19200-689-030	GWHO-10A	19200-PC1-030	GWHO-08A	19200-PRB-A01	GWHO-51A		
19200-689-040	GWHO-10A	19200-PC1-080	GWHO-08A	19200-PT0-000	GWHO-28A		
19200-689-325	GWHO-10A	19200-PC1-405	GWHO-08A	19200-PT0-003	GWHO-28A		
19200-689-335	GWHO-10A	19200-PC6-000	GWHO-21A	19200-PT0-004	GWHO-28A		
19200-9D6-000	GWHO-21A	19200-PC6-010	GWHO-21A	19200-PT0-013	GWHO-28A		
19200-9E0-010	GWHO-22A	19200-PD2-000	GWHO-21A	19200-PTO-003	GWHO-28A		
19200-P01-003	GWHO-26A	19200-PD2-405	GWHO-21A	19200-PTO-013	GWHO-28A		
19200-P01-004	GWHO-26A	19200-PD2-415	GWHO-21A	19200-PV0-003	GWHO-44A		
19200-P08-003	GWHO-32A	19200-PD2-660	GWHO-21A	19200-PWA-003	GWHO-47A		
19200-P08-004	GWHO-32A	19200-PD6-000	GWHO-21A	19200-PY3-000	GWHO-35A		
19200-P0A-003	GWHO-28A	19200-PD6-405	GWHO-21A	19200-PY3-010	GWHO-35A		
19200-P0A-032	GWHO-28A	19200-PD6-415	GWHO-21A	19200-PY3-A00	GWHO-36A		
19200-P0B-A01	GWHO-28A	19200-PD6-660	GWHO-21A	19200-PZ3-000	GWHO-41A		
19200-P0G-A01	GWHO-25A	19200-PE0-010	GWHO-22A	19200-R1P-U01	GWHO-63A		
19200-P10-A02	GWHO-26A	19200-PE0-415	GWHO-22A	19200-R40-A01	GWHO-66A		
19200-P13-000	GWHO-33A	19200-PE0-510	GWHO-37A	19200-R70-A11	GWHO-65A		
19200-P13-003	GWHO-33A	19200-PE0-515	GWHO-37A	19200-RAA-A01	GWHO-50A		
19200-P13-013	GWHO-33A	19200-PE0-660	GWHO-37A	19200-RB0-003	GWHO-61A		
19200-P14-A00	GWHO-34A	19200-PE8-405	GWHO-07A	19200-RBB-003	GWHO-50A		
19200-P14-A01	GWHO-34A	19200-PE8-600	GWHO-07A	19200-RBB-013	GWHO-50A		
19200-P1G-E02	GWHO-32A	19200-PEO-010	GWHO-22A	19200-RBC-013	GWHO-62A		
19200-P1R-003	GWHO-44A	19200-PG6-000	GWHO-24A	19200-RCA-A01	GWHO-53A		

CROSS REFERENCE

OEM ⇒ GMB		OEM ⇒ GMB		OEM ⇒ GMB		OEM ⇒ GMB	
HYUNDAI		HYUNDAI		HYUNDAI		IHC	
25100-02500	GWHY-19A	25100-33122	GWHY-09A	25239-70010	GWHY-17F	861236	GWIH-01A
25100-02501	GWHY-19A	25100-33130	GWHY-09A	25239-72120	GWHY-09F	270918-C93	GWIH-01A
25100-02502	GWHY-19A	25100-33132	GWHY-09A	25239-84410	GWHY-31F	2930-073-3473	GWIH-01A
25100-03010	GWHY-110A	25100-36000	GWHY-130A	25720-43600	GWHY-08F	463365-C91	GWIH-01A
25100-11000	GWHY-108A	25100-36010	GWHY-130A	25720-43660	GWHY-15F	861236-R92	GWIH-01A
25100-11010	GWHY-108A	25100-36020	GWHY-130A	25720-55010	GWHY-13F		
25100-21000	GWHY-17A	25100-36030	GWHY-130A	25720-55200	GWHY-29F		
25100-21010	GWHY-17A	25100-37102	GWHY-45A	25720-5E100	GWHY-43F		
25100-22010	GWHY-17A	25100-37200	GWHY-45A	25720-81041	GWHY-01F-01		
25100-22012	GWHY-17A	25100-37201	GWHY-45A	25720-8A800	GWHY-27F		
25100-22650	GWHY-17A	25100-37202	GWHY-45A	25720-8C300	GWHY-33F-00		
25100-23001	GWHY-35A	25100-38002	GWHY-11A	25720-8C400	GWHY-33F-01		
25100-23001	GWHY-42A	25100-38200	GWHY-11A	25720-8C800	GWHY-39F		
25100-23002	GWHY-35A	25100-38450	GWHY-22A	M07251-02400	GWHY-19A		
25100-23002	GWHY-42A	25100-39010	GWHY-43A*	M25100-23500	GWHY-42A		
25100-23003	GWHY-42A	25100-39010	GWHY-43AH	M251004A000	GWHY-70A		
25100-23010	GWHY-42A	25100-39012	GWHY-43A*	MD030863	GWHY-17A		
25100-23011	GWHY-35A	25100-39012	GWHY-43AH	MD997076	GWHY-17A		
25100-23011	GWHY-42A	25100-39800	GWHY-44A*	MD997609	GWHY-17A		
25100-23020	GWHY-42A	25100-39800	GWHY-44AH	X25232-36001	GWHY-12F		
25100-23021	GWHY-42A	25100-39802	GWHY-44A*				
25100-23022	GWHY-42A	25100-39802	GWHY-44AH				
25100-23511	GWHY-42A	25100-3A100	GWHY-67A				
25100-23530	GWHY-42A	25100-3B002	GWHY-12A				
25100-24030	GWHY-17A	25100-3B300	GWHY-12A				
25100-24040	GWHY-17A	25100-41000	GWHY-106A				
25100-24060	GWHY-17A	25100-41001	GWHY-106A				
25100-25012	GWHY-17A	25100-42000	GWHY-107A				
25100-26015	GWHY-23A	25100-42001	GWHY-107A				
25100-26016	GWHY-23A	25100-42501	GWHY-111A				
25100-26660	GWHY-23A	25100-42540	GWHY-111A				
25100-26900	GWHY-23A	25100-42541	GWHY-111A				
25100-26901	GWHY-23A	25100-42700	GWHY-111A				
25100-26902	GWHY-23A	25100-43000	GWHY-109A				
25100-27000	GWHY-20A	25100-4A000	GWHY-70A				
25100-27010	GWHY-20A	25100-4A100	GWHY-70A				
25100-27400	GWHY-36A	25100-4A200	GWHY-70A				
25100-27900	GWHY-32A	25124-37100	GWHY-45A				
25100-2A000	GWHY-52A	25237-42010	GWHY-07F				
25100-2A001	GWHY-52A	25237-42050	GWHY-11F				
25100-2A201	GWHY-61A	25237-42101	GWHY-30F-01				
25100-2B000	GWHY-85A	25237-42200	GWHY-26F				
25100-32000	GWHY-109A	25237-42560	GWHY-19F				
25100-32010	GWHY-109A	25237-42561	GWHY-19F-01				
25100-32020	GWHY-109A	25237-42610	GWHY-32F				
25100-32031	GWHY-109A	25237-42620	GWHY-47F				
25100-32033	GWHY-109A	25237-42650	GWHY-45F				
25100-32120	GWHY-08A	25237-42750	GWHY-38F				
25100-32500	GWHY-105A	25237-42920	GWHY-20F				
25100-32501	GWHY-105A	25237-42921	GWHY-20F-01				
25100-32502	GWHY-105A	25237-42922	GWHY-20F-02				
25100-32510	GWHY-105A	25237-4A000	GWHY-28F				
25100-32512	GWHY-105A	25237-93110	GWHY-02F				
25100-32515	GWHY-105A	25237-93200	GWHY-21F				
25100-32565	GWHY-105A	25239-41100	GWHY-06F				
25100-33011	GWHY-08A	25239-41301	GWHY-10F				
25100-33012	GWHY-08A	25239-45001	GWHY-22F				
25100-33020	GWHY-08A	25239-45010	GWHY-35F-00				
25100-33030	GWHY-08A	25239-45020	GWHY-37F				
25100-33111	GWHY-09A	25239-45101	GWHY-23F				
25100-33112	GWHY-09A	25239-45500	GWHY-36F				
25100-33120	GWHY-09A	25239-45550	GWHY-48F				

CROSS REFERENCE

OEM ⇒ GMB		OEM ⇒ GMB		OEM ⇒ GMB		OEM ⇒ GMB	
ISUZU		ISUZU		ISUZU		ISUZU	
14109591	GWIS-30A	8-94109591	GWIS-30A	8-94415090	GWIS-36A	9-13610319	GWIS-13A
94331664	GWIS-33A	8-94115065	GWIS-29A	8-94419461	GWIS-25A	9-13610319	GWIS-14A
97012298	GWIS-01A	8-94117501	GWIS-28A	8-94437048	GWIS-01A	9-13610319	GWIS-15A
97031472	GWIS-33A	8-94118353	GWIS-28A	8-94439850	GWIS-35A	9-13610319	GWIS-16A
97360200	GWIS-32A	8-94118501	GWIS-28A	8-94439851	GWIS-37A	9-13610319	GWIS-17A
1-13610819	GWIS-49A	8-94120768	GWIS-20A	8-94439875	GWIS-37A	9-13610319	GWIS-18A
1-21650062	GWIS-21F	8-94129554	GWIS-35A	8-94441846	GWIS-23A	9-13610319	GWIS-19A
1-21650159	GWIS-21F	8-94136076	GWIS-19A	8-94461173	GWIS-25A	9-13610-319-2	GWIS-13A
1K00-15-100	GWIS-45A	8-94136167	GWIS-19A	8-94471469	GWIS-36A	9-13610323	GWIS-10A
21010-89TB0	GWIS-25A	8-94136380	GWIS-19A	8-94471470	GWIS-36A	9-13610325	GWIS-43A
5-13161012	GWIS-15A	8-94140341	GWIS-25A	8-94483167	GWIS-43A	9-13610394	GWIS-43A
5-13610009	GWIS-17A	8-94146326	GWIS-22A	8-97001775	GWIS-29A	9-13610417	GWIS-10A
5-13610012	GWIS-15A	8-94155065	GWIS-29A	8-97010200	GWIS-19A	9-13610423	GWIS-14A
5-13610-012-2	GWIS-15A	8-94174226	GWIS-31A	8-97010201	GWIS-28A	9-13610605	GWIS-10A
5-13610027	GWIS-17A	8-94176989	GWIS-16A	8-97010772	GWIS-37A	9-13617605	GWIS-10A
5-13610038	GWIS-10A	8-94202477	GWIS-01A	8-97012298	GWIS-01A	9-13617608	GWIS-15A
5-13610-038-1	GWIS-10A	8-94202-477-1	GWIS-01A	8-97012773	GWIS-22A	9-13617635	GWIS-10A
5-13610041	GWIS-17A	8-94224456	GWIS-19A	8-97018556	GWIS-35A	9-13617636	GWIS-17A
5-13610047	GWIS-43A	8-94224894	GWIS-01A	8-97018560	GWIS-25A	9-13617637	GWIS-14A
5-13610057	GWIS-43A	8-94232082	GWIS-26A	8-97018777	GWIS-34A	9-13617-637-1	GWIS-14A
5-13610077	GWIS-43A	8-94239649	GWIS-20A	8-97021171	GWIS-35A	9-13617801	GWIS-17A
5-13610105	GWIS-14A	8-94239851	GWIS-37A	8-97021772	GWIS-37A	9-94202-477-1	GWIS-01A
5-13610-105-0	GWIS-14A	8-94240089	GWIS-19A	8-97021773	GWIS-22A	9-94224093	GWIS-01A
5-13610124	GWIS-20A	8-94240378	GWIS-19A	8-97021774	GWIS-31A	9-94224894	GWIS-01A
5-13610150	GWIS-16A	8-94241525	GWIS-23A	8-97021775	GWIS-29A	T.K.4576	GWIS-27A
5-13610163	GWIS-43A	8-94244409	GWIS-20F	8-97028595	GWIS-43A	YJ01-15-100A	GWIS-42A
5-13610169	GWIS-43A	8-94251251	GWIS-20A	8-97031472	GWIS-33A		
5-13610170	GWIS-43A	8-94257855	GWIS-20A	8-97031473	GWIS-32A		
5-13610172	GWIS-23A	8-94310025	GWIS-25A	8-97037966	GWIS-25A		
5-13610174	GWIS-20A	8-94310251	GWIS-25A	8-97061280	GWIS-34A		
5-13610178	GWIS-23A	8-94329649	GWIS-20A	8-97062796	GWIS-25A		
5-13610179	GWIS-10A	8-94332637	GWIS-22A	8-97073951	GWIS-42A		
5-13610184	GWIS-37A	8-94332638	GWIS-31A	8-97081623	GWIS-31A		
5-13610187	GWIS-16A	8-94332920	GWIS-26A	8-97081624	GWIS-22A		
5-13610417	GWIS-10A	8-94332922	GWIS-29A	8-97084505	GWIS-29A		
5-13616169	GWIS-43A	8-94334671	GWIS-42A	8-97100852	GWIS-29A		
5-13616184	GWIS-37A	8-94372119	GWIS-35A	8-97105012	GWIS-45A		
5-86003637	GWIS-39A	8-94376832	GWIS-10A	8-97109676	GWIS-42A		
5-86003638	GWIS-39A	8-94376837	GWIS-20A	8-97123330	GWIS-25A		
5-86003639	GWIS-40A	8-94376843	GWIS-16A	8-97125424	GWIS-34A		
5-86003640	GWIS-40A	8-94376844	GWIS-25A	8-97125975	GWIS-34A		
5-86003904	GWIS-38A	8-94376846	GWIS-22A	8-97136127	GWIS-34A		
5-86003905	GWIS-38A	8-94376847	GWIS-31A	8-97167554	GWIS-44A		
5-86008904	GWIS-38A	8-94376848	GWIS-26A	8-97210501	GWIS-45A		
5-86008905	GWIS-38A	8-94376850	GWIS-29A	8-97312147	GWIS-50A		
5-86103073	GWIS-41A	8-94376851	GWIS-25A	8-97312147-3	GWIS-50A		
5-86123822	GWIS-41A	8-94376853	GWIS-35A	8-97333361	GWIS-42A		
5-86132944	GWIS-41A	8-94376854	GWIS-37A	8-97360200	GWIS-32A		
5-86154399	GWIS-41A	8-94376857	GWIS-37A	8-97372119	GWIS-35A		
5-94376864	GWIS-10A	8-94376858	GWIS-23A	8-97376843	GWIS-16A		
7-94140341	GWIS-25A	8-94376859	GWIS-20A	8-97602-757-0	GWIS-52A		
8-12559271	GWIS-53A	8-94376863	GWIS-43A	8-97602-773-0	GWIS-52A		
8-24576952	GWIS-53A	8-94376865	GWIS-17A	8-97602781	GWIS-48A		
8-64332637	GWIS-22A	8-94376866	GWIS-30A	8-97627355	GWIS-52A		
8-64332638	GWIS-31A	8-94379472	GWIS-25A	8-97627-355-0	GWIS-52A		
8-89017439	GWIS-53A	8-94379924	GWIS-35A	8-97627357	GWIS-51A		
8-90322506	GWIS-53A	8-94387613	GWIS-36A	8-97942209	GWIS-46A		
8-90466343	GWIS-53A	8-94390-599-0	GWIS-52A	8-97942972	GWIS-46A		
8-92064391	GWIS-47A	8-94394-137-7	GWIS-52A	8-98084-777-1	GWIS-52A		
8-92067078	GWIS-47A	8-94395-481-6	GWIS-52A	9-13610105	GWIS-14A		
8-94021773	GWIS-22A	8-94405039	GWIS-36A	9-13610179	GWIS-10A		
8-94104755	GWIS-23A	8-94411901	GWIS-36A	9-13610265	GWIS-10A		

CROSS REFERENCE

OEM ⇒ GMB		OEM ⇒ GMB		OEM ⇒ GMB		OEM ⇒ GMB	
KIA		KIA		MAZDA		MAZDA	
072715100C	GWK-27A	OK710 15 010	GWK-02AH	0222-15-010	GWMZ-01A	0K930-15-010A	GWMZ-31A
0FE1H15010G	GWK-32A	OK710-15-010	GWK-52A	0222-15-010C	GWMZ-01A	0K937-15-010	GWMZ-35A
0FE1H15010H	GWK-32A	OK71015010A	GWK-02AH	0222-15-010D	GWMZ-01A	1345-15-010	GWMZ-23A
OK01W 15 140	GWK-14F-01	OK71015010B	GWK-02AH	0257-15-010	GWMZ-07A	1345-15-010A	GWMZ-26A
OK028 15 140	GWK-06F-01	OK710-15-140A	GWK-52A	0259-15-010	GWMZ-07A	1361-15-010	GWMZ-13A*
OK038 15 140A	GWK-14F-03	OK900-15-010	GWK-25A	0259-15-010A	GWMZ-07A	1361-15-100	GWMZ-13A*
OK048 15 140A	GWK-06F-03	OK900-15-010G	GWK-25A	0259-15-010C	GWMZ-07A	1363-15-010	GWMZ-13A*
OK247-15-010	GWK-22A	OK917-15-010	GWK-25A	0259-15-010C	GWMZ-08A	1363-15-010A	GWMZ-13A*
OK247-15-010A	GWK-22A	OK930-15-010A	GWK-31A	0259-15-020	GWMZ-07A	1363-15-010B	GWMZ-13A*
OK247-15-010B	GWK-22A	OK9BV-15-010	GWK-21A	0290-15-010	GWMZ-34A	1363-15-100	GWMZ-13A*
OK247-15-010C	GWK-22A	RF951-5010	GWK-52A	0290-15-010A	GWMZ-34A	1363-15-100A	GWMZ-13A*
OK410 15 140	GWK-02F	VS01 15 140A	GWK-08F	0305-15-010	GWMZ-02A	1363-99-153	GWMZ-13A*
OK65A 15 140D	GWK-11F			0305-15-010C	GWMZ-02A	1456-15-010	GWMZ-28A
OK708 12 140A	GWK-12F			0305-15-010D	GWMZ-02A	1620-15-130A	GWMZ-16A
OK758 15 150D	GWK-03F			0305-15-010E	GWMZ-02A	1620-15-130C	GWMZ-16A
OK770 15 140C	GWK-05F			0305-99-151	GWMZ-02A	17400-76810	GWMZ-65A
OK77J 15 140	GWK-15F			0315-15-010	GWMZ-02A	17400-76820	GWMZ-66A
OK77M 15 140	GWK-17F			0315-15-010D	GWMZ-02A	1757-15-010	GWMZ-18A*
OK93715010	GWK-71A			0324-15-010	GWMZ-03A	1757-15-010B	GWMZ-18A*
0VN0115100	GWK-24A			0324-15-010A	GWMZ-03A	1757-15-010C	GWMZ-18A*
0VN01-15-100	GWK-24A			0324-15-010B	GWMZ-03A	1757-15-010E	GWMZ-18A*
0VN0115100B	GWK-24A			0324-15-010C	GWMZ-03A	1757-15-130B	GWMZ-18A*
0VN0115100C	GWK-24A			0324-15-010D	GWMZ-03A	1757-15-130C	GWMZ-18A*
1355-15-010B	GWK-13A			0324-15-010E	GWMZ-03A	1757-15-130D	GWMZ-18A*
25100-2X100	GWK-31A			0324-15-131	GWMZ-03A	1757-15-130E	GWMZ-18A*
25100-2Y000	GWK-22A			0324-15-140A	GWMZ-03A	1757-15-920	GWMZ-18A*
25100-2Y001	GWK-22A			0324-15-151A	GWMZ-03A	1757-15-920A	GWMZ-18A*
25100-3X000	GWK-19A			0324-99-151	GWMZ-03A	1757-15-920B	GWMZ-18A*
25124-2X000	GWK-26A			0324-99-151A	GWMZ-03A	1757-23-920	GWMZ-18A*
25215-2W100	GWK-22F			0381-15-010	GWMZ-10A	1757-23-920A	GWMZ-18A*
25215-4X100	GWK-19F			0381-15-010A	GWMZ-10A	1757-23-920B	GWMZ-18A*
25215-4X500	GWK-21F			0381-15-010B	GWMZ-10A	1757-23-920G	GWMZ-18A*
25215-4X600	GWK-24F			0381-15-010C	GWMZ-10A	1757-23-925	GWMZ-18A*
25215-4Z100	GWK-23F			0381-99-151	GWMZ-10A	1757-23-925B	GWMZ-18A*
25215-4Z200	GWK-20F-01			0381-99-151A	GWMZ-10A	1757-23-925E	GWMZ-18A*
8AB515010A	GWK-71A			0550-15-010	GWMZ-13A*	1757-23-925F	GWMZ-18A*
8AB815010A	GWK-71A			0552-15-010	GWMZ-14A	1757-99-153A	GWMZ-18A*
8AW215100	GWK-40A			0552-15-010G	GWMZ-14A	1A00-15-010	GWMZ-65A
9AW215100	GWK-40A			0552-15-010H	GWMZ-14A	1A01-15-010A	GWMZ-59A*
AA100-15-010A	GWK-20A			0552-15B-010	GWMZ-14A	1A02-15-010A	GWMZ-59A*
E7FZ-8501B	GWK-52A			0559-15-010	GWMZ-13A*	1A03-15-010	GWMZ-65A
E9JY8501B	GWK-71A			0636-15-010	GWMZ-13A*	1A04-15-010	GWMZ-66A
K431-15-010	GWK-40A			0636-15-100	GWMZ-13A*	1A05-15-010A	GWMZ-60A*
K631-15-100	GWK-18A			0706-15-010	GWMZ-08A	1A06-15-010	GWMZ-66A
K800-15-010	GWK-27A			0706-15-010C	GWMZ-08A	1A09-15-010D	GWMZ-63A*
KKY01-15-010	GWK-31A			0706-15-010D	GWMZ-08A	1A12-15-010B	GWMZ-61A*
KKY01-15-010D	GWK-31A			0706-15-010G	GWMZ-08A	1A12-15-010C	GWMZ-61A*
OFE3N15010D	GWK-19A			0727-15-100C	GWMZ-27A	1A13-15-010B	GWMZ-62A*
OFE3N-15-010D	GWK-19A			0750-15-010	GWMZ-13A*	1A13-15-010C	GWMZ-62A*
OFE3N-15-010E	GWK-19A			0750-15-010C	GWMZ-13A*	1A14-15-010	GWMZ-67A*
OFE3N15010F	GWK-19A			0750-15-100	GWMZ-13A*	1A14-15-010	GWMZ-67AH
OFE3N-15-010F	GWK-19A			0777-15-010	GWMZ-07A	1A14-15-010A	GWMZ-67A*
OFE3N15010G	GWK-19A			0777-15-010B	GWMZ-07A	1A14-15-010A	GWMZ-67AH
OK04R15010	GWK-02AH			0FE1H-15-010G	GWMZ-32A	1A14-15-010B	GWMZ-67A*
OK24A-15-010	GWK-17A			0FE1H-15-010H	GWMZ-32A	1A14-15-010B	GWMZ-67AH
OK30C15010A	GWK-31A			OK590-15-010	GWMZ-28A	1A14-15-010C	GWMZ-67A*
OK61415010A P01	GWK-18A			OK710-15-010	GWMZ-30A*	1A14-15-010C	GWMZ-67AH
OK63115100	GWK-18A			OK710-15-010A	GWMZ-30A*	1A14-15-010D	GWMZ-67A*
OK65A15100	GWK-15A			OK756-15-010	GWMZ-28A	1A14-15-010D	GWMZ-67AH
OK65A-15-100A	GWK-15A			OK900-15-010	GWMZ-25A	1A15-15-010	GWMZ-68A*
OK65A15100B	GWK-15A			OK900-15-010G	GWMZ-25A	1A15-15-010	GWMZ-68AH
OK706-15-010	GWK-23A			OK917-15-010	GWMZ-25A	1A15-15-010A	GWMZ-68A*

CROSS REFERENCE

OEM ⇒ GMB		OEM ⇒ GMB		OEM ⇒ GMB		OEM ⇒ GMB	
MAZDA		MAZDA		MAZDA		MAZDA	
1A15-15-010A	GWMZ-68AH	8AB3-15-010B	GWMZ-31A	8AH7-15-010	GWMZ-53A	B660-15-010B	GWMZ-35A
1A15-15-010B	GWMZ-68A*	8AB4-15-010	GWMZ-31A	8AH7-15-010C	GWMZ-53A	B660-15-010C	GWMZ-35A
1A15-15-010B	GWMZ-68AH	8AB4-15-010A	GWMZ-31A	8AK1-15-010	GWMZ-32A	B660-15-010E	GWMZ-35A
1A15-15-010C	GWMZ-68A*	8AB5-15-010	GWMZ-35A	8AK1-15-010A	GWMZ-32A	B660-15-010R	GWMZ-35A
1A15-15-010C	GWMZ-68AH	8AB5-15-010A	GWMZ-35A	8AK1-15-010B	GWMZ-32A	B6BF-15-010F	GWMZ-39A
1A17-15-010A	GWMZ-61A*	8AB6-15-010	GWMZ-51A	8AK2-15-010	GWMZ-43A	B6BFE-15-010	GWMZ-39A
1A18-15-010B	GWMZ-62A*	8AB6-15-010A	GWMZ-51A	8AK3-15-010B	GWMZ-74A	B6BFE-15-010A	GWMZ-39A
1A20-15-010A	GWMZ-72A*	8AB7-15-010	GWMZ-31A	8AL1-15-010	GWMZ-38A	B6BFE-15-010B	GWMZ-39A
1A20-15-010A	GWMZ-72AH	8AB8-15-010	GWMZ-35A	8AL1-15-010A	GWMZ-38A	B6BFE-15-010A	GWMZ-39A
1A21-15-010	GWMZ-73A*	8AB9-15-010	GWMZ-51A	8AL1-15-010B	GWMZ-38A	E301-15-010	GWMZ-21A*
1A21-15-010	GWMZ-73AH	8AB9-15-010A	GWMZ-51A	8AL2-15-010	GWMZ-36A	E301-15-010A	GWMZ-21A*
1A61-15-010B	GWMZ-60A*	8ABB-15-010	GWMZ-39A	8AL4-15-010	GWMZ-48A	E301-15-010B	GWMZ-21A*
1F00-15-010	GWMZ-44A	8ABB-15-010A	GWMZ-39A	8AL4-15-010A	GWMZ-48A	E301-15-010C	GWMZ-21A*
1N00-15-010	GWMZ-46A	8ABB-15-010AA	GWMZ-39A	8AL4-15-100	GWMZ-49A	E301-15-010D	GWMZ-21A*
1N05-15-010	GWMZ-46A	8ABB-15-010B	GWMZ-39A	8AL4-15-110	GWMZ-49A	E301-15-010F	GWMZ-21A*
1N19-15-010	GWMZ-46A	8ABC-15-010	GWMZ-55A	8ALA-15-010	GWMZ-49A	E5B6-15-010	GWMZ-21A*
21010-HC225	GWMZ-30A*	8ABE-15-010	GWMZ-55A	8ALA-15-100	GWMZ-49A	E5B6-15-010A	GWMZ-21A*
21010-HC400	GWMZ-71A	8ABS-15-010	GWMZ-35A	8ALA-15-100A	GWMZ-49A	E5B6-15-010B	GWMZ-21A*
21010-HC425	GWMZ-71A	8ABT-15-010A	GWMZ-21A	8AS4-15-010	GWMZ-03A	E5B6-15-010C	GWMZ-21A*
21010-HC426	GWMZ-71A	8AC4-15-010	GWMZ-48A	8AS4-15-010A	GWMZ-03A	E5B6-15-010D	GWMZ-21A*
21010-HC427	GWMZ-71A	8AD1-15-010	GWMZ-35A	8AS6-15-010	GWMZ-32A	E5B6-15-010N	GWMZ-21A*
21010-J2004	GWMZ-71A	8AD2-15-010	GWMZ-31A	8AS6-15-010A	GWMZ-71A	E92Z-8501A	GWMZ-71A
21011-HA101	GWMZ-70A	8AD2-15-010A	GWMZ-31A	8AW1-15-100	GWMZ-22A	F02Z-8501A	GWMZ-71A
21011-HC230	GWMZ-30A*	8AE2-15-010	GWMZ-42A	8AW1-15-100A	GWMZ-22A	F4BZ-8501B	GWMZ-31A
21011-HC400	GWMZ-71A	8AE2-15-010A	GWMZ-42A	8AW2-15-100	GWMZ-40A	F59Z8501A	GWMZ-45A
21013-HA000	GWMZ-58A	8AG1-15-010	GWMZ-29A	8AW2-15-100A	GWMZ-40A*	F7GZ-8501A	GWMZ-31A
2S7Z 8501-BG	GWMZ-75A	8AG1-15-010A	GWMZ-29A	8AW3-15-100	GWMZ-22A	F801-15-010	GWMZ-25A
2X4Z 8507-BA	GWMZ-75A	8AG1-15-010B	GWMZ-29A	8AW3-15-100A	GWMZ-22A	F801-15-010A	GWMZ-25A
3299-15-010	GWMZ-24A	8AG2-15-010	GWMZ-56A	8AW3-15-100B	GWMZ-22A	F801-15-010B	GWMZ-25A
3648-15-130	GWMZ-18A*	8AG2-15-010A	GWMZ-56A	8AW4-15-100	GWMZ-40A*	F801-15-010C	GWMZ-25A
3648-15-130A	GWMZ-18A*	8AG2-15-010B	GWMZ-56A	8AW4-15-100A	GWMZ-40A*	F801-15-010D	GWMZ-25A
3648-15-130B	GWMZ-18A*	8AG2-15-010C	GWMZ-56A	8AW5-15-100	GWMZ-52A	FE3P-15-100	GWMZ-56A
3648-15-130C	GWMZ-18A*	8AG2-15-100	GWMZ-30A*	8AW8-15-010	GWMZ-40A*	FE79-15-010	GWMZ-29A
3648-15-130D	GWMZ-18A*	8AG2-15-100B	GWMZ-30A*	8AW8-15-100	GWMZ-40A	FE79-15-010B	GWMZ-29A
3648-15-130E	GWMZ-18A*	8AG2-15-100C	GWMZ-30A*	8AWA-15-100	GWMZ-52A	FE79-15-010C	GWMZ-29A
3648-15-130F	GWMZ-18A*	8AG3-15-010	GWMZ-25A	8AWA-15-100A	GWMZ-52A	FE79-15-010D	GWMZ-29A
3648-15-130G	GWMZ-18A*	8AG3-15-010B	GWMZ-25A	8AWB-15-100	GWMZ-76A	FE79-15-010E	GWMZ-29A
4892-15-010	GWMZ-13A*	8AG3-15-010D	GWMZ-25A	9013028-02	GWMZ-29A	FE79-15-010F	GWMZ-29A
4892-15-010F	GWMZ-13A*	8AG3-15-100	GWMZ-25A	97TM-85-05A	GWMZ-47A	FE79-15-010G	GWMZ-29A
5L8Z 8501-A	GWMZ-75A	8AG4-15-010	GWMZ-50A*	9AW2-15-100	GWMZ-40A*	FE79-15-010H	GWMZ-29A
5M8Z 8501-A	GWMZ-75A	8AG4-15-010A	GWMZ-50A*	AJ03-15-010	GWMZ-54A*	FE79-15-010J	GWMZ-29A
5M8Z 8501-B	GWMZ-75A	8AG6-15-010	GWMZ-30A*	AJ03-15-010B	GWMZ-54A*	FEMJ-15-100	GWMZ-71A
81BB-15-010A	GWMZ-39A	8AG6-15-010A	GWMZ-30A*	AJ03-15-010G	GWMZ-75A	FEMJ-15-100R	GWMZ-32A
8363-15-010	GWMZ-13A*	8AG7-15-010	GWMZ-25A	AJ57-15-116	GWMZ-75A	FP01-15-010	GWMZ-69A
8553-15-010A	GWMZ-18A*	8AG7-15-010A	GWMZ-25A	AJY1-15-010	GWMZ-54A*	FP01-15-010F	GWMZ-69A
8553-15-010B	GWMZ-18A*	8AG7-15-010B	GWMZ-25A	AZ01-15-010	GWMZ-64A	FP01-15-010G	GWMZ-69A
8553-15-010C	GWMZ-18A*	8AG8-15-010	GWMZ-69A	AZ01-15-011	GWMZ-64A	FS01-15-010F	GWMZ-41A
8553-15-010D	GWMZ-18A*	8AG9-15-010	GWMZ-41A	AZ01-15-012	GWMZ-64A	G601-15-010C	GWMZ-38A
8553-15-010E	GWMZ-18A*	8AG9-15-010A	GWMZ-41A	AZ01-15-013	GWMZ-64A	G601-15-010D	GWMZ-38A
8553-15-010F	GWMZ-18A*	8AGA-15-010	GWMZ-50A	AZ12-15-010	GWMZ-64A	GE19-15-010	GWMZ-14A
8872-15-010	GWMZ-18A*	8AH2-15-010	GWMZ-32A	AZ12-15-010A	GWMZ-64A	GY01-15-010B	GWMZ-54A*
8872-15-010A	GWMZ-18A*	8AH2-15-010A	GWMZ-32A	AZ12-15-010B	GWMZ-64A	JE48-15-010E	GWMZ-53A
8872-15-010B	GWMZ-18A*	8AH2-15-010B	GWMZ-32A	AZ13-15-010	GWMZ-64A	JE96-15-010B	GWMZ-48A
8872-15-010C	GWMZ-18A*	8AH3 15 010EA	GWMZ-36A	AZ13-15-010A	GWMZ-64A	K431-15-010	GWMZ-40A*
8872-15-010D	GWMZ-18A*	8AH3-15-010	GWMZ-36A	B301-15-010	GWMZ-31A	K590-15-010	GWMZ-28A
8872-15-010E	GWMZ-18A*	8AH3-15-010A	GWMZ-36A	B33G-15-010	GWMZ-31A	K710-15-010	GWMZ-30A*
8872-15-010F	GWMZ-18A*	8AH3-15-010B	GWMZ-36A	B3C7-15-010	GWMZ-31A	K756-15-010	GWMZ-28A
8872-15-010G	GWMZ-18A*	8AH3-15-010C	GWMZ-36A	B3C7-15-010A	GWMZ-31A	K800-15-010	GWMZ-27A
8AB1-15-010	GWMZ-21A*	8AH3-15-010D	GWMZ-36A	B3C7-15-010B	GWMZ-31A	KJ01-15-010H	GWMZ-74A
8AB2-15-010	GWMZ-21A*	8AH3-15-010E	GWMZ-36A	B630-15-010	GWMZ-31A	KJ01-15-106A	GWMZ-74A
8AB3-15-010	GWMZ-31A	8AH3-15-010EA	GWMZ-36A	B630-15-010A	GWMZ-31A	KKY01-15-010	GWMZ-31A
8AB3-15-010A	GWMZ-31A	8AH4-15-010	GWMZ-32A	B630-15-010D	GWMZ-31A	KL47-15-010	GWMZ-43A

CROSS REFERENCE

OEM ⇒ GMB		OEM ⇒ GMB		OEM ⇒ GMB		OEM ⇒ GMB	
MAZDA		MAZDA		MERCEDES BENZ		MITSUBISHI	
KL47-15-010C	GWMZ-43A	ZZM1-15-010	GWMZ-37A	1022000520	GWBE-06A	1300A036	GWM-90A
L327-15-100	GWMZ-58A	ZZM3-15-010	GWMZ-44A	1022000620	GWBE-06A	1300A040	GWM-64A
L327-15-100A	GWMZ-58A	ZZM5-15-010	GWMZ-47A	1022000920	GWBE-06A	1300A045	GWM-100A
LF01-15-100A	GWMZ-58A	ZZM7-15-010	GWMZ-45A	1022003901	GWBE-06A	1300A065	GWM-78A
LF52-15-100	GWMZ-58A	ZZMA-15-010	GWMZ-37A	1022004901	GWBE-06A	1300A066	GWM-78A
LF70-15-010	GWMZ-58A	ZZP0-15-010	GWMZ-44A	1022005001	GWBE-06A	1300A069	GWM-81A
LF94-15-100A	GWMZ-58A	ZZP0-15-010A	GWMZ-44A	1022006201	GWBE-06A	1300A082	GWM-93AM*
MQ906188	GWMZ-71A			1102001720	GWBE-02A	1300A082	GWM-93AMH*
N225-15-010	GWMZ-18A*			1102010101	GWBE-02A	1300A082	GWM-93AMP*
N225-15-010C	GWMZ-18A*			1152001820	GWBE-02A	1300A082	GWM-93AMPH
N225-15-010D	GWMZ-18A*			1172000202	GWBE-03A	1300A083	GWM-93A/AH
N225-15-010E	GWMZ-18A*			1172000901	GWBE-03A	1300A083	GWM-93AM*
N225-15-010F	GWMZ-18A*			1172002801	GWBE-03A	1300A083	GWM-93AMH*
N225-15-010G	GWMZ-18A*			1172003801	GWBE-03A	1300A083	GWM-93AMP*
N225-15-010H	GWMZ-18A*			1172010201	GWBE-03A	1300A083	GWM-93AMPH
N225-15-010I	GWMZ-18A*			1212001020	GWBE-02A	1300A087	GWM-90A
N232-99-153	GWMZ-18A*			6172000620	GWBE-02A	25100-21000	GWM-17A
N232-99-153A	GWMZ-18A*			110-200-0120	GWBE-02A	25100-21020	GWM-17A
OK900-15-010A	GWMZ-25A			110-200-0920	GWBE-02A	25100-21030	GWM-17A
OK900-15-010G	GWMZ-25A			110-200-0980	GWBE-02A	25100-22012	GWM-17A
PN11-15-010A	GWMZ-51A			110-200-1720	GWBE-02A	25100-25002	GWM-93AM*
PN40-15-010	GWMZ-51A			111-200-0401	GWBE-04A	25100-25002	GWM-93AMH*
R201-15-010	GWMZ-30A*			111-200-4001	GWBE-04A	25100-25002	GWM-93AMP*
R201-15-010A	GWMZ-30A*			111-201-0401	GWBE-04A	25100-25002	GWM-93AMPH
R201-15-010B	GWMZ-30A*			112-200-0123	GWBE-05A	25100-25010	GWM-17A
R201-15-010C	GWMZ-30A*			112-200-0201	GWBE-05A	25100-33001	GWM-53A
R2S2-15-010B	GWMZ-30A*			112-200-0401	GWBE-05A	25100-33011	GWM-53A
R630-15-010	GWMZ-31A			112-200-1101	GWBE-05A	25100-33012	GWM-53A
RF01-99-154	GWMZ-30A			112-200-1401	GWBE-05A	25100-33020	GWM-45A
RF01-99-154A	GWMZ-30A			112-202-0110	GWBE-05A	25100-33101	GWM-40A*
RF03-15-010	GWMZ-30A*			115-200-0020	GWBE-02A	25100-33111	GWM-40A*
RF03-15-010B	GWMZ-30A*			115-200-1520	GWBE-02A	25100-33112	GWM-40A*
RF2A-15-100A	GWMZ-70A			115-200-1580	GWBE-02A	25100-33132	GWM-40A*
RF2A-15-100B	GWMZ-70A			117 200 08 01	GWBE-03A	25100-35010	GWM-40A*
RF2A-15-100C	GWMZ-70A			117 200 38 01	GWBE-03A	25100-35020	GWM-40A*
RF95-15-010	GWMZ-30A*			117-200-0001	GWBE-03A	25100-35050	GWM-40A*
RF95-15-010C	GWMZ-30A*			117-200-0201	GWBE-03A	25100-36010	GWM-40A*
RF95-15-100B	GWMZ-30A*			117-200-0301	GWBE-03A	8BU1-15-010	GWM-37A
RFF5-7E-8505	GWMZ-44A			117-200-0801	GWBE-03A	AD077219	GWM-34A
RFFS-7E-8505	GWMZ-44A			121-200-0920	GWBE-02A	CW767153	GWM-92A
RFG1-15-100	GWMZ-25A			A102 500 50 01 018	GWBE-06A	K435080-1	GWM-02A
SE01-15-010	GWMZ-22A			A1172000301	GWBE-03A	K485050-0	GWM-01A
SE01-15-100	GWMZ-22A			A1172003801	GWBE-03A	MB302010	GWM-55A
SEA1-15-100	GWMZ-22A					MD001300	GWM-01A
SEA1-15-100B	GWMZ-22A					MD009000	GWM-12A
SL01-15-100	GWMZ-40A*					MD009019	GWM-12A
SL01-15-100D	GWMZ-40A*					MD011300	GWM-02A
SLA1-15-100A	GWMZ-40A					MD011757	GWM-27A
SLE1-15-100	GWMZ-40A*					MD015030	GWM-20A
SLN1-15-100B	GWMZ-76A					MD015045	GWM-33A
TF04-15-100A	GWMZ-52A					MD017301	GWM-18A
TF04-15-100B	GWMZ-52A					MD017302	GWM-31A
TF04-15-100S	GWMZ-52A					MD019461	GWM-30A
WL11-15-100E	GWMZ-49A					MD019465	GWM-28A
WL81-15-100A	GWMZ-49A					MD021490	GWM-13A
ZJ01-15-010A	GWMZ-57A					MD021502	GWM-13F
ZJ01-15-010B	GWMZ-57A					MD025190	GWM-22A
ZJ01-15-010C	GWMZ-57A					MD025474	GWM-26A
ZL01-15-010	GWMZ-55A					MD025475	GWM-26A
ZL01-15-010A	GWMZ-55A					MD030750	GWM-16A
ZZL0-15-010	GWMZ-47A					MD030751	GWM-14A
ZZL0-15-010A	GWMZ-47A					MD030863	GWM-17A

CROSS REFERENCE

OEM ⇒ GMB		OEM ⇒ GMB		OEM ⇒ GMB		OEM ⇒ GMB	
MITSUBISHI		MITSUBISHI		MITSUBISHI		MITSUBISHI	
MD034152	GWM-19A	MD972456	GWM-47A	MD997485	GWM-46A	ME993965	GWM-101A
MD034204	GWM-13F	MD972934	GWM-61A	MD997515	GWM-40A*	ME995072	GWM-97A
MD041041	GWM-23A	MD973025	GWM-51A	MD997536	GWM-63A	ME995286	GWM-67A
MD041050	GWM-24A	MD974649	GWM-77A	MD997609	GWM-17A	ME995288	GWM-94A
MD050450	GWM-32A	MD974719	GWM-19A	MD997609A	GWM-17A	ME995358	GWM-96A
MD060460	GWM-39A	MD974748	GWM-32A	MD997610	GWM-12A	ME995424	GWM-65A
MD076245	GWM-36A	MD974748	GWM-39A	MD997611	GWM-46A	ME995426	GWM-65A
MD077219	GWM-34A	MD974899	GWM-70A	MD997612	GWM-23A	ME996789	GWM-57A
MD079714	GWM-35A	MD974999	GWM-52A	MD997613	GWM-23A	ME996790	GWM-83A
MD093608	GWM-13A	MD975292	GWM-13A	MD997614	GWM-27A	ME996792	GWM-67A
MD117633	GWM-41A	MD975644	GWM-81A	MD997614A	GWM-27A	ME996801	GWM-95A
MD117633	GWM-43A	MD975913	GWM-81A	MD997615	GWM-23A	ME996804	GWM-95A
MD121243	GWM-45A	MD976464	GWM-80A	MD997615A	GWM-23A	ME996861	GWM-33A
MD129490	GWM-42A	MD976943	GWM-80A	MD997616	GWM-37A	ME996863	GWM-33A
MD166048	GWM-39A	MD977025	GWM-73A	MD997616A	GWM-37A	ME996865	GWM-68A
MD168048	GWM-39A	MD977210	GWM-64A	MD997618	GWM-39A	ME996868	GWM-65A
MD168050	GWM-39A	MD977244	GWM-40A*	MD997619	GWM-46A	ME997152	GWM-33A
MD179030	GWM-47A	MD977311	GWM-81A	MD997619A	GWM-19A	ME997692	GWM-67A
MD188340	GWM-50A	MD977503	GWM-79A*	MD997620	GWM-53A	MN143664	GWM-91A
MD195193	GWM-72A	MD978552	GWM-81A	MD997621	GWM-44A	MN155686	GWM-82A
MD199527	GWM-71A	MD978743	GWM-51A	MD997622	GWM-45A	MN187244	GWM-93AM*
MD300389	GWM-61A	MD978764	GWM-51A	MD997634	GWM-40A*	MN187244	GWM-93AMH*
MD300799	GWM-47A	MD979171	GWM-79A*	MD997643	GWM-50A	MN187244	GWM-93AMP*
MD300802	GWM-48A	MD979313	GWM-78A	MD997685	GWM-49A	MN187244	GWM-93AMPH
MD301847	GWM-39A	MD979395	GWM-78A	MD997686	GWM-52A	MO313301	GWM-58A
MD302010	GWM-55A	MD980000	GWM-40A*	MD997688	GWM-64A	MQ911534	GWM-86A
MD306414	GWM-47A	MD997001	GWM-39A	MD997689	GWM-64A	PW811592	GWM-85A
MD309756	GWM-59A	MD997033	GWM-26A	MD997692	GWM-69A		
MD313301	GWM-58A	MD997074	GWM-30A	MD997699	GWM-46A		
MD317677	GWM-66A	MD997075	GWM-16A	MD997921	GWM-44A		
MD317679	GWM-99F	MD997076	GWM-17A	MD998079	GWM-23A		
MD323372	GWM-54A	MD997077	GWM-12A	ME013169	GWM-68A		
MD346790	GWM-59A	MD997078	GWM-19A	ME013406	GWM-33A		
MD348731	GWM-102A	MD997079	GWM-23A	ME013408	GWM-33A		
MD350772	GWM-75A	MD997080	GWM-23A	ME013410	GWM-68A		
MD352389	GWM-76A	MD997081	GWM-27A	ME013864	GWM-33A		
MD365087	GWM-54A	MD997082	GWM-13A	ME013866	GWM-33A		
MD370803	GWM-54A	MD-997082	GWM-13A	ME015005	GWM-20A		
MD371345	GWM-103A	MD997083	GWM-26A	ME015010	GWM-20A		
MD664616	GWM-39A	MD997084	GWM-32A	ME015020	GWM-20A		
MD970338	GWM-24A	MD997124	GWM-35A	ME015030	GWM-33A		
MD971538	GWM-48A	MD997147	GWM-67A	ME015040	GWM-33A		
MD971539	GWM-56A	MD997149	GWM-13A	ME015045	GWM-33A		
MD971582	GWM-23A	MD997150	GWM-39A	ME015050	GWM-33A		
MD971983	GWM-50A	MD997151	GWM-39A	ME015202	GWM-20A		
MD972001	GWM-39A	MD997157	GWM-37A	ME015217	GWM-65A		
MD972002	GWM-52A	MD997158	GWM-37A	ME035292	GWM-95A		
MD972003	GWM-40A*	MD997160	GWM-39A	ME035293	GWM-95A		
MD972003	GWM-74A*	MD997170	GWM-39A	ME035318	GWM-95A		
MD972004	GWM-40A*	MD997177	GWM-69A	ME075046	GWM-95A		
MD972004	GWM-74A*	MD997178	GWM-37A	ME075049	GWM-95A		
MD972004A	GWM-40A*	MD997244	GWM-40A*	ME075249	GWM-95A		
MD972005	GWM-50A	MD997401	GWM-63A	ME200411	GWM-57A		
MD972006	GWM-56A	MD997402	GWM-43A	ME202890	GWM-67A		
MD972050	GWM-48A	MD997409	GWM-43A	ME993473	GWM-57A		
MD972051	GWM-23A	MD997417	GWM-44A	ME993474	GWM-83A		
MD972052	GWM-44A	MD997418	GWM-53A	ME993475	GWM-67A		
MD972052A	GWM-44A	MD997419	GWM-13A	ME993476	GWM-67A		
MD972053	GWM-45A	MD997421	GWM-46A	ME993513	GWM-33A		
MD972053A	GWM-45A	MD997430	GWM-45A	ME993515	GWM-68A		
MD972054	GWM-56A	MD997464	GWM-14A	ME993839	GWM-98A		
MD972440	GWM-60A	MD997465	GWM-24A	ME993839	GWM-98AM		

CROSS REFERENCE

OEM ⇒ GMB		OEM ⇒ GMB		OEM ⇒ GMB		OEM ⇒ GMB	
NISSAN		NISSAN		NISSAN		NISSAN	
17400-50Z02	GWN-90AM	21010-0P526	GWN-95A	21010-21001	GWN-03A	21010-42L26	GWN-32A
1N01-15-010	GWN-55A	21010-0P527	GWN-95A	21010-21002	GWN-03A	21010-43G02	GWN-46AF
1N11-15-010	GWN-48A	21010-0P528	GWN-95A	21010-21025	GWN-03A	21010-43G03	GWN-46AF
1N18-15-010	GWN-73A	21010-0P529	GWN-95A	21010-21026	GWN-03A	21010-43G25	GWN-46AF
1N20-15-010	GWN-48A	21010-0T025	GWN-78A	21010-21027	GWN-03A	21010-43G26	GWN-46AF
1N21-15-010	GWN-42A	21010-0W002	GWN-61A	21010-21028	GWN-03A	21010-43G27	GWN-46AF
21010-01B25	GWN-29A	21010-0W003	GWN-61A	21010-21083	GWN-03A	21010-43G28	GWN-46AF
21010-01B26	GWN-29A	21010-0W025	GWN-61A	21010-21085	GWN-03A	21010-43G29	GWN-46AF
21010-01B27	GWN-29A	21010-0W026	GWN-61A	21010-21088	GWN-03A	21010-43G85	GWN-46AF
21010-01B28	GWN-29A	21010-0W027	GWN-61A	21010-21089	GWN-03A	21010-43G86	GWN-46AF
21010-01B29	GWN-29A	21010-0W028	GWN-61A	21010-22J00	GWN-68A	21010-43G87	GWN-46AF
21010-01BY9	GWN-29A	21010-0Z800	GWN-50A	21010-23025	GWN-12AF	21010-43G88	GWN-46AF
21010-01M00	GWN-24A	21010-10G25	GWN-37A	21010-23028	GWN-12AF	21010-43G89	GWN-46AF
21010-01M01	GWN-24A	21010-10G26	GWN-37A	21010-24B25	GWN-72A	21010-44G00	GWN-64A
21010-01M25	GWN-24A	21010-10G94	GWN-37A	21010-24U10	GWN-32A	21010-44G25	GWN-64A
21010-01T00	GWN-38A	21010-10GY6	GWN-37A	21010-24U25	GWN-32A	21010-44G26	GWN-64A
21010-01T25	GWN-38A	21010-10V00	GWN-59A	21010-24U27	GWN-32A	21010-44G27	GWN-64A
21010-01T26	GWN-38A	21010-10V25	GWN-59A	21010-26E25	GWN-36A	21010-44G28	GWN-64A
21010-01T27	GWN-38A	21010-10V26	GWN-59A	21010-28J25	GWN-68A	21010-44G29	GWN-64A
21010-01T85	GWN-38A	21010-10V27	GWN-59A	21010-28J26	GWN-68A	21010-4A00A	GWN-80A*
21010-01T87	GWN-38A	21010-10V28	GWN-59A	21010-2S525	GWN-46AF	21010-4A00D	GWN-81A*
21010-01T88	GWN-38A	21010-12G25	GWN-41A	21010-2S526	GWN-46AF	21010-4A00G	GWN-80A*
21010-02N03	GWN-47AF	21010-12G26	GWN-41A	21010-2S526	GWN-65AF	21010-4A00J	GWN-81A*
21010-02N25	GWN-47AF	21010-12G27	GWN-41A	21010-2S527	GWN-46AF	21010-4A0A1	GWN-80A*
21010-02N85	GWN-47AF	21010-12G28	GWN-41A	21010-30R05	GWN-43A	21010-4A0A2	GWN-80A*
21010-02N88	GWN-47AF	21010-13200	GWN-01A	21010-30R06	GWN-43A	21010-4A0A3	GWN-81A*
21010-02N90	GWN-47AF	21010-13201	GWN-01A	21010-30RY6	GWN-43A	21010-4A0A4	GWN-80A*
21010-02N93	GWN-47AF	21010-13202	GWN-01A	21010-31U00	GWN-51A	21010-4A0A5	GWN-81A*
21010-02N94	GWN-47AF	21010-13205	GWN-01A	21010-31U25	GWN-51A	21010-4A0A6	GWN-80A*
21010-02P03	GWN-28A	21010-13206	GWN-01A	21010-31U26	GWN-51A	21010-4A0A7	GWN-81A*
21010-02P25	GWN-28A	21010-13225	GWN-01A	21010-31U28	GWN-51A	21010-4M500	GWN-73A
21010-02P26	GWN-28A	21010-13226	GWN-01A	21010-31U85	GWN-51A	21010-4M525	GWN-73A
21010-02P27	GWN-28A	21010-16A25	GWN-26A	21010-31W25	GWN-19A	21010-4M526	GWN-73A
21010-02P28	GWN-28A	21010-16A26	GWN-26A	21010-31W94	GWN-19A	21010-4S100	GWN-61A
21010-02P29	GWN-28A	21010-16A27	GWN-26A	21010-35V27	GWN-46AF	21010-4S105	GWN-61A
21010-02P85	GWN-28A	21010-16A85	GWN-26A	21010-35V28	GWN-46AF	21010-4S125	GWN-61A
21010-03J25	GWN-45A	21010-16AY5	GWN-26A	21010-37501	GWN-10A	21010-4S126	GWN-61A
21010-03J26	GWN-45A	21010-16E01	GWN-36A	21010-37502	GWN-10A	21010-50A11	GWN-49A
21010-03M00	GWN-42A	21010-16E02	GWN-36A	21010-37503	GWN-10A	21010-50A25	GWN-24A
21010-05E25	GWN-63A	21010-16E03	GWN-36A	21010-37504	GWN-10A	21010-50A26	GWN-24A
21010-05E26	GWN-63A	21010-16E25	GWN-36A	21010-37506	GWN-10A	21010-50A27	GWN-24A
21010-05E27	GWN-63A	21010-16E26	GWN-36A	21010-37522	GWN-10A	21010-50A28	GWN-49A
21010-06E01	GWN-36A	21010-16S85	GWN-26A	21010-37523	GWN-10A	21010-50A29	GWN-49A
21010-06E02	GWN-35A	21010-17S25	GWN-05A	21010-37524	GWN-10A	21010-50A89	GWN-49A
21010-06E25	GWN-35A	21010-17S26	GWN-05A	21010-37525	GWN-10A	21010-50A94	GWN-24A
21010-06E26	GWN-35A	21010-17S27	GWN-05A	21010-37526	GWN-10A	21010-50AY8	GWN-49A
21010-06J25	GWN-60A	21010-17SY7	GWN-05A	21010-37527	GWN-10A	21010-50K28	GWN-05A
21010-06J26	GWN-60A	21010-18000	GWN-02A	21010-37528	GWN-10A	21010-50K29	GWN-71A
21010-06J27	GWN-60A	21010-18001	GWN-02A	21010-37529	GWN-10A	21010-50T25	GWN-38A
21010-06J28	GWN-60A	21010-18002	GWN-02A	21010-37585	GWN-10A	21010-50T26	GWN-38A
21010-06J29	GWN-60A	21010-18025	GWN-02A	21010-40F00	GWN-40A	21010-50T27	GWN-38A
21010-09W24	GWN-19A	21010-18027	GWN-02A	21010-40F01	GWN-40A	21010-50V25	GWN-31A
21010-09W25	GWN-19A	21010-19B25	GWN-72A	21010-40F25	GWN-40A	21010-50VY5	GWN-31A
21010-09W26	GWN-19A	21010-19BY5	GWN-72A	21010-40F26	GWN-40A	21010-52F00	GWN-79A
21010-09W94	GWN-19A	21010-1E400	GWN-50A	21010-40F27	GWN-40A	21010-52F01	GWN-79A
21010-0F002	GWN-65AF	21010-1E401	GWN-50A	21010-41B00	GWN-44A	21010-53J00	GWN-48A
21010-0F003	GWN-65AF	21010-1E402	GWN-50A	21010-41B01	GWN-44A	21010-53J01	GWN-48A
21010-0M300	GWN-42A	21010-1E403	GWN-50A	21010-41B02	GWN-44A	21010-53J02	GWN-48A
21010-0M301	GWN-42A	21010-1E425	GWN-50A	21010-41B03	GWN-44A	21010-53J03	GWN-48A
21010-0M302	GWN-42A	21010-1E4Y0	GWN-50A	21010-42L00	GWN-32A	21010-53J04	GWN-48A
21010-0P503	GWN-95A	21010-1N526	GWN-48A	21010-42L01	GWN-32A	21010-53J05	GWN-48A
21010-0P525	GWN-95A	21010-21000	GWN-03A	21010-42L25	GWN-32A	21010-53J25	GWN-48A

CROSS REFERENCE

OEM ⇒ GMB		OEM ⇒ GMB		OEM ⇒ GMB		OEM ⇒ GMB	
NISSAN		NISSAN		NISSAN		NISSAN	
21010-53Y00	GWN-42A	21010-78201	GWN-06A	21010-AX000	GWN-92A	21010-G81Y5	GWN-57A
21010-53Y01	GWN-42A	21010-78202	GWN-06A	21010-AX00A	GWN-92A	21010-H0125	GWN-02A
21010-54A15	GWN-55A	21010-78203	GWN-06A	21010-AX401	GWN-91A	21010-H1025	GWN-02A
21010-54A26	GWN-55A	21010-78225	GWN-06A	21010-B1762	GWN-49A	21010-H1026	GWN-02A
21010-54A27	GWN-55A	21010-78226	GWN-06A	21010-BA010	GWN-20A	21010-H5000	GWN-02A
21010-57J00	GWN-52A	21010-79L00	GWN-70A	21010-BX000	GWN-92A	21010-H5025	GWN-02A
21010-57J01	GWN-52A	21010-79L25	GWN-70A	21010-C6025	GWN-21A	21010-H5028	GWN-02A
21010-57J02	GWN-52A	21010-7B000	GWN-94A	21010-C6026	GWN-21A	21010-H6010	GWN-02A
21010-57J03	GWN-52A	21010-7Y00A	GWN-93A	21010-C6500	GWN-21A	21010-H7201	GWN-11A
21010-57J25	GWN-52A	21010-7Y025	GWN-93A	21010-C6525	GWN-21A	21010-H7202	GWN-11A
21010-57J27	GWN-52A	21010-7Y026	GWN-93A	21010-C6526	GWN-21A	21010-H7203	GWN-11A
21010-57J28	GWN-52A	21010-80G01	GWN-65AF	21010-C65Y6	GWN-21A	21010-H7225	GWN-11A
21010-58025	GWN-08A	21010-80G25	GWN-65AF	21010-D0104	GWN-20A	21010-H7226	GWN-11A
21010-58S00	GWN-32A	21010-80G26	GWN-65AF	21010-D0125	GWN-20A	21010-H7227	GWN-11A
21010-58S25	GWN-32A	21010-80G27	GWN-65AF	21010-D0126	GWN-20A	21010-H7287	GWN-11A
21010-59Y25	GWN-67A	21010-80G28	GWN-65AF	21010-D0194	GWN-20A	21010-H7289	GWN-11A
21010-59Y26	GWN-67A	21010-80G29	GWN-65AF	21010-D01Y6	GWN-20A	21010-H7725	GWN-11A
21010-5L326	GWN-74A	21010-80G85	GWN-65AF	21010-E3000	GWN-05A	21010-H9100	GWN-11A
21010-5L327	GWN-74A	21010-80G86	GWN-65AF	21010-E3001	GWN-05A	21010-H9300	GWN-11A
21010-5L328	GWN-74A	21010-80G87	GWN-65AF	21010-E3002	GWN-05A	21010-J5025	GWN-06A
21010-5M000	GWN-73A	21010-80G88	GWN-65AF	21010-E3003	GWN-05A	21010-JK00A	GWN-93A
21010-5M025	GWN-73A	21010-80G89	GWN-65AF	21010-E3004	GWN-05A	21010-L1100	GWN-30A
21010-61504	GWN-53A	21010-80W00	GWN-23AF	21010-E3005	GWN-05A	21010-L1101	GWN-30A
21010-61505	GWN-53A	21010-80W26	GWN-23AF	21010-E3025	GWN-05A	21010-L1125	GWN-30A
21010-61526	GWN-53A	21010-80W27	GWN-23AF	21010-E3026	GWN-05A	21010-L1126	GWN-30A
21010-61527	GWN-53A	21010-80W89	GWN-23AF	21010-E3027	GWN-05A	21010-M0100	GWN-02A
21010-61528	GWN-53A	21010-80W93	GWN-23AF	21010-E3028	GWN-05A	21010-M0125	GWN-02A
21010-61529	GWN-53A	21010-80W94	GWN-23AF	21010-E3087	GWN-05A	21010-M6601	GWN-02A
21010-61585	GWN-53A	21010-81T00	GWN-68A	21010-EB300	GWN-84A	21010-M6625	GWN-02A
21010-61594	GWN-53A	21010-81T25	GWN-68A	21010-EB325	GWN-84A	21010-M6626	GWN-02A
21010-615Y5	GWN-53A	21010-81T26	GWN-68A	21010-ED025	GWN-89A	21010-M6686	GWN-02A
21010-65F01	GWN-75A	21010-82W25	GWN-23AF	21010-ED325	GWN-87A	21010-M6689	GWN-02A
21010-65F25	GWN-75A	21010-85G25	GWN-54A	21010-EE025	GWN-88A	21010-M66Y6	GWN-02A
21010-65F26	GWN-75A	21010-85G26	GWN-54A	21010-EN225	GWN-90A	21010-N5803	GWN-23AF
21010-65F27	GWN-75A	21010-85G27	GWN-54A	21010-ET025	GWN-90A	21010-N5826	GWN-23AF
21010-66000	GWN-06A	21010-85V00	GWN-27A*	21010-F4300	GWN-42A	21010-N5827	GWN-23AF
21010-66001	GWN-06A	21010-85V02	GWN-27A*	21010-F4400	GWN-50A	21010-N5828	GWN-23AF
21010-66010	GWN-06A	21010-86G00	GWN-40A	21010-F461A	GWN-86A	21010-N5829	GWN-23AF
21010-66011	GWN-06A	21010-88R00	GWN-42A	21010-F461B	GWN-86A	21010-N5885	GWN-23AF
21010-66026	GWN-06A	21010-88R01	GWN-42A	21010-F4625	GWN-73A	21010-N5886	GWN-23AF
21010-66027	GWN-06A	21010-88R10	GWN-42A	21010-F462A	GWN-86A	21010-N8525	GWN-12AF
21010-66028	GWN-06A	21010-89TA2	GWN-66A	21010-F6500	GWN-69A	21010-N8526	GWN-12AF
21010-69T02	GWN-64A	21010-89TA7	GWN-66A	21010-F6525	GWN-69A	21010-N8527	GWN-12AF
21010-6A0A0	GWN-82A	21010-89TB1	GWN-66A	21010-F6526	GWN-69A	21010-N8528	GWN-12AF
21010-6A0A1	GWN-83A	21010-8J000	GWN-86A	21010-F6527	GWN-69A	21010-OF002	GWN-65AF
21010-6C025	GWN-21A	21010-8J010	GWN-86A	21010-F6528	GWN-69A	21010-OM300	GWN-42A
21010-6N20A	GWN-86A	21010-99B00	GWN-44A	21010-F65Y8	GWN-69A	21010-OM301	GWN-42A
21010-6N21A	GWN-86A	21010-9C600	GWN-62A	21010-G2404	GWN-65AF	21010-P7501	GWN-05A
21010-6N225	GWN-86A	21010-9F501	GWN-48A	21010-G3925	GWN-23AF	21010-P7503	GWN-05A
21010-6N226	GWN-86A	21010-9F600	GWN-73A	21010-G3926	GWN-23AF	21010-P7525	GWN-05A
21010-70J00	GWN-48A	21010-AA252	GWN-77A	21010-G3927	GWN-23AF	21010-P7526	GWN-05A
21010-70T00	GWN-70A	21010-AA525	GWN-77A	21010-G3928	GWN-23AF	21010-P7527	GWN-05A
21010-70T25	GWN-70A	21010-AA526	GWN-77A	21010-G5500	GWN-56A	21010-P7528	GWN-05A
21010-70TY5	GWN-70A	21010-AA527	GWN-77A	21010-G5510	GWN-57A	21010-P7529	GWN-05A
21010-71J00	GWN-42A	21010-AD200	GWN-76A	21010-G5525	GWN-56A	21010-P7585	GWN-05A
21010-74Y00	GWN-42A	21010-AD201	GWN-76A	21010-G5526	GWN-56A	21010-P7586	GWN-05A
21010-74Y01	GWN-42A	21010-AD225	GWN-76A	21010-G5585	GWN-57A	21010-P7587	GWN-05A
21010-76000	GWN-06A	21010-AD226	GWN-76A	21010-G5586	GWN-57A	21010-P7588	GWN-05A
21010-77A00	GWN-39A	21010-AL525	GWN-93A	21010-G5594	GWN-57A	21010-P7589	GWN-05A
21010-77A01	GWN-39A	21010-AL526	GWN-93A	21010-G55Y6	GWN-56A	21010-R9025	GWN-18A
21010-77AY0	GWN-39A	21010-AL527	GWN-93A	21010-G8025	GWN-56A	21010-R9026	GWN-18A
21010-78200	GWN-06A	21010-AL528	GWN-93A	21010-G8125	GWN-57A	21010-S9025	GWN-38A

CROSS REFERENCE

OEM ⇒ GMB		OEM ⇒ GMB		OEM ⇒ GMB		OEM ⇒ GMB	
NISSAN		NISSAN		NISSAN		NISSAN	
21010-S9026	GWN-38A	21082-01P01	GWN-33F	21082-V6800	GWN-16F	BA010-H7227	GWN-11A
21010-S9027	GWN-38A	21082-01P02	GWN-33F	21082-V6860	GWN-16F	BA010-H7287	GWN-11A
21010-S9425	GWN-38A	21082-01P03	GWN-33F	21082-V7000	GWN-16F	BA010-H7289	GWN-11A
21010-T9025	GWN-38A	21082-01P04	GWN-33F	21082-V7202	GWN-16F	BA010-M6626	GWN-02A
21010-T9026	GWN-38A	21082-03J01	GWN-98F	21082-V7262	GWN-16F	BA010-N8527	GWN-12AF
21010-T9027	GWN-38A	21082-03J10	GWN-98F	21082-V7500	GWN-33F	BA010-V5589	GWN-31A
21010-V0725	GWN-05A	21082-12G02	GWN-33F	21082-W3601	GWN-33F	BA010-V5594	GWN-31A
21010-V0726	GWN-05A	21082-12G03	GWN-33F	21082-W3661	GWN-33F	Z1010-53J00	GWN-48A
21010-V0727	GWN-05A	21082-12G10	GWN-33F	21082-W4100	GWN-16F		
21010-V4071	GWN-27A*	21082-14C00	GWN-33F	21082-W4401	GWN-31F		
21010-V4900	GWN-27A*	21082-17C00	GWN-31F	21082-W4402	GWN-31F		
21010-V4960	GWN-27A*	21082-17C01	GWN-31F	21082-W4403	GWN-31F		
21010-V4961	GWN-27A*	21082-19V00	GWN-33F	21082-W4404	GWN-31F		
21010-V4962	GWN-27A*	21082-20V00	GWN-33F	21082-W4405	GWN-31F		
21010-V5003	GWN-28A	21082-22P00	GWN-33F	21082-Y4000	GWN-33F		
21010-V5004	GWN-28A	21082-36J00	GWN-99F	21082-Y4100	GWN-33F		
21010-V5005	GWN-28A	21082-36W00	GWN-16F	21082-Y4101	GWN-16F		
21010-V5025	GWN-28A	21082-37J00	GWN-100F	21082-Y4104	GWN-33F		
21010-V5026	GWN-28A	21082-41G00	GWN-33F	21082-Y4161	GWN-33F		
21010-V5027	GWN-28A	21082-42L00	GWN-33F	21082-Y7001	GWN-33F		
21010-V5028	GWN-28A	21082-42L01	GWN-33F	21082-Y7061	GWN-33F		
21010-V5500	GWN-31A	21082-42L02	GWN-33F	21082-Y7071	GWN-33F		
21010-V5510	GWN-31A	21082-42L03	GWN-33F	5-86103068	GWN-59A		
21010-V5525	GWN-31A	21082-42L04	GWN-33F	5-86127057	GWN-51A		
21010-V5526	GWN-31A	21082-42L64	GWN-16F	5-86129016	GWN-59A		
21010-V5527	GWN-31A	21082-50L60	GWN-33F	5-86140576	GWN-47AF		
21010-V5528	GWN-31A	21082-55L01	GWN-33F	5-86140577	GWN-47AF		
21010-V5529	GWN-31A	21082-86G00	GWN-33F	B1010-02N1B	GWN-47AF		
21010-V5585	GWN-31A	21082-86G00	GWN-97F	B1010-0P529	GWN-95A		
21010-V5586	GWN-31A	21082-86G0A	GWN-97F	B1010-0W00J	GWN-61A		
21010-V5587	GWN-31A	21082-C6000	GWN-16F	B1010-1GZ0A	GWN-90A		
21010-V5588	GWN-31A	21082-C6400	GWN-16F	B1010-2S50A	GWN-46AF		
21010-V5589	GWN-31A	21082-C6500	GWN-16F	B1010-40F27	GWN-40A		
21010-V7026	GWN-05A	21082-C7410	GWN-16F	B1010-52F01	GWN-79A		
21010-V7225	GWN-68A	21082-G5500	GWN-33F	B1010-57J25	GWN-52A		
21010-V7226	GWN-68A	21082-G5560	GWN-33F	B1010-57J26	GWN-52A		
21010-V7227	GWN-68A	21082-N3600	GWN-33F	B1010-6T30A	GWN-47AF		
21010-V7228	GWN-68A	21082-P0200	GWN-33F	B1010-80G0E	GWN-65AF		
21010-V7229	GWN-68A	21082-R2000	GWN-33F	B1010-80W27	GWN-23AF		
21010-V7285	GWN-68A	21082-R8100	GWN-33F	B1010-81T26	GWN-68A		
21010-V7286	GWN-68A	21082-R8101	GWN-33F	B1010-AD226	GWN-76A		
21010-V9400	GWN-31A	21082-R8102	GWN-33F	B1010-ED00A	GWN-89A		
21010-VK525	GWN-84A	21082-R9201	GWN-33F	B1010-EN20B	GWN-90A		
21010-W3625	GWN-05A	21082-R9210	GWN-33F	B1010-ET00A	GWN-90A		
21010-W3626	GWN-05A	21082-R9270	GWN-33F	B1010-JK00A	GWN-93A		
21010-W3627	GWN-05A	21082-S8025	GWN-16F	B1010-JK20A	GWN-93A		
21010-W3628	GWN-05A	21082-S8200	GWN-33F	B1010-V7286	GWN-68A		
21010-W3685	GWN-05A	21082-S8201	GWN-33F	B1010-VH00A	GWN-47AF		
21010-W3686	GWN-05A	21082-S8205	GWN-33F	B1010-VK525	GWN-84A		
21010-W3688	GWN-05A	21082-S8206	GWN-33F	BA010-06E25	GWN-35A		
21010-W3694	GWN-05A	21082-S8260	GWN-33F	BA010-06E26	GWN-35A		
21010-W4425	GWN-31A	21082-T6400	GWN-16F	BA010-12G26	GWN-41A		
21010-W4426	GWN-31A	21082-T6460	GWN-16F	BA010-17S27	GWN-05A		
21010-WJ125	GWN-65AF	21082-V0700	GWN-16F	BA010-23028	GWN-12AF		
21010-Y4425	GWN-06A	21082-V0700	GWN-97F	BA010-43G25	GWN-46AF		
21010-Y7025	GWN-05A	21082-V4405	GWN-31F	BA010-43G26	GWN-46AF		
21010-Z5428	GWN-96A	21082-V5000	GWN-16F	BA010-54A26	GWN-55A		
21010-Z5612	GWN-96A	21082-V5010	GWN-16F	BA010-80W26	GWN-23AF		
21010-Z5679	GWN-96A	21082-V5500	GWN-31F	BA010-80W89	GWN-23AF		
21011-V4962	GWN-27A	21082-V5501	GWN-31F	BA010-80W94	GWN-23AF		
21064-U6701	GWN-12AD	21082-V5502	GWN-31F	BA010-D0126	GWN-20A		
21082-01P00	GWN-16F	21082-V5503	GWN-31F	BA010-D0194	GWN-20A		

CROSS REFERENCE

OEM ⇒ GMB		OEM ⇒ GMB		OEM ⇒ GMB		OEM ⇒ GMB	
OPEL		OPEL		PEUGEOT		RENAULT	
1241680	GWO-01A	90273361	GWO-10A	12015	GWP-13A	3287751	GWR-12A
1334004	GWO-05AP	90285034	GWO-09A	12016	GWP-12A	3343093	GWR-12A
1334008	GWO-10A	90285418	GWO-09A	12019	GWP-07A	3344251	GWR-12A
1334009	GWO-15A	90295078	GWO-11A	120169	GWP-08AP	3344827.5	GWR-12A
1334010	GWO-13A	90325659	GWO-05AP	120190	GWP-07A	3345626	GWR-12A
1334012	GWO-09A	90325660	GWO-13A	95625017	GWP-13A	4409162	GWR-12A
1334015	GWO-09A	90325661	GWO-13A	95641149	GWP-12A	30855991	GWR-12A
1334021	GWO-15A	90348231	GWO-15A	95655208	GWP-13A	7700105176	GWR-16A
1334023	GWO-05AP	90349239	GWO-13A	95655209	GWP-12A	7700105378	GWR-16A
1334025	GWO-13A	90349241	GWO-05AP	95656567	GWP-13A	7700274330	GWR-16A
1334032	GWO-01A	90392901	GWO-13A	2108120725	GWP-11A	7700861686	GWR-14A
1334035	GWO-01A	90392902	GWO-10A	7901120258	GWP-08AP	7701478018	GWR-14A
1334038	GWO-01A	90392908	GWO-10A	9565656788	GWP-13A	8200146298	GWR-14A
1334041	GWO-18A	90442207	GWO-12A	9567521488	GWP-10A	8200428447	GWR-15A
1334046	GWO-16A	90443549	GWO-18A	9608120725	GWP-11A	8200582675	GWR-16A
1334050	GWO-18A	90444079	GWO-16A	1201-48	GWP-12A	8200962184	GWR-15A
1334053	GWO-18A	90444123	GWO-17A	1201-50	GWP-13A	8200962185	GWR-16A
1334054	GWO-17A	90444311	GWO-18A	1201-51	GWP-12A	7701.478.018	GWR-14A
1334065	GWO-13A	90444359	GWO-18A	1201-52	GWP-10A	7701-455-720	GWR-03A
1334066	GWO-16A	90466344	GWO-18A	1201-58	GWP-11A	7701-462-145	GWR-10A
1334069	GWO-19A	92064250	GWO-18A	1201-60	GWP-12A	7701-462-491	GWR-10A
1334070	GWO-05AP	93179364	GWO-19A	1201-61	GWP-13A	7701-462-809	GWR-12A
1334072	GWO-01A	93179380	GWO-15A	1201-62	GWP-12A	7701-463-111	GWR-12A
1334081	GWO-01A	93182041	GWO-19A	1201-65	GWP-10A	7701-463-377	GWR-10A
1334097	GWO-14AP	93284724	GWO-18A	1201-67	GWP-10A	7701-463-397	GWR-12A
1334098	GWO-13A	96351969	GWO-13A	1201-69	GWP-08AP	7701-464-736	GWR-12A
1334099	GWO-09A	97114682	GWO-19A	1201-91	GWP-10A	7701-465-816	GWR-12A
1334115	GWO-19A	97220278	GWO-19A	1201-A4	GWP-10A	7701-466-419	GWR-11A
1334119	GWO-18A	9039-2091	GWO-13A	1201-E4	GWP-11A	7701-466-578	GWR-12A
1334137	GWO-18A	D5094013802	GWO-13A	1201-E6	GWP-11A	7701-468-491	GWR-06A
1334139	GWO-18A	D90325660A	GWO-13A	1201-G0	GWP-14A	7701-472-182	GWR-13A
1334155	GWO-19A	R1160030	GWO-16A	1202-58	GWP-08AP	7701-473-365	GWR-06A
1334646	GWO-18A	R1160031	GWO-17A	1202-98	GWP-07A	7701-512-202	GWR-03A
02898355	GWO-01A	R1160032	GWO-18A	1204-C4	GWP-09A	7702-039-671	GWR-03A
2898355	GWO-01A	R1160036	GWO-19A	1207-25	GWP-11A	8982-775-051	GWR-10A
6334008	GWO-19A			210106F900	GWP-11A	8982-775-055	GWR-06A
6334012	GWO-15A			210106F906	GWP-11A	T1462491	GWR-10A
6334038	GWO-19A			210106F907	GWP-11A	T1463397	GWR-06A
9092370	GWO-18A						
9192370	GWO-18A						
9192793	GWO-13A						
9192797	GWO-16A						
9352650	GWO-18A						
12508606	GWO-10A						
12511062	GWO-10A						
12517379	GWO-10A						
24409355	GWO-18A						
25515147	GWO-01A						
52273124	GWO-10A						
90076952	GWO-05AP						
90106450	GWO-09A						
90108735	GWO-01A						
90136224	GWO-01A						
90144227	GWO-13A						
90156532	GWO-14AP						
90183273	GWO-05AP						
90220290	GWO-15A						
90220568	GWO-10A						
90220668	GWO-15A						
90234198	GWO-13A						
90271492	GWO-15A						
90272361	GWO-10A						

CROSS REFERENCE

OEM ⇒ GMB		OEM ⇒ GMB		OEM ⇒ GMB		OEM ⇒ GMB	
SAAB		SUBARU		SUBARU		SUBARU	
603089	GWSA-01A	197095400	GWSU-19RK	21111-KA047	GWSU-17A	31076-8110	GWSU-01A
4610176	GWSA-03A	497095400	GWSU-19RK	21111-KA050	GWSU-18A	39745-2100	GWSU-07RK
4610192	GWSA-03A	197095400G	GWSU-19RK	21111-KA051	GWSU-18A	41076-7000	GWSU-04A
4770970	GWSA-04A	21010-AA013	GWSU-13A	21111-KA052	GWSU-18A	41076-7100	GWSU-03A
5958061	GWSA-04A	21010-AA014	GWSU-13A	21111-KA053	GWSU-18A	41076-7200	GWSU-04A
7501547	GWSA-02A	21010-AA015	GWSU-13A	21111-KA054	GWSU-18A	41076-7300	GWSU-03A
7507460	GWSA-02A	21010-AA016	GWSU-13A	21111-KA055	GWSU-18A	41076-7400	GWSU-06A
8810980	GWSA-01A	21110-AA000	GWSU-11A	21111-KA060	GWSU-18A	49709-5400	GWSU-08RK
8810988	GWSA-01A	21110-AA001	GWSU-11A	21111-KA061	GWSU-18A	497095400+P/K	GWSU-19RK
8814501	GWSA-01A	21110-AA002	GWSU-11A	21111-KA070	GWSU-17A	497095400G	GWSU-19RK
8817900	GWSA-02A	21110AA003	GWSU-11A	21111-KA071	GWSU-17A	497095400K	GWSU-19RK
8817918	GWSA-03A	21110-AA003	GWSU-11A	21111-KA072	GWSU-17A	497095400P	GWSU-19RK
8821944	GWSA-04A	21110-AA012	GWSU-13A	21111-KA073	GWSU-17A	X2111-AA030	GWSU-12A
9307893	GWSA-02A	21110-AA013	GWSU-13A	21111-KA074	GWSU-17A	X2111-AA031	GWSU-12A
9321670	GWSA-03A	21110-AA014	GWSU-13A	21111-KA075	GWSU-17A	X2111-AA032	GWSU-12A
30517582	GWSA-02A	21110-AA015	GWSU-13A	21111-KA076	GWSU-17A	X2111-AA040	GWSU-16A
		21110-AA016	GWSU-13A	21111-KA092	GWSU-20A	X2111-AA041	GWSU-16A
		21110AA017	GWSU-13A	21111-KA110	GWSU-18A	X2111AA042	GWSU-16A
		21110-AA017	GWSU-13A	21111-KA120	GWSU-20A	X2111-AA042	GWSU-16A
		21110-AA022	GWSU-14A	21111-KA122	GWSU-20A	X2111-AA080	GWSU-15A
		21110-AA023	GWSU-14A	21111-KA123	GWSU-20A	X2111-AA081	GWSU-15A
		21110-AA025	GWSU-14A	21111-KA124	GWSU-20A	X2111AA082	GWSU-15A
		21110AA026	GWSU-14A	21111-KA130	GWSU-17A	X2111-AA082	GWSU-15A
		21110-AA026	GWSU-14A	21111-KA131	GWSU-17A	X2111-AA090	GWSU-21A
		21110-AA050	GWSU-04A	21111-KA132	GWSU-17A	X2111-AA091	GWSU-21A
		21110-AA060	GWSU-03A	21111-KA140	GWSU-17A	X2111AA092	GWSU-21A
		21110-AA070	GWSU-06A	21111-KA141	GWSU-17A	X2111-AA092	GWSU-21A
		21111-AA000	GWSU-12A	21111KA142	GWSU-17A		
		21111-AA001	GWSU-12A	21111-KA142	GWSU-17A		
		21111-AA002	GWSU-12A	21111-KA150	GWSU-18A		
		21111-AA003	GWSU-12A	21111-KA151	GWSU-18A		
		21111-AA004	GWSU-12A	21111-KA152	GWSU-18A		
		21111-AA005	GWSU-12A	21111-KA153	GWSU-18A		
		21111-AA006	GWSU-12A	21111KA154	GWSU-18A		
		21111AA007	GWSU-12A	21111-KA154	GWSU-18A		
		21111-AA007	GWSU-12A	21111-KA160	GWSU-18A		
		21111-AA011	GWSU-12A	21111-KA190	GWSU-17A		
		21111-AA020	GWSU-15A	21111-KA191	GWSU-17A		
		21111-AA021	GWSU-15A	21111-KA192	GWSU-17A		
		21111-AA022	GWSU-15A	21111-KA230	GWSU-20A		
		21111-AA023	GWSU-15A	21111KA240	GWSU-18A		
		21111AA026	GWSU-15A	21111-KA240	GWSU-18A		
		21111-AA026	GWSU-15A	21111-KA252	GWSU-18A		
		21111-AA060	GWSU-16A	21111-KA270	GWSU-20A		
		21111-AA061	GWSU-16A	21111KA271	GWSU-20A		
		21111AA065	GWSU-16A	21111-KA271	GWSU-20A		
		21111-AA065	GWSU-16A	21111-KA280	GWSU-18A		
		21111-AA081	GWSU-15A	21111-KA281	GWSU-18A		
		21111-AA084	GWSU-21A	21111-KA282	GWSU-18A		
		21111-AA240	GWSU-15A	21111-KA290	GWSU-17A		
		21111AA250	GWSU-24AM	21111-KA291	GWSU-17A		
		21111-AA250	GWSU-24A	21111-KA292	GWSU-17A		
		21111-AA250	GWSU-24A/AM	21111KA293	GWSU-17A		
		21111-AA280	GWSU-25A	21111KA330	GWSU-22A		
		21111-AA280	GWSU-25A/AM	21111-KA330	GWSU-22A		
		21111-KA032	GWSU-17A	31076-0100	GWSU-01A		
		21111-KA041	GWSU-17A	31076-0110	GWSU-01A		
		21111-KA042	GWSU-17A	31076-0120	GWSU-01A		
		21111-KA043	GWSU-17A	31076-4300	GWSU-01A		
		21111-KA044	GWSU-17A	31076-4310	GWSU-05A		
		21111-KA045	GWSU-17A	31076-6100	GWSU-01A		
		21111-KA046	GWSU-17A	31076-8100	GWSU-01A		

CROSS REFERENCE

OEM ⇒ GMB		OEM ⇒ GMB		OEM ⇒ GMB		OEM ⇒ GMB	
SUZUKI		SUZUKI		SUZUKI		SUZUKI	
4709352	GWS-45A	17400-69G00	GWS-34A	17400-78E00	GWS-31A	21010-4A00B	GWS-38AH
93194246	GWS-45A	17400-69G01	GWS-34A	17400-78E01	GWS-31A	21010-4A00F	GWS-45A
17400-50810	GWS-19A	17400-69G02	GWS-34A	17400-79810	GWS-09A	21010-4A00H	GWS-38AH
17400-50811	GWS-19A	17400-69G04	GWS-34A	17400-79811	GWS-09A	21010-4A00K	GWS-39AH
17400-50812	GWS-19A	17400-69L00	GWS-45A	17400-80811	GWS-28A*	21010-4A01D	GWS-38AH
17400-50813	GWS-19A	17400-69L01	GWS-45A	17400-80812	GWS-28A*	8BA1-15-010	GWS-22A
17400-51810	GWS-21A	17400-70020	GWS-05A	17400-80815	GWS-28A	ZZSO-15-010B	GWS-21A
17400-51811	GWS-21A	17400-70810	GWS-05A	17400-81821	GWS-27A*	ZZSA-15-010A	GWS-14A
17400-51812	GWS-21A	17400-70820	GWS-18A	17400-81824	GWS-27A	ZZSO-15-010A	GWS-21A
17400-51K00	GWS-45A	17400-70830	GWS-19A	17400-82810	GWS-08A	ZZSO-15-010B	GWS-21A
17400-58013	GWS-19A	17400-70B00	GWS-13A	17400-82811	GWS-08A		
17400-58810	GWS-38A*	17400-70D00	GWS-14A	17400-82812	GWS-08A		
17400-58810	GWS-38AH	17400-71811	GWS-14A	17400-82820	GWS-15A		
17400-58811	GWS-38A*	17400-72020	GWS-02A	17400-82821	GWS-15A		
17400-58811	GWS-38AH	17400-72021	GWS-02A	17400-82822	GWS-15A		
17400-58812	GWS-38A*	17400-72801	GWS-02A	17400-82823	GWS-15A		
17400-58812	GWS-38AH	17400-72810	GWS-02A	17400-82824	GWS-15A		
17400-58813	GWS-38A*	17400-72811	GWS-02A	17400-82840	GWS-15A		
17400-58813	GWS-38AH	17400-73001	GWS-03A	17400-82850	GWS-15A		
17400-58814	GWS-38A*	17400-73002	GWS-03A	17400-82851	GWS-15A		
17400-58814	GWS-38AH	17400-73003	GWS-03A	17400-83810	GWS-12A		
17400-58815	GWS-38AH	17400-73012	GWS-03A	17400-83811	GWS-12A		
17400-58818	GWS-38AHL	17400-73013	GWS-03A	17400-83812	GWS-12A		
17400-58820	GWS-39A*	17400-73810	GWS-03A	17400-83814	GWS-30A		
17400-58820	GWS-39AH	17400-73811	GWS-03A	17400-83815	GWS-30A		
17400-58821	GWS-39A*	17400-73812	GWS-03A	17400-83820	GWS-12A		
17400-58821	GWS-39AH	17400-73820	GWS-11A	17400-83840	GWS-24A		
17400-58822	GWS-39A*	17400-73831	GWS-28A*	17400-83841	GWS-24A		
17400-58822	GWS-39AH	17400-73832	GWS-28A*	17400-83850	GWS-32A*		
17400-58823	GWS-39A*	17400-73835	GWS-28A	17400-83862	GWS-40A*		
17400-58823	GWS-39AH	17400-73870	GWS-11A	17400-83862	GWS-40AH		
17400-58824	GWS-39A*	17400-74000	GWS-07A	17400-83863	GWS-40A*		
17400-58824	GWS-39AH	17400-74001	GWS-07A	17400-83863	GWS-40AH		
17400-58825	GWS-39AH	17400-76810	GWS-25A	17400-83865	GWS-40AH		
17400-58828	GWS-39AHL	17400-76820	GWS-26A	17400-83868	GWS-40AHL		
17400-60810	GWS-16A	17400-76840	GWS-41A*	17400-83870	GWS-33A*		
17400-60811	GWS-16A	17400-76840	GWS-41AH	17400-83871	GWS-33A*		
17400-60812	GWS-16A	17400-76841	GWS-41A*	17400-83874	GWS-33A		
17400-60813	GWS-16A	17400-76841	GWS-41AH	17400-84812	GWS-32A*		
17400-60814	GWS-16A	17400-76842	GWS-41AH	17400-84814	GWS-32AH		
17400-60815	GWS-16A	17400-76845	GWS-41AH	17400-84815	GWS-32AH		
17400-60A02	GWS-16A	17400-76G70	GWS-44A	17400-84818	GWS-32AHL		
17400-60A04	GWS-16A	17400-77810	GWS-36A*	17400-84820	GWS-35A*		
17400-61810	GWS-13A	17400-77811	GWS-36A*	17400-84821	GWS-35A*		
17400-61820	GWS-23A	17400-77812	GWS-36A*	17400-84822	GWS-35A*		
17400-61A00	GWS-23A	17400-77815	GWS-36A*	17400-84824	GWS-35AH		
17400-62810	GWS-22A	17400-78101	GWS-03A	17400-84825	GWS-35AH		
17400-63200	GWS-02A	17400-78101	GWS-11A	17400-84828	GWS-35AHL		
17400-65810	GWS-37A*	17400-78300	GWS-10A	17400-84830	GWS-32A*		
17400-65813	GWS-37A*	17400-78810	GWS-10A	17400-84831	GWS-32A*		
17400-65814	GWS-37A*	17400-78811	GWS-10A	17400-84836	GWS-32AHL		
17400-65815	GWS-37AH	17400-78820	GWS-11A	17400-84840	GWS-35AHL		
17400-65818	GWS-37A	17400-78821	GWS-11A	17400-84C00	GWS-30A		
17400-66810	GWS-20A	17400-78830	GWS-10A	17400-85810	GWS-17A		
17400-67022	GWS-01A	17400-78840	GWS-04A	17400-85820	GWS-17A		
17400-68811	GWS-42A*	17400-78850	GWS-27A*	17400-85821	GWS-17A		
17400-68811	GWS-42AH	17400-78851	GWS-27A*	17400-85830	GWS-20A		
17400-68815	GWS-42AHL	17400-78854	GWS-27A	17400-85831	GWS-20A		
17400-68820	GWS-43A*	17400-78860	GWS-25A	17400-85Z01	GWS-47A		
17400-68820	GWS-43AH	17400-78871	GWS-28AH	17400-A60D01	GWS-13A		
17400-68822	GWS-43AH	17400-78874	GWS-28AHL	1740-63200	GWS-02A		
17400-68825	GWS-43AHL	17400-78880	GWS-26A	1A11-15-010A	GWS-33A*		

CROSS REFERENCE

OEM ⇒ GMB		OEM ⇒ GMB		OEM ⇒ GMB		OEM ⇒ GMB	
TOYOTA		TOYOTA		TOYOTA		TOYOTA	
(16100-19025)	GWT-38A	16100-19265	GWT-86AH	16100-31010	GWT-25A	16100-39515	GWT-154A
(16100-39135)	GWT-26AF	16100-19275	GWT-132A	16100-31011	GWT-25A	16100-40010	GWT-36A
16010-19056	GWT-50A	16100-19276	GWT-132A	16100-33010	GWT-26AF*	16100-40011	GWT-36A
16100-09010	GWT-58A*	16100-19285	GWT-121A*	16100-34100	GWT-27AH	16100-40012	GWT-36A
16100-09020	GWT-63A*	16100-19295	GWT-83AH	16100-39015	GWT-26AF*	16100-40020	GWT-36A
16100-09080	GWT-98A	16100-19305	GWT-86AH	16100-39016	GWT-26AF*	16100-40021	GWT-36A
16100-09092	GWT-115A	16100-19355	GWT-83AH	16100-39017	GWT-26AF*	16100-40030	GWT-06A
16100-09102	GWT-115A	16100-22010	GWT-02A	16100-39018	GWT-26AF*	16100-40031	GWT-06A
16100-09120	GWT-83AH	16100-25010	GWT-01A	16100-39035	GWT-25A	16100-40032	GWT-06A
16100-09170	GWT-98A	16100-25011	GWT-01A	16100-39065	GWT-26AF*	16100-40050	GWT-06A
16100-09260	GWT-150A	16100-25012	GWT-01A	16100-39075	GWT-26AF*	16100-40051	GWT-06A
16100-09340	GWT-141A	16100-25012-000	GWT-01A	16100-39085	GWT-25A	16100-40052	GWT-06A
16100-09470	GWT-151A	16100-26020	GWT-35AF	16100-39095	GWT-26AF*	16100-41011	GWT-26AF*
16100-0H030	GWT-119A	16100-26021	GWT-31AF	16100-39096	GWT-26AF*	16100-45080	GWT-28A
16100-0H040	GWT-157A	16100-26022	GWT-31AF	16100-39105	GWT-74A	16100-47010	GWT-21A*
16100-0H050	GWT-157A	16100-28010	GWT-31AF	16100-39115	GWT-05A	16100-47011	GWT-21A*
16100-10941-71	GWT-128A*	16100-28010-000	GWT-31AF	16100-39115-000	GWT-05A	16100-47012	GWT-21A*
16100-15090	GWT-83AH	16100-28012	GWT-01A	16100-39116	GWT-12A	16100-47020	GWT-21A*
16100-16020	GWT-63A*	16100-28020	GWT-31AF	16100-39116-000	GWT-12A	16100-47022	GWT-21A*
16100-16105	GWT-58A*	16100-28020-000	GWT-31AF	16100-39125	GWT-05A	16100-47023	GWT-21A*
16100-18010	GWT-31AF	16100-28026	GWT-03A	16100-39135	GWT-26AF*	16100-48415	GWT-24A
16100-19015	GWT-30A	16100-28040	GWT-119A	16100-39136	GWT-26AF*	16100-49015	GWT-36A
16100-19015-000	GWT-30A	16100-28041	GWT-119A	16100-39155	GWT-26AF*	16100-49016	GWT-36A
16100-19016	GWT-30A	16100-29015	GWT-02A	16100-39165	GWT-26AF*	16100-49025	GWT-06A
16100-19017	GWT-30A	16100-29016	GWT-02A	16100-39166	GWT-26AF*	16100-49026	GWT-06A
16100-19025	GWT-38A*	16100-29016-000	GWT-02A	16100-39175	GWT-26AF*	16100-49027	GWT-06A
16100-19026	GWT-43A*	16100-29017	GWT-02A	16100-39176	GWT-26AF*	16100-49035	GWT-15A
16100-19027	GWT-43A*	16100-29018	GWT-02A	16100-39177	GWT-26AF*	16100-49036	GWT-15A
16100-19028	GWT-43A*	16100-29025	GWT-03A	16100-39178	GWT-26AF*	16100-49037	GWT-15A
16100-19029	GWT-43A*	16100-29026	GWT-03A	16100-39195	GWT-26AF*	16100-49075	GWT-15A
16100-19035	GWT-49A	16100-29026-000	GWT-03A	16100-39196	GWT-26AF*	16100-49105	GWT-36A
16100-19036	GWT-49A*	16100-29027	GWT-09A	16100-39197	GWT-26AF*	16100-49135	GWT-15A
16100-19036-000	GWT-49A*	16100-29028	GWT-09A	16100-39205	GWT-26AF*	16100-49136	GWT-15A
16100-19037	GWT-49A*	16100-29028-000	GWT-09A	16100-39206	GWT-26AF*	16100-49137	GWT-15A
16100-19055	GWT-50A	16100-29029	GWT-09A	16100-39215	GWT-80A	16100-49138	GWT-15A
16100-19056	GWT-50A	16100-29045	GWT-10A	16100-39225	GWT-26AF*	16100-49146	GWT-21A*
16100-19065	GWT-51A	16100-29046	GWT-10A	16100-39226	GWT-27AFH	16100-49147	GWT-21A*
16100-19066	GWT-51A	16100-29047	GWT-10A	16100-39227	GWT-27AFH	16100-49148	GWT-21A*
16100-19067	GWT-51A	16100-29048	GWT-10A	16100-39228	GWT-27AFH	16100-49155	GWT-14A
16100-19075	GWT-59A	16100-29055	GWT-03A	16100-39235	GWT-27AFH	16100-49155-000	GWT-14A
16100-19076	GWT-59A	16100-29056	GWT-03A	16100-39236	GWT-27AFH	16100-49156	GWT-14A
16100-19077	GWT-59A	16100-29065	GWT-09A	16100-39237	GWT-27AFH	16100-49165	GWT-14A
16100-19085	GWT-43A*	16100-29066	GWT-09A	16100-39245	GWT-26AF*	16100-49166	GWT-14A
16100-19086	GWT-78A*	16100-29075	GWT-09A	16100-39246	GWT-26AF*	16100-49175	GWT-15A
16100-19095	GWT-62A*	16100-29085	GWT-92A	16100-39255	GWT-26AF*	16100-49176	GWT-15A
16100-19105	GWT-58A*	16100-29095	GWT-98A	16100-39265	GWT-27AFH	16100-49225	GWT-15A
16100-19106	GWT-58A*	16100-29115	GWT-100A	16100-39295	GWT-27AFH	16100-49245	GWT-15A
16100-19115	GWT-63A*	16100-29116	GWT-136A	16100-39296	GWT-27AFH	16100-49265	GWT-21A*
16100-19125	GWT-68A*	16100-29117	GWT-136A	16100-39315	GWT-41A	16100-49266	GWT-21A*
16100-19126	GWT-117AH	16100-29125	GWT-102A	16100-39316	GWT-41A	16100-49267	GWT-21A*
16100-19135	GWT-68A*	16100-29135	GWT-123A	16100-39317	GWT-41A	16100-49365	GWT-28A
16100-19146	GWT-21A*	16100-29145	GWT-124A	16100-39326	GWT-41A	16100-49395	GWT-28A
16100-19165	GWT-50A	16100-29146	GWT-124A	16100-39345	GWT-64A	16100-49405	GWT-28A
16100-19166	GWT-50A	16100-29155	GWT-101A	16100-39346	GWT-64A	16100-49406	GWT-28A
16100-19175	GWT-50A	16100-29156	GWT-101A	16100-39346A	GWT-64A	16100-49410	GWT-06A
16100-19195A	GWT-68A*	16100-29175	GWT-98A	16100-39405	GWT-151A	16100-49415	GWT-24A
16100-19205	GWT-78A*	16100-29185	GWT-137A	16100-39425	GWT-145A	16100-49415-000	GWT-24A
16100-19205A	GWT-78A*	16100-29195	GWT-135A	16100-39465	GWT-144A	16100-49416	GWT-24A
16100-19225	GWT-117AH	16100-29196	GWT-135A	16100-39466	GWT-144A	16100-49435	GWT-28A
16100-19226	GWT-117AH	16100-29206	GWT-135A	16100-39485	GWT-150A	16100-49436	GWT-28A
16100-19235	GWT-91A	16100-29415	GWT-133A	16100-39506	GWT-156A	16100-49465	GWT-28A
16100-19255	GWT-83AH	16100-29495	GWT-141A	16100-39506	GWT-156AM	16100-49475	GWT-28A

CROSS REFERENCE

OEM ⇒ GMB		OEM ⇒ GMB		OEM ⇒ GMB		OEM ⇒ GMB	
TOYOTA		TOYOTA		TOYOTA		TOYOTA	
16100-49485	GWT-28A	16100-59075	GWT-109A	16100-69085	GWT-57A	16100-79135	GWT-77A*
16100-49486	GWT-28A	16100-59076	GWT-109A	16100-69095	GWT-53A*	16100-79155	GWT-85A
16100-49487	GWT-28A	16100-59085	GWT-48A	16100-69105	GWT-74A	16100-79165	GWT-87A*
16100-49495	GWT-28A	16100-59105	GWT-108A	16100-69106	GWT-74A	16100-79185	GWT-77A*
16100-49496	GWT-28A	16100-59125	GWT-42A	16100-69115	GWT-75A	16100-79186	GWT-77A*
16100-49497	GWT-28A	16100-59126	GWT-42A	16100-69145	GWT-72A*	16100-79225	GWT-122A*
16100-49505	GWT-28A	16100-59127	GWT-42A	16100-69146	GWT-72A*	16100-79245	GWT-96A
16100-49506	GWT-28A	16100-59128	GWT-42A	16100-69155	GWT-73A*	16100-79255	GWT-96A
16100-49515	GWT-28A	16100-59135	GWT-61A	16100-69156	GWT-73A*	16100-79265	GWT-138A
16100-49585	GWT-55A	16100-59136	GWT-61A	16100-69185	GWT-71A	16100-79285	GWT-111A
16100-49595	GWT-55A	16100-59137	GWT-61A	16100-69186	GWT-71A	16100-79445	GWT-131A
16100-49615	GWT-55A	16100-59138	GWT-61A	16100-69187	GWT-71A	16100-79455	GWT-138A
16100-49655	GWT-52A	16100-59139	GWT-61A	16100-69205	GWT-71A	16100-79465	GWT-131A
16100-49656	GWT-52A	16100-59155	GWT-79A	16100-69206	GWT-71A	16100-80003	GWT-142A
16100-49665	GWT-55A	16100-59165	GWT-110A	16100-69215	GWT-80A	16100-80004	GWT-149A
16100-49666	GWT-55A	16100-59166	GWT-110A	16100-69225	GWT-81A	16100-80004	GWT-149AM
16100-49675	GWT-55A	16100-59166-000	GWT-110A	16100-69235	GWT-74A	16100-80007	GWT-142A
16100-49676	GWT-55A	16100-59185	GWT-112A	16100-69245	GWT-75A	16100-80009	GWT-118AH
16100-49685	GWT-52A	16100-59186	GWT-112A	16100-69255	GWT-73A*	16100-88220	GWT-46A
16100-49686	GWT-52A	16100-59187	GWT-112A	16100-69275	GWT-57A	16100-88221	GWT-46A
16100-49695	GWT-55A	16100-59205	GWT-42A	16100-69295	GWT-57A	16100-88252	GWT-27A
16100-49696	GWT-55A	16100-59208	GWT-42A	16100-69296	GWT-57A	16100-88260	GWT-45A
16100-49705	GWT-55A	16100-59215	GWT-42A	16100-69305	GWT-71A	16100-89105	GWT-58A*
16100-49706	GWT-55A	16100-59235	GWT-113A	16100-69325	GWT-99A	16100-96120	GWT-105A
16100-49725	GWT-55A	16100-59245	GWT-110A	16100-69335	GWT-71A	16100-97205	GWT-134AH
16100-49726	GWT-55A	16100-59255	GWT-79A	16100-69335A	GWT-71A	16100-97411	GWT-100A
16100-49745	GWT-55A	16100-59256	GWT-115A	16100-69345	GWT-90A	16100-97412	GWT-139A
16100-49755	GWT-82A	16100-59257	GWT-79A	16100-69355	GWT-116AH	16100-B9010	GWT-100A
16100-49756	GWT-82A	16100-59275	GWT-84A	16100-69355	GWT-150A	16100-B9010-000	GWT-100A
16100-49775	GWT-82A	16100-59305	GWT-71A	16100-69356	GWT-116AH	16100-B9025-001	GWT-155A
16100-49776	GWT-82A	16100-60010	GWT-07A	16100-69356	GWT-150A	16100-B9150	GWT-146A
16100-49785	GWT-55A	16100-60080	GWT-08A	16100-69385	GWT-106A	16100-B9440	GWT-139A
16100-49786	GWT-55A	16100-60090	GWT-18A	16100-69395	GWT-97A	16100-E0222	GWT-147A
16100-49787	GWT-55A	16100-61010	GWT-19A	16100-69405	GWT-103A	16100-E0271	GWT-148A
16100-49805	GWT-82A	16100-61011	GWT-19A	16100-69425	GWT-94A	16100-E0271	GWT-148A
16100-49815	GWT-120AH	16100-61012	GWT-19A	16100-69435	GWT-94A	16101-76030	GWT-87A
16100-49816	GWT-120AH	16100-61013	GWT-19A	16100-69445	GWT-71A	16103-40010	GWT-36A
16100-49835	GWT-120AH	16100-61020	GWT-19A	16100-69455	GWT-71A	16103-40011	GWT-36A
16100-49836	GWT-120AH	16100-61030	GWT-19A	16100-69535	GWT-103A	16103-40030	GWT-06A
16100-49837	GWT-120AH	16100-61040	GWT-22A	16100-76006	GWT-24A	16103-40031	GWT-06A
16100-49838	GWT-120AH	16100-61041	GWT-22A	16100-76036	GWT-54A	16103-40051	GWT-06A
16100-49867	GWT-118AH	16100-61070	GWT-88A*	16100-78010	GWT-126A	16103-40084	GWT-06A
16100-49868	GWT-118AH	16100-61120	GWT-88A*	16100-78011	GWT-126A	16103-49410	GWT-06A
16100-50010	GWT-84A	16100-61130	GWT-88A*	16100-78051	GWT-148A	16110-01010	GWT-58A
16100-50020	GWT-84A	16100-64H00	GWT-94A	16100-78060	GWT-130A	16110-09010	GWT-77A
16100-50021	GWT-84A	16100-64H01	GWT-94A	16100-78102-71	GWT-127A*	16110-10100	GWT-93A
16100-50022	GWT-84A	16100-64H02	GWT-94A	16100-78120	GWT-105A	16110-15010	GWT-43A
16100-50023	GWT-84A	16100-64H03	GWT-94A	16100-78300	GWT-104A	16110-15020	GWT-49A
16100-55010	GWT-113A	16100-64H04	GWT-94A	16100-78300-71	GWT-104A	16110-15045	GWT-58A
16100-55011	GWT-113A	16100-64H04-000	GWT-94A	16100-79015	GWT-66A	16110-15046	GWT-58A
16100-55020	GWT-113A	16100-64H05	GWT-94A	16100-79025	GWT-70A	16110-15047	GWT-58A
16100-59015	GWT-47A	16100-64H06	GWT-94A	16100-79035	GWT-54A	16110-15050	GWT-58A
16100-59016	GWT-47A	16100-64H06-000	GWT-94A	16100-79036	GWT-54A	16110-15070	GWT-78A
16100-59017	GWT-47A	16100-64H07	GWT-94A	16100-79037	GWT-114A	16110-15080	GWT-78A
16100-59026	GWT-56A	16100-69025	GWT-57A	16100-79037-000	GWT-54A	16110-15085	GWT-78A
16100-59045	GWT-42A	16100-69026	GWT-57A	16100-79045	GWT-67A*	16110-16010	GWT-62A
16100-59046	GWT-42A	16100-69035	GWT-65A*	16100-79075	GWT-77A*	16110-16020	GWT-63A
16100-59047	GWT-42A	16100-69036	GWT-65A*	16100-79095	GWT-67A*	16110-18010	GWT-31A
16100-59048	GWT-42A	16100-69037	GWT-65A*	16100-79115	GWT-111A	16110-18020	GWT-31A
16100-59049	GWT-42A	16100-69075	GWT-53A*	16100-79116	GWT-111A	16110-19015	GWT-51A
16100-59055	GWT-47A	16100-69076	GWT-53A*	16100-79117	GWT-111A	16110-19026	GWT-43A
16100-59065	GWT-109A	16100-69078	GWT-53A*	16100-79126	GWT-67A*	16110-19035	GWT-43A

CROSS REFERENCE

OEM ⇒ GMB		OEM ⇒ GMB		OEM ⇒ GMB		OEM ⇒ GMB	
TOYOTA		TOYOTA		TOYOTA		TOYOTA	
16110-19036	GWT-43A	16110-49055	GWT-55A	16120-41131	GWT-28A	16210-66010	GWT-152F
16110-19045	GWT-58A	16110-49065	GWT-55A	16120-41170	GWT-28A	16210-66020	GWT-152F
16110-19046	GWT-58A	16110-49066	GWT-55A	16120-42010	GWT-28A	16210-72010	GWT-27F
16110-19047	GWT-58A	16110-49075	GWT-55A	16120-42011	GWT-28A	16210-73010	GWT-27F
16110-19055	GWT-68A	16110-49076	GWT-55A	16120-42012	GWT-28A	16210-75040	GWT-153F
16110-19065	GWT-68A	16110-49085	GWT-55A	16120-45030	GWT-28A	16210-75060	GWT-153F
16110-19075	GWT-78A	16110-49086	GWT-55A	16120-45080	GWT-28A	16210-75080	GWT-153F
16110-19076	GWT-78A	16110-49097	GWT-120A	16120-45100	GWT-55A	16210-75100	GWT-153F
16110-19085	GWT-78A	16110-49115	GWT-95A	16120-45110	GWT-55A	16210-75110	GWT-153F
16110-19086	GWT-78A	16110-49116	GWT-95A	16120-45151	GWT-76A	16210-75111	GWT-153F
16110-19095	GWT-68A	16110-49147	GWT-118A	16120-47011	GWT-21A	16210-88230	GWT-26AF*
16110-19105	GWT-58A	16110-49148	GWT-118A	16120-47012	GWT-21A	16210-88260	GWT-31F
16110-19106	GWT-93A	16110-49156	GWT-140A	16120-47013	GWT-21A		
16110-19107	GWT-117A	16110-60080	GWT-08A	16120-47020	GWT-21A		
16110-19115	GWT-49A	16110-61071	GWT-88A	16120-47021	GWT-21A		
16110-19125	GWT-129A	16110-61080	GWT-89A	16120-47022	GWT-21A		
16110-19135	GWT-83A	16110-61081	GWT-89A	16120-47023	GWT-21A		
16110-19145	GWT-83A	16110-61120	GWT-88A	16120-49015	GWT-28A		
16110-19146	GWT-83A	16110-61130	GWT-89A	16120-49025	GWT-28A		
16110-19155	GWT-62A	16110-61170	GWT-72A	16120-49036	GWT-28A		
16110-19165	GWT-63A	16110-61180	GWT-73A	16120-49045	GWT-55A		
16110-19185	GWT-86A	16110-63010	GWT-53A	16120-49046	GWT-55A		
16110-19195	GWT-121A	16110-69010	GWT-53A	16120-49055	GWT-55A		
16110-19205	GWT-83A	16110-69035	GWT-53A	16120-49065	GWT-28A		
16110-19225	GWT-93A	16110-69036	GWT-53A	16120-49080	GWT-28A		
16110-19226	GWT-93A	16110-69037	GWT-53A	16120-68010	GWT-65A		
16110-19295	GWT-83A	16110-69045	GWT-116A	16120-69010	GWT-65A		
16110-26020	GWT-35A	16110-69155	GWT-73A	16120-69015	GWT-65A		
16110-26021	GWT-31A	16110-69265	GWT-72A	16120-78120	GWT-105A		
16110-26022	GWT-31A	16110-79015	GWT-67A	16120-78120-71	GWT-105A		
16110-28010	GWT-31A	16110-79025	GWT-77A	16120-78151-71	GWT-76A		
16110-28020	GWT-31A	16110-79026	GWT-77A	16120-96120-71	GWT-105A		
16110-33010	GWT-26AF*	16110-79035	GWT-107A	16124-0P030	GWT-151A		
16110-34090	GWT-26AF*	16110-79045	GWT-77A	16210-0W010	GWT-153F		
16110-34100	GWT-27AF	16110-79095	GWT-67A	16210-13020	GWT-59F		
16110-34110	GWT-26AF*	16110-79105	GWT-107A	16210-16010	GWT-31F		
16110-34140	GWT-27AF	16110-79115	GWT-107A	16210-18010	GWT-31F		
16110-38021	GWT-32A	16110-79125	GWT-107A	16210-26020	GWT-35F		
16110-38022	GWT-32A	16110-79135	GWT-122A	16210-26021	GWT-31F		
16110-38030	GWT-23A	16110-82010	GWT-31A	16210-28010	GWT-31F		
16110-38031	GWT-23A	16110-88221	GWT-46A	16210-28020	GWT-31F		
16110-39025	GWT-26AF*	16110-88250	GWT-27A	16210-31010	GWT-27F		
16110-39026	GWT-26AF*	16110-88251	GWT-27A	16210-31030	GWT-27F		
16110-39035	GWT-23A	16110-88252	GWT-27A	16210-34080	GWT-32F		
16110-39116	GWT-12A	16110-88260	GWT-45A	16210-34100	GWT-27F		
16110-41100	GWT-28A	16120-33010	GWT-44A	16210-34101	GWT-27F		
16110-41110	GWT-28A	16120-33020	GWT-44A	16210-34102	GWT-27F		
16110-41130	GWT-28A	16120-34010	GWT-44A	16210-34130	GWT-27F		
16110-41131	GWT-28A	16120-34020	GWT-44A	16210-38022	GWT-32F		
16110-41170	GWT-28A	16120-34090	GWT-44A	16210-38023	GWT-32F		
16110-41240	GWT-55A	16120-34100	GWT-27A	16210-38024	GWT-32F		
16110-41250	GWT-55A	16120-34101	GWT-27A	16210-38050	GWT-32F		
16110-45090	GWT-28A	16120-34110	GWT-44A	16210-38060	GWT-32F		
16110-45100	GWT-55A	16120-34120	GWT-44A	16210-44010	GWT-27F		
16110-45110	GWT-55A	16120-34140	GWT-27A	16210-54040	GWT-32F		
16110-49015	GWT-28A	16120-39345	GWT-64A	16210-54050	GWT-61F		
16110-49016	GWT-28A	16120-41020	GWT-15A	16210-54060	GWT-61F		
16110-49025	GWT-28A	16120-41040	GWT-15A	16210-54070	GWT-61F		
16110-49026	GWT-28A	16120-41060	GWT-28A	16210-54080	GWT-61F		
16110-49035	GWT-28A	16120-41100	GWT-28A	16210-54090	GWT-61F		
16110-49036	GWT-28A	16120-41110	GWT-28A	16210-54120	GWT-61F		
16110-49045	GWT-55A	16120-41130	GWT-28A	16210-56050	GWT-32F		

CROSS REFERENCE

OEM ⇒ GMB		OEM ⇒ GMB		OEM ⇒ GMB		OEM ⇒ GMB	
VOLKSWAGEN		VOLKSWAGEN		VOLKSWAGEN		VOLKSWAGEN	
1101228	GWVW-22A	030-121-005S	GWVW-14A	055-121-010X	GWVW-09A	078-121-004J	GWVW-16A
1124940	GWVW-22A	030121005T	GWVW-12A	055-121-011A	GWVW-09A	078-121-004JV	GWVW-16A
1138725	GWVW-22A	030121005TV	GWVW-12A	055-121-019	GWVW-09A	078-121-004JX	GWVW-16A
1250684	GWVW-22A	030121005TX	GWVW-12A	056-121-005	GWVW-09A	078-121-004Q	GWVW-16A
1250685	GWVW-22A	030-121-008A	GWVW-13A	056-121-005A	GWVW-09A	078-121-004QX	GWVW-16A
1307485	GWVW-22A	030121008AX	GWVW-14A	056-121-011	GWVW-09A	3M21 8501 AA	GWVW-22A
1459215	GWVW-22A	030-121-008C	GWVW-14A	056-121-013A	GWVW-09A	3M21 8502 BA	GWVW-22A
2716132	GWVW-06A	030-121-008CX	GWVW-14A	056-121-019A	GWVW-09A	6M21 8501 AA	GWVW-22A
12571857	GWVW-06A	030-121-008D	GWVW-12A	059-121-011B	GWVW-08A		
026121010	GWVW-07AH	030-121-008DX	GWVW-12A	059-121-011C	GWVW-08A		
59121011	GWVW-08A	030121008K	GWVW-20A	059-121-011D	GWVW-08A		
69121004	GWVW-06A	035-121-004A	GWVW-10A	059-121-011E	GWVW-08A		
361210050	GWVW-13A	035-121-004AV	GWVW-10A	059-121-011F	GWVW-08A		
681210058	GWVW-09A	035-121-004AX	GWVW-10A	060-121-010	GWVW-04A		
021-121-004	GWVW-07A	035-121-004E	GWVW-10A	060-121-010X	GWVW-04A		
021-121-004A	GWVW-15A	035-121-005C	GWVW-10A	060-121-011	GWVW-04A		
021-121-004AX	GWVW-15A	035-121-005E	GWVW-10A	068-121-005	GWVW-09A		
021-121-004V	GWVW-15A	036-121-005B	GWVW-13A	068-121-005A	GWVW-07A		
021-121-004X	GWVW-15A	036-121-005E	GWVW-13A	068-121-005A	GWVW-11AH		
021-121-019A	GWVW-15A	036-121-005EV	GWVW-13A	068-121-005AV	GWVW-09A		
021-121-019B	GWVW-15A	036-121-005EX	GWVW-13A	068-121-005B	GWVW-09A		
026 121 005H	GWVW-07A	036-121-005Q	GWVW-13A	068-121-005C	GWVW-09A		
026-121-005A	GWVW-07A	036-121-005R	GWVW-13A	068-121-005X	GWVW-09A		
026-121-005C	GWVW-07A	036-121-005S	GWVW-13A	068-121-010	GWVW-09A		
026121005E	GWVW-07A	036-121-005SX	GWVW-13A	068121010A	GWVW-07AH		
026121005E	GWVW-11A	036-121-008E	GWVW-13A	068-121-010A	GWVW-07A		
026-121-005E	GWVW-07A	036-121-008K	GWVW-13A	068121010AX	GWVW-07AH		
026121005G	GWVW-07A	036-121-008KX	GWVW-13A	069-121-004	GWVW-06A		
026121005G	GWVW-11A	036-121-008L	GWVW-13A	069-121-004AV	GWVW-06A		
026-121-005G	GWVW-07A	036-121-008LV	GWVW-13A	069-121-004D	GWVW-06A		
026121005H	GWVW-07A	036-121-008LX	GWVW-13A	069-121-004V	GWVW-06A		
026121005H	GWVW-11A	036-121-011SV	GWVW-13A	069-121-004X	GWVW-06A		
026-121-005H	GWVW-07A	036-121-011SX	GWVW-13A	069-121-005D	GWVW-06A		
026-121-010	GWVW-07A	037-121-005B	GWVW-07A	06A-121-011	GWVW-17A		
026-121-010A	GWVW-09A	037-12-1005C	GWVW-07A	06A-121-011R	GWVW-17A		
026-121-010C	GWVW-07A	037-121-010	GWVW-07A	06F-121-011	GWVW-17A		
026121010CV	GWVW-07AH	037121010A	GWVW-07AH	06F-121-011R	GWVW-17A		
026-121-010D	GWVW-09A	037-121-010A	GWVW-11AH	074-121-004	GWVW-19A		
026-121-010DV	GWVW-09A	037121010B	GWVW-07AH	074-121-004A	GWVW-19A		
026121010DX	GWVW-09A	038-121-005C	GWVW-09A	074-121-004AV	GWVW-19A		
026-121-010DX	GWVW-09A	038121011A	GWVW-18A	074-121-004AX	GWVW-19A		
026-121-010E	GWVW-07A	038121011AV	GWVW-18A	074-121-004BV	GWVW-19A		
026121010F	GWVW-07AH	038121011AX	GWVW-18A	074-121-004BX	GWVW-19A		
026-121-010F	GWVW-07A	045.121.011	GWVW-22A	074-121-004F	GWVW-19A		
026121010FV	GWVW-07AH	045.121.011B	GWVW-22A	074-121-004FX	GWVW-19A		
026121010X	GWVW-07AH	045.121.011BV	GWVW-22A	074-121-004NX	GWVW-19A		
026-121-011	GWVW-07A	045.121.011BX	GWVW-22A	074-121-004V	GWVW-19A		
030.121.005N	GWVW-20A	045.121.011F	GWVW-22A	074-121-004X	GWVW-19A		
030.121.005NV	GWVW-20A	045.121.011FX	GWVW-22A	074121005M	GWVW-19A		
030.121.005NX	GWVW-20A	045121011BX	GWVW-22A	074-121-005M	GWVW-19A		
030.121.005T	GWVW-20A	046-121-004	GWVW-06A	074-121-005MV	GWVW-19A		
030.121.005TX	GWVW-20A	046-121-004D	GWVW-06A	074-121-005MX	GWVW-19A		
030.121.008D	GWVW-20A	048-121-011	GWVW-04A	074-121-005N	GWVW-19A		
030.121.008DX	GWVW-20A	052-121-004	GWVW-05A	074-121-005NV	GWVW-19A		
030.121.008K	GWVW-20A	052-121-004V	GWVW-05A	074-121-005NX	GWVW-19A		
030.121.008L	GWVW-20A	052-121-004X	GWVW-05A	074-121-005P	GWVW-19A		
030121005A	GWVW-14A	052-121-005	GWVW-05A	076-121-005	GWVW-19A		
030-121-005AV	GWVW-14A	052-121-005A	GWVW-05A	076-121-005A	GWVW-19A		
030-121-005AX	GWVW-14A	052-121-019	GWVW-05A	078-121-004	GWVW-16A		
030-121-005N	GWVW-12A	054121004A	GWVW-21A	078-121-004H	GWVW-16A		
030-121-005NV	GWVW-12A	054121004AV	GWVW-21A	078-121-004HV	GWVW-16A		
030-121-005NX	GWVW-12A	054121004AX	GWVW-21A	078-121-004HX	GWVW-16A		

COMPETITIVE REFERENCE

COMPETITOR ⇒ GMB		COMPETITOR ⇒ GMB		COMPETITOR ⇒ GMB		COMPETITOR ⇒ GMB	
AIR TEX		AIR TEX		AIR TEX		AIR TEX	
AW1002	GWG-32A	AW1351	GWF-47A	AW1712	GWHO-50A	AW4038	GWF-56A
AW1006	GWT-03A	AW1359	GWP-13A	AW1712	GWHO-52A	AW4039	GWF-53A
AW1010	GWCR-17A	AW1361	GWP-10A	AW1713	GWT-119A	AW4039	GWMZ-37A
AW1012	GWHY-108A	AW1364	GWF-88A	AW1714	GWT-133A	AW4040	GWF-50A
AW1012	GWM-01A	AW1368	GWD-15A	AW1714	GWT-98A	AW4041	GWF-51A
AW1018	GWG-07A	AW1369	GWBM-11A	AW1717	GWCR-40A	AW4042	GWF-58A
AW1028	GWF-42A	AW1371	GWBM-09A	AW1721	GWHY-35A	AW4044	GWF-67A
AW1040	GWCR-20A	AW1382	GWHO-37A	AW1721	GWHY-42A	AW4049	GWF-66A
AW1042	GWF-15A	AW1384	GWF-86A	AW1723	GWG-103A	AW4049	GWK-17A
AW1042	GWMZ-10A	AW1399	GWBL-18A	AW1725	GWCR-41A	AW4049	GWMZ-31A
AW1044	GWF-29A	AW1401	GWN-49A	AW1727	GWK-22A	AW4050	GWF-63A
AW1045	GWG-40A	AW1403	GWN-29A	AW1728	GWBE-05A	AW4051	GWF-60A
AW1046	GWIS-14A	AW1415	GWF-109A	AW1731	GWT-124A	AW4052	GWF-70A
AW1047	GWF-24A	AW1419	GWP-11A	AW1735	GWG-93A	AW4053	GWF-64A
AW1061	GWO-01A	AW1446	GWO-16A	AW1750	GWT-141A	AW4053	GWK-32A
AW1077	GWAM-01A	AW1448	GWO-17A	AW1754	GWN-84A	AW4053	GWK-52A
AW1079-1	GWBL-03A	AW1468	GWF-14A	AW1756	GWHO-47A	AW4053	GWMZ-32A
AW1086-M	GWFI-05A	AW1472	GWF-17A	AW1778	GWHY-19A	AW4053	GWMZ-71A
AW1091-A	GWBL-11A	AW1512	GWD-35A	AW1790	GWT-115A	AW4054	GWF-61A
AW1093	GWCR-02A	AW1515	GWN-44A	AW1790	GWT-79A	AW4057	GWF-93A
AW1099	GWIH-01A	AW1523	GWFI-13A	AW1791	GWT-65A	AW4060	GWF-77A
AW1100	GWG-36A	AW1523	GWFI-14A	AW1792	GWT-91A	AW4060	GWMZ-47A
AW1107	GWG-12A	AW1530	GWVW-12A	AW1794	GWT-138A	AW4065	GWF-69A
AW1109	GWG-27A	AW1530	GWVW-20A	AW1794	GWT-85A	AW4066	GWF-75A
AW1110	GWG-16A	AW1537	GWN-72A	AW1795	GWMZ-49A	AW4068	GWF-71A
AW1114	GWF-35A	AW1550	GWO-19A	AW1799	GWIS-25A	AW4068	GWMZ-35A
AW1120	GWG-26A	AW1562	GWF-89A	AW1823	GWT-142A	AW4069	GWF-72A
AW1121	GWG-25A	AW1567	GWN-62A	AW1829	GWS-34A	AW4078	GWMZ-41A
AW1124	GWM-03A	AW1578	GWR-14A	AW1831	GWMZ-57A	AW4078	GWMZ-69A
AW1125	GWFI-06A	AW1581	GWVW-13A	AW1832	GWS-30A	AW4079	GWF-76A
AW1127	GWIS-01A	AW1582	GWVW-14A	AW1834	GWG-106AT	AW4084	GWF-108A
AW1127	GWP-08AP	AW1615	GWBE-06A	AW1835	GWCR-43A	AW4087	GWF-92A
AW1133-1	GWR-11A	AW1624	GWHO-54A	AW1836	GWT-151A	AW4088	GWF-90A
AW1140	GWVW-11A	AW1625	GWHO-46A	AW1837	GWM-93AM	AW4089	GWF-79A
AW1151	GWF-40A	AW1631	GWDW-90A	AW1841	GWSU-25A	AW4090	GWF-80A
AW1163	GWO-05AP	AW1631	GWG-90A	AW1844	GWF-116A	AW4091	GWF-91A
AW1164	GWDW-13A	AW1632	GWDW-87A	AW1847	GWHY-44A	AW4091	GWMZ-54A
AW1164-C	GWDW-46A	AW1632	GWG-87A	AW1847	GWHY-44AH	AW4093	GWF-84A
AW1165	GWDW-11A	AW1632	GWG-88A	AW1848	GWF-119A	AW4094	GWF-82A
AW1165-D	GWO-09A	AW1633	GWDW-92A	AW1855	GWM-52A	AW4095	GWF-85A
AW1166	GWO-14AP	AW1633	GWG-92A	AW1873	GWM-78A	AW4095	GWMZ-45A
AW1167	GWDW-10A	AW1637	GWT-83AH	AW1899	GWF-107A	AW4098	GWF-95A
AW1167	GWO-10A	AW1641	GWR-15A	AW1899	GWF-107AH	AW4099	GWF-81A
AW1168	GWO-15A	AW1641	GWR-16A	AW1905	GWS-28A	AW4100	GWF-75A
AW1176	GWP-07A	AW1642	GWHD-10A	AW1930	GWN-64A	AW4101	GWF-96A
AW1190	GWVO-06A	AW1646	GWDW-38A	AW1932	GWT-150A	AW4102	GWF-97A
AW1195	GWR-12A	AW1646	GWMZ-64A	AW2039	GWIS-27A	AW4103	GWF-94A
AW1228	GWF-18A	AW1646	GWS-13A	AW3403	GWAM-03A	AW4105	GWF-101A
AW1229	GWF-65A	AW1646	GWS-19A	AW3404	GWAM-05A	AW4107	GWF-99A
AW1230	GWF-49A	AW1659	GWMZ-58A	AW3405	GWR-10A	AW4108	GWF-102A
AW1232	GWF-02A	AW1660	GWFI-15A	AW3408	GWR-06A	AW4113	GWF-83A
AW1287	GWF-87A	AW1666	GWBL-19A	AW3412	GWAM-08A	AW4115	GWF-100A
AW1294	GWO-11A	AW1672	GWN-76A	AW3413	GWAM-06A	AW4130	GWF-116A
AW1304	GWHO-11A	AW1681	GWN-73A	AW3414	GWAM-07A	AW4132	GWMZ-75A
AW1306	GWBL-14A	AW1684	GWT-100A	AW4003	GWF-10A	AW5000	GWG-05A
AW1307	GWBM-10A	AW1684	GWT-136A	AW4005	GWF-16A	AW5000P	GWG-05AP
AW1310	GWP-12A	AW1685	GWT-102A	AW4016	GWF-21A	AW5001	GWG-04A
AW1330	GWDW-12A	AW1696	GWO-18A	AW4017	GWF-22A	AW5004	GWG-03A
AW1330	GWO-12A	AW1698	GWT-101A	AW4018	GWF-104A	AW5006	GWG-17A
AW1348	GWVW-07AH	AW1698	GWT-135A	AW4022	GWF-36A	AW5007	GWG-06A
AW1348	GWVW-11AH	AW1699	GWT-123A	AW4033	GWF-41A	AW5008	GWG-33A
AW1349	GWVW-09AH	AW1704	GWHY-20A	AW4034	GWF-48A	AW5009	GWIS-19A

COMPETITIVE REFERENCE

COMPETITOR ⇒ GMB		COMPETITOR ⇒ GMB		COMPETITOR ⇒ GMB		COMPETITOR ⇒ GMB	
AIR TEX		AIR TEX		AIR TEX		AIR TEX	
AW5010	GWG-37A	AW7118	GWM-27A	AW9039N	GWT-55A	AW9129	GWHO-29A
AW5013	GWG-19A	AW7120	GWM-37A	AW9040N	GWT-52A	AW9130	GWHO-26A
AW5015	GWG-21A	AW7121	GWM-40A	AW9041	GWN-24A	AW9131	GWHO-30A
AW5016	GWG-22A	AW7121	GWM-74A	AW9043N	GWHO-07A	AW9132	GWIS-20A
AW5017	GWG-11A	AW7122	GWCR-26A	AW9044	GWN-26A	AW9133	GWIS-31A
AW5020	GWG-51A	AW7126	GWCR-27A	AW9045	GWT-43A	AW9140	GWT-107A
AW5022	GWG-52A	AW7127	GWCR-28A	AW9046	GWT-49A	AW9140	GWT-122A
AW5023	GWG-102A	AW7129	GWM-50A	AW9048	GWT-53A	AW9140	GWT-67A
AW5024	GWG-44A	AW7131	GWHY-08A	AW9049	GWVO-03A	AW9141	GWT-64A
AW5027	GWG-53A	AW7131	GWM-53A	AW9050	GWMZ-21A	AW9142	GWT-80A
AW5028	GWG-45A	AW7135	GWM-47A	AW9053	GWMZ-18A	AW9145	GWT-81A
AW5029	GWG-57A	AW7136	GWAM-09A	AW9056	GWHO-21A	AW9148	GWVO-05A
AW5029	GWS-08A/12A	AW7140	GWCR-29A	AW9057	GWG-50A	AW9149	GWBM-01A
AW5029	GWS-12A	AW7141	GWCR-31A	AW9057	GWT-58A	AW9152	GWBM-02A
AW5030	GWG-23A	AW7145	GWCR-38A	AW9057	GWT-78A	AW9153	GWBM-07A
AW5031	GWIS-30A	AW7147	GWM-47A	AW9058	GWN-28A	AW9155	GWT-73A
AW5032	GWG-47A	AW7148	GWM-48A	AW9059	GWT-57A	AW9161	GWSU-13A
AW5033	GWG-48A	AW7150	GWCR-30A	AW9059	GWT-94A	AW9162	GWN-43A
AW5035	GWG-72A	AW7151	GWCR-32A	AW9060	GWMZ-25A	AW9164	GWBL-13A
AW5036	GWG-61A	AW7152	GWM-51A	AW9063	GWN-31A	AW9166	GWMZ-36A
AW5037	GWG-60A	AW7153	GWCR-33A	AW9064	GWT-50A	AW9167	GWMZ-38A
AW5038	GWG-70A	AW7156	GWCR-39A	AW9065	GWVW-07A	AW9168	GWM-45A
AW5040	GWG-54A	AW7158	GWCR-34A	AW9066	GWVW-09A	AW9170	GWT-28A
AW5041	GWG-49A	AW7159	GWCR-37A	AW9067	GWV-52A	AW9172	GWBE-02A
AW5043	GWG-66A	AW7160	GWCR-36A	AW9067	GWMZ-30A	AW9176	GWBE-03A
AW5045	GWG-46A	AW7162	GWCR-35A	AW9067	GWMZ-56A	AW9177	GWVW-04A
AW5048	GWDW-16A	AW7164	GWAM-10A	AW9067	GWS-31A	AW9178	GWBE-01A
AW5048	GWS-16A	AW855	GWG-42A	AW9068	GWVO-04A	AW9179	GWN-01A
AW5049	GWG-55A	AW890	GWT-06A	AW9069	GWHO-22A	AW9185	GWBL-01A
AW5049	GWG-62A	AW895	GWT-01A	AW9071	GWVW-06A	AW9189	GWT-22A
AW5050	GWG-59A	AW898	GWG-35A	AW9074	GWV-73A	AW9193	GWP-06A
AW5050N	GWG-76A	AW9003	GWFI-03A	AW9074	GWN-36A	AW9198	GWN-19A
AW5050N	GWG-77A	AW9004	GWVW-08A	AW9074	GWT-36A	AW9200	GWT-61A
AW5054	GWG-80A	AW9006	GWT-26AF	AW9075	GWT-62A	AW9203	GWFI-04A
AW5055	GWG-81A	AW9008	GWN-12AF	AW9076	GWG-58A	AW9206	GWN-40A
AW5057	GWO-13A	AW9009	GWN-03A	AW9076	GWT-63A	AW9207	GWN-39A
AW5058	GWG-63A	AW9010	GWN-02A	AW9078	GWT-08A	AW9209	GWHO-28A
AW5058	GWS-15A	AW9011	GWN-05A	AW9080	GWSU-14A	AW9211	GWBL-12A
AW5062	GWG-83A	AW9012	GWT-01A	AW9082	GWBL-05A	AW9212	GWM-44A
AW5064	GWG-85A	AW9013	GWVO-01A	AW9083	GWHO-23A	AW9213	GWN-48A
AW5070	GWG-75A	AW9014	GWSU-01A	AW9084	GWFI-01A	AW9214	GWN-42A
AW5072	GWG-84A	AW9015	GWT-30A	AW9086	GWT-51A	AW9215	GWSU-15A
AW5075	GWG-78A	AW9016	GWT-35A	AW9087	GWT-67A	AW9215	GWSU-21A
AW5076	GWCR-01A	AW9017	GWT-23A	AW9092	GWT-54A	AW9216	GWT-87A
AW5076	GWG-86A	AW9017	GWT-41A	AW9093	GWSU-06A	AW9218	GWHO-35A
AW5077	GWG-82A	AW9018	GWT-31A	AW9094	GWT-42A	AW9220	GWIS-32A
AW6252	GWT-157A	AW9018	GWT-31AF	AW9097	GWHO-25A	AW9221	GWIS-33A
AW7100	GWCR-06A	AW9020	GWMZ-03A	AW9098	GWT-68A	AW9223	GWSU-12A
AW7105	GWM-12A	AW9021	GWT-10A	AW9099	GWT-77A	AW9224	GWHO-27A
AW7106	GWM-14A	AW9025	GWSU-03A/04A	AW9100	GWT-82A	AW9227	GWS-03A
AW7108	GWM-19A	AW9026	GWN-11A	AW9104	GWN-41A	AW9232	GWS-11A
AW7108	GWM-46A	AW9027	GWT-32A	AW9105	GWIS-22A	AW9237	GWD-32A
AW7110	GWCR-05A	AW9028	GWT-38A	AW9107	GWSA-03A	AW9238	GWD-34A
AW7111	GWM-22A	AW9029	GWHO-10A	AW9108	GWSA-02A	AW9247	GWT-89A
AW7114	GWM-23A	AW9029	GWHO-15AP	AW9111	GWMZ-29A	AW9250	GWHO-32A
AW7115	GWHY-17A	AW9031	GWN-23AF	AW9114	GWN-20A	AW9251	GWHO-34A
AW7115	GWM-17A	AW9033N	GWHO-03A	AW9115	GWHO-24A	AW9253	GWHO-44A
AW7115	GWM-77A	AW9033N	GWHO-12AP	AW9116	GWN-35A	AW9255	GWSU-16A
AW7116	GWM-13A	AW9033N	GWHO-13AP	AW9117	GWBM-06A	AW9256	GWT-120AH
AW7117	GWHY-107A	AW9034	GWHO-15AP	AW9119	GWBM-04A	AW9256	GWT-95A
AW7117	GWM-32A	AW9034	GWHO-16AP	AW9120	GWBM-08A	AW9257	GWT-84A
AW7117	GWM-39A	AW9035	GWHO-08A	AW9122	GWBM-05A	AW9258	GWT-71A

COMPETITIVE REFERENCE

COMPETITOR ⇒ GMB		COMPETITOR ⇒ GMB		COMPETITOR ⇒ GMB		COMPETITOR ⇒ GMB	
AIR TEX		AIR TEX		AISIN		AISIN	
AW9259	GWMZ-42A	AW960	GWF-38A	WPF-024	GWSU-24A	WPD-005	GWD-30A
AW9269	GWT-99A	AW964	GWF-03A	WPM-068V	GWM-100A	WPD-006	GWD-31A
AW9270	GWN-50A	AW966	GWF-01A	WPT-187	GWH-02A	WPD-007	GWD-27A
AW9271	GWG-68A	AW975	GWG-28A	WPT-187	GWT-148A	WPD-008	GWD-34A
AW9271	GWT-83A	AW987	GWT-02A	WPT-187	GWT-156A	WPD-008	GWD-39A
AW9272	GWG-71A	AW988	GWT-04A	WPT-194	GWT-154A	WPD-009	GWD-17A
AW9272	GWT-86A	AW988	GWT-44A	WPTS-008	GWT-157A	WPD-010	GWD-25A
AW9272	GWT-86AH			FCT-002	GWT-153F	WPD-011	GWD-33A
AW9273	GWHO-33A			FDO-001	GWG-94A	WPD-012	GWD-46A
AW9274R	GWVW-19A			VT-904	GWT-152F	WPD-013	GWD-34A
AW9278	GWIS-34A			WE-C101	GWP-11A	WPD-014	GWD-26A
AW9279	GWVW-21A			WE-F001	GWF-10A	WPD-015	GWD-15A
AW9285	GWVO-07A			WE-F002	GWF-40A	WPD-021	GWD-35A
AW9288	GWHO-36A			WE-F003	GWFI-03A	WPD-022	GWD-44A
AW9291	GWT-90A			WE-F101	GWFI-03A	WPD-023	GWD-40A
AW9293	GWT-131A			WF-012	GWSU-01A	WPD-023	GWD-42A
AW9293	GWT-96A			WH-008	GWHO-01AP	WPD-023	GWD-49AH
AW9296	GWT-24A			WH-008	GWHO-03A	WPD-023	GWD-54A
AW9298	GWT-66A			WH-008	GWHO-13AP	WPD-024	GWD-48A
AW9300	GWMZ-02A			WH-009	GWHO-04A	WPD-025	GWD-47A
AW9301	GWR-03A			WK-002	GWK-15A	WPD-026	GWD-45A
AW9302	GWIS-35A			WM-901	GWM-58A	WPD-030	GWD-43A
AW9305	GWMZ-39A			WN-043	GWN-19A	WPD-030*	GWD-43AH
AW9306	GWT-92A			WN-076	GWN-62A	WPD-034	GWD-32A
AW9309	GWN-51A			WO-001	GWDW-90A	WPD-037	GWD-41A
AW9310	GWM-60A			WO-001	GWG-90A	WPD-903	GWD-28A
AW9318	GWMZ-43A			WO-002	GWDW-46A	WPD-907	GWD-57A
AW932	GWF-11A			WO-002	GWDW-87A	WPD-907	GWT-146A
AW9320	GWT-106A			WO-002	GWDW-88A	WPF-001	GWSU-17A
AW9321	GWHO-56A			WO-002	GWG-46A	WPF-002	GWSU-12A
AW9324	GWT-97A			WO-002	GWG-87A	WPF-003	GWSU-13A
AW9325	GWT-103A			WO-002	GWG-88A	WPF-004	GWSU-18A
AW9328	GWMZ-74A			WO-003	GWDW-10A	WPF-005	GWSU-03A
AW9334	GWT-93A			WO-003	GWG-61A	WPF-006	GWSU-15A
AW9338	GWN-61A			WO-003	GWO-10A	WPF-007	GWSU-14A
AW9342	GWS-36A			WO-004	GWDW-13A	WPF-008	GWSU-16A
AW9349	GWHO-40A			WO-004	GWO-13A	WPF-011	GWSU-11A
AW9352	GWHO-39A			WO-005	GWDW-11A	WPF-012	GWSU-04A
AW9359	GWM-54A			WO-006	GWDW-92A	WPF-013	GWSU-06A
AW9360	GWM-59A			WO-006	GWG-92A	WPF-016	GWSU-08RK
AW9364	GWHY-23A			WO-007	GWDW-91A	WPF-021	GWSU-20A
AW9364	GWHY-23A			WO-007	GWG-91A	WPG-001	GWIS-31A
AW9367	GWT-117A			WO-009	GWBE-06A	WPG-002	GWIS-35A
AW9367	GWT-117AH			WO-011	GWO-18A	WPG-003	GWIS-36A
AW9371	GWMZ-55A			WO-013	GWG-93A	WPG-004	GWIS-20A
AW9374	GWS-23A			WP-3711A	GWHY-08A	WPG-005	GWIS-37A
AW9378	GWVW-18A			WP-3711A	GWM-53A	WPG-006	GWIS-16A
AW9383	GWHO-57A			WP-3790A	GWM-16A	WPG-014	GWG-53A
AW9385	GWS-20A			WP-4752A	GWM-13A	WPG-014	GWIS-28A
AW9389	GWM-61A			WP-4772A	GWM-24A	WPG-015	GWIS-42A
AW9394	GWMZ-48A			WP-4780	GWM-22A	WPG-015	GWN-66A
AW9395	GWT-140A			WP-8730	GWM-02A	WPG-016	GWIS-10A
AW9399	GWM-80A			WP-8790	GWM-01A	WPG-017	GWIS-43A
AW9399	GWM-81A			WPA-003	GWAM-05A	WPG-021	GWIS-25A
AW9417	GWHY-43A			WPA-004	GWAM-06A	WPG-021	GWIS-45A
AW9417	GWHY-43A			WPA-005	GWAM-07A	WPG-025V	GWIS-50A
AW9419	GWHO-48A			WPA-006	GWAM-08A	WPH-001	GWHO-28A
AW9419	GWHO-55A			WPA-007	GWAM-09A	WPH-002	GWHO-26A
AW9470	GWHO-53A			WPD-001	GWD-36A	WPH-002	GWIS-39A
AW9477	GWHY-11A			WPD-002	GWD-29A	WPH-003	GWHO-23A
AW953	GWF-23A			WPD-003	GWD-37A	WPH-004	GWHO-44A
AW960	GWF-05A			WPD-004	GWD-38A	WPH-005	GWHO-27A

COMPETITIVE REFERENCE

COMPETITOR ⇒ GMB		COMPETITOR ⇒ GMB		COMPETITOR ⇒ GMB		COMPETITOR ⇒ GMB	
AISIN		AISIN		AISIN		AISIN	
WPH-006	GWHO-32A	WPM-017	GWM-69A	WPN-020	GWN-35A	WPS-004	GWS-30A
WPH-006	GWIS-40A	WPM-020	GWM-20A	WPN-021	GWN-02A	WPS-005	GWS-14A
WPH-007	GWHO-35A	WPM-020	GWM-33A	WPN-022	GWN-06A	WPS-006	GWS-16A
WPH-008	GWHO-25A	WPM-022	GWM-37A	WPN-023	GWHD-08A	WPS-007	GWS-15A
WPH-010	GWHO-37A	WPM-028	GWM-72A	WPN-023	GWN-32A	WPS-008	GWS-02A
WPH-011	GWHO-39A	WPM-029	GWM-52A	WPN-024	GWN-31A	WPS-009	GWS-17A
WPH-011	GWIS-38A	WPM-030	GWM-50A	WPN-025	GWN-60A	WPS-016	GWS-24A
WPH-012	GWHO-21A	WPM-031	GWM-60A	WPN-026	GWN-53A	WPS-021	GWMZ-65A
WPH-013	GWHO-24A	WPM-032	GWM-66A	WPN-027	GWN-23AF	WPS-021	GWS-25A
WPH-014	GWHO-22A	WPM-033	GWM-59A	WPN-029	GWN-11A	WPS-022	GWMZ-66A
WPH-015	GWHO-46A	WPM-035	GWM-51A	WPN-030	GWN-56A	WPS-022	GWS-26A
WPH-016	GWHO-29A	WPM-037	GWM-55A	WPN-031	GWN-49A	WPS-028	GWMZ-59A
WPH-017	GWHO-08A	WPM-038	GWM-61A	WPN-032	GWN-03A	WPS-028	GWS-27A
WPH-018	GWHO-34A	WPM-039	GWM-71A	WPN-033	GWN-20A	WPS-031	GWS-22A
WPH-020	GWHO-33A	WPM-040	GWM-65A	WPN-034	GWN-38A	WPS-032	GWS-35A
WPH-021	GWHO-07A	WPM-042	GWM-68A	WPN-035	GWN-29A	WPS-032	GWS-35AH
WPH-022	GWHO-10A	WPM-044	GWM-44A	WPN-036	GWN-01A	WPS-033	GWS-23A
WPH-023	GWHO-30A	WPM-044	GWM-67A	WPN-037	GWN-26A	WPS-036	GWMZ-61A
WPH-024	GWHO-11A	WPM-045	GWM-47A	WPN-038	GWN-45A	WPS-036	GWS-32A
WPH-025	GWHO-16AP	WPM-046	GWM-56A	WPN-039	GWN-37A	WPS-036	GWS-32AH
WPH-026	GWHO-02A	WPM-047	GWM-57A	WPN-041	GWN-21A	WPS-037V	GWS-34A
WPH-028	GWHO-12AP	WPM-048	GWM-48A	WPN-042	GWN-12AF	WPS-901	GWS-20A
WPH-029	GWHO-15AP	WPM-049	GWM-43A	WPN-043	GWN-10A	WPS-902	GWS-36A
WPH-032	GWHO-42A	WPM-054	GWM-26A	WPN-047	GWN-06A	WPS-904	GWS-28A
WPH-033	GWHO-41A	WPM-055	GWM-54A	WPN-049	GWN-12AF	WPT-001	GWT-115A
WPH-034	GWHO-56A	WPM-056	GWM-45A	WPN-052	GWN-59A	WPT-001	GWT-79A
WPH-036	GWHO-36A	WPM-057	GWM-80A	WPN-054	GWN-65AF	WPT-002	GWT-71A
WPH-041	GWHO-45A	WPM-057A	GWM-70A	WPN-055	GWN-78A	WPT-003	GWT-78A
WPH-043	GWHO-47A	WPM-058	GWM-23A	WPN-056	GWIS-41A	WPT-004	GWT-57A
WPH-044	GWHO-48A	WPM-060	GWM-73A	WPN-056	GWN-54A	WPT-004	GWT-94A
WPH-045	GWHO-53A	WPM-061	GWM-75A	WPN-057	GWN-69A	WPT-006	GWT-117A
WPH-046	GWHO-49A	WPM-062	GWM-76A	WPN-058	GWN-39A	WPT-007	GWT-64A
WPH-047	GWHO-40A	WPM-063	GWM-90A	WPN-059	GWN-40A	WPT-008	GWT-58A
WPH-048	GWHO-57A	WPM-063V	GWM-42A	WPN-060	GWN-50A	WPT-009	GWT-111A
WPH-049	GWHO-54A	WPM-066	GWM-81A	WPN-063	GWN-44A	WPT-010	GWT-77A
WPH-055	GWHO-55A	WPM-067	GWM-82A	WPN-067	GWN-43A	WPT-011	GWT-117AH
WPH-058	GWHO-50A	WPM-069	GWM-79A	WPN-068	GWN-79A	WPT-011	GWT-93A
WPH-060	GWHO-52A	WPM-902	GWM-78A	WPN-070	GWN-51A	WPT-012	GWT-85A
WPH-909	GWHO-51A	WPM-904	GWR-06A	WPN-071	GWN-67A	WPT-013	GWT-61A
WPH-911	GWHO-05A	WPM-904	GWR-12A	WPN-076	GWN-38A	WPT-014	GWT-87A
WPK-002	GWK-21A	WPM-906	GWHY-108A	WPN-078	GWN-26A	WPT-015	GWT-91A
WPK-005	GWK-22A	WPM-908	GWM-83A	WPN-079	GWN-05A	WPT-016	GWT-114A
WPM-001	GWHY-17A	WPN-001	GWN-42A	WPN-081	GWN-51A	WPT-016	GWT-54A
WPM-001	GWM-17A	WPN-002	GWN-46AF	WPN-084	GWN-75A	WPT-017	GWT-23A
WPM-001	GWM-77A	WPN-003	GWN-24A	WPN-085	GWN-61A	WPT-017	GWT-41A
WPM-002	GWHY-107A	WPN-004	GWN-41A	WPN-087	GWN-64A	WPT-019	GWT-109A
WPM-002	GWM-32A	WPN-005	GWHD-08A	WPN-095	GWN-74A	WPT-020	GWT-22A
WPM-002	GWM-39A	WPN-005	GWN-32A	WPN-097	GWN-77A	WPT-020	GWT-22AG
WPM-005	GWM-64A	WPN-005	GWN-70A	WPN-099	GWN-73A	WPT-021	GWT-50A
WPM-006	GWM-12A	WPN-006	GWN-47AF	WPN-7180	GWT-105A	WPT-022	GWT-58A
WPM-007	GWM-63A	WPN-007	GWN-30A	WPN-902	GWN-18A	WPT-023	GWT-99A
WPM-008	GWM-33A	WPN-008	GWN-57A	WPN-909	GWN-76A	WPT-025	GWT-82A
WPM-009	GWM-19A	WPN-009	GWMZ-46A	WPO-001	GWDW-38A	WPT-026	GWT-59A
WPM-009	GWM-46A	WPN-009	GWN-52A	WPPG-002V	GWP-13A	WPT-027	GWT-84A
WPM-010	GWHY-105A	WPN-010	GWN-68A	WPS-001	GWMZ-64A	WPT-028	GWT-89A
WPM-010	GWHY-109A	WPN-011	GWN-36A	WPS-001	GWS-13A	WPT-029	GWT-73A
WPM-010	GWM-27A	WPN-012	GWN-55A	WPS-001	GWS-19A	WPT-030	GWT-81A
WPM-012	GWM-44A	WPN-013	GWN-05A	WPS-002	GWS-03A	WPT-031	GWT-30A
WPM-013	GWM-40A	WPN-014	GWN-48A	WPS-002	GWS-11A	WPT-032	GWT-90A
WPM-014	GWHY-130A	WPN-015	GWN-72A	WPS-003	GWS-21A	WPT-033	GWT-86A
WPM-014	GWM-74A	WPN-018	GWN-63A	WPS-004	GWS-08A	WPT-033	GWT-86AH
WPM-015	GWM-35A	WPN-019	GWN-28A	WPS-004	GWS-12A	WPT-034	GWT-113A

COMPETITIVE REFERENCE

COMPETITOR ⇒ GMB		COMPETITOR ⇒ GMB		COMPETITOR ⇒ GMB		COMPETITOR ⇒ GMB	
AISIN		AISIN		AISIN		ASAHI	
WPT-035	GWT-66A	WPT-107	GWT-93A	WPZ-022	GWMZ-74A	A0505	GWHO-01AP
WPT-036	GWT-24A	WPT-108	GWT-83A	WPZ-023	GWMZ-36A	A0505	GWHO-03A
WPT-037	GWT-75A	WPT-108	GWT-83AH	WPZ-028	GWMZ-55A	A0505	GWHO-13AP
WPT-038	GWT-120A	WPT-109	GWT-116AH	WPZ-029	GWMZ-49A	A0509	GWHO-07A
WPT-038	GWT-120AM	WPT-109	GWT-150A	WPZ-031	GWMZ-39A	A0510	GWHO-08A
WPT-042	GWT-138A	WPT-110	GWT-120AH	WPZ-032	GWMZ-41A	A0510	GWHO-10A
WPT-044	GWT-131A	WPT-110	GWT-95A	WPZ-033	GWMZ-69A	A0511	GWHO-05A
WPT-044	GWT-96A	WPT-111	GWT-101A	WPZ-033V	GWMZ-58A	A0511	GWHO-12AP
WPT-045	GWT-70A	WPT-111	GWT-135A	WPZ-034	GWMZ-43A	A0512	GWHO-02A
WPT-046	GWT-78A	WPT-113	GWT-116A	WPZ-035	GWMZ-57A	A0513	GWHO-04A
WPT-047	GWT-110A	WPT-117	GWT-100A	WPZ-036	GWMZ-53A	A0513	GWHO-15AP
WPT-048	GWT-103A	WPT-117	GWT-136A	WPZ-037	GWMZ-56A	A0514	GWHO-16AP
WPT-049	GWT-31A	WPT-120	GWT-123A	WPZ-041	GWMZ-48A	A0516	GWHO-22A
WPT-049	GWT-31AF	WPT-121	GWT-118AH	WPZ-904	GWMZ-42A	A0517	GWHO-11A
WPT-049	GWT-35A	WPT-122	GWT-132A	WPZ-913	GWF-89A	A0518	GWHO-21A
WPT-049	GWT-35AF	WPT-124	GWT-118A	WPZ-915	GWMZ-44A	A0519	GWHO-37A
WPT-050	GWT-129A	WPT-129	GWT-119A	WPZ-917	GWMZ-70A	A0520	GWHO-23A
WPT-051	GWT-65A	WPT-136	GWT-151A	WPZ-927	GWF-85A	A0521	GWHO-26A
WPT-052	GWT-62A	WPT-155	GWT-140A	WPZ-927	GWMZ-45A	A0521	GWIS-39A
WPT-054	GWD-13A	WPT-175	GWT-139A	WPZ-928	GWK-18A	A0522	GWHO-24A
WPT-055	GWT-63A	WPT-181	GWT-149A	WPZ-928	GWMZ-13A	A0523	GWHO-30A
WPT-056	GWT-107A	WPT-501	GWT-104A	WPZ-929	GWF-102A	A0524	GWHO-29A
WPT-056*	GWT-67A	WPT-901	GWT-122A	WPZ-929	GWF-77A	A0526	GWHO-42A
WPT-057	GWT-92A	WPT-902	GWP-10A	WPZ-929	GWMZ-47A	A0528	GWHO-41A
WPT-058	GWT-48A	WPT-910A	GWT-102A	WPZ-932	GWMZ-54A	A0529	GWHO-28A
WPT-060	GWT-67A	WPT-912A	GWT-142A	WPZ-932	GWMZ-75A	A0530	GWHO-44A
WPT-061	GWT-74A	WPT-913	GWT-124A	WS-002	GWS-10A	A0532	GWHO-32A
WPT-063	GWT-88A	WPT-914	GWT-141A	WT-020	GWT-02A	A0532	GWIS-40A
WPT-064	GWT-27A	WPT-916	GWT-51A	WT-021	GWT-03A	A0533	GWHO-39A
WPT-064*	GWT-27AFH	WPU-002V	GWHY-22A	WT-022	GWT-09A	A0533	GWIS-38A
WPT-065	GWT-55A	WPY-003	GWHY-106A	WT-026	GWT-26AF	A0534	GWHO-45A
WPT-066	GWT-38A	WPY-005	GWHY-42A	WT-028	GWT-25A	A0535	GWHO-40A
WPT-066	GWT-43A	WPY-007	GWHY-20A	WT-029	GWT-05A	A0536	GWHO-33A
WPT-067	GWT-42A	WPY-008	GWHY-21A	WT-048	GWT-15A	A0537	GWHO-56A
WPT-068	GWT-82A	WPY-014	GWHY-11A	WT-050	GWT-14A	A0538	GWHO-57A
WPT-069	GWT-27AF	WPY-015	GWHY-44A	WT-090	GWT-08A	A0539	GWHO-55A
WPT-069	GWT-27AFH	WPY-015	GWHY-44AH	WT-092	GWT-19A	A0540	GWHO-47A
WPT-071	GWT-72A	WPY-016	GWHY-43A	WT-092	GWT-19AG	A0541	GWHO-53A
WPT-072	GWT-49A	WPY-016	GWHY-43A	WT-112	GWT-126A	A0542	GWHO-52A
WPT-073	GWT-47A	WPY-018	GWHY-08A	WT-125	GWT-36A	A0543	GWHO-50A
WPT-074	GWT-108A	WPZ-001	GWMZ-31A	WT-126	GWT-06A	A0544	GWHO-27A
WPT-075	GWT-52A	WPZ-002	GWF-64A	WT-510	GWT-34A	A0545	GWHO-46A
WPT-077	GWT-12A	WPZ-002	GWMZ-32A	WT-511	GWT-32A	A0546	GWHO-34A
WPT-077	GWT-12AG	WPZ-002	GWMZ-71A	WT-603	GWT-04A	A0547	GWHO-48A
WPT-078	GWT-86A	WPZ-003	GWK-71A	WT-615	GWT-21A	A0548	GWHO-54A
WPT-079	GWT-10A	WPZ-003	GWMZ-35A	WV-003B	GWVO-07A	A0549	GWHO-49A
WPT-080	GWT-112A	WPZ-004	GWMZ-40A	WV-006	GWVO-03A	A0552	GWHO-58A
WPT-082	GWT-121A	WPZ-005	GWMZ-22A	WV-007	GWVO-04A	A1150	GWT-12A
WPT-084	GWT-44A	WPZ-006	GWMZ-21A	WY-003	GWHY-35A	A1156	GWT-25A
WPT-084*	GWT-28A	WPZ-007	GWMZ-10A	WY-004	GWHY-19A	A1160	GWT-24A
WPT-085	GWT-01A	WPZ-009	GWMZ-18A	WY-006	GWHY-12A	A1162	GWT-21A
WPT-086	GWT-46A	WPZ-010	GWK-25A	WY-007	GWHY-23A	A1162*	GWT-21A
WPT-087	GWT-45A	WPZ-010	GWMZ-25A	WZ-004	GWMZ-03A	A1168	GWT-23A
WPT-096	GWT-94A	WPZ-011	GWMZ-28A	WZ-005	GWMZ-01A	A1168	GWT-41A
WPT-097	GWT-53A	WPZ-012	GWMZ-29A	WZ-005	GWMZ-02A	A1169	GWT-02A
WPT-098	GWT-80A	WPZ-014	GWK-52A	WZ-014	GWMZ-38A	A1177	GWT-08A
WPT-099	GWT-106A	WPZ-014	GWMZ-30A			A1178	GWT-05A
WPT-100	GWT-97A	WPZ-015	GWMZ-52A			A1179	GWT-03A
WPT-105	GWT-77A	WPZ-016	GWMZ-51A			A1181	GWT-14A
WPT-106	GWT-133A	WPZ-017	GWMZ-50A			A1183	GWT-18A
WPT-106	GWT-98A	WPZ-018	GWMZ-40A			A1186	GWT-10A
WPT-107	GWT-68A	WPZ-02	GWM-86A			A1187	GWT-01A

COMPETITIVE REFERENCE

COMPETITOR ⇒ GMB		COMPETITOR ⇒ GMB		COMPETITOR ⇒ GMB		COMPETITOR ⇒ GMB	
ASAHI		ASAHI		ASAHI		ASAHI	
A1189	GWT-19A	A1767	GWT-94A	A2049	GWN-49A	A3693	GWM-55A
A1191	GWT-09A	A1771	GWT-93A	A2051	GWN-32A	A3694	GWM-71A
A1192	GWT-19A	A1773	GWT-71A	A2052	GWMZ-46A	A3696	GWM-48A
A1194	GWT-22A	A1775	GWT-83A	A2052	GWN-52A	A3697*	GWM-40A
A1196	GWT-30A	A1775	GWT-83AH	A2053	GWN-78A	A3698	GWM-54A
A1197	GWT-04A	A1777	GWT-78A	A2054	GWN-44A	A3699*	GWM-51A
A1197	GWT-15A	A1778	GWT-132A	A2055	GWN-65AF	A3700	GWM-61A
A1197	GWT-44A	A1779	GWT-120A	A2057	GWN-47AF	A3701	GWM-80A
A1197*	GWT-80A	A1780	GWT-86A	A2060	GWN-40A	A3702	GWM-75A
A1198	GWT-27A	A1781	GWT-87A	A2061	GWN-51A	A3703	GWM-60A
A1198	GWT-27AFH	A1782	GWT-92A	A2063	GWN-61A	A3704	GWM-79A
A1198*	GWT-27A	A1783	GWT-101A	A2064	GWN-79A	A3705	GWM-73A
A1198*	GWT-27AFH	A1784	GWT-82A	A2066	GWIS-41A	A3709	GWM-76A
A1700	GWT-28A	A1785	GWT-111A	A2066	GWN-54A	A3710	GWM-78A
A1700	GWT-36A	A1786	GWT-129A	A2067	GWN-73A	A3711	GWM-81A
A1704	GWT-46A	A1787	GWT-93A	A2075	GWN-60A	A4102	GWIS-45A
A1705	GWT-45A	A1788	GWT-120AH	A2077	GWN-75A	A4104	GWIS-36A
A1705*	GWT-45A	A1788	GWT-95A	A2078	GWN-46AF	A4223	GWIS-10A
A1707	GWT-38A	A1790	GWT-116A	A2088	GWN-45A	A4237	GWIS-01A
A1707	GWT-43A	A1790	GWT-116AH	A2117	GWN-21A	A4241	GWIS-17A
A1707*	GWT-38A	A1791	GWT-84A	A2128	GWN-06A	A4243	GWIS-16A
A1707*	GWT-43A	A1792	GWT-107A	A2130	GWN-01A	A4245	GWIS-43A
A1708	GWT-49A	A1792	GWT-122A	A2138	GWN-10A	A4248	GWIS-37A
A1709	GWT-47A	A1793	GWT-119A	A2139	GWN-03A	A4270	GWIS-19A
A1711	GWT-55A	A1798	GWT-133A	A2153	GWN-96A	A4272	GWIS-20A
A1712	GWT-31A	A1799	GWT-124A	A3100	GWM-65A	A4275	GWIS-23A
A1712	GWT-35A	A1803	GWT-99A	A3101	GWM-44A	A4277	GWIS-28A
A1713	GWT-42A	A1808	GWT-103A	A3101	GWM-67A	A4280	GWIS-35A
A1717	GWT-21A	A1811	GWT-140A	A3102	GWM-57A	A4282	GWIS-25A
A1718	GWT-48A	A1823	GWT-157A	A3103	GWM-68A	A4282	GWIS-45A
A1719	GWT-59A	A2002	GWN-05A	A3314	GWM-02A	A4302	GWIS-42A
A1720	GWT-50A	A2004	GWN-02A	A3329	GWM-01A	A4302	GWN-66A
A1722	GWT-109A	A2007	GWN-11A	A3376	GWM-13A	A4303	GWIS-44A
A1724	GWT-108A	A2008	GWN-24A	A3376	GWM-37A	A5866	GWH-01A
A1726	GWT-114A	A2009	GWN-20A	A3377	GWM-12A	A5877	GWT-148A
A1726	GWT-54A	A2010	GWN-12AF	A3378	GWM-14A	A6355	GWMZ-03A
A1729*	GWT-36A	A2011	GWN-18A	A3388	GWM-20A	A6356	GWMZ-02A
A1730	GWT-65A	A2013	GWN-53A	A3388	GWM-33A	A6359	GWMZ-10A
A1731	GWT-58A	A2015	GWN-23AF	A3389	GWM-16A	A6404	GWMZ-18A
A1732	GWT-61A	A2016	GWN-19A	A3393	GWM-33A	A6404*	GWMZ-13A
A1734	GWT-74A	A2021	GWN-05A	A3397	GWM-30A	A6404*	GWMZ-18A
A1735	GWT-31AF	A2024	GWN-38A	A3397	GWMZ-26A	A6406	GWMZ-13A
A1736	GWT-66A	A2026	GWN-28A	A3398	GWM-17A	A6406*	GWMZ-13A
A1737	GWT-70A	A2028	GWN-31A	A3398	GWM-77A	A6407	GWMZ-21A
A1738	GWT-53A	A2029	GWN-26A	A3399	GWM-19A	A6409	GWMZ-22A
A1739	GWD-13A	A2030	GWN-30A	A3399	GWM-46A	A6410	GWMZ-28A
A1742	GWT-67A	A2031	GWN-29A	A3652	GWM-35A	A6411	GWMZ-25A
A1743	GWT-52A	A2032	GWN-37A	A3654	GWM-23A	A6412	GWMZ-29A
A1744	GWT-73A	A2033	GWN-19A	A3655	GWM-24A	A6413	GWMZ-40A
A1746	GWT-62A	A2034	GWN-35A	A3659	GWM-95A	A6414	GWMZ-40A
A1747	GWT-63A	A2036	GWN-36A	A3664	GWM-43A	A6418	GWMZ-31A
A1748	GWT-126A	A2038	GWN-49A	A3667	GWM-32A	A6419	GWMZ-52A
A1749	GWT-78A	A2039	GWN-39A	A3667	GWM-39A	A6420	GWMZ-32A
A1750	GWT-77A	A2040	GWN-72A	A3670	GWM-26A	A6420	GWMZ-71A
A1752	GWT-115A	A2041	GWN-32A	A3680	GWM-63A	A6421	GWMZ-35A
A1752	GWT-79A	A2041	GWN-70A	A3683	GWM-72A	A6422	GWMZ-49A
A1757	GWT-89A	A2042	GWN-55A	A3684	GWM-52A	A6423	GWMZ-30A
A1758	GWT-88A	A2043	GWN-69A	A3685	GWM-47A	A6423*	GWMZ-30A
A1759	GWT-72A	A2044	GWN-68A	A3688	GWM-64A	A6425	GWMZ-53A
A1761	GWT-110A	A2045	GWN-48A	A3690	GWM-66A	A6426	GWMZ-56A
A1764	GWT-91A	A2046	GWN-42A	A3691	GWM-59A	A6427	GWMZ-39A
A1767	GWT-57A	A2047	GWN-59A	A3692	GWM-56A	A6428	GWMZ-43A

COMPETITIVE REFERENCE

COMPETITOR ⇒ GMB		COMPETITOR ⇒ GMB		COMPETITOR ⇒ GMB		COMPETITOR ⇒ GMB	
ASAHI		ASAHI		GRAF		GRAF	
A6429	GWMZ-69A	A9908	GWS-09A	PA015	GWFI-04A	PA142	GWR-03A
A6430	GWMZ-39A	A9912	GWS-16A	PA035	GWFI-02A	PA145	GWVV-08A
A6430	GWMZ-43A	A9913	GWS-17A	PA044	GWO-01A	PA146	GWVV-09A
A6430	GWMZ-55A	A9914	GWS-18A	PA052	GWBL-01A	PA147	GWP-08AP
A6432	GWMZ-41A	A9915	GWS-22A	PA053	GWBM-07A	PA149	GWBM-01A
A6434	GWMZ-48A	A9916	GWS-19A	PA054	GWFI-01A	PA153	GWFI-10A
A6435	GWMZ-54A	A9917	GWS-15A	PA083	GWFI-01A	PA162	GWFI-05A
A6436	GWMZ-38A	A9918	GWS-21A	PA085	GWVO-01A	PA163	GWFI-03A
A6437	GWMZ-58A	A9919	GWS-14A	PA089	GWFI-09A	PA164	GWFI-05A
A6438	GWMZ-51A	A9920	GWS-08A	PA091	GWFI-01A	PA174	GWFI-08A
A6441	GWMZ-42A	A9920	GWS-12A	PA099	GWBM-05A	PA174	GWFI-14A
A6442	GWMZ-57A	A9920	GWS-30A	PA1000	GWM-82A	PA175	GWFI-06A
A6444	GWMZ-70A	A9921	GWS-24A	PA1001	GWT-141A	PA187	GWBL-01A
A7374	GWD-15A	A9922	GWS-25A	PA1002	GWHY-44A	PA193	GWFI-09A
A7374	GWS-07A	A9923	GWS-26A	PA1002	GWHY-44AH	PA201	GWN-02A
A7800	GWD-24A	A9927	GWS-23A	PA1004	GWD-50AH	PA202	GWN-03A
A7801	GWD-26A	A9935	GWS-20A	PA1004	GWT-134AH	PA203	GWN-05A
A7802	GWD-25A			PA1004	GWT-134AH	PA203	GWN-05A
A7802	GWD-25A			PA1005	GWT-121A	PA204	GWHO-13AP
A7803	GWD-17A			PA1008	GWSU-16A	PA205	GWHO-15AP
A7804	GWD-14A			PA1008	GWSU-24A	PA206	GWHO-12AP
A7806	GWD-28A			PA1009	GWM-54A	PA207	GWHO-16AP
A7807	GWD-27A			PA1012	GWM-79A	PA208	GWMZ-03A
A7808	GWD-29A			PA1014	GWS-28A	PA209	GWT-03A
A7809	GWD-30A			PA1015	GWMZ-56A	PA210	GWT-01A
A7810	GWD-31A			PA1016	GWM-83A	PA211	GWT-10A
A7812	GWD-46A			PA1017	GWS-36A	PA212	GWT-02A
A7813	GWD-33A			PA1019	GWVO-07A	PA213	GWT-09A
A7814	GWD-34A			PA102	GWVO-06A	PA214	GWT-04A
A7815	GWD-35A			PA102	GWVV-06A	PA215	GWT-08A
A7817	GWD-32A			PA1020	GWT-142A	PA216	GWT-28A
A7818	GWD-37A			PA1035	GWR-14A	PA218	GWT-36A
A7819	GWD-38A			PA1036	GWS-20A	PA219	GWMZ-02A
A7820	GWD-36A			PA104	GWCR-01A	PA232	GWFI-18A
A7821	GWD-34A			PA105	GWBE-02A	PA232	GWFI-40A
A7821	GWD-39A			PA1052	GWS-45A	PA233	GWVV-04A
A7822	GWD-44A			PA1055	GWHY-21A	PA235	GWDW-11A
A7823	GWD-42A			PA106	GWBE-03A	PA235	GWG-11A
A7823	GWD-54A			PA1066	GWN-84A	PA236	GWO-09A
A7823*	GWD-40AH			PA1068	GWG-94A	PA243	GWBM-04A
A7823*	GWD-49AH			PA1069	GWD-57A	PA244	GWO-14AP
A7824	GWD-48A			PA1069	GWT-146A	PA251	GWP-07A
A7825	GWD-47A			PA1080	GWT-116A	PA252	GWP-06A
A7826	GWD-45A			PA1080	GWT-116AH	PA253	GWD-15A
A7827	GWD-43A			PA1080	GWT-150A	PA254	GWR-06A
A7828	GWT-100A			PA1082	GWM-93AM	PA264	GWBM-02A
A7830	GWT-139A			PA1086	GWT-149A	PA266	GWFI-17A
A7831	GWD-41A			PA1106	GWHY-22A	PA279	GWVV-07A
A8601	GWSU-04A			PA1114	GWM-65A	PA279	GWVV-11A
A8602	GWSU-03A			PA1120	GWFI-107A	PA284	GWSA-02A
A8606	GWSU-08RK			PA1120	GWFI-107AH	PA286	GWFI-13A
A8607	GWSU-13A			PA1120	GWSU-25A	PA286A	GWFI-14A
A8608	GWSU-14A			PA1125	GWHY-110A	PA287	GWSU-01A
A8610	GWSU-17A			PA114	GWVO-03A	PA288	GWSU-03A
A8611	GWSU-18A			PA1144	GWT-92A	PA305	GWD-17A
A8612	GWSU-12A			PA1145	GWM-78A	PA312	GWVO-04A
A8613	GWSU-16A			PA115	GWBM-03A	PA317	GWBL-05A
A8614	GWSU-15A			PA1159	GWM-100A	PA321	GWFI-65A
A8615	GWSU-20A			PA117	GWFI-18A	PA322	GWFI-49A
A9901	GWS-02A			PA131	GWFI-03A	PA323	GWFI-87A
A9906	GWS-03A			PA133	GWBE-01A	PA324	GWO-11A
A9906	GWS-11A			PA134	GWBE-02A	PA325	GWDW-10A
A9907	GWS-10A			PA141	GWR-03A	PA325	GWG-61A

COMPETITIVE REFERENCE

COMPETITOR ⇒ GMB		COMPETITOR ⇒ GMB		COMPETITOR ⇒ GMB		COMPETITOR ⇒ GMB	
GRAF		GRAF		GRAF		GRAF	
PA325	GWO-10A	PA540	GWN-31A	PA727	GWHD-10A	PA922	GWHY-109A
PA326	GWO-15A	PA541	GWO-16A	PA731	GWVW-18A	PA922	GWM-27A
PA333	GWSU-13A	PA546	GWVW-09AH	PA732	GWM-59A	PA923	GWT-91A
PA344	GWVW-07A*	PA549	GWHO-11A	PA738	GWDW-38A	PA924	GWSU-15A
PA348	GWP-13A	PA550	GWR-10A	PA738	GWS-13A	PA925	GWHO-32A
PA351	GWT-30A	PA550	GWR-11A	PA738	GWS-19A	PA926	GWS-23A
PA352	GWT-31A	PA551	GWMZ-21A	PA758	GWVW-19A	PA927	GWN-40A
PA353	GWR-03A	PA555	GWD-35A	PA766	GWT-68A	PA928	GWMZ-50A
PA359	GWBM-08A	PA556	GWD-32A	PA767	GWT-115A	PA929	GWT-87A
PA375	GWBL-14A	PA556	GWD-46A	PA767	GWT-79A	PA930	GWM-57A
PA379	GWBM-05A	PA563	GWHO-28A	PA768	GWT-78A	PA931	GWMZ-39A
PA380	GWBM-06A	PA564	GWHO-34A	PA771	GWT-114A	PA931	GWMZ-55A
PA385	GWHO-22A	PA572A	GWO-18A	PA771	GWT-54A	PA932	GWN-65AF
PA390	GWBM-10A	PA575	GWFI-06A	PA772	GWT-58A	PA933	GWMZ-41A
PA391	GWP-10A	PA577	GWO-17A	PA773	GWS-15A	PA934	GWHY-11A
PA393	GWP-12A	PA579	GWVW-07AH	PA774	GWS-03A	PA935	GWM-55A
PA398	GWFI-15A	PA579	GWVW-11AH	PA774	GWS-11A	PA936	GWT-71A
PA400	GWFI-86A	PA587	GWBL-11A	PA775	GWT-61A	PA937	GWM-58A
PA401	GWFI-88A	PA590	GWFI-109A	PA776	GWM-45A	PA944	GWT-86A
PA404	GWFI-06A	PA591	GWVW-21A	PA777	GWN-20A	PA945	GWT-83AH
PA409	GWDW-12A	PA602	GWN-36A	PA778	GWHO-24A	PA946	GWS-34A
PA409	GWO-12A	PA603	GWVW-12A	PA780	GWM-23A	PA948	GWHO-59A
PA413	GWSA-03A	PA603	GWVW-20A	PA781	GWN-53A	PA949	GWHO-47A
PA427	GWBL-18A	PA611	GWN-72A	PA782	GWM-46A	PA952	GWT-124A
PA427	GWBL-19A	PA635	GWN-57A	PA783	GWMZ-32A	PA953	GWT-133A
PA428	GWHO-26A	PA640	GWFI-89A	PA783	GWMZ-71A	PA957	GWG-103A
PA430	GWBM-11A	PA648	GWN-51A	PA786	GWS-31A	PA962	GWMZ-57A
PA432A	GWBM-09A	PA660	GWN-62A	PA788	GWN-63A	PA963	GWT-123A
PA434	GWN-24A	PA664	GWO-19A	PA789	GWM-69A	PA970	GWHO-52A
PA434	GWN-49A	PA688	GWHO-54A	PA790	GWMZ-25A	PA971	GWHO-50A
PA435	GWN-35A	PA669	GWHO-39A	PA793	GWT-63A	PA972	GWHY-42A
PA436	GWN-29A	PA674	GWVW-13A	PA795	GWHY-130A	PA973	GWMZ-70A
PA437	GWMZ-31A	PA676	GWVW-14A	PA796	GWM-56A	PA975	GWS-30A
PA437A	GWK-31A	PA688	GWCR-30A	PA797	GWIS-20A	PA990	GWFI-119A
PA439	GWMZ-35A	PA694	GWDW-90A	PA798	GWD-27A	PA991	GWG-93A
PA441	GWO-05AP	PA694	GWG-90A	PA799	GWM-47A	PA995	GWN-64A
PA442	GWDW-13A	PA695	GWDW-87A	PA809	GWIS-25A	PA997	GWM-12A
PA442	GWO-13A	PA695	GWG-87A	PA811	GWIS-28A	PA999	GWM-70A
PA443	GWDW-46A	PA695	GWG-88A	PA812	GWN-23AF	PA999	GWM-80A
PA443	GWG-46A	PA696	GWDW-92A	PA813	GWN-41A		
PA456	GWHO-08A	PA696	GWG-92A	PA814	GWN-46AF		
PA458	GWHO-11A	PA697	GWHY-17A	PA823	GWN-76A		
PA459	GWHO-23A	PA697	GWM-17A	PA826	GWT-100A		
PA479	GWT-53A	PA697	GWM-77A	PA826	GWT-136A		
PA486	GWT-64A	PA698	GWHY-35A	PA827	GWT-102A		
PA493	GWN-42A	PA700	GWHY-107A	PA829	GWHY-20A		
PA501	GWFI-108A	PA700	GWM-32A	PA830	GWN-73A		
PA504	GWHO-03A	PA700	GWM-39A	PA864	GWT-101A		
PA505	GWHO-04A	PA701	GWM-52A	PA864	GWT-135A		
PA506	GWHO-05A	PA702	GWM-44A	PA876	GWHO-48A		
PA508	GWN-48A	PA703	GWN-52A	PA876	GWHO-55A		
PA518	GWSU-04A	PA710	GWBE-05A	PA877	GWHY-19A		
PA519	GWSU-12A	PA715	GWT-77A	PA896	GWHO-33A		
PA523	GWSU-11A	PA717	GWT-86AH	PA897	GWHO-40A		
PA524	GWSU-14A	PA718	GWT-117A	PA903	GWMZ-58A		
PA525	GWCR-17A	PA718	GWT-117AH	PA912	GWT-119A		
PA526	GWCR-18A	PA718,766A	GWT-93A	PA917	GWMZ-42A		
PA531	GWR-12A	PA724A	GWR-15A	PA917	GWMZ-43A		
PA535	GWT-41A	PA724A	GWR-16A	PA918	GWM-48A		
PA537	GWN-44A	PA725	GWS-08A	PA919	GWT-98A		
PA538	GWN-39A	PA725	GWS-12A	PA920	GWM-60A		
PA539	GWN-68A	PA726	GWS-16A	PA921	GWMZ-51A		

COMPETITIVE REFERENCE

COMPETITOR ⇒ GMB		COMPETITOR ⇒ GMB		COMPETITOR ⇒ GMB		COMPETITOR ⇒ GMB	
NPW		NPW		NPW		NPW	
D-2	GWD-16A	H-4	GWHO-04A	I-30	GWIS-37A	N-17	GWN-23AF
D-23	GWD-24A	H-40	GWHO-34A	I-30	GWIS-37A	N-17A	GWN-23AF
D-24	GWD-27A	H-40	GWHO-34A	I-32	GWIS-35A	N-2	GWN-03A
D-25	GWD-28A	H-41	GWHO-40A	I-32	GWIS-35A	N-21	GWN-30A
D-3	GWD-15A	H-41	GWHO-40A	I-34	GWIS-30A	N-22	GWN-21A
D-30	GWD-30A	H-42	GWHO-44A	I-34	GWIS-30A	N-23	GWN-31A
D-31	GWD-31A	H-42	GWHO-44A	I-36	GWIS-20A	N-23F	GWN-31F
D-32	GWD-29A	H-43	GWHO-45A	I-36	GWIS-20A	N-24	GWN-28A
D-34	GWD-34A	H-43	GWHO-45A	I-36	GWIS-23A	N-24F	GWN-16F
D-35	GWD-32A	H-46	GWHO-48A	I-36	GWIS-23A	N-24F	GWN-33F
D-4	GWD-14A	H-46	GWHO-48A	I-37	GWIS-29A	N-25	GWN-38A
D-40	GWD-35A	H-48	GWIS-34A	I-37	GWIS-29A	N-26	GWN-29A
D-6	GWD-26A	H-48	GWIS-34A	I-38	GWIS-29A	N-27	GWN-37A
D-7	GWD-25A	H-49	GWIS-44A	I-38	GWIS-29A	N-28	GWN-35A
D-8	GWD-17A	H-49	GWIS-44A	I-4	GWIS-15A	N-29	GWN-49A
F-1	GWSU-01A	H-5	GWHO-05A	I-4	GWIS-15A	N-3	GWN-02A
F-13	GWSU-11A	H-5	GWHO-05A	I-4	GWIS-20A	N-30	GWN-39A
F-17	GWSU-12A	H-50	GWHO-52A	I-4	GWIS-20A	N-31	GWN-40A
F-19	GWSU-15A	H-50	GWHO-52A	I-43	GWIS-45A	N-34	GWN-42A
F-20	GWSU-16A	H-51	GWHO-47A	I-43	GWIS-45A	N-35	GWN-32A
F-21	GWSU-17A	H-51	GWHO-47A	I-43A	GWIS-25A	N-35F	GWN-33F
F-22	GWSU-18A	H-6	GWHO-10A	I-43A	GWIS-25A	N-36	GWN-46AF
F-24	GWN-73A	H-6	GWHO-10A	I-45	GWIS-42A	N-38	GWN-26A
F-3	GWSU-04A	H-7	GWHO-07A	I-45	GWIS-42A	N-39	GWN-55A
F-4	GWSU-03A	H-7	GWHO-07A	I-46	GWIS-34A	N-4	GWN-06A
F-7	GWSU-06A	H-8	GWHO-08A	I-46	GWIS-34A	N-40	GWN-36A
F-8	GWSU-13A	H-8	GWHO-08A	I-46A	GWIS-44A	N-41	GWN-65AF
F-9	GWSU-14A	HI-13	GWH-02A	I-46A	GWIS-44A	N-42	GWN-47AF
FR-2	GWSU-07RK	HI-22	GWH-03A	I-49	GWIS-33A	N-43	GWN-53A
FV-30	GWDW-16A	HI-8	GWH-04AMH	I-49	GWIS-33A	N-45	GWN-48A
FV-58	GWM-93AMPH	I-1	GWIS-10A	I-5	GWIS-16A	N-49	GWN-05A
H-1	GWHO-01AP	I-1	GWIS-10A	I-5	GWIS-16A	N-49	GWN-49A
H-10	GWHO-16AP	I-2	GWIS-01A	I-50	GWIS-32A	N-5	GWN-05A
H-11	GWHO-11A	I-2	GWIS-01A	I-50	GWIS-32A	N-50	GWN-45A
H-12	GWHO-13AP	I-22	GWIS-15A	I-52	GWIS-40A	N-52	GWN-72A
H-14	GWHO-15AP	I-22	GWIS-15A	I-52	GWIS-40A	N-53	GWN-68A
H-15	GWHO-12AP	I-22	GWIS-20A	I-53	GWIS-38A	N-54	GWN-59A
H-16	GWHO-07A	I-22	GWIS-20A	I-53	GWIS-38A	N-55	GWN-70A
H-17	GWHO-10A	I-22	GWIS-23A	I-56F	GWIS-21F	N-57	GWN-69A
H-18	GWHO-08A	I-22	GWIS-23A	I-56F	GWIS-21F	N-59	GWN-64A
H-19	GWHO-07A	I-22F	GWIS-20F	I-59	GWIS-50A	N-5F	(GWN-16F)
H-2	GWHO-03A	I-22F	GWIS-20F	I-59	GWIS-50A	N-5F	(GWN-33F)
H-20	GWHO-21A	I-23	GWIS-23A	I-60	GWIS-52A	N-5F	GWN-16F
H-21	GWHO-22A	I-23	GWIS-23A	I-7	GWIS-43A	N-5F	GWN-33F
H-22	GWHO-22A	I-24	GWIS-10A	I-7	GWIS-43A	N-6	GWN-10A
H-23	GWHO-23A	I-24	GWIS-10A	I-7A	GWIS-43A	N-60	GWN-51A
H-25	GWHO-26A	I-25	GWIS-19A	I-7A	GWIS-43A	N-61	GWN-60A
H-26	GWHO-30A	I-25	GWIS-19A	M-1	GWM-01A	N-62	GWN-41A
H-27	GWHO-29A	I-25A	GWIS-28A	M-1	GWM-01A	N-63	GWN-44A
H-28	GWHO-28A	I-25A	GWIS-28A	M-15A	GWM-24A	N-65	GWN-43A
H-29	GWHO-27A	I-26	GWIS-25A	M-15A	GWM-24A	N-66	GWN-50A
H-3	GWHO-02A	I-26	GWIS-25A	M-16	GWM-33A	N-7	GWN-12AF
H-30	GWHO-24A	I-26A	GWIS-25A	M-16	GWM-33A	N-71	GWN-52A
H-31	GWHO-25A	I-26A	GWIS-25A	M-17	GWM-27A	N-74	GWN-54A
H-32	GWHO-32A	I-27	GWIS-26A	M-17	GWM-27A	N-76	GWN-73A
H-33	GWHO-41A	I-27	GWIS-26A	M-18	GWM-30A	N-78F	GWN-16F
H-36	GWHO-46A	I-28	GWIS-22A	M-18	GWM-30A	N-78F	GWN-33F
H-37	GWHO-28A	I-28	GWIS-22A	M-35	GWM-95A	N-8	GWN-11A
H-38	GWHO-39A	I-29	GWIS-31A	M-93	GWM-100A	N-84	GWN-46AF
H-39	GWHO-33A	I-29	GWIS-31A	N-14	GWN-20A	N-86	GWN-61A
H-39	GWHO-33A	I-3	GWIS-17A	N-14F	GWN-33F	N-9	GWN-19A
H-4	GWHO-04A	I-3	GWIS-17A	N-16	GWN-05A	N-93F	GWN-33F

COMPETITIVE REFERENCE

COMPETITOR ⇒ GMB		COMPETITOR ⇒ GMB		COMPETITOR ⇒ GMB		COMPETITOR ⇒ GMB	
NPW		NPW		NPW		NPW	
N-99	GWN-96A	T-125	GWT-150A	T-36	GWT-25A	T-9/D-16	GWT-01A
S-10	GWS-10A	T-126	GWT-87A	T-38	GWT-15A	T-90	GWT-81A
S-11	GWS-09A	T-126	GWT-87A	T-39	GWT-36A	T-93	GWT-83A
S-12	GWS-15A	T-127	GWT-84A	T-4	GWT-09A	T-93	GWT-83AH
S-12	GWS-30A	T-127	GWT-84A	T-4/D-15	GWT-09A	T-93A	GWT-83A
S-13	GWS-17A	T-128	GWT-100A	T-40	GWT-06A	T-93A	GWT-83AH
S-14	GWS-16A	T-128	GWT-100A	T-42	GWT-14A	T-93AH	GWT-83AH
S-15	GWS-19A	T-12AF	GWT-26AF	T-42/D-12	GWT-14A	T-94	GWT-57A
S-16	GWS-21A	T-12AF	GWT-44A*	T-45	GWT-08A	T-94	GWT-94A
S-17	GWS-15A	T-12AF	GWT-80A	T-46	GWT-18A	T-95	GWT-73A
S-18	GWS-21A	T-13	GWT-27A	T-47	GWT-19A	T-97	GWT-71A
S-19	GWS-23A	T-130	GWT-101A	T-49	GWT-22A	T-98	GWT-71A
S-22	GWS-27A	T-132	GWT-97A	T-5	GWT-30A	T-99	GWT-91A
S-23	GWS-25A	T-133	GWT-103A	T-5/D-17	GWT-30A		
S-25	GWS-30A	T-134	GWT-119A	T-50	GWT-88A		
S-26	GWS-20A	T-139	GWT-94A	T-50AF	GWT-88A		
S-28	GWS-26A	T-13AF	GWT-27AFH	T-51	GWT-89A		
S-3	GWS-02A	T-13F	GWT-27F	T-53	GWT-62A		
S-30	GWS-22A	T-14	GWT-28A	T-54	GWT-58A		
S-31	GWS-14A	T-15	GWT-38A	T-55	GWT-62A		
S-32	GWS-24A	T-153F	GWT-153F	T-55F	GWT-31F		
S-5	GWS-07A	T-156	GWT-151A	T-56	GWT-52A		
S-6	GWS-03A	T-16	GWT-23A	T-57	GWT-61A		
S-7	GWS-10A	T-16	GWT-26AF	T-57F	GWT-61F		
S-8	GWS-11A	T-16	GWT-41A	T-58	GWT-57A		
S-9	GWS-08A	T-164	GWT-150A	T-58/D-28	GWT-57A		
S-9A	GWS-12A	T-166	GWT-157A	T-59	GWT-54A		
S-9A	GWS-30A	T-16F	GWT-32F	T-59/D-27	GWT-54A		
T-1	GWT-02A	T-17	GWT-49A	T-59F	GWT-27F		
T-10	GWT-24A	T-17/D-22	GWT-49A	T-6	GWT-31A		
T-10/D-13	GWT-24A	T-173	GWT-154A	T-6/D-18	GWT-31A		
T-104	GWT-90A	T-18	GWT-42A	T-63	GWT-63A		
T-105	GWT-85A	T-180	GWT-155A	T-64	GWT-65A		
T-107	GWT-71A	T-18F	GWT-32F	T-67	GWT-64A		
T-109	GWT-86A	T-19	GWT-38A	T-68	GWT-68A		
T-109A	GWT-86A	T-19	GWT-43A	T-68	GWT-68A*		
T-109AH	GWT-86A	T-19	GWT-78A	T-69	GWT-72A		
T-11	GWT-04A	T-2	GWT-03A	T-6AF	GWT-31AF		
T-110	GWT-99A	T-20	GWT-46A	T-6F	GWT-31F		
T-111	GWT-111A	T-21	GWT-45A	T-7	GWT-05A		
T-112	GWT-107A	T-22	GWT-47A	T-7/D-10	GWT-05A		
T-112	GWT-67A	T-22/D-5	GWT-47A	T-70	GWT-73A		
T-113	GWT-117A	T-23	GWT-21A	T-71	GWT-74A		
T-113	GWT-93A	T-23/24	GWT-21A	T-72	GWT-75A		
T-115	GWT-110A	T-23/4	GWT-21A	T-73	GWT-48A		
T-117	GWT-107A	T-24	GWT-21A	T-74	GWT-108A		
T-117	GWT-122A	T-25	GWT-28A	T-76	GWT-82A		
T-117	GWT-122A*	T-25F	GWT-28F	T-77	GWT-78A		
T-118	GWT-120A	T-27	GWT-55A	T-79	GWT-66A		
T-118	GWT-120AH	T-27F	GWT-28F	T-8	GWT-12A		
T-12	GWT-04A	T-28	GWT-59A	T-8/D-11	GWT-12A		
T-12	GWT-44A	T-28/D-21	GWT-59A	T-80	GWT-70A		
T-120	GWT-92A	T-28F	GWT-59F	T-84	GWT-79A		
T-120	GWT-92A	T-29A	GWT-109A	T-85	GWT-82A		
T-121	GWT-98A	T-3	GWT-10A	T-86	GWT-67A		
T-121	GWT-98A	T-30	GWT-53A	T-87	GWT-77A		
T-123	GWT-96A	T-31	GWT-35A	T-87AH	GWT-77A		
T-123	GWT-96A	T-31F	GWT-35F	T-88	GWT-58A		
T-125	GWT-116A	T-32	GWT-50A	T-88	GWT-68A		
T-125	GWT-116A	T-32/D-21A	GWT-50A	T-88	GWT-93A*		
T-125	GWT-116AH	T-33	GWT-51A	T-89	GWT-80A		
T-125	GWT-116AH	T-35	GWT-32A	T-9	GWT-01A		

COMPETITIVE REFERENCE

COMPETITOR ⇒ GMB		COMPETITOR ⇒ GMB		COMPETITOR ⇒ GMB		COMPETITOR ⇒ GMB	
PARAUT		PARAUT		PARAUT		PARAUT	
C3-002	(GWM-13A)	D3-005	GWD-29A	G3-030	GWIS-45A	M3-011	GWMZ-31A
C3-002	(GWM-37A)	D3-007	GWD-16A	G3-032S	GWIS-42A	M3-011S	GWMZ-31A
C3-006	GWM-12A	D3-008	GWD-15A	G3-032S	GWN-66A	M3-012	GWMZ-40A
C3-007	GWM-24A	D3-009	GWD-34A	G5-002	GWIS-20F	M3-013	GWMZ-32A
C3-008	GWM-23A	D3-010	GWD-31A	H3-001	GWHO-05A	M3-013	GWMZ-71A
C3-018	GWM-33A	D3-011	GWD-30A	H3-005	(GWHO-05A)	M3-014	GWMZ-40A
C3-032	GWM-30A	D3-012	GWD-26A	H3-005	(GWHO-12AP)	M3-015	GWMZ-52A
C3-032	GWMZ-26A	D3-013	GWD-27A	H3-008	GWHO-16AP	M3-016	GWMZ-51A
C3-033	GWM-19A	D3-014	GWD-36A	H3-009	GWHO-08A	M3-017	GWMZ-50A
C3-033	GWM-46A	D3-015	GWD-37A	H3-010	(GWHO-10A)	M3-023	GWMZ-29A
C3-034	GWM-32A	D3-016	GWD-38A	H3-011	GWHO-10A	M3-024	GWMZ-56A
C3-034	GWM-39A	D3-017	GWD-33A	H3-012	(GWHO-01AP)	M3-025	GWMZ-30A
C3-035	GWM-35A	D3-018	GWD-46A	H3-012	(GWHO-02A)	M3-026	GWMZ-39A
C3-036	GWM-43A	D3-019	GWD-39A	H3-012	(GWHO-03A)	M3-027	GWMZ-43A
C3-037	GWM-43A	D3-020	GWD-44A	H3-012	(GWHO-04A)	M3-029	GWMZ-41A
C3-038	GWM-17A	D3-021	GWD-42A	H3-012	(GWHO-13AP)	M3-030	GWMZ-53A
C3-038	GWM-77A	D3-021	GWD-54A	H3-012	(GWHO-15AP)	M3-031	GWMZ-38A
C3-040	GWM-69A	D3-022	GWD-32A	H3-013	GWHO-22A	M3-032	GWMZ-39A
C3-042	GWM-16A	D3-023	GWD-48A	H3-015	GWHO-23A	M3-032	GWMZ-55A
C3-044	GWM-44A	D3-024	GWD-47A	H3-017	GWHO-07A	M3-033	GWMZ-49A
C3-045	GWM-27A	D3-025	GWD-45A	H3-018	GWHO-27A	M3-035	GWMZ-42A
C3-046	GWM-40A	D3-026	GWD-43A	H3-019	GWHO-30A	M3-036	GWMZ-69A
C3-046	GWM-74A	D3-026*	GWD-43AH	H3-020	GWHO-21A	M3-039	GWMZ-36A
C3-050	GWM-63A	D3-027	GWD-41A	H3-023	GWHO-11A	M3-040	GWMZ-48A
C3-051	GWM-45A	F3-001	GWSU-04A	H3-025	GWHO-24A	M3-041	GWMZ-30A
C3-056	GWM-37A	F3-002	GWSU-03A	H3-028	GWHO-29A	M3-051	GWMZ-58A
C3-058	GWM-26A	F3-003	GWSU-07RK	H3-029	GWHO-26A	M3-052	GWMZ-57A
C3-059	GWM-26A	F3-008	GWSU-01A	H3-029E	GWHO-26A	S3-002	GWS-02A
C3-060	GWM-40A	F3-009	GWSU-14A	H3-029E	GWIS-39A	S3-004	(GWS-03A)
C3-072	GWM-20A	F3-010	GWSU-06A	H3-032	GWHO-22A	S3-004	(GWS-11A)
C3-077	GWM-64A	F3-011	GWSU-11A	H3-032	GWHO-37A	S3-005	GWS-10A
C3-078	GWM-71A	F3-012	GWSU-13A	H3-035E	GWHO-42A	S3-006	GWS-09A
C3-080	GWM-68A	F3-014	GWSU-11A	H3-037	GWHO-44A	S3-007	GWS-17A
C3-081	GWM-65A	F3-016	GWSU-08RK	H3-039	GWHO-32A	S3-008	GWS-07A
C3-082	GWM-72A	F3-018	GWSU-12A	H3-039	GWIS-40A	S3-012	GWS-15A
C3-083	GWM-59A	F3-018G	GWSU-12A	H3-040	GWHO-34A	S3-012S	GWS-15A
C3-084	GWM-52A	F3-019G	GWSU-15A	H3-041E	GWHO-41A	S3-013	(GWS-08A)
C3-085	GWM-50A	F3-020G	GWSU-16A	H3-042	GWHO-25A	S3-013	(GWS-12A)
C3-086	GWM-60A	F3-021	GWSU-17A	H3-045	GWHO-33A	S3-013	GWS-30A
C3-087	GWM-66A	F3-023	GWSU-18A	H3-047	GWHO-28A	S3-014	GWS-16A
C3-089	GWM-67A	F3-024	GWSU-20A	H3-049	GWHO-56A	S3-014S	GWS-16A
C3-090	GWM-47A	G3-001	GWIS-10A	H3-054G	GWHO-35A	S3-015	GWS-19A
C3-091	GWM-56A	G3-003	GWIS-16A	H3-055	GWHO-36A	S3-016	GWS-21A
C3-092S	GWM-57A	G3-005	GWIS-17A	H3-057	GWHO-39A	S3-017	GWS-14A
C3-093	GWM-48A	G3-006	GWIS-01A	H3-057	GWIS-38A	S3-018	GWS-24A
C3-096	GWM-51A	G3-009S	GWIS-35A	H3-059	GWHO-40A	S3-019	GWS-25A
C3-097	GWM-51A	G3-010	GWIS-25A	H3-060	GWHO-45A	S3-020	GWS-26A
C3-098S	GWM-55A	G3-011	GWIS-14A	H3-061	GWHO-47A	S3-024	GWS-34A
C3-099S	GWM-61A	G3-015	GWIS-36A	H3-062	GWHO-57A	S3-025	GWS-32A
C3-101	GWM-54A	G3-017	GWIS-15A	H3-063	GWHO-48A	S3-026G	GWS-27A
C3-104	GWM-42A	G3-018	GWIS-17A	H3-064	GWHO-53A	S3-027	GWS-28AH
C3-105	GWM-75A	G3-019	(GWIS-15A)	H3-065	GWHO-55A	S3-035G	GWS-33A
C3-106	GWM-73A	G3-019	(GWIS-20A)	H3-066	GWHO-50A	S3-039	GWS-20A
C3-107	GWM-76A	G3-019	(GWIS-23A)	H3-067	GWHO-54A	T3-001	GWT-70A
C3-109	GWM-90A	G3-020	GWIS-29A	H3-069	GWHO-52A	T3-004	GWT-63A
C3-110	GWM-80A	G3-022	GWIS-28A	H3-072	GWHO-49A	T3-005	GWT-68A
C3-113	GWM-82A	G3-023	GWIS-37A	M3-002	GWMZ-13A	T3-007	GWT-14A
C3-118	GWM-79A	G3-025	(GWIS-20A)	M3-004	GWMZ-21A	T3-008	GWT-42A
C3-122	GWM-81A	G3-025	(GWIS-23A)	M3-005	GWMZ-22A	T3-009	GWT-41A
D3-002	GWD-25A	G3-027	GWIS-43A	M3-006	GWMZ-35A	T3-010	GWT-09A
D3-003	GWD-17A	G3-029	GWIS-31A	M3-008	GWMZ-03A	T3-011	GWT-01A
D3-004	GWD-24A	G3-030	GWIS-25A	M3-009	GWMZ-02A	T3-012	GWT-24A

COMPETITIVE REFERENCE

COMPETITOR ⇒ GMB		COMPETITOR ⇒ GMB		COMPETITOR ⇒ GMB		COMPETITOR ⇒ GMB	
PARAUT		PARAUT		PARAUT		PARAUT	
T3-013	GWT-61A	T3-098	GWT-83A	V3-021	GWN-19A	V5-A01	GWN-16F
T3-014	GWT-12A	T3-099	GWT-88A	V3-022	GWN-35A	V5-A01	GWN-33F
T3-016	GWT-47A	T3-099*	GWT-88A	V3-023	GWN-24A	V5-A03	GWN-16F
T3-017	GWT-31A	T3-101	GWT-77A	V3-024	GWN-29A	V5-A04	(GWN-33F)
T3-018	GWT-30A	T3-102	GWT-83A	V3-025	GWN-26A	V5-A04Z	GWN-16F
T3-019	GWT-46A	T3-102	GWT-83AH	V3-027	GWN-45A	V5-A05	GWN-33F
T3-020	GWT-45A	T3-103	GWT-86A	V3-029	GWN-63A		
T3-022	GWT-78A	T3-105*	GWT-68A	V3-030	GWN-37A		
T3-026	GWT-10A	T3-105*	GWT-93A*	V3-031	GWN-59A		
T3-028	GWT-27A	T3-106	GWT-93A	V3-032	GWN-41A		
T3-029	(GWT-04A)	T3-107	GWT-107A	V3-033	GWN-36A		
T3-029	(GWT-15A)	T3-109	GWT-82A	V3-035	GWN-32A		
T3-029	(GWT-44A)	T3-110	GWT-120AH	V3-036	GWN-10A		
T3-030	GWT-43A	T3-110#	GWT-95A	V3-036	GWN-46AF		
T3-031	GWT-49A*	T3-111	GWT-120A	V3-038	GWN-55A		
T3-032	(GWT-38A*)	T3-112	GWT-103A	V3-040	GWN-32A		
T3-032	(GWT-43A*)	T3-114	GWT-116A	V3-041	GWN-39A		
T3-033	GWT-55A	T3-115	GWT-121A*	V3-043	GWN-69A		
T3-034	GWT-54A	T3-116	GWT-121A	V3-055	GWN-43A		
T3-034E	GWT-114A	T3-117	GWT-86A	V3-056	GWN-60A		
T3-034E	GWT-54A	T3-123S	GWT-92A	V3-061	GWN-47AF		
T3-035	GWT-50A	T3-124	GWT-116AH	V3-064	GWN-23AF		
T3-036	GWT-59A	T3-125	GWT-99A	V3-066	GWN-38A		
T3-039	GWT-28A	T3-126	GWT-96A	V3-067	GWN-21A		
T3-044	GWT-66A	T3-128	GWT-78A	V3-074	GWN-40A		
T3-045	GWT-53A	T3-129	GWT-77A	V3-075	GWN-72A		
T3-046	GWT-57A	T3-132	GWT-122A*	V3-077	GWN-56A		
T3-046	GWT-94A	T3-134S	GWT-101A	V3-078	GWN-57A		
T3-047	GWT-62A	T3-135S	GWT-119A	V3-083	GWN-30A		
T3-048	GWT-58A	T3-136S	GWT-133A	V3-089	GWN-65AF		
T3-050	GWT-67A	T3-136S	GWT-98A	V3-090	GWN-68A		
T3-051	GWT-58A	T3-142	GWT-115A	V3-094	GWN-42A		
T3-052	GWT-63A	T3-142S	GWT-79A	V3-095	GWN-48A		
T3-053	GWT-27AFH	T3-143	GWT-100A	V3-097	GWN-54A		
T3-058	GWT-53A*	T3-152	GWT-139A	V3-097S	GWIS-41A		
T3-059	GWT-67A	T3-157	GWT-142A	V3-097S	GWN-54A		
T3-060	GWT-77A*	T3-158	GWT-157A	V3-098	GWMZ-46A		
T3-061	GWT-55A*	T5-001	(GWT-61F)	V3-098	GWN-52A		
T3-065	GWT-52A	T5-001	GWT-61F	V3-099	GWN-26A		
T3-066	GWT-82A	T5-003	GWT-27F	V3-102	GWN-38A		
T3-067	GWT-84A	T5-005	GWT-32F	V3-103	GWN-49A		
T3-068	GWT-113A	T5-006	GWT-32F	V3-111S	GWN-44A		
T3-069	GWT-109A	T5-013	GWT-28F	V3-112	GWN-79A		
T3-070	GWT-108A	T5-025	GWT-35F	V3-116	GWN-51A		
T3-071	GWD-13A	T5-027	GWT-31F	V3-118	GWN-78A		
T3-072	GWT-79A	T5-028	GWT-59F	V3-119	GWN-64A		
T3-073	GWT-110A	V3-001	GWN-11A	V3-123	GWN-75A		
T3-075	GWT-112A	V3-002	GWN-01A	V3-124	GWN-51A		
T3-076	GWT-81A	V3-003	GWN-03A	V3-127	GWN-74A		
T3-078	GWT-73A	V3-004	GWN-02A	V3-129	GWN-61A		
T3-080	GWT-111A	V3-005	GWN-05A	V3-130	GWN-05A		
T3-082S	GWT-85A	V3-006	GWN-06A	V3-130	GWN-49A		
T3-083	GWT-87A	V3-007	GWN-53A	V3-132	GWN-73A		
T3-085	GWT-49A	V3-008	GWN-12AF	V3-135	GWN-32A		
T3-088	GWT-72A	V3-009	GWN-06A	V3-135	GWN-70A		
T3-089	GWT-73A	V3-010	GWN-10A	V3-136	GWN-77A		
T3-090	GWT-65A	V3-014	GWN-05A	V3-137	GWN-76A		
T3-090*	GWT-65A	V3-015	GWN-19A	V3-138	GWN-67A		
T3-091	GWT-91A	V3-016	GWN-31A	V5-023	GWN-16F		
T3-093	GWT-71A	V3-017	GWN-20A	V5-026	GWN-16F		
T3-095	GWT-71A	V3-018	GWN-28A	V5-031	(GWN-31F)		
T3-097S	GWT-129A	V3-020	GWN-18A	V5-031	GWN-31F		

COMPETITIVE REFERENCE

COMPETITOR ⇒ GMB		COMPETITOR ⇒ GMB		COMPETITOR ⇒ GMB		COMPETITOR ⇒ GMB	
QHL		QHL		QHL		QHL	
QCP1013	GWT-10A	QCP2425	GWM-19A	QCP2800	GWDW-12A	QCP3023	GWO-05AP
QCP1016	GWHO-03A	QCP2425	GWM-46A	QCP2800	GWO-12A	QCP3024	GWBM-03A
QCP1017	GWFI-03A	QCP2426	GWM-23A	QCP2808	GWD-28A	QCP3034	GWSU-14A
QCP125	GWMF-01A	QCP2429	GWN-19A	QCP2809	GWD-29A	QCP3035	GWSU-11A
QCP1294	GWVO-06A	QCP2433	GWHY-17A	QCP2809	GWT-29A	QCP3036	GWBE-03A
QCP1294	GWVW-06A	QCP2433	GWM-17A	QCP2810/2969	GWD-46A	QCP3036	GWS-16A
QCP1350	GWDW-13A	QCP2433	GWM-77A	QCP2815	GWK-71A	QCP3037	GWS-15A
QCP1350	GWO-13A	QCP2438	GWT-23A	QCP2815	GWMZ-35A	QCP3041	GWT-107A
QCP1376	GWD-17A	QCP2438	GWT-41A	QCP2830	GWM-33A	QCP3041	GWT-111A
QCP1395	GWM-23A	QCP2453	GWVW-07A	QCP2831	GWN-28A	QCP3042	GWT-82A
QCP1397	GWT-47A	QCP2467	GWHO-04A	QCP2832	GWN-11A	QCP3046	GWT-115A
QCP1401	GWMZ-25A	QCP2470	GWR-06A	QCP2834	GWN-23AF	QCP3046	GWT-79A
QCP1416	GWHO-30A	QCP2471	GWO-05AP	QCP2835	GWN-06A	QCP3055	GWT-67A
QCP1481	GWHO-26A	QCP2472	GWSA-02A	QCP2838	GWN-37A	QCP3058	GWO-17A
QCP1504	GWSU-13A	QCP2473	GWHO-13AP	QCP2847	GWSU-19RK	QCP3059/3628	GWO-18A
QCP1531	GWN-46AF	QCP2476	GWHO-15AP	QCP2851	GWT-45A	QCP3067	GWBM-11A
QCP1535	GWN-57A	QCP2477	GWBM-06A	QCP2853	GWT-108A	QCP3072	GWIS-25A
QCP1549	GWVW-07A	QCP2478	GWBM-05A	QCP2854	GWT-59A	QCP3073	GWIS-31A
QCP1557	GWO-05AP	QCP2478	GWBM-06A	QCP2859	GWT-71A	QCP3084	GWO-16A
QCP1559	GWBM-03A	QCP2495	GWFI-49A	QCP2860	GWN-63A	QCP3093	GWVW-21A
QCP1577	GWFI-08A	QCP2508	GWM-13A	QCP2861	GWN-55A	QCP3097	GWN-44A
QCP1581	GWR-04A	QCP2508	GWM-37A	QCP2871	GWIS-20A	QCP3098	GWD-32A
QCP1582	GWR-05A	QCP2509	GWM-12A	QCP2872	GWM-24A	QCP3099	GWN-43A
QCP173	GWFI-19A	QCP2512	GWDW-10A	QCP2877	GWN-10A	QCP3100	GWFI-109A
QCP181	GWFI-02A	QCP2512	GWG-61A	QCP2881	GWN-48A	QCP3129	GWT-81A
QCP2022	GWVW-04A	QCP2512	GWO-10A	QCP2882	GWN-42A	QCP3132	GWT-73A
QCP2051	GWMZ-03A	QCP2513	GWDW-46A	QCP2884	GWP-12A	QCP3157	GWVW-12A
QCP2064	GWO-05AP	QCP2513	GWG-46A	QCP2891	GWP-13A	QCP3157	GWVW-20A
QCP2085	GWFI-17A	QCP2517	GWO-11A	QCP2897	GWT-113A	QCP3165	GWP-11A
QCP2087	GWFI-47A	QCP2525	GWFI-18A	QCP2898	GWMZ-51A	QCP3169	GWMZ-50A
QCP2101	GWFI-14A	QCP2526	GWFI-03A	QCP2906	GWN-72A	QCP3171	GWSU-18A
QCP2127	GWHO-10A	QCP2527	GWFI-65A	QCP2908	GWM-27A	QCP3175	GWHO-28A
QCP2135	GWT-30A	QCP2532	GWMZ-30A	QCP2912	GWM-69A	QCP3177	GWN-52A
QCP2135	GWT-30A	QCP2550	GWK-31A	QCP2914	GWN-41A	QCP3178	GWN-79A
QCP2139	GWT-38A	QCP2550	GWMZ-31A	QCP2915	GWN-65AF	QCP3180	GWSU-12A
QCP2140	GWMZ-10A	QCP2565	GWFI-87A	QCP2918	GWN-68A	QCP3182	GWM-47A
QCP2147	GWBM-06A	QCP2588	GWS-11A	QCP2924	GWHY-08A	QCP3189	GWT-91A
QCP2154	GWBM-04A	QCP2590	GWMZ-29A	QCP2924	GWM-53A	QCP3190	GWM-48A
QCP216	GWBL-03A	QCP2594	GWT-43A	QCP2928	GWVO-04A	QCP3192	GWD-35A
QCP2172	GWT-31A	QCP2595	GWT-62A	QCP2943	GWN-39A	QCP3227	GWR-14A
QCP2172	GWT-31A	QCP2596	GWT-63A	QCP2944	GWP-10A	QCP3230	GWHO-33A
QCP2189	GWDW-11A	QCP2597	GWT-68A	QCP2946	GWT-78A	QCP3231	GWHO-39A
QCP2189	GWG-11A	QCP2598	GWT-50A	QCP2947	GWHO-23A	QCP3234	GWHO-32A
QCP2194	GWO-09A	QCP2612	GWN-35A	QCP2947	GWHO-24A	QCP3235	GWHO-46A
QCP2300	GWO-14AP	QCP2613	GWT-57A	QCP2949	GWMZ-32A	QCP3238	GWN-40A
QCP2301	GWBL-14A	QCP2634	GWHO-25A	QCP2950	GWS-12A	QCP3243	GWFI-89A
QCP2302	GWR-11A	QCP2638	GWN-29A	QCP2950	GWS-30A	QCP3244	GWT-117A
QCP2304	GWFI-40A	QCP2639	GWMZ-21A	QCP2960	GWSU-03A	QCP3244	GWT-117AH
QCP2307	GWHO-11A	QCP2646	GWBM-08A	QCP2974	GWN-53A	QCP3244	GWT-93A
QCP2312	GWHO-07A	QCP2652	GWFI-88A	QCP2975	GWN-47AF	QCP3245	GWMZ-42A
QCP2318	GWT-52A	QCP2654	GWFI-86A	QCP2976	GWN-26A	QCP3250	GWM-56A
QCP2328	GWN-24A	QCP2661	GWR-12A	QCP2978	GWT-77A	QCP3253	GWN-45A
QCP2329	GWN-20A	QCP2663	GWSA-03A	QCP2979	GWT-42A	QCP3257	GWHO-34A
QCP2344	GWP-06A	QCP2671	GWBM-10A	QCP2980	GWT-54A	QCP3260	GWMZ-41A
QCP2345	GWP-07A	QCP2689	GWO-15A	QCP2980	GWT-54A	QCP3262	GWT-86A
QCP2358	GWBM-02A	QCP2702	GWT-58A	QCP2981	GWT-61A	QCP3262	GWT-86AH
QCP2376	GWBE-03A	QCP2704	GWM-39A	QCP2989	GWBE-06A	QCP3263	GWT-94A
QCP2405	GWN-31A	QCP2705	GWHO-22A	QCP2990	GWFI-90A	QCP3271	GWT-65A
QCP2410	GWHO-22A	QCP2705	GWHO-37A	QCP2991	GWS-11A	QCP3272	GWM-52A
QCP2413	GWK-19A	QCP2735	GWBM-09A	QCP2992	GWHY-108A	QCP3275	GWD-36A
QCP2413	GWMZ-56A	QCP2740	GWHO-24A	QCP2992	GWM-01A	QCP3276	GWHO-56A
QCP2420	GWVO-05A	QCP2743	GWBL-18A	QCP3000BH	GWFI-15A	QCP3277	GWMZ-39A

COMPETITIVE REFERENCE

COMPETITOR ⇒ GMB		COMPETITOR ⇒ GMB		COMPETITOR ⇒ GMB		COMPETITOR ⇒ GMB	
QHL		QHL		QHL		QHL	
QCP3278	GWMZ-43A	QCP3447	GWM-57A	QCP3643	GWIS-46A	QCP809	GWFI-11A
QCP3279	GWMZ-55A	QCP3448	GWS-23A	QCP3644	GWM-82A	QCP814	GWBF-02A
QCP3280	GWM-55A	QCP3452	GWT-133A	QCP3645	GWM-85A	QCP815	GWHD-06A
QCP3281	GWM-50A	QCP3452	GWT-98A	QCP3647	GWMZ-70A	QCP904	GWMZ-02A
QCP3282	GWN-51A	QCP3453	GWT-131A	QCP3648	GWVO-07A	QCP908	GWVV-08A
QCP3285	GWS-20A	QCP3453	GWT-96A	QCP3653	GWR-15A	QCP932	GWFI-08AH
QCP3286	GWT-122A	QCP3454	GWDW-90A	QCP3653	GWR-16A	QCP935	GWBF-03A
QCP3296	GWM-58A	QCP3454	GWG-90A	QCP3654	GWHO-59A	QCP952	GWVV-09A
QCP3303	GWS-36A	QCP3461	GWHO-40A	QCP3664	GWG-93A	QCP952BH	GWVV-09AH
QCP3304	GWVV-13A	QCP3462	GWT-103A	QCP3667	GWT-142A	QCP957	GWR-03A
QCP3333	GWD-34A	QCP3463	GWMZ-48A	QCP3668	GWT-141A	QCP958	GWP-08AP
QCP3336	GWHY-35A	QCP3466	GWM-83A	QCP3672	GWN-84A	QCP959	GWT-05A
QCP3338	GWM-74A	QCP3468	GWIS-32A	QCP3681	GWG-94A	QCP965	GWFI-09A
QCP3341	GWN-54A	QCP3471	GWMZ-38A	QCP3693	GWT-151A	QCP969	GWVO-03A
QCP3342	GWN-60A	QCP3472	GWM-54A	QCP3704	GWS-45A	QCP972	GWFI-06A
QCP3344	GWN-75A	QCP3474	GWHY-43A	QCP3709	GWBL-01A	QCP974	GWBL-05A
QCP3345	GWDW-92A	QCP3474	GWHY-43A	QCP3709P	GWBL-01A	QCP976	GWVO-01A
QCP3345	GWG-92A	QCP3483	GWO-19A	QCP3710	GWBL-11A	QCP983	GWBL-10A
QCP3346	GWDW-87A	QCP3485	GWK-15A	QCP3731	GWCR-41A	QCP985	GWFI-10A
QCP3346	GWG-87A	QCP3486	GWDW-91A	QCP3738	GWHY-22A	QCP990	GWBM-01A
QCP3346	GWG-88A	QCP3486	GWG-91A	QCP3757	GWT-149A	QCP991	GWFI-05A
QCP3348	GWN-62A	QCP3487	GWM-61A	QCP3772	GWM-93AM	QCP995	GWBE-02A
QCP3350	GWS-19A	QCP3488	GWHY-23A	QCP3781	GWHY-110A	QCP997A	GWP-06A
QCP3353	GWT-84A	QCP3500	GWM-70A	QCP3810	GWM-100A	QCP998	GWCR-18A
QCP3355	GWT-99A	QCP3502	GWK-21A	QCP3834	GWH-02A		
QCP3356	GWT-116A	QCP3527	GWT-119A	QCP3834	GWT-148A		
QCP3356	GWT-116AH	QCP3528	GWHO-57A	QCP3834	GWT-156A		
QCP3356BH	GWT-150A	QCP3529	GWHO-48A	QCP4453	GWVV-11A		
QCP3359	GWT-92A	QCP3531	GWHO-52A	QCP4453BH	GWVV-07AH		
QCP3360	GWDW-38A	QCP3535	GWM-67A	QCP4453BH	GWVV-11AH		
QCP3361	GWHY-19A	QCP3538	GWM-80A	QCP550	GWFI-08A		
QCP3362	GWHY-107A	QCP3539	GWMZ-58A	QCP555	GWO-01A		
QCP3365	GWVV-14A	QCP3540	GWG-103A	QCP560	GWBE-01A		
QCP3368	GWCR-30A	QCP3545	GWS-31A	QCP561	GWBM-07A		
QCP3370	GWFI-13A	QCP3546	GWT-138A	QCP564	GWFI-29A		
QCP3370	GWFI-14A	QCP3549	GWFI-107A	QCP570	GWCR-01A		
QCP3381	GWBE-05A	QCP3549	GWFI-107AH	QCP571	GWFI-04A		
QCP3386	GWHD-10A	QCP3555	GWN-76A	QCP577	GWG-08A		
QCP3400	GWM-45A	QCP3557	GWHY-20A	QCP577A	GWG-01A		
QCP3401	GWM-44A	QCP3558	GWN-73A	QCP577B	GWG-09A		
QCP3412	GWD-27A	QCP3574	GWT-123A	QCP577C	GWG-10A		
QCP3413	GWT-85A	QCP3575	GWS-34A	QCP578	GWCR-02A		
QCP3415	GWT-87A	QCP3577	GWT-124A	QCP579	GWHO-29A		
QCP3416	GWT-120AH	QCP3580	GWHO-50A	QCP587	GWHD-02A		
QCP3416	GWT-95A	QCP3581	GWM-79A	QCP726	GWHD-03A		
QCP3420	GWT-90A	QCP3583	GWT-140A	QCP730	GWFI-01A		
QCP3420	GWT-97A	QCP3586	GWD-50AH	QCP732	GWT-06A		
QCP3425	GWM-59A	QCP3586	GWT-134AH	QCP735	GWCR-17A		
QCP3426	GWM-60A	QCP3587	GWM-65A	QCP746	GWFI-03A		
QCP3428	GWT-120A	QCP3588	GWHY-21A	QCP752	GWN-03A		
QCP3429	GWT-83A	QCP3595	GWHO-47A	QCP754	GWN-05A		
QCP3429BH	GWT-83AH	QCP3598	GWMZ-75A	QCP757	GWT-02A		
QCP3430	GWT-102A	QCP3599	GWHO-51A	QCP759	GWT-04A		
QCP3431	GWT-101A	QCP3600	GWHO-54A	QCP759	GWT-44A		
QCP3431	GWT-135A	QCP3615	GWM-81A	QCP760	GWBM-05A		
QCP3437	GWT-100A	QCP3616	GWM-78A	QCP766	GWFI-01A		
QCP3437	GWT-136A	QCP3620	GWVV-19A	QCP788	GWN-02A		
QCP3438	GWMZ-69A	QCP3626	GWFI-119A	QCP797	GWT-03A		
QCP3442	GWVV-18A	QCP3637	GWMZ-57A	QCP800	GWFI-05A		
QCP3443	GWHY-11A	QCP3639	GWHY-42A	QCP802	GWCR-03A		
QCP3444	GWK-22A	QCP3640	GWHY-44A	QCP803/808	GWHD-04/05A		
QCP3446	GWMZ-74A	QCP3640	GWHY-44AH	QCP804	GWFI-07A		

COMPETITIVE REFERENCE

COMPETITOR ⇒ GMB		COMPETITOR ⇒ GMB		COMPETITOR ⇒ GMB		COMPETITOR ⇒ GMB	
SIL		SIL		SIL		SIL	
PA1000	GWT-64A	PA1152	GWT-91A	PA1254	GWF-107A	PA1429	GWHY-42A
PA1002A	GWVW-19A	PA1154	GWMZ-22A	PA1254	GWF-107AH	PA1431	GWM-83A
PA1005	GWD-26A	PA1155	GWN-65AF	PA1300	GWD-45A	PA1432	GWHY-08A
PA1007	GWD-33A	PA1160	GWT-100A	PA1302	GWHO-46A	PA1433	GWMZ-56A
PA1008	GWHO-33A	PA1161	GWT-101A	PA1303	GWHO-48A	PA1439	GWT-124A
PA1011	GWHO-32A	PA1161	GWT-135A	PA1304	GWHO-47A	PA1441	GWT-141A
PA1013	GWHO-38A	PA1162	GWT-102A	PA1307	GWHY-20A	PA1451	GWT-131A
PA1013	GWIS-34A	PA1165	GWT-106A	PA1308	GWHY-11A	PA1451	GWT-138A
PA1014	GWM-14A	PA1166	GWN-66A	PA1310	GWHY-43A	PA1457	GWT-116A
PA1016	GWM-13A	PA1167	GWN-55A	PA1310	GWHY-43A	PA1457	GWT-116AH
PA1016	GWM-37A	PA1169	GWN-69A	PA1313	GWM-54A	PA1457	GWT-150A
PA1017	GWM-46A	PA1170	GWN-70A	PA1316	GWM-70A	PA1470	GWMZ-36A
PA1019	GWMZ-18A	PA1171	GWMZ-52A	PA1317	GWM-50A	PA1471	GWM-82A
PA102	GWO-01A	PA1172	GWM-63A	PA1318	GWS-23A	PA1475	GWS-45A
PA1021	GWN-18A	PA1173	GWM-64A	PA1320	GWS-36A	PA1483	GWAM-08A
PA1022	GWN-40A	PA1174	GWM-65A	PA1321	GWT-119A	PA1484	GWCR-36A
PA1027	GWT-27AF	PA1175	GWD-37A	PA1322	GWT-117A	PA1485	GWCR-39A
PA1027	GWT-27AFH	PA1176	GWD-38A	PA1325	GWT-42A	PA1486	GWCR-27A
PA1030	GWT-50A	PA1177	GWD-39A	PA1326	GWT-122A	PA1506	GWD-57A
PA1031	GWT-52A	PA1178	GWHO-41A	PA1327	GWT-55A	PA1506	GWT-146A
PA1032	GWT-62A	PA1179	GWHO-42A	PA1328	GWMZ-70A	PA1555	GWM-93AM
PA1033	GWT-71A	PA118	GWVO-01A	PA1330	GWN-76A	PA1557	GWIS-50A
PA1034	GWT-82A	PA1181	GWS-21A	PA1331	GWN-73A	PA1572	GWM-100A
PA1035	GWT-85A	PA1182	GWS-22A	PA1332	GWD-50AH	PA198P	GWFI-01A
PA1036	GWT-86A	PA1183	GWSU-17A	PA1332	GWT-134AH	PA201	GWBL-01A
PA1036	GWT-86AH	PA1184	GWSU-18A	PA1333	GWHO-50A	PA201AC	GWBL-11A
PA1044	GWN-01A	PA1186	GWIS-42A	PA1335	GWK-21A	PA207	GWBE-01A
PA1045	GWMZ-07A	PA1188	GWK-15A	PA1341	GWM-80A	PA213	GWVW-08A
PA1045	GWMZ-08A	PA1189	GWK-17A	PA1342	GWM-79A	PA215	GWF-03A
PA1059	GWHY-19A	PA1190	GWK-18A	PA1344	GWM-81A	PA218	GWF-01A
PA1061	GWN-10A	PA1191	GWK-19A	PA1345	GWM-78A	PA228	GWFI-09A
PA107	GWF-02A	PA1192	GWM-55A	PA1347	GWS-34A	PA229P	GWP-08AP
PA1073	GWDW-38A	PA1193	GWM-57A	PA1348	GWT-123A	PA231	GWFI-06A
PA1073	GWS-13A	PA1195	GWM-59A	PA1351	GWK-22A	PA234P	GWFI-01A
PA1073	GWS-19A	PA1196	GWM-60A	PA1353	GWS-28A	PA236	GWVW-09A
PA1074	GWHO-54A	PA1197	GWM-61A	PA1356	GWHY-21A	PA238	GWBE-02A
PA1075	GWHO-39A	PA1198	GWMZ-48A	PA1358	GWN-45A	PA238E	GWBE-02A
PA1076	GWHO-40A	PA1199	GWMZ-49A	PA1359	GWN-43A	PA238S	GWBE-02A
PA1078	GWHY-35A	PA1200	GWMZ-50A	PA1360	GWCR-30A	PA248S	GWF-14A
PA1081	GWIS-20A	PA1201	GWMZ-51A	PA1362	GWHO-49A	PA249	GWBM-01A
PA1089	GWM-69A	PA1202	GWN-59A	PA1363	GWSU-21A	PA251	GWFI-05A
PA1091	GWM-56A	PA1203	GWN-60A	PA1364	GWT-120A	PA252	GWFI-03A
PA1094	GWN-51A	PA1204	GWN-61A	PA1365	GWT-121A	PA257	GWVO-03A
PA1095	GWN-62A	PA1205	GWN-64A	PA1366	GWS-32A	PA260	GWT-10A
PA1096	GWN-67A	PA1206	GWS-20A	PA1366	GWS-32AH	PA261	GWT-02A
PA1097	GWN-21A	PA1207	GWSU-16A	PA1367	GWS-33A	PA262	GWT-03A
PA1112	GWT-117AH	PA121	GWBL-01A	PA1368	GWHO-55A	PA263	GWT-01A
PA1112	GWT-93A	PA1210	GWT-96A	PA1369	GWMZ-54A	PA264	GWN-02A
PA1122	GWM-16A	PA1211	GWT-97A	PA1369	GWMZ-75A	PA273	GWN-03A
PA1124	GWM-02A	PA1212	GWT-133A	PA1371	GWT-142A	PA274	GWMZ-01A
PA1125	GWT-47A	PA1212	GWT-98A	PA1375	GWIS-23A	PA274	GWMZ-02A
PA1138	GWMZ-58A	PA1213	GWT-99A	PA1376	GWIS-45A	PA275	GWF-10A
PA1141	GWMZ-38A	PA1214	GWT-27A	PA1377	GWIS-35A	PA275E	GWF-10A
PA1142	GWMZ-43A	PA1215	GWMZ-41A	PA1381	GWHO-52A	PA275S	GWF-10A
PA1143	GWMZ-42A	PA122	GWBM-07A	PA1402	GWG-93A	PA279S	GWF-24A
PA1144	GWMZ-40A	PA1223	GWAM-09A	PA1406	GWBL-19A	PA280	GWR-03A
PA1145	GWM-53A	PA1239	GWD-28A	PA1409	GWHO-56A	PA281	GWMZ-03A
PA1146	GWMZ-39A	PA1240	GWHO-35A	PA141	GWFI-04A	PA287	GWF-09A
PA1146	GWMZ-55A	PA1241	GWM-51A	PA1422	GWF-119A	PA291	GWHO-04A
PA1147	GWT-87A	PA1242	GWT-92A	PA1427	GWS-30A	PA291	GWHO-05A
PA1148	GWN-63A	PA1243	GWT-84A	PA1428	GWHY-44A	PA291P	GWHO-12AP
PA1150	GWSU-15A	PA1251	GWG-103A	PA1428	GWHY-44AH	PA292P	GWHO-01AP

COMPETITIVE REFERENCE

COMPETITOR ⇒ GMB		COMPETITOR ⇒ GMB		COMPETITOR ⇒ GMB		COMPETITOR ⇒ GMB	
SIL		SIL		SIL		SIL	
PA301	GWHO-03A	PA512P	GWO-10A	PA774	GWMZ-32A	PA906	GWT-66A
PA303P	GWHO-13AP	PA513P	GWP-12A	PA775	GWHY-17A	PA907	GWHO-25A
PA308	GWT-31A	PA514	GWVO-05A	PA775	GWM-17A	PA908	GWHO-28A
PA308	GWT-31AF	PA515P	GWHO-22A	PA775	GWM-77A	PA909	GWN-36A
PA312	GWT-23A	PA515P	GWHO-37A	PA776	GWHY-107A	PA912	GWHY-108A
PA312	GWT-41A	PA516P	GWN-29A	PA776	GWM-32A	PA912	GWM-01A
PA320	GWT-30A	PA517	GWHO-21A	PA776	GWM-39A	PA921	GWN-72A
PA321	GWVW-04A	PA519	GWVW-09AH	PA777	GWM-19A	PA928	GWDW-92A
PA350	GWT-09A	PA521	GWVW-07AH	PA778	GWM-23A	PA928	GWG-92A
PA358P	GWO-05AP	PA521	GWVW-11AH	PA779	GWHY-109A	PA929	GWD-36A
PA361	GWP-06A	PA523P	GWF-08A	PA779	GWM-27A	PA934A	GWBE-05A
PA363	GWN-05A	PA523P	GWF-08AH	PA780	GWM-24A	PA936	GWHD-10A
PA372	GWF-17A	PA524P	GWO-11A	PA781	GWM-12A	PA941	GWVW-14A
PA373	GWF-18A	PA526	GWF-49A	PA782	GWM-44A	PA944	GWVW-18A
PA374	GWVW-07A	PA527P	GWDW-46A	PA783	GWN-26A	PA945	GWVW-13A
PA379S	GWF-47A	PA527P	GWG-46A	PA784	GWN-23AF	PA948	GWN-52A
PA380P	GWVW-06A	PA534P	GWFI-15A	PA785	GWSU-13A	PA957	GWDW-90A
PA382	GWBM-04A	PA557A	GWR-12A	PA786	GWSU-12A	PA957	GWG-90A
PA383	GWBM-03A	PA561	GWBE-06A	PA787	GWSU-14A	PA958	GWD-35A
PA386	GWBM-06A	PA562	GWBM-08A	PA788	GWS-03A	PA959	GWD-46A
PA387	GWBM-05A	PA575P	GWO-15A	PA789	GWS-12A	PA968	GWM-58A
PA389	GWP-07A	PA590P	GWF-89A	PA790	GWT-68A	PA970S	GWR-15A
PA390	GWN-11A	PA599	GWF-88A	PA792	GWT-57A	PA970S	GWR-16A
PA391P	GWSU-04A	PA600P	GWMZ-25A	PA792	GWT-94A	PA977	GWT-107A
PA392P	GWSU-03A	PA603	GWMZ-10A	PA793	GWT-12A	PA984	GWN-57A
PA398P	GWF-40A	PA604	GWN-35A	PA793	GWT-12AG	PA985	GWBL-12A
PA399	GWHO-11A	PA609	GWN-28A	PA794	GWT-114A	PA986	GWBL-13A
PA401	GWHO-08A	PA609	GWN-31A	PA794	GWT-54A	PA987	GWIS-28A
PA403P	GWHO-16AP	PA613P	GWMZ-29A	PA795	GWT-53A	PA993	GWM-47A
PA407PS	GWF-50A	PA615	GWSA-03A	PA796	GWT-58A	PA994	GWM-52A
PA407PS	GWF-86A	PA624P	GWDW-12A	PA797	GWT-77A	PA995	GWN-47AF
PA409	GWBE-03A	PA627P	GWO-12A	PA799	GWT-78A	PA996	GWN-53A
PA411P	GWO-14AP	PA646	GWBM-10A	PA800	GWT-61A	PA997	GWBL-03A
PA421P	GWR-11A	PA648P	GWP-13A	PA801	GWS-15A	PA998	GWBL-05A
PA422P	GWR-10A	PA649P	GWP-10A	PA802	GWS-16A	PA999	GWT-59A
PA426P	GWO-09A	PA658	GWBM-11A	PA803	GWD-32A		
PA427P	GWDW-11A	PA659	GWBM-09A	PA805	GWHO-30A		
PA427P	GWG-11A	PA664P	GWVW-21A	PA806	GWIS-25A		
PA428	GWD-15A	PA674P	GWVO-07A	PA807	GWHY-130A		
PA430	GWR-06A	PA681P	GWHO-26A	PA807	GWM-74A		
PA431	GWBM-02A	PA683P	GWBL-18A	PA811	GWN-37A		
PA432	GWN-24A	PA684	GWN-42A	PA812	GWN-41A		
PA432	GWN-49A	PA685	GWN-48A	PA814	GWS-11A		
PA435	GWN-20A	PA707P	GWO-16A	PA818	GWT-63A		
PA437P	GWDW-13A	PA708A	GWO-18A	PA819	GWT-65A		
PA437P	GWO-13A	PA709P	GWO-17A	PA820	GWT-115A		
PA443	GWBL-14A	PA712	GWF-90A	PA820	GWT-79A		
PA456	GWMZ-21A	PA717	GWN-44A	PA821	GWT-81A		
PA460	GWVW-07A	PA720P	GWP-11A	PA822	GWT-83A		
PA460	GWVW-11A	PA726	GWHO-23A	PA822	GWT-83AH		
PA467A	GWFI-13A	PA738P	GWHO-34A	PA830	GWR-14A		
PA467A	GWFI-14A	PA746	GWK-31A	PA846	GWVW-12A		
PA468	GWVW-09A	PA746	GWMZ-31A	PA846A	GWVW-20A		
PA469	GWSA-02A	PA747	GWMZ-35A	PA871	GWDW-87A		
PA473	GWVO-04A	PA749	GWN-39A	PA871	GWG-87A		
PA488E	GWF-65A	PA750	GWN-68A	PA871	GWG-88A		
PA495	GWF-87A	PA767	GWD-27A	PA890	GWO-19A		
PA498	GWF-18A	PA768	GWD-29A	PA892	GWM-48A		
PA498E	GWF-18A	PA770	GWHO-24A	PA896	GWS-08A		
PA500	GWD-17A	PA771	GWHO-29A	PA899	GWM-45A		
PA512P	GWDW-10A	PA773	GWMZ-30A	PA902	GWN-46AF		
PA512P	GWG-61A	PA773	GWS-31A	PA904	GWSU-11A		

WEIGHT & PACKING LIST

GMB NO.	NET WEIGHT(g)	BOX	GMB NO.	NET WEIGHT(g)	BOX	GMB NO.	NET WEIGHT(g)	BOX	GMB NO.	NET WEIGHT(g)	BOX
GWAM-01A	2680	J	GWCR-40A	998	C	GWDW-39A	780	I	GWF-76A	3540	V
GWAM-03A	1440	J	GWCR-41A	2210	Q	GWDW-40A	860	N	GWF-77A	2330	Q
GWAM-04A	2320	Q	GWCR-42A	2655	C-L	GWDW-46A	980	B	GWF-78AP	1582	J
GWAM-05A	1460	J	GWCR-43A	1305	O	GWDW-87A	881	B	GWF-78A	1460	KA
GWAM-06A	1290	J	GWCR-44A	1060	KA	GWDW-88A	915	B	GWF-79A	1805	BF
GWAM-07A	1290	J	GWD-11A	2900	K	GWDW-89A	900	B	GWF-80A	2240	Q
GWAM-08A	1420	J	GWD-12A	890	I	GWDW-90A	864	B	GWF-81A	2052	C1S
GWAM-09A	1220	J	GWD-13A	2020	H	GWDW-91A	900	B	GWF-82A	1445	R
GWAM-10A	1556	J	GWD-14A	2860	J	GWDW-92A	840	B	GWF-83A	1903	C
GWBE-01A	1787	I	GWD-15A	860	I	GWDW-96A	1095	I	GWF-84A	1617	K
GWBE-02A	1660	I	GWD-16A	560	B	GWF-01A	780	N	GWF-85A	1901	R
GWBE-03A	2160	A	GWD-17A	1020	N	GWF-02A	760	N	GWF-86A	1706	N
GWBE-04A	1814	G	GWD-24A	830	KA	GWF-03A	880	C	GWF-87A	2052	C
GWBE-05A	2087	-	GWD-25A	620	I	GWF-05A	1550	KA	GWF-88A	538	N
GWBE-06A	2200	U	GWD-26A	880	N	GWF-06A	1550	KA	GWF-89A	2145	C
GWBF-02A	940	N	GWD-27A	1020	N	GWF-07A	1600	K	GWF-90A	1539	J
GWBF-03A	5110	BF	GWD-28A	2830	J	GWF-08AH	1420	K	GWF-91A	815	I
GWBL-01A	760	N	GWD-29A	870	N	GWF-08A	1130	N	GWF-92A	2060	R
GWBL-03A	2810	J	GWD-30A	960	KA	GWF-10A	730	I	GWF-93A	2306	R
GWBL-05A	1910	C	GWD-31A	960	KA	GWF-11A	2570	Q	GWF-94A	2429	Q
GWBL-10A	1390	A	GWD-32A	660	K	GWF-14A	1170	F14	GWF-95A	1482	C
GWBL-11A	760	N	GWD-33A	2940	H	GWF-15A	1630	J	GWF-96A	2288	BF
GWBL-12A	5020	R	GWD-34A	1015	N	GWF-17A	780	N	GWF-97A	1803	BF
GWBL-13A	4790	BF	GWD-35A	1350	I	GWF-18A	1030	C	GWF-98A	1969	C
GWBL-14A	830	N	GWD-36A	840	N	GWF-21A	1970	Q	GWF-99A	1415	KA
GWBL-18A	621	B	GWD-37A	925	KA	GWF-22A	2870	K	GWF-100A	812	B
GWBL-19A	713	B	GWD-38A	920	KA	GWF-23A	3090	Q	GWF-101A	2544	Q
GWBL-20A	1134	N	GWD-39A	815	C	GWF-24A	1180	F14	GWF-102A	2260	Q
GWBM-01A	960	KA	GWD-40AH	1105	KA	GWF-29A	1130	C	GWF-103A	1358	C
GWBM-02A	990	KA	GWD-40A	608	B	GWF-35A	6210	C1S	GWF-104A	1500	H
GWBM-03A	990	N	GWD-41AH	1061	KA	GWF-36A	830	I	GWF-105AH	1192	K
GWBM-04A	1040	C	GWD-41A	564	B	GWF-37A	7210	C1S	GWF-105A	909	N
GWBM-05A	920	N	GWD-42AH	1074	KA	GWF-38A	1550	KA	GWF-106AP	1622	J
GWBM-06A	950	C	GWD-42A	615	B	GWF-39A	1650	H	GWF-106A	1500	KA
GWBM-08A	1040	C	GWD-43AH	1311	KA	GWF-40A	1000	KA	GWF-107AH	2365	H
GWBM-09A	1035	I	GWD-43A	801	B	GWF-41A	1300	KA	GWF-107A	1985	A
GWBM-10A	830	N	GWD-44A	485	B	GWF-42A	2560	Q	GWF-108A	1483	J
GWBM-11A	980	N	GWD-45A	522	B	GWF-44A	6040	Q	GWF-109A	2200	A
GWCR-01A	1160	J	GWD-46A	2897	J	GWF-46A	2520	C	GWF-110A	8618	NO.3
GWCR-02A	1340	J	GWD-47A	877	N	GWF-47A	1180	F14	GWF-111A	8528	R
GWCR-03A	1300	F	GWD-48A	911	N	GWF-48A	1340	BF	GWF-112A	4808	M
GWCR-05A	790	KA	GWD-49AH	1140	KA	GWF-49A	1730	F14	GWF-113A	1935	A
GWCR-06A	1360	J	GWD-50AH	1071	KA	GWF-50A	1780	N	GWF-114A	1325	A
GWCR-07A	2260	Q	GWD-50A	615	B	GWF-51A	820	I	GWF-115A	1470	O
GWCR-08A	759	I	GWD-51AH	1090	KA	GWF-52A	1050	I	GWF-116A	1910	A
GWCR-17A	880	I	GWD-51A	593	B	GWF-53A	1780	R	GWF-117A	2300	A
GWCR-18A	800	I	GWD-52AH	1128	KA	GWF-56A	2460	Q	GWF-118A	2300	A
GWCR-20A	1200	C	GWD-52A	613	B	GWF-58A	2175	F14	GWF-119A	1083	KA
GWCR-26A	770	KA	GWD-53AH	1082	KA	GWF-59A	1580	K	GWFI-01A	1100	N
GWCR-27A	750	I	GWD-53A	570	I	GWF-60A	1630	BF	GWFI-03A	830	N
GWCR-28A	830	KA	GWD-54A	633	I	GWF-61A	2870	K	GWFI-04A	820	N
GWCR-29A	818	I	GWD-55A	516	B	GWF-63A	2310	Q	GWFI-05A	840	N
GWCR-30A	1037	I	GWD-56A	673	B	GWF-64A	970	KA	GWFI-06A	970	N
GWCR-31A	865	I	GWD-57A	762	B	GWF-65A	990	C	GWFI-09A	810	N
GWCR-32A	1067	I	GWDW-03A	2241	J	GWF-66A	920	C	GWFI-13A	740	B
GWCR-33A	1062	C	GWDW-10A	1150	B	GWF-67A	2460	Q	GWFI-14A	744	I
GWCR-34A	1104	I	GWDW-11A	980	B	GWF-69A	1790	K	GWFI-15A	2195	K
GWCR-35A	1022	I	GWDW-12A	1170	B	GWF-70A	2826	Q	GWG-01A	1170	KA
GWCR-36A	3197	Q	GWDW-13A	940	B	GWF-71A	1140	KA	GWG-03A	1424	J
GWCR-37A	3224	Q	GWDW-16A	790	N	GWF-72A	1790	KA	GWG-04A	1690	J
GWCR-38A	2480	C	GWDW-18A	951	B	GWF-73A	780	N	GWG-05A	1054	C
GWCR-39A	937	N	GWDW-38A	700	I	GWF-75A	1910	C	GWG-06A	904	B

WEIGHT & PACKING LIST

GMB NO.	NET WEIGHT(g)	BOX	GMB NO.	NET WEIGHT(g)	BOX	GMB NO.	NET WEIGHT(g)	BOX	GMB NO.	NET WEIGHT(g)	BOX
GWG-07A	1780	H	GWG-80A	533	I	GWHO-29A	670	I	GWHY-105A	880	KA
GWG-08A	1040	KA	GWG-81A	548	I	GWHO-30A	720	I	GWHY-106A	2190	C
GWG-09A	1099	KA	GWG-82A	6027	U	GWHO-32A	620	I	GWHY-107A	2230	A
GWG-10A	1250	KA	GWG-83A	6290	C1S	GWHO-33A	900	I	GWHY-108A	730	I
GWG-11A	980	B	GWG-84A	710	B	GWHO-34A	860	I	GWHY-109A	960	C
GWG-12A	2900	KA	GWG-85A	710	B	GWHO-35A	1930	F14	GWHY-110A	600	B
GWG-13A	1390	KA	GWG-86A	916	N	GWHO-36A	1910	F14	GWHY-111A	1975	A
GWG-14A	872	I	GWG-87A	881	B	GWHO-37A	690	B	GWHY-130A	1190	KA
GWG-15A	1410	C	GWG-88A	915	B	GWHO-38A	1161	K	GWHY-201A	784	B
GWG-16A	1530	KA	GWG-89A	900	B	GWHO-39A	810	I	GWHY-202A	975	C
GWG-17A	1820	R	GWG-90A	864	B	GWHO-40A	680	I	GWHY-204A	1340	KA
GWG-19A	1200	N	GWG-91A	900	B	GWHO-41A	915	B	GWHY-205AH	1808	A
GWG-21A	1660	K	GWG-92A	840	B	GWHO-42A	730	B	GWIH-01A	4161	K
GWG-22A	2337	R	GWG-93A	863	I	GWHO-44A	629	I	GWIS-01A	872	I
GWG-23A	1460	KA	GWG-94A	926	C	GWHO-45A	680	B	GWIS-10A	3296	J
GWG-25A	6421	U	GWG-95A	5600	NO.3	GWHO-46A	680	I	GWIS-14A	1410	C
GWG-26A	2540	Q	GWG-96A	1095	I	GWHO-47A	632	N	GWIS-15A	3400	J
GWG-27A	6494	U	GWG-97A	1835	A	GWHO-48A	800	B	GWIS-16A	4597	R
GWG-28A	2280	N	GWG-98A	3285	N/A	GWHO-49A	800	I	GWIS-17A	4660	R
GWG-32A	7596	U	GWG-99A	3810	NO.3	GWHO-50A	974	C	GWIS-19A	1390	KA
GWG-33A	3089	C1S	GWG-100A	5160	NO.1	GWHO-51A	1111	KA	GWIS-20A	2210	J
GWG-35A	4300	Q	GWG-101A	1345	N	GWHO-52A	1013	C	GWIS-22A	1360	C
GWG-36A	2440	C1W	GWG-102A	1800	NO.3	GWHO-53A	1093	J	GWIS-23A	2280	J
GWG-37A	2020	U	GWG-103A	1180	-	GWHO-54A	808	I	GWIS-25A	1490	C
GWG-38A	2210	J	GWG-105A	786	N	GWHO-55A	773	I	GWIS-26A	1150	N
GWG-40A	1640	R	GWG-106AT	5900	NO.8	GWHO-56A	685	I	GWIS-27A	3359	J
GWG-42A	1473	H	GWG-108AM	706	N	GWHO-57A	1170	J	GWIS-28A	1390	KA
GWG-44A	1155	KA	GWH-01A	6202	Q	GWHO-58A	915	N	GWIS-29A	1260	C
GWG-45A	1552	R	GWH-02A	4386	Q	GWHO-59A	796	KA	GWIS-30A	632	B
GWG-46A	980	B	GWH-03A	6240	Q	GWHO-60A	735	N	GWIS-31A	1360	C
GWG-47A	1198	I	GWH-04AMH	9031	NO.3	GWHO-61A	571	N	GWIS-32A	800	I
GWG-48A	1312	I	GWHD-01A	940	N	GWHO-62A	1129	KA	GWIS-33A	1039	I
GWG-49A	1331	C	GWHD-02A	840	N	GWHO-63A	745	N	GWIS-34A	1161	K
GWG-50A	950	N	GWHD-03A	930	N	GWHO-64A	1700	T-57	GWIS-35A	5200	R
GWG-51A	1217	I	GWHD-04A	1403	G	GWHO-65A	1089	J	GWIS-36A	1440	KA
GWG-52A	1680	KA	GWHD-04/05A	1400	O	GWHO-66A	784	N	GWIS-37A	5220	R
GWG-53A	1390	KA	GWHD-06A	1270	H	GWHY-08A	1088	KA	GWIS-38A	810	I
GWG-54A	1680	KA	GWHD-07A	2180	O	GWHY-09A	1088	KA	GWIS-39A	840	B
GWG-55A	5870	U	GWHD-08A	1060	F	GWHY-11A	917	C	GWIS-40A	620	I
GWG-56A	2335	R	GWHD-09A	1150	B	GWHY-12A	1570	F-14	GWIS-41A	1037	I
GWG-57A	660	N	GWHD-10A	836	B	GWHY-13A	1130	J	GWIS-42A	1748	A
GWG-58A	1040	N	GWHO-01AP	990	C	GWHY-14A	1090	I	GWIS-43A	4909	R
GWG-59A	1190	KA	GWHO-02A	830	B	GWHY-17A	860	KA	GWIS-44A	1241	K
GWG-60A	1712	BF	GWHO-03A	680	B	GWHY-19A	718	I	GWIS-45A	1599	C
GWG-61A	1150	B	GWHO-04A	760	B	GWHY-20A	928	N	GWIS-46A	1459	C
GWG-62A	5870	U	GWHO-05A	690	B	GWHY-21A	1130	K	GWIS-47A	926	B
GWG-63A	860	N	GWHO-07A	750	B	GWHY-22A	1068	C	GWIS-48A	6750	R
GWG-64A	790	N	GWHO-08A	750	B	GWHY-23A	808	B	GWIS-49A	6415	R
GWG-65A	630	I	GWHO-10A	750	B	GWHY-32A	948	N	GWIS-50A	1543	C
GWG-66A	570	I	GWHO-11A	750	B	GWHY-35A	850	N	GWIS-51A	4102	H
GWG-67A	2740	KA	GWHO-12AP	1080	N	GWHY-36A	966	N	GWIS-52A	4437	H
GWG-68A	960	N	GWHO-13AP	1060	C	GWHY-42A	1090	I	GWIS-53A	1100	I
GWG-69A	5650	U	GWHO-15AP	1010	N	GWHY-43AH	1130	J	GWIS-54A	1490	C
GWG-70A	7680	C1S	GWHO-16AP	1030	N	GWHY-43A	1270	KA	GWK-02AH	1366	K
GWG-71A	910	N	GWHO-21A	620	B	GWHY-44AH	1770	A	GWK-13A	1138	B
GWG-72A	1912	Q	GWHO-22A	760	B	GWHY-44A	1280	KA	GWK-15A	1139	C
GWG-73A	2770	KA	GWHO-23A	620	B	GWHY-45A	1176	C	GWK-17A	1140	J
GWG-75A	1712	BF	GWHO-24A	880	B	GWHY-52A	686	I	GWK-18A	1141	B
GWG-76A	1133	KA	GWHO-25A	1440	KA	GWHY-61A	690	I	GWK-19A	995	KA
GWG-77A	1127	KA	GWHO-26A	840	B	GWHY-67A	910	N	GWK-20A	1035	N
GWG-78A	1105	KA	GWHO-27A	810	I	GWHY-70A	1130	K	GWK-21A	1449	N
GWG-79A	4717	Q	GWHO-28A	620	I	GWHY-85A	700	B	GWK-22A	950	C

WEIGHT & PACKING LIST

GMB NO.	NET WEIGHT(g)	BOX	GMB NO.	NET WEIGHT(g)	BOX	GMB NO.	NET WEIGHT(g)	BOX	GMB NO.	NET WEIGHT(g)	BOX
GWK-23A	2881	G	GWM-69A	1029	KA	GWMZ-37A	1780	R	GWN-24A	519	B
GWK-24A	1440	J	GWM-70A	1023	KA	GWMZ-38A	1030	N	GWN-26A	958	N
GWK-25A	970	KA	GWM-71A	650	B	GWMZ-39A	1150	J	GWN-27A	830	N
GWK-26A	1076	KA	GWM-72A	700	B	GWMZ-40A	2220	C	GWN-28A	986	N
GWK-27A	1210	C	GWM-73A	800	C	GWMZ-41A	897	C	GWN-29A	569	B
GWK-31A	920	C	GWM-74A	1173	KA	GWMZ-42A	800	KA	GWN-30A	1400	K
GWK-32A	970	KA	GWM-75A	634	B	GWMZ-43A	800	KA	GWN-31A	749	I
GWK-40A	2220	C	GWM-76A	589	B	GWMZ-44A	1617	K	GWN-32A	1060	J
GWK-52A	1050	I	GWM-77A	924	KA	GWMZ-45A	1904	R	GWN-33F	710	M
GWK-71A	1140	KA	GWM-78A	970	KA	GWMZ-46A	759	I	GWN-34A	930	I
GWM-01A	730	I	GWM-79A	1041	J	GWMZ-47A	2333	Q	GWN-35A	730	I
GWM-02A	670	I	GWM-80A	1041	KA	GWMZ-48A	1482	KA	GWN-36A	780	N
GWM-12A	1020	C	GWM-81A	957	KA	GWMZ-49A	1064	C	GWN-37A	3060	KA
GWM-13A	810	C	GWM-82A	888	I	GWMZ-50A	1229	C	GWN-38A	3710	R
GWM-14A	870	C	GWM-83A	2813	N	GWMZ-51A	939	C	GWN-39A	660	I
GWM-16A	1010	C	GWM-84A	722	C	GWMZ-52A	2253	C	GWN-40A	950	I
GWM-17A	860	KA	GWM-85A	754	N	GWMZ-53A	1140	KA	GWN-41A	1490	G
GWM-19A	990	KA	GWM-86A	999	KA	GWMZ-54A	815	I	GWN-42A	660	I
GWM-20A	5600	R	GWM-90A	627	J	GWMZ-55A	1129	J	GWN-43A	750	I
GWM-22A	1160	N	GWM-91A	583	B	GWMZ-56A	1002	KA	GWN-44A	561	B
GWM-23A	960	C	GWM-92A	775	KA	GWMZ-57A	927	N	GWN-45A	1460	C
GWM-24A	960	C	GWM-93AM	770	I	GWMZ-58A	1002	B	GWN-46AF	3530	A
GWM-26A	1390	J	GWM-93AMH	1535	KA	GWMZ-59A	628	B	GWN-46A	2030	A
GWM-27A	880	KA	GWM-93AMP	1295	C	GWMZ-60A	698	B	GWN-47AF	3680	A
GWM-28A	847	KA	GWM-93AMPH	2060	J	GWMZ-61A	778	I	GWN-48A	700	B
GWM-30A	770	KA	GWM-94A	5702	U	GWMZ-62A	673	I	GWN-49A	650	B
GWM-32A	2230	A	GWM-95A	5438	U	GWMZ-63A	659	B	GWN-50A	760	I
GWM-33A	2190	C	GWM-95A	5438	Q	GWMZ-64A	700	I	GWN-51A	890	B
GWM-34A	1270	C	GWM-96A	5702	U	GWMZ-65A	767	I	GWN-52A	759	I
GWM-35A	1230	C	GWM-97A	1390	KA	GWMZ-66A	697	I	GWN-53A	3702	A
GWM-36A	1230	C	GWM-98AM	6121	U	GWMZ-67AH	1273	KA	GWN-54A	1037	I
GWM-37A	910	C	GWM-100AM	2102	A	GWMZ-67A	768	N	GWN-55A	820	N
GWM-39A	2230	A	GWM-100A	2088	A	GWMZ-68AH	1233	KA	GWN-56A	1970	A
GWM-40A	1190	KA	GWM-101A	1440	KA	GWMZ-68A	728	B	GWN-57A	1980	A
GWM-41A	690	B	GWM-102A	802	B	GWMZ-69A	902	C	GWN-58A	1193	N
GWM-42A	720	I	GWM-103A	985	C	GWMZ-70A	1018	I	GWN-59A	1221	N
GWM-43A	690	B	GWMZ-01A	1500	J	GWMZ-71A	999	KA	GWN-60A	2857	A
GWM-44A	1150	KA	GWMZ-02A	1500	J	GWMZ-72AH	1209	C	GWN-61A	1861	G
GWM-45A	1180	KA	GWMZ-03A	850	I	GWMZ-72A	1748	A	GWN-62A	2005	A
GWM-46A	1030	KA	GWMZ-07A	1430	C	GWMZ-73AH	1168	C	GWN-63A	1742	A
GWM-47A	1120	C	GWMZ-08A	1422	K	GWMZ-74A	1125	C	GWN-64A	1346	K
GWM-48A	1110	KA	GWMZ-10A	1630	J	GWMZ-75A	705	I	GWN-65AF	3890	A
GWM-49A	1060	C	GWMZ-12A	1630	J	GWMZ-76A	2301	C	GWN-66A	1750	A
GWM-50A	1500	J	GWMZ-13A	1090	B	GWMZ-77A	920	C	GWN-67A	801	N
GWM-51A	1400	KA	GWMZ-14A	3590	G	GWN-01A	979	N	GWN-68A	1193	N
GWM-52A	1900	A	GWMZ-15A	1138	B	GWN-02A	742	B	GWN-69A	1476	N
GWM-53A	1090	KA	GWMZ-18A	1110	C	GWN-03A	790	I	GWN-70A	1305	J
GWM-54A	851	N	GWMZ-21A	720	I	GWN-05A	930	I	GWN-71A	840	I
GWM-55A	1205	N	GWMZ-22A	2150	C	GWN-06A	1400	K	GWN-72A	569	B
GWM-56A	1024	KA	GWMZ-23A	761	KA	GWN-10A	3450	A	GWN-73A	1000	KA
GWM-57A	1157	N	GWMZ-24A	770	B	GWN-11A	740	B	GWN-74A	1450	F
GWM-58A	926	B	GWMZ-25A	1020	C	GWN-11F	820	B	GWN-75A	1190	I
GWM-59A	924	B	GWMZ-26A	770	KA	GWN-12A	930	C	GWN-76A	762	C
GWM-60A	1484	J	GWMZ-27A	1210	C	GWN-12AF	1492	C	GWN-77A	1426	F
GWM-61A	1132	C	GWMZ-28A	3170	G	GWN-16A	930	I	GWN-78A	2655	K
GWM-62A	762	C	GWMZ-29A	980	C	GWN-17AF	1924	K	GWN-79A	1133	I
GWM-63A	676	B	GWMZ-30A	1050	I	GWN-18A	1400	K	GWN-80A	778	B
GWM-64A	660	B	GWMZ-31A	920	C	GWN-19A	3400	KA	GWN-81A	673	B
GWM-65A	1755	KA	GWMZ-32A	970	KA	GWN-20A	561	I	GWN-82A	660	B
GWM-66A	801	B	GWMZ-34A	1630	J	GWN-21A	2316	H	GWN-83A	800	C
GWM-67A	1916	C	GWMZ-35A	1140	KA	GWN-22AF	1492	C	GWN-84A	1643	KA
GWM-68A	2548	KA	GWMZ-36A	1440	KA	GWN-23AF	1924	K	GWN-86A	843	B

WEIGHT & PACKING LIST

GMB NO.	NET WEIGHT(g)	BOX	GMB NO.	NET WEIGHT(g)	BOX	GMB NO.	NET WEIGHT(g)	BOX	GMB NO.	NET WEIGHT(g)	BOX
GWN-87A	557	B	GWS-25A	767	I	GWT-05A	1322	K	GWT-75A	2390	Q
GWN-88A	506	B	GWS-26A	697	I	GWT-06A	630	B	GWT-76A	1030	B
GWN-89A	520	B	GWS-27A	628	B	GWT-08A	3681	A	GWT-77A	810	N
GWN-90A	991	B	GWS-28AH	1156	C	GWT-09A	1120	C	GWT-78A	960	N
GWN-91A	552	B	GWS-28A	698	B	GWT-10A	1140	C	GWT-79A	1270	N
GWN-92A	541	B	GWS-30A	800	N	GWT-12A	1450	J	GWT-80A	1220	KA
GWN-93A	823	B	GWS-31A	1050	I	GWT-14A	1260	KA	GWT-81A	1250	J
GWN-94A	998	I	GWS-32AH	1231	KA	GWT-15A	630	B	GWT-82A	1470	C
GWN-95A	1361	C	GWS-32A	778	I	GWT-18A	3660	A	GWT-83AH	1212	C
GWN-96AM	5441	R	GWS-33A	643	B	GWT-19A	1990	H	GWT-83A	970	N
GWO-01A	1050	KA	GWS-34A	649	I	GWT-21A	1750	B	GWT-84A	1982	F14
GWO-05A	970	B	GWS-35AH	1176	KA	GWT-22A	1990	H	GWT-85A	1180	J
GWO-05AP	970	B	GWS-35A	673	I	GWT-23A	1030	KA	GWT-86AH	1132	C
GWO-09A	1140	B	GWS-36A	1015	I	GWT-24A	1230	KA	GWT-86A	910	N
GWO-10A	1150	B	GWS-37AH	1076	C	GWT-25A	1200	KA	GWT-87A	694	N
GWO-11A	1170	B	GWS-37A	659	B	GWT-26AF	1820	C	GWT-88A	2110	H
GWO-12A	1170	B	GWS-38AH	1273	KA	GWT-27AF	2190	C	GWT-89A	2110	H
GWO-13A	940	B	GWS-38A	768	N	GWT-27AFH	2970	H	GWT-90A	1126	J
GWO-14AP	1780	KA	GWS-39AH	1233	KA	GWT-27A	680	B	GWT-91A	1700	J
GWO-15A	1900	A	GWS-39A	728	B	GWT-28A	1060	B	GWT-92A	1106	C
GWO-16A	847	B	GWS-40AH	1161	KA	GWT-30A	1110	C	GWT-93A	771	B
GWO-17A	1032	B	GWS-40A	656	-	GWT-31AF	2160	H	GWT-94A	1543	T57
GWO-18A	951	B	GWS-41AH	1143	C	GWT-31A	940	KA	GWT-95A	1690	J
GWO-19A	650	I	GWS-41A	728	B	GWT-32A	1030	KA	GWT-96A	1468	J
GWP-07A	1080	J	GWS-42AH	1209	C	GWT-35AF	2160	H	GWT-97A	1144	J
GWP-08AP	1100	C	GWS-42A	793	B	GWT-35A	950	KA	GWT-98A	890	I
GWP-09A	831	N	GWS-43AH	1168	C	GWT-36A	750	B	GWT-99A	1619	C
GWP-10A	844	N	GWS-43A	752	B	GWT-37A	940	KA	GWT-100A	605	B
GWP-11A	777	B	GWS-44A	695	I	GWT-38A	620	N	GWT-101A	502	B
GWP-12A	804	N	GWS-45A	600	I	GWT-41A	1030	KA	GWT-102A	644	B
GWP-13A	923	N	GWS-47A	1100	I	GWT-42A	1080	N	GWT-103A	1124	KA
GWP-14A	495	B	GWS-48A	767	N	GWT-43A	640	N	GWT-104A	2800	Q
GWR-03A	2040	H	GWSA-02A	867	B	GWT-44A	550	B	GWT-105A	1073	B
GWR-06A	850	N	GWSA-03A	1289	C	GWT-45A	930	KA	GWT-106A	1104	KA
GWR-10A	1220	J	GWSA-04A	1000	I	GWT-46A	840	KA	GWT-107A	812	N
GWR-11A	1240	J	GWSU-01A	1411	C	GWT-47A	2020	H	GWT-108A	4797	R
GWR-12A	881	N	GWSU-03A	1130	N	GWT-48A	4520	R	GWT-109A	4306	R
GWR-13A	702	I	GWSU-04A	1051	N	GWT-49A	850	N	GWT-110A	4430	R
GWR-14A	800	N	GWSU-06A	1490	N	GWT-50A	1060	C	GWT-111A	1180	N
GWR-15A	980	KA	GWSU-07RK	246	-	GWT-51A	770	N	GWT-112A	4864	J
GWR-16A	980	KA	GWSU-07RS	275	-	GWT-52A	1160	N	GWT-113A	1511	T57
GWR-17A	970	KA	GWSU-08RK	275	-	GWT-53A	780	N	GWT-114A	882	I
GWS-02A	600	I	GWSU-09RNS	246	-	GWT-54A	820	I	GWT-115A	1444	N
GWS-03A	790	I	GWSU-11A	1580	N	GWT-55A	1080	B	GWT-116AH	2211	H
GWS-07A	860	I	GWSU-12A	1410	C	GWT-57A	1543	T57	GWT-116A	1544	C
GWS-08A	660	N	GWSU-13A	960	N	GWT-58A	950	N	GWT-117AH	1147	I
GWS-09A	1080	N	GWSU-14A	950	N	GWT-59A	1160	C	GWT-117A	800	B
GWS-10A	1020	N	GWSU-15A	1438	C	GWT-60A	1190	C	GWT-118AH	2289	U
GWS-11A	750	I	GWSU-16A	1425	C	GWT-61A	1310	C	GWT-118A	1539	K
GWS-12A	730	N	GWSU-17A	803	N	GWT-62A	1070	N	GWT-119A	800	I
GWS-13A	700	I	GWSU-18A	756	N	GWT-63A	1040	N	GWT-120AH	2385	U
GWS-14A	780	I	GWSU-19RK	274	-	GWT-64A	1000	KA	GWT-120A	1680	K
GWS-15A	860	N	GWSU-20A	774	N	GWT-65A	1910	B	GWT-121A	790	N
GWS-16A	790	N	GWSU-21A	1399	C	GWT-66A	1210	C	GWT-122A	821	N
GWS-17A	770	I	GWSU-22A	736	N	GWT-67A	810	N	GWT-123A	1764	T57
GWS-18A	670	I	GWSU-23A	1339	C	GWT-68A	630	B	GWT-124A	797	I
GWS-19A	700	I	GWSU-24A	1410	C	GWT-69A	1060	C	GWT-126A	1759	C
GWS-20A	1052	I	GWSU-25A	1416	C	GWT-70A	1240	C	GWT-127A	849	B
GWS-21A	655	I	GWT-01A	863	KA	GWT-71A	1320	KA	GWT-128A	969	B
GWS-22A	725	I	GWT-02A	1100	C	GWT-72A	2330	Q	GWT-129A	851	N
GWS-23A	827	N	GWT-03A	1148	C	GWT-73A	2360	Q	GWT-130A	4569	Q
GWS-24A	803	I	GWT-04A	550	B	GWT-74A	2400	Q	GWT-131A	1443	J

WEIGHT & PACKING LIST

GMB NO.	NET WEIGHT(g)	BOX	GMB NO.	NET WEIGHT(g)	BOX	GMB NO.	NET WEIGHT(g)	BOX	GMB NO.	NET WEIGHT(g)	BOX
GWT-132A	1200	C									
GWT-133A	860	I									
GWT-134AH	1071	KA									
GWT-135A	523	B									
GWT-136A	623	B									
GWT-137A	1821	T-57									
GWT-138A	1189	J									
GWT-139A	617	B									
GWT-140A	1050	J									
GWT-141A	1234	C									
GWT-142A	961	I									
GWT-144A	1137	N									
GWT-145A	1797	J									
GWT-146A	762	B									
GWT-147A	6202	Q									
GWT-148A	4386	Q									
GWT-149A	942	KA									
GWT-150A	2298	J									
GWT-151A	1777	F-14									
GWT-154A	939	KA									
GWT-155A	577	B									
GWT-156AM	1130	H									
GWT-157A	690	B									
GWT-158A	820	I									
GWVO-01A	854	I									
GWVO-03A	1290	K									
GWVO-04A	1427	K									
GWVO-05A	1970	A									
GWVO-06A	1230	I									
GWVO-07A	850	I									
GWVO-08A	850	I									
GWVW-01A	1000	N									
GWVW-02A	830	N									
GWVW-04A	1170	KA									
GWVW-05A	1260	I									
GWVW-06A	1230	I									
GWVW-07AH	1750	H									
GWVW-07A	830	N									
GWVW-08A	1054	C									
GWVW-09A	1000	N									
GWVW-11AH	1824	H									
GWVW-11A	950	N									
GWVW-12A	700	B									
GWVW-13A	803	B									
GWVW-14A	741	-									
GWVW-15A	779	B									
GWVW-16A	1170	J									
GWVW-17A	675	B									
GWVW-18A	697	I									
GWVW-19A	1107	I									
GWVW-20A	690	B									
GWVW-21A	940	I									
GWVW-22A	750	B									
GWVW-23A	1790	H									
GWZ-04A	2409	C									

GMB Individual Box Sizes

Individual Box NO.	Length (mm)	Width (mm)	Height (mm)
A	202	170	154
B	120	110	109
C	176	140	124
F-14	356	175	145
FC-L	180	180	100
G	310	155	150
H	202	190	178
I	143	114	112
J	255	148	147
K	163	163	133
KA	213	141	127
M	150	150	70
N	170	113	120
O	285	170	130
Q	260	197	157
R	271	175	160
T-57	323	205	87
U	282	185	204
W	162	152	91

MEASUREMENT OF EXPORT PACKING

BOX NO.	SIZE(cm)	m ³
A x 10pcs	91 x 43 x 18	0.070
B x 10pcs	58 x 26 x 13	0.020
C (C x 8pcs / N x 10pcs)	59 x 15 x 15	0.013
C x 10pcs	73 x 38 x 15	0.042
C x 20pcs	73 x 38 x 28	0.078
FC-L x 20pcs	93 x 38 x 23	0.081
F-J x 10pcs	69 x 31 x 31	0.066
FJ-6 (A x 6pcs / J x 6pcs)	53 x 46 x 17	0.041
G x 10pcs	83 x 33 x 33	0.090
H x 6pcs	58 x 44 x 20	0.051
H (H x 10pcs / F-14 x 5pcs)	99 x 43 x 21	0.089
I x 10pcs	61 x 31 x 14	0.026
I x (I x 20pcs / B x 20pcs)	61 x 31 x 25	0.047
K x 10pcs	86 x 35 x 16	0.048
K x 20pcs	86 x 35 x 30	0.090
KA x 10pcs	74 x 47 x 15	0.052
KA x 20pcs	74 x 47 x 27	0.094
M x 10pcs	43 x 33 x 18	0.026
M x 20pcs	78 x 33 x 18	0.046
N (N x 20pcs / B x 20pcs)	60 x 36 x 27	0.058
PG (G x 5pcs)	83 x 33 x 17	0.047
Q (Q x 6pcs / U x 4pcs)	68 x 29 x 36	0.070
Q x 4pcs	55 x 42 x 17	0.039
R x 4pcs	57 x 37 x 18	0.038
T-57 x 10pcs	88 x 43 x 20	0.076
W x 10pcs	80 x 35 x 12	0.034