


2015



DIESEL CATALOG

FLO ~ PRO

PERFORMANCE EXHAUST

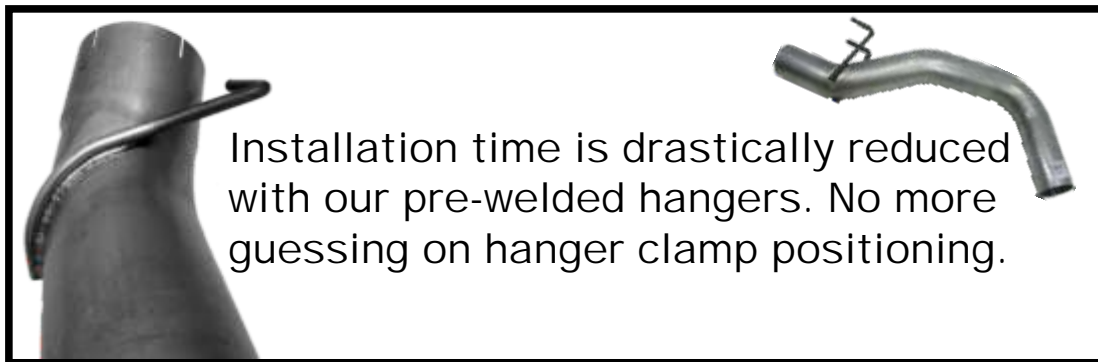
Aluminized or Stainless?



Stainless Steel Welds

Your options just got better with **FLO~PRO** Mandrel bent Diesel Performance Exhaust Systems. Now available in Aluminized and 409 Stainless Steel!

- * Both offer excellent rust prohibiting qualities.
- * Both maintain an excellent appearance.
- * Both improve performance and overall flow.
- * Both provide superior **FLO~PRO** quality and fit.
- * Available with or without muffler.
- * Available in 4" & 5" Single and 4" Dual.



Installation time is drastically reduced with our pre-welded hangers. No more guessing on hanger clamp positioning.

IMPORTANT

Any product that requires the removal of ANY emissions control device is strictly prohibited and is intended for closed course racing only for non-registered vehicles.

Table of Contents

Chev & GMC Duramax

1994-2000	6
2001-2007.....	7
2007.5-2010	9
2011-2015.....	12
2015.5+	14

Ford Powerstroke

1994-1997.5.....	15
1999-2003.....	16
2003-2007.....	17
2007.5-2010.....	19
2011-2015.....	23

Dodge Cummins

1989-2002	25
2003-2004.....	26
2004.5-2007.....	27
2007.5-2009.....	29
2010-2012.....	32
2013-2014.....	35
ECO Diesel Ram.....	36

EGR Race Kits & Hard Parts

Chev & GMC (LLY, LMM, LML).....	37
Ford Powerstroke (2003-2014).....	37
Dodge Cummins (2007-2012).....	39

System Accessories

Tail Pipes & Clamps.....	40
Universal Mandrel Bends.....	41
Flex Couplings.....	42
Muffler Accessories.....	43
Aluminized Mufflers.....	44
Stainless Mufflers.....	45

Diesel Exhaust Tips

Diesel Stacks.....	50
--------------------	----

Kit Index

51

1994-2000 6.5L GMC/CHEV

TURBO BACK SINGLE SYSTEM



4" Turbo Back Single Systems

ALUMINIZED STAINLESS

1994-2000, 6.5L, 2500/3500, Race Exhaust, 3" Down Pipe

EC-CC/SB-LB-Dually. Crossover pipe 19410 sold separately.....

No Muffler Kit.....

822

SS822

822NM

SS822NM

2 1/2" CROSSOVER PIPE



19410

Get all the power out of your 6.5L diesel & bolt-on the 4" turbo-back (822 kit) with cross over pipe (19410).

WARNING

6

Any product that requires the removal of ANY emissions control device is strictly prohibited and is intended for closed course racing only for non-registered vehicles. Our systems were designed to fit factory vehicles without ANY after market 5th wheel or in-bed gooseneck hitches, chassis mods etc.

2001-2007 Duramax

DOWNPIPE BACK SINGLE SYSTEM



4" Downpipe Back Single Systems

ALUMINIZED STAINLESS

2001-2007, 6.6L, 2500/3500, LB7-LLY-LBZ, Race Exhaust

Off Road, EC-CC/SB-LB-Dually.....	801	SS801
No Muffler Kit.....	801NM	SS801NM

5" Downpipe Back Single Systems

ALUMINIZED STAINLESS

2001-2007, 6.6L, 2500/3500, LB7-LLY-LBZ, Race Exhaust, 4" Cat Pipe

Off-Road, EC-CC/SB-LB-Dually	601	SS601
No Muffler Kit,	601NM	SS601NM

DOWNPIPE BACK DUAL SYSTEM



4" Downpipe Back Dual Systems

ALUMINIZED STAINLESS

2001-2007, 6.6L, 2500HD, Excludes Dually, Race Exhaust

Off Road, EC-CC/SB-LB, See Note	701	SS701
---------------------------------------	------------	--------------

2001-2007 , 6.6L, 3500, LB7-LLY-LBZ, Dually*, Race Exhaust	726	SS726
---	------------	--------------

***Note:** Dual tail pipes may not fit or require modifications with Suspension mods and/or Air Bags.

3" TURBO DIRECT PIPE



3" LB7 TURBO PIPE



WARNING

Any product that requires the removal of ANY emissions control device is strictly prohibited and is intended for closed course racing only for non-registered vehicles. Our systems were designed to fit factory vehicles without ANY after market 5th wheel or in-bed gooseneck hitches, chassis mods etc.

2001-2007 Duramax

CAT BACK SINGLE SYSTEM



4" Cat Back Single Systems

ALUMINIZED STAINLESS

2001-2005, 6.6L, 2500/3500, LB7-LLY, Factory 4 Bolt Flange
EC-CC/SB-LB-Dually,

823

SS823

2001-2007, 6.6L, 2500/3500, LB7-LLY-LBZ, No Flange
EC-CC/SB-LB-Dually,

820

SS820

CAT BACK DUAL SYSTEM



4" Cat Back Dual Systems

ALUMINIZED STAINLESS

2001-2005, 6.6L, 2500/3500, LB7-LLY, 4 Bolt Flange
EC-CC/SB-LB-Dually,

723

SS723

2001-2007, 6.6L, 2500HD, LB7-LLY-LBZ, **Excludes Dually**
EC-CC/SB-LB, See Note

720

SS720

2001-2007, 6.6L, 3500, LB7-LLY-LBZ, **Dually**, See Note

727

SS727

***Note:** Dual tail pipes may not fit or require modifications with Suspension mods and/or Air Bags.

WARNING

8

Any product that requires the removal of ANY emissions control device is strictly prohibited and is intended for closed course racing only for non-registered vehicles. Our systems were designed to fit factory vehicles without ANY after market 5th wheel or in-bed gooseneck hitches, chassis mods etc.

2007.5-2010 Duramax



Cat & DPF Race Pipes

ALUMINIZED STAINLESS

2007-2010, 6.6L, 2500/3500, LMM, 4" Cat Race Pipe With 4 Bolt Flange, No Bungs.....	10810	40810
2007-2010, 6.6L, 2500/3500, LMM, DPF Race Pipe Regular Cab Long Box With Bungs	18153	48153
No Bungs.....	18253	48253
Extended Cab Short Box With Bungs	18123	48123
No Bungs.....	18223	48223
Extended Cab Long Box With Bungs	18143	48143
No Bungs.....	18243	48243
Crew Cab Short Box With Bungs	18113	48113
No Bungs.....	18213	48213
Crew Cab Long Box With Bungs	18133	48133
No Bungs.....	18233	48233



4" Cat Back Single Systems

ALUMINIZED STAINLESS

2007.5-2010, 6.6L, 2500/3500, LMM, Cab & Chassis, Race Exhaust Regular Cab,	851	-
---	------------	----------

WARNING

Any product that requires the removal of ANY emissions control device is strictly prohibited and is intended for closed course racing only for non-registered vehicles. Our systems were designed to fit factory vehicles without ANY after market 5th wheel or in-bed gooseneck hitches, chassis mods etc.

2007.5-2010 Duramax

DPF BACK SINGLE SYSTEM



5" DPF Back Single System

ALUMINIZED STAINLESS

2007.5-2010, 6.6L, 2500/3500, LMM, With Tip
EC-CC/SB-LB-Dually

628 -

DPF BACK DUAL SYSTEM



4" DPF Back Dual System

ALUMINIZED STAINLESS

2007.5-2010, 6.6L, 2500/3500, LMM
EC-CC/SB-LB ****Requires redirecting brake lines.**

728 -

***Note:** Dual tail pipes may not fit or require modifications with Suspension mods and/or Air Bags.

3" TURBO DIRECT PIPE



2004.5-2010

10100

WARNING

10 Any product that requires the removal of ANY emissions control device is strictly prohibited and is intended for closed course racing only for non-registered vehicles. Our systems were designed to fit factory vehicles without ANY after market 5th wheel or in-bed gooseneck hitches, chassis mods etc.

2007.5-2010 Duramax

DOWNPIPE BACK SINGLE SYSTEM



4" Downpipe Back Single Systems

ALUMINIZED STAINLESS

2007.5-2010, 6.6L, 2500/3500, LMM, Race Exhaust

EC-CC/SB-LB-Dually.....	834	SS834
No Muffler Kit.....	834NM	SS834NM

5" Downpipe Back Single Systems

ALUMINIZED STAINLESS

2007.5-2010 6.6L, 2500/3500, LMM, Race Exhaust, 4" Cat Pipe

EC-CC/SB-LB-Dually.....	634	SS634
No Muffler Kit.....	634NM	SS634NM

DOWNPIPE BACK DUAL SYSTEM



4" Downpipe Back Dual Systems

ALUMINIZED STAINLESS

2007.5-2010, 6.6L, 2500/3500, LMM, Race Exhaust

EC-CC/SB-LB.....	734	-
------------------	------------	---


***Note:** Dual tail pipes may not fit or require modifications with Suspension mods and/or Air Bags.

WARNING

Any product that requires the removal of ANY emissions control device is strictly prohibited and is intended for closed course racing only for non-registered vehicles. Our systems were designed to fit factory vehicles without ANY after market 5th wheel or in-bed gooseneck hitches, chassis mods etc.

2011-2015 Duramax

4" CAT & DPF RACE KIT (862)



Cat & DPF Race Pipes

ALUMINIZED STAINLESS

2011-2015*, 6.6L, 2500/3500, LML 4" Cat & DPF Race Kit with Adapter
EC-CC/SB-LB **862** **SS862**

2011-2015*, 6.6L, 2500/3500, LML 4" Cat Race Pipe
EC-CC/SB-LB **11111** **41111**

2011-2015*, 6.6L, 2500/3500, LML 4" DPF Race Pipe with Adapter
EC-CC/SB-LB **11112** **41112**

***Note:** These kits will only fit models equipped with v-band clamp and will not work for trucks equipped with the 3-bolt flange off the turbo direct pipe! You can alternatively order the turbo direct pipe #10102 to use with this exhaust. Please see our 2015.5+ exhaust on page 14.

CAT BACK SINGLE SYSTEM



4" Cat Back Single Systems

ALUMINIZED STAINLESS

2011-2015, 6.6L, 2500/3500, LML, Race Exhaust
EC-CC/SB-LB-Dually..... **860** **SS860**
No Muffler Kit..... **861** **SS861**

5" Cat Back Single Systems

ALUMINIZED STAINLESS

2011-2015, 6.6L, 2500/3500, LML, Race Exhaust
EC-CC/SB-LB-Dually..... **660** **SS660**
No Muffler Kit..... **661** **SS661**

4" Cat Back Dual Systems

ALUMINIZED STAINLESS

2011-2015, 6.6L, 2500/3500, LML, Race Exhaust
EC-CC/SB-LB No-Muffler **761** **SS761**

***Note:** Dual tail pipes may not fit or require modifications with Suspension mods and/or Air Bags.

WARNING

12 Any product that requires the removal of ANY emissions control device is strictly prohibited and is intended for closed course racing only for non-registered vehicles. Our systems were designed to fit factory vehicles without ANY after market 5th wheel or in-bed gooseneck hitches, chassis mods etc.

2011-2015 Duramax

DOWNPIPE BACK SINGLE SYSTEM



4" Downpipe Back Single Systems

ALUMINIZED STAINLESS

2011-2015*, 6.6L, 2500/3500, LML, Race Exhaust

EC-CC/SB-LB-Dually.....	864	SS864
No Muffler Kit.....	864NM	SS864NM

5" Downpipe Back Single Systems

ALUMINIZED STAINLESS

2011-2015*, 6.6L, 2500/3500, LML, Race Exhaust

EC-CC/SB-LB-Dually, With 4" Cat Pipe.....	664	SS664
No Muffler Kit, With 4" Cat Pipe.....	664NM	SS664NM

***Note:** These kits will only fit models equipped with v-band clamp and will not work for trucks equipped with the 3-bolt flange off the turbo direct pipe! You can alternatively order the turbo direct pipe #10102 to use with this exhaust. Please see our 2015.5+ exhaust on page 14.



5" Downpipe Back Dual Systems

ALUMINIZED STAINLESS

2011-2015*, 6.6L, 2500/3500, LML, Race Exhaust

EC-CC/SB-LB No-Muffler, With 4" Cat Pipe	764	-
--	------------	----------

***Note:** You will have to remove your spare tire for successful installation of this exhaust kit. Dual tail pipes may not fit or require modifications with Suspension mods and/or Air Bags.

3" TURBO DIRECT PIPE	OEM CLAMP
<p>NEW</p> <p>2011-2015*</p>  <p>10102</p>	 <p>*Note: OEM clamp #11611439 is required for 2015+ trucks using aftermarket exhaust. Contact your local dealership for this part.</p>

***Note:** The turbo direct pipe on some of the 2015 models has a 3-bolt flange instead of a V-band clamp. This pipe will work on 2011-2014 LML Duramax trucks and 2015 LML Duramax without 3-bolt flange or with aftermarket exhaust.

WARNING

Any product that requires the removal of ANY emissions control device is strictly prohibited and is intended for closed course racing only for non-registered vehicles. Our systems were designed to fit factory vehicles without ANY after market 5th wheel or in-bed gooseneck hitches, chassis mods etc.

2015.5+ Duramax

DOWNPIPE BACK SINGLE SYSTEM



4" Downpipe Back Single Systems

ALUMINIZED STAINLESS

2015.5+*, 6.6L, 2500/3500, LML, **Race Exhaust** (w/ OEM Flange)

EC-CC/SB-LB-Dually.....	871	-
No Muffler Kit.....	871NM	-

5" Downpipe Back Single Systems


ALUMINIZED STAINLESS

2015.5+*, 6.6L, 2500/3500, LML, **Race Exhaust** (w/ OEM Flange)

EC-CC/SB-LB-Dually, With 4" Cat Pipe.....	671	-
No Muffler Kit, With 4" Cat Pipe.....	671NM	-

***Note:** These kits will only fit models equipped with the 3-bolt flange off the turbo direct pipe! If you do not have a 3-bolt flange, please see our 2011-2015 kits on pages 12-13.

DOWNPIPE BACK DUAL SYSTEM



5" Downpipe Back Dual Systems

ALUMINIZED STAINLESS

2015.5+*, 6.6L, 2500/3500, LML, **Race Exhaust** (w/ OEM Flange)

EC-CC/SB-LB No-Muffler, With 4" Cat Pipe	771	-
--	------------	---

***Note:** You will have to remove your spare tire for successful installation of this exhaust kit.
Dual tail pipes may not fit or require modifications with Suspension mods and/or Air Bags.

WARNING

14 Any product that requires the removal of ANY emissions control device is strictly prohibited and is intended for closed course racing only for non-registered vehicles. Our systems were designed to fit factory vehicles without ANY after market 5th wheel or in-bed gooseneck hitches, chassis mods etc.

1994-1997.5 Powerstroke

TURBO BACK SINGLE SYSTEM





4" Turbo Back Single Systems

ALUMINIZED STAINLESS

1994-1997.5, 7.3L, F250/350, Race Exhaust, 3" 2pc Downpipe

EC/SB-LB-Dually.....	821	SS821
No Muffler Kit.....	821NM	SS821NM

3" TURBO DOWNPIPE	4" CAT RACE PIPE
 <p>858 - Aluminized SS858 - Stainless</p>	 <p>Aluminized 39403 Stainless 69403</p>

WARNING

Any product that requires the removal of ANY emissions control device is strictly prohibited and is intended for closed course racing only for non-registered vehicles. Our systems were designed to fit factory vehicles without ANY after market 5th wheel or in-bed gooseneck hitches, chassis mods etc.

1999-2003 Powerstroke

TURBO BACK SINGLE SYSTEM



4" Turbo Back Single Systems

ALUMINIZED STAINLESS

1999-2003, 7.3L, F250/350, Auto/Manual, Race Exhaust

EC-CC/SB-LB-Dually	831	SS831
No Muffler Kit.....	831NM	SS831NM

1999-2003, 7.3L, F350/450/550, Cab & Chassis, Race Exhaust

With Muffler	866*	-
--------------------	-------------	---

***Note:** For use with trucks equipped with a Rear Center Mounted Fuel Tank ONLY!

5" Turbo Back Single Systems

ALUMINIZED STAINLESS

1999-2003, 7.3L 4" Turbo Down Pipe, F250/350, Race Exhaust

Automatic/Manual EC-CC/SB-LB-Dually	631	SS631
No Muffler Kit.....	631NM	SS631NM

TURBO BACK DUAL SYSTEM



4" Turbo Back Dual Systems

ALUMINIZED STAINLESS

1999-2003, 7.3L, F250/350, Automatic/Manual, Race Exhaust

EC-CC/SB-LB, Excludes Dually, See Note	731	SS731
--	------------	--------------

***Note:** Dual tail pipes may not fit or require modifications with Suspension mods and/or Air Bags.

WARNING

16 Any product that requires the removal of ANY emissions control device is strictly prohibited and is intended for closed course racing only for non-registered vehicles. Our systems were designed to fit factory vehicles without ANY after market 5th wheel or in-bed gooseneck hitches, chassis mods etc.

2003-2007 Powerstroke

TURBO BACK SINGLE SYSTEM



4" Turbo Back Single Systems

ALUMINIZED STAINLESS

2003-2005 , 6.0L, Excursion, Auto Only, Race Exhaust	817	SS817
2003-2007 , 6.0L, F250/F350/Harley, Race Exhaust , 3 1/2" Downpipe Automatic/Manual, EC-CC/SB-LB-Dually	524	-
2003-2007 , 6.0L, F250/F350/Harley, Manual Only, Race Exhaust EC-CC/SB-LB-Dually	424	SS424
2003-2007 , 6.0L, F250/F350/Harley, Auto Only, Race Exhaust EC-CC/SB-LB-Dually	824	SS824
No Muffler Kit.....	824NM	SS824NM

5" Turbo Back Single Systems

ALUMINIZED STAINLESS

2003-2007 , 6.0L F250/F350/Harley, 4" Turbo Down Pipe, Race Exhaust Automatic Only EC-CC/SB-LB-Dually	614	SS614
No Muffler Kit.....	614NM	SS614NM

TURBO BACK DUAL SYSTEM



4" Turbo Back Dual Systems

ALUMINIZED STAINLESS

2003-2004 , 6.0L, F250/F350, Auto Only, Race Exhaust EC-CC/SB-LB, Excludes Dually , See Note	714	SS714
2005-2007 , 6.0L, F250/F350, Auto Only, Race Exhaust EC-CC/SB-LB, Excludes Dually , See Note	716	SS716

***Note:** Dual tail pipes may not fit or require modifications with Suspension mods and/or Air Bags.

WARNING

Any product that requires the removal of ANY emissions control device is strictly prohibited and is intended for closed course racing only for non-registered vehicles. Our systems were designed to fit factory vehicles without ANY after market 5th wheel or in-bed gooseneck hitches, chassis mods etc.

2003-2007 Powerstroke

CAT BACK SINGLE SYSTEM



4" Cat Back Single Systems

ALUMINIZED STAINLESS

2003-2007, 6.0L F250/F350/Harley, Automatic/Manual, EC-CC/SB-LB-Dually **825** **SS825**

CAT BACK DUAL SYSTEM



4" Cat Back Dual Systems

ALUMINIZED STAINLESS

2003-2004, 6.0L F250/F350/Harley, **Excludes Dually** Automatic/Manual, EC-CC/SB-LB, See Note **706** **SS706**

2005-2007, 6.0L F250/F350, **Excludes Dually** Automatic/Manual, EC-CC/SB-LB, See Note **715** **SS715**

***Note:** Dual tail pipes may not fit or require modifications with Suspension mods and/or Air Bags.

3 1/2" CAT RACE PIPE



WARNING

18 Any product that requires the removal of ANY emissions control device is strictly prohibited and is intended for closed course racing only for non-registered vehicles. Our systems were designed to fit factory vehicles without ANY after market 5th wheel or in-bed gooseneck hitches, chassis mods etc.

2007.5-2010 Powerstroke

DPF RACE PIPES



DPF Race Pipes

ALUMINIZED STAINLESS

2008-2010 6.4L, F250/F350/F450/F550, Pickup & C&C

3-1/2" Race Pipe (factory).....	38113	68113
4" Race Pipe With Bungs.....	38123	-
5" Race Pipe With Bungs.....	38133	-

CAT & DPF RACE KIT



Cat & DPF Race Pipes

ALUMINIZED STAINLESS

2008-2010 6.4L, F250/F350/F450/F550, Pickup & C&C

4" Race Exhaust With Bungs.....	837	SS837
No Bungs.....	837NB	SS837NB
5" Race Exhaust With Bungs.....	637	SS637
No Bungs.....	-	SS637NB

4" DOWNPIPE	6.4L UP-PIPES WITH GASKETS		
<p>846 Aluminized SS846 Stainless</p> <p>AUTO ONLY 6.4L F250/F350</p>	<p>Passenger Side (EGR Present)</p> <p>30801</p>	<p>Passenger Side (EGR Removed)</p> <p>30801R</p>	<p>Driver Side 30802</p>

WARNING

Any product that requires the removal of ANY emissions control device is strictly prohibited and is intended for closed course racing only for non-registered vehicles. Our systems were designed to fit factory vehicles without ANY after market 5th wheel or in-bed gooseneck hitches, chassis mods etc.

2007.5-2010 Powerstroke

DPF BACK SINGLE SYSTEM



4" DPF Back Single System

ALUMINIZED STAINLESS

2008-2010, 6.4L, F250/F350, With Tip,
Auto/Manual, EC-CC/SB-LB-Dually

830 -

5" DPF Back Single System

ALUMINIZED STAINLESS

2008-2010, 6.4L, F250/F350, Auto/Manual, With Tip
EC-CC/SB-LB-Dually

630 -

DPF BACK DUAL SYSTEM



4" DPF Back Dual System

ALUMINIZED STAINLESS

2008-2010, 6.4L F250/F350, With Tips
Auto/Manual, EC-CC/SB-LB

730 SS730

****Off Road System, Requires Redirecting Brake Lines****

6.4L UP-PIPES KITS

Use if EGR
present!



30800

Use if EGR
removed!



30800R



FACTORY
PRESSURE
SENSOR
RD10

WARNING

20 Any product that requires the removal of ANY emissions control device is strictly prohibited and is intended for closed course racing only for non-registered vehicles. Our systems were designed to fit factory vehicles without ANY after market 5th wheel or in-bed gooseneck hitches, chassis mods etc.

2007.5-2010 Powerstroke

DOWNPIPE BACK SINGLE SYSTEM



4" Downpipe Back Single Systems

ALUMINIZED STAINLESS

2008-2010, 6.4L, F250/F350, Auto/Manual, Race Exhaust

EC-CC/SB-LB-Dually With Bungs.....	832	SS832
EC-CC/SB-LB-Dually No Bungs.....	832NB	SS832NB
With Bungs No Muffler.....	833	SS833
No Bungs No Muffler.....	833NB	SS833NB

2008-2010, 6.4L, F450/F550, Cab & Chassis

Race Exhaust, No Bungs, With Muffler.....	867	-
---	------------	----------

***Note:** For use with trucks equipped with a Rear Center Mounted Fuel Tank ONLY!

5" Downpipe Back Single Systems

ALUMINIZED STAINLESS

2008-2010, 6.4L, F250/F350, Auto/Manual, Race Exhaust

EC-CC/SB-LB-Dually With Bungs.....	632	SS632
EC-CC/SB-LB-Dually No Bungs.....	632NB	SS632NB
With Bungs No Muffler.....	633	SS633
No Bungs No Muffler.....	633NB	SS633NB

DOWNPIPE BACK DUAL SYSTEM



4" Downpipe Back Dual Systems

ALUMINIZED STAINLESS

2008-2010, 6.4L, F250/F350, Race Exhaust

With Bungs.....	733	SS733
No Bungs.....	733NB	SS733NB

***Note:** Dual tail pipes may not fit or require modifications with Suspension mods and/or Air Bags.

WARNING

Any product that requires the removal of ANY emissions control device is strictly prohibited and is intended for closed course racing only for non-registered vehicles. Our systems were designed to fit factory vehicles without ANY after market 5th wheel or in-bed gooseneck hitches, chassis mods etc.

2007.5-2010 Powerstroke

TURBO BACK SINGLE SYSTEM



4" Turbo Back Single Systems

ALUMINIZED STAINLESS

2008-2010, 6.4L, F250/F350, Auto Only, Race Exhaust

EC-CC/SB-LB-Dually, With Bungs	843	SS843
EC-CC/SB-LB-Dually, No Bungs	843NB	SS843NB
No Muffler, With Bungs	838	SS838
No Muffler, No Bungs	838NB	SS838NB

5" Turbo Back Single Systems

ALUMINIZED STAINLESS

2008-2010, 6.4L, F250/F350, Auto Only, Race Exhaust

EC-CC/SB-LB-Dually, With Bungs	643	SS643
EC-CC/SB-LB-Dually, No Bungs	643NB	SS643NB
No Muffler, With Bungs	638	SS638
No Muffler, No Bungs	638NB	SS638NB

TURBO BACK DUAL SYSTEM



4" Turbo Back Dual Systems

ALUMINIZED STAINLESS

2008-2010, 6.4L, F250/F350, Auto Only, Race Exhaust

EC-CC/SB-LB, No Muffler.....	738	SS738
No Muffler, No Bungs	738NB	SS738NB

***Note:** Dual tail pipes may not fit or require modifications with Suspension mods and/or Air Bags.



WARNING

22 Any product that requires the removal of ANY emissions control device is strictly prohibited and is intended for closed course racing only for non-registered vehicles. Our systems were designed to fit factory vehicles without ANY after market 5th wheel or in-bed gooseneck hitches, chassis mods etc.

2011-2015 Powerstroke

DPF & CAT RACE KIT



Cat & DPF Race Pipes

ALUMINIZED STAINLESS

2011-2015 6.7L, F250/F350, Cat & DPF Race Pipes

4" Race Exhaust No Bungs..... **857NB** **SS857NB**

DPF BACK SINGLE SYSTEM



5" DPF Back Single System

ALUMINIZED STAINLESS

2011-2015, 6.7L, F250/F350, With Tip,

Automatic Only, EC-CC/SB-LB-Dually **640** -

WARNING

Any product that requires the removal of ANY emissions control device is strictly prohibited and is intended for closed course racing only for non-registered vehicles. Our systems were designed to fit factory vehicles without ANY after market 5th wheel or in-bed gooseneck hitches, chassis mods etc.

2011-2015 Powerstroke

DOWNPIPE BACK SINGLE SYSTEM



4" Downpipe Back Single Systems ALUMINIZED STAINLESS

2011-2015, 6.7L, F250/F350, Automatic ONLY, Race Exhaust

Will Not Fit EC/SB, No Bungs..... **852NB** **SS852NB**
 EC-CC/SB-LB-Dually, No Bungs, No Muffler..... **853NB** **SS853NB**

5" Downpipe Back Single Systems ALUMINIZED STAINLESS

2011-2015, 6.7L F250/F350, Automatic ONLY, Race Exhaust

Will Not Fit RC..... **652NB** **SS652NB**
 EC-CC/SB-LB-Dually, No Muffler..... **653NB** **SS653NB**

DOWNPIPE BACK DUAL SYSTEM



4" Downpipe Back Dual Systems ALUMINIZED STAINLESS

2011-2015, 6.7L F250/F350, Automatic ONLY, Race Exhaust

Will Not Fit SC or EC/SB, No Muffler..... **753NB** **SS753NB**

5" Downpipe Back Dual Systems ALUMINIZED STAINLESS

2011-2015, 6.7L F250/F350, 4" Cat Pipe, Race Exhaust

Will Not Fit SC or EC/SB, No Muffler..... **767** ---


***Note:** You will have to remove your spare tire for successful installation of the 5" dual kit.
 Dual tail pipes may not fit or require modifications with Suspension mods and/or Air Bags.

WARNING

24 Any product that requires the removal of ANY emissions control device is strictly prohibited and is intended for closed course racing only for non-registered vehicles. Our systems were designed to fit factory vehicles without ANY after market 5th wheel or in-bed gooseneck hitches, chassis mods etc.

1989-2002 Dodge

TURBO BACK SINGLE SYSTEM



4" Turbo Back Single System

ALUMINIZED STAINLESS

1989-1993, 5.9L, W250/W350, Race Exhaust, 4WD ONLY!

RC-EC/LB	847	SS847
No Muffler Kit.....	847NM	SS847NM

1994-2002, 5.9L, 2500/3500, Race Exhaust

RC-EC/SB-LB-Dually	802	SS802
No Muffler Kit.....	802NM	SS802NM

5" Turbo Back Single System

ALUMINIZED STAINLESS

1994-2002, 5.9L, 2500/3500, Race Exhaust, 4" Downpipe

RC-EC/SB-LB-Dually	602	SS602
No Muffler Kit.....	602NM	SS602NM

TURBO BACK DUAL SYSTEM



4" Turbo Back Dual System

ALUMINIZED STAINLESS

1994-2002, 5.9L, 2500/3500, Race Exhaust

RC-EC/SB-LB, 4x4 ONLY!, See Notes Below	702	SS702
---	------------	--------------

***Note:** Dual tail pipes may not fit or require modifications with Suspension mods and/or Air Bags.

4" TURBO DOWNPIPES

 <p>89-93 5.9L Dodge 28911 - Aluminized 58911 - Stainless</p>	 <p>94-02 5.9L Dodge D1 - Aluminized 59411 - Stainless</p>	 <p>94-02 5.9L Dodge HX40DP2 Use with aftermarket turbos</p>
--	---	--

WARNING

Any product that requires the removal of ANY emissions control device is strictly prohibited and is intended for closed course racing only for non-registered vehicles. Our systems were designed to fit factory vehicles without ANY after market 5th wheel or in-bed gooseneck hitches, chassis mods etc.

2003-2004 Cummins

TURBO BACK SINGLE SYSTEM



4" Turbo Back Single System

ALUMINIZED STAINLESS

2003-2004, 5.9L, 2500/3500, Race Exhaust

EC-QC/SB-LB-Dually	805	SS805
No Muffler Kit.....	805NM	SS805NM

5" Turbo Back Single System

ALUMINIZED STAINLESS

2003-2004, 5.9L, 2500/3500, Race Exhaust, 4" Downpipe

EC-QC/SB-LB-Dually	605	SS605
No Muffler Kit.....	605NM	SS605NM

TURBO BACK DUAL SYSTEM



4" Turbo Back Dual System

ALUMINIZED STAINLESS

2003-2004, 5.9L, 2500/3500, Race Exhaust

EC-QC/SB-LB-Dually, See Notes Below	705	SS705
---	------------	--------------

***Note:** Dual tail pipes may not fit or require modifications with Suspension mods and/or Air Bags.

4" TURBO DOWNPIPES

<p>03-04 5.9L Dodge 2031 - Aluminized 5031 - Stainless</p> 	<p>03-07 5.9L Dodge HX40DP3</p>  <p>VBC4</p> <p>Use with aftermarket turbos</p>
--	--

WARNING

24 Any product that requires the removal of ANY emissions control device is strictly prohibited and is intended for closed course racing only for non-registered vehicles. Our systems were designed to fit factory vehicles without ANY after market 5th wheel or in-bed gooseneck hitches, chassis mods etc.

2004.5-2007 Cummins

CAT BACK SINGLE SYSTEM



4" Cat Back Single System

ALUMINIZED STAINLESS

2004-2007, 5.9L, 2500/3500, HO600

EC-QC/SB-LB-Dually, MC/SB **818** -

5" Cat Back Single System

ALUMINIZED STAINLESS

2004-2007, 5.9L, 2500/3500, HO 600

EC-QC/SB-LB-Dually, MC/SB **618** **SS618**

CAT BACK DUAL SYSTEM



4" Cat Back Dual System

ALUMINIZED STAINLESS

2004-2007, 5.9L, 2500/3500, HO 600

EC-QC/SB-LB-Dually, MC/SB **718** **SS718**

***Note:** Dual tail pipes may not fit or require modifications with Suspension mods and/or Air Bags.

4" TURBO DOWNPIPES

04.5-11

5.9L HO & 6.7L
20811 - Aluminized
50811 - Stainless



03-07 5.9L Dodge

HX40DP3



VBC4

Use with aftermarket turbos

MUFFLER PIPE

20515 -Aluminized
50515 -Stainless



2004.5-2007
 DODGE HO600 4"

WARNING

Any product that requires the removal of ANY emissions control device is strictly prohibited and is intended for closed course racing only for non-registered vehicles. Our systems were designed to fit factory vehicles without ANY after market 5th wheel or in-bed gooseneck hitches, chassis mods etc.

2004.5-2007 Cummins

TURBO BACK SINGLE SYSTEM



4" Turbo Back Single System

ALUMINIZED STAINLESS

2004.5-2007, 5.9L, 2500/3500, HO 600, Race Exhaust

QC-MC/SB-LB-DUALLY

819

SS819

No Muffler Kit.....

819NM

SS819NM

5" Turbo Back Single System

ALUMINIZED STAINLESS

2004.5-2007, 5.9L, 2500/3500, HO 600, Race Exhaust

EC-QC/SB-LB-Dually, MC/SB

619

SS619

No Muffler

619NM

SS619NM

TURBO BACK DUAL SYSTEM



4" Turbo Back Dual System

ALUMINIZED STAINLESS

2004.5-2007, 5.9L, 2500/3500, HO 600, Race Exhaust

EC-QC/SB-LB-Dually, MC/SB, See Notes Below

719

SS719

***Note:** Dual tail pipes may not fit or require modifications with Suspension mods and/or Air Bags.

WARNING

28 Any product that requires the removal of ANY emissions control device is strictly prohibited and is intended for closed course racing only for non-registered vehicles. Our systems were designed to fit factory vehicles without ANY after market 5th wheel or in-bed gooseneck hitches, chassis mods etc.

2007.5-2009 Cummins

DPF RACE KIT (835F)



DPF & Cat Race Pipes

ALUMINIZED STAINLESS

2007-2012, 6.7L, 2500/3500, Pickup, Cat Race Pipe

Eliminates Downpipe Converter With Bungs.....	27112	57112
No Bungs.....	27111	57111

2007-2012, 6.7L, 2500/3500, DPF Race Pipe

With Bungs.....	27113	57113
No Bungs.....	27113NB	57113NB

2007-2012, 6.7L, 2500/3500, 4" Cat & DPF Race Pipes

With Bungs.....	835	SS835
No Bungs.....	835NB	SS835NB

2007-2012, 6.7L, 2500/3500, 4" Cat & DPF Race Pipes

Flanged Systems As Factory, With Bungs.....	835F	SS835F
No Bungs.....	835FNB	SS835FNB

2007-2012, 6.7L, 2500/3500, 5" Cat & DPF Race Pipes

With Bungs.....	635	SS635
-----------------	-----	-------

2007-2010, 6.7L, 3500/4500/5500, 4" Cat & DPF Race Pipe

Cab & Chassis, No Bungs.....	27123	57123
------------------------------	-------	-------

WARNING

Any product that requires the removal of ANY emissions control device is strictly prohibited and is intended for closed course racing only for non-registered vehicles. Our systems were designed to fit factory vehicles without ANY after market 5th wheel or in-bed gooseneck hitches, chassis mods etc.

2007.5-2009 Cummins

DPF BACK SINGLE SYSTEM



5" DPF Back Single System

ALUMINIZED STAINLESS

2007.5-2009, 6.7L, 2500/3500, With Tip

RC-QC-MC/SB-LB-Dually **629** -

DPF BACK DUAL SYSTEM



4" DPF Back Dual System

ALUMINIZED STAINLESS

2007.5-2009, 6.7L, 2500/3500, With Tips

RC-QC-MC/SB-LB-Dually, MC/SB **729** -

***Note:** Dual tail pipes may not fit or require modifications with Suspension mods and/or Air Bags.

WARNING

30 Any product that requires the removal of ANY emissions control device is strictly prohibited and is intended for closed course racing only for non-registered vehicles. Our systems were designed to fit factory vehicles without ANY after market 5th wheel or in-bed gooseneck hitches, chassis mods etc.

2007.5-2009 Cummins

TURBO BACK SINGLE SYSTEM



4" Turbo Back Single System

ALUMINIZED STAINLESS

2007-2009, 6.7L, 2500/3500, Pickup, Race Exhaust

With Bungs.....	836	SS836
No Bungs.....	1836	SS1836
With Bungs No Muffler.....	839	SS839
No Bungs No Muffler.....	1839	SS1839

5" Turbo Back Single System

ALUMINIZED STAINLESS

2007-2009, 6.7L, 2500/3500, Pickup, Race Exhaust

With Bungs.....	636	SS636
No Bungs.....	1636	SS1636
With Bungs No Muffler.....	639	SS639
No Bungs No Muffler.....	1639	SS1639

2007-2010, 6.7L, 3500/4500/5500, Cab & Chassis, Race Exhaust

No Bungs With Muffler.....	645	SS645
No Bungs No Muffler.....	644	SS644

TURBO BACK DUAL SYSTEM



4" Turbo Back Dual System

ALUMINIZED STAINLESS

2007-2009, 6.7L, 2500/3500, 5" Race Pipes

No Muffler.....	739	SS739
-----------------	-----	-------

***Note:** Dual tail pipes may not fit or require modifications with Suspension mods and/or Air Bags.

WARNING

Any product that requires the removal of ANY emissions control device is strictly prohibited and is intended for closed course racing only for non-registered vehicles. Our systems were designed to fit factory vehicles without ANY after market 5th wheel or in-bed gooseneck hitches, chassis mods etc.

2010-2012 Cummins

DPF RACE KIT (835F)



DPF & Cat Race Pipes

ALUMINIZED STAINLESS

2007-2012, 6.7L, 2500/3500, Pickup, Cat Race Pipe

Eliminates Downpipe Converter With Bungs.....	27112	57112
No Bungs.....	27111	57111

2007-2012, 6.7L, 2500/3500, DPF Race Pipe

With Bungs.....	27113	57113
No Bungs.....	27113NB	57113NB

2007-2012, 6.7L, 2500/3500, 4" Cat & DPF Race Pipes

With Bungs.....	835	SS835
No Bungs.....	835NB	SS835NB

2007-2012, 6.7L, 2500/3500, 4" Cat & DPF Race Pipes

Flanged Systems As Factory, With Bungs.....	835F	SS835F
No Bungs.....	835FNB	SS835FNB

2007-2012, 6.7L, 2500/3500, 5" Cat & DPF Race Pipes

With Bungs.....	635	SS635
-----------------	-----	-------

2011-2012, 6.7L, 3500/4500/5500, 4" Cat & DPF Race Pipe

Cab & Chassis, With Muffler.....	21123	-
Cab & Chassis, No Muffler.....	21122	-

2011-2012, 6.7L, 4500/5500, 4" SCR Race Pipe

Cab & Chassis For Cab to Axle Length Greater Than 60"	21125	-
Cab & Chassis For Cab to Axle Length Equal to 60"	21124	-

WARNING

32 Any product that requires the removal of ANY emissions control device is strictly prohibited and is intended for closed course racing only for non-registered vehicles. Our systems were designed to fit factory vehicles without ANY after market 5th wheel or in-bed gooseneck hitches, chassis mods etc.

2010-2012 Cummins

DPF BACK SINGLE SYSTEM



5" DPF Back Single System

ALUMINIZED STAINLESS

2010-2012, 6.7L, 2500/3500, With Tip
RC-QC-MC/SB-LB-Dually

641

-

TURBO BACK SINGLE SYSTEM



4" Turbo Back Single System

ALUMINIZED STAINLESS

2010-2012, 6.7L, 2500/3500, Pickup, Race Exhaust

With Bungs.....	848	SS848
No Bungs.....	1848	SS1848
With Bungs No Muffler.....	849	SS849
No Bungs No Muffler.....	1849	SS1849

5" Turbo Back Single System

ALUMINIZED STAINLESS

2010-2012, 6.7L, 2500/3500, Pickup, Race Exhaust

With Bungs.....	648	SS648
No Bungs.....	1648	SS1648
With Bungs No Muffler.....	649	SS649
No Bungs No Muffler.....	1649	SS1649

WARNING

Any product that requires the removal of ANY emissions control device is strictly prohibited and is intended for closed course racing only for non-registered vehicles. Our systems were designed to fit factory vehicles without ANY after market 5th wheel or in-bed gooseneck hitches, chassis mods etc.

2010-2012 Cummins

TURBO BACK 5" DUAL SYSTEM



5" Turbo Back Dual System

ALUMINIZED STAINLESS

2010-2012, 6.7L, 2500/3500, Pickup, Race Exhaust

No Bungs No Muffler.....	766	—
--------------------------	------------	---

TURBO BACK CAB & CHASSIS



5" Turbo Back Single System

ALUMINIZED STAINLESS

2007-2010, 6.7L, 3500/4500/5500, Cab & Chassis, Race Exhaust

No Bungs With Muffler.....	645	SS645
No Bungs No Muffler.....	644	SS644

2011-2012, 6.7L, 3500/4500/5500, Cab & Chassis, Race Exhaust

No Bungs With Muffler.....	655	-
No Bungs No Muffler.....	654	-

WARNING

34 Any product that requires the removal of ANY emissions control device is strictly prohibited and is intended for closed course racing only for non-registered vehicles. Our systems were designed to fit factory vehicles without ANY after market 5th wheel or in-bed gooseneck hitches, chassis mods etc.

2013-2014 Cummins

CAT/DPF/SCR RACE KIT



4" CAT/DPF/SCR Race Pipes

ALUMINIZED STAINLESS

2013-2014, 6.7L, 2500/3500, Pickup
RC-QC-MC/SB-LB-Dually, No Bungs.....

868NB -

4" DOWNPIPE BACK SINGLE SYSTEM



4" Downpipe Back Single System

ALUMINIZED STAINLESS

2013-2014, 6.7L, 2500/3500, Pickup, Race Exhaust
With Muffler, No Bungs.....
No Muffler, No Bungs.....

1870 -
1869 -

5" TURBO BACK SINGLE SYSTEM



5" Turbo Back Single System

ALUMINIZED STAINLESS

2013-2014, 6.7L, 2500/3500, Pickup, Race Exhaust
With Muffler, No Bungs.....
No Muffler, No Bungs.....

1670 -
1669 -

WARNING

Any product that requires the removal of ANY emissions control device is strictly prohibited and is intended for closed course racing only for non-registered vehicles. Our systems were designed to fit factory vehicles without ANY after market 5th wheel or in-bed gooseneck hitches, chassis mods etc.

ECO Diesel Ram

3" DPF & CAT RACE KIT

NEW



3" DPF & Cat Race Pipes

ALUMINIZED STAINLESS

2014-2015, 3.0L ECODIESEL, 1500, Pickup, Race Exhaust

No Bungs No Muffler.....

863NB —



WARNING

36 Any product that requires the removal of ANY emissions control device is strictly prohibited and is intended for closed course racing only for non-registered vehicles. Our systems were designed to fit factory vehicles without ANY after market 5th wheel or in-bed gooseneck hitches, chassis mods etc.

Chev EGR Race Kits

2004-2006 LLY	2007-2010 LMM	2011-2015 LML
		
EGRLLY	EGRLMM	EGRLML

Ford EGR Race Kits

2003-2007 6.0L F250/F350/Harley

COOLER & VALVE /W UP PIPE	COOLER & VALVE	COOLER ONLY	UP PIPE
			
EGR60	EGR61	EGR62	EGR60EX

WARNING

Any product that requires the removal of ANY emissions control device is strictly prohibited and is intended for closed course racing only for non-registered vehicles. Our systems were designed to fit factory vehicles without ANY after market 5th wheel or in-bed gooseneck hitches, chassis mods etc.

Ford EGR Race Kits

2008-2010 6.4L F250/F350/F450/F550

EGR RACE KITS & INTERCOOLER PARTS

 <p>EC64</p> <p>See Note Below</p>	 <p>EGR64CD</p>	<p>EGR Block Off</p>  <p>EGR64</p>	<p>IC300 IC Pipe</p>  <p>IE300 Intake Elbow See Note Below</p>
---	---	---	---

Note: The Polished SS IE300 has a 6.4L manifold plate and does not require a 6.0L adapterplate.

EGR RACE KIT W/ UP-PIPES	6.4L UP-PIPES KITS	
 <p>30800EGR</p>	<p>Use if EGR present!</p>  <p>30800</p>	<p>Use if EGR removed!</p>  <p>30800R</p>

2011-2014 6.7L F250/F350/F450(Pickup)

EGR & Cooler Race Kit	EGR Race Kit
 <p>302201</p>	 <p>302202</p>

WARNING

38 Any product that requires the removal of ANY emissions control device is strictly prohibited and is intended for closed course racing only for non-registered vehicles. Our systems were designed to fit factory vehicles without ANY after market 5th wheel or in-bed gooseneck hitches, chassis mods etc.

Dodge EGR Race Kits

2007.5-2009 6.7L 2500/3500/4500/5500

EGR RACE KITS		
<p>EGR Race Kit</p>  <p>301002</p>	<p>Cooler Race Kit</p>  <p>301003</p>	<p>EGR & Cooler Race Kit</p>  <p>301001</p>

INTAKE MANIFOLD	BOOST TUBE
<p>MAXX FLOW</p>  <p>501001 07-12</p>	 <p>501002</p>

***Note:** 501002 & 501003 must be used with 501001

2010-2012 6.7L 2500/3500/4500/5500

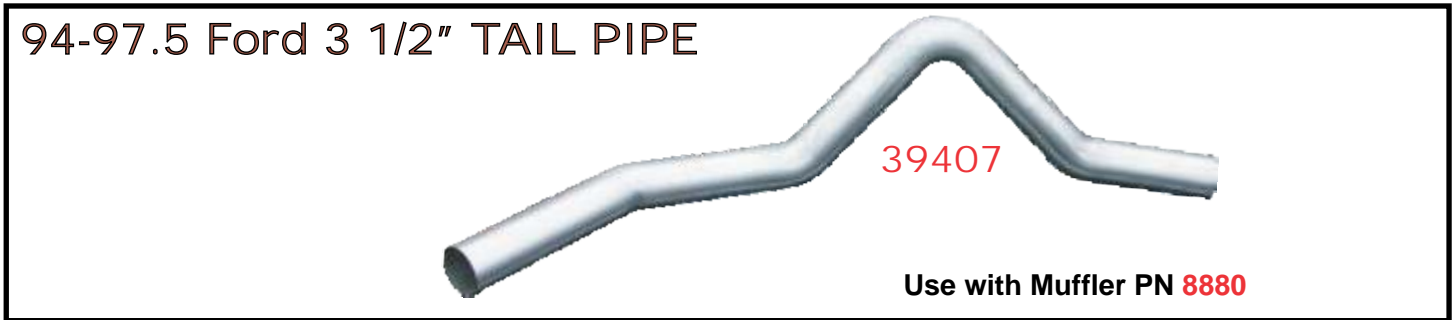
EGR RACE KITS			BOOST TUBE
<p>Cooler Race Kit</p>  <p>301005</p>	<p>EGR & Cooler Race Kit</p>  <p>301008</p>	<p>EGR & Cooler Race Kit</p>  <p>301004</p>	 <p>501003</p>

***Note:** 501002 & 501003 must be used with 501001

WARNING

Any product that requires the removal of ANY emissions control device is strictly prohibited and is intended for closed course racing only for non-registered vehicles. Our systems were designed to fit factory vehicles without ANY after market 5th wheel or in-bed gooseneck hitches, chassis mods etc.

Tail Pipes & Accessories



MISCELLANEOUS ACCESSORIES

Accu-Seal Clamps


AS400 -4" Aluminized
AS400SS -4" Stainless

AS500 -5" Aluminized
AS500SS -5" Stainless



3 1/2", 4", 5" EXPANDERS

FITS OVER 3" SEGMENT SET



3 1/2" EXPANDER PART # EXP350
3 1/2" O-RING PART# OR350
4" EXPANDER PART# EXP400
4" O-RING PART# OR400
5" EXPANDER PART# EXP500
5" O-RING PART# OR500

Torca TIGHT!

LJ400 -4" Aluminized
LJ400SS -4" Stainless

LJ500 -5" Aluminized
LJ500SS -5" Stainless



Aluminized Adapter


3-1/2" - 4" Adapter


354AD




Universal Mandrel Bends




ALUMINIZED STEEL





Part Number	Size	Ends	Bend	A Length	B Length	Material
614180	3"	OD OD	180	12	12	Aluminized
715180	3-1/2"	OD OD	180	12	12	Aluminized
61490	3"	OD OD	90	8	16	Aluminized
71590	3-1/2"	OD OD	90	8	16	Aluminized
81690	4"	OD OD	90	12	18	Aluminized
82690	4"	ID OD	90	12	18	Aluminized
91890	5"	OD OD	90	12	18	Aluminized
92890	5"	ID OD	90	12	18	Aluminized
61445	3"	OD OD	45	8	16	Aluminized
71545	3-1/2"	OD OD	45	8	16	Aluminized
81645	4"	OD OD	45	12	18	Aluminized
82645	4"	ID OD	45	12	18	Aluminized
91845	5"	OD OD	45	12	18	Aluminized
92845	5"	ID OD	45	12	18	Aluminized


POLISHED 304 STAINLESS STEEL

Part Number	Size	Ends	Bend	A Length	B Length	Material
654180	3"	OD OD	180	12	12	304 Polished
755180	3-1/2"	OD OD	180	12	12	304 Polished
856180	4"	OD OD	180	16	16	304 Polished
65490	3"	OD OD	90	8	16	304 Polished
75590	3-1/2"	OD OD	90	8	16	304 Polished
85690	4"	OD OD	90	12	20	304 Polished
95890	5"	OD OD	90	12	20	304 Polished
65445	3"	OD OD	45	8	16	304 Polished
75445	3-1/2"	OD OD	45	8	16	304 Polished
85645	4"	OD OD	45	12	20	304 Polished
95845	5"	OD OD	45	12	20	304 Polished

Universal Mandrel Bends

LIGHTWEIGHT ALUMINUM



Part Number	Size	Ends	Bend	A Length	B Length	Material
373180	2"	OD OD	180	8	8	Aluminum
473180	2-1/4"	OD OD	180	12	12	Aluminum
574180	2-1/2"	OD OD	180	12	12	Aluminum
674180	3"	OD OD	180	12	12	Aluminum
37390	2"	OD OD	90	6	8	Aluminum
47490	2-1/4"	OD OD	90	8	16	Aluminum
57490	2-1/2"	OD OD	90	8	16	Aluminum
67490	3"	OD OD	90	8	16	Aluminum
37345	2"	OD OD	45	6	8	Aluminum
47445	2-1/4"	OD OD	45	8	16	Aluminum
57445	2-1/2"	OD OD	45	8	16	Aluminum
67445	3"	OD OD	45	8	16	Aluminum

THESE ALUMINUM BENDS WORK WELL FOR CUSTOM COLD AIR INTAKE MODS!

BRAIDED FLEX COUPLINGS



BLANK



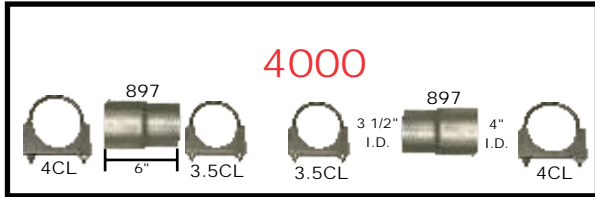
WITH ENDS

Part #	Inlet	Outlet	Overall Length
FT35008B	3 1/2"	3 1/2"	8"
FT40008B	4"	4"	8"


Part #	Inlet	Outlet	Overall Length
FT35008N	3 1/2"	3 1/2"	12"
FT40008N	4"	4"	12"

Aluminized Accessories

UNIVERSAL CONVERTER ADAPTER KIT



UNIVERSAL CONVERTER ADAPTER KIT



MUFFLER REPLACEMENT PIPE


STRAIGHT 4"



40230 -30" Length

Universal 3 1/2"

99-06 Powerstroke
01-06 Duramax



48830

07.5 Duramax



10814

STRAIGHT 5"



50230 -30" Length

2004.5-07 DODGE HO600 4"



20515

07.5 Cummins 6.7L



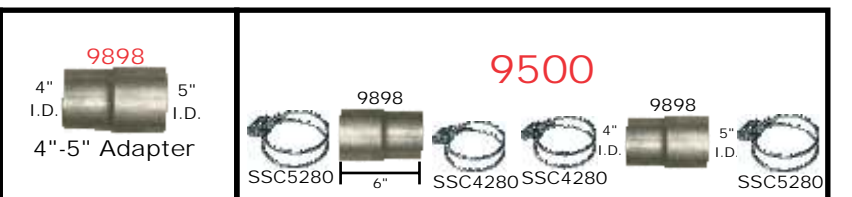
20814

Stainless Accessories

UNIVERSAL CONVERTER ADAPTER KIT



UNIVERSAL CONVERTER ADAPTER KIT



MUFFLER REPLACEMENT PIPE

STRAIGHT 4"



90230 -30" Length


Universal 3 1/2"

01-06 Duramax
99-06 Powerstroke



98830

STRAIGHT 5"



95230 -30" Length

2004.5-06 DODGE HO600 4"



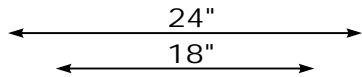
50515

Aluminized Mufflers

FLO~PRO Original Muffler



4 3/4" X 10 3/4" OVAL

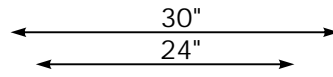


Reversible

Inlet	Outlet	Part #
3-1/2"	3-1/2"	FP729

PERFORMANCE REPLACEMENT MUFFLER
99-03 FORD 7.3L
01-04 GM DURAMAX

9" X 12" BIG OVAL

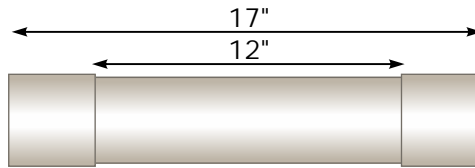


Reversible

Inlet	Outlet	Part #
4"	4"	2507

TWISTER RACE MUFFLER

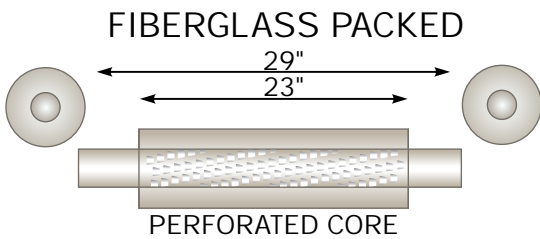
MUFFLER/RESONATOR



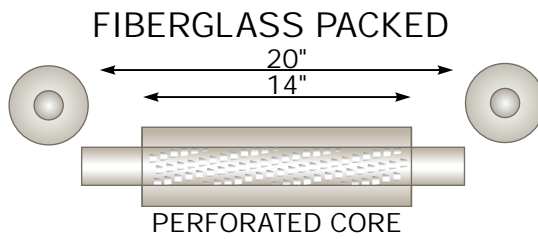
Inlet	Outlet	Part #
4"	4"	51299
5"	5"	51600

Mufflers...

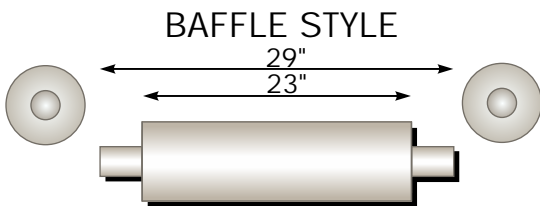
ALUMINIZED 8" ROUND



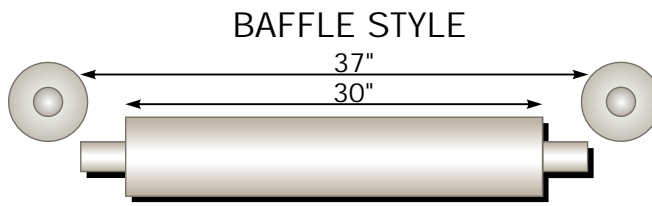
Inlet	Outlet	Part #
4"	4"	6195
5"	5"	6196



Inlet	Outlet	Part #
4"	4"	6185
5"	5"	6186

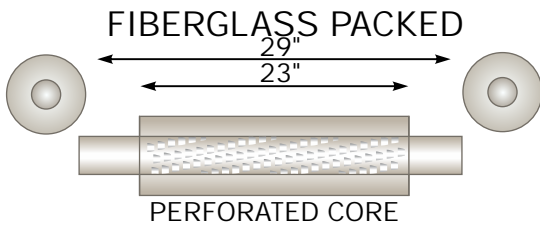


Inlet	Outlet	Part #
4"	4"	6192

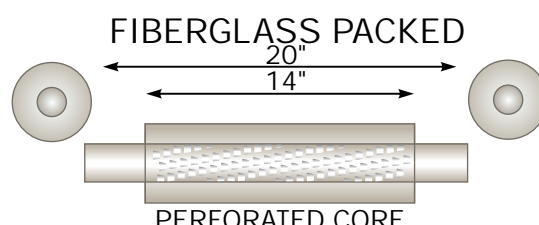


Inlet	Outlet	Part #
3-1/2"	3-1/2"	8880
4"	4"	8990

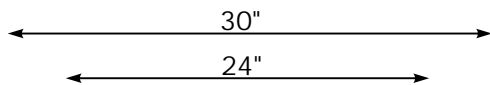
STAINLESS 8" ROUND



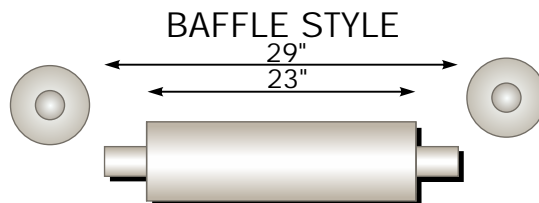
Inlet	Outlet	Part #
4"	4"	7195
5"	5"	7196



Inlet	Outlet	Part #
4"	4"	7185
5"	5"	7186



Inlet	Outlet	Part #
4"	4"	M12772
5"	5"	M12774



Inlet	Outlet	Part #
4"	4"	7192

Diesel Exhaust Tips




Part #	Inlet	Outlet	Length
4515F	4"	5"	15"
5615F	5"	6"	15"



Part #	Inlet	Outlet	Length
4515FB	4"	5"	15"
5615FB	5"	6"	15"



Part #	Inlet	Outlet	Length
ST110	4"	5"	22"
ST111	5"	6"	22"



Part #	Inlet	Outlet	Length
405015TD	4"	5"	20"
505015TD	5"	5"	22"



IN 4" OUT 5"


Ford
6.4L




IN 4" OUT 5"



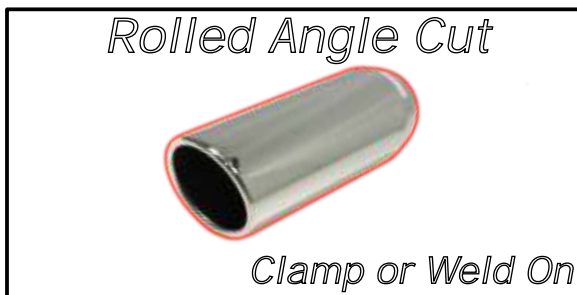
Diesel Exhaust Tips




Part #	Inlet	Outlet	Length
405012PT	4"	5"	12"
405015PT	4"	5"	15"



Part #	Inlet	Outlet	Length
8912PT	4"	5"	12"



Part #	Inlet	Outlet	Length
354012RAC	3-1/2"	4"	12"
354015RAC	3-1/2"	4"	15"
355012RAC	3-1/2"	5"	12"
355015RAC	3-1/2"	5"	15"
405012RAC	4"	5"	12"
405015RAC	4"	5"	15"
405018RAC	4"	5"	18"
406015RAC	4"	6"	15"
406018RAC	4"	6"	18"
407015RAC	4"	7"	15"
407018RAC	4"	7"	18"
506012RAC	5"	6"	12"
506014RAC	5"	6"	14"
506015RAC	5"	6"	15"
506018RAC	5"	6"	18"
507015RAC	5"	7"	15"




Part #	Inlet	Outlet	Length
8912AC	4"	5"	12"
8915AC	4"	5"	15"
8012AC	4"	6"	12"
8015AC	4"	6"	15"
9012AC	5"	6"	12"
9015AC	5"	6"	15"




Part #	Inlet	Outlet	Length
407015AC	4"	7"	15"
407018AC	4"	7"	18"
507015AC	5"	7"	15"
508015AC	5"	8"	15"


Diesel Exhaust Tips



Part #	Inlet	Outlet	Length
8912ACB	4"	5"	12"
8915ACB	4"	5"	15"
8015ACB	4"	6"	15"
8018ACB	4"	6"	18"
407015ACB	4"	7"	15"
407018ACB	4"	7"	18"
408015ACB	4"	8"	15"
408018ACB	4"	8"	18"
9015ACB	5"	6"	15"
9012ACB	5"	6"	12"
507015ACB	5"	7"	15"
508015ACB	5"	8"	15"



Part #	Inlet	Outlet	Length
6815RAB	3"	4"	15"
7815RAB	3-1/2"	4"	15"
8912RAB	4"	5"	12"
8915RAB	4"	5"	15"
8918RAB	4"	5"	18"
8015RAB	4"	6"	15"
8018RAB	4"	6"	18"
407015RACB	4"	7"	15"
407018RACB	4"	7"	18"
408015RACB	4"	8"	15"
408018RACB	4"	8"	18"
9012RAB	5"	6"	12"
9015RAB	5"	6"	15"
506018RACB	5"	6"	18"
507015RACB	5"	7"	15"
507018RACB	5"	7"	18"
508015RACB	5"	8"	15"
6015RAB	6"	6"	15"



Part #	Inlet	Outlet	Length
405014RACB	4"	5"	14"
506014RACB	5"	6"	14"



NEW
VENTED DURAMAX
OEM BOLT-ON TIP
ST11070B

48

Part #	Inlet	Outlet	Length
405014RAC	4"	5"	14"

Diesel Exhaust Tips



Part #	Inlet	Outlet	Length
ST538NS	4"	5"	12"
ST540NS	4"	6"	12"
ST541NS	4"	7"	12"
ST590NS	5"	6"	12"
ST591NS	5"	7"	12"

IN 4"

OUT 5"

IN 4"

OUT 5"



IN 4"

OUT 5"


BLACK CHROME



Part #	Inlet	Outlet	Length
405012RAC2	4"	5"	12"
405015RAC2	4"	5"	15"
506015RAC2	5"	6"	15"
8915RAB2*	4"	5"	15"

* /w Bolt


BLACK CERAMIC COATED



Part #	Inlet	Outlet	Outlet
355015RACBK	3-1/2"	5"	15"
405012RACBK	4"	5"	12"
405015RACBK	4"	5"	15"
406012RACBK	4"	6"	12"
406015RACBK	4"	6"	15"
407015RACBK	4"	7"	15"
408015RACBK	4"	8"	15"
506015RACBK	5"	6"	15"
507015RACBK	5"	7"	15"
508015RACBK	5"	8"	15"



Part #	Inlet	Outlet	Length
405015TDBK	4"	5"	20"



Part #	Inlet	Outlet	Length
405012ACBK	4"	5"	12"

Diesel Stacks

304 POLISHED STAINLESS

45 DEG ANGLE CUT



Part #	Inlet	Outlet	Length
AC5632	5"	6"	32"
AC5644	5"	6"	44"
AC5732	5"	7"	32"
AC5744	5"	7"	44"
AC5832	5"	8"	32"
AC5844	5"	8"	44"

20 DEG ROLLED ANGLE CUT



Part #	Inlet	Outlet	Length
RA5632	5"	6"	32"
RA5644	5"	6"	44"
RA5732	5"	7"	32"
RA5744	5"	7"	44"
RA5832	5"	8"	32"
RA5844	5"	8"	44"


BLACK CHROME

45 DEG ANGLE CUT



Part #	Inlet	Outlet	Length
AC56322	5"	6"	32"
AC56442	5"	6"	44"
AC58322	5"	8"	32"
AC58442	5"	8"	44"

20 DEG ROLLED ANGLE CUT



Part #	Inlet	Outlet	Length
RA56322	5"	6"	32"
RA56442	5"	6"	44"
RA57322	5"	7"	32"
RA57442	5"	7"	44"
RA58322	5"	8"	32"
RA58442	5"	8"	44"

BLACK CERAMIC COATED

45 DEG ANGLE CUT



Part #	Inlet	Outlet	Length
AC5632K	5"	6"	32"
AC5644K	5"	6"	44"
AC5732K	5"	7"	32"
AC5744K	5"	7"	44"
AC5832K	5"	8"	32"
AC5844K	5"	8"	44"

20 DEG ROLLED ANGLE CUT



Part #	Inlet	Outlet	Length
RA5632K	5"	6"	32"
RA5644K	5"	6"	44"
RA5732K	5"	7"	32"
RA5744K	5"	7"	44"
RA5832K	5"	8"	32"
RA5844K	5"	8"	44"

Kit Index

Discover other performance exhaust systems on our website.

Part #	Page	Part #	Page	Part #	Page	Part #	Page	Part #	Page
424	17	753	24	1669	35	58911	25	SS726	7
524	17	761	12	1670	35	59411	25	SS727	8
601	7	764	13	1836	31	68113	19	SS730	20
601NM	7	766	33	1839	31	69403	15	SS731	16
602	25	767	24	1848	33	D1	25	SS733	21
602NM	25	771	14	1849	33	EC64	38	SS733NB	21
605	26	801	7	1869	35	EGR60	37	SS738	22
605NM	26	801NM	7	1870	35	EGR60EX	37	SS738NB	22
614	17	802	25	2031	26	EGR61	37	SS739	31
614NM	17	802NM	25	5031	26	EGR62	37	SS753NB	24
618	27	805	26	10100	9	EGR64	38	SS761	13
619	28	805NM	26	10101	7	EGR64CD	38	SS801	7
619NM	28	817	17	10102	13	EGRLLY	37	SS801NM	7
628	10	818	27	10810	9	EGRLMM	37	SS802	25
629	30	819	28	11111	12	EGRLML	37	SS802NM	25
630	20	819NM	28	11112	12	G2008	9	SS805	26
631	16	820	8	18113	9	HX40DP2	25	SS805NM	26
631NM	16	821	15	18123	9	HX40DP3	26,27	SS817	17
632	21	821NM	15	18133	9	IC300	38	SS819	28
632NB	21	822	6	18143	9	IE300	38	SS819NM	28
633	21	822NM	6	18153	9	RD10	20,22	SS820	8
633NB	21	823	8	18213	9	SS424	17	SS821	15
634	11	824	17	18223	9	SS601	7	SS821NM	15
634NM	11	824NM	17	18233	9	SS601NM	7	SS822	6
635	29,32	825	16	18243	9	SS602	25	SS822NM	6
636	31	830	20	18253	9	SS602NM	25	SS823	8
637	19	831	16	19410	6	SS605	26	SS824	17
638	22	831NM	16	20515	27	SS605NM	26	SS824NM	17
638NB	22	832	21	20811	27	SS614	17	SS825	18
639	31	832NB	21	21122	32	SS614NM	17	SS831	16
640	23	833	21	21123	32	SS618	27	SS831NM	16
641	33	833NB	21	21124	32	SS619	28	SS832	21
643	22	834	11	21125	32	SS619NM	28	SS832NB	21
643NB	22	834NM	11	27111	29,32	SS631	16	SS833	21
644	31,34	835	29,32	27112	29,32	SS631NM	16	SS833NB	21
645	31,34	835NB	29,32	27113	29,32	SS632	21	SS834	11
648	33	835F	29,32	27113NB	29,32	SS632NB	21	SS834NM	11
649	33	835FNB	29,32	27123	29,32	SS633	21	SS835	29,32
652NB	24	836	31	28911	25	SS633NB	21	SS835NB	29,32
653NB	24	837	19	30800	20,38	SS634	11	SS835F	29,32
654	33	837NB	19	30800R	20,38	SS634NM	11	SS835FNB	29,32
655	33	838	22	30800EGR	38	SS635	29,32	SS836	31
660	12	838NB	22	30801	19	SS636	31	SS837	19
661	12	839	31	30801R	19	SS637	19	SS837NB	19
664	13	843	22	30802	19	SS637NB	19	SS838	22
664NM	13	843NB	22	301001	39	SS638	22	SS838NB	22
671	14	846	19	301002	39	SS638NB	22	SS839	31
671NM	14	847	25	301003	39	SS639	31	SS843	22
701	7	847NM	25	301004	39	SS643	22	SS843NB	22
702	25	848	33	301005	39	SS643NB	22	SS846	21
705	26	849	33	301008	39	SS644	31,34	SS847	25
706	18	851	10	302201	38	SS645	31,34	SS847NM	26
714	17	852NB	24	302202	38	SS648	33	SS848	33
715	18	853NB	24	30302	18	SS649	33	SS849	33
716	17	857NB	23	38113	19	SS652NB	24	SS852NB	24
718	27	858	15	38123	19	SS653NB	24	SS853NB	24
719	28	860	12	38133	19	SS660	12	SS857NB	23
720	8	861	12	39403	15	SS661	12	SS858	15
723	8	862	12	40810	9	SS664	13	SS860	12
726	7	863NB	36	41111	12	SS664NM	13	SS861	12
727	8	864	13	41112	12	SS701	7	SS862	12
728	10	864NM	13	501001	39	SS702	25	SS864	13
729	30	866	16	501002	39	SS705	26	SS864NM	13
730	20	867	21	501003	39	SS706	18	SS1636	31
731	16	868NB	35	50515	27	SS715	18	SS1639	31
733	21	871	14	50811	27	SS714	17	SS1648	33
733NB	21	871NM	14	57111	29,32	SS716	17	SS1649	33
734	11	1636	31	57112	29,32	SS718	25	SS1836	31
738	22	1639	31	57113	29,32	SS719	28	SS1839	31
738NB	22	1648	33	57113NB	29,32	SS720	8	SS1848	33
739	31	1649	33	57123	29,32	SS723	8	SS1849	33