

LIGHTBARS





For 45 years, ECCO Safety Group (ESG) has designed and manufactured some of the world's most effective and innovative visual and audible warning equipment for commercial and public safety vehicles, providing superior protection and enhanced safety both on job sites and out on the road.

Through our primary brands, ECCO and Code 3, ESG serves thousands of OEM and private label, fleet and aftermarket customers in a range of industries. ESG has facilities in the Americas, Europe, Asia and Australia and a portfolio of the most respected brands in the industry. While we have reached global success, at our core we are committed to providing superior protection and enhanced safety to all of our customers.






ECCO catalogs

We know that you are busy, and when it comes to your business, efficiency is key. The new ECCO catalog helps you easily identify the products you need to get the job done. For those looking for the complete package, we have product category catalogs available. It's your complete guide to upfitting your work vehicles to ensure an optimal amount of safety.




←

BEACONS & MINIBARS




←

DIRECTIONALS & SAFETY DIRECTORS



←

WORKLAMPS, UTILITY BARS & INTERIOR LIGHTING



←

ALARMS & CAMERA SYSTEMS



contents guide



Lightbars



Light Source Components



Lightbar Domes, Screws & Clips



Switches & Controls



Lightbar Mounting Kits



Part Number Index



The Dirt Magazine

symbol guide



Part Number



Color



Type



Volts



Amps



Lumens



Flashes per minute



Warranty



Mounting



Approvals





certifications

Certifications & Standards

SAE Class (I, II & III) Indicates compliance with the relevant section of the Society of Automotive Engineers' general requirements for warning lights. Specific class ratings indicate the intensity of light produced, Class I being most powerful.

California Title 13 Indicates compliance with California vehicle code requirements.

R65 Indicates compliance with European regulations specifically related to vehicle warning lights.

General

CE Indicates compliance with European regulations specifically related to vehicle warning lights.

R10 Indicates compliance with mandatory European product safety regulations specifically related to electrical products for on-road vehicles (electromagnetic compatibility).

R6 UNECE Regulation 6 is the regulation for direction indicators/turn signals for Europe and other countries that use UNECE Requirements.

R7 UNECE Regulation 7 is the regulation for stop and tail lights for Europe and other countries that use UNECE Requirements.

AXIOS[®]

MODULAR LED LIGHTBAR SYSTEM

The revolutionary Axios[™] modular LED lightbar system takes safety and on-the-job performance to a new level. Choose from seven high-performance LED lighting options with exclusive DropLock[™] technology that feature simple twist-lock placement virtually anywhere in the bar. Backed by a 5-year warranty, it all adds up to a better lightbar without the wait.



DIRECTIONAL
EZ1401X | 12-24 VDC | 0.9 Amps
Amber, Blue, Clear, Green, or Red



BEACON
EZ1402X | 12-24 VDC | 1.0 Amps
Amber, Blue, Clear, Green, or Red




WORKLAMP
EZ1403WL | 12-24 VDC | 0.9 Amps


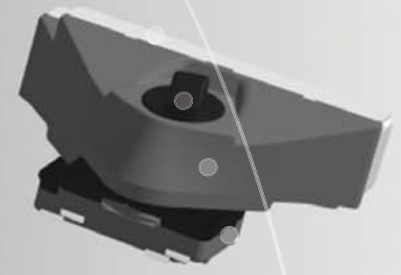
DROP
COLOCAR | DROP



LOCK
AJUSTAR | LOCK



GO
LISTO | GO



ALLEY LIGHT
EZ1403AL | 12-24 VDC | 0.9 Amps



STOP-TAIL-TURN
EZ1404 | 12-24 VDC | 0.3 Amps




SAFETY DIRECTOR™
EZ1414 | 12-24 VDC | 2.5 Amps



modular lightbars

EASY UPGRADE

ADDITIONAL COLORS & CUSTOM CONFIGURATIONS AVAILABLE



14 Series Axios[®] SAE Class I Modular LED Lightbar

Modules easily installed, reconfigured or upgraded via DropLock™ power rail system

Supplied with in-cab controller

Seven LED module options (details on page 10)

29 flash patterns

Aluminum chassis, polycarbonate base and lens

SYMBOLS

LED LED Warning Module

STTT LED Stop-Tail-Turn

LED Worklamps

W LED Alley Lights

A Safety Director™

AVAILABLE COLORS


Amber, Blue, Green, Red & White



DIMENSIONS

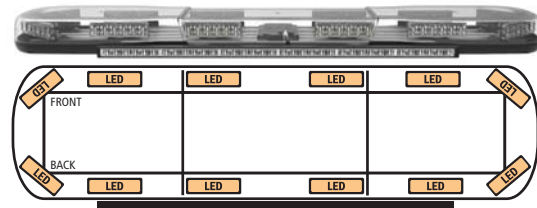
3 [76] H x 10.5 [267] W

Controller
2.4 [61] H x 5.5 [140] W x 0.6 [15] D



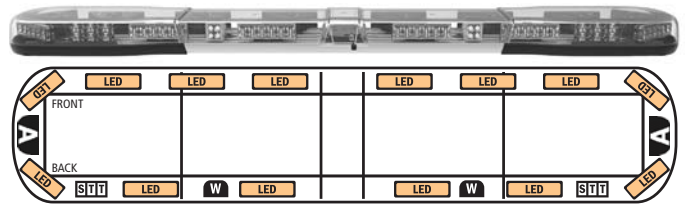
39" # 14-00005-E

- C** Amber
- T** 8 LEDs
- V** 12-24
- A** 7.2
- ⊗ SAE J845 Class I, Cal. Title 13, R65, R10
- ⌚ 5 Year



48" # 14-00006-E

- C** Amber
- T** 12 LEDs, 1 Safety Director
- V** 12-24
- A** 13.3
- ⊗ SAE J845 Class I, Cal. Title 13, R65, R10
- ⌚ 5 Year





60" # 14-00003-E

- C** Amber
- T** 14 LEDs, 2 WL, 2 AL, 2 STT
- V** 12-24
- A** 16.8
- ⊗ SAE J845 Class I, Cal. Title 13, R65, R10, R6 & R7
- ⌚ 5 Year



modular lightbars

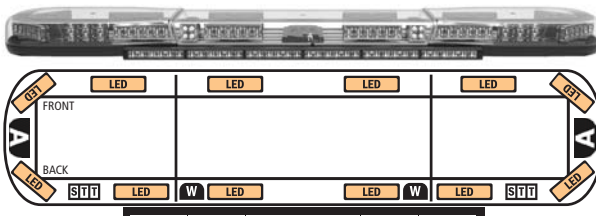


- 48"** # 14-00001-E
- C Amber
- T 12 LEDs, 2 WL, 2 AL
- V 12-24
- A 14.4
- ☑ SAE J845 Class I, Cal. Title 13, R65, R10
- 🕒 5 Year


INCLUDED CONTROLLER



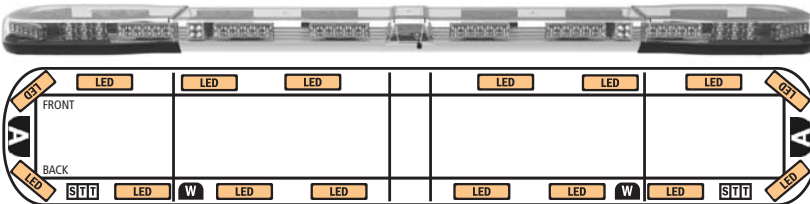
EZ1405 The included controller provides convenient and easy control of the 29 built-in flash patterns and auxiliary LED modules (where applicable). Simply plug-n-play. Each lightbar is shipped with 'controller ready' wiring for fast, easy installation.



- 54"** # 14-00002-E
- C Amber
- T 12 LEDs, 2 WL, 2 AL, 2 STT, 1 Safety Director
- V 12-24
- A 17.5
- ☑ SAE J845 Class I, Cal. Title 13, R65, R10, R6 & R7
- 🕒 5 Year



- 54"** # 14-00007-E
- C Amber
- T 10 LEDs, 2 WL, 2 STT
- V 12-24
- A 11.4
- ☑ SAE J845 Class I, Cal. Title 13, R65, R10, R6 & R7
- 🕒 5 Year



- 72"** # 14-00004-E
- C Amber
- T 16 LEDs, 2 WL, 2 AL, 2 STT
- V 12-24
- A 18.6
- ☑ SAE J845 Class I, Cal. Title 13, R65, R10, R6 & R7
- 🕒 5 Year



modular lightbars

EASY UPGRADE

ADDITIONAL COLORS & CUSTOM CONFIGURATIONS AVAILABLE



14 Series Axios®

DropLock™ LED Modules

Seven LED module options for use with Axios® lightbars

No tools convenience makes building, reconfiguring or upgrading lightbars fast and easy



EZ1401A
C Amber
T Directional LED

- V** 12-24
- A** 0.9
- SAE J845 Class I, Cal. Title 13, R10, R65
- 5 Year

AVAILABLE COLORS
Amber, Blue, Green, Red & White



EZ1402A
Amber
Beacon LED

- 12-24
- 1.0
- SAE J845 Class I, R10, R65
- 5 Year

AVAILABLE COLORS
Amber, Blue, Green, Red & White



EZ1414
Amber
LED Safety Director

- 12-24
- 2.5
- SAE J595 Class I R10
- 5 Year

AVAILABLE COLORS

Amber



EZ1403WL
C Clear
T LED Worklamp

- V** 12-24
- A** 0.9
- 900 Lumens
- R10
- 5 Year



EZ1403AL
Clear
LED Alley Light

- 12-24
- 0.9
- 900 Lumens
- R10
- 5 Year



EZ1404R
Red
LED Stop-Tail-Turn

- 12-24
- 0.3
-
- R10, R6, R7
- 5 Year



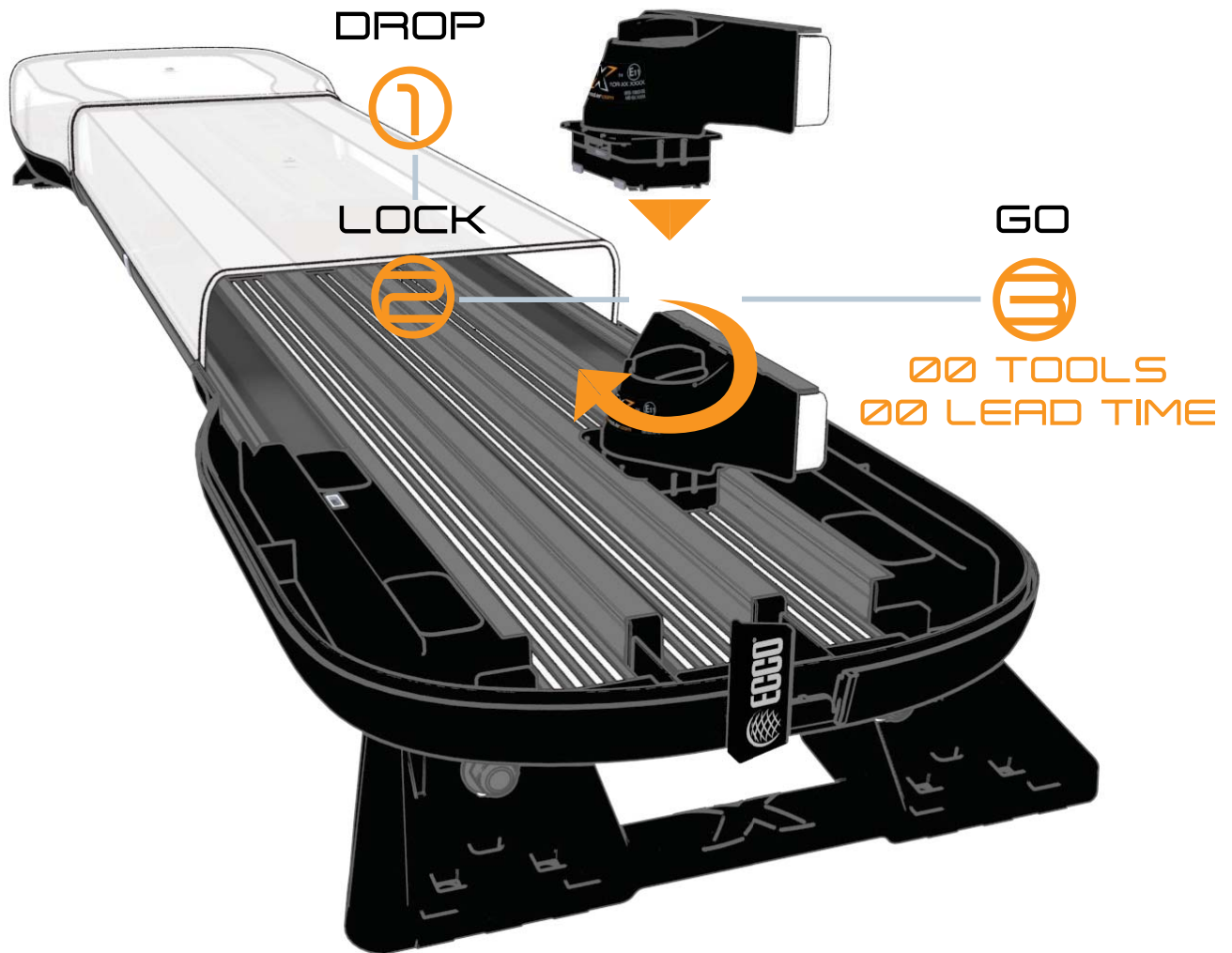
EZ1411 (48-72)
Opal
Center Illumination

- 12-24
- 0.3-1.4
-
- R10
- 5 Year

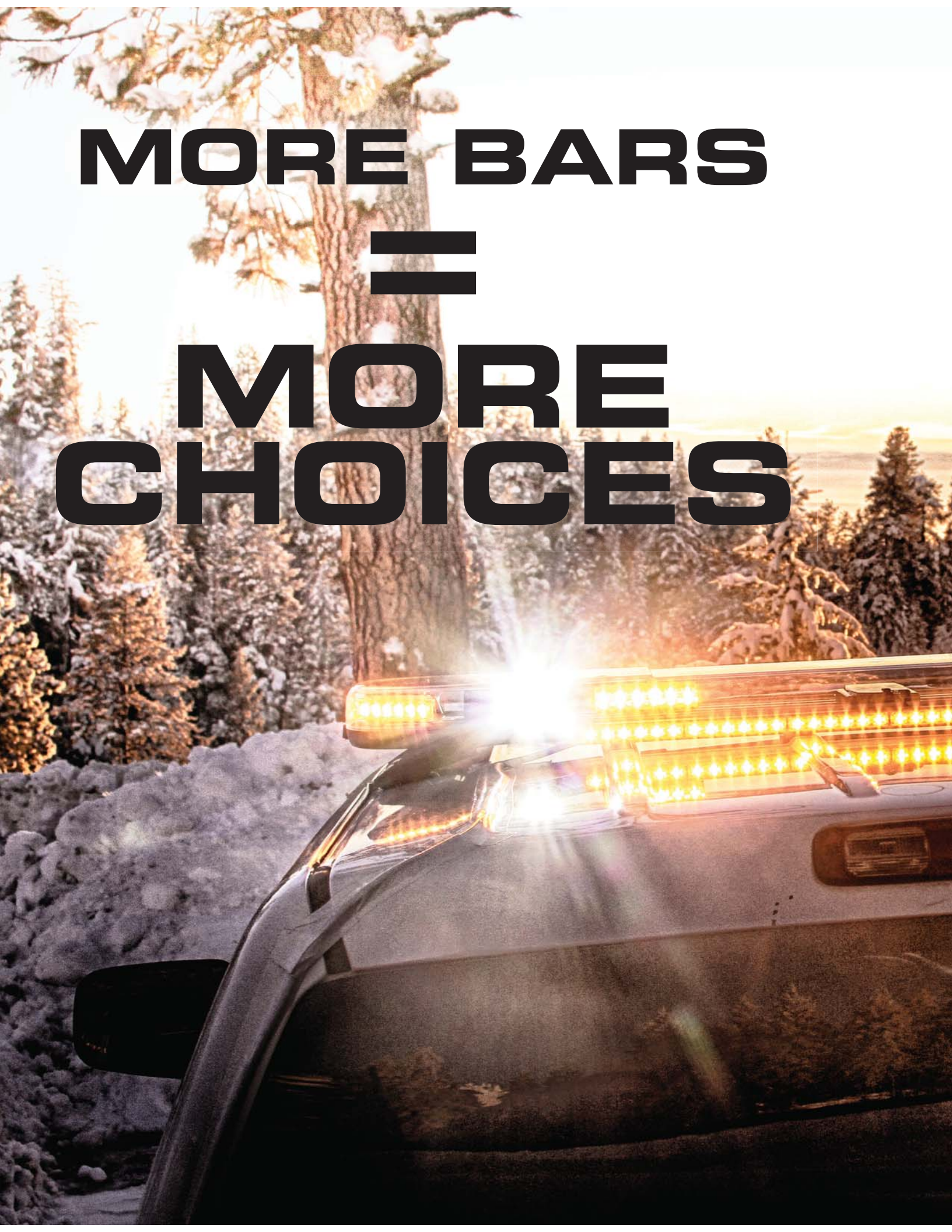


modular lightbars

safety director™



MORE BARS
=
MORE CHOICES





21 Series



27 Series



12 Series



15 Series





lightbars LED

EASY CUSTOMIZATION

ADDITIONAL COLORS & CUSTOM CONFIGURATIONS AVAILABLE



21 Series

SAE Class I LED Lightbar

Low-profile chassis

Three, four, six, nine, and 18 TIR LED modules

Integrated LED Safety Director™

19 flash patterns (independent flashing) or
31 flash patterns (centrally controlled)

Aluminum chassis, polycarbonate base and lens

Magnet mount available for 22" lightbars (EZ2122MG)

SYMBOLS

- TR6 6 LED Warning Module
- TR4 4 LED Warning Module
- TR3 3 LED Warning Module
- STTT LED Stop-Tail-Turn
- W LED Worklamps
- TR Integrated LED Safety Director
- A LED Alley Lights

AVAILABLE COLORS


Amber, Blue, Green, Red & White



DIMENSIONS

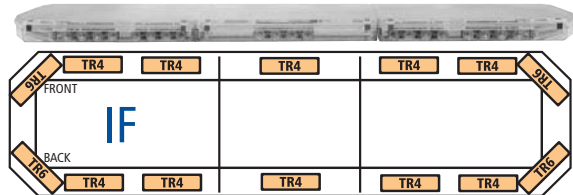
2.1 [53] H x 12.3 [312] W

TIR Optic



22" # 21-00001-E

- C** Amber
- T** 4 LEDs
- V** 12
- A** 2.0
- ☑ SAE J845 Class I, Cal. Title 13
- 🕒 5 Year



47" # 21-00004-E

- C** Amber
- T** 14 LEDs
- V** 12
- A** 7.0
- ☑ SAE J845 Class I, Cal. Title 13
- 🕒 5 Year



52" # 21-00007-E

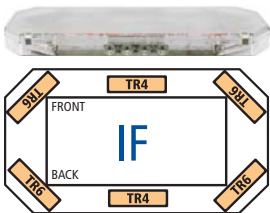
- C** Amber
- T** 10 LEDs, 2 STT, 2 WL
- V** 12
- A** 8.0
- ☑ SAE J845 Class I, Cal. Title 13
- 🕒 5 Year



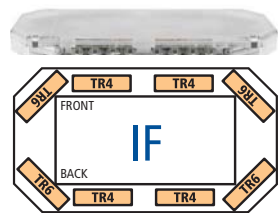
lightbars LED



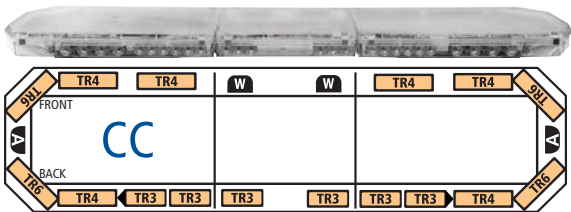
21-00008-E (back view)



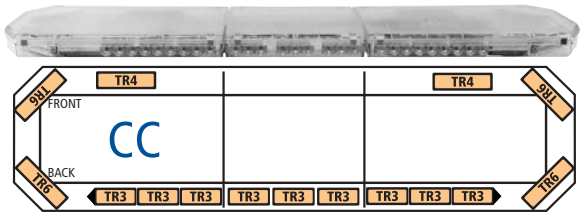
22" # 21-00002-E
C Amber
T 6 LEDs
V 12
A 3.0
 Ⓢ SAE J845 Class I, Cal. Title 13
 Ⓟ 5 Year



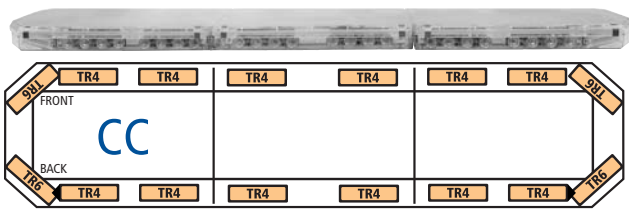
22" # 21-00003-E
C Amber
T 8 LEDs
V 12
A 4.0
 Ⓢ SAE J845 Class I, Cal. Title 13
 Ⓟ 5 Year



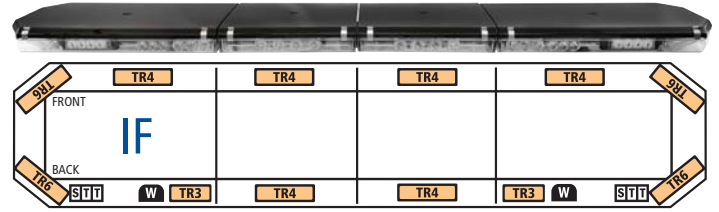
47" # 21-00005-E
C Amber
T 16 LEDs, 2 AL, 2 WL, 6 Module Safety Director
V 12
A 12.0
 Ⓢ SAE J845 Class I, Cal. Title 13
 Ⓟ 5 Year



47" # 21-00006-E
C Amber
T 15 LEDs, 9 Module Safety Director
V 12
A 7.5
 Ⓢ SAE J845 Class I, Cal. Title 13
 Ⓟ 5 Year



52" # 21-00009-E
C Amber
T 16 LEDs, 6 Module Safety Director
V 12
A 8.0
 Ⓢ SAE J845 Class I, Cal. Title 13
 Ⓟ 5 Year



58" # 21-00008-E
C Amber
T 12 LEDs, 2 STT, 2 WL
V 12
A 9.0
 Ⓢ SAE J845 Class I, Cal. Title 13
 Ⓟ 5 Year



lightbars LED

EASY CUSTOMIZATION

ADDITIONAL COLORS & CUSTOM CONFIGURATIONS AVAILABLE



27 Series SAE Class I LED Lightbar

Medium-profile chassis

Three, eight, 12, and 22 reflective LED modules

Integrated LED Safety Director™

15 flash patterns (independent flashing) or
31 flash patterns (centrally controlled)

Aluminum chassis, polycarbonate base and lens

Magnet mount available for 22" lightbars (EZ2122MG)

SYMBOLS

REF12 12 LED Warning Module

REF8 8 LED Warning Module

REF3 3 LED Warning Module

STT LED Stop-Tail-Turn

W LED Worklamps

REF Integrated LED Safety Director

AVAILABLE COLORS

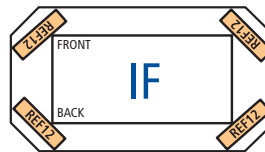
Amber, Blue, Red & White



DIMENSIONS

2.7 [69] H x 12.2 [310] W

REFLECTIVE



22" # 27-00001-E

C Amber

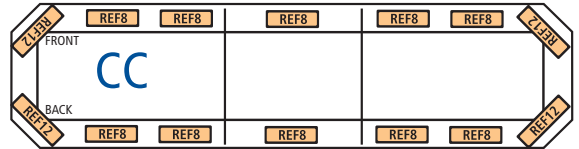
T 4 LEDs

V 12

A 2.0

☑ SAE J845 Class I, Cal. Title 13

🕒 5 Year



47" # 27-00004-E

C Amber

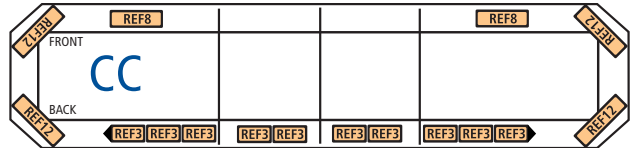
T 14 LEDs

V 12

A 7.0

☑ SAE J845 Class I, Cal. Title 13

🕒 5 Year



52" # 27-00006-E

C Amber

T 16 LEDs, 10 Module Safety Director

V 12

A 8.0

☑ SAE J845 Class I, Cal. Title 13

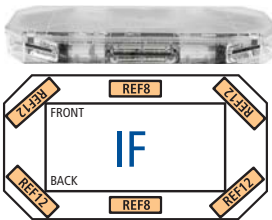
🕒 5 Year



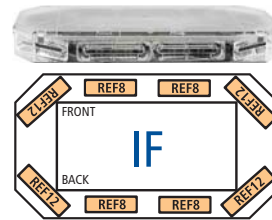
lightbars LED




27-00007-E (back view)




- 22"** # 27-00002-E
- C** Amber
 - T** 6 LEDs
 - V** 12
 - A** 3.0
 - ☑ SAE J845 Class I, Cal. Title 13
 - 🕒 5 Year



- 22"** # 27-00003-E
- C** Amber
 - T** 8 LEDs
 - V** 12
 - A** 4.0
 - ☑ SAE J845 Class I, Cal. Title 13
 - 🕒 5 Year



- 52"** # 27-00009-E
- C** Amber
 - T** 16 LEDs, 6 Module Safety Director
 - V** 12
 - A** 8.0
 - ☑ SAE J845 Class I, Cal. Title 13
 - 🕒 5 Year




- 58"** # 27-00007-E
- C** Amber
 - T** 10 LEDs, 2 STT, 2 WL
 - V** 12
 - A** 8.0
 - ☑ SAE J845 Class I, Cal. Title 13
 - 🕒 5 Year



lightbars LED

EASY CUSTOMIZATION

ADDITIONAL COLORS & CUSTOM CONFIGURATIONS AVAILABLE



12 Series Vantage™ SAE Class I LED Lightbar

Available in-cab controller

33 flash patterns

Aluminum chassis, polycarbonate base and lens

SYMBOLS

-  LED Warning Module
-  LED Stop-Tail-Turn
-  LED Worklamps
-  LED Alley Lights

AVAILABLE COLORS


Amber, Blue, Green, Red & White





DIMENSIONS


2.5 [64] H x 11 [279] W

Controller
3.6 [90] H x 5.9 [149] W x 0.7 [18] D






48" # 12-00001-E

- C** Amber
- T** 16 LEDs
- V** 12-24
- A** 7.2
-  SAE J845 Class I, Cal. Title 13, CE, R10
-  3 Year





54" # 12-00002-E

- C** Amber
- T** 16 LEDs
- V** 12-24
- A** 7.2
-  SAE J845 Class I, Cal. Title 13, CE, R10
-  3 Year




60" # 12-00003-E


- C** Amber
- T** 16 LEDs
- V** 12-24
- A** 7.2
-  SAE J845 Class I, Cal. Title 13, CE, R10
-  3 Year



lightbars LED




12-00005-E (back view)




- 48"** # 12-00004-E
- C** Amber
- T** 16 LEDs, 2 WL, 2 AL
- V** 12-24
- A** 10.8
- ☑ SAE J845 Class I, Cal. Title 13, CE, R10
- 🕒 3 Year

OPTIONAL ACCESSORY


EZ0006 The optional controller provides convenient and easy control of the 33 built-in flash patterns and auxiliary LED modules (where applicable). Simply plug-n-play. Each lightbar is shipped with 'controller ready' wiring for fast, easy installation.



- 54"** # 12-00005-E
- C** Amber
- T** 16 LEDs, 2 WL, 2 AL, 2 STT
- V** 12-24
- A** 11.0
- ☑ SAE J845 Class I, Cal. Title 13, CE, R10
- 🕒 3 Year



- 54"** # 12-00007-E
- C** Amber
- T** 10 LEDs, 2 WL, 2 STT
- V** 12-24
- A** 6.5
- ☑ SAE J845 Class I, Cal. Title 13, CE, R10
- 🕒 3 Year



- 60"** # 12-00006-E
- C** Amber
- T** 16 LEDs, 2 WL, 2 AL, 2 STT
- V** 12-24
- A** 11.0
- ☑ SAE J845 Class I, Cal. Title 13, CE, R10
- 🕒 3 Year



lightbars LED

EASY CUSTOMIZATION

ADDITIONAL COLORS & CUSTOM CONFIGURATIONS AVAILABLE



15 Series Streetlazer™ LED Lightbar

Available with TIR Optic or Reflective LED modules

Alternating or simultaneous flash (quad)

2" height profile

Aluminum base

SYMBOLS

LED Warning Module

Integrated LED Safety Director™

Additional modules available for custom configuration

Illuminated rubber key touch-pad provides fingertip control of built-in Safety Director™ (included with Safety Director models).



DIMENSIONS

2 [53] H x 12 [305] W
2.1 [53] H x 23.2 [590] W x 12.2 [310] D (22" lighthbar)


Controller
2 [50] H x 3.5 [90] W x 0.5 [8] D

AVAILABLE COLORS

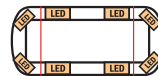
Amber

23"

TIR Optic



15-00011-E
Illuminates Amber
12
0.8
80 FPMx4
4 Bolt
ⓧ 2 Year Lightbar
ⓧ 5 Year Electrical

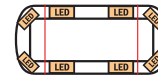


15-00015-E
Illuminates Amber
12
1.6
80 FPMx4
4 Bolt
ⓧ 2 Year Lightbar
ⓧ 5 Year Electrical

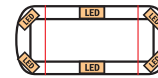
REFLECTIVE



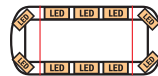
15-01423-E
Illuminates Amber
12
2.8
80 FPMx4
4 Bolt
ⓧ 2 Year Lightbar
ⓧ 5 Year Electrical



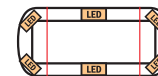
15-01428-E
Illuminates Amber
12
5.6
80 FPMx4
4 Bolt
ⓧ 2 Year Lightbar
ⓧ 5 Year Electrical



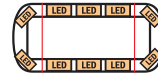
15-00013-E
Illuminates Amber
12
1.2
80 FPMx4
4 Bolt
ⓧ 2 Year Lightbar
ⓧ 5 Year Electrical



15-00019-E
Illuminates Amber
12
2.0
80 FPMx4
4 Bolt
ⓧ 2 Year Lightbar
ⓧ 5 Year Electrical



15-01427-E
Illuminates Amber
12
4.2
80 FPMx4
4 Bolt
ⓧ 2 Year Lightbar
ⓧ 5 Year Electrical




15-01429-E
Illuminates Amber
12
7.0
80 FPMx4
4 Bolt
ⓧ 2 Year Lightbar
ⓧ 5 Year Electrical



lightbars LED




15-00037-E (front view)



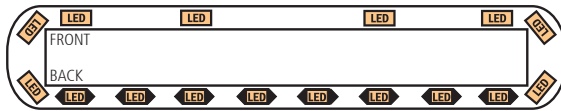
39" # 15-00035-E

- C** Amber
- T** TIR
- V** 12
- A** 1.6
- F** 80 FPMx4
- ⌚ 2 Year Lightbar
- 5 Year Electrical



49" # 15-00036-E

- C** Amber
- T** TIR
- V** 12
- A** 1.6
- F** 80 FPMx4
- ⌚ 2 Year Lightbar
- 5 Year Electrical

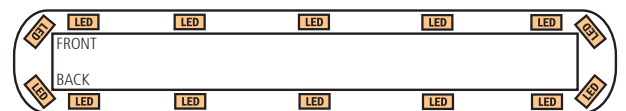


49" # 15-00037-E

- C** Amber
- T** TIR
- V** 12
- A** 3.2
- F** 80 FPMx4
- ⌚ 2 Year Lightbar
- 5 Year Electrical

15-01424-E

- Amber
- Reflective
- 12
- 4.9
- 80 FPMx4
- 2 Year Lightbar
- 5 Year Electrical



54" # 15-00038-E

- C** Amber
- T** TIR
- V** 12
- A** 2.9
- F** 80 FPMx4
- ⌚ 2 Year Lightbar
- 5 Year Electrical

15-01426-E

- Amber
- Reflective
- 12
- 4.3
- 80 FPMx4
- 2 Year Lightbar
- 5 Year Electrical

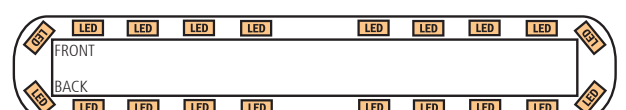


54" # 15-00039-E

- C** Amber
- T** TIR
- V** 12
- A** 3.0
- F** 80 FPMx4
- ⌚ 2 Year Lightbar
- 5 Year Electrical

15-01425-E

- Amber
- Reflective
- 12
- 4.6
- 80 FPMx4
- 2 Year Lightbar
- 5 Year Electrical



54" # 15-01255-E

- C** Amber
- T** TIR
- V** 12
- A** 4.0
- F** 80 FPMx4
- ⌚ 2 Year Lightbar
- 5 Year Electrical

THE DIRT



WHERE'S THE BEEP? 12

MFAs 'quietly' gain traction in cities and neighborhoods

ALWAYS ALERT
the UK's AA: a story of road safety evolution since 1903

4

A 'DIFFERENTER' COMPANY
Cincinnati's J&A Assn.

THE DIRT



8

WHAT GOES AROUND COMES AROUND
online shopping reinvents mall order and opens up the free market

GOING BIG
the Panama Canal expansion

COVER YOUR BACK
smart ways to protect your people, your assets, and your goodwill

GETTING GOODS TO MARKET
an intricate system of ships, ports, rail, and trucks



THE DIRT

THE ONLY PLACE TO GET THE
LATEST INDUSTRY NEWS

11
16
14

accessories

Light Source Components



EZ1401X - Module
DropLock directional LED module (A, B, C, G, R)
Used with 14 Series



EZ1402X - Module
DropLock 360° beacon LED module (A, B, C, G, R)
Used with 14 Series



EZ1403AL - Module
DropLock alley light LED module
Used with 14 Series



EZ1403WL - Module
DropLock worklamp LED module
Used with 14 Series



EZ1404R - Module
DropLock stop-tail-indicator LED module
Used with 14 Series



EZ1411-XX - Module
DropLock center illumination LED module (48, 54, 60, 72)
Used with 14 Series



EZ1414 - Safety Director
Safety Director LED
Used with 14 Series



EZ211F3X - Module
Front/rear TR3 LED module - independent flashing (A, B, G, R, W)
Used with 21 Series



EZ211F4X - Module
Front/rear TR4 LED module - independent flashing (A, B, G, R, W)
Used with 21 Series



EZ211F6X - Module
Corner TR6 LED module - independent flashing (A, B, G, R, W)
Used with 21 Series



EZ211F9X - Module
Corner TR9 LED module - independent flashing (A, B, G, R, W)
Used with 21 Series



EZ21CC3X - Module
Front/rear TR3 LED module - centrally controlled (A, B, G, R, W)
Used with 21 Series



EZ21CC4X - Module
Front/rear TR4 LED module - centrally controlled (A, B, G, R, W)
Used with 21 Series



EZ21CC6X - Module
Corner TR6 LED module - centrally controlled (A, B, G, R, W)
Used with 21 Series



EZ21CC9X - Module
Corner TR9 LED module - centrally controlled (A, B, G, R, W)
Used with 21 Series



EZ21CC18XX - Module
Front/rear TR18 LED module - centrally controlled (AB, AW, BW, RB, RW, RG, RA)
Used with 21 Series



EZ2127WL - Module
Alley/Worklamp TR3 LED module
Used with 21 Series



EZ27WLT3W - Module
Alley/Worklamp TR3 LED module
Used with 27 Series



EZ21STT
Stop-Tail-Turn LED module (pair)
Used with 21 Series



EZ27STT
Stop-Tail-Turn LED module (pair)
Used with 27 Series



EZ27IF3X - Module
Front/rear REF3 LED module - independent flashing (A, B, R, W)
Used with 27 Series



EZ27IF8X - Module
Front/rear REF8 LED module - independent flashing (A, B, R, W)
Used with 27 Series



EZ27IF12X - Module
Front/rear REF12 LED module - independent flashing (A, B, R, W)
Used with 27 Series



EZ27CC3X - Module
Front/rear REF3 LED module - centrally controlled (A, B, R, W)
Used with 27 Series



EZ27CC8X - Module
Front/rear REF8 LED module - centrally controlled (A, B, R, W)
Used with 27 Series



EZ27CC12X - Module
Front/rear REF12 LED module - centrally controlled (A, B, R, W)
Used with 27 Series



EZ27CC22XX - Module
Front/rear REF22 LED module - centrally controlled (AB, AW, BW, RB, RW, RA)
Used with 27 Series



EZ2700AL - Module
Alley LED module
Used with 27 Series



EZ2700WL - Module
Work Lamp LED module
Used with 27 Series



EZ2127DOT - Module
DOT Strip LED module
Used with 21, 27 Series



accessories



EZ0003 - Module
Worklamp/alley light (pair)
Used with 12 Series



EZ0005 - Module
Stop-Tail-Indicator (pair)
Used with 12 Series



EZ0007X - Module
Front/rear module
(A, B, C, G, R)
Used with 12 Series



EZ1290X - Module
Rear module
(A, B, C, G, R)
Used with 12 Series



A109-924X - Module
Front/rear TIR module w/pigtail
(A, B, C, R)
Used with 15 Series



A159-938X - Module
Corner TIR module w/pigtail
(A, B, C, R)
Used with 15 Series



EZ0001X - Module
Front/rear reflective module
(A, B, C, R)
Used with 15 Series



EZ0002X - Module
Corner reflective module
(A, B, C, R)
Used with 15 Series



R109-924X - Module
Front/rear TIR module
(A, B, C, R)
Used with 15 Series



R159-938X - Module
Corner TIR module
(A, B, C, R)
Used with 15 Series



accessories

Lightbar Domes

ER0004



R309-902C



R159-901C



R209-907C



ER0003



R109-904C



EZ2116C



EZ21L22C



12 Series - All Models

ER0003 - End, 24" Clear
ER0004 - Center, 6" Clear

14 Series - All Models

EZ1406X - End
EZ1416X - Center, 39"
EZ1407X - Center, 48"
EZ1408X - Center, 54"
EZ1409X - Center, 60"
EZ1410X - Center, 72"

15 Series - All Models

R159-901X - End Upper
R309-902C - End Lower
R109-904X - Center Upper Short
R209-905C - Center Lower Short
R109-906X - Center Upper Long
R209-907C - Center Lower Long
36"/0.91m Models
R159-901X - End Upper
R309-902C - End Lower
R109-906X - Center Upper
R209-907C - Center Lower

21 Series - All Models

EZ2101C - Lower End Lens
EZ2108C - Lower Center, Short
EZ2111C - Lower Center, Med
EZ2116C - Lower Center, Long
EZ2127UX - Upper End Lens
EZ2127U8X - Upper Center, Short
EZ2127U11X - Upper Center, Med
EZ2127U16X - Upper Center, Long
EZ2127U22X - 22" Upper Lens
EZ21L22C - 22" Lower Lens

27 Series - All Models

EZ2701C - Lower End Lens
EZ2708C - Lower Center, Short
EZ2711C - Lower Center, Med
EZ2127UX - Upper End Lens
EZ2127U8X - Upper Center, Short
EZ2127U11X - Upper Center, Med
EZ2127U16X - Upper Center, Long
EZ2127U22X - 22" Upper Lens
EZ27L22C - 22" Lower Lens

15 Series: Replace X in part number with desired color: A=Amber, B=Blue, C=Clear, G=Green, R=Red

21/27 Series: Replace X in part number with desired color: A=Amber, B = Blue, BLK=Black, C=Clear, R=Red

Dome Screws & Clips



EZ1417

Lens retaining latch (pair)
Used with 14 Series



EZ2127LC

Stainless steel lens retaining clip
Used with 21 & 27 Series



EZ2127LCB

Black lens retaining clip
Used with 21 & 27 Series



R159-942

Lens retaining screw
Used with 15 Series



R209-921

Lens joining clip
Used with 15 Series



accessories

Switches & Controls



EZ1405
Lightbar controller
Used with 14 Series



EZ1415
Lightbar controller
suction cup mount
Used with 14 Series Controller



EZ2127ASCC
Lightbar controller - for
integrated safety director
Used with 21, 27 Series



EZ2127ASIF
Lightbar controller - for
integrated safety director
Used with 21, 27 Series



EZ0006
Lightbar controller
Used with 12 Series



RM4DIRC
Built-in Safety Director
Controller (LED/Halogen)
Used with 10, 15 Series



EZ2127SB
Switch box - 3 level slide,
6 switch 12V
Used with 21, 27 Series



A9000
Switchbox - 6 switch 12V
Used with all Lightbar Series



A9891
Illuminated 12V-Amber-SPST
Used with all Lightbar Series



A9893
Switch panel - single slot
(excludes switch)
Used with A9891 / A9892



A9904
Bracket mounting kit
Used with A9901 / A9902 / A9903



A9905SW
On/off & flash pattern switches
Used with multiple pattern LEDs



A9901
Illuminated 12V
Used with all Lightbar Series



A9902
Bracket - end section
Used with A9901



A9903
Bracket - center section
Used with A9901



EZ2127PC
Photo cell - for day/night auto
dimming
Used with 21, 27 Series



EZ2127SP
Solar panel - for battery
conditioning
Used with 21, 27 Series



EZ2127CCXXX
Driver board - for centrally
controlled modules
(Contact factory for
programming requirements)
Used with 21, 27 Series



accessories

Lightbar Mounting Kits

54" lightbars recommended for full size trucks



Strap Mounts

	10 / 14 Series	12 Series	15 Series	21 / 27 Series
Chevy Caprice 2012-2017	A1031RMK	A1231RMK	A1030RMK	
Chevy Colorado/GMC Canyon 2004-2014	A1011RMK	A1211RMK	A1017RMK	A212707RMK
Chevy/GM Truck 1500, 2500, 3500 1999-2006, Tahoe/Yukon 2007-2014	A1011RMK	A1211RMK	A1017RMK	A212707RMK
Chevy/GM Truck 1500, 2500, 3500 2007-2013	A1027RMK	A1227RMK	A1024RMK	A212704RMK
Chevy/GM Truck 1500, 2500, 3500 2014- 2017, GM Tahoe/Yukon 2014-2017	A1037RMK*	A1237RMK*	A1537RMK*	A212708RMK
Dodge Charger 2007-2010	A1029RMK	A1229RMK	A1028RMK	
Dodge Charger 2011-2017	A1031RMK	A1231RMK	A1030RMK	
Dodge Truck 1500 2002-2008, Dodge Truck 2500-3500 2003-2009	A1011RMK	A1211RMK	A1017RMK	A212707RMK
Dodge Truck 1500 2009-2017, Dodge Truck 2500-3500 2010-2017	A1036RMK*	A1236RMK*	A1536RMK*	A212706RMK
Ford Crown Victoria 1998-2012	A1013RMK	A1213RMK	A1019RMK	
Ford Escape/Explorer 2012-2017	A1038RMK*	A1238RMK*	A1538RMK*	A212703RMK
Ford PPV/SUV 2013-2017	A1031RMK	A1231RMK	A1030RMK	
Ford PPV/SUV 2013-2017	A1033RMK (pursuit rated)	A1238RMK*	A1538RMK*	A212703RMK
Ford Truck F150 1997-2003	A1014RMK	A1214RMK	A1020RMK	
Ford Truck F150 2004-2009	A1010RMK	A1210RMK	A1016RMK	
Ford Truck F150 2010-2014	A1025RMK	A1225RMK	A1022RMK	A212710RMK
Ford Truck F150 2015-2017	A1034RMK*	A1234RMK*	A1534RMK*	A212709RMK*
Ford Truck Superduty 1999-2009	A1012RMK	A1212RMK	A1018RMK	A212705RMK
Ford Truck Superduty 2010-2016	A1035RMK*/A1026RMK	A1235RMK*/A1226RMK	A1535RMK*/A1023RMK	A212701RMK
Ford Truck Superduty 2017	A1034RMK*	A1234RMK*	A1534RMK*	A212709RMK*
Headache rack mounting	A1401RMK (Axios only)	A1032RMK	A1032RMK	A2127HRMK
Toyota Tacoma 2005-2017	A1038RMK*	A1238RMK*	A1538RMK*	A212703RMK
Toyota Tundra 2015-17	A1039RMK*	A1239RMK*	A1539RMK*	A212703RMK
Universal Gutter 48" - 60"				A212702RMK

*Indicates paint finish is black. All other mounting kits are stainless steel.

Standard Installation



ER0002
Standard Feet Kit
Used with 12, 15 Series

A2127FT
Standard Feet Kit
Used with 21/27 Series

A5005RMK
Rubber Feet Kit
Used with 15 Series

Rack Mount



A1032RMK
Headache Rack Bracket
Used with 12 Series

A1401RMK
Headache Rack Bracket
Used with 14 Series

A2127HRMK
Headache Rack Bracket
Used with 21/27 Series



part number index

LIGHTBARS	PART #	PAGE #	LENGTH	AMPS	MODULE TYPE
	12-00001-E	18	48"	7.2	16 LEDs
	12-00002-E	18	54"	7.2	16 LEDs
	12-00003-E	18	60"	7.2	16 LEDs
	12-00004-E	19	48"	10.8	16 LEDs, 2 WL, 2 AL
	12-00005-E	19	54"	11	16 LEDs, 2 WL, 2 AL, 2 STT
	12-00006-E	19	60"	11	16 LEDs 2 WL, 2 AL, 2 STT
	12-00007-E	19	54"	6.5	10 LEDs, 2 WL, 2 STT
	14-00001-E	9	48"	14.4	12 LEDs, 2 WL, 2 AL
	14-00002-E	9	54"	17.5	12 LEDs, 2 WL, 2 STI, 1 Safety Director
	14-00003-E	8	60"	16.8	14 LEDs, 2 WL, 2 AL, 2 STT
	14-00004-E	9	72"	18.6	16 LEDs, 2 WL, 2 AL, 2 STT
	14-00005-E	8	39"	7.2	8 LEDs
	14-00006-E	8	48"	13.3	12 LEDs, 1 Safety Director
	14-00007-E	9	54"	11.4	10 LEDs, 2 WL, 2 STT
	15-00011-E	20	23"	0.8	4 LEDs
	15-00013-E	20	23"	1.2	6 LEDs
	15-00015-E	20	23"	1.6	8 LEDs
	15-00019-E	20	23"	2	10 LEDs
	15-00035-E	21	39"	1.6	8 LEDs
15-00036-E	21	49"	1.6	8 LEDs	
15-00037-E	21	49"	3.2	8 LEDs, 8 Module Integrated Safety Director	
15-00038-E	21	54"	2.9	14 LEDs	
15-00039-E	21	54"	3	8 LEDs, 7 Module Integrated Safety Director	
15-01255-E	21	54"	4	20 LEDs	
15-01423-E	20	23"	2.8	4 LEDs	
15-01424-E	21	49"	4.9	8 LEDs, 8 Module Integrated Safety Director	
15-01425-E	21	54"	4.6	8 LEDs, 7 Module Integrated Safety Director	
15-01426-E	21	54"	4.3	14 LEDs	
15-01427-E	20	23"	4.2	6 LEDs	
15-01428-E	20	23"	5.6	8 LEDs	
15-01429-E	20	23"	7	10 LEDs	
21-00001-E	14	22"	2	4 LEDs	
21-00002-E	15	22"	3	6 LEDs	
21-00003-E	15	22"	4	8 LEDs	
21-00004-E	14	47"	7	14 LEDs	
21-00005-E	15	47"	12	16 LEDs, 2 AL, 2 WL, 6 Module Safety Director	
21-00006-E	15	47"	7.5	15 LEDs, 9 Module Safety Director	
21-00007-E	14	52"	8	10 LEDs, 2 STI, 2 WL	
21-00008-E	15	58"	9	12 LEDs, 2 STI, 2 WL	
21-00009-E	15	52"	8	16 LEDs, 6 Module Safety Director	



part number index

LIGHTBARS	PART #	PAGE #	LENGTH	AMPS	MODULE TYPE
	27-00001-E	16	22"	2	4 LEDs
	27-00002-E	17	22"	3	6 LEDs
	27-00003-E	17	22"	4	8 LEDs
	27-00004-E	16	47"	7	14 LEDs
	27-00006-E	16	52"	8	16 LEDs, 10 Module Safety Director
	27-00007-E	17	58"	8	10 LEDs, 2 STT, 2WL
	27-00009-E	17	52"	8	16 LEDs, 6 Module Safety Director