



**JP Group a/s**



- A MEMBER OF JP GROUP AUTOMOTIVE


REPLACEMENT PARTS AND  
ACCESSORIES FOR

**PORSCHE®**

# A STRONG FAMILY...



## ...A large family



Enjoy a comprehensive range of more than 30.000 references in stock for European and Asian vehicles.

More than 40.000 m<sup>2</sup> production and warehouse facilities with high-tech paternoster vertically packing automats, ensuring a very efficient packing procedure.



## ...On German original technology



We are professionals working with the highest quality standards of the original parts specifications and in accordance with ISO 9001.

We are OEM supplier to the German car industry.





# A STRONG FAMILY...



## ...On service



Quick and professional worldwide logistic to more than 90 countries.



Our packaging expertise combined with our experienced and skilled personel, guarantee fast and reliable service. You will not only receive your order quickly but each product will arrive safely at your address in high quality packaging.



## ...Highest quality spare parts

*- at a fraction of the cost!*



Our highly skilled technical quality departments ensure a constant focus on a first class quality level.



Global sourcing from OEM manufacturers supplying worldwide to the passenger car industry



Extensive engineering and R&D department developing and testing new parts to ensure a wide programme.



We produce our own products in several countries for both the OES and the aftermarket for passenger cars and light commercial vehicles.



# A STRONG FAMILY...

## ...Around the world

- Highly international sales and marketing teams in both the head office in Viborg, Denmark and in 13 important locations around the world!
- Our area sales managers and representatives are located near you and are always ready to assist you.



*Service, quality and reliability*




# A STRONG FAMILY...

**JP Group**



**Classic Line**

◆ **Classic Line**®  Spare parts and accessories for VAG Classic, Porsche and Mercedes-Benz Classic

◆ **Dansk**® 

◆ **Dansk**®   
**BODY PARTS**

Bodyparts in original quality for porsche

◆ **Dansk**®   
**SPARE PARTS**

High quality replacement parts for porsche

◆ **Dansk**®   
**ORIGINAL**

Original German quality exhaust systems for porsche

◆ **Dansk**®   
**MOTORSPORT**

Sport exhausts for porsche

◆ **Jopex**® 

Exhausts and heat exchangers for VAG Classic and Mercedes-Benz Classic



High end heat exchangers and exhaust systems for porsche

# A STRONG FAMILY...

## VAG CLASSIC



• Jopex®



• Classic Line®

## PORSCHE CLASSIC



• Classic Line®



SSI



• Dansk®  
SPARE PARTS



• Dansk®  
BODY PARTS



• Dansk®  
ORIGINAL



• Dansk®  
MOTORSPORT

## MERCEDES-BENZ CLASSIC



• Jopex®



• Classic Line®





# A STRONG FAMILY...

## Explanation to the catalogue

### Dear customer

We have the pleasure to present our Porsche® catalogue.  
Publication of this catalogue automatically means, that all previous JP Group Porsche® catalogues are no longer valid.

### List of content

Other stock replacement parts.  
Reference list - sorted via the product group.

### Application

For each part number we have specified the description, application, engine size and model year of the car. However, we have not always been able to consider and specify all variations of car models. Engine size is specified by approximate litre cubic capacity. For exact details please see TecDoc.



### Order of the items

All parts in this catalogue is sorted via the product group (digit 3-5 in our part number).  
Please see next section with a description of understanding the JP Group part numbers!



# A STRONG FAMILY...

## Understanding the JP Group part numbers

### Number structure

The JP Group part no. consists of 10 digits, e.g. 11 129 029 00.

Digits 1 and 2 (11) indicate the car make, in this example VAG.

Digits 3, 4 and 5 (129) indicate the product group, in this case oil sump.

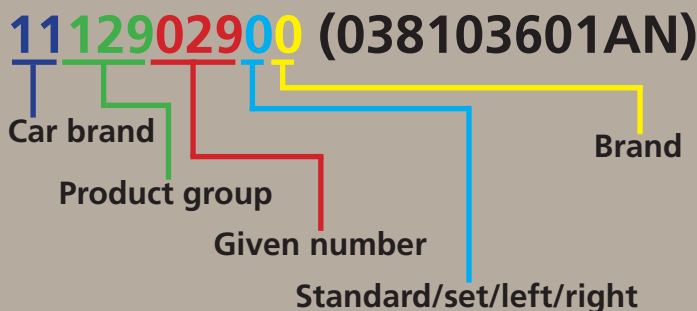
Digits 6, 7 and 8 (014) indicate the given part number. Numbers from 1 to 500 refers directly to the product group. Numbers from 501-999 cover items related to the product group.

Digit 9 indicates whether it is standard, set, left or right:

- 0 = Standard
- 1 = Set
- 5 = Left set
- 6 = Right set
- 7 = Left
- 8 = Right

Digit 10 indicates the product brand:

- 0 = JP brand
- 1 = JP brand
- 2 = Premium brand
- 3 = Alternative brand
- 4 = Alternative brand
- 5 = Alternative brand
- 6 = No name brand
- 7 = Premium brand
- 9 = Quinton Hazell



Above example:

- 11 = VAG
- 129 = Oil Sump
- 014 = Given part number
- 0 = Standard (not set, left or right)
- 0 = JP brand

### Given part number

8195400100

Turn signal light, fender mounted, amber, with rubber gasket, left/right, E-marked

8195450602

Lens for turn signal light, clear, left/right, HELLA

Above example:

The given part number from 1 to 500 refers directly to the product group, in this example 954 001, which is a turn signal light, front.

The given part number from 501 to 999 relates to the product group, in this example 954 506, which is a lens for turn signal, front.





# A STRONG FAMILY...

## Car Brand / Product Group

### CAR BRAND

11	VAG (VW/Audi/Seat/Skoda)
12	OPEL
13	MERCEDES
14	BMW
15	FORD
16	PORSCHE
30	ALFA ROMEO
31	CITROEN
32	DAEWOO
33	FIAT
34	HONDA
35	HYUNDAI
36	KIA
37	LAND ROVER
38	MAZDA
39	MITSUBISHI
40	NISSAN
41	PEUGEOT
42	PROTON
43	RENAULT
44	ROVER
45	SAAB
46	SUBARU
47	SUZUKI
48	TOYOTA
49	VOLVO
50	CHRYSLER
51	DACIA
52	DAIHATSU
53	IVECO
54	JAGUAR
55	JEEP
56	LADA
57	LANCIA
58	LEXUS
59	MG
60	MINI
61	SMART
62	SSANGYONG
63	CHEVROLET
64	ISUZU
79	ANDRE
81	VW CLASSIC
82	PORSCHE CLASSIC
83	MERCEDES CLASSIC
89	ANDRE CLASSIC
98	STYLING
99	UNIVERSAL

### ENGINE PARTS

100	ENGINE COMPLETE
101	CYLINDER BLOCK AND PARTS
102	PISTONS
103	PISTON RINGS
104	CRANKSHAFT AND PARTS
105	CRANKSHAFT MAIN BEARINGS
106	ROD BEARINGS
107	PISTON/CYLINDER SET
108	CONNECTING ROD AND PARTS
110	MISCELLANEOUS CYLINDER BLOCK PARTS

111	CYLINDER HEAD AND PARTS
112	CAMSHAFT AND PARTS
113	VALVES AND PARTS
114	CAM FOLLOWERS
115	ROCKER ARM
116	PUSH ROD
120	MISCELLANEOUS CYLINDER HEAD PARTS
121	TIMING BELT
122	TENSIONER FOR TIMING BELT
123	TENSIONER DAMPER FOR TIMING BELT
124	COVER FOR TIMING BELT
125	TIMING CHAIN
126	TIMING CHAIN TENSIONER
129	OIL SUMP
131	OIL PUMP
132	OIL DIPSTICK AND SUPPORT
135	OIL COOLER
136	OIL FILLER CAP / PIPE
137	OIL PIPES AND HOSES
138	OIL DRAIN PLUG
140	MISCELLANEOUS TIMING/OIL PARTS
141	WATER PUMP AND PARTS
142	RADIATOR AND PARTS
143	RADIATOR HOSES
144	WATER PIPES
145	WATER FLANGES AND THERMOSTAT HOUSING
146	THERMOSTAT
147	EXPANSION TANK
148	EXPANSION TANK CAP
149	FAN/VISCOUS COUPLING FOR FAN
150	MISCELLANEOUS COOLING PARTS
151	CARBURETOR AND PARTS
152	FUEL PUMP
153	FLANGE FOR AIR INTAKE
154	THROTTLE VALVE CONTROL UNIT
155	INJECTOR AND PARTS
156	FUEL TANK AND PARTS
157	FUEL GAUGE
158	SENDER FOR FUEL GAUGE
160	MISCELLANEOUS INTAKE PARTS
171	VACUUM PUMP
174	TURBO
175	INTERCOOLER
176	OIL PRESSURE PIPE
177	PARTS FOR TURBO/INTERCOOLER
179	RUBBER MOUNT FOR ENGINE
180	V-BELTS
181	RIBBED BELTS
182	TENSIONER FOR BELTS AND FAN CLUTCH
183	BELT PULLEY
185	OIL FILTER
186	AIR FILTER
187	FUEL FILTER
189	ENGINE GASKET SET - COMPLETE
190	CYLINDER HEAD GASKET SET
191	CYLINDER BLOCK GASKET
192	VALVE COVER GASKET
193	CYLINDER HEAD GASKET
194	OIL SUMP GASKET
195	OIL SEALS
196	ENGINE GASKETS (FOR WATER FLANGE/INTAKE/EXH./MAN.)
199	MISCELLANEOUS ENGINE PARTS



# A STRONG FAMILY...

## Product Group

### EXHAUST SYSTEM

200	EXHAUST SYSTEM COMPLETE
201	MANIFOLD
202	FRONT PIPE
203	CATALYTIC CONVERTER
204	INTERMEDIATE PIPE
205	INTERMEDIATE EXHAUST
206	REAR EXHAUST
207	TAIL PIPE
208	SPORTS EXHAUST
209	CATALYTIC CONVERTER - UNIVERSAL
211	GASKET FOR EXHAUST
212	GASKET FOR CATALYTIC CONVERTER
213	GASKET SET FOR EXHAUST
214	EXHAUST CLAMP
215	CONNECTION PIPE
216	EXHAUST BRACKET
217	MOUNTING KIT FOR EXHAUST
231	HEAT EXCHANGER (AIR COOLED MODELS)
232	HEAT CONTROL BOX
233	J-TUBE
234	MOUNTING FOR HEAT EXCHANGER
235	HEATER HOSE
241	FLEX PIPE WITH INTERLOCK INNER LINER
242	FLEX PIPE WITH BRAIDED INNER LINER
243	FLEX PIPE WITHOUT INNER LINER
244	FLEX PIPE WITH WELDED ENDS
245	FLEX PIPE, OVAL, WITHOUT WELDED ENDS
246	FLEX PIPE - UNIVERSAL
247	CONVELUTED TUBE
248	SPECIAL APPLICATIONS
250	MISCELLANEOUS EXHAUST PARTS

### HEATING AND AIR CONDITIONING

261	BLOWER FOR HEATER
262	RESISTOR FOR BLOWER
263	HEAT EXCHANGER (WATER COOLED MODELS)
264	HEATER VALVE
271	COMPRESSOR
272	CONDENSER
273	EVAPORATOR
274	DRIER
275	PRESSURE SWITCH FOR AIR CONDITION
280	MISCELLANEOUS HEATING PARTS
281	INTERIOR AIR FILTER

### CLUTCH AND TRANSMISSION

301	CLUTCH PRESSURE PLATE
302	CLUTCH DISC
303	CLUTCH RELEASE BEARING
304	CLUTCH SET
305	SLAVE CYLINDER
306	MASTER CYLINDER
307	CLUTCH OPERATING LEVER AND SHAFT
310	MISCELLANEOUS CLUTCH PARTS
311	GEAR BOX COMPLETE
312	GEAR SHIFT HOUSING
313	SYNCHRO RING FOR GEAR BOX
314	BEARING FOR GEAR BOX
315	BUSHING FOR GEAR SHIFT
316	GEAR SHIFT LEVER AND ROD
317	REPAIR KIT FOR GEAR SHIFT

318	FILTER FOR GEAR BOX
319	HYDRAULIC FILTER FOR GEAR BOX
320	GASKET FOR GEAR BOX
321	OIL SEAL FOR GEAR BOX
322	GEAR SHIFT KNOB
323	BOOT FOR GEAR SHIFT KNOB
324	RUBBER MOUNT FOR GEAR BOX
330	MISCELLANEOUS TRANSMISSION PARTS

### FRONT AXLE

400	FRONT AXLE/FRAME HEAD
401	TRACK CONTROL ARM/WISHBONE
402	RUBBER MOUNT, TRACK CONTROL ARM/WISHBONE
403	BALL JOINT
404	CONNECTING LINK
405	STABILIZER AND PARTS
406	GROMMET FOR STABILIZER
410	MISCELLANEOUS TRACK CONTROL ARM/WISHBONE PARTS
411	WHEEL BEARING HOUSING
412	WHEEL BEARING
413	WHEEL BEARING SET
414	WHEEL HUB
415	ROTOR FOR SPEED SENSOR, ABS
420	MISCELLANEOUS WHEEL BEARING PARTS
421	SHOCK ABSORBER
422	COIL SPRING/TORSION SPRING/LEAF SPRING
423	STRUT MOUNT
424	STRUT MOUNT WITH BEARING
425	SPRING SEAT
426	RUBBER STOP FOR SHOCK ABSORBER
427	BOOT FOR SHOCK ABSORBER
430	MISCELLANEOUS SUSPENSION PARTS
431	DRIVE SHAFT/DRIVE SHAFT, COMPLETE
432	CV JOINT, OUTER
433	CV JOINT KIT, OUTER
434	CV JOINT, INNER
435	CV JOINT KIT, INNER
436	AXLE BOOT, OUTER
437	AXLE BOOT, INNER
440	MISCELLANEOUS DRIVE SHAFT PARTS
442	STEERING GEAR
443	STEERING GEAR, POWER STEERING
444	TIE ROD
445	TIE ROD WITHOUT END (AXIAL JOINT)
446	TIE ROD END
447	PROTECTION BOOT/SLEEVE
448	RUBBER MOUNT FOR STEERING GEAR
449	JOINT SHAFT
450	STEERING DAMPER
451	POWER STEERING PUMP
452	OIL TANK FOR POWER STEERING
455	STEERING WHEEL
456	STEERING COLUMN AND PARTS
460	MISCELLANEOUS STEERING PARTS

### REAR AXLE

500	REAR AXLE BEAM
501	RUBBER MOUNT FOR REAR AXLE BEAM
502	TRACK CONTROL ARM/WISHBONE
503	RUBBER MOUNT, TRACK CONTROL ARM/WISHBONE
504	STABILIZER AND PARTS





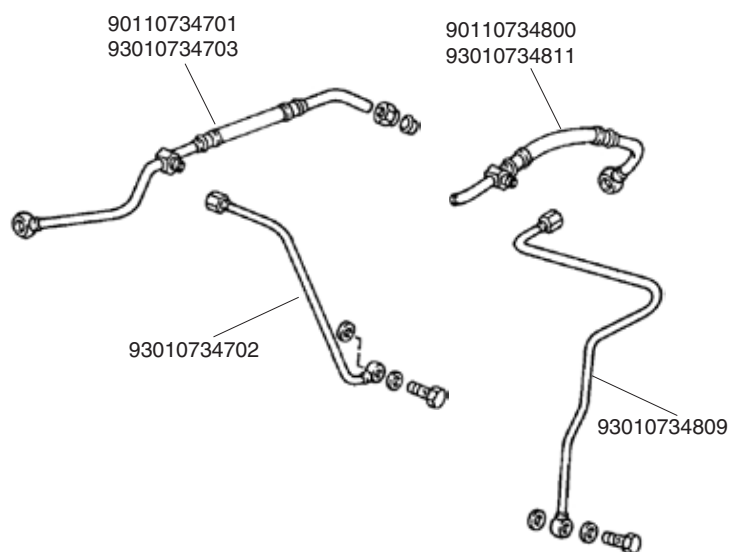








## Cam feed lines



Item no.	Ref. no.	Description	Application
1613700176	90110734701	Oil hose, chain house, left	911, 2.0-3.0, 01/63-07/83 912, 1.6, 01/65-12/69 914/6, 2.0, 11/69-12/73
1613700873	93010734703	Oil pipe, chain house, left	911, 3.2-3.3, 08/83-07/89

Pls. note: You must also replace the oil line (93010734702) with item no. 93010734706 in order to replace the left cam line line on late models.

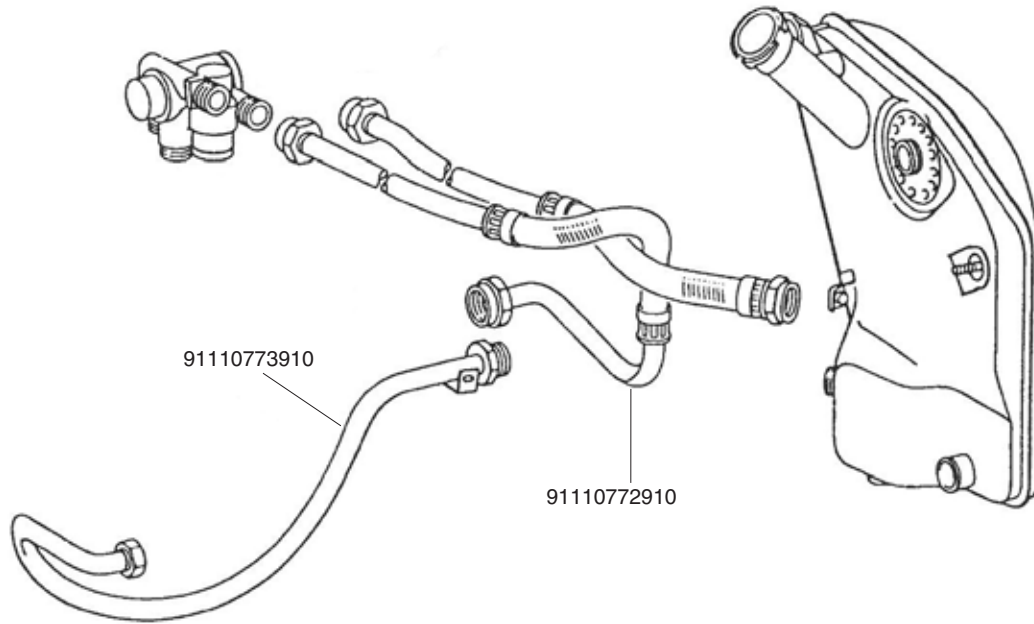
Item no.	Ref. no.	Description	Application
1613700186	90110734800	Oil hose, chain house, right	911, 2.0-3.0, 01/63-07/83 912, 1.6, 01/65-12/69 914/6, 2.0, 11/69-12/73
1613700886	93010734811	Oil pipe, chain house, right	911, 3.2-3.3, 08/83-07/89
1613700773	93010734702	Oil pipe to chain tensioner, left	911, 3.2-3.3, 08/83-07/89

Pls. note: You must use item no. 93010734706 in place of the above line when replacing the left cam line on late models.

Item no.	Ref. no.	Description	Application
1613700786	93010734809	Oil pipe to chain tensioner, left	911, 3.2-3.3, 08/83-07/89 964 Turbo, 3.3, 08/90-07/93



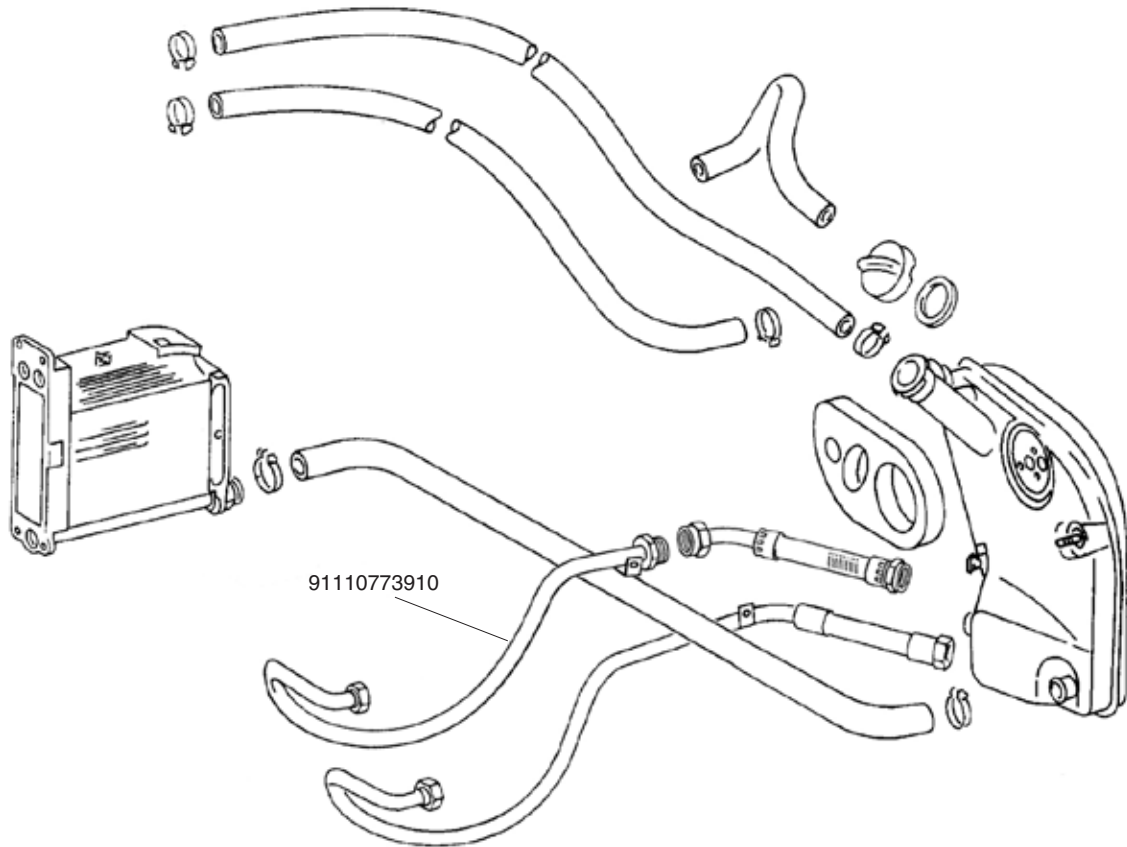
**Oil hoses, pipes and lines, 1974-1983**



Item no.	Ref. no.	Description	Application
1613700500	91110772910	Oil pipe	911, 2.7, 08/73-07/77
1613700600	91110773910	Oil pipe	911, 2.7, 08/73-07/77



**Oil hoses, pipes and lines, 1973-1983**

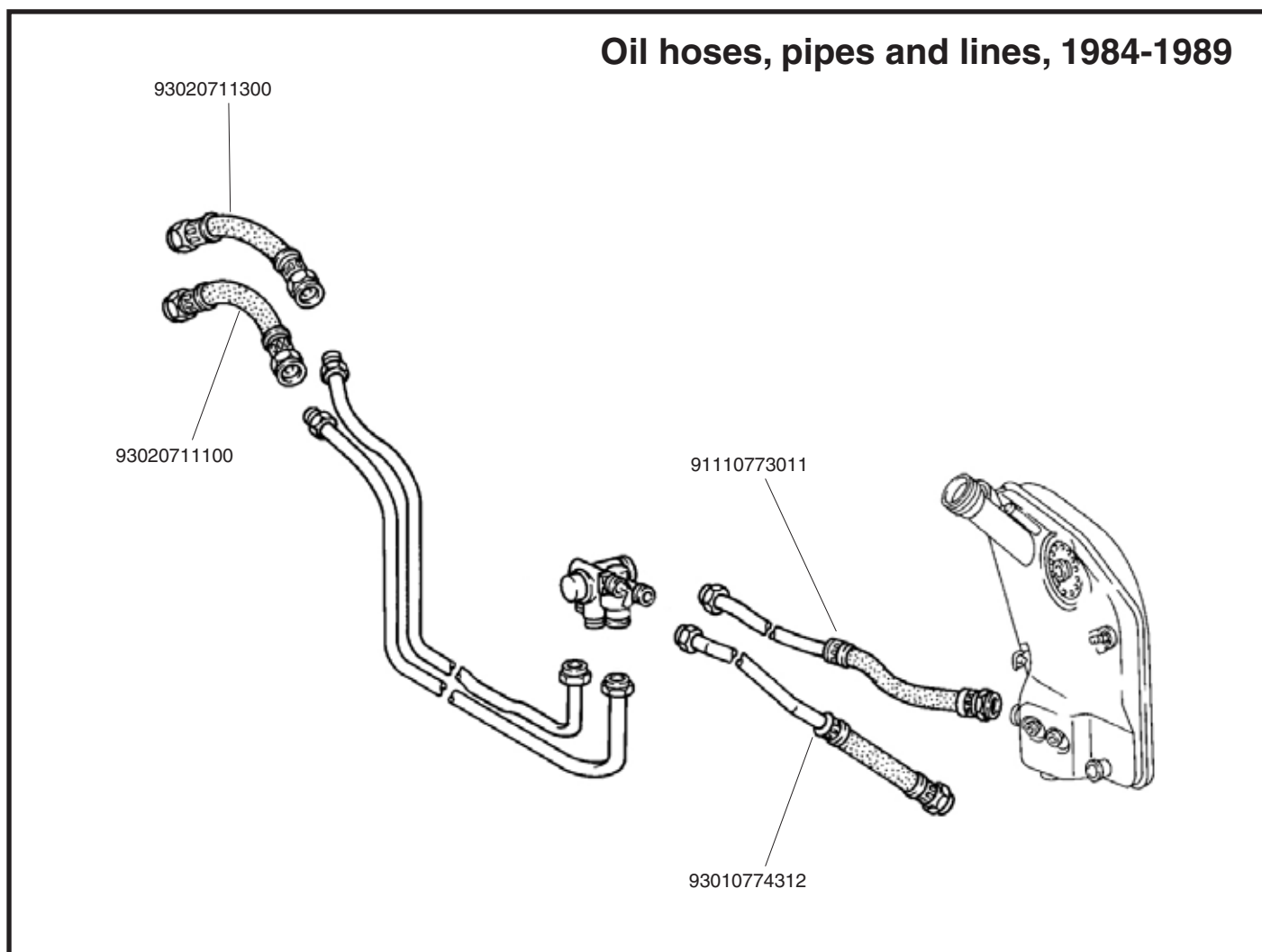


Item no.	Ref. no.	Description	Application
1613700600	91110773910	Oil pipe for system with oil cooler	911, 2.7, 08/73-07/77





### Oil hoses, pipes and lines, 1984-1989












Item no.	Ref. no.	Description	Application
1613701206	91110773011	Oil pipe, oil tank to regulator housing	911, 2.7-3.3, 08/83-07/89
1613701106	93010774312	Oil pipe, engine to regulator housing	911 Turbo, 3.3, 08/83-07/89
1613700406	93020711300	Oil hose (short), for oil cooler	911, 3.0-3.3, 08/79-07/89
1613700206	93020711100	Oil hose (long), for oil cooler	911, 3.0-3.3, 08/79-07/89




Description	Item no.	Application	Engine	Year	Criteria / Information
<p>Sticker, adjustment valve clearance</p>	<b>1601500106</b> <i>For reference:</i> 90100650300	911 914 964	2.0-3.3 1.7-2.0 3.6	01/63-07/89 01/69-02/76 12/88-07/90	Equipment Variant: Adj. valve clearance
<p>Sticker, engine oil level</p>	<b>1601500206</b> <i>For reference:</i> 91100650401	911 911	2.0-2.4 2.4-3.3	01/63-07/69 07/73-07/83	Equipment Variant: Engine oil level Temperature range from [°C]: 60 to temperature range [°C]: 80
<p>Sticker, engine oil level</p>	<b>1601500306</b> <i>For reference:</i> 93000650400 93000650400	911	3.0	08/77-07/80	Equipment Variant: Engine oil level Rated Temperature [°C]: 80
<p>Sticker, engine oil level</p>	<b>1601500406</b> <i>For reference:</i> 93000650402 93000650402	911	3.0-3.3	08/80-07/89	Equipment Variant: Engine oil level Rated Temperature [°C]: 90
<p>Sticker, 6 V for Bosch coil</p>	<b>8101500406</b> <i>For reference:</i> AC853951	356 /A/B/C VW T.1	1.1-2.0 1.2-1.5	01/50-03/68 12/47-07/67	Equipment Variant: Bosch 6 Volt
<p>Sticker, firing order</p>	<b>1601500506</b> <i>For reference:</i> 93000650900 93000650900	911 911 Turbo	3.0-3.3 3.3	08/79-07/83 08/87-07/89	Equipment Variant: Firing order Rotation Direction: Anti-clockwise rotation
<p>Sticker, firing order</p>	<b>1601500606</b> <i>For reference:</i> 93000650901 93000650901	911	3.2	08/83-07/89	Equipment Variant: Firing order Rotation Direction: Clockwise rotation
<p>Sticker, tyre pressure</p>	<b>1601500706</b> <i>For reference:</i> 90100650501	911	2.7-3.3	08/73-07/83	Equipment Variant: Tyre pressure Pressure from [bar]: 2.0 Pressure to [bar]: 2.4
<p>Sticker, firing order</p>	<b>1601500806</b> <i>For reference:</i> 90100650200	911	2.0-2.7	01/63-07/78	Equipment Variant: Firing order



Description	Item no.	Application	Engine	Year	Criteria / Information
 Sticker, tyre pressure	<b>1601500906</b> For reference: 93770112700	911	3.0-3.3	08/83-08/89	Equipment Variant: Tyre pressure Pressure from [bar]: 2.0 Pressure to [bar]: 2.5
 Sticker, tyre pressure	<b>1601501006</b> For reference: 90100650500	911	2.0-2.4	01/63-07/72	Equipment Variant: Tyre pressure Pressure from [bar]: 1.8 Pressure to [bar]: 2.0
 Sticker, Kunstharzlack	<b>1601501106</b> For reference: 90170111105	911	2.0-3.0	01/63-07/80	Equipment Variant: Kunstharzlack
 Sticker, engine oil level	<b>1601501206</b> For reference: 90100650401	911	2.0-2.4	08/69-07/72	Equipment Variant: Engine oil level
 Sticker, ignition point	<b>1601501306</b> For reference: 91100650101	911	2.7-3.0	07/76-07/77	Equipment Variant: Ignition point Equipment Variant: 911, 2.7/3.0 Equipment Variant: 900 rpm, 5 degrees
 Sticker, ignition point	<b>1601501406</b> For reference: 91100650100	911	2.4-2.7	08/73-07/75	Equipment Variant: Ignition point Equipment Variant: 911/911S, 2.7 Equipment Variant: 900 rpm, 5 degrees
 Sticker, ignition point	<b>1601501506</b> For reference: 90100650900	911 T	2.0-2.2	06/67-07/71	Equipment Variant: Ignition point Equipment Variant: 911T Equipment Variant: 6000 rpm, 35 degrees
 Sticker, ignition point	<b>1601501606</b> For reference: 90100651001	911 E/S	2.0-2.2	08/69-07/71	Equipment Variant: Ignition point Equipment Variant: 911S/911E Equipment Variant: 6000 rpm, 30 degrees
 Sticker, ignition point	<b>1601501706</b> For reference: 90100651000	911	2.0-2.2	01/63-07/68	Equipment Variant: Ignition point Equipment Variant: 911S/911L Equipment Variant: 6000 rpm, 30 degrees
 Main bearing set, standard size	<b>1610500113</b> For reference: 91110190100	911 914/6	2.0-2.7 2.0	01/63-06/77 11/69-12/73	Standard Size [STD]:





Description	Item no.	Application	Engine	Year	Criteria / Information
 <p>Bushing set for connecting rod, KS</p>	<b>8110850112</b> <i>For reference:</i> 105041002 021105431A	914 914/4 VW T.2	1.8 2.0 1.7-2.0	08/73-02/76 01/72-12/75 08/71-12/82	Quantity: 4 Quantity Unit: Kit Standard Size [STD]:
 <p>Bushing set for connecting rod, MAHLE</p>	<b>8110850117</b> <i>For reference:</i> 105041002 021105431A	914 914/4 VW T.2	1.8 2.0 1.7-2.0	08/73-02/76 01/72-12/75 08/71-12/82	Quantity: 4 Quantity Unit: Kit Standard Size [STD]:
 <p>Rubber seal for push rod tube, 21.3x3.5 mm</p>	<b>8111001506</b> <i>For reference:</i> 109041003 021109345A	914 VW T.2 VW T.2 VW T.2 (T25)	1.7-1.8 1.7-1.8 2.0 2.0	01/69-02/76 08/71-07/75 08/75-07/79 05/79-12/82	Thickness [mm]: 3.5 Inner Diameter [mm]: 21.3
 <p>Rubber seal for push rod tube, 25.1 mm, Germany</p>	<b>8111001603</b> <i>For reference:</i> 109041004OE 021109349A 021109349B	914 VW T.2 VW T.2 VW T.2 (T25)	1.7-1.8 1.7-1.8 2.0 2.0	01/69-02/76 08/71-07/75 08/75-07/79 05/79-12/82	Inner Diameter [mm]: 25.1 Quality: German
 <p>Rubber seal for push rod tube, 25.1 mm</p>	<b>8111001606</b> <i>For reference:</i> 109041004 021109349A 021109349B	914 VW T.2 VW T.2 VW T.2	1.7-1.8 1.7-1.8 2.0 2.0	01/69-02/76 08/71-07/75 05/79-12/82 08/75-07/79	Inner Diameter [mm]: 25.1
 <p>Camshaft chain lid gasket, left</p>	<b>1611250172</b> <i>For reference:</i> 90110519102	Porsche 911	2.0	01/63-07/67	Fitting Position: Left
 <p>Camshaft chain lid gasket, right</p>	<b>1611250182</b> <i>For reference:</i> 90110519202	Porsche 911	2.0	01/63-07/67	Fitting Position: Right



Description	Item no.	Application	Engine	Year	Criteria / Information
 <p>Camshaft bearing set, standard size, KS</p>	<b>8111250312</b> <i>For reference:</i> 198041020 021198541	914/4 VW T.2	1.7-2.0 1.7-2.0	01/69-02/76 08/71-12/82	Standard Size [STD]:
 <p>Camshaft bearing set, standard size, MAHLE</p>	<b>8111250317</b> <i>For reference:</i> 021198541	914/4 VW T.2	1.7-2.0 1.7-2.0	01/69-02/76 08/71-12/82	Standard Size [STD]:
 <p>Washer for valve cover, 6.4 x 14,0 x 3,0 mm</p>	<b>1611350200</b> <i>For reference:</i> 99902519330 99902519330	964 993	3.6 3.6-3.8	12/88-06/94 10/93-09/97	Outer Diameter [mm]: 14 Inner Diameter [mm]: 6.4 Thickness [mm]: 3
 <p>Valve guide, inlet, 8 mm</p>	<b>8111351103</b> <i>For reference:</i> 101041001 021101403A	914 VW T.2 VW T.2 VW T.4	1.7-1.8 1.7-1.8 2.0 1.7-1.8	01/69-02/76 08/71-07/75 08/75-12/82 07/68-03/75	Valve Type: for inlet valves Inner Diameter [mm]: 8
 <p>Seal for valve stem</p>	<b>1111352900</b> <i>For reference:</i> 109066020 0000534558 0000534658 0000534758 036109675 036109675A 0636533 0642533 095640 11341461679 11342245151 7700109840 8200496321 90410741 90411541 99610511552	996 997 Boxster Boxster Cayenne Cayman Panamera	3.4-3.6 3.6-3.8 2.7-3.2 2.7-3.4 3.2-4.8 3.4-3.6 4.8	09/97-08/05 08/05-12/12 08/99-12/04 11/04-12/11 10/03-09/10 11/05-12/12 09/09-	Valve stem diameter [mm]: 6
 <p>Cam follower, hydraulic</p>	<b>1411400100</b> <i>For reference:</i> 8811321748884 11321748881 11321748884 99610504150	Boxster	2.5 2.7	09/96-12/04	Operating Mode: Hydraulic Outer Diameter [mm]: 33 Thickness [mm]: 24








Description	Item no.	Application	Engine	Year	Criteria / Information
 <p>Cam follower for valve/camshaft, solid (non-hydraulic), Germany</p>	<b>8111400200</b> <i>For reference:</i> 109041001OE 021109309G	914/4 VW T.2	1.7-2.0 1.7-2.0	08/69-07/76 08/71-07/79	Operating Mode: Mechanical Quality: German
 <p>Cam follower for valve/camshaft, solid (non-hydraulic)</p>	<b>8111400206</b> <i>For reference:</i> 109041001 021109309G	914/4 VW T.2	1.7-2.0 1.7-2.0	08/69-07/76 08/71-07/79	Operating Mode: Mechanical
 <p>Push rod tube</p>	<b>1611600200</b> <i>For reference:</i> 61610523100 61610523100 PCG10523100	356 /A/B/C 912	1.3-1.6 1.6	08/50-12/65 01/65-02/70	
 <p>Pushrod tube, galvanized, length 208 mm</p>	<b>8111600200</b> <i>For reference:</i> 109041002 021109335 021109335C	914/4 VW T.2 VW T.2 VW T.2 (T25)	1.7-1.8 1.7-1.8 2.0 2.0	01/69-02/76 08/71-07/75 08/75-07/79 05/79-12/82	Surface: Galvanized Length [mm]: 208
 <p>Cover for camshaft housing, upper</p>	<b>1612000106</b> <i>For reference:</i> 90110511503	911 914/6 964 Turbo	2.0-3.3 2.0 3.3	08/67-07/89 11/69-12/73 08/90-09/93	Fitting Position: Upper
 <p>Picture not available</p> <p>Oil trap, crankcase breather</p>	<b>1612000200</b> <i>For reference:</i> 99610702301 99610702302 99610702303 99610702304	Porsche Boxster (986)	2.5-3.2	09/96-12/04	
 <p>Toothed timing belt kit with tensioner, T=121, L=1152.5 mm, W=18 mm</p>	<b>1112100610</b> <i>For reference:</i> 109086002 056109119A 056198119 6K0198002	Golf/Jetta Golf/Jetta Porsche 924	1.5-1.6 1.8 (DX) 2.0	02/74-07/83 08/82-07/83 11/75-08/89	Length [mm]: 1153 Width [mm]: 18 Number of Teeth: 121 Pulleys contained: 1
 <p>Tensioner Pulley, timing belt</p>	<b>1112207000</b> <i>For reference:</i> 057109243M 059109243N 059109243P 99510524300	Cayenne Cayenne (955)	3.0TDI 3.0TDI	06/10- 02/09-09/10	Outer Diameter [mm]: 67 Width [mm]: 28











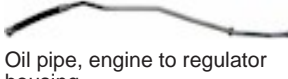




Description	Item no.	Application	Engine	Year	Criteria / Information
 <p>Spacer sleeve for tightener</p>	<b>1612650100</b> <i>For reference:</i> 93010551300 93010551300	911 914/6	2.0-3.3 2.0	01/63-07/89 11/69-12/73	Equipment Variant: Spacer sleeve
 <p>Oil tank (not for oil flap model)</p>	<b>1612900100</b> <i>For reference:</i> 592009 91110700115 91110700116	911	2.0-2.2	01/63-12/71	Equipment Variant: Oil tank
 <p>Oil tank</p>	<b>1612900200</b> <i>For reference:</i> 592010 91110700630 93010700630	911	2.7-3.0	08/73-07/77	Equipment Variant: Oil tank
 <p>Oil tank</p>	<b>1612900300</b> <i>For reference:</i> 592012 91110700620 91110700622 91110700626	911	3.0-3.2	08/77-07/89	Equipment Variant: Oil tank
 <p>Oil tank</p>	<b>1612900400</b> <i>For reference:</i> 592013 93010700603 93010700604	911 Turbo	3.3	09/77-07/89	Equipment Variant: Oil tank
 <p>Oil level sender for oil tank</p>	<b>1612950100</b> <i>For reference:</i> 90164154100	911	2.0-2.7	01/63-07/73	Equipment Variant: For oil tank Vehicle Equipment: For vehicles with oil level sensor
 <p>Oil level sender for oil tank</p>	<b>1612950200</b> <i>For reference:</i> 90164154102 91164154101 91164154102	911	2.4-3.3	08/73-07/89	Equipment Variant: For oil tank Vehicle Equipment: For vehicles with oil level sensor
 <p>Gasket between oil tank, oil filter and inner rear wing</p>	<b>1612950300</b> <i>For reference:</i> 91110719203	911	2.7-3.3	08/73-07/89	Equipment Variant: For oil tank



Description	Item no.	Application	Engine	Year	Criteria / Information
 <p>Gasket between oil tank, oil filter and inner rear wing</p>	<b>1612950400</b> <i>For reference:</i> 90110729100	Porsche 911 Porsche 912 Porsche 914/6	2.0-2.2 1.6 2.0	01/63-07/70 01/65-02/70 11/69-12/73	Equipment Variant: Oil tank/inner wing Fitting Position: Rear
 <p>Seal for oil cooler</p>	<b>8113550300</b> <i>For reference:</i> 117041002 021117151 021117151A	914 Golf Cabrio Golf/Jetta VW T.1 VW T.2 VW T.2 (T25)	1.7-1.8 1.6-1.8 1.6-1.8 1.2-1.6 1.6-2.0 1.6-2.0	01/69-02/76 01/79-07/93 08/78-02/84 10/65-12/85 08/69-07/79 05/79-12/82	
 <p>Cap, oil filler for oil tank</p>	<b>1613600100</b> <i>For reference:</i> 94410709100 94410709101 94410709104 94410719102	911 924 S 928 944 964 968	3.0-3.3 2.5 4.7-5.4 2.5-3.0 3.3-3.6 3.0	08/77-07/89 09/85-07/88 08/84-11/95 01/85-07/91 12/88-05/94 06/91-11/95	Colour: Yellow
 <p>Cap for oil tank</p>	<b>1613600200</b> <i>For reference:</i> PCG20727100	Porsche 356 B/C Porsche 912	1.6 1.6	01/59-12/65 01/65-12/69	Equipment Variant: Cap for oil tank
 <p>Oil hose, chain house, left</p>	<b>1613700176</b> <i>For reference:</i> 90110734701	911 912 914	2.0-3.0 1.6 2.0 6 cyl.	08/65-08/82 01/65-07/68 11/69-12/73	Fitting Position: Left Equipment Variant: For chainhousing
 <p>Oil hose, chain house, right</p>	<b>1613700186</b> <i>For reference:</i> 90110734800	911 912 914	2.0-3.0 1.6 2.0 6 cyl.	08/65-07/83 08/64-07/68 11/69-12/73	Fitting Position: Right Equipment Variant: For chainhousing
 <p>Oil hose, long, for oil cooler</p>	<b>1613700200</b> <i>For reference:</i> 93020711100	911	3.0-3.3	08/79-07/89	Equipment Variant: For oil cooler Equipment Variant: Long
 <p>Oil hose, short, for oil cooler</p>	<b>1613700400</b> <i>For reference:</i> 93020711300	911	3.0-3.3	08/79-07/89	Equipment Variant: For oil cooler Equipment Variant: short
 <p>Oil hose, short, for oil cooler</p>	<b>1613700406</b> <i>For reference:</i> 93020711300 93020711300	911	3.0-3.3	08/79-07/89	Equipment Variant: For oil cooler Equipment Variant: short



Description	Item no.	Application	Engine	Year	Criteria / Information
 Oil pipe	<b>1613700500</b> <i>For reference:</i> 91110772910	911	2.7	08/73-07/77	Specification: from regulator house
 Oil pipe	<b>1613700501</b> <i>For reference:</i> 91110772910	911	2.7	08/73-07/77	Specification: from regulator house Alternatively:
 Oil pipe	<b>1613700600</b> <i>For reference:</i> 91110773910	911	2.7-3.2	08/73-07/89	Specification: from oil tank/cooler
 Oil pipe	<b>1613700601</b> <i>For reference:</i> 91110773910	911	2.7-3.2	08/73-07/89	Specification: from oil tank/cooler Alternatively:
 Oil pipe, chain house, left	<b>1613700871</b> <i>For reference:</i> 93010734703	911	3.2-3.3	08/83-07/89	Fitting Position: Left Equipment Variant: To chain house Alternatively:
 Oil pipe, chain house, right	<b>1613700880</b> <i>For reference:</i> 93010734811	911	3.2-3.3	08/83-07/89	Fitting Position: Right Equipment Variant: To chain house
 Oil pipe, chain house, right	<b>1613700886</b> <i>For reference:</i> 93010734811 93010734811	911	3.2-3.3	08/83-07/89	Fitting Position: Right Equipment Variant: To chain house
 Oil pipe, engine to regulator housing	<b>1613701100</b> <i>For reference:</i> 93010774312	911 Turbo	3.3	08/83-07/89	Equipment Variant: Engine to regulator- Equipment Variant: housing
 Oil pipe, engine to regulator housing	<b>1613701106</b> <i>For reference:</i> 93010774312 93010774312	911 Turbo	3.3	08/83-07/89	Equipment Variant: Engine to regulator- Equipment Variant: housing
 Oil pipe, oil tank to regulator housing	<b>1613701200</b> <i>For reference:</i> 91110773011	911	2.7-3.3	08/73-07/89	Equipment Variant: Oiltank to tank- Equipment Variant: regulator housing
 Oil pipe, one part, original style	<b>1613701300</b> <i>For reference:</i> 90110735101	911 964 993	2.0-3.3 3.3-3.6 3.6-3.8	08/69-07/89 12/88-06/94 10/93-09/97	Specification: from crankcase





Description	Item no.	Application	Engine	Year	Criteria / Information
 <p>Oil return pipe in sections, for easy repair. Comes with o-rings</p>	<b>1613701400</b> <i>For reference:</i> 93010704001 93010704001	911 964 993	3.2-3.3 3.3-3.6 3.6-3.8	08/87-07/89 12/88-06/94 10/93-09/97	Specification: Oil return
 <p>Suction hose, oil cooler</p>	<b>1613701500</b> <i>For reference:</i> 91120731801 91120731802	911	2.4	01/72-12/73	Supplementary Article/Supplementary Info 2: Suction Pipe Heating / Cooling: for vehicles with oil cooler
 <p>Oil hose, oil tank to engine</p>	<b>1613701600</b> <i>For reference:</i> 93010739409	911	3.0	08/79-07/83	Equipment Variant: Engine to oil tank
 <p>Oil hose, oil tank to oil cooler</p>	<b>1613701700</b> <i>For reference:</i> 91110723300	911	2.4-3.2	08/72-07/89	Equipment Variant: Oil tank/Oil cooler
 <p>Picture not available</p> <p>Oil pipe, oil tank to engine</p>	<b>1613701800</b> <i>For reference:</i> 91110772800	Porsche 911	2.7-3.0	08/73-07/74	Equipment Variant: Oil tank-engine
 <p>Picture not available</p> <p>Oil pipe, oil tank to engine</p>	<b>1613701900</b> <i>For reference:</i> 91110774210	Porsche 911	2.7-3.0	08/74-07/77	Equipment Variant: Oil tank-engine
 <p>Picture not available</p> <p>Hose line intake, radiator coil</p>	<b>1613702000</b> <i>For reference:</i> 91120702703 91120702705	Porsche 911 Porsche 911	2.4 2.7 RS	08/71-07/73 08/72-07/73	Fitting Position: Feed pipe to engine



Description	Item no.	Application	Engine	Year	Criteria / Information
 <p>Oil hose connector</p>	<b>1613750100</b> <i>For reference:</i> 93011026704	Porsche 911 Porsche 959 Porsche 964 Porsche 993	3.0-3.2 2.8 3.3-3.6 3.6-3.8	08/79-07/89 01/86-04/91 12/88-06/94 10/93-09/97	Equipment Variant: Oil hose connector
 <p>Oil drain plug, M20x1.5, magnetic</p>	<b>1613800100</b> <i>For reference:</i> 94410719701	911 924S 928 944 959 964 993 996 Turbo	3.0-3.3 2.5 4.5-5.4 2.5-3.0 2.8 3.3-3.6 3.6-3.8 3.6	08/77-07/89 08/85-07/88 09/77-07/88 06/81-07/91 01/86-04/91 12/88-06/94 10/93-09/97 06/00-08/05	Thread Size: M20x1.5
 <p>Water Pump</p>	<b>1114111600</b> <i>For reference:</i> 059121005T 059121005TV 059121008A 059121008J 059121008JX 95810603330	Porsche Cayenne Porsche Panamera	3.0D 3.0D	06/10-08/11-	
 <p>Radiator hose</p>	<b>1614300100</b> <i>For reference:</i> 99610674104 99610674106 99610674110	996	3.4	09/97-09/01	Transmission Type: Manual Transmission, 6-speed
 <p>Engine fan cover, carbon look</p>	<b>1615000100</b> <i>For reference:</i> EQ106202	964	3.3-3.6	12/88-09/93	Equipment Variant: Engine fan cover Equipment Variant: Carbon look
 <p>Fuel pump, electrical</p>	<b>1615200100</b> <i>For reference:</i> 92860810401 92860810402 94460810200 94460810201 94460810203 94460810204 94460810205 94460810206	911 Carrera 924 S 928 928 944 968	3.2 2.5 4.7 5.0 2.5 3.0	08/83-07/89 09/85-07/88 08/83-07/86 08/86-07/91 06/81-07/88 08/91-11/95	Operating Mode: Electric Pressure [bar]: 7.6







Description	Item no.	Application	Engine	Year	Criteria / Information
 <p>Fuel pump, electrical</p>	<b>1615200300</b> <i>For reference:</i> 91160810202	911 911 Turbo 924 928 964 Turbo	3.0 3.3 2.0-2.5 4.5-5.4 3.3-3.6	08/79-07/89 09/77-07/89 08/80-08/89 08/79-11/95 08/90-09/93	Operating Mode: Electric
 <p>Fuel pump</p>	<b>1115203300</b> <i>For reference:</i> 906215001 043906091 0815004 0815005 145059 251906091 311906091D 4429209 44606460 547166 6001008001 7700582695 7700687710 7700722393 7700855358 7701062086 815004 815005 82350177 90020493 91538806 92309490635	914 VW T.2 VW T.2 (T25)	2.0 1.8-2.0 1.8-2.1	08/74-12/75 08/74-07/79 05/79-07/92	Operating Mode: Electric Pressure [bar]: 3
 <p>Hose for fuel filler neck, rubber</p>	<b>1615650400</b> <i>For reference:</i> 91120151500	Porsche 911 Porsche 912	2.0-3.3 1.6	01/63-07/89 01/65-02/70	Equipment Variant: For filler neck
 <p>Fuel tank overflow hose for filler neck, Ø 20 mm, L = 600 mm</p>	<b>1615650500</b> <i>For reference:</i> 96420115300	Porsche 911 Porsche 912 Porsche 964 Porsche 993	2.0-3.3 1.6 3.3-3.6 3.6-3.8	01/63-07/89 01/65-02/70 12/88-06/94 10/93-09/97	Equipment Variant: Overflow hose Diameter [mm]: 20 Length [mm]: 600
 <p>Fuel bleeder expansion tank, black</p>	<b>1615650600</b> <i>For reference:</i> 90120106222	Porsche 911 Porsche 912	2.0-2.4 1.6	08/68-07/73 08/68-02/70	Equipment Variant: Bleeder exp. tank Colour: Black




Description	Item no.	Application	Engine	Year	Criteria / Information
 <p>Fuel filler neck sleeve, rubber</p>	<b>1615650700</b> <i>For reference:</i> 90120159120 90120159121	Porsche 911 Porsche 912	2.0-3.3 1.6	01/63-07/89 01/65-02/70	Equipment Variant: Sleeve for neck Material: Elastomer
 <p>Air ram pipe, carbon look</p>	<b>1616000100</b> <i>For reference:</i> EQ106200	964	3.3-3.6	12/88-06/94	Material: Carbon Fibre
 <p>Cooling air pipe, carbon look</p>	<b>1616000200</b> <i>For reference:</i> EQ106201	964	3.3-3.6	12/88-06/94	Specification: For fan Material: Carbon Fibre
 <p>Intake manifold</p>	<b>1616000300</b> <i>For reference:</i> 99311071250	993	3.6	08/93-07/97	
 <p>Pressure regulator</p>	<b>1116003000</b> <i>For reference:</i> 133067003 037133035C 037133035H	914 VW T.1 Mexico	2.0 1.6	01/72-12/75 10/92-07/03	Operating Mode: Hydraulic Pressure [bar]: 3






Description	Item no.	Application	Engine	Year	Criteria / Information
 <p>Rubber mount, engine support</p>	<b>1617900200</b> <i>For reference:</i> 95137504204	944 968	2.5S 2.5 Turbo 3.0	08/85-07/91 06/91-11/95	
 <p>Picture not available</p> <p>Transmission/engine mount, square, 8 pcs. needed per vehicle</p>	<b>1617900300</b> <i>For reference:</i> 90230549200 90230549201	Porsche 912	1.6	01/65-02/70	Required quantity: 8 Shape: Square
 <p>Picture is only for illustrative purpose</p> <p>V-Belt</p>	<b>3318000100</b> <i>For reference:</i> 0069972492 105E8620A 118E8620A 1752177300 2733E8620A 4045907 4146147 4153107 4156930 4253056 5000131716 574090 574911 575030 575036 575044 575051 575060 6958518 7554502 7753009502 79EF8620CA 91031186 9350050180 958300 958345 966894 DF39118 EA03231005 EA03231006 EA03231007 GCB50765 SE021040210A SE02104021DA XE021040210A	Mercedes Ponton (W120)	1.8D	07/53-07/59	Width [mm]: 10 Length [mm]: 750
 <p>Picture is only for illustrative purpose</p> <p>V-belt, 13x950 mm</p>	<b>1118000300</b> <i>For reference:</i> 260098001ALT 0009975892 0029971192 0039971492 0059971192 0069977092 0089974292 0089974892 0197810934 0197810944 0211795023 029018381B 046260849B 050418381B 060418381B 068260849 068260849A 068260849B 068260849G 11720G3610	Golf Cabrio a/c Golf/Jetta a/c Jetta a/c Jetta a/c Mercedes SL (R107) Porsche 928 Scirocco a/c	1.6-1.8 1.5-1.6D TD 1.6 (EG) 1.8 (DX) 4.2 5.0 5.0-5.4 1.5-1.8	08/82-04/93 08/76-07/83 08/78-07/82 08/82-02/84 01/86-08/89 08/86-11/95 08/80-07/92	Length [mm]: 950 Width [mm]: 13






Description	Item no.	Application	Engine	Year	Criteria / Information
	<b>1118000300</b> 119209C600 2106737602 2106737603 227618381A 2312733020 2312733100 38920PC6003 38920PC6004 3933965 60548814 6189780 73036GA140 7700632624 7700745599 839718381A 88EF6C301AC 8941464550 8941464950 8941675900 8942228791 8942292691 8942323100 8942353950 8944118600 90910020003 9091602237 9091602301 9091602372 9765243000 977134A010 977731 9932200930 9932200950 9932209940 9952210934 9952210938 9952210942 9952210951 9952210958 99919230650 AM0618381A B61115908 B61115908A C147231 D41015907 F85218381 F8A618381 FE8218381 FEDK18381 HJ820002A MB167066 MB272653 MB813382 MB946672 MD011764 MD025522 MR360148 SE021039310A XM348620DA				
 V-Belt	<b>1218000400</b> For reference: 0029975792 034903137 055131615A 0950362 12686814 128012 13H5373 13H8339 156218381 1706825 17068254 1752176000 1752178000 1752178100 232913715 32411268681 32411276314 32421706825 32421717011 4224377 4313390 4464043 4467845 4478580 5430452 5430452C 5494188 5930833	Golf Porsche 356 /A/B/C Scirocco	1.5-1.6 1.5-1.6 1.5-1.6	04/74-02/84 01/50-12/65 02/74-07/80	Width [mm]: 10 Length [mm]: 825




Description	Item no.	Application	Engine	Year	Criteria / Information
	<b>1218000400</b> 5956599 60513650 60547821 6104232 7119990151 75492093 75524245 7581316 7581317 7604702 7700545221 7700546002 7700546003 7700646222 7700683283 7701349028 7701349038 82018381 821F6C301AC 821F6C301AA 821M6C301AA 82404105 82404106 8339921 90156794 90156974 91140570 95493868 95493869 95494186 95494188 96182007 9932150821 99919200650 ADU4236 C29849 GCB10825 GFB104 GFB10825 GFB183 GFB195 GFB252 GFB60825 AAU3577				
 V-Belt	<b>1318001300</b> For reference: 0019978792 0029979792 0089977692 1119276 1172022J10 13H1733 13H1840 1719095 211707023 30405T 387418381 5000659558 5000788123 5000793150 574527 7753012508 814189 9091602044 9091602045 950848 958493 967114 967144 973490 99919214650 99919233550 99919236350 A0019978792 A0029979792 A0089977692 C37891 C37891CIGFB220 EAC1323 GFB128 GFB21075 GFB243 GFB264 N24915906B PN1215909				Width [mm]: 13 Length [mm]: 1075





Description	Item no.	Application	Engine	Year	Criteria / Information
 V-Belt	<b>1318001400</b> For reference: 0019979492 0029975492 0059971392 0079974992 1161683 13H2659 13H848 2129277 23223143 3252729 38920PC3661 73036GA150 814190 90019201350 90019202750 950849 958539 966391 98419528 98435378 A0019979492 A0029975492 A0059971392 A0079974992 GFB123 RF0118381 SE0818381				Width [mm]: 13 Length [mm]: 1100
 V-Belt	<b>1318001500</b> For reference: 0019977692 0029978792 0039972692 0039975792 0039975992 0039977492 0039978692 11750Y4015 422602 4708482 4726466 4816716 4854694 5000049619 5000666711 5000686548 5000785325 6169928 6169929 70TF8620DA 7753012511 814194 87TF8A615A1A 87TF8A615A2A 8835135 8854515 9089511800 9091602107 9091602196 9344623 950853 952255 958543 966393 966394 969991 969992 98435377 9933211205 9933261205 9952211192 99919217350 99919225550 A0019977692 A0029978792 A0039972692 A0039975792 A0039975992 A0039977492 A0039978692 C23344				Width [mm]: 13 Length [mm]: 1200
 V-belt, 10x875 mm	<b>1118001600</b> For reference: 903098007ALT 0009975992 0019974592 0029978492 0059978392	Golf/Jetta Mercedes Heckflosse (W110) Mercedes Ponton (W121) Porsche 928 Porsche 928 VW T.2 (T25)	1.5-1.6D 1.9 2.0  1.9 4.5 4.7 1.7D	08/76-07/83 04/61-08/65  06/59-12/91 09/77-08/82 09/79-07/83 08/84-07/92	Width [mm]: 10 Length [mm]: 875








Description	Item no.	Application	Engine	Year	Criteria / Information	
	<b>1118001600</b> 053121039A 054903137D 059903137 059903137B 068903137A 068903137B 068903137M 068913137L 0950350 0950353 0950354 0950355 0950356 0950358 0950360 107037 107037B 108017 11720D0101 11720D2000 11720D2005 11720D3300 11720D3301 11720D3310 11720R7410 11720V5500 11720V5501 11720V5510 11720W4405 119001020700 12311254121 12311268675 12318602025 1854712 2521121000 3009003 31110679004 31110679014 56992PE0003 56992PE0004 575026 60517424 6107712 6146161 72HF8620BA 7546910 8339939 83HF6C301AA 84HF6C301BA 90006259 9004832024 90088832 90169081 90183426 91142246 950350 950353 950354 950355 950356 950358 950360 9932100870 9933100870 9933100880 9933110870 9933110880 9952100870 9952110873 9952110880 9990155 99919213550 C36122 GFB10875 GFB273 AAU8072					
 <p>Picture is only for illustrative purpose</p> <p>V-belt, 10x965 mm</p>	<b>1118001700</b> <i>For reference:</i> 903098009 0009977392 0029979592 0039976892 0049978092 0069971892 021903137A 068903137D 068903137T 068903137AA 11511706710	Mercedes /8 (W114) Mercedes /8 (W115) Mercedes /8 Coupe (W114) Mercedes Coupe (C123) Mercedes Kombi Estate (S123) Mercedes Saloon (W123) Mercedes SL (R107) Mercedes SL Coupe (C107) Porsche 914 VW T.2	2.8 2.4D 2.8 2.3 2.3 2.4D 2.5 2.0 2.3 2.4D 2.5 3.0D 2.8 5.0 2.8 1.7-2.0 1.7-2.0	06/72-11/76 08/73-01/77 06/72-02/77 05/77-04/80 09/77-12/85 03/79-12/85 08/74-12/85 08/74-09/81 01/69-02/76 08/71-07/79	Length [mm]: 965 Width [mm]: 10	





Description	Item no.	Application	Engine	Year	Criteria / Information
	<b>1118001700</b> 12311254885 12311288475 1340718 1340735 1340753 575014 90169079 90410387				
 Picture is only for illustrative purpose V-belt, 10x950 mm	<b>1118002200</b> For reference: 903046003 00029971092 0009976892 0023223086 0069972592 0211794513 0211794516 0211795013 026903137C 049903137 049903137A 049903137B 049903137C 049903137D 050903137 050903137A 056903137 0950366 11064889 11231266125 1214758 12311284317 12321284317 1237471 1340680 1340706 1340707 1854703 2N2316 5000612768 5013543 575017 6U0903137A 7701349590 83EF8620AA 8818425 90169083 901690837D 943095009 94333098 946095009 950366 9990161 99919223650 99919224150 A0009976892 A0023223086 A0069972592 A850X8620BCA DM2316	Golf/Jetta Mercedes Cabriolet (W111) Mercedes Coupe (W111) Mercedes SL Coupe (C107) Porsche 911 Porsche 924 Porsche 944 Porsche 968	1.5-1.8 3.5  3.5 3.5  2.7-3.0 2.5 2.5 2.7 3.0 3.0	02/74-02/84 01/69-12/71  01/69-12/71 01/72-02/76  08/72-06/80 10/81-07/88 06/81-07/91 06/91-11/95	Length [mm]: 950 Width [mm]: 10
 Picture is only for illustrative purpose V-Belt	<b>1118004400</b> For reference: 026145271B 068145271C 068903137AC 069903137AC 0950363 1576983 4011251100 4011251102 6090670 78EF8620EA 79EF8620C 809110030 8942322871 8942322872 9004832040 9004832051 9004832052 9004832063 90194098 9136712940 950363 9932150761 99919234350 99919237250				Width [mm]: 10 Length [mm]: 762




Description	Item no.	Application	Engine	Year	Criteria / Information
 <p>V-Belt, 13 x 1050</p>	<b>1118005100</b> <i>For reference:</i> 0211704023 0211704523 0211705523 034260849C 055260849B 069145271 07119990175 0711999175 074145271F 11231315137 11231706668 11231706788 11231716201 11720G8000 11950V5201 11950V5212 11950V6100 12311256920 12311258400 12311260531 12311260569 195322710300 4503473 60513237 7617214 7720922 7720923 7763320 851915906 856215906 9008092016 9091602209 9091602211 9091602235 9932201045 9933201040 9933201055 9933211040 99919211750 99919216150 J9091602209 J9933201040 N32615909 RF0515980	Golf Porsche 928	1.5-1.6 4.5-5.0	08/77-07/83 09/77-07/91	Length [mm]: 1050 Width [mm]: 13
 <p>V-Belt</p>	<b>1118005200</b> <i>For reference:</i> 0029976892 0029979092 0039970692 0039976992 0049978492 0049979992 025260849B 1172069T01 13H480 215356 255272916 2706E8620 3459977192 5134215 544262 568082 6096292 6166102 6182476 723F8620AAA 73036GA130 7753012567 795088 814192 86EF6C301AA 88EF6C301CA 960468 966846 98434569 98466077 98466498 9932201155 9952211159 99919225450				Width [mm]: 13 Length [mm]: 1150
 <p>V-Belt</p>	<b>1118005700</b> <i>For reference:</i> 0000308392 0059979692 101565435 1168303 11720060	VW T.3	1.5-1.6	04/61-07/73	Width [mm]: 10 Length [mm]: 1050




Description	Item no.	Application	Engine	Year	Criteria / Information
	<b>1118005700</b> 11720080 117200800 1172073000 1172078000 11720B1100 11720B1101 1340674 13H3726 13H6869 13H7975 201403 20454400 2106773000 311903137 38763671003 400332 4547446 4640604 4645914 4646108 4764805 5136710710 524200 56992PH7003 574930 575072 5948450 5948451 70TN8620PA 718F8620AAA 7701017999 942105009 950813 958312 960289 99919215450 99919217750 ADU9401 ERC8938 GFB11044 GFB165 GFB246 GFB258 GFB61038				
 V-Belt	<b>1118006100</b> <i>For reference:</i> 032418381A 035903137C 13014900 1430423 1854706 1854718 32418381 347100 36942N 409224 4164623 4181524 522066100 56992PM3003 574912 575037 6104676 82EF6C301AA 831118381A 84AB6C301BA 9004832002 9004832041 9004832045 9004832061 90215247 9952110789 99919234550 AHU2177 HB03231000				Width [mm]: 10 Length [mm]: 788
 V-Belt	<b>1118006200</b> <i>For reference:</i> 053121039 0950351 101947 1019471B 11072021 1172021000 1172023100 11720N9710 128001 1315083 1340007	Porsche 924	2.0	11/75-08/89	Length [mm]: 887 Width [mm]: 10






Description	Item no.	Application	Engine	Year	Criteria / Information
	<b>1118006200</b> 1340687 1340696 1340704 13H3820 13H4366 13H4583 13H8309 1502521 1718953 17189584 175713715 1854704 1854711 26181A 301201A 32421706750 419250 419407 4470182 460481 50885 513907 56092PE0003 56992PE0003 574046 574919 5990576 5990790 6146160 7056787 715F8620ABA 715F8620AGA 715F8A615ABA 7609093 7813076000 85HF6C301AA 86TF6C301CA 90006263 90091742 90183427 90410386 91001745 91007299 9292426 950351 950807 960182 960282 976411 9932100885 9933100880 9952110885 9952110887 9952110889 9960524 99919220050 B30318381 B30318381A B60118381 B60118381A C37139 GFB127 GFB176 GFB182 GFB196 GFB223				
 V-Belt	<b>1118006300</b> <i>For reference:</i> 0029973592 0039973592 0039976892 0069973092 0069979292 0079971892 0079972692 028903137 028903137E 035145271G 11211258120 11311268697 1172077701 1172077702 11720H7210 11720N9510 11720N9520 11721H7200 1175745 12311260568 12311268697				Width [mm]: 10 Length [mm]: 975







Description	Item no.	Application	Engine	Year	Criteria / Information
	<b>1118006300</b> 12686984 13129774 1340668 1340712 1638510 2106710600 2237477 23223157 31110689003 31110PA6660 31110PA6911 31110PA6912 38763PA6003 38763PA6004 4028501 4028502 407601 409105 4606270 4610482 5000182327 5000786661 5000788120 5000788662 574926 6070707 6161559 6161560 6376168 7180686 7511728 7700640354 7753009509 79TF6C301DA 838492 8384927 85HF6C301J1A 85HF6C301J2A 86TF6C301BA 8763PA6003 90006265 9001920050 90019200550 90169520 9091602119 9091602132 9091602281 9323510 9341314 958309 958354 966912 966968 973540 973541 9932100975 9932150975 9952110969 DX231213A DX2316D GFB10975 GFB136 GFB145 GFB262 MD041704 N33213813A TRC2801 V81EB8A615A				
 V-belt, 13x1000 mm	<b>1118006400</b> For reference: 0009975492 0019972692 0029971992 0039975092 0059975392 0059976892 0069974692 007753012505 0089973992 0197810994 035145271F 035145271P 060518381 068260849C 1172017S00 1172017S10 11720V0706 11720V0708 1195011M03	Mercedes SL (R107) Mercedes SL Coupe (C107) Porsche 928	4.5 4.5 5.0 4.7-5.4	10/72-10/80 01/73-02/80 01/85-11/95	Length [mm]: 1000 Width [mm]: 13










Description	Item no.	Application	Engine	Year	Criteria / Information
	<b>1118006400</b> 1195011M10 1646286 21066R8300 3815689 8558921 9091602133 9091602169 9091602183 91078589 950845 958490 985490 9933200985 9933211000 99919228650 A0009975492 A0019972692 A0029971992 A0039975092 A0059975392 A0059976892 A0069974692 A007753012505 A0089973992 E93A8620B FE4618381 MD070584 MD071350 MD083704 MD095193 MD100349 MD102970 V87VB6C301BA WL1115908 XM3419D621AB				
 V-Belt	<b>1118006500</b> <i>For reference:</i> 0009977092 0029973892 0059976992 0069971092 0069974392 0069979792 0079970392 0079971692 0099976892 0099976992 035145271C 035145271E 055260849C 055260849E 11720W3411 12311254886 13H3348 1402165 2419105 2710E2890A 4732571 4732574 6069433 6166103 6182475 7119990174 7617214 7700585501 7700691465 7700699438 7753012506 77DB2890AA 814187 86EF6C301BA 88EF6C301BA 8941417210 8942185740 8942274180 8944529040 93891628 94141721 952248 98463584 98465794 98465898 9990174 99919212750 FE8118381 FEB118351 FEB118381 JF0118381A MD120557				Width [mm]: 13 Length [mm]: 1025







Description	Item no.	Application	Engine	Year	Criteria / Information	
 V-Belt	<b>1118007100</b> <i>For reference:</i> 0009975192 0019974092 0019976092 0049973692 0069970592 0069976992 0119973192 030518381A 11718AA020 11720V0702 11720V0703 11720V0710 11920C6000 1312977 13H4646 197811004 2312736000 231296 2417875 2419104 394323100 6822603801 73036GA120 7753012504 809113020 8942323100 9086109800 9087109705 9091602144 958489 967107 973489 979631 98437996 98465813 9932200960 9932200980 9952210960 9952210964 9952210976 9952210980 99919212850 EAC3878 MB553792 MD185963 N32615908 SE02103931 SE021039310A					Width [mm]: 13 Length [mm]: 975
 V-Belt	<b>1118007500</b> <i>For reference:</i> 068903137AM 068903137AP 1631113 19201350 21083701720 222022 3701720 4503472 4511850 575073 6158759 7302819 7610476 7700621031 7700704698 809110150 809110330 85EF8620AB 85EF8620BA 85EF8620AA 91536338 950805 99919201350 99919217650 GFB10725 GFB260	Porsche 911 Porsche 911 (964)	2.0-3.3 3.3 Turbo	08/68-11/90 08/90-09/93	Length [mm]: 713 Width [mm]: 10	
 V-Ribbed Belts	<b>1618100100</b> <i>For reference:</i> 99919220450	Porsche 924 Porsche 944	2.5 2.5	09/85-07/88 06/81-07/87	Length [mm]: 737 Number of Ribs: 5	
 V-Ribbed Belts	<b>1618100200</b> <i>For reference:</i> 09111472 09112042 11287534703 4403472	Porsche 928	5.0-5.4	08/86-11/95	Number of Ribs: 6 Length [mm]: 875	





Description	Item no.	Application	Engine	Year	Criteria / Information
	<b>1618100200</b> 4404042 5750FN 5750QQ 5750QR 7700743548 7701064334 9652250580 99919234750				
 V-Ribbed Belts	<b>1618100300</b> <i>For reference:</i> 99919228550 99919229150	Porsche 924 Porsche 944 Porsche 968	2.5 2.5-3.0 3.0	09/85-07/88 06/81-07/91 06/91-11/95	Length [mm]: 1000 Number of Ribs: 6
 V-Ribbed Belts	<b>1618100400</b> <i>For reference:</i> 1172067A00 11720D4201 11920D4201 5750C3 5750GC 5750H9 5750LC 5750PV 5750TP 5750WN 96144504 99919228250	Porsche 944 Porsche 968	2.5-3.0 3.0	06/81-07/91 06/91-11/95	Number of Ribs: 6 Length [mm]: 725
 Ribbed v-belt, 14.24x865 mm	<b>1418100500</b> <i>For reference:</i> 11287512762 11287512971 5750V0 7007791 9091602354 9184008603 9643903780 9936400860 9936420860 9936430860 9936470860 9936480860 99919221450 BP4W15907A V94BF6C301BA	928 928 (221 kW) 928 (228 kW)	4.5 4.7 4.7	01/82-08/82 01/82-07/83 08/83-12/83	Length [mm]: 865 Number of Ribs: 4
 V-Ribbed Belts	<b>1618100500</b> <i>For reference:</i> 5750S1 7700743548 99919234750	Porsche 928	5.0-5.4	08/86-11/95	Length [mm]: 870 Number of Ribs: 6
 Ribbed v-belt, 21.36x1555 mm	<b>1118101400</b> <i>For reference:</i> 044903137G 11281437929 11281703561 11281726689 7700271648	Porsche 964 Turbo	3.3-3.6	08/90-09/93	Number of Ribs: 6
 V-Ribbed Belts	<b>1318101500</b> <i>For reference:</i> 0089978892 0129971092 0129971192 06E903137AA 1854733 53012002 97130560 99919237950 A0089978892 A0129971092 A0129971192 L33615909 L33615909A L33615909B L3B615909 L51015909B	Porsche 996 Porsche 997	3.6 GT2/Turbo 3.6 GT2/Turbo	06/00-08/05 03/06-12/12	
 V-Ribbed Belts	<b>1118103000</b> <i>For reference:</i> 074260849AC 074260849T 1120198 1854708 1S7Q6C301AA 90285678				Length [mm]: 2225 Number of Ribs: 6




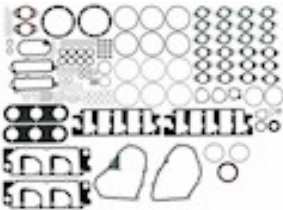




Description	Item no.	Application	Engine	Year	Criteria / Information
 <p>Picture is only for illustrative purposes</p> <p>V-Ribbed Belts</p>	<b>1418103100</b> <i>For reference:</i> 11281435280 9091602219 9091602295 9091602296 9091602355 9091602356 9091602358 9936501000 9936502295 9936551000 99919220650 99919220750 F80715907 F80715907A GFB91002				Length [mm]: 1000 Number of Ribs: 5
 <p>Picture is only for illustrative purposes</p> <p>Ribbed v-belt, 21.36x1548 mm</p>	<b>1118104300</b> <i>For reference:</i> 5675 036145933H 11287525418 11287529741 11287539831 11287542864 11287802186 7700271648 7700272741 7700851954	Porsche 911 Turbo	3.3	09/86-11/90	
 <p>Picture is only for illustrative purposes</p> <p>V-Ribbed Belts</p>	<b>1518104300</b> <i>For reference:</i> 0019933796 1011616 1079383 1340261 51758365 51758366 55200253 55215813 55215814 6340620 6340665 6340675 6460878 6606513 6606514 6613362 6613363 7064725 71753868 71754493 7700738783 91TF6C301A1D 91TF6C301A2D 91TX6C301A1D 92TF6C301B1A 92TF6C301B2A 93181196 93184450 93190605 93192015 94WF6C301A1B 98FF6C301CD 99919253650 A0019933796 GFB101415 GMB61415 PQS10045EVA V90HF6C301AA				Number of Ribs: 6 Length [mm]: 1413
 <p>Picture is only for illustrative purposes</p> <p>V-Ribbed Belts</p>	<b>1318105200</b> <i>For reference:</i> 0099971692 0109975892 0109978192 0119970592 0119974792 059903137AG 06E903137A 06E903137J 1159970392 1559970392 252122F300 252122F310 530010314 53012002 55563222 5590344 A009971692 A0109975892				Number of Ribs: 6 Length [mm]: 2413






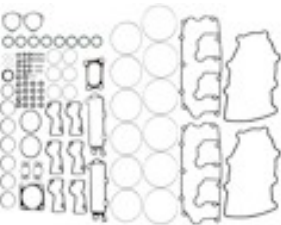



Description	Item no.	Application	Engine	Year	Criteria / Information
	<b>1318105200</b> A0109978192 A0119970592 A0119974792 A1159970392 A1559970392				
 <p>Picture is only for illustrative purposes</p> <p>V-Ribbed Belts</p>	<b>1118106000</b> <i>For reference:</i> 045903137B 045903137E 31110PLAE01 31110PLAE02 7700300348 7701064330 9004831046 99919226650 99919226950	928	4.7-5.4	08/83-11/95	Length [mm]: 858 Number of Ribs: 6
 <p>Picture is only for illustrative purposes</p> <p>V-Ribbed Belts</p>	<b>1118108800</b> <i>For reference:</i> 0109978992 059903137AC 059903137R 077903137H 252123C100 252123C200 53006870 53010269 95510293400	Cayenne Cayenne (955)	3.0D 3.0TDI	06/10- 02/09-09/10	Length [mm]: 2478 Number of Ribs: 6
 <p>Picture is only for illustrative purposes</p> <p>V-Ribbed Belts</p>	<b>1118111900</b> <i>For reference:</i> 0119974892 1324207 2D0145933A 2M5V6C301AA 4404004 99610215164 99610215166	Porsche 996 Porsche 997 Porsche Boxster (986) Porsche Boxster (987)	3.4-3.6 3.6-3.8 2.5-3.2 2.7-3.4	09/97-08/05 07/04-12/08 09/96-12/04 11/04-12/09	Number of Ribs: 6 Length [mm]: 2115
 <p>Tensioner Pulley, v-ribbed belt</p>	<b>1118305800</b> <i>For reference:</i> 022145276A 95510227600	Cayenne (955) Cayenne (955)	3.2 3.6	10/03-09/07 02/07-09/10	Outer Diameter [mm]: 60 Width [mm]: 28
 <p>Picture not available</p> <p>Housing, oil filter</p>	<b>1118506500</b> <i>For reference:</i> 06E115405A 06E115405C 06E115405K				
 <p>Cover for oil strainer, with hole and plug</p>	<b>1618550206</b> <i>For reference:</i> 93010190200 93010190200	911 912	2.0-3.3 1.6	01/63-07/83 01/65-02/70	Supplementary Article/Supplementary Info 2: with screw
 <p>Oil strainer gasket set, 3 pcs. w/o cover for oil strainer)</p>	<b>8118550316</b> <i>For reference:</i> 198041003 021198031B	914 VW T.2	1.7-1.8 1.7-2.0	01/69-02/76 08/67-07/79	Multi-piece: Three-piece Supplementary Article/Supplementary Info 2: without cover



Description	Item no.	Application	Engine	Year	Criteria / Information
 <p>Pop up valve for air filter</p>	<b>1618650106</b> <i>For reference:</i> 91111090699	911	2.7-3.3	08/73-07/83	Operating Mode: Mechanical Valve Type: Overrun Air Valve
 <p>Gasket set for crankcase</p>	<b>1618900112</b> <i>For reference:</i> 61610190100 61610190100 61610190101	356 /A/B/C 912	1.5-1.6 1.6	01/50-12/65 01/65-02/70	Supplementary Article/Supplementary Info: with crankshaft seal
 <p>Engine gasket set</p>	<b>1618900212</b> <i>For reference:</i> 91110090300	911 Targa 911 Targa	2.2T 2.3T	01/70-12/72 08/71-12/73	Supplementary Article/Supplementary Info: with crankshaft seal Supplementary Article/Supplementary Info: with valve stem seals
 <p>Engine gasket set</p>	<b>1618900312</b> <i>For reference:</i> 91110090500	911 911 Targa	2.2E/S 2.3	09/69-12/72 08/71-12/73	Supplementary Article/Supplementary Info: with crankshaft seal Supplementary Article/Supplementary Info: with valve stem seals Supplementary Article/Supplementary Info 2: with cylinder sleeve ring
 <p>Engine gasket set, REINZ</p>	<b>8118900412</b> <i>For reference:</i> 198041001 021198009A 021198009B 021198009D	914 VW T.2 VW T.4	1.7 1.7 1.7	01/69-12/73 08/71-12/73 08/71-12/73	
 <p>Engine gasket set</p>	<b>1618900512</b> <i>For reference:</i> 93010090703 93010090203 93010090703	911 SC	3.0	07/77-06/80	Supplementary Article/Supplementary Info: with valve stem seals Supplementary Article/Supplementary Info 2: with cylinder sleeve ring



Description	Item no.	Application	Engine	Year	Criteria / Information
 <p>Engine gasket set, REINZ</p>	<b>8118900512</b> <i>For reference:</i> 198049001 029105245B 029198009 029198009A	914 VW T.2 VW T.4	1.8 1.8-2.0 1.8	08/73-02/76 11/73-07/79 07/73-03/75	
 <p>Gasket set for crankcase</p>	<b>1618900612</b> <i>For reference:</i> 93010090104 93010090104	911/911C2/911C 964 C/C2 993 C/C2	3.0-3.2 3.6 3.6-3.8	08/77-07/89 12/88-06/94 10/93-09/97	Supplementary Article/Supplementary Info: with crankshaft seal
 <p>Engine gasket set</p>	<b>1618900712</b> <i>For reference:</i> 93010090704 93010090704	911	3.2	08/83-07/89	Supplementary Article/Supplementary Info: with valve stem seals Supplementary Article/Supplementary Info 2: with cylinder sleeve ring
 <p>Engine gasket set</p>	<b>1618900812</b> <i>For reference:</i> 039198009	914/4	2.0	01/72-12/75	Supplementary Article/Supplementary Info 2: with cylinder sleeve ring Supplementary Article/Supplementary Info: with rocker cover gasket
 <p>Cylinder head gasket set</p>	<b>1619000112</b> <i>For reference:</i> 61610018400 61610018400 61610018401 61610018402 61610018403	356 /A/B/C 912	1.5-1.6 1.6	01/50-12/65 01/65-02/70	Supplementary Article/Supplementary Info: with valve stem seals
 <p>Cylinder head gasket set</p>	<b>1619000212</b> <i>For reference:</i> 96410090200 96410090200	964	3.6	12/88-06/94	Supplementary Article/Supplementary Info: with valve stem seals
 <p>Valve cover gasket</p>	<b>8119200106</b> <i>For reference:</i> 101041003 021101481	914 VW T.2 VW T.2	1.7-1.8 1.7-1.8 2.0	01/69-02/76 08/71-07/75 07/75-12/82	





Description	Item no.	Application	Engine	Year	Criteria / Information
 <p>Valve cover gasket set</p>	<b>1619200210</b> For reference: 96410590200 96410590200	964	3.6	12/88-06/94	
 <p>Valve cover gasket, upper</p>	<b>1619200400</b> For reference: 93010519404 93010519400 93010519402 93010519404	911 914/6 964 Turbo	2.0-3.3 2.0 3.3	01/63-07/89 11/69-12/73 08/90-09/93	Fitting Position: Upper
 <p>Valve cover gasket (rubber/cork mixture)</p>	<b>1619200900</b> For reference: 61610495100	356 /A/B/C 912	1.1-1.6 1.6	01/50-12/65 01/65-02/70	Material: Cork Material: Elastomer
 <p>Valve cover gasket, lower</p>	<b>1619201000</b> For reference: 90110519504 93010519501 93010519502 93010519505 93010519506 93010519507	911 914/6 964 Turbo	2.0-3.3 2.0 3.3	01/63-07/89 11/69-12/73 08/90-09/93	Fitting Position: Lower
 <p>Oil seal for crankshaft</p>	<b>1619500100</b> For reference: 99911301250	356 /A/B 356 A/B/C 912	1.3-1.5 1.6 1.6	01/54-12/61 01/55-12/65 01/65-02/70	Fitting Position: Timing End
 <p>Flywheel oil seal, 70x92x12 mm, CLASSIC</p>	<b>8119500100</b> For reference: 105049001 021105245B 029105245 029105245B	914 VW T.2 VW T.2 (T25)	1.7-1.8 1.7-2.0 1.9-2.1	01/69-02/76 08/71-07/79 05/79-07/92	Fitting Position: Transmission End Inner Diameter [mm]: 70 Outer Diameter [mm]: 92 Thickness [mm]: 12
 <p>Flywheel oil seal, 70x92x12 mm, original quality, Germany</p>	<b>8119500102</b> For reference: 105049001OE 021105245B 029105245 029105245B	914 VW T.2	1.7-1.8 1.7-2.1	01/69-02/76 08/71-07/92	Fitting Position: Transmission End Inner Diameter [mm]: 70 Outer Diameter [mm]: 92 Thickness [mm]: 12
 <p>Oil seal, 35x48x10</p>	<b>1119500200</b> For reference: 103068021 038103085 038103085B 038103085E 1100691 95510108500	Universal			Inner Diameter [mm]: 35 Outer Diameter [mm]: 48 Width [mm]: 10 Material: PTFE





Description	Item no.	Application	Engine	Year	Criteria / Information
 <p>Oil seal for crankshaft/pulley, 38x60x7.5 mm</p>	<b>8119500500</b> <i>For reference:</i> 105041001 021105247A 021105247B 051421 051452 12180345 7903087019 7903087040 7910247576 9606816980 9614194980	914 VW T.2 VW T.4	1.7-2.0 1.7-2.0 1.7-1.8	01/69-12/73 08/71-12/82 07/68-07/74	Fitting Position: Timing End Inner Diameter [mm]: 38 Outer Diameter [mm]: 60 Thickness [mm]: 7.5 Dust Cover: with dust lip
 <p>Gasket for chain housing</p>	<b>1619600302</b> <i>For reference:</i> 93010519306 93010519300 93010519305 93010519306	911 964 Turbo	2.0-3.3 3.3	08/67-07/89 08/90-09/93	
 <p>Gasket for oil strainer</p>	<b>1619600406</b> <i>For reference:</i> 93010139101 93010139101	911 914/6	2.7-3.0 2.0	08/73-07/83 11/69-12/73	
 <p>Gasket, intake manifold housing</p>	<b>1119607900</b> <i>For reference:</i> 03C129717A 95811014700	356 356 911	1.3S 1.5 2.3S	01/50-12/55 01/50-12/55 08/71-08/73	
 <p>Bushing for throttle linkage</p>	<b>1670150100</b> <i>For reference:</i> 90142322700	911	2.0-3.3	01/63-07/89	
 <p>Set ignition points, economy version</p>	<b>8191400610</b> <i>For reference:</i> 998089001ALT 0409980634 059998051B 311998063 311998063B 3319980631 409980634 92360292100	914 924 Golf/Jetta Golf/Jetta Scirocco VW T.1 VW T.2	2.0 2.0 1.5-1.6 (51-63 kW) 1.6 (81 kW) 1.5-1.6 1.2-1.6 1.6	07/73-12/75 01/76-07/79 02/74-02/84 06/76-07/80 02/74-07/83 08/67-12/85 08/70-07/79	
 <p>Set ignition points, BOSCH</p>	<b>8191400612</b> <i>For reference:</i> 998089001 0409980634 059998051B 311998063 311998063B 3319980631 92360292100	914 924 Golf/Jetta Golf/Jetta Scirocco VW T.1 VW T.2	2.0 2.0 1.5-1.6 (51-63 kW) 1.6 (81 kW) 1.5-1.6 1.2-1.6 1.6	07/73-12/75 01/76-07/79 02/74-02/84 06/76-07/80 02/74-07/83 08/67-12/85 08/70-07/79	






Description	Item no.	Application	Engine	Year	Criteria / Information
 <p>Set ignition points, DODUCU</p>	<b>8191400617</b> <i>For reference:</i> 0409980634 059998051B 311998063 311998063B 3319980631 92360292100	914 924 Golf/Jetta Golf/Jetta Scirocco VW T.1 VW T.2	2.0 2.0 1.5-1.6 (51-63 kW) 1.6 (81 kW) 1.5-1.6 1.2-1.6 1.6	07/73-12/75 01/76-07/79 02/74-02/84 06/76-07/80 02/74-07/83 08/67-12/85 08/70-07/79	
 <p>Spark plug, long thread (can be used on cylinder head 043101355CKUL), BERU</p>	<b>8191700302</b> <i>For reference:</i> W8CC 000057005 000057006 000057007 101000009AA 101000012AA N..0178111 N..01781117 N..01781119 N..01781124 N..01781130 N..01781170 N..0178118 N..0178121 N..01781215 N..01781222 N..01781225 N..0178131 N..01781314 N..01781315 N..0178133 Z..057004 Z..057008 Z..057037 Z..057057 Z..057059 Z..057065	914 VW T.2 VW T.2 (T25)	1.7-2.0 1.7-2.0 1.6-2.1	01/69-02/76 08/71-07/79 05/79-07/92	Port Type: SAE/M4 Thread Size: M 14x1.25 Spanner Size: 21 mm
 <p>Sender unit, oil pressure</p>	<b>1693500100</b> <i>For reference:</i> 90174155101 90174155102	911	2.0-2.3	01/63-07/73	
 <p>Oil pressure switch, 0.3-0.55 Bar</p>	<b>1293500200</b> <i>For reference:</i> 881252506 08945466 1252506 3240239 3248349 8954566 98660620302	Boxster (986) Boxster (987) Cayman	2.5-3.2 2.7-3.4 2.7-3.4	09/96-12/04 11/04-12/11 11/05-12/09	



Description	Item no.	Application	Engine	Year	Criteria / Information
 <p>Sender unit, oil pressure</p>	<b>1693500200</b> <i>For reference:</i> 91160611101	911	3.0	07/77-10/83	
 <p>Sender unit, oil pressure</p>	<b>1693500300</b> <i>For reference:</i> 91160613500	911	3.2-3.3	08/83-08/89	
 <p>Sender unit, oil pressure</p>	<b>1693500400</b> <i>For reference:</i> 92860620301	924 928 944 964 968 993 Turbo	2.5 4.5-5.0 2.5-3.0 3.3-3.6 3.0 3.6	09/85-07/87 09/77-07/88 06/81-07/91 12/88-06/94 06/91-11/95 03/95-09/97	
 <p>Sender unit, oil pressure</p>	<b>1693500500</b> <i>For reference:</i> 91160611100	911	2.7	08/72-01/79	
 <p>Oil pressure switch, 0.55-0.85 Bar</p>	<b>1193500800</b> <i>For reference:</i> 919068001ALT 038919081 038919081C 038919081D 038919081H 038919081K 1108808 1206977 1461875 1M219278AA 6M219278AA 94860620300 MN980250 MN980277	VW/Audi/Porsche Universal			Thread Size: M 10x1,0 Spanner Size: 22 mm Number of ports: 1 Colour Coding: Brown



Description	Item no.	Application	Engine	Year	Criteria / Information
 <p>Oil pressure switch, 1.20-1.60 Bar</p>	<b>1193501200</b> <i>For reference:</i> 919100001 06A919081A 06A919081D 06A919081E 06A919081F 06A919081J 1094739 1428055 1M219278BA 95560609100 95560609101 95VW9278EA	Cayenne (955)	3.2-3.6	02/07-09/10	Thread Size: M10x1 Spanner Size: 24 Number of ports: 1
 <p>Picture not available</p> <p>Sensor, engine oil level</p>	<b>1193600200</b> <i>For reference:</i> 06E907660 94860615000				Number of ports: 3 Plug Type: Blade Terminal
 <p>Picture not available</p> <p>Sensor, engine oil level</p>	<b>1193600300</b> <i>For reference:</i> 1J0907660C 1J0907660F 94860614000				Number of Poles: 3 Connector Shape: D-Shape




# Transmission



Description	Item no.	Application	Engine	Year	Criteria / Information
 <p>Rubber mount, engine/gearbox support</p>	<b>1617900100</b> <i>For reference:</i> 91137504300 91137504300	911 912 959	2.0-3.3 1.6 2.8	01/63-07/89 01/65-02/70 01/86-04/91	Fitting Position: Rear
 <p>Rubber mount, engine/gearbox support, Heavy Duty</p>	<b>1617900101</b> <i>For reference:</i> 91137504300	911 912 959	2.0-3.3 1.6 2.8	01/63-07/89 01/65-02/70 01/86-04/91	Fitting Position: Rear Reinforced Version: Bolt Ø [mm]: 12 Thread Pitch [mm]: 1.5 Bolt length [mm]: 75
 <p>Picture not available</p> <p>Transmission/engine mount, square, 8 pcs. needed per vehicle</p>	<b>1617900300</b> <i>For reference:</i> 90230549200 90230549201	Porsche 912	1.6	01/65-02/70	Required quantity: 8 Shape: Square
 <p>Clutch release bearing</p>	<b>1130300200</b> <i>For reference:</i> 141030001 012141165A 012141165B 012141165C 012141165D 012141165E 013141165 013141165C 01E141165 01E141165A 01E141165B 3C117548AA 4412070 6164967	Boxster (986) Boxster (987) Cayman	2.5-2.7 2.7-3.4 2.7-3.4	09/96-12/04 11/04-12/11 07/06-	
 <p>Clutch release bearing</p>	<b>1130300900</b> <i>For reference:</i> 141128001 013141165C 088141165 088141165A 088141165B 088141165C 091141165 091141165A 091141165B 091141165D 113141165A 113141165B 113141165C 113141165D 93011340100	924 VW T.1 VW T.1 VW T.2 VW T.2 VW T.2 VW T.3	2.0 1.2 1.3-1.6 1.6 1.7-1.8 1.8-2.1 1.5-1.6	11/75-08/89 01/72-12/85 08/70-12/79 08/70-07/79 08/71-07/74 05/75-07/92 08/70-07/73	Transmission Type: Manual Transmission, 4-speed
 <p>Picture not available</p> <p>Clutch kit, 225 mm, without clutch release bearing, 915 gearbox. Use release bearing 91511608280</p>	<b>1630400310</b> <i>For reference:</i> 915116001KIT 91511600127 91511601122	Porsche 911	2.4-3.2	08/71-07/86	Diameter [mm]: 225 Number of Teeth: 20 Supplementary Article/Supplementary Info 2: without releaser Article number of recommended accessories: 91511608280
 <p>Clutch hose</p>	<b>1631000100</b> <i>For reference:</i> 477721189 477721189A	924 944 (not Turbo)	2.0-2.5 2.5-3.0	11/75-08/89 06/81-07/91	
 <p>Clutch hose</p>	<b>1631000200</b> <i>For reference:</i> 96442347700	964 993	3.3-3.6 3.6-3.8	12/88-06/94 10/93-09/97	Length [mm]: 300





Description	Item no.	Application	Engine	Year	Criteria / Information
 <p>Ball socket for gearshift lever</p>	<b>1631500100</b> <i>For reference:</i> 91142413900	911 man. 914 man.	2.0-3.3 1.7-2.0	01/63-07/89 01/69-02/76	Joint Type: Ball Joint Transmission Type: Manual Transmission
 <p>Hydraulic filter, gearbox</p>	<b>1331900100</b> <i>For reference:</i> 881262770295 1262770295 A1262770295	Mercedes Coupe (C123) aut. Mercedes Kombi Estate (S123) aut. Mercedes Saloon (W123) aut. Mercedes SL (R107) aut. Mercedes SL Coupe (C107) aut. Porsche 928	2.3 2.8 3.0TD 2.0 2.3 2.4D 2.8 3.0D 3.0TD 2.0 2.0D 2.3 2.4D 2.5 2.8 3.0D 3.0TD 2.8 3.0 3.8 4.2 3.8 4.7-5.4	03/77-12/85 09/77-12/85 02/76-12/85 08/74-08/89 07/80-08/81 09/82-11/95	Length [mm]: 184 Width [mm]: 164 Height [mm]: 21
 <p>Gasket set for gearbox</p>	<b>1632000112</b> <i>For reference:</i> 91530091100 91530091100 91530091101	911 (not turbo)	2.7-3.2	08/72-07/89	
 <p>Oil seal for main drive shaft</p>	<b>8132100100</b> <i>For reference:</i> 311201001 111307113 1133111131 1133111132 113311113A 113311113B	356 /A/B/C 911 914 VW T.1 VW T.2 VW T.2 VW T.2 (T25) VW T.3	1.1-1.6 2.0 1.7-2.0 1.2-1.6 1.2-1.6 1.6-2.0 1.6-2.1 1.5-1.6	01/50-12/65 01/63-08/67 01/69-12/75 08/60-12/85 08/60-07/67 08/67-07/79 05/79-07/92 04/61-07/73	Inner Diameter [mm]: 22.2 Outer Diameter [mm]: 40
 <p>Seal for gearbox, automatic</p>	<b>1332100200</b> <i>For reference:</i> 881402710080 1402710080 A1402710080	Porsche 996	3.4-3.6	05/01-08/05	Transmission Type: Automatic Transmission, 5-speed
 <p>Rubber mount, gearbox, rear, left</p>	<b>1632400170</b> <i>For reference:</i> 51920095	356 /A/B/C	1.1-1.6	01/50-12/65	Fitting Position: Left Rear



Description	Item no.	Application	Engine	Year	Criteria / Information
 <p>Rubber mount, gearbox, rear, right</p>	<b>1632400180</b> <i>For reference:</i> 51920096	356 /A/B/C	1.1-1.6	01/50-12/65	Fitting Position: Right Rear
 <p>Rubber mount, gearbox</p>	<b>1632400200</b> <i>For reference:</i> 91437502500	914	1.7-2.0	01/69-02/76	
 <p>Picture not available</p> <p>Transmission carrier with rubber mounts</p>	<b>1632400300</b> <i>For reference:</i> 591059 90137503100	Porsche 911	2.0-2.4	01/63-07/73	Fitting Position: Transmission End Supplementary Article/Supplementary Info: with bush
 <p>Joint Kit, drive shaft</p>	<b>1143502210</b> <i>For reference:</i> 7L0498103 7L0498103A 95534990200 95534990201	Porsche Cayenne Porsche Cayenne	3.0-4.8 (incl. D) 3.0-4.8 (incl. D)	09/02-09/10 10/12-	Fitting Position: Front Axle Left Fitting Position: Front Axle Right Fitting Position: Transmission End Int.teeth, diff.side, conn.to conn.shaft: 28
 <p>Axle boot kit, rear</p>	<b>1653600112</b> <i>For reference:</i> 92333203700	911 (not Turbo)	2.7-3.2	08/74-07/85	Fitting Position: Rear Axle
 <p>Axle boot, rear</p>	<b>8153600206</b> <i>For reference:</i> 501200002 111501153A 111501153B	356 /A/B/C VW T.1	1.1-1.6 1.2-1.6	01/50-12/65 12/47-12/85	Fitting Position: Rear Axle Material: Elastomer











Description	Item no.	Application	Engine	Year	Criteria / Information
 <p>Axle boot kit, rear</p>	<b>8153600310</b> <i>For reference:</i> 598200001 111598021A 111598021AX	356 /A/B/C VW T.1	1.1-1.6 1.2-1.6	01/50-12/65 08/60-12/85	Fitting Position: Rear Axle Fitting Position: Transmission End
 <p>Axle boot, rear</p>	<b>8153700100</b> <i>For reference:</i> 501201001 113501149 113501149X 171407233A 171407283A	914/4 Golf/Jetta VW T.1 1302/03	1.7-2.0 1.5-1.7 (incl. D TD) 1.2-1.6	01/69-02/76 02/74-07/83 08/69-12/79	Fitting Position: Transmission End Material: Elastomer
 <p>Bellow Set, drive shaft</p>	<b>1653700110</b> <i>For reference:</i> 92833229302	Porsche 996 Porsche Boxster (986)	3.4-3.6 2.5-3.2	09/97-08/05 09/96-12/04	Diameter 1/ Diameter 2 [mm]: A=23 / C=55 Length [mm]: 82 Material: Elastomer
 <p>Angle drive for tachometer shaft</p>	<b>1699650100</b> <i>For reference:</i> 91131802900	911	2.0-2.3	01/63-08/73	



# Steering & Suspension









Description	Item no.	Application	Engine	Year	Criteria / Information
 <p>Picture not available</p> <p>Auxiliary support for cars with spring strut</p>	<b>1640000100</b> For reference: 90134101304 91134101310	Porsche 911	2.0-2.4	08/69-07/73	Fitting Position: Front Axle Suspension: for vehicles with front axle stabiliser
 <p>Picture not available</p> <p>Strut for auxiliary support</p>	<b>1640050100</b> For reference: 90134112901	Porsche 911	2.0	01/63-07/67	Fitting Position: Front Axle Rod/Strut: Pressure Rod
 <p>Wishbone, new, front, left</p>	<b>1640100170</b> For reference: 91134190100	911 S/T/E 914/6	2.0-2.4 2.0	08/68-07/73 11/69-12/73	Fitting Position: Left Front Steering arm type: Wishbone (CV)
 <p>Wishbone, new, front, right</p>	<b>1640100180</b> For reference: 91134190200	911 S/T/E 914/6	2.0-2.4 2.0	08/68-07/73 11/69-12/73	Fitting Position: Right Front Steering arm type: Wishbone (CV)
 <p>Wishbone, new, front, left</p>	<b>1640100270</b> For reference: 91134190101	911 (not Turbo)	2.7-3.2	08/73-07/89	Fitting Position: Left Front Steering arm type: Wishbone (CV)
 <p>Wishbone, new, front, right</p>	<b>1640100280</b> For reference: 91134190201	911 (not Turbo)	2.7-3.2	08/73-07/89	Fitting Position: Right Front Steering arm type: Wishbone (CV)
 <p>Wishbone, front, left</p>	<b>1640100370</b> For reference: 96434101706	964	3.3-3.6	12/88-06/94	Fitting Position: Front Axle Left Steering arm type: for wishbone (CV)
 <p>Wishbone, front, right</p>	<b>1640100380</b> For reference: 96434101806	964	3.3-3.6	12/88-06/94	Fitting Position: Front Axle Right Steering arm type: for wishbone (CV)



Description	Item no.	Application	Engine	Year	Criteria / Information
 Wishbone, front, without bushings	<b>1140100400</b> <i>For reference:</i> 407255002 171407153D	924 924S 944 Golf/Jetta	2.0 2.5 2.5 1.1-1.8 (incl. D)	08/81-07/85 09/85-07/88 06/81-07/85 02/74-02/84	Fitting Position: Front Axle left and right Fitting Position: Lower Steering arm type: Control Arm Supplementary Article/Supplementary Info: with bush
 Wishbone, front, left, with bushings, without ball joint	<b>1640100470</b> <i>For reference:</i> 99334101700 99334101702	993	3.6-3.8	10/93-09/97	Fitting Position: Front Axle Left Steering arm type: for wishbone (CV) Supplementary Article/Supplementary Info: with bush Supplementary Article/Supplementary Info 2: without ball joint
 Wishbone, front, right, with bushings, without ball joint	<b>1640100480</b> <i>For reference:</i> 99334101801 99334101802	993	3.6-3.8	10/93-09/97	Fitting Position: Front Axle Right Steering arm type: for wishbone (CV) Supplementary Article/Supplementary Info: with bush Supplementary Article/Supplementary Info 2: without ball joint
 Track control arm, lower, left/right, with ball joint	<b>1640100500</b> <i>For reference:</i> 99634105306 99634105307 99634105314 99634105316 99634105317 99634194100	996	3.4-3.6	09/97-08/05	Steering arm type: Control Arm Supplementary Article/Supplementary Info 2: with ball joint
 Track control arm, lower, front, left/right, with bushing	<b>1640100600</b> <i>For reference:</i> 99734104300	997	3.6-3.8	07/04-12/08	Fitting Position: Front Axle left and right Fitting Position: Lower Steering arm type: Control Arm Supplementary Article/Supplementary Info: with bush
 Track control arm, lower, front, left/right, with ball joint	<b>1640100700</b> <i>For reference:</i> 99734105303	997	3.6-3.8	07/04-12/08	Fitting Position: Front Axle left and right Fitting Position: Lower Steering arm type: Control Arm Supplementary Article/Supplementary Info: with bush Supplementary Article/Supplementary Info 2: with ball joint
 Track control arm, lower, front/rear, left/right, aluminium	<b>1640100800</b> <i>For reference:</i> 99634104306	996	3.4-3.6	09/97-08/05	Fitting Position: Front Axle left and right Fitting Position: Rear Axle left and right Fitting Position: Lower Steering arm type: Control Arm Material: Aluminium
 Wishbone, front, left/right	<b>1640100900</b> <i>For reference:</i> 90134104303	Porsche 911	2.0	01/63-07/67	Fitting Position: Front Axle left and right Steering arm type: Wishbone (CV)





Description	Item no.	Application	Engine	Year	Criteria / Information
 <p>Wishbone, front, left</p>	<b>1640101070</b> For reference: 90134100500	Porsche 911	2.0	08/67-07/68	Fitting Position: Front Axle Left Steering arm type: Wishbone (CV)
 <p>Wishbone, front, right</p>	<b>1640101080</b> For reference: 90134100600	Porsche 911	2.0	08/67-07/68	Fitting Position: Front Axle Right Steering arm type: Wishbone (CV)
 <p>Wishbone, lower, front, left, with ball joint &amp; rubber bushing</p>	<b>1140104770</b> For reference: 7L0407151C 7L0407151D 7L0407151E 7L0407151H 95534101730 95534101732 95534101733	Cayenne (955)	3.2-4.5	09/02-09/10	Fitting Position: Front Axle Left Fitting Position: Lower Steering arm type: Wishbone (CV)
 <p>Wishbone, lower, front, right, with ball joint &amp; rubber bushing</p>	<b>1140104780</b> For reference: 7L0407152C 7L0407152D 7L0407152E 7L0407152H 95534101830 95534101832 95534101833	Cayenne (955)	3.2-4.5	09/02-09/10	Fitting Position: Front Axle Right Fitting Position: Lower Steering arm type: Wishbone (CV)
 <p>Track Control Arm</p>	<b>1140105400</b> For reference: 7L0407021 7L0407021A 7L0407021B 95534102700 95534102701 95534102702	Cayenne (955)	3.2-4.8	09/02-09/10	Fitting Position: Front Axle left and right Fitting Position: Upper Steering arm type: Control Arm
 <p>Track Control Arm</p>	<b>1140109000</b> For reference: 7P0407021 95834105100	Cayenne	3.0-4.8 (incl. D)	06/10-	Fitting Position: Front Axle left and right Fitting Position: Upper Steering arm type: Control Arm



Description	Item no.	Application	Engine	Year	Criteria / Information
 <p>Picture not available</p> <p>Track Control Arm</p>	<b>1140109770</b> <i>For reference:</i> 7L8407151K 7P0407151B 7P0407151C 7P0407151D 7P0407151E 95834105300 95834105301 95834105302 95834105303				Fitting Position: Front Axle Left Fitting Position: Lower Steering arm type: Control Arm
 <p>Picture not available</p> <p>Track Control Arm</p>	<b>1140109780</b> <i>For reference:</i> 7L8407152K 7P0407152B 7P0407152C 7P0407152D 7P0407152E 95834105400 95834105401 95834105402 95834105403				Fitting Position: Front Axle Right Fitting Position: Lower Steering arm type: Control Arm
 <p>Control arm bushing, front</p>	<b>1640200106</b> <i>For reference:</i> 90134142103 90134142103	911	2.0	01/63-07/67	Fitting Position: Front
 <p>Control arm bushing set, front</p>	<b>1640200110</b> <i>For reference:</i> 90134142102 90134142103	911	2.0	01/63-07/67	Fitting Position: Front Axle Quantity Unit: Set
 <p>Rubber mount for wishbone, front, front</p>	<b>1140200500</b> <i>For reference:</i> 407255004 171407182D 171407182E	924 Golf Cabrio Golf/Jetta	2.0-2.5 1.5-1.8 1.1-1.8 (incl. D)	11/75-08/89 01/79-04/93 02/74-02/84	Fitting Position: Lower Front Axle Fitting Position: Front
 <p>Rubber mount for wishbone, front, rear</p>	<b>1140205700</b> <i>For reference:</i> 7L0407182B 7L0407182C 7L0407182E 95534124203 95534124204	Cayenne (955)	3.2-4.8 (incl.D)	09/02-09/10	Fitting Position: Front Axle left and right Fitting Position: Rear Fitting Position: Outer



Description	Item no.	Application	Engine	Year	Criteria / Information
 <p>Rubber mount for wishbone, front</p>	<b>1140205800</b> <i>For reference:</i> 7L0407183A 7L8407183 95534158810	Cayenne Cayenne (955)	3.0-4.8 3.0-4.8 (incl. D)	06/10-09/02-09/10	Fitting Position: Front Axle left and right Fitting Position: Front Fitting Position: Lower
 <p>Rubber mount for wishbone, front, lower</p>	<b>1140205900</b> <i>For reference:</i> 7L0412333 7L0412333A 95534324301	Cayenne Cayenne (955)	3.0-4.8 (incl. D) 3.2-4.8	06/10-02/07-09/10	Fitting Position: Front Axle left and right Fitting Position: Lower Fitting Position: Outer Bearing Type: Rubber-metal Bearing
 <p>Control Arm-/Trailing Arm Bush</p>	<b>1140206600</b> <i>For reference:</i> 7L0407182D 7L0407182F 7L0407182G 95534124260 95534124261 95534124262	Porsche Cayenne Porsche Cayenne (955)	3.0-4.8 (incl. D) 3.0-4.8 (incl. D)	06/10-09/02-09/10	Fitting Position: Front Axle Fitting Position: Left and right Fitting Position: Rear Steering arm type: for control arm Bearing Type: Hydro Bearing
 <p>Control Arm-/Trailing Arm Bush</p>	<b>1140208000</b> <i>For reference:</i> 7L0407077 95534102700 95534102701 95534102702	Cayenne (955)	3.0-4.8 (incl. D)	02/07-09/10	Fitting Position: Front Axle left and right Fitting Position: Upper Steering arm type: for control arm Bearing Type: Rubber-metal Bearing



Description	Item no.	Application	Engine	Year	Criteria / Information
 <p>Ball joint, left/right</p>	<b>1640300203</b> <i>For reference:</i> 91134104901	911 912 914	2.0-3.3 1.6 1.7-2.0	01/63-07/89 01/65-02/70 08/71-02/76	Fitting Position: Front Axle left and right Fitting Position: Lower
 <p>Ball joint, left/right</p>	<b>1640300400</b> <i>For reference:</i> 90134104900	Porsche 911	2.0-2.2	08/69-07/71	Fitting Position: Front Axle left and right
 <p>Ball joint for wishbone, 15 mm, front, left/right</p>	<b>1140301500</b> <i>For reference:</i> 407255010 171407365C 171407365D	924 Golf/Scirocco	2.0 1.1-1.6	11/75-12/77 02/74-11/77	Fitting Position: Front Axle Diameter [mm]: 15
 <p>Ball joint for wishbone, 17 mm, front, left/right, with bolts &amp; nuts</p>	<b>1140301600</b> <i>For reference:</i> 407255011 171407365F 171407365G	924 944 Golf/Jetta	2.0-2.5 2.5 1.1-1.8 (incl. D)	08/77-08/89 06/81-01/85 12/77-02/84	Fitting Position: Front Axle left and right Fitting Position: Lower Diameter [mm]: 17
 <p>Connecting link for stabilizer, front/rear, left</p>	<b>1640400170</b> <i>For reference:</i> 99634306902 99634306903 99634306904	Porsche 996 Porsche Boxster (986)	3.4-3.6 2.5-3.2	09/97-08/05 09/96-12/04	Fitting Position: Front Axle Left Fitting Position: Rear Axle Left Rod/Strut: Coupling Rod
 <p>Connecting link for stabilizer, front/rear, right</p>	<b>1640400180</b> <i>For reference:</i> 99634307002 99634307003 99634307004	Porsche 996 Porsche Boxster (986)	3.4-3.6 2.5-3.2	09/97-08/05 09/96-12/04	Fitting Position: Front Axle Right Fitting Position: Rear Axle Right Rod/Strut: Coupling Rod



Description	Item no.	Application	Engine	Year	Criteria / Information
 <p>Connecting link for stabilizer, front, aluminium</p>	<b>1140403400</b> <i>For reference:</i> 7L0411317 95534306900	Cayenne Cayenne (955)	3.2-4.8 3.2-4.8 (incl. D)	06/10- 09/02-09/10	Fitting Position: Front Axle left and right Rod/Strut: Coupling Rod
 <p>Grommet for connecting link</p>	<b>1640450100</b> <i>For reference:</i> 90134378300	911 911 Turbo 914	2.0-2.4 3.0 1.7-2.0	01/63-07/73 01/75-12/77 01/69-02/76	Fitting Position: Front Axle left and right
 <p>Stabilizer mounting plate</p>	<b>1640550100</b> <i>For reference:</i> 90134375401	Porsche 911 Porsche 911 Turbo Porsche 912 Porsche 914	2.0-2.4 3.0 1.6 1.7-2.0	01/63-07/73 01/75-12/77 01/65-02/70 01/69-02/76	Fitting Position: Front Axle left and right
 <p>Block-off cap for stabilizer bar (for models without stabilizer)</p>	<b>1640550200</b> <i>For reference:</i> 90134376500	Porsche 911	2.0-2.4	01/63-07/73	Spring Type: for vehicles without torsion bar suspension
 <p>Grommet for stabilizer, front, Ø15 mm</p>	<b>1640600100</b> <i>For reference:</i> 90134379202	911 914	2.0-2.4 1.7-2.0	01/63-07/73 01/69-02/76	Fitting Position: Front Diameter [mm]: 15



Description	Item no.	Application	Engine	Year	Criteria / Information
 <p>Grommet for stabilizer, front, Ø20 mm</p>	<b>1640600200</b> <i>For reference:</i> 91134379203	911	2.7-3.2	07/73-07/85	Fitting Position: Front Diameter [mm]: 20
 <p>Grommet for stabilizer, front, Ø22 mm</p>	<b>1640600300</b> <i>For reference:</i> 91134388100	Porsche 911	3.2-3.3	08/83-07/89	Fitting Position: Front Diameter [mm]: 22
 <p>Grommet for stabilizer, front, Ø16 mm</p>	<b>1640600400</b> <i>For reference:</i> 91134379202	Porsche 911	2.7	08/73-07/77	Fitting Position: Front Diameter [mm]: 16
 <p>Grommet for stabilizer, front</p>	<b>1140605300</b> <i>For reference:</i> 7L0411313G 95534379261	Cayenne Cayenne	3.2 3.6	10/03-09/07 02/07-09/10	Fitting Position: Front Bearing Type: Rubber-metal Bearing
 <p>Wheel bearing, front, inner</p>	<b>8141200100</b> <i>For reference:</i> 405200005ALT 111405625A 90005300600	356 VW T.1	1.1-1.5 1.2-1.5	01/50-12/55 12/47-07/65	Fitting Position: Front Axle left and right Fitting Position: inner



Description	Item no.	Application	Engine	Year	Criteria / Information
 <p>Wheel bearing, outer</p>	<b>1641200102</b> <i>For reference:</i> 99905304103 99905304101 99905304102 99905304103	964, front 993, front 996, front Boxster (986), front-rear	3.3-3.6 3.6-3.8 3.4-3.6 2.5-3.2	12/88-06/94 10/93-09/97 09/97-08/05 09/96-12/04	Fitting Position: Outer
 <p>Wheel bearing, front, inner</p>	<b>8141200102</b> <i>For reference:</i> 405200005 111405625A 90005300600	356 VW T.1	1.1-1.5 1.2-1.5	01/50-12/55 12/47-07/65	Fitting Position: Front Axle left and right Fitting Position: inner
 <p>Wheel bearing, front, inner</p>	<b>8141200200</b> <i>For reference:</i> 405225002ALT 3114056251 311405625B 311405625C 311405625E 9036829068 91053671004	914/4 924 Golf/Jetta VW T.1	1.7-2.0 2.0 1.1-1.8 (incl. D) 1.2-1.6	01/69-02/76 11/75-08/89 02/74-02/84 08/68-12/85	Fitting Position: Front Axle left and right Fitting Position: inner
 <p>Wheel bearing, front, inner</p>	<b>8141200202</b> <i>For reference:</i> 405225002 1GM405625 3114056251 311405625A 311405625B 311405625C 311405625D 311405625E 311405625F 311405626E	914/4 924 Golf/Jetta VW T.1	1.7-2.0 2.0 1.1-1.8 (incl. D) 1.2-1.6	01/69-02/76 11/75-08/89 02/74-02/84 08/68-12/85	Fitting Position: Front Axle left and right Fitting Position: inner
 <p>Wheel bearing, front, inner</p>	<b>8141200300</b> <i>For reference:</i> 405210003 0009815805 0328018 11055119 211405625 2114056251 328018 40210A0100 99905909800 A0009815805	Mercedes /8 (W114) Mercedes /8 (W115)  Mercedes /8 Coupe (W114) Mercedes Cabriolet (W111) Mercedes Heckflosse (W110) Mercedes Heckflosse (W111 W12) Mercedes Pagode (W113) Mercedes SL (R107) Mercedes SL Coupe (C107) Porsche 356 C Porsche 911 Porsche 912 Porsche 914/6 Porsche 924 S Porsche 924 Turbo Porsche 944 VW T.2	2.3 2.5 2.8 2.0 2.0D 2.2 2.2D 2.3 2.4D 3.0 2.5 2.8  3.5  1.9 2.0 2.0D 2.3  2.2 2.3  2.3 2.5 2.8  2.8 3.0 3.5 3.8 4.2 4.5 5.0 2.8 3.5 3.8 4.5 5.0  1.6 2.0-3.3 1.6 2.0 2.5 2.0 2.5-3.0 1.6-2.0	01/68-11/76 01/68-01/77  04/69-02/77  01/69-12/71  04/61-02/68  08/59-01/68  01/63-03/71  05/71-08/89 01/72-09/81  01/63-12/65 01/63-07/89 01/65-02/70 11/69-12/73 08/85-07/88 06/80-10/86 06/81-07/91 08/63-07/79	Fitting Position: Front Axle left and right Fitting Position: inner
 <p>Wheel bearing, front, outer</p>	<b>8141200500</b> <i>For reference:</i> 405200008ALT 111405645A	356 VW T.1	1.1-1.5 1.2	01/50-12/55 12/47-07/65	Fitting Position: Front Axle left and right Fitting Position: Outer



Description	Item no.	Application	Engine	Year	Criteria / Information
 <p>Wheel bearing, front, outer</p>	<b>8141200502</b> For reference: 405200008 111405645A	356 VW T.1	1.1-1.5 1.2	01/50-12/55 12/47-07/65	Fitting Position: Front Axle left and right Fitting Position: Outer
 <p>Wheel bearing, front, outer</p>	<b>8141200600</b> For reference: 405210005 211405645 211405645D 443505509 99905906500	356 C 911 912 914/6 924 S 924 Turbo 944 VW T.2	1.6 2.0-3.3 1.6 2.0 2.5 2.0 2.5-3.0 1.6-2.0	01/63-12/65 01/63-07/89 01/65-02/70 11/69-12/73 08/85-07/88 06/80-10/86 06/81-07/91 08/63-08/83	Fitting Position: Front Axle left and right Fitting Position: Outer
 <p>Wheel bearing, front, outer</p>	<b>8141200800</b> For reference: 405225003ALT 0069811605 1492160 311405645 3114056451 31212634104 72GB1215AA	914/4 Golf/Jetta VW T.1 VW T.3 VW T.4	1.7-2.0 1.1-1.8 (incl. D) 1.2-1.6 1.5-1.6 1.7-1.8	01/69-02/76 02/74-02/84 08/65-12/85 08/65-07/73 07/68-03/75	Fitting Position: Outer
 <p>Wheel bearing, front, outer</p>	<b>8141200802</b> For reference: 405225003 0069811605 1492160 311405645 3114056451 31212634104 611405645B 72GB1215AA	914/4 Golf/Jetta VW T.1 VW T.3 VW T.4	1.7-2.0 1.1-1.8 (incl. D) 1.2-1.6 1.5-1.6 1.7-1.8	01/69-02/76 02/74-02/84 08/65-12/85 08/65-07/73 07/68-03/75	Fitting Position: Outer
 <p>Oil seal for wheel bearing, front</p>	<b>8141250100</b> For reference: 405200006 111405641A	356 VW T.1	1.1-1.5 1.2	01/50-12/55 12/47-07/65	Fitting Position: Outer Fitting Position: Front Axle Shape: O-shape
 <p>Wheel bearing, front/rear, without screws</p>	<b>1141304310</b> For reference: 7L0407287 7L0498287 95534190100	Cayenne (955)	3.2-4.8 (incl.D)	09/02-09/10	Fitting Position: Front Axle left and right Fitting Position: Rear Axle left and right Outer Diameter [mm]: 96 Inner Diameter [mm]: 51 Width [mm]: 50 Braking / Drive Dynamics: for vehicles with ASB
 <p>Picture not available</p> <p>Wheel hub, front, 32 mm</p>	<b>1641400100</b> For reference: 90134106503 90134106509	Porsche 356 C Porsche 911	1.6 2.0	01/63-12/65 01/63-07/67	Fitting Position: Front Axle left and right for wheel bearing diameter [mm]: 32



Description	Item no.	Application	Engine	Year	Criteria / Information
 <b>Picture not available</b> Wheel hub, front, 40 mm	<b>1641400200</b> For reference: 90134106504 90134106510	Porsche 911 Porsche 914	2.0-2.4 1.7-2.0	08/67-07/73 01/69-07/72	Fitting Position: Front Axle left and right for wheel bearing diameter [mm]: 40
 <b>Picture not available</b> Wheel Hub	<b>1141402700</b> For reference: 7P0501655A	Porsche Cayenne (9PA)	3.0-4.8 (incl. D)	10/03-09/10	
 Oil seal for wheel bearing, front	<b>1642000106</b> For reference: 99911307750 477405641 99911307750	356 C 911 914/6 924 S 924 Turbo/GT 928 944 968	1.6-2.0 2.0-3.3 2.0 2.5 2.0 4.7-5.4 2.5-3.0 3.0	01/63-03/68 10/63-07/89 11/69-12/73 09/85-07/88 06/80-10/86 08/83-11/95 06/81-07/91 06/91-11/95	Fitting Position: Left Fitting Position: Right Fitting Position: Front Axle Width [mm]: 16,6 Width [mm]: 16,8 Weight [kg]: 0.360 Inner Diameter [mm]: 19,1 Inner Diameter [mm]: 31,8 Outer Diameter [mm]: 45,2 Outer Diameter [mm]: 59,1
 Suspension strut support bearing, front	<b>1642400100</b> For reference: 96434301802 96434301803	Porsche 964 C2/4	3.6	12/88-06/94	Fitting Position: Front Axle left and right
 <b>Picture not available</b> Suspension strut support bearing, front	<b>1642400200</b> For reference: 99334301800	Porsche 993 (not RS)	3.6-3.8	10/93-09/97	Fitting Position: Front Axle left and right
 Suspension strut support bearing, front	<b>1642400300</b> For reference: 90134101801	Porsche 911	2.0	01/63-07/68	Fitting Position: Front Axle left and right
 Suspension strut support bearing, front	<b>1642400400</b> For reference: 91134101800	Porsche 911 Porsche 914	2.0-3.3 1.7-2.0	08/68-07/89 01/69-02/76	Fitting Position: Front Axle left and right
 <b>Picture not available</b> Suspension strut support bearing, front, left	<b>1642400570</b> For reference: 99634301504	Porsche 996	3.4-3.6	09/97-08/05	Fitting Position: Front Axle Left



Description	Item no.	Application	Engine	Year	Criteria / Information
 <p>Picture not available</p> <p>Suspension strut support bearing, front, right</p>	<b>1642400580</b> For reference: 99634301604	Porsche 996	3.4-3.6	09/97-08/05	Fitting Position: Front Axle Right
 <p>Axle boot kit, front, inner</p>	<b>1143703210</b> For reference: 1K0498201A 3C0498201 4F0598201 7L0498201 7L0498201A 8N0498201C 95534990300 95534990301	Cayenne Cayenne Cayenne (955)	3.0D 3.0S E-Hybrid 3.2-4.8	06/10- 06/10- 09/02-09/10	Fitting Position: Front Axle Fitting Position: Transmission End
 <p>Tie rod kit with boots, left/right, consisting of: 2 x tie rod 93034703101, 2 x washer 93034731301, 2 x rack boot 93034719102, 2 x cotter pin 90002101300, 2 x nut N0112101</p>	<b>1644400110</b> For reference: 93039803101 93039803101	911	2.7-3.3	08/68-07/89	Fitting Position: Front Axle left and right
 <p>Tie rod, adjustable, left/right</p>	<b>1644400203</b> For reference: 91134703100 91134703101	911 914	2.0-3.2 1.7-2.0	10/63-07/89 08/69-07/76	Fitting Position: Front Axle left and right adjustable: Adjustable
 <p>Tie rod, left</p>	<b>1144403470</b> For reference: 7L0422803B 7L0422803C 7L0422803D 95534703120 95534703121	Cayenne (955)	3.0-4.8 (incl. D)	09/02-09/10	Fitting Position: Front Axle Left
 <p>Tie rod, right</p>	<b>1144403480</b> For reference: 7L0422804B 7L0422804C 7L0422804D 95534703220 95534703221	Cayenne	3.0-4.8 (incl. D)	09/02-09/10	Fitting Position: Front Axle Right
 <p>Tie rod end, left/right</p>	<b>1644600100</b> For reference: 183419812 64434732202 91134732204	911 (not Turbo) 914	2.0-3.2 1.7-2.0	10/63-07/89 01/69-02/76	Fitting Position: Front Axle left and right Fitting Position: Outer
 <p>Tie rod end, left/right, alu-forging</p>	<b>1644600200</b> For reference: 99634713103 99634713104	996 997 Boxster (986) Boxster (987) Cayman (987)	3.4-3.6 3.6-4.0 2.5-3.2 2.7-3.4 2.7-3.4	09/97-08/05 07/04- 09/96-12/04 11/04- 11/05-	Fitting Position: Front Axle left and right Material: Cast Aluminium
 <p>Tie rod end, left/right</p>	<b>1144602000</b> For reference: 419255004 171419811 171419811A 171419812 251419811 3211955 3235974 94434733300	924 944 Golf Cabrio Golf/Jetta Scirocco VW T.2 (T25)	2.0-2.5 2.5-3.0 1.5-1.8 1.1-1.8 (incl. D) 1.1-1.8 1.6-2.1 (incl. D)	11/75-08/89 06/81-07/85 01/79-04/93 02/74-02/84 02/74-07/92 05/79-07/92	Fitting Position: Front Axle left and right





Description	Item no.	Application	Engine	Year	Criteria / Information
 Tie rod end, left	<b>1144604870</b> <i>For reference:</i> 2H0422817 7L0422817B 7L0422817C 7L0422817D 95534713120 95534713121 95534713122	Cayenne Cayenne (955)	3.0-4.8 3.2-4.8 (incl.D)	06/10-09/02-09/10	Fitting Position: Front Axle Left
 Tie rod end, right	<b>1144604880</b> <i>For reference:</i> 2H0422818 7L0422818B 7L0422818C 7L0422818D 95534713220 95534713221 95534713222	Cayenne Cayenne (955)	3.0-4.8 3.2-4.8 (incl.D)	06/10-09/02-09/10	Fitting Position: Front Axle Right
 Steering gear protection boot	<b>1644700106</b> <i>For reference:</i> 90134719102	911 912 914	2.0-3.2 1.6 1.7-2.0	01/63-07/89 01/65-02/70 01/69-02/76	Fitting Position: Left and right
 Steering gear protection boot	<b>1644700200</b> <i>For reference:</i> 93034719102	911 Turbo	2.7 3.3	01/75-07/89	Fitting Position: Left and right
 Steering gear protection boot	<b>1144701270</b> <i>For reference:</i> 419260012 171419831 1714198313 171419831B 171419831C 171419831S 191419831 191419831S	924 left 944 left 968 993 Golf Cabrio Golf/Jetta Scirocco	2.0 2.5 2.5 2.7 3.0 3.0 3.6-3.8 1.5-1.8 1.1-1.8 (incl. D) 1.1-1.8	11/75-08/89 06/81-07/91 06/91-11/95 10/93-09/97 01/79-04/93 02/74-02/84 02/74-07/92	Vehicle Equipment: for vehicles without power steering Alternatively:
 Bellow, steering	<b>1144703910</b> <i>For reference:</i> 171419831A 171419831B 171419832A 171419832C	Golf/Jetta Porsche 924 Porsche 944 Scirocco VW T.2 VW T.2 (T25)	1.1-1.6 (incl. D) 2.0-2.5 2.5-3.0 1.1-1.6 1.6-2.0 1.6-2.1 (incl. D)	04/74-02/84 11/75-08/89 06/81-07/91 02/74-07/80 08/67-07/79 05/79-07/92	Fitting Position: Front Axle left and right



Description	Item no.	Application	Engine	Year	Criteria / Information
 Articulated bush	<b>1644800100</b> <i>For reference:</i> 91434705700	911 (not Turbo) 914	2.0-3.2 1.7-2.0	01/63-07/89 01/69-02/76	Fitting Position: Left and right Fitting Position: inner
 Steering wheel, leather, black, Ø390 mm	<b>1645500100</b> <i>For reference:</i> 90134708110	Porsche 911	2.0-2.4	08/68-07/72	Material: Leather Colour: Black Diameter [mm]: 390
 Steering rack coupling	<b>1645600200</b> <i>For reference:</i> 90134720102	911 914	2.0-3.3 1.7-2.0	01/63-07/89 01/69-02/76	
 Wishbone, left, with ball joint	<b>1650200170</b> <i>For reference:</i> 99333104102	993	3.6-3.8	08/95-09/97	Fitting Position: Rear Axle Left Fitting Position: Lower Steering arm type: Control Arm Driver Position: for left-/right-hand traffic
 Wishbone, right, with ball joint	<b>1650200180</b> <i>For reference:</i> 99333104202	993	3.6-3.8	08/95-09/97	Fitting Position: Rear Axle Right Fitting Position: Lower Steering arm type: Control Arm Driver Position: for left-/right-hand traffic
 Track control arm, upper, rear, left/right, aluminium	<b>1650200200</b> <i>For reference:</i> 99733104504	996	3.4-3.6	09/97-08/05	Fitting Position: Rear Axle left and right Fitting Position: Upper Steering arm type: Trailing Arm Material: Aluminium
 Track control arm, rear, left/right, aluminium	<b>1650200300</b> <i>For reference:</i> 99733104701	996 997	3.4-3.6 3.6-3.8	09/97-08/05 07/04-12/08	Fitting Position: Rear Axle left and right Steering arm type: Control Arm Material: Aluminium





Description	Item no.	Application	Engine	Year	Criteria / Information
 <p>Track control arm, upper, rear, left/right, aluminium</p>	<b>1650200400</b> <i>For reference:</i> 99333104703	993	3.6-3.8	10/93-09/97	Fitting Position: Rear Axle left and right Fitting Position: Upper Steering arm type: Control Arm Material: Aluminium
 <p>Track Control Arm</p>	<b>1150201270</b> <i>For reference:</i> 7L0505397	Cayenne Cayenne (955)	3.0-4.8 (incl.D) 3.0-4.8 (incl.D)	06/10-09/02-09/10	Fitting Position: Rear Axle Left Fitting Position: Rear Fitting Position: Upper Steering arm type: Control Arm Rod/Strut: Guide Rod
 <p>Track Control Arm</p>	<b>1150201280</b> <i>For reference:</i> 7L0505398 95533105000	Cayenne Cayenne (955)	3.0-4.8 (incl.D) 3.0-4.8 (incl.D)	06/10-09/02-09/10	Fitting Position: Rear Axle Right Fitting Position: Rear Fitting Position: Upper Steering arm type: Control Arm Rod/Strut: Guide Rod
 <p>Rear axle support, left/right</p>	<b>1650250100</b> <i>For reference:</i> 90133300301 90133300309 91133300900 91133300905	Porsche 911	2.0-3.3	08/68-07/85	Fitting Position: Rear Axle left and right
 <p>Picture not available</p> <p>Rear axle support, left/right</p>	<b>1650250200</b> <i>For reference:</i> 96433106008 96433106010	Porsche 964 (not RS)	3.3-3.6	12/88-07/94	Fitting Position: Rear Axle left and right
 <p>Control arm bushing for inner trailing arm. 4 pcs. required</p>	<b>1650300100</b> <i>For reference:</i> 90133105900	911 912	2.0-3.3 1.6	01/63-07/89 01/65-02/70	Fitting Position: Rear Axle left and right Fitting Position: inner
 <p>Grommet for stabilizer, rear, Ø15 mm</p>	<b>1650450100</b> <i>For reference:</i> 90133379302 90133379302 90133379303 90133379304	911 912	2.0-2.7 1.6	08/67-07/73 01/65-02/70	Fitting Position: Rear Diameter [mm]: 15



Description	Item no.	Application	Engine	Year	Criteria / Information
 <p>Grommet for stabilizer, rear, Ø18 mm</p>	<b>1650450200</b> <i>For reference:</i> 91133379300 91133379302 91133379305	911	2.7-3.0	08/73-07/77	Fitting Position: Rear Diameter [mm]: 18
 <p>Grommet for stabilizer, rear, Ø18 mm</p>	<b>1650450300</b> <i>For reference:</i> 477411313B	Porsche 911 Porsche 944 Porsche 964 Porsche 968 Porsche 993	3.0-3.3 2.5-3.0 3.3-3.6 3.0-3.3 3.6-3.8	08/77-07/89 01/85-07/91 12/88-07/94 06/91-11/95 10/93-09/97	Fitting Position: Rear Diameter [mm]: 18
 <p>Grommet for stabilizer, rear, Ø20.7 mm</p>	<b>1150451300</b> <i>For reference:</i> 7L0511413E	Porsche Cayenne (955)	3.0-4.8 (incl. D)	09/02-09/10	Fitting Position: Rear Axle left and right Inner Diameter [mm]: 20.7
 <p>Grommet for stabilizer, rear, Ø20.7 mm</p>	<b>1150451302</b> <i>For reference:</i> 7L0511413E	Porsche Cayenne (955)	3.0-4.8 (incl. D)	09/02-09/10	Fitting Position: Rear Axle left and right Inner Diameter [mm]: 20.7
 <p>Link Stabiliser</p>	<b>1150501170</b> <i>For reference:</i> 7L0505465A 7L0505465B 7L0505465C 7L0505465D 7L8505465B 95533306910 95533306921	Cayenne (955)	3.0-4.8 (incl.D)	09/02-09/10	Fitting Position: Rear Axle Left Rod/Strut: Suspension Rod
 <p>Link Stabiliser</p>	<b>1150501180</b> <i>For reference:</i> 7L0505466A 7L0505466C 7L0505466D 7L8505466B 95533307010 95533307021	Porsche Cayenne Porsche Cayenne Porsche Cayenne Porsche Cayenne Porsche Cayenne Porsche Cayenne (955)	3.0 S E-hybrid 3.0D (155/176/180 kW) 3.6 (220 kW) 4.2 S D 4.8 S/GTS/Turbo 3.0-4.8 (incl. D)	06/10- 06/10- 06/10- 10/12- 06/10- 09/02-09/10	Fitting Position: Rear Axle Right Rod/Strut: Suspension Rod



Description	Item no.	Application	Engine	Year	Criteria / Information
 <p>Wheel bearing, rear</p>	<b>1651200200</b> For reference: 99905303500	Porsche 911 Porsche 914	2.0-2.4 1.7-2.0	08/68-07/73 01/69-02/76	Fitting Position: Rear Axle Fitting Position: Left Fitting Position: Right Inner Diameter [mm]: 42 Outer Diameter [mm]: 75 Width [mm]: 37
 <p>Wheel bearing, rear, outer</p>	<b>8151200400</b> For reference: 501225003 311501283 90005200600	356 /A/B/C VW T.1	1.1-1.6 1.2-1.6	01/50-12/65 12/47-07/67	Fitting Position: Rear Axle left and right Fitting Position: Outer
 <p>Wheel bearing, rear</p>	<b>1451200500</b> For reference: 8833411134549 251407625 33411123426 33411131670 33411133123 33411133124 33411134549 99905302001	944 VW T.2 (T25) Syncro	2.5 1.6-2.1 (incl. D)	06/81-07/88 11/85-07/92	Fitting Position: Rear Axle left and right Outer Diameter [mm]: 80 Inner Diameter [mm]: 42 Width [mm]: 42
 <p>Oil seal for wheel bearing</p>	<b>1151250200</b> For reference: 501401002 1024056411 311405641B 321501641 357501641 357501641B 357501641C	Golf/Jetta, rear Porsche 914/4, rear VW T.1, front VW T.3, front	1.1-1.8 (incl. D) 1.7-2.0 1.2-1.6 1.5-1.6	02/74-02/84 01/69-02/76 05/68-12/85 01/68-07/73	
 <p>Rubber sleeve for torsion bar, inner</p>	<b>1652250100</b> For reference: 64433313100 64433313100	356 911 912	1.1-2.0 2.0 1.6	01/50-03/68 01/63-07/67 01/65-02/70	
 <p>Torsion bar cover, electro galvanized</p>	<b>1652250200</b> For reference: 90133315300 90133315300	911 912	2.0-3.3 1.6	01/63-07/89 01/65-02/70	
 <p>Torsion bar cover without hole, black</p>	<b>8152250206</b> For reference: 511201001 113511225 113511227A 64433315102 64433715102	356B T6 - 356C Karmann Ghia VW T.1 VW T.1 (Swing axle)	1.6 1.2-1.6 1.1 1.2-1.6	09/61-12/65 08/59-07/74 12/47-08/52 07/60-08/67	Supplementary Article/Supplementary Info: without centre hole Colour: Black



Description	Item no.	Application	Engine	Year	Criteria / Information
 <p>Torsion bar cover, metal/rubber, outer</p>	<b>1652250306</b> For reference: 90150407900 90150407900	911 912	2.0-3.3 1.6	01/63-07/89 01/65-02/70	Fitting Position: Outer
 <p>Rubber sleeve for torsion bar, outer</p>	<b>1652250500</b> For reference: 90133319500	911 912	2.0 1.6	01/63-07/67 01/65-02/70	Material: Elastomer
 <p>Cover for torsion bar with hole, black, round bushing</p>	<b>8152250806</b> For reference: 511201002 113511227B 64433315101 64433715101	356 B T5 Karmann Ghia Karmann Ghia VW T.1 VW T.1 VW T.3	1.6 1.2 1.2-1.6 1.2-1.3 1.2-1.6 1.5-1.6	12/59-08/61 09/57-07/59 09/69-07/74 09/52-08/69 09/69-12/85 04/61-07/73	Supplementary Article/Supplementary Info: with centre hole Colour: Black
 <p>Cover for torsion bar with hole, black, round bushing</p>	<b>8152250900</b> For reference: 511201002OE 113511227B 64433315101 64433715101	356 B T5 Karmann Ghia Karmann Ghia VW T.1 VW T.1 VW T.3	1.6 1.2 1.2-1.6 1.2-1.3 1.2-1.6 1.5-1.6	01/59-08/61 09/52-07/59 09/69-07/74 09/82-08/69 09/69-12/85 04/61-07/73	Supplementary Article/Supplementary Info: with centre hole Colour: Black
 <p>Suspension strut support bearing, rear</p>	<b>1652400100</b> For reference: 96433305900	Porsche 964	3.3-3.6	08/90-06/94	Fitting Position: Rear Axle left and right
 <p>Picture not available</p> <p>Suspension strut support bearing, rear</p>	<b>1652400200</b> For reference: 99333305900	Porsche 993	3.6-3.8	10/93-09/97	Fitting Position: Rear Axle left and right
 <p>Dust cover for shock absorber, rear</p>	<b>1652700100</b> For reference: 91455928110	914	1.7-2.0	01/69-02/76	Fitting Position: Rear













# Brakes











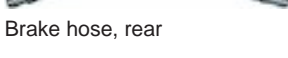



Description	Item no.	Application	Engine	Year	Criteria / Information
 <p>Master brake cylinder, 19.05 mm, with brake fluid tank</p>	<b>1661100100</b> For reference: 35642020	356 / 356 A 356 B	1.1-1.5 1.5 1.6	01/50-12/55 01/55-12/61 01/59-12/63	Diameter [mm]: 19.05 Number of ports: 3 Supplementary Article/Supplementary Info 2: with brake fluid container
 <p>Master brake cylinder, 19.05 mm</p>	<b>1661100200</b> For reference: 90135501202 90135501202 91135501201 91135501202	911 912 914/6	2.0-3.0 1.6 2.0	01/63-12/77 01/65-02/70 11/69-12/73	Diameter [mm]: 19.05 Number of ports: 2
 <p>Master brake cylinder without brake light switch</p>	<b>1661100400</b> For reference: 69535501100	356 C	1.6	01/63-12/65	Diameter [mm]: 19.05 Number of ports: 3 Switch: without stoplight switch
 <p>Master brake cylinder, 23.81 mm</p>	<b>1161103000</b> For reference: 611650001 8D0611021A 8D0611021B 99635591000	996 Cabrio 996 Cabrio 996 Carrera 996 Carrera 996 Targa Boxster Boxster Boxster	3.4 3.6 3.4 3.6 3.6 2.5 2.7 3.2	02/98-09/01 10/01- 09/97-09/01 10/01- 12/01- 09/96-08/99 08/99-07/02 08/99-07/02	Diameter [mm]: 23.81 Number of ports: 2
 <p>Master brake cylinder, 26.99 mm</p>	<b>1161103700</b> For reference: 7H0611019A 7H0611019B 7L0611019A 7L0611019E 95535501500 95535501510 95535501520	Cayenne	3.0-4.8 (incl. D)	09/02-04/10	Diameter [mm]: 26.99 Number of ports: 2 Brake System: ATE
 <p>Wheel cylinder, 19.05 mm, front, left</p>	<b>1661300171</b> For reference: 35642125 69535151100	356 /A/B	1.1-1.6	01/50-12/63	Fitting Position: Front Axle Fitting Position: Upper Left Bore Ø [mm]: 19.05
 <p>Wheel cylinder, 19.05 mm, front, left</p>	<b>1661300172</b> For reference: 35642125 69535151100	356 /A/B	1.3-1.6	01/54-12/63	Fitting Position: Front Axle Fitting Position: Upper Left Bore Ø [mm]: 19.05
 <p>Wheel cylinder, 19.05 mm, front, right</p>	<b>1661300181</b> For reference: 35642126 69535151200	356 /A/B	1.1-1.6	01/50-12/63	Fitting Position: Front Axle Fitting Position: Upper Right Bore Ø [mm]: 19.05





Description	Item no.	Application	Engine	Year	Criteria / Information
 Wheel cylinder, 19.05 mm, front, right	<b>1661300182</b> <i>For reference:</i> 35642126 69535151200	356 /A/B	1.3-1.6	01/50-12/63	Fitting Position: Front Axle Fitting Position: Upper Right Bore Ø [mm]: 19.05
 Wheel cylinder, 19.05 mm, rear, left/right	<b>1661300200</b> <i>For reference:</i> 64435251301ALT 64435251301 65535251301 69535251301	356 /A/B	1.1-1.6	01/50-12/63	Fitting Position: Rear Axle left and right Bore Ø [mm]: 19.05
 Wheel cylinder, 19.05 mm, rear, left/right	<b>1661300202</b> <i>For reference:</i> 64435251301 65535251301 69535251301	356 A Cabrio/Speedster 356 B Cabrio/Speedster 356 Cabrio/Speedster 356 Cabrio/Speedster (32 kW) 356 Cabrio/Speedster (44 kW) 356 Cabrio/Speedster (44 kW) 356 Cabrio/Speedster (51 kW)	1.5 1.6 1.1 1.3 1.3 1.5 1.5	01/55-12/59 01/60-12/62 01/51-12/53 01/50-12/54 01/51-12/53 01/51-12/53 01/50-12/54	Fitting Position: Rear Axle left and right Bore Ø [mm]: 19.05
 <b>Picture not available</b> Brake line kit, 2 circuit brake system (not for models with brake booster)	<b>1661500210</b> <i>For reference:</i> EQ698001	Porsche 911	2.0-3.0	08/68-07/76	
 Brake hose, front	<b>1661600100</b> <i>For reference:</i> 69535168190 90135503202 90135563200 90135563201	356 C Carrera 911 912 914/6	2.0 2.0-3.3 1.6 2.0	01/61-12/65 01/63-07/89 01/65-02/70 11/69-12/73	Fitting Position: Front Axle Length [mm]: 300
 Brake hose, front/rear	<b>1661600200</b> <i>For reference:</i> 99635513901 99635513900 99635513901 99635563701	996 997 Boxster (986) Boxster (987) Cayman (987C) GT3-1	3.4-3.6 3.6-3.8 2.5-3.2 2.7-3.4 2.7-3.4 3.6	09/97-08/05 07/04- 09/96-12/04 11/04- 11/05- 03/99-08/05	Length [mm]: 320
 Brake hose, front	<b>1661600300</b> <i>For reference:</i> 96435513900 99335513900	964 993	3.6 3.6-3.8	07/89-09/93 10/93-09/97	Fitting Position: Front Axle Length [mm]: 295
 Brake hose, 370 mm, front, for drum brakes	<b>8161600400</b> <i>For reference:</i> 611201012 113611701D 64442311	356 A 356 B 356 C VW T.1 (not 1303) VW T.3	1.5 1.6 1.6 1.2-1.5 1.5-1.6	01/58-12/61 01/59-12/63 01/63-12/65 08/66-04/79 08/65-07/66	Fitting Position: Front Length [mm]: 370 Brake Type: Drum Brake
 Brake hose, front	<b>1161602300</b> <i>For reference:</i> 611361001 7L0611701A 7L0611701C 7P6611701 95535513910 95535513913	Cayenne (955)	3.0-4.8	09/02-09/10	Fitting Position: Front Axle left and right Length [mm]: 545
 <b>Picture not available</b> Brake Hose	<b>1161604500</b> <i>For reference:</i> 7L0611701B 95535513920	Porsche Cayenne (9PA)	3.6-4.8	02/07-12/08	Fitting Position: Front Axle left and right Length [mm]: 765



Description	Item no.	Application	Engine	Year	Criteria / Information
 Brake hose, 52 cm, rear	<b>1661700100</b> <i>For reference:</i> 35642028	356 /A	1.1-1.6	01/50-12/59	Fitting Position: Rear Axle Length [mm]: 520
 Picture not available Brake Hose	<b>3161700100</b> <i>For reference:</i>				Length [mm]: 276
 Brake hose, rear	<b>1661700200</b> <i>For reference:</i> 69535263100 69535263101	356 B/C 911 912	1.6 2.0 1.6	01/59-12/65 01/63-08/67 01/65-12/68	Fitting Position: Rear Axle Length [mm]: 240
 Brake hose, rear	<b>1661700300</b> <i>For reference:</i> 90135563100 90135563101 90135563102	911 912	2.0-3.3 1.6	08/68-12/83 01/69-02/70	Fitting Position: Rear Axle Length [mm]: 240
 Brake hose, 290 mm, rear, for drum brakes	<b>8161700300</b> <i>For reference:</i> 611210019 211611775 211611775C	VW T.2	1.6-2.0	08/67-07/79	Fitting Position: Rear Length [mm]: 290 Brake Type: Drum Brake
 Brake hose, rear	<b>1661700302</b> <i>For reference:</i> 90135563101 90135563102	911 912	2.0-3.3 1.6	08/67-07/83 01/69-02/70	Fitting Position: Rear Axle Length [mm]: 240
 Brake hose, rear	<b>1661700400</b> <i>For reference:</i> 91135508700 91135508701	911 964	3.2-3.3 3.3-3.6	02/84-07/89 12/88-06/94	Fitting Position: Rear Axle Length [mm]: 250
 Brake hose, rear	<b>1661700500</b> <i>For reference:</i> 99335512900	993	3.6-3.8	10/93-09/97	Fitting Position: Rear Axle Length [mm]: 225
 Brake hose, rear	<b>1161703100</b> <i>For reference:</i> 7L0611776 7L0611776A 7P0611776 95535506000 95535506001	Cayenne (955)	3.0-4.8	09/02-09/10	Fitting Position: Rear Axle left and right Length [mm]: 427
 Picture not available Brake Hose	<b>1161704200</b> <i>For reference:</i> 8K0611775A 8K0611775B 8K0611775D 8K0611775F 8K0611775J				Fitting Position: Rear Axle left and right Length [mm]: 440
 Brake caliper set, left/right, front, sport, red, powder coating, new, without E-mark, Adapter needed for mounting on 964 C2/C4 and 993 C2/C4	<b>1661900310</b> <i>For reference:</i> EQ641200 99335142510 99335142610	964 C2/4 964 Turbo 993	3.6 3.6 3.6-3.8	12/88-06/94 01/93-09/93 06/95-09/97	Fitting Position: Front Axle Quantity Unit: Set Brake Caliper Colour: Red Registration Type: not E Type certified
 Brake caliper set, front, sport	<b>1661900610</b> <i>For reference:</i> EQ641230 4401C0 4401C1				Fitting Position: Front Axle Left Brake Caliper Type: Brake Caliper (4 pistons)



Description	Item no.	Application	Engine	Year	Criteria / Information
 <p>Brake caliper, front, left, new, without E-mark</p>	<b>1661900870</b> <i>For reference:</i> 91135193500	911	2.2-3.0	08/71-12/77	Fitting Position: Front Axle Left Registration Type: not E Type certified
 <p>Brake caliper, front, right, new, without E-mark</p>	<b>1661900880</b> <i>For reference:</i> 91135193600	911	2.2-3.0	08/71-12/77	Fitting Position: Front Axle Right Registration Type: not E Type certified
 <p>Picture not available</p> <p>Brake caliper, front, left</p>	<b>1661900970</b> <i>For reference:</i> 90135196510 90135196511	Porsche 356 C Porsche 911 Porsche 912	1.6 2.0 1.6	01/63-12/65 01/63-07/68 01/65-07/68	Fitting Position: Front Axle Left
 <p>Picture not available</p> <p>Brake caliper, front, right</p>	<b>1661900980</b> <i>For reference:</i> 90135196610 90135196611	Porsche 356 C Porsche 911 Porsche 912	1.6 2.0 1.6	01/63-12/65 01/63-07/68 01/65-07/68	Fitting Position: Front Axle Right
 <p>Brake caliper, rear, left, new, without E-mark</p>	<b>1662000170</b> <i>For reference:</i> 91135290700	911 (ventilated discs)	2.0-3.3	01/63-07/83	Diameter [mm]: 38 Brake Caliper Type: Fixed Caliper (2 pistons) Brake System: Ate
 <p>Brake caliper, rear, right, new, without E-mark</p>	<b>1662000180</b> <i>For reference:</i> 91135290800	911 (ventilated discs)	2.0-3.3	01/63-07/83	Diameter [mm]: 38 Brake Caliper Type: Fixed Caliper (2 pistons) Brake System: Ate
 <p>Picture not available</p> <p>Brake caliper, rear, left</p>	<b>1662000270</b> <i>For reference:</i> 90135296510 90135296511	Porsche 356 C Porsche 911 Porsche 912	1.6 2.0 1.6	01/63-12/65 01/63-07/68 01/65-07/68	Fitting Position: Rear Axle Left
 <p>Picture not available</p> <p>Brake caliper, rear, right</p>	<b>1662000280</b> <i>For reference:</i> 90135296610 90135296611	Porsche 356 C Porsche 911 Porsche 912	1.6 2.0 1.6	01/63-12/65 01/63-07/68 01/65-07/68	Fitting Position: Rear Axle Right



Description	Item no.	Application	Engine	Year	Criteria / Information
 Brake air inlet set	<b>1663000110</b> <i>For reference:</i> EQ802501	993	All	08/93-07/97	
 Brake air inlet set	<b>1663000210</b> <i>For reference:</i> EQ802502	993	3.6-3.8	10/93-09/97	Fitting Position: Left Front Fitting Position: Right Front Equipment Variant: Brake air inlet Quantity Unit: Set
 Brake air inlet set	<b>1663000310</b> <i>For reference:</i> EQ802964	964	3.3-3.6	12/88-06/94	Fitting Position: Left Front Fitting Position: Right Front Equipment Variant: Brake air inlet Quantity Unit: Set
 Brake disc, ventilated, front, 282x20.5 mm, e-coated	<b>1663100102</b> <i>For reference:</i> 91135104120 90135004120 90135104116 90135104118 91135104120	911 911 Turbo 924 S 924 Turbo 944	2.0-3.0 3.0 2.5 2.0 2.5	08/69-07/83 01/75-12/77 08/85-07/88 06/80-10/86 06/81-12/86	Fitting Position: Front Axle Brake Disc Type: Vented Diameter [mm]: 282 Brake Disc Thickness [mm]: 20.5 Hole Arrangement / Number: 5/5
 Brake disc, ventilated, front, 282x20.5 mm, e-coated	<b>1663100103</b> <i>For reference:</i> 90135104116 90135104118 90135104120 90135140116 91135104120	911 911 Turbo 924 S 924 Turbo 944	2.0-3.0 3.0 2.5 2.0 2.5	08/69-07/83 01/75-12/77 08/85-07/88 06/80-10/86 06/81-12/86	Fitting Position: Front Axle Brake Disc Type: Vented Diameter [mm]: 282 Brake Disc Thickness [mm]: 20.5 Hole Arrangement / Number: 5/5
 Brake disc, ventilated, front, 282x24 mm	<b>1663100203</b> <i>For reference:</i> 91135104122 91135104122	911	3.2	08/83-07/89	Fitting Position: Front Axle Brake Disc Type: Vented Diameter [mm]: 282 Brake Disc Thickness [mm]: 24 Hole Arrangement / Number: 5/5
 Brake disc, ventilated, front, 298x28 mm, e-coated	<b>1663100502</b> <i>For reference:</i> 96435104102 96435104102	964	3.6	12/88-06/94	Fitting Position: Front Axle Brake Disc Type: Vented Diameter [mm]: 298 Brake Disc Thickness [mm]: 28 Hole Arrangement / Number: 9/5
 Front brake disc, ventilated, 298x24 mm, e-coated	<b>1663100602</b> <i>For reference:</i> 98635140105 98635140105	Boxster (986)	2.5-2.7	09/96-12/04	Fitting Position: Front Axle Brake Disc Type: Vented Diameter [mm]: 298 Brake Disc Thickness [mm]: 24 Hole Arrangement / Number: 9/5
 Brake disc, ventilated, front, left, 298x24 mm, e-coated	<b>1663100772</b> <i>For reference:</i> 98735140101 98735140101	Boxster (987) Cayman (987C)	2.7 2.7	11/04-07/06-	Fitting Position: Front Axle Left Brake Disc Type: Vented Diameter [mm]: 298 Brake Disc Thickness [mm]: 24 Hole Arrangement / Number: 7/5





Description	Item no.	Application	Engine	Year	Criteria / Information
 <p>Brake disc, ventilated, front, right, 298x24 mm, e-coated</p>	<b>1663100782</b> <i>For reference:</i> 98735140201 98735140201	Boxster (987) Cayman (987C)	2.7 2.7	11/04- 07/06-	Fitting Position: Front Axle Right Brake Disc Type: Vented Diameter [mm]: 298 Brake Disc Thickness [mm]: 24 Hole Arrangement / Number: 7/5
 <p>Front brake disc, ventilated, 318x28 mm, left, e-coated</p>	<b>1663100877</b> <i>For reference:</i> 99635140500 99635140501 99635140502	996 997 Boxster (986) Boxster (987) Cayman (987C)	3.4-3.6 3.6 3.2 3.2-3.4 3.4	09/97-08/05 07/04- 08/99-12/04 11/04- 11/05-	Fitting Position: Front Axle Left Brake Disc Type: Perforated / Vented Diameter [mm]: 318 Brake Disc Thickness [mm]: 28 Hole Arrangement / Number: 9/5
 <p>Front brake disc, ventilated, 318x28 mm, right</p>	<b>1663100887</b> <i>For reference:</i> 99635140600 99635140601 99635140602	996 997 Boxster (986) Boxster (987) Cayman (987C)	3.4-3.6 3.6 3.2 3.2-3.4 3.4	09/97-08/05 07/04- 08/99-12/04 11/04- 11/05-	Fitting Position: Front Axle Right Brake Disc Type: Perforated / Vented Diameter [mm]: 318 Brake Disc Thickness [mm]: 28 Hole Arrangement / Number: 9/5
 <p>Brake disc, ventilated, front, left, 330x34 mm, e-coated</p>	<b>1663100972</b> <i>For reference:</i> 99635140902 99635140902 99635140903 99635140904	996 997	3.6 3.8	08/01-08/05 07/04-	Fitting Position: Front Axle Left Brake Disc Type: Vented Diameter [mm]: 330 Brake Disc Thickness [mm]: 34 Hole Arrangement / Number: 7/5
 <p>Brake disc, ventilated, front, right, 330x34 mm, e-coated</p>	<b>1663100982</b> <i>For reference:</i> 99635141002 99635141002 99635141003 99635141004	996 997	3.6 3.8	08/01-08/05 07/04-	Fitting Position: Front Axle Right Brake Disc Type: Vented Diameter [mm]: 330 Brake Disc Thickness [mm]: 34 Hole Arrangement / Number: 7/5
 <p>Brake Disc</p>	<b>1163105070</b> <i>For reference:</i> 7L6615301D 7L6615301J 7L6615301N 95535140140 95535140141	Porsche Cayenne	3.0-4.8 (incl. D)	09/02-09/10	Fitting Position: Front Axle Left Brake Disc Type: Vented Diameter [mm]: 330 Brake Disc Thickness [mm]: 32 Hole Arrangement / Number: 6/5 Surface: Coated
 <p>Brake Disc</p>	<b>1163105080</b> <i>For reference:</i> 7L6615302D 7L6615302J 7L6615302N 95535140240 95535140241	Porsche Cayenne	3.0-4.8 (incl. D)	09/02-09/10	Fitting Position: Front Axle Right Brake Disc Type: Vented Outer Diameter [mm]: 330 Brake Disc Thickness [mm]: 32 Hole Arrangement / Number: 6/5 Surface: Coated







Description	Item no.	Application	Engine	Year	Criteria / Information
 <p>Brake Disc</p>	<b>1163105170</b> <i>For reference:</i> 7L6615301E 7L6615301K 7L8615301 95535140150 95535140151	Porsche Cayenne	3.0-4.8 (incl. D)	06/10-	Fitting Position: Front Axle Left Brake Disc Type: Vented Diameter [mm]: 350 Brake Disc Thickness [mm]: 34 Hole Arrangement / Number: 6/5 Surface: Coated
 <p>Brake Disc</p>	<b>1163105180</b> <i>For reference:</i> 7L6615302E 7L6615302K 7L8615302 95535140250 95535140251	Porsche Cayenne	3.0-4.8 (incl. D)	06/10-	Fitting Position: Front Axle Right Brake Disc Type: Vented Diameter [mm]: 350 Brake Disc Thickness [mm]: 34 Hole Arrangement / Number: 6/5 Surface: Coated
 <p>Brake disc, ventilated, rear, 290x20 mm, e-coated</p>	<b>1663200102</b> <i>For reference:</i> 90135204114 90135204114	911 911 Turbo	2.0-3.0 3.0	08/69-07/83 01/75-12/77	Fitting Position: Rear Axle Brake Disc Type: Internally Vented Diameter [mm]: 290 Brake Disc Thickness [mm]: 20 Hole Arrangement / Number: 10/5
 <p>Brake disc, ventilated, rear, 289x20 mm, e-coated</p>	<b>1663200202</b> <i>For reference:</i> 94435204102 92835204102 94435204102	924 GT/Turbo 924 S 928 944	2.0 2.5 4.5 4.7 2.5	06/80-10/86 10/81-07/88 09/77-07/86 06/81-07/91	Fitting Position: Rear Axle Brake Disc Type: Internally Vented Diameter [mm]: 289 Brake Disc Thickness [mm]: 20 Hole Arrangement / Number: 10/5
 <p>Brake disc, ventilated, rear, 299x24 mm</p>	<b>1663200503</b> <i>For reference:</i> 95135204102 95135204102	944 944 Turbo 964 968	3.0 2.5 3.6 3.0	12/88-07/91 09/86-07/88 12/88-06/94 06/91-11/95	Fitting Position: Rear Axle Brake Disc Type: Internally Vented Diameter [mm]: 299 Brake Disc Thickness [mm]: 24 Hole Arrangement / Number: 10/5
 <p>Brake disc, ventilated, rear, 292x20 mm, e-coated</p>	<b>1663200702</b> <i>For reference:</i> 98635240104 98635240104	Boxster (986)	2.5-2.7	09/96-12/04	Fitting Position: Rear Axle Brake Disc Type: Internally Vented Diameter [mm]: 292 Brake Disc Thickness [mm]: 20 Hole Arrangement / Number: 9/5






Description	Item no.	Application	Engine	Year	Criteria / Information
 <p>Brake disc, ventilated, rear, 299x24 mm</p>	<b>1663200803</b> <i>For reference:</i> 98635240301 98635240301 98735240301	Boxster (986) Boxster (987) Cayman (987C)	3.2 3.2-3.4 3.4	08/99-12/04 11/04- 11/05-	Fitting Position: Rear Axle Brake Disc Type: Internally Vented Brake Disc Type: Perforated Diameter [mm]: 299 Brake Disc Thickness [mm]: 24 Hole Arrangement / Number: 9/5
 <p>Rear brake disc, ventilated, 299x24 mm</p>	<b>1663201007</b> <i>For reference:</i> 99335204102	993	3.6-3.8	10/93-09/97	Fitting Position: Rear Axle Brake Disc Type: Internally Vented Brake Disc Type: Perforated Diameter [mm]: 299 Brake Disc Thickness [mm]: 24 Hole Arrangement / Number: 10/5
 <p>Rear brake disc, ventilated, 299x24 mm</p>	<b>1663201107</b> <i>For reference:</i> 99635240103 99635240104 99635240105	996 997	3.4-3.6 3.6	09/97-08/05 07/04-	Fitting Position: Rear Axle Brake Disc Type: Internally Vented Brake Disc Type: Perforated Diameter [mm]: 299 Brake Disc Thickness [mm]: 24 Hole Arrangement / Number: 9/5
 <p>Brake Disc</p>	<b>1163202600</b> <i>For reference:</i> 7L6615601D 7L6615601J 7L8615601C 95535240130 95535240131	Porsche Cayenne Porsche Cayenne	3.0-4.8 (incl. D) 3.0-4.8 (incl. D)	06/10- 09/02-09/10	Fitting Position: Rear Axle Brake Disc Type: Vented Diameter [mm]: 330 Brake Disc Thickness [mm]: 28 Hole Arrangement / Number: 7/5 Surface: Coated
 <p>Brake pad set, front/rear, 15.0 mm</p>	<b>1663600112</b> <i>For reference:</i> 90135196322 90135196325 90135299700 91135193800 91135290300 91135294900 91135295000 91135295001 91135295002 91135295003	356 B/C 911 (rear) 911 S (front) 911 SC (front) 911 SC (rear - 152 kW) 911 SC (rear - 170 kW) 911 SC (rear) 912 (front) 912 (rear) 914/4	1.6 3.2 2.7 3.0 3.2 3.2 3.0 1.6 1.6 1.7-2.0	01/59-12/65 08/86-08/89 01/74-01/76 09/75-06/77 02/84-06/87 01/84-08/89 03/74-12/74 01/65-02/70 09/68-08/69 01/69-02/76	Thickness [mm]: 15 Wear Warning Contact: prepared for wear indicator Brake System: ATE
 <p>Brake pad set, front, 18.7 mm</p>	<b>1663600217</b> <i>For reference:</i> 92835195100 94435195100 94435195101 94435195102	924 S 924 Turbo 928 944 944 944 S	2.5 2.0 4.5 2.5 2.7 2.5	09/85-07/88 11/78-12/79 09/77-08/82 06/81-12/89 11/88-08/89 08/86-07/88	Fitting Position: Front Axle Thickness [mm]: 18.7 Wear Warning Contact: prepared for wear indicator Brake System: Teves
 <p>Brake pad set, front/rear, 18.5 mm</p>	<b>1663600317</b> <i>For reference:</i> 477698151A 477698151B 92835295100 92835295102 92835295201 94435295100 94435295101 94435295102	924 (front) 924 S (rear) 928 (rear) 928 S (rear) 944 944 (rear) 944 S (rear)	2.0 2.5 4.4 4.6 2.7 2.5 2.5	01/76-12/79 09/85-07/88 09/77-08/82 09/79-12/85 11/88-08/89 06/81-12/90 08/86-07/88	Thickness [mm]: 18.5 Wear Warning Contact: prepared for wear indicator Brake System: Teves





Description	Item no.	Application	Engine	Year	Criteria / Information
 <p>Brake pad set, front/rear, 17.2 mm</p>	<b>1663600512</b> <i>For reference:</i> 96535293904 93035193800 93035193802 93035193803 93035193804 93035193805 93035194025 95135193901 95135193902 95135193903 95135193904 95135193905 95135193908 96435193902 96535293903 96535293904	911 SC (front) 911 SC Turbo (front/rear) 911 Turbo (front/rear) 928 (rear) 928 S (front/rear - with ABS) 928 S (front/rear - with ABS) 928 S S4 (rear - with ABS) 944 Turbo (front/rear) 964 (rear - with ABS) 964 C4 (front/rear - with ABS) 964 RS (rear - with ABS) 964 Turbo (rear - with ABS) 964 Turbo (rear - with ABS) 964 Turbo look (front - with ABS) 968 (front/rear - with ABS) 993 (rear - with ABS) 993 (rear - with ABS)	3.2 3.3 3.3 5.0 5.4 4.6 4.9 4.9 5.0 2.5 3.6 3.6 3.6 3.6 3.3 3.6 3.6 3.0 3.6 3.8	08/83-08/89 09/77-06/87 06/86-11/90 01/89-07/91 09/85-07/86 09/85-05/94 08/86-07/91 08/85-07/91 09/91-06/94 12/88-06/94 06/91-09/93 06/91-12/92 01/93-09/93 08/90-09/93 06/91-11/95 08/95-09/97 06/95-09/97	Thickness [mm]: 17.2 Wear Warning Contact: prepared for wear indicator Brake System: Teves
 <p>Brake pad set, front, 15.5 mm</p>	<b>1663600612</b> <i>For reference:</i> 98635193915 98635193911 98635193913 98635193915	Boxster (986) Boxster (986) (162 kW) Boxster (986) (168 kW) Boxster (987) Boxster (987) Cayman (987C)	2.5 2.7 2.7 2.7 2.9 2.7-3.4	09/96-08/99 08/99-07/02 07/02-12/04 11/04-06/09-11/05-	Fitting Position: Front Axle Thickness [mm]: 15.5 Wear Warning Contact: excl. wear warning contact Brake System: Brembo
 <p>Brake pad set, front/rear, 17.0 mm</p>	<b>1663600812</b> <i>For reference:</i> 99735194800 99635193014 99635193015 99635193914 99635193915 99635193916 99635193930 99635198000 99635294890 99635294902 99635294903 99735194800	996 C2/C4 (front/rear) 996 Carrera S (rear) 996 Turbo (rear) 997 C4 (front) 997 C4S (rear) Boxster S (986) (front) Boxster S (987) (front) Cayman S (987C) (front) GT2-1/GT3-1 (rear)	3.4 3.6 3.6 3.6 3.6 3.8 3.2 3.2 3.4 3.4 3.6	09/97-08/05 02/03-08/05 06/00-08/05 07/04-12/04 08/05-08/99-12/04 11/04-11/05-03/99-08/05	Thickness [mm]: 17.0 Wear Warning Contact: prepared for wear indicator Brake System: Brembo
 <p>Brake pad set, 15 mm, front</p>	<b>8163601010</b> <i>For reference:</i> 698210001ALT 0004206620 0004206720 0005860042 0005860542 0005860642 0005861942 0005862942 0005863742 0005863842 0005864442 0005867242 0014207720 0015861942 0015863142 0015868342 0060713601 0060723584 0800962 10514220523030 10541220520025 105412205300 10541220530025 10541220530030 105412600310 108133 11568220520130 1605001 1605007 1605129 1605131 1605143 1605152 1605153 1605154 1605155 1605156 1605189 1605190 1605191 1605217	Mercedes /8 (W114) Mercedes /8 (W114) Mercedes /8 (W115) Mercedes Cabriolet (W111) Mercedes Coupe (W111) Mercedes Heckflosse (W110) Mercedes Pagode (W113) Mercedes Ponton (W121) Porsche 911 VW T.2	2.3 2.5 2.8 2.5 2.8 2.0 2.0D 2.2 2.2D 2.3 2.4 3.5 2.2 2.5 2.8 3.5 1.9 2.0 2.0D 2.3 2.3 2.8 1.9 2.0-3.0 1.6-1.7	01/68-11/76 04/69-11/76 01/68-01/77 01/69-12/71 01/61-12/71 04/61-02/68 01/63-03/71 01/59-12/61 08/67-07/83 08/70-07/72	Fitting Position: Front Axle Thickness [mm]: 15 Brake System: Ate - Teves










Description	Item no.	Application	Engine	Year	Criteria / Information
	<b>8163601010</b> 1605220 1605238 1605239 1605513 1605719 1605721 211698151 211698151A 211698151B 211698151D 211698151F 211698151G 607E681000 90017982 91135194401 91135195006 A0004206620 A0004206720 A0005860042 A0005860542 A0005860642 A0005861942 A0005862942 A0005863742 A0005863842 A0005864442 A0005867242 A0014207720 A0015861942 A0015863142 A0015868342				
 Brake pad set, 15 mm, front	<b>8163601012</b> <i>For reference:</i> 698210001 0004206620 0004206720 0005860042 0005860542 0005860642 0005861942 0005862942 0005863742 0005863842 0005864442 0005867242 0014207720 0015861942 0015863142 0015868342 0060713601 0060723584 0800962 10514220523030 10541220520025 105412205300 10541220530025 10541220530030 105412600310 108133 11568220520130 1605001 1605007 1605129 1605131 1605143 1605152 1605153 1605154 1605155 1605156 1605189 1605190 1605191 1605217 1605220 1605238 1605239 1605513 1605719 1605721 211698151 211698151A 211698151B 211698151D 211698151F 211698151G 607E681000 90017982 91135194401	Mercedes /8 (W114) Mercedes /8 (W114) Mercedes /8 (W115) Mercedes Cabriolet (W111) Mercedes Coupe (W111) Mercedes Heckflosse (W110) Mercedes Pagode (W113) Mercedes Ponton (W121) Porsche 911 VW T.2	2.3 2.5 2.8 2.5 2.8 2.0 2.0D 2.2 2.2D 2.3 2.4 3.5 2.2 2.5 2.8 3.5 1.9 2.0 2.0D 2.3 2.3 2.8 1.9 2.0-3.0 1.6-1.7	01/68-11/76 04/69-11/76 01/68-01/77 01/69-12/71 01/61-12/71 04/61-02/68 01/63-03/71 01/59-12/61 08/67-07/83 08/70-07/72	Fitting Position: Front Axle Thickness [mm]: 15 Brake System: Ate - Teves



Description	Item no.	Application	Engine	Year	Criteria / Information
	<b>8163601012</b> 91135195006 A0004206620 A0004206720 A0005860042 A0005860542 A0005860642 A0005861942 A0005862942 A0005863742 A0005863842 A0005864442 A0005867242 A0014207720 A0015861942 A0015863142 A0015868342				
 Brake pad set, 15.0 mm	<b>8163601110</b> <i>For reference:</i> 698225003ALT 10514260040225 10526260030025 10526260030030 10548260030130 1BM698151B 3100021 311698151 311698151A 311698151B 311698151D 3343838 424891 502808 60712608 60714404 60723585 8910499 892349 8961856 8993230 8993297 8994832 8994980 90135191213 90135196335 90135296301 90135296337 90135299700 9101916 9102716 91135293901	912 (rear) VW T.1	1.6 1.2-1.6	01/65-08/68 08/71-07/72	Thickness [mm]: 15 Registration Type: E-type checked
 Brake pad set, 15.0 mm	<b>8163601112</b> <i>For reference:</i> 698225003 10514260040225 10526260030025 10526260030030 10548260030130 1BM698151B 3100021 311698151 311698151A 311698151B 311698151D 3343838 424891 502808 60712608 60714404 60723585 8910499 892349 8961856 8993230 8993297 8994832 8994980 90135191213 90135196335 90135296301 90135296337 90135299700 9101916 9102716 91135293901	912 (rear) VW T.1	1.6 1.2-1.6	01/65-08/68 08/71-07/72	Thickness [mm]: 15 Registration Type: E-type checked











Description	Item no.	Application	Engine	Year	Criteria / Information
 <p>Brake Pad Set, disc brake</p>	<b>1163604110</b> <i>For reference:</i> 7L0698151B 7L0698151D 7L0698151F 7L0698151H 7L0698151Q 7L0698151S 7L5698151C 7L6698151 7L6698151C 95535193900 95535193901 95535193902 95535193903 95535193904 95535193905 95535193906 95535193907	Porsche Cayenne	3.0TDI 3.6 4.5S 4.8S	09/02-09/10	Fitting Position: Front Axle Thickness [mm]: 16.5 Wear Warning Contact: prepared for wear indicator Brake System: not for carbon-ceramic brake discs Brake System: only in conjunction with steel brake discs Manufacturer Restriction: BREMBO
 <p>Brake Pad Set, disc brake</p>	<b>1163606710</b> <i>For reference:</i> 7L0698151A 7L0698151C 7L0698151E 7L0698151G 7L0698151J 7L6698151A 7L6698151D 95535193910 95535193911 95535193912 95535193913 95535193914	Porsche Cayenne	3.2-4.8	09/02-09/10	Fitting Position: Front Axle Thickness [mm]: 16.6 Wear Warning Contact: excl. wear warning contact Brake System: Brembo
 <p>Brake pad set, front, 16.1 mm</p>	<b>1163607110</b> <i>For reference:</i> 7L0698151M 7L0698151N 95535193961 95535193962 95535193963	Cayenne Turbo (955) Cayenne Turbo (955) Panamera	4.5 4.8 4.8	01/04-09/07 02/07-09/10 09/09-	Fitting Position: Front Axle Thickness [mm]: 16.1 Wear Warning Contact: prepared for wear indicator Brake System: Brembo
 <p>Brake pad damping shim, 36 mm, front</p>	<b>1663650100</b> <i>For reference:</i> 96435109601	928 944 S2 964 993	5.0-5.4 3.0 3.3-3.6 3.6-3.8	08/86-11/95 12/88-07/91 12/88-06/94 10/93-09/97	Fitting Position: Front Diameter [mm]: 36
 <p>Brake pad damping shim, 40 mm, front</p>	<b>1663650200</b> <i>For reference:</i> 96435109602	944 S2 964 C2/C4 968	3.0 3.6 3.0	12/88-07/91 12/88-06/94 06/91-11/95	Fitting Position: Front Diameter [mm]: 40
 <p>Accessory Kit, disc brake pads</p>	<b>1163651310</b> <i>For reference:</i> BFK947 7L0698269A	Cayenne (955)	3.0-4.8 (incl. D)	02/07-09/10	Fitting Position: Front Axle Brake System: Brembo
 <p>Brake pad set, rear, 15.5 mm</p>	<b>1663700112</b> <i>For reference:</i> 99635293903 98635293910 99635293900 99635293903	996 997 Boxster (986) Boxster (987) Cayman (987C)	3.4 3.6 3.6 2.5-3.2 2.7-3.4 2.7-3.4	09/97-08/05 07/04-12/08 09/96-12/04 11/04-12/11 11/05-06/13	Fitting Position: Rear Axle Thickness [mm]: 15.5 Wear Warning Contact: excl. wear warning contact Brake System: Brembo









Description	Item no.	Application	Engine	Year	Criteria / Information
 <p>Brake pad set, rear, 16.7 mm</p>	<b>1163706910</b> <i>For reference:</i> 7L0698451 7L0698451A 7L0698451B 7L60698451G 7L6698451A 7L6698451D 95535293900 95535293901 95535293902 95535293903 95535293905	Cayenne (955) (not Turbo)	3.2-4.8 (incl. D)	09/02-09/10	Fitting Position: Rear Axle Thickness [mm]: 16.7 Wear Warning Contact: prepared for wear indicator Brake System: Brembo
 <p>Brake shoe set with linings, front/rear, 230x40 mm</p>	<b>8163800110</b> <i>For reference:</i> 609201017 113609237A 113609537M 113698237A 113698537M	924 VW T.1 VW T.1 1303 VW T.1 1303	2.0-2.5 1.2-1.6 1.3 1.6	11/75-08/89 08/66-12/85 08/72-07/75 08/72-12/79	Fitting Position: Front Axle Fitting Position: Rear Axle Drum Diameter: 230 Width [mm]: 40 Brake Pad: with lining
 <p>Brake shoe set with linings, no. 113698075/111698075, front/rear, 230x40 mm</p>	<b>8163800210</b> <i>For reference:</i> 698201002 113698237QX 113698537C 113698537Q 131609537C	924 VW T.1	2.0 1.2-1.6	11/75-07/85 08/66-07/72	Fitting Position: Rear Axle Diameter [mm]: 230 Width [mm]: 40 Manufacturer Restriction: VAG
 <p>Brake shoe set, 180x25 mm, with E-mark</p>	<b>1663900110</b> <i>For reference:</i> 352911001 91135209710	911	2.0-3.2	08/69-07/89	Fitting Position: Rear Axle Diameter [mm]: 180 Width [mm]: 25 Brake Pad: with lining
 <p>Brake shoe set, 180x25 mm</p>	<b>1663900213</b> <i>For reference:</i> 92835209710 92835209700 92835209710 99635299300 99635299301 99635299302 99735299301 99735299302	924 928 944 964 993 996 997 Boxster (986) Boxster (987) Cayman (987C) GT3-2	2.0-2.5 4.7-5.4 2.5-3.0 3.3-3.6 3.6-3.8 3.4-3.6 3.6-3.8 3.2 2.7-3.4 2.7-3.4 4.0	11/78-07/88 09/79-11/95 08/85-07/91 12/88-06/94 10/93-09/97 09/97-08/05 07/04-07/02-12/04 11/04-11/05-07/11-	Diameter [mm]: 180 Width [mm]: 25
 <p>Accessory Kit, parking brake shoes</p>	<b>1163950110</b> <i>For reference:</i> 34410002718 34410005300 34410146840 34410304483 34410417558 7L0698545 7L0698545A 95535294500 95535294501	Cayenne Cayenne (955)	3.0-4.8 3.0-4.8	06/10-12/10 09/02-04/10	
 <p>Splash panel, front, left/right</p>	<b>1664200200</b> <i>For reference:</i> 90135180117	Porsche 911 Porsche 914/6	2.0-3.2 2.0	08/68-07/89 11/69-12/73	Fitting Position: Front Axle
 <p>Picture not available</p> <p>Splash panel, front, left</p>	<b>1664200470</b> <i>For reference:</i> 90135180114	Porsche 911 Porsche 912	2.0 1.6	01/63-07/68 01/65-07/68	Fitting Position: Front Axle Left





Description	Item no.	Application	Engine	Year	Criteria / Information
 <b>Picture not available</b> Splash panel, front, right	<b>1664200480</b> For reference: 90135180214	Porsche 911 Porsche 912	2.0 1.6	01/63-07/68 01/65-07/68	Fitting Position: Front Axle Right
 Splash shield, rear, left/right	<b>1664300100</b> For reference: 69535280110	Porsche 356 C	1.6	01/63-12/65	Fitting Position: Rear Axle Left Fitting Position: Rear Axle Right
 Splash panel, rear, left/right	<b>1664300200</b> For reference: 91135280120	Porsche 911 (not Turbo)	2.7-3.2	08/73-07/89	Fitting Position: Rear Axle Left Fitting Position: Rear Axle Right
 <b>Picture not available</b> Splash panel, rear, left lower, right upper	<b>1664300300</b> For reference: 90135280116	Porsche 911	2.0	01/63-07/68	Fitting Position: Rear Axle Left Fitting Position: Rear Axle Right Equipment Variant: Left upper Equipment Variant: Right lower
 <b>Picture not available</b> Splash panel, rear, left upper, right lower	<b>1664300400</b> For reference: 90135280216	Porsche 911	2.0	01/63-07/68	Fitting Position: Rear Axle Left Fitting Position: Rear Axle Right Equipment Variant: Left lower Equipment Variant: Right upper
 <b>Picture not available</b> Splash panel, rear, left/right	<b>1664300500</b> For reference: 91135208300	Porsche 911	2.0-2.4	08/69-07/73	Fitting Position: Rear Axle Left Fitting Position: Rear Axle Right
 Handbrake cable, rear	<b>1170308500</b> For reference: 7L0609721A 95542414110	Cayenne (955)	3.0-4.8	09/02-08/10	Fitting Position: Left Rear Fitting Position: Right Rear Length 1/ Length 2 [mm]: 1750/1631 Brake Type: Disc Brake
 Gas Spring, foot-operated parking brake	<b>1173000100</b> For reference: 7L0721689 95542338900	Porsche Cayenne	3.2-4.8	09/02-09/10	Length [mm]: 185 Stroke [mm]: 46 Eject Force [N]: 140



Description	Item no.	Application	Engine	Year	Criteria / Information
 ABS sensor, front, left	<b>1197101670</b> <i>For reference:</i> 927390001 7H0927803 WHT003857	Carrera GT	5.7	07/03-12/06	Supplementary Article/Supplementary Info 2: without cable Operating voltage [V]: 12 Number of Poles: 2 Sensor Type: Hall Sensor
 ABS sensor, front, right	<b>1197101680</b> <i>For reference:</i> 927390002 7H0927804 WHT003856	Carrera GT	5.7	07/03-12/06	Supplementary Article/Supplementary Info 2: without cable Operating voltage [V]: 12 Number of Poles: 2 Sensor Type: Hall Sensor
 ABS sensor, front/rear, left	<b>1197102970</b> <i>For reference:</i> 7L0927807A 7L0927807B 95560640510 95560640511 WHT003857A	Cayenne (955)	3.2 4.5	09/02-09/07	Fitting Position: Rear Axle Left Sensor Type: Hall Sensor
 ABS sensor, front/rear, right	<b>1197102980</b> <i>For reference:</i> 7L0927808A 7L0927808B 95560640610 95560640611 WHT003856A	Cayenne (955)	3.2 4.5	09/02-09/07	Fitting Position: Rear Axle Right Sensor Type: Hall Sensor
 Sensor, brake lining wear, rear	<b>1197300200</b> <i>For reference:</i> 7L0907637B 7L0907637C 95561236520 95561236530	Cayenne	3.2-4.8 (incl. D)	06/02-	Fitting Position: Rear Axle left and right Warning Contact Length [mm]: 252
 Sensor, brake lining wear, front, for 17" and 18" discs and black and silver calipers	<b>1197300300</b> <i>For reference:</i> 7L0907637 95561236500	Cayenne (955) Cayenne (955) Cayenne Turbo (955)	3.2 4.5 4.5	10/03-09/02-09/02-	Fitting Position: Front Axle left and right Warning Contact Length [mm]: 417
 Sensor, brake lining wear, rear	<b>1197300800</b> <i>For reference:</i> 7P0907637C 95861236550	Cayenne Panamera	3.0-4.8 (incl. D) 3.0-3.6	06/10-05/10-	Fitting Position: Rear Axle left and right Warning Contact Length [mm]: 140



# Interior



Description	Item no.	Application	Engine	Year	Criteria / Information
 <p>Floor mat set, 4 pcs., black</p>	<b>1601700110</b> <i>For reference:</i> EQ880800	Porsche 911 Targa/Cabrio	2.7-3.3	08/73-07/89	Fitting Position: Front and Rear Colour: Black Quantity: 4
 <p>Floor mat set, 4 pcs., black</p>	<b>1601700210</b> <i>For reference:</i> EQ880801	Porsche 911 Coupe	2.7-3.3	08/74-07/89	Fitting Position: Front and Rear Colour: Black Quantity: 4
 <p>Floor mat set, 4 pcs., black</p>	<b>1601700310</b> <i>For reference:</i> EQ880802	Porsche 964 Porsche 993	3.3-3.6 3.6-3.8	12/88-06/94 10/93-09/97	Fitting Position: Front and Rear Colour: Black Quantity: 4
 <p>Gear knob, 5 speed, glossy black</p>	<b>1632200100</b> <i>For reference:</i> 90142401400 90142401400	Porsche 911 Porsche 914	2.0-2.7 1.7-2.0	01/63-07/73 01/69-02/76	Colour: Black Colour: Glossy Number of Gears: 5 Speed
 <p>Gear knob, 5 speed, glossy black</p>	<b>1632200200</b> <i>For reference:</i> 91142407101	911	2.7-3.2	08/73-07/86	Colour: Black Colour: Glossy Number of Gears: 5 Speed



Description	Item no.	Application	Engine	Year	Criteria / Information
 <p>Gear knob, 5 speed, matt black</p>	<b>1632200300</b> <i>For reference:</i> 91142407101	911	2.7-3.2	08/73-07/86	Colour: Black Colour: Mat Number of Gears: 5 Speed
 <p>Gear knob, 5 speed, matt black</p>	<b>1632200400</b> <i>For reference:</i> 90142401400	Porsche 911 Porsche 914	2.0-2.7 1.7-2.0	01/63-07/73 01/69-02/76	Colour: Black Colour: Mat Number of Gears: 5 Speed
 <p>Boot for gear shift lever</p>	<b>1632300100</b> <i>For reference:</i> 91142418101	911	2.0-3.3	08/70-07/87	
 <p>Boot for gear shift lever</p>	<b>1632300200</b> <i>For reference:</i> 91142404700 911424047001AJ	Porsche 911	3.2-3.3	08/83-07/89	Colour: Black





Description	Item no.	Application	Engine	Year	Criteria / Information
 <p>Boot for gear shift lever</p>	<b>1632300300</b> <i>For reference:</i> 91442490100	Porsche 356 B/C Porsche 911 Porsche 912 Porsche 914	1.6 2.0-2.4 1.6 1.7-2.0	01/59-12/65 01/63-12/73 01/65-02/70 01/69-02/76	Colour: Black
 <p>Steering wheel horn button rubber cap</p>	<b>1645600100</b> <i>For reference:</i> 90134782301	356 B/C 911 912 914/6	1.5-1.6 2.0-2.4 1.6 1.7-2.0	01/59-12/65 01/63-07/67 01/65-12/69 01/69-02/76	Equipment Variant: For horn button Material: Elastomer
 <p>Cover for steering column, lower</p>	<b>1645600400</b> <i>For reference:</i> 90161331201	911 912	2.0-2.4 1.6	01/63-07/73 01/65-12/69	Fitting Position: Lower
 <p>Pedal kit, alu, manual transmission</p>	<b>1672100210</b> <i>For reference:</i> EQ721101	996 Boxster man. (986) Boxster man. (987)	3.4-3.6 2.5-3.2 2.7-3.4	09/97-08/05 09/96-12/04 11/04-03/12	Equipment Variant: Speeder/clutch/brake Quantity Unit: Set Material: Aluminium Transmission Type: Manual Transmission
 <p>Pedal kit, alu, Tiptronic</p>	<b>1672100310</b> <i>For reference:</i> EQ721102	996 Boxster man. (986) Boxster man. (987)	3.4-3.6 2.5-3.2 2.7-3.4	09/97-08/05 09/96-12/04 11/04-03/12	Equipment Variant: Speeder/brake Quantity Unit: Set Material: Aluminium Transmission Type: Semi-automatic



Description	Item no.	Application	Engine	Year	Criteria / Information
 <p>Foot-rest, alu, LHD</p>	<b>1672100400</b> <i>For reference:</i> EQ721110	996 Boxster man. (986) Boxster man. (987)	3.4-3.6 2.5-3.2 2.7-3.4	09/97-08/05 09/96-12/04 11/04-03/12	Material: Aluminium Driver Position: for left-hand drive vehicles
 <p>Foot-rest, alu, RHD</p>	<b>1672100500</b> <i>For reference:</i> EQ721110RHD	996 Boxster man. (986) Boxster man. (987)	3.4-3.6 2.5-3.2 2.7-3.4	09/97-08/05 09/96-12/04 11/04-03/12	Material: Aluminium Driver Position: for right-hand drive vehicles
 <p>Accelerator pedal</p>	<b>1672100600</b> <i>For reference:</i> 90142301000	911 911 Turbo 914	2.0-2.7 3.0 1.7-2.0	01/63-07/74 01/75-07/75 01/69-02/76	
 <p>Accelerator pedal</p>	<b>1672100700</b> <i>For reference:</i> 91142311102	911 911 Turbo 928	2.7-3.2 3.0 3.3 4.7-5.4	08/74-07/89 08/75-07/89 08/79-11/95	



Description	Item no.	Application	Engine	Year	Criteria / Information
 <p>Pedal pad for clutch and brake</p>	<b>1672200200</b> <i>For reference:</i> 91442321000 91442321000	356 /A/B/C 911 912 914 959 964 993	1.1-2.0 2.0-3.3 1.6 1.7-2.0 2.8 3.3-3.6 3.6-3.8	01/50-03/68 01/63-07/89 01/65-12/69 01/69-02/76 01/86-04/91 12/88-05/94 10/93-09/97	
 <p>Handbrake handle, alu</p>	<b>1672600200</b> <i>For reference:</i> EQ721002	911	2.0-3.3	01/63-07/89	Material: Aluminium
 <p>Handbrake handle</p>	<b>1672600300</b> <i>For reference:</i> 90142452101	911	2.0-3.3	01/63-07/89	
 <p>Push button for hand brake</p>	<b>1672600400</b> <i>For reference:</i> 90142452301	Porsche 911 Porsche 912 Porsche 914 Porsche 959	2.0-3.3 1.6 1.7-2.0 2.8	01/63-07/89 01/65-02/70 01/69-02/76 01/86-04/91	Equipment Variant: Push button
 <p>Picture not available</p> <p>Handbrake cover</p>	<b>1672600500</b> <i>For reference:</i> 91142459102	Porsche 911	2.7-3.3	08/73-07/85	Colour: Black
 <p>Sound absorber kit for body work insulation. Cut for doors but universal usable. Dimension 50 x 26 cm.</p>	<b>8181300510</b> <i>For reference:</i> 113898730	Porsche 356 Porsche 911 Porsche 912 Porsche 914 Porsche 964 Porsche 993 VW T.1 VW T.2 VW T.2 VW T.2 (T25) VW T.3 VW T.4	1.1-1.6 2.0-3.3 1.6 1.7-2.0 3.3-3.6 3.6-3.8 1.2-1.6 1.2-1.6 1.6-2.0 1.6-2.1 (incl. D) 1.5-1.6 1.7-1.8	01/50-12/65 01/63-07/89 01/65-02/70 01/69-02/76 12/88-06/94 10/93-09/97 12/47-12/85 01/50-07/67 08/67-07/79 05/79-07/92 04/61-07/73 07/68-03/75	Equipment Variant: For doors and others Quantity: 2



Description	Item no.	Application	Engine	Year	Criteria / Information
 Stabilizer bar, carbon	<b>1684000300</b> For reference: EQ880100	996 Boxster (986)	3.4-3.6 2.5-3.2	09/97-08/05 09/96-12/04	
 Stabilizer bar, carbon	<b>1684000400</b> For reference: EQ880101	964 993 C2	3.3-3.6 3.6-3.8	12/88-06/94 10/93-09/97	
 Stabilizer bar, carbon	<b>1684000500</b> For reference: EQ880102	911	2.0-3.3	01/63-07/89	
 Stabilizer bar, carbon	<b>1684000600</b> For reference: EQ880103	997	3.6-3.8	07/04-	
 Stabilizer bar, 22 mm, black	<b>1684000700</b> For reference: 91134370313	911	3.2-3.3	08/85-07/89	Fitting Position: Front Diameter [mm]: 22 Colour: Black
 Lock for vent window, black/chrome, left	<b>1685250170</b> For reference: 90154256300	Porsche 911	2.0-3.0	01/63-07/75	Equipment Variant: Vent window lock Fitting Position: Left Front Colour: Chrome / Black
 Escutcheon, wind/door handle, ivory	<b>8187100806</b> For reference: 837201006 113837235E	356 VW T.1	1.1-1.6 1.2-1.5	01/50-12/65 12/47-07/67	Fitting Position: inner Colour: Ivory White
 Escutcheon wind/door handle, black	<b>8187100906</b> For reference: 837201007 113837235S	356 VW T.1	1.1-1.6 1.2-1.5	01/50-12/65 12/47-07/67	Fitting Position: inner Colour: Black
 Door pin set, alu, 2 pcs.	<b>1687400110</b> For reference: EQ837001	911	2.0-3.3	01/63-07/89	Material: Aluminium
 Door pin set, alu, 2 pcs.	<b>1687400210</b> For reference: EQ837002	964	3.3-3.6	12/88-06/94	Material: Aluminium



Description	Item no.	Application	Engine	Year	Criteria / Information
 Door lock knob, black	<b>1687550106</b> <i>For reference:</i> 90153167121 90153167121	911 912	2.0-3.0 1.6	01/63-07/76 01/65-02/70	Colour: Black
 Door knob set, alu, one side, with chrome cap	<b>1687550210</b> <i>For reference:</i> EQ837003	911 928 964 993	3.2-3.3 4.5-5.4 3.3-3.6 3.6-3.8	08/84-07/89 09/77-11/95 12/88-06/94 10/93-09/97	Material: Aluminium
 Door lock knob, OE style	<b>8187550306</b> <i>For reference:</i> 837200005 111837187B 171837187	Golf/Jetta Porsche 356 Scirocco VW T.1 VW T.2 VW T.3 VW T.4	1.1-1.8 (incl. D) 1.1-1.6 1.1-1.8 1.2-1.6 1.6-2.0 1.5-1.6 1.7-1.8	05/74-02/84 01/50-12/65 02/74-04/81 08/66-12/85 08/67-07/79 08/66-07/73 08/70-07/74	
 Door knob set, one side, alu, black anodized with chrome cap	<b>1687550310</b> <i>For reference:</i> EQ837003BL	911 928 964 993	3.2-3.3 4.5-5.4 3.3-3.6 3.6-3.8	08/84-07/89 09/77-11/95 12/88-06/94 10/93-09/97	Colour: Black Material: Aluminium
 Door handle set, inner, alu, left/right	<b>1687800110</b> <i>For reference:</i> EQ837020	911	2.0-3.3	08/68-07/89	Fitting Position: Left and right Material: Aluminium Quantity Unit: Pair
 Door handle set, alu, left/right, black anodized	<b>1687800210</b> <i>For reference:</i> EQ837020BL	911	2.0-3.3	08/68-07/89	Fitting Position: Left and right Material: Aluminium Quantity Unit: Pair Colour: Black Surface: Anodized
 Door handle, inner, left	<b>1687800370</b> <i>For reference:</i> 90153107300	911	2.0-2.4	01/63-07/73	Fitting Position: Left










Description	Item no.	Application	Engine	Year	Criteria / Information
 Door handle, inner, right	<b>1687800380</b> <i>For reference:</i> 90153107400	911	2.0-2.4	01/63-07/73	Fitting Position: Right
 Door handle, inner, left	<b>1687800470</b> <i>For reference:</i> 91153125100 9115312510070B	911 959 964	2.7-3.3 2.8 3.3-3.6	08/77-07/89 01/86-04/91 12/88-06/94	Fitting Position: Left
 Door handle, inner, right	<b>1687800480</b> <i>For reference:</i> 91153125200 9115312520070B	911 959 964	2.7-3.3 2.8 3.3-3.6	08/77-07/89 01/86-04/91 12/88-06/94	Fitting Position: Right
 Rosette for Targa hard top release handle	<b>1688000200</b> <i>For reference:</i> 90156529945	911 Targa	2.0-3.2	08/70-07/85	Fitting Position: Roof Fitting Equipment Variant: For Targa hard top
 Tank flap release handle	<b>1688000300</b> <i>For reference:</i> 90155282200	911 911 (oil flap release knob) 912 959 964 993	2.0-3.3 2.0-2.2 1.6 2.8 3.3-3.6 3.6-3.8	01/63-07/89 08/70-07/71 01/65-12/69 01/86-04/91 12/88-06/94 10/93-09/97	
 Knob for heater control, black	<b>1688000400</b> <i>For reference:</i> 90157191700	911 914	2.0-3.3 1.7-2.0	01/63-07/85 01/69-02/76	Control Type: Push control Colour: Black Fitting Position: Dashboard
 Knob for heater control, red	<b>1688000500</b> <i>For reference:</i> 90157191800	911 914	2.0-3.3 1.7-2.0	08/68-07/85 01/69-02/76	Control Type: Push control Colour: Red Fitting Position: Dashboard





Description	Item no.	Application	Engine	Year	Criteria / Information
 Knob for heater lever, black	<b>1688000700</b> <i>For reference:</i> 69542479200	Porsche 356 C Porsche 911 Porsche 912	1.6 2.0 1.6	01/63-12/65 01/63-07/67 01/65-07/67	Equipment Variant: Knob, heater lever Colour: Red
 Knob for heater lever, red	<b>1688000800</b> <i>For reference:</i> 91442479201	Porsche 911 Porsche 912 Porsche 914/6	2.0-2.7 1.6 2.0	08/67-07/74 08/67-12/69 11/69-12/73	Equipment Variant: Knob, heater lever Colour: Red
 Knob for heater lever, red	<b>1688000900</b> <i>For reference:</i> 91142479101 91142479102 91142479203	Porsche 911	2.7-3.3	08/74-07/89	Equipment Variant: Knob, heater lever Colour: Red
 Window winder handle, left/right, black	<b>1688300100</b> <i>For reference:</i> 91154247101	911	2.7-3.3	08/73-07/83	Colour: Black
 Window winder handle, black, left/right	<b>8188300100</b> <i>For reference:</i> 837401001 1138375814 1138375817 321837581 321837581A 321837601	924 944 Golf/Jetta Scirocco VW T.1 VW T.2 VW T.2 (T25) VW T.3 VW T.4	2.0-2.5 2.5 1.1-1.8 (incl. D) 1.1-1.8 1.2-1.6 1.6-2.0 1.6-2.1 (incl. D) 1.5-1.6 1.7-1.8	11/75-12/84 08/83-07/84 02/74-02/84 02/74-07/92 08/74-12/85 08/69-07/79 05/79-07/92 12/71-07/73 04/72-07/74	Fitting Position: Left and right Colour: Black
 Window winder handle, black, left/right, Hella	<b>8188300102</b> <i>For reference:</i> 1138375814 1138375817 321837581 321837581A 321837601	924 944 Golf/Jetta Scirocco VW T.1 VW T.2 VW T.2 (T25) VW T.3 VW T.4	2.0-2.5 2.5 1.1-1.8 (incl. D) 1.1-1.8 1.2-1.6 1.6-2.0 1.6-2.1 (incl. D) 1.5-1.6 1.7-1.8	11/75-12/84 08/83-07/84 02/74-02/84 02/74-07/92 08/74-12/85 08/69-07/79 05/79-07/92 12/71-07/73 04/72-07/74	Fitting Position: Left and right Colour: Black
 Window winder handle, left/right, black	<b>1688300106</b> <i>For reference:</i> 91154247101	911	2.7-3.3	08/73-07/83	
 Window winder handle, left/right, chrome	<b>1688300200</b> <i>For reference:</i> 91154247100 91154247101	911	2.7-3.3	08/73-07/83	










Description	Item no.	Application	Engine	Year	Criteria / Information
 <p>Window winder handle, left/right</p>	<b>1688300306</b> <i>For reference:</i> 64454247001	356 A/B/C	1.5-1.6	01/55-12/65	
 <p>Window winder handle, left/right, chrome</p>	<b>1688300400</b> <i>For reference:</i> 90154247020	911	2.0	01/63-08/67	Fitting Position: Left and right Surface: Chromed
 <p>Plastic cover for window winder handle, left/right</p>	<b>1688350100</b> <i>For reference:</i> 90154248220 90154248220	911 912	2.0-3.3 1.6	01/63-07/83 01/65-02/70	Colour: Black
 <p>Plastic cover cap for window winder handle, left/right</p>	<b>1688350200</b> <i>For reference:</i> 90154247220	911	2.0	01/63-08/67	Fitting Position: Left and right Colour: Black
 <p>Door window winder base (1 pcs.), black plastic, Ø37 mm outside, Ø11 inside</p>	<b>8188350300</b> <i>For reference:</i> 111837595A	924 944 Golf/Jetta K70 Scirocco VW T.1 incl. 1302/03 VW T.2 VW T.2 VW T.3 VW T.4	2.0-2.5 2.5-3.0 1.1-1.8 (incl. D) 1.7-1.8 1.1-1.8 1.2-1.6 1.6-2.0 1.6-2.1 (incl. D) 1.5-1.6 1.7-1.8	08/76-07/85 08/83-07/89 02/74-07/83 07/71-10/74 02/74-07/92 08/69-04/79 08/67-07/79 05/79-07/92 12/71-07/73 04/72-07/74	Equipment Variant: Winder base Fitting Position: Left and right Material: Plastic Colour: Black Outer Diameter [mm]: 37 Inner Diameter [mm]: 11
 <p><b>Picture not available</b></p> <p>Door window winder base (1 pcs.), brown plastic, Ø37 mm outside, Ø11 inside</p>	<b>8188350400</b> <i>For reference:</i> 111837595A 111837595A90V	924 944 Golf/Jetta K70 Scirocco VW T.1 incl. 1302/03 VW T.2 VW T.2 VW T.3 VW T.4	All All 1.1-1.8 (incl. D) 1.7-1.8 1.1-1.8 1.2-1.6 1.6-2.0 1.6-2.1 (incl. D) 1.5-1.6 1.7-1.8	08/76-07/85 08/83-07/89 02/74-07/83 07/71-02/75 02/74-07/92 08/69-04/79 08/67-07/79 04/79-07/92 12/71-07/73 04/72-07/74	Equipment Variant: Winder base Fitting Position: Left and right Material: Plastic Colour: Brown Outer Diameter [mm]: 37 Inner Diameter [mm]: 11
 <p>Rearview mirror, chrome</p>	<b>1689200100</b> <i>For reference:</i> 64473110106 64473110106	356 B/C	1.6	01/59-12/65	Surface: Chromed







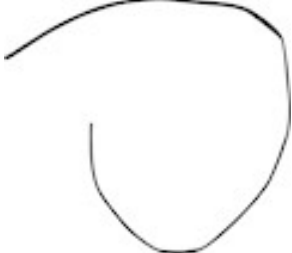
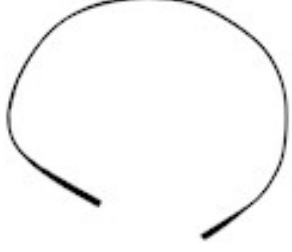



Description	Item no.	Application	Engine	Year	Criteria / Information
 <p>Rearview mirror, chrome</p>	<b>1689200200</b> <i>For reference:</i> 90173101020 90173101020 91473101411	911	2.0-3.3	08/66-07/77	Surface: Chromed
 <p>Luggage boot carpet set</p>	<b>1689500110</b> <i>For reference:</i> 90155104520	911 912	2.0 1.6	01/63-07/68 01/65-07/68	Colour: Black Quantity: 3 Quantity Unit: Kit
 <p>Luggage boot carpet set</p>	<b>1689500210</b> <i>For reference:</i> 91155104500	911 912	2.0-2.7 1.6	08/68-07/73 08/68-12/69	Colour: Black Quantity: 3
 <p>Luggage boot carpet set</p>	<b>1689500310</b> <i>For reference:</i> 91155104502	911 (without brake booster) 911 Turbo (without brake booster)	2.7-3.0 3.0	08/73-07/76 01/75-07/76	Brake Caliper Colour: Black Quantity: 3 Brake System: for vehicles without brake booster
 <p>Luggage boot carpet set</p>	<b>1689500410</b> <i>For reference:</i> 91155104503 93055104500	911 (with brake booster and washer tank) 911 Turbo (with brake booster)	2.7-3.2 3.0-3.3	08/76-07/85 08/76-07/85	Brake Caliper Colour: Black Quantity: 3 Brake System: for vehicles with brake booster
 <p>Headliner kit, white (without sunroof)</p>	<b>1689500510</b> <i>For reference:</i> 91155505501	911 Coupe 964 Coupe	2.0-3.3 3.3-3.6	08/68-07/89 07/89-09/93	Colour: White Vehicle Equipment: for vehicles without sunroof Quantity Unit: Kit







Description	Item no.	Application	Engine	Year	Criteria / Information
 Headliner kit, black (without sunroof)	<b>1689500610</b> For reference: 96455505500	911 Coupe 964 Coupe	2.0-3.3 3.3-3.6	08/68-07/89 07/89-09/93	Colour: Black Vehicle Equipment: for vehicles without sunroof Quantity Unit: Kit
 Headliner kit, white (with sunroof)	<b>1689500710</b> For reference: 91155505511	911 Coupe 964 Coupe	2.0-3.3 3.3-3.6	08/68-07/89 07/89-09/93	Colour: White Vehicle Equipment: for vehicles with sunroof Quantity Unit: Kit
 Headliner kit, black (with sunroof)	<b>1689500810</b> For reference: 91155505515	911 Coupe 964 Coupe	2.0-3.3 3.3-3.6	08/68-07/89 07/89-09/93	Colour: Black Vehicle Equipment: for vehicles with sunroof Quantity Unit: Kit
 Headliner kit, white (without sunroof)	<b>1689500910</b> For reference: 6445550100 6445550100WHI	356 A/B/C Coupe	1.6	01/55-12/65	Colour: White Vehicle Equipment: for vehicles without sunroof Quantity Unit: Kit
 Headliner kit, black (without sunroof)	<b>1689501010</b> For reference: 6445550100 6445550100BLA	356 A/B/C Coupe	1.6	01/55-12/65	Colour: Black Vehicle Equipment: for vehicles without sunroof Quantity Unit: Kit
 Headliner kit, white (with sunroof)	<b>1689501110</b> For reference: 6445550106 6445550106WHI	356 A/B/C Coupe	1.6	01/55-12/65	Colour: White Vehicle Equipment: for vehicles with sunroof Quantity Unit: Kit
 Headliner kit, black (with sunroof)	<b>1689501210</b> For reference: 6445550106 6445550106BLA	356 A/B/C Coupe	1.6	01/55-12/65	Colour: Black Vehicle Equipment: for vehicles with sunroof Quantity Unit: Kit
 Stud plate for boot carpet retainer	<b>168950100</b> For reference: 91150307500	Porsche 911 Porsche 912 Porsche 964	2.0-3.3 1.6 3.3-3.6	01/63-07/89 01/65-02/70 12/88-06/94	Fitting Position: Front Equipment Variant: Stud plate Equipment Variant: Carpet retainer



Description	Item no.	Application	Engine	Year	Criteria / Information
 Sun visor set, black/cream, left/right	<b>1689800110</b> <i>For reference:</i> 911798031 91173103102 91173103202	911 Coupe	2.0-3.0	01/63-07/77	Quantity Unit: Set Colour: Black Colour: Cream
 Sun visor set, black/cream, left/right, economy quality	<b>1689800116</b> <i>For reference:</i> 91173103102 91173103202	911 Coupe	2.0-3.0	01/63-07/77	Quantity Unit: Set Colour: Black Colour: Cream Alternatively:
 Sun visor set, black/black, left/right	<b>1689800210</b> <i>For reference:</i> 911798032 91173103129 91173103208	911 Coupe	2.0-3.0	01/63-07/77	Quantity Unit: Set Colour: Black
 Sun visor set, black/black, left/right, economy quality	<b>1689800216</b> <i>For reference:</i> 91173103129 91173103208	911 Coupe	2.0-3.0	01/63-07/77	Quantity Unit: Set Colour: Black Alternatively:
 Sun visor set, black/black, left/right	<b>1689800310</b> <i>For reference:</i> 911798042 91173103142 91173103242	911 Targa	2.0-3.0	11/64-07/77	Quantity Unit: Set Colour: Black
 Sun visor set, black/black, left/right, economy quality	<b>1689800316</b> <i>For reference:</i> 91173103142 91173103242	911 Targa	2.0-3.0	11/64-07/77	Colour: Black Alternatively:
 Velvet strip for sunroof, front	<b>1689801000</b> <i>For reference:</i> 91156419100	911 964 993	2.0-3.3 3.3-3.6 3.3-3.8	01/63-07/89 12/88-06/94 10/93-09/97	
 Velvet strip for sunroof, rear	<b>1689801106</b> <i>For reference:</i> 91156419300	911 964 993	2.0-3.3 3.3-3.6 3.6-3.8	01/63-07/89 12/88-06/94 10/93-09/97	Fitting Position: Rear
 Ignition switch cover plate, alu	<b>1689801700</b> <i>For reference:</i> EQ850100	911 964 993	2.7-3.3 3.3-3.6 3.6-3.8	01/74-07/89 12/88-06/94 10/93-09/97	Equipment Variant: Cover plate Material: Aluminium





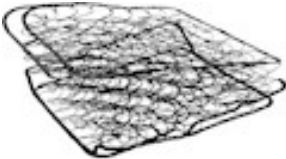




Description	Item no.	Application	Engine	Year	Criteria / Information
 <p>Ignition switch cover plate, alu, black anodized</p>	<b>1689801800</b> <i>For reference:</i> EQ850100BL	911 964 993	2.3-3.8 3.3-3.6 3.6-3.8	01/74-08/89 12/88-06/94 10/93-09/97	Equipment Variant: Cover plate Colour: Black Material: Aluminium
 <p>Decor ring for switches, alu</p>	<b>1689801900</b> <i>For reference:</i> EQ850101	911 964 993	3.2-3.3 3.3-3.6 3.6-3.8	08/85-07/89 12/88-06/94 10/93-09/97	Material: Aluminium
 <p>Decor ring for switch for headlight, alu</p>	<b>1689802100</b> <i>For reference:</i> EQ850102	993	3.6-3.8	10/93-09/97	Equipment Variant: Decor ring Material: Aluminium
 <p>Decor ring for switch for headlight, alu, black anodized</p>	<b>1689802200</b> <i>For reference:</i> EQ850102BL	993	3.6-3.8	10/93-09/97	Equipment Variant: Decor ring Colour: Black Material: Aluminium





Description	Item no.	Application	Engine	Year	Criteria / Information
 <p>Release knob for fuel filler door, alu</p>	<b>1689802300</b> <i>For reference:</i> EQ850103	911 964 993	2.3-3.3 3.3-3.6 3.6-3.8	08/73-07/89 12/88-06/94 10/93-09/97	
 <p>Luggage compartment trim against dashboard</p>	<b>1689802600</b> <i>For reference:</i> 91155106700	911	2.0-3.0	08/68-07/75	
 <p>Door trim panel, black vinyl, left</p>	<b>1689802770</b> <i>For reference:</i> 91155503100 91155503106 91155503128	911	2.7-3.3	08/73-07/89	Fitting Position: Left Colour: Black Number of Doors: 2
 <p>Door trim panel, black vinyl, right</p>	<b>1689802780</b> <i>For reference:</i> 91155503200 91155503206 91155503228	911	2.7-3.3	08/73-07/89	Fitting Position: Right Colour: Black Number of Doors: 2
 <p>Sun visor set, black/black, left/right</p>	<b>1689803010</b> <i>For reference:</i> 90173101710 90173101810 90179801710	914	1.7-2.0	01/69-02/76	Fitting Position: Left and right Colour: Black Quantity Unit: Set
 <p>Door panel pocket trim, left</p>	<b>1689803170</b> <i>For reference:</i> 901555015 901555015037 901555015037K	Porsche 911	2.0-2.4	08/68-07/73	Fitting Position: Left Equipment Variant: For panel pocket
 <p>Door panel pocket trim, right</p>	<b>1689803180</b> <i>For reference:</i> 901555016 901555016038 901555016038K	Porsche 911	2.0-2.4	08/68-07/73	Fitting Position: Right Equipment Variant: For panel pocket
 <p>Sun visor clip, black</p>	<b>1689803200</b> <i>For reference:</i> 91173133100	911 Coupe 928 964 Coupe 993 Coupe	2.2-3.3 4.5-5.4 3.3-3.6 3.6-3.8	08/70-07/89 09/77-11/95 12/88-06/94 10/93-09/97	Fitting Position: Left and right Colour: Black



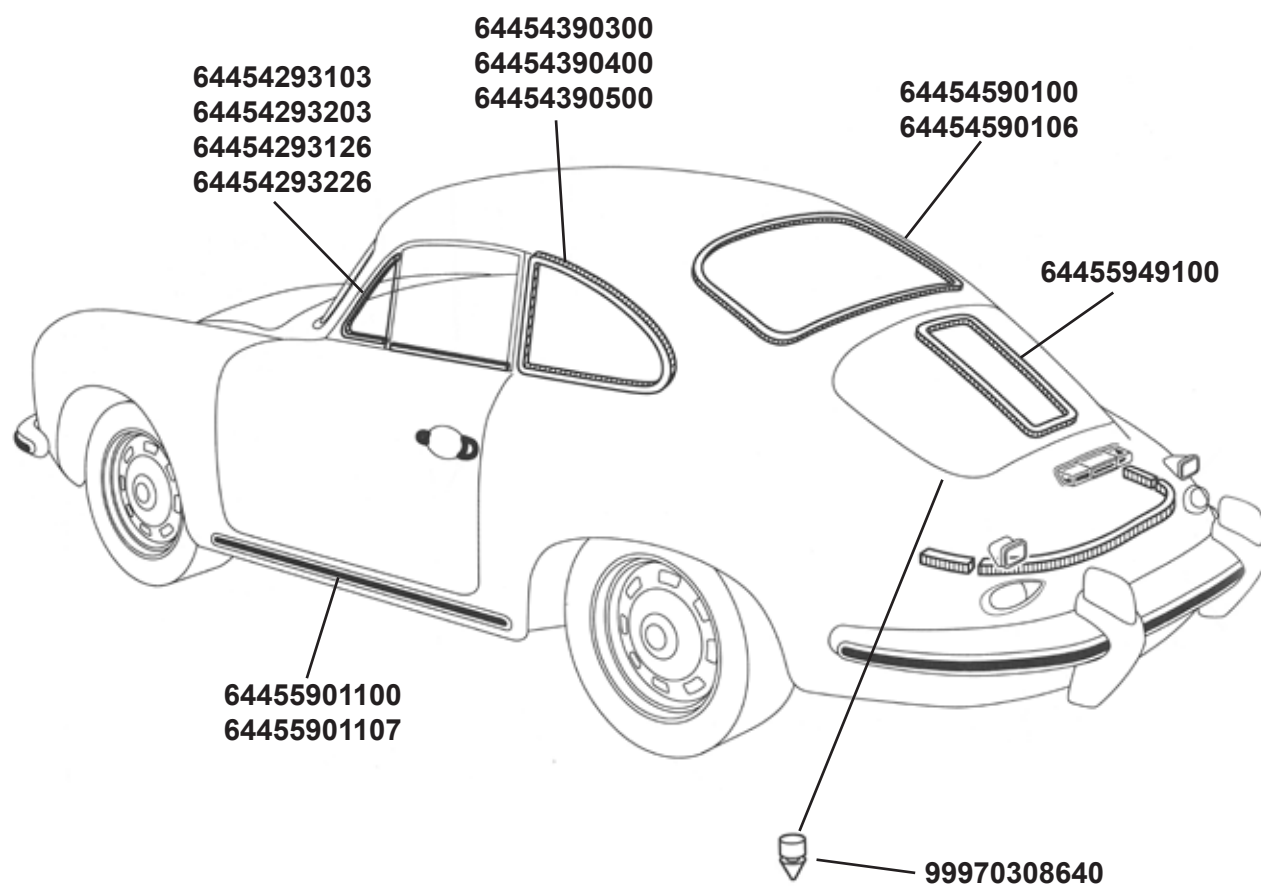
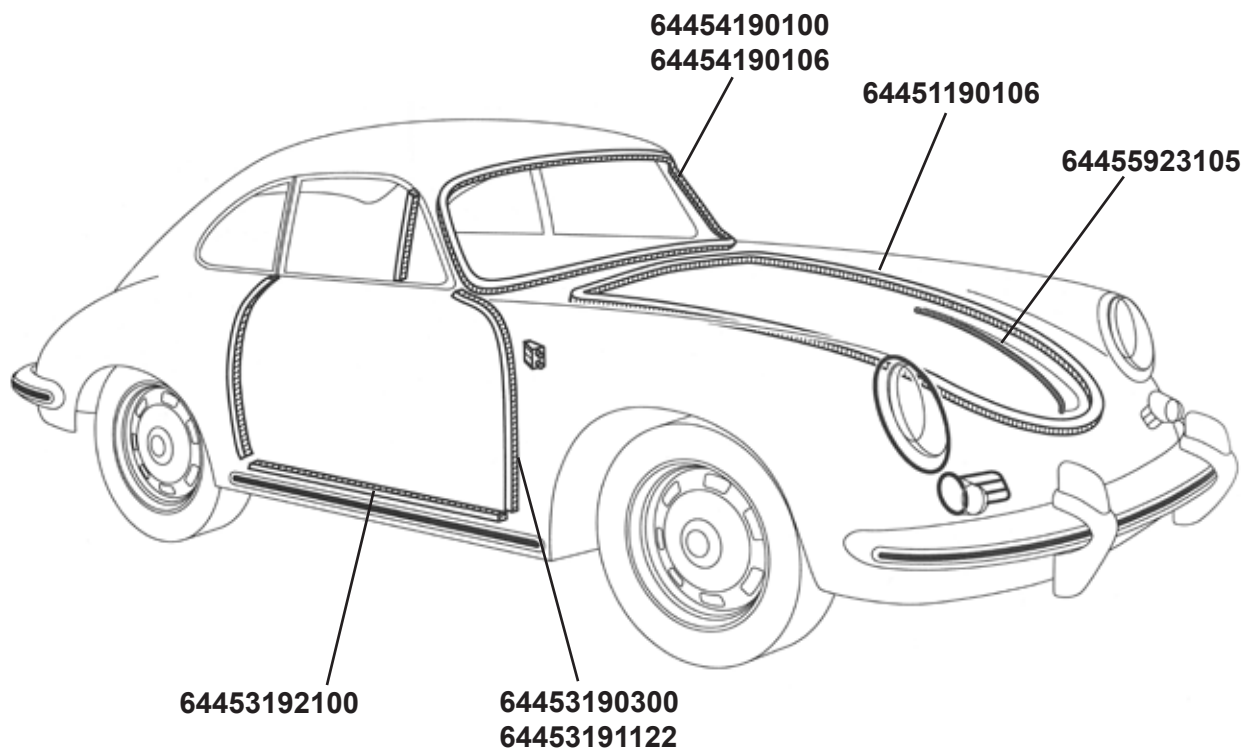
Description	Item no.	Application	Engine	Year	Criteria / Information
 Vent trim, front window, right	<b>1689803380</b> <i>For reference:</i> 90155241000 91155241000	911	2.0-3.3	01/63-07/85	Fitting Position: Right
 Knob for hand throttle lever, round	<b>1689803400</b> <i>For reference:</i> 90142432300	Porsche 911	2.0-2.2	08/68-07/71	Equipment Variant: Knob, hand throttle Shape: Round
 Inner spring, complete, for front seat cushion, left/right	<b>1689803500</b> <i>For reference:</i> 91152116500	Porsche 911 Porsche 912	2.0-2.4 1.6	01/63-07/73 01/65-02/70	Fitting Position: Front Fitting Position: Left and right Equipment Variant: Inner spring
 <b>Picture not available</b> Adjuster for seat runner, left. To be replaced on seat frame	<b>1689803670</b> <i>For reference:</i> 90152100950	Porsche 911	2.0-2.4	01/63-07/73	Operating Mode: Manual Fitting Position: Left Front Equipment Variant: For seat runner
 <b>Picture not available</b> Adjuster for seat runner, right. To be replaced on seat frame	<b>1689803680</b> <i>For reference:</i> 90152101050	Porsche 911	2.0-2.4	01/63-07/73	Operating Mode: Manual Fitting Position: Right Front Equipment Variant: For seat runner
 <b>Picture not available</b> Knob for seat runner adjustment	<b>1689803700</b> <i>For reference:</i> 91152116300	Porsche 911	2.0-2.4	01/63-07/73	Equipment Variant: For seat runner adj.
 <b>Picture not available</b> Door package box with black textile, left	<b>1689803870</b> <i>For reference:</i> 91155503702 91155503704	Porsche 911	2.7-3.3	08/73-07/89	Equipment Variant: Door package box Fitting Position: Left Front Colour: Black Material: Plastic Material: Textile

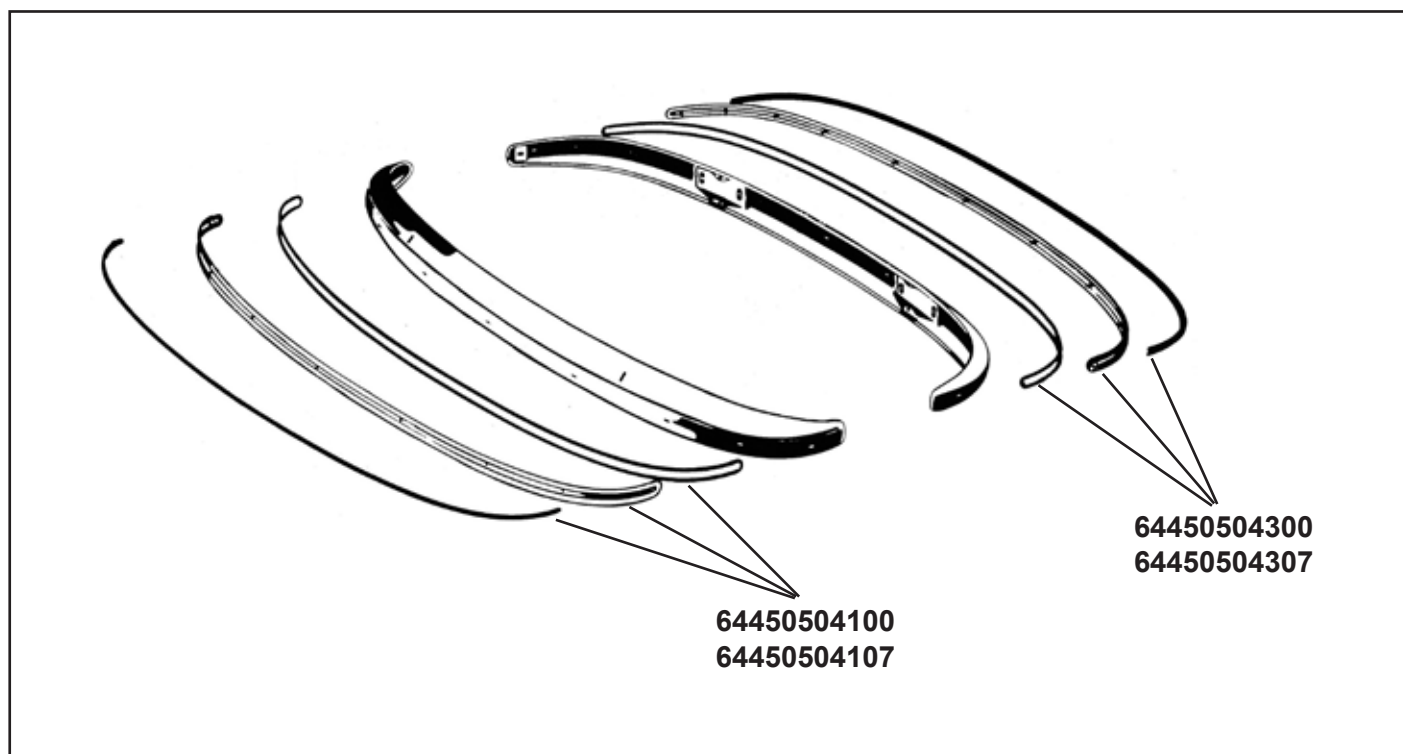


Description	Item no.	Application	Engine	Year	Criteria / Information
 <p>Picture not available</p> <p>Door package box with black textile, right</p>	<b>1689803880</b> For reference: 91155503802 91155503804	Porsche 911	2.7-3.3	08/73-07/89	Equipment Variant: Door package box Fitting Position: Right Front Colour: Black Material: Plastic Material: Textile
 <p>Luggage compartment lamp</p>	<b>1695700100</b> For reference: 90163220101	911	2.0-3.3	01/63-07/89	
 <p>Rosette, chrome (5 per car)</p>	<b>1696150100</b> For reference: 90161321650	911	2.0	01/63-07/69	Fitting Position: Dashboard Bolt / Nut Version: with collar Supplementary Article/Supplementary Info 2: Switch in dashboard Surface: Chromed Required quantity: 5
 <p>Rosette, black, plastic (5/6 per car)</p>	<b>1696150200</b> For reference: 91161321300	911	2.0-2.4	08/69-07/73	Fitting Position: Dashboard Bolt / Nut Version: with collar Supplementary Article/Supplementary Info 2: Switch in dashboard Colour: Black Material: Plastic
 <p>Switch for seat adjustment, black. Vertical adjustment front/rear</p>	<b>1697000206</b> For reference: 92861318100	911 964 993	3.2-3.3 3.3-3.6 3.6-3.8	08/83-07/89 12/88-06/94 10/93-09/97	Operating Mode: Electric Equipment Variant: Vertical adj. Fitting Position: Front and Rear
 <p>Switch for seat adjustment, black. Longitudinal adjustment and vertical adjustment front</p>	<b>1697000306</b> For reference: 92861318200	911 964 993	3.2-3.3 3.3-3.6 3.6-3.8	08/83-07/89 12/88-06/94 10/93-09/97	Operating Mode: Electric Equipment Variant: Vertical adj. Equipment Variant: Longitudinal adj. Fitting Position: Front
 <p>Switch for seat adjustment, black. Backrest adjustment and vertical adjustment rear</p>	<b>1697000406</b> For reference: 92861318300	911 964 993	3.2-3.3 3.3-3.6 3.6-3.8	08/83-07/89 12/88-06/94 10/93-09/97	Operating Mode: Electric Equipment Variant: Backrest adj. Equipment Variant: Vertical adj. Fitting Position: Rear
 <p>Gauge decor plate set, white, MpH/km/t, 7000 rpm.</p>	<b>1699600410</b> For reference: EQ940403	964 993	3.3-3.6 3.6-3.8	12/88-06/94 10/93-09/97	Equipment Variant: Gauge decor plates Brake Caliper Colour: White Quantity: 12 pcs
 <p>Gauge decor rings, alu, heavy duty</p>	<b>1699650210</b> For reference: EQ940500HD	914 964 993	1.7-2.0 3.3-3.6 3.6-3.8	01/69-02/76 12/88-06/94 10/93-09/97	Material: Aluminium



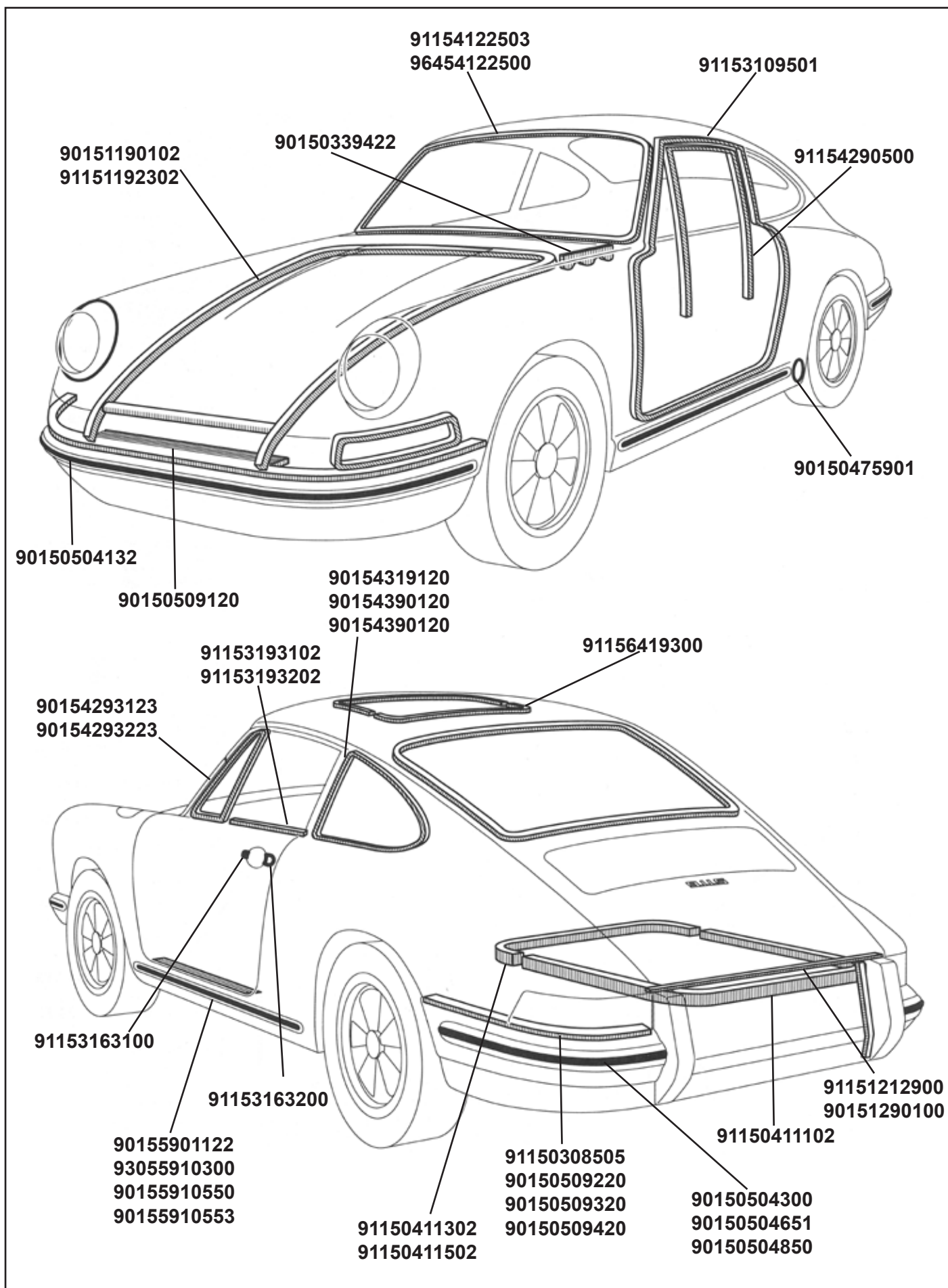
# Exterior





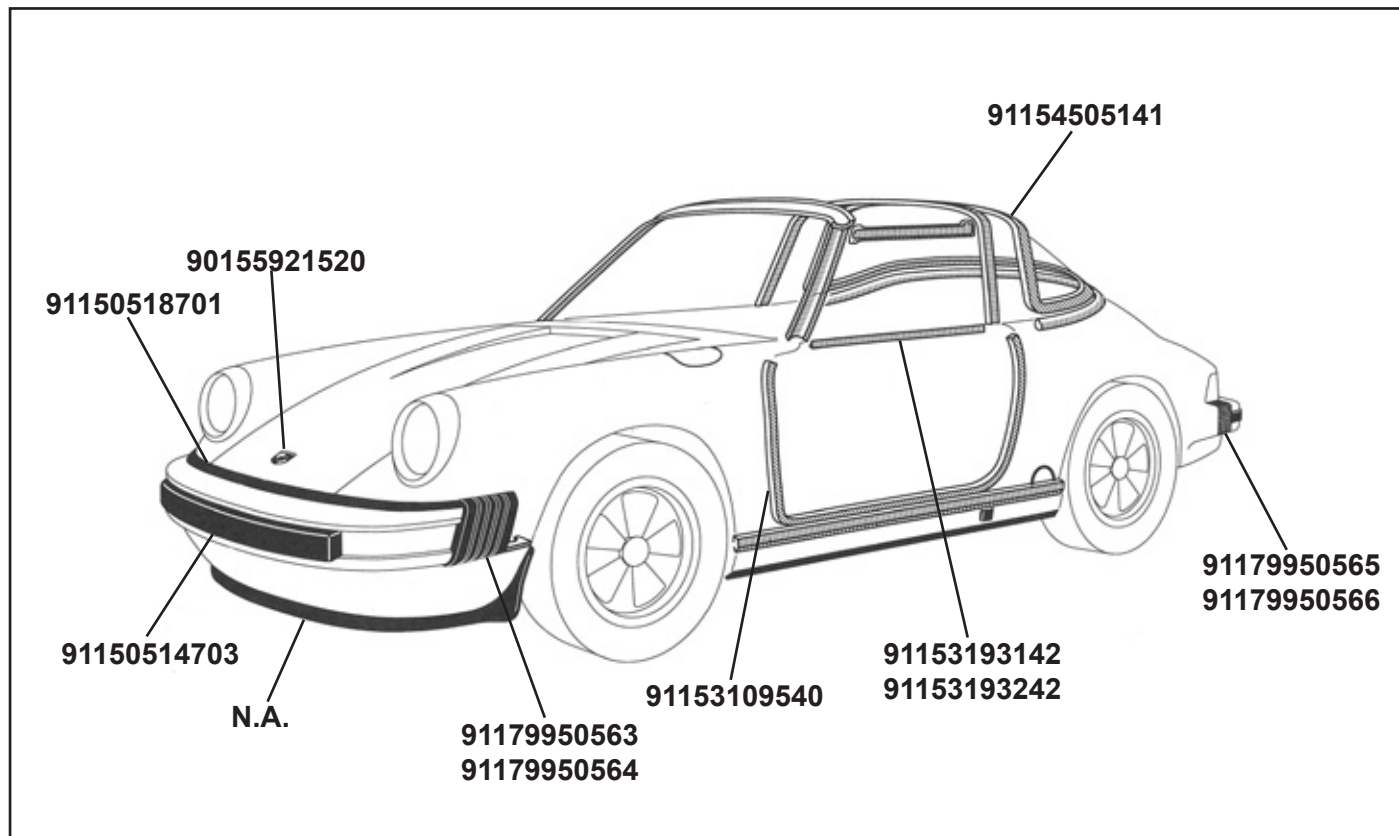
Item no.	Ref. no.	Description	Application
1684300106	64450504100	Moulding for bumper, front	356 A, 01/55-12/61
1684300206	64450504107	Moulding for bumper, front	356 B/C, 01/59-03/68
1684400106	64450504300	Moulding for bumper, rear	356 A, 01/55-12/61
1684400206	64450504307	Moulding for bumper, rear	356 B/C, 01/59-03/68
1685500106	64451190106	Seal for bonnet	356 /A/B/C, 01/50-03/68
1685700100	64453190300	Door seal, inner, front	356 A/B/C, 01/55-03/68
1685700200	64453191122	Door seal, front/rear, left/right. 4 required	356 /A/B/C, 01/50-03/68
1685700300	64453192100	Door seal, lower (on the door)	356 B/C, 01/59-03/68
1685900100	64454190100	Seal for windscreen	356 /A/B/C coupé, 01/50-03/68
1686000170	64454293103	Vent window seal, left	356 /A/B/C Carrera/coupé, 01/50-03/68
1686000180	64454293203	Vent window seal, right	356 /A/B/C Carrera/coupé, 01/50-03/68
1686000270	64454293126	Vent window seal, left	356 /A/B/C Cabriolet, 01/50-12/65
1686000280	64454293226	Vent window seal, right	356 /A/B/C Cabriolet, 01/50-12/65
1686000370	64454390300	Seal for quarter window, outer, left	356 /A/B/C coupé, 01/50-03/68
1686000380	64454390400	Seal for quarter window, outer, right	356 /A/B/C coupé, 01/50-03/68
1686000400	64454390500	Seat for quarter window, inner, left/right	356 /A/B/C coupé, 01/50-03/68
1685900200	64454590100	Rear window seal	356 /A/B - T5 coupé, 01/50-07/62
1685900300	64454590106	Rear window seal	356 B - T6/C, 08/62-03/68
1686500106	64455901100	Moulding for rocker panel	356 A, 01/55-12/61
1686500206	64455901107	Moulding for rocker panel	356 Speedster, 01/50-12/55 356 B T6, 08/62-12/63 356 C, 01/63-03/68
1687350100	64455923105	Seal for front hood handle base	356 B/C, 01/59-03/68
1685800100	64455949100	Gasket for ventilation grille, rubber	356 /A/B/C, 01/50-03/68
1680250100	99970308640	Rubber stop for tailgate	356 A/B/C, 01/55-03/68









Item no.	Ref. no.	Description	Application
1684250406	91150308505	Bumper to body seal, rear, left/right	911, 2.7-3.3, 08/73-07/89
1680450100	90150339422	Fender beading, 4.3 mm, left/right	911, 2.0-3.3, 01/63-07/89 959, 2.8, 01/86-04/91
1685800200	91150411102	Engine compartment seal, rear	911, 2.7-3.2, 08/73-07/89 911 Turbo, 3.0, 01/75-12/77
1685800300	91150411502	Engine compartment seal, front	911 Turbo, 3.0 3.3, 01/75-07/89 964, 3.3-3.6, 12/88-06/94
1685800400	91150411302	Engine compartment seal, front, 1 meter	911, 2.7-3.2, 08/73-07/89
1652250400	90150475901	Seal for torsion bar cover, left/right	911, 2.0-3.3, 01/63-07/85
1684300306	90150504132	Moulding for bumper, front	911, 2.0-2.4, 01/63-07/73 912, 1.6, 01/65-02/70
1684400306	90150504300	Moulding for bumper, rear	911, 2.0, 01/63-07/68 912, 1.6, 01/65-02/70
1684450106	90150504651	Retaining strip for bumper, rear, left/right	911 S, 2.0-2.7, 08/68-07/73
1684450206	90150504850	Retaining strip for bumper, rear, left/right	911, 2.0, 01/63-07/68 912, 1.6, 01/65-02/70
1684350106	90150509120	Bumper seal, front	911, 2.0-2.4, 01/63-07/73 912, 1.6, 01/65-02/70
1684250106	90150509220	Bumper seal, lateral, rear	911, 2.0, 01/63-07/67 912, 1.6, 01/65-02/70
1684450376	90150509320	Bumper seal, lateral, rear, left	911, 2.0-2.4, 08/68-07/73
1684450386	90150509420	Bumper seal, lateral, rear, right	911, 2.0-2.4, 08/68-07/73
1685500200	90151190102	Seal for bonnet	911, 2.0-2.4, 01/63-07/73
1685500300	91151192302	Seal for bonnet	911, 2.7-3.2, 08/73-07/89
1685500400	91151212900	Rubber seal for engine lid	911, 2.3-3.3, 08/73-07/86
1684250306	90151290100	Sealing strip for bumper, centre, rear	911, 2.0-2.4, 01/63-07/73 912, 1.6, 01/65-02/70
1685700400	91153109501	Door seal, left/right	911 Coupé, 2.0-3.3, 08/66-07/89 964 Coupé, 3.3-3.6, 12/88-06/94
1687150200	91153163100	Seal for door handle, front	911, 2.0-3.3, 01/63-07/89 959, 2.8, 01/86-04/91 964, 3.3-3.6, 12/88-06/94
1687250300	91153163200	Seal for door handle, rear	911, 2.0-3.3, 08/69-07/89 959, 2.8, 01/86-04/91 964, 3.3-3.6, 12/88-06/94
1686000770	91153193102	Sealing for side window, left	911 Coupé, 2.0-3.3, 01/63-07/89 964 Coupé, 3.3-3.6, 12/88-06/94
1686000780	91153193202	Sealing for side window, right	911 Coupé, 2.0-3.3, 01/63-07/89 964 Coupé, 3.3-3.6, 12/88-06/94
1685900400	91154122503	Seal for windscreen with groove	911, 2.0-3.3, 01/63-07/89
1685900500	96454122500	Seal for windscreen without groove	911, 3.2-3.3, 08/88-07/89 964, 3.3-3.6, 12/88-06/94
1685700600	91154290500	Door window guide, left/right	911 Coupé, 2.0-3.3, 08/68-07/89 959, 2.8, 01/86-04/91 964 Coupé, 3.3-3.6, 12/88-06/94 993 Coupé, 3.6-3.8, 10/93-09/97
1686000670	90154293123	Sealing frame for vent window, left	911 Coupé, 2.0, 01/63-07/67 912 Coupé, 1.6, 01/65-07/67
1686000680	90154293223	Sealing frame for vent window, right	911 Coupé, 2.0, 01/63-07/67 912 Coupé, 1.6, 01/65-07/67
1686100200	90154319120	Sealing frame, rear side window, inner, left/right	911 Coupé, 2.0-3.0, 01/63-07/77
1686100370	90154390120	Sealing frame, rear side window, left	911 Coupé, 2.0-3.3, 01/63-07/77
1686100380	90154390220	Sealing frame, rear side window, right	911 Coupé, 2.0-3.3, 01/63-07/77
1686500306	90155901122	Moulding for rocker panel, left/right	911 (not E/S), 2.0-2.4, 01/63-07/73 912, 1.6, 01/65-02/70
1681000406	93055910300	Moulding for trim cover, rubber	911, 2.7-3.3, 08/73-07/89
1686500406	90155910550	Moulding for rocker panel, short, left/right	911 S, 2.0, 07/66-07/68
1686500506	90155910553	Moulding for rocker panel, long, left/right	911 E/S, 2.0-2.4, 08/68-07/73
1689801106	91156419300	Velvet strip for sunroof, rear	911, 2.0-3.3, 01/63-07/89 964, 3.3-3.6, 12/88-06/94 993, 3.6-3.8, 10/93-09/97



Item no.	Ref. no.	Description	Application
1684150100	91150518701	Sealing strip for front bumper	911, 2.7-3.3, 08/73-07/89
1684300500	91150514703	Protective moulding for front bumper	911, 2.7-3.3, 08/73-07/89
1685700500	91153109540	Door seal, left/right	911 Targa/Cabriolet, 2.7-3.3, 08/77-07/89 964 Targa/Cabriolet, 3.3-3.6, 12/88-05/94
1686000870	91153193142	Sealing strip for door window, left	911 Targa/Cabriolet, 2.0-3.3, 11/64-07/89 912 Targa, 1.6, 03/65-02/70 964 Targa/Cabriolet, 3.3-3.6, 12/88-05/94
1686000880	91153193242	Sealing strip for door window, right	911 Targa/Cabriolet, 2.0-3.3, 11/64-07/89 912 Targa, 1.6, 03/65-02/70 964 Targa/Cabriolet, 3.3-3.6, 12/88-05/94
1686100600	91154505141	Sealing frame for rear window	911 Targa, 2.4-3.2, 08/71-07/89
1681650100	90155921520	Seal for badge, bonnet	911, 2.0-3.3, 01/63-07/89 964, 3.3-3.6, 12/88-06/94 993, 3.6-3.8, 10/93-09/97 996, 3.4-3.6, 09/97-08/05
1684350470	91179950563	Bumper bellow, front, left	911, 2.7-3.3, 08/73-07/89
1684350480	91179950564	Bumper bellow, front, right	911, 2.7-3.3, 08/73-07/89
1684350570	91179950565	Bumper bellow, rear, left	911, 2.7-3.3, 08/73-07/89
1684350580	91179950566	Bumper bellow, rear, right	911, 2.7-3.3, 08/73-07/89












Description	Item no.	Application	Engine	Year	Criteria / Information
 <p>Antenna, electric, chrome, Ø28 mm base</p>	<b>1600900100</b> For reference: EQ035100	911	2.0-3.3	01/63-07/89	Operating Mode: Electric Surface: Chromed Fitted Diameter [mm]: 28
 <p>Antenna, electric, black, Ø28 mm base</p>	<b>1600900200</b> For reference: EQ035200	911	2.0-3.3	01/63-07/89	Operating Mode: Electric Colour: Black Fitted Diameter [mm]: 28
 <p>Luggage rack</p>	<b>1601600100</b> For reference: EQ644356	356 /A/B/C	1.1-1.6	01/50-12/65	Material: Stainless Steel
 <p>Fuel tank cap, alu</p>	<b>1615650100</b> For reference: EQ201550	964 993	3.3-3.6 3.6-3.8	12/88-06/94 10/93-09/97	Material: Aluminium
 <p>Protective flap for fuel filler neck, rubber</p>	<b>1615650200</b> For reference: 91120127901	356 B/C 911 912	1.6 2.0-3.3 1.6	01/59-12/65 01/63-07/89 01/65-02/70	Equipment Variant: Protection flap
 <p>Fuel tank cap, lockable, metal, with keys</p>	<b>8115650800</b> For reference: 201401002 1132015514 113201551H 321201551H 90120127100	356 B/C 911 914/6 VW T.1 VW T.3 VW T.4	1.6 2.0-3.0 2.0 1.2-1.6 1.5-1.6 1.7-1.8	01/59-12/65 10/63-07/77 11/69-12/73 08/71-12/85 08/71-07/73 08/71-03/75	Material: Metal



Description	Item no.	Application	Engine	Year	Criteria / Information
 <p>Fuel tank cap, without lock, metal</p>	<b>8115650900</b> <i>For reference:</i> 201401001 1132015512 113201551F 113201551H 321201551G	356 B/C 911 914/6 VW T.1 VW T.3 VW T.4	1.6 2.0-3.0 2.0 1.2-1.6 1.5-1.6 1.7-1.8	01/59-12/65 10/63-07/77 11/69-12/73 08/71-12/85 08/71-07/73 08/71-03/75	Material: Metal
 <p>Tread for engine cover plate, 830 mm, rubber</p>	<b>1619900100</b> <i>For reference:</i> 36906139 36906139	356 /A/B/C	1.1-1.6	01/50-12/65	Length [mm]: 830
 <p>Seal for torsion bar cover</p>	<b>1652250400</b> <i>For reference:</i> 90150475901 90150475901	911	2.0-3.3	01/63-07/85	
 <p>Hub cap with 3 holes for Porsche badge, stainless steel S304, polished</p>	<b>1660200200</b> <i>For reference:</i> 90136130104	356 C 911 914/6	1.6 2.0-3.0 2.0	01/63-12/65 01/63-06/77 11/69-12/73	Material: Stainless Steel Number of Bores: 3
 <p>Baby moon hubcap, 4 lug</p>	<b>8160201006</b> <i>For reference:</i> AC601761 PCG36100200	VW T.1	1.2-1.6	08/67-12/85	Number of Holes: 4 Equipment Variant: Baby moon Surface: Chromed
 <p>Hub cap without logo, early style</p>	<b>8160201406</b> <i>For reference:</i> AC601701AU 64436103111	356 /A/B VW T.1	1.1-1.6 1.2-1.5	01/50-12/63 12/47-07/67	Equipment Variant: Early style
 <p>Wheel nut</p>	<b>1160400600</b> <i>For reference:</i> N0201121 90018200101 N..0201121 N0201121	Porsche 356 /A/B/C Porsche 911 Porsche 914 Porsche 924 VW T.2 VW T.2 VW T.2 (T25) front/rear	1.1-1.6 2.0-2.7 1.7-2.0 2.0 1.6 1.6-2.0 1.6-2.1 (incl. D)	01/50-12/65 07/66-06/77 01/69-02/76 01/72-08/89 06/66-07/67 08/67-07/79 05/79-07/92	Thread Size: M14x1.5
 <p>Springs with rivets for hub cap</p>	<b>8161000116</b> <i>For reference:</i> 698200003 111601131 111698131	356 VW T.1 VW T.2 VW T.2	1.1-2.0 1.2-1.3 1.2-1.6 1.6	01/50-03/68 12/47-07/65 01/50-07/67 08/67-07/70	Equipment Variant: Springs with rivets Equipment Variant: For hub cap Similar to picture:

















Description	Item no.	Application	Engine	Year	Criteria / Information
 <p>Rivet for hub cap spring</p>	<b>8161000306</b> For reference: N0134071 N..0134071 N0134071	356 VW T.1 VW T.2 VW T.2	1.1-2.0 1.2-1.5 1.2-1.6 1.6	01/50-03/68 12/47-07/65 01/50-07/67 08/67-07/70	Equipment Variant: For hub cap spring
 <p>Brake air inlet set</p>	<b>1663000110</b> For reference: EQ802501	993	All	08/93-07/97	
 <p>Brake air inlet set</p>	<b>1663000210</b> For reference: EQ802502	993	3.6-3.8	10/93-09/97	Fitting Position: Left Front Fitting Position: Right Front Equipment Variant: Brake air inlet Quantity Unit: Set
 <p>Brake air inlet set</p>	<b>1663000310</b> For reference: EQ802964	964	3.3-3.6	12/88-06/94	Fitting Position: Left Front Fitting Position: Right Front Equipment Variant: Brake air inlet Quantity Unit: Set
 <p>Rubber stop for tailgate</p>	<b>1680250100</b> For reference: 99970308640 99970308640	356 A/B/C	1.5-2.0	01/55-03/68	
 <p>Wing beading, lower, front</p>	<b>1680350100</b> For reference: 91150332500	911	2.7-3.3	08/73-07/89	Fitting Position: Front Fitting Position: Lower
 <p>Wing beading, upper, front</p>	<b>1680350200</b> For reference: 91150332600	911	2.7-3.3	08/73-07/89	Fitting Position: Front Fitting Position: Upper
 <p>Wing beading, 4.3 mm</p>	<b>1680450100</b> For reference: 90150339422 90150339422	911 959	2.0-3.3 2.8	01/63-07/89 01/86-04/91	
 <p>Intermediate layer, rear wing, left</p>	<b>1680450270</b> For reference: 1680450276 91150318501	911 Carrera	2.7-3.2	08/73-07/89	





Description	Item no.	Application	Engine	Year	Criteria / Information
 <p>Intermediate layer, rear wing, right</p>	<b>1680450280</b> <i>For reference:</i> 1680450286 91150318601	911 Carrera	2.7-3.2	08/73-07/89	
 <p>Moulding for trim cover, rubber</p>	<b>1681000406</b> <i>For reference:</i> 93055910300 93055910300 93055910301	911	2.7-3.3	08/73-07/89	Fitting Position: Left Fitting Position: Right
 <p>Gas spring for bonnet</p>	<b>1681200100</b> <i>For reference:</i> 91151133100 91151133101 91151133102 91151133122	911	2.0-3.3	08/66-07/89	Overall Length [mm]: 320 Stroke [mm]: 100 Eject Force [N]: 370
 <p>Gas spring for tailgate (2 pcs. required)</p>	<b>1681200200</b> <i>For reference:</i> 91151233102	911	2.0-3.3	08/66-07/89	Overall Length [mm]: 255 Stroke [mm]: 86 Eject Force [N]: 600
 <p>Gas spring for bonnet</p>	<b>1681200300</b> <i>For reference:</i> 94451135101 94451135100 94451135101	924 944	2.0-2.5 2.5-3.0	06/80-08/89 06/81-07/91	Length [mm]: 405 Stroke [mm]: 159 Eject Force [N]: 270
 <p>Gas spring for bonnet</p>	<b>1681200500</b> <i>For reference:</i> 98651155101 98651155101	Boxster (986)	2.5-3.2	09/96-12/04	Overall Length [mm]: 276 Stroke [mm]: 78 Eject Force [N]: 560
 <p>Gas spring for tailgate</p>	<b>1681200600</b> <i>For reference:</i> 98651255101 98651255101	Boxster (986)	2.5-3.2	09/96-12/04	Overall Length [mm]: 195 Stroke [mm]: 60 Eject Force [N]: 350
 <p>Gas spring for bonnet (2 pcs. required)</p>	<b>1681200700</b> <i>For reference:</i> 99351133100 96451133100 99351133100	964 993	3.3-3.6 3.6-3.8	12/88-06/94 10/93-09/97	Overall Length [mm]: 305 Stroke [mm]: 105 Eject Force [N]: 370
 <p>Gas spring for tailgate</p>	<b>1681200800</b> <i>For reference:</i> 99351232100 99351232100	993 Cabrio	3.6-3.8	07/94-07/97	Overall Length [mm]: 244 Stroke [mm]: 68 Eject Force [N]: 370



Description	Item no.	Application	Engine	Year	Criteria / Information
 Engine bay sound damping mat	<b>1681300100</b> <i>For reference:</i> 91155689101	911	2.0-3.3	01/63-07/89	
 Seal for badge, bonnet	<b>1681650100</b> <i>For reference:</i> 90155921520	911 964 993 996	2.0-3.3 3.3-3.6 3.6-3.8 3.4-3.6	01/63-07/89 12/88-09/93 10/93-09/97 09/97-08/05	
 Speed nut for bonnet emblem	<b>1681650200</b> <i>For reference:</i> 99959142303 99959142303	356 B/C 911 914 924 928 959 964 993 996 997 Boxster (986) Boxster (987) Cayenne (955) Cayman (987C)	1.6-2.0 2.0-3.3 1.7-2.0 2.0-2.5 4.5-5.4 2.8 3.3-3.6 3.6-3.8 3.4-3.6 3.6-3.8 2.5-3.2 2.7-3.4 3.0-4.8 (incl. D) 2.7-3.4	01/59-03/68 08/68-07/89 01/69-02/76 11/75-07/82 09/77-11/95 01/86-04/91 12/88-06/94 10/93-09/97 09/97-08/05 07/04- 09/96-12/04 11/04- 09/02- 11/05-	
 Jacking point cover, black plastic	<b>1681750200</b> <i>For reference:</i> 91155914901	911	2.7-3.3	08/73-07/89	Equipment Variant: Cover for jack point Material: Plastic Colour: Black
 Horn grille, left/right	<b>1682000306</b> <i>For reference:</i> 64455904500 64455904500	356 A	1.5-1.6	01/55-12/61	Fitting Position: Left Fitting Position: Right Surface: Chromed
 Horn grille, left	<b>1682000476</b> <i>For reference:</i> 64455904505 64455904505	356 B/C	1.6	01/59-12/65	Fitting Position: Left Surface: Chromed
 Horn grille, right	<b>1682000486</b> <i>For reference:</i> 64455904605 64455904605	356 B/C	1.6	01/59-12/65	Fitting Position: Right Surface: Chromed



Description	Item no.	Application	Engine	Year	Criteria / Information
 <p>Battery tray</p>	<b>1682701000</b> <i>For reference:</i> 90161123120	911	2.0	01/63-07/68	Section: Lower Section
 <p>Cover for battery, upper</p>	<b>1682701100</b> <i>For reference:</i> 90161112120	911	2.0	01/63-07/67	Section: Upper section
 <p>Rubber pad, left</p>	<b>1684000270</b> <i>For reference:</i> 90155111520 91155111900 91155161900	911 964 993	2.7-3.3 3.3-3.6 3.6-3.8	08/77-07/89 12/88-06/94 10/93-09/97	Fitting Position: Left Equipment Variant: For door step
 <p>Rubber pad, right</p>	<b>1684000280</b> <i>For reference:</i> 90155111620 91155112000 91155162000 91155162100	911 964 993	2.7-3.3 3.3-3.6 3.6-3.8	08/77-07/89 12/88-06/94 10/93-09/97	Fitting Position: Right Equipment Variant: For door step
 <p>Bumper horn, front, left</p>	<b>1684100176</b> <i>For reference:</i> 64450530115 64450530115	356 B/C	1.6	01/59-12/65	Fitting Position: Left Front
 <p>Bumper horn, front, right</p>	<b>1684100186</b> <i>For reference:</i> 64450530215 64450530215	356 B/C	1.6	01/59-12/65	Fitting Position: Right Front



Description	Item no.	Application	Engine	Year	Criteria / Information
 <p>Bumper horn, front, chrome, for models with narrow trim, left</p>	<b>1684100276</b> <i>For reference:</i> 90150503126 90150503126	911 912	2.0-2.4 1.6	01/63-07/71 01/65-02/70	Fitting Position: Left Front Surface: Chromed Equipment Variant: For narrow trim
 <p>Bumper horn, front, chrome, right</p>	<b>1684100286</b> <i>For reference:</i> 90150503226 90150503226	911 912	2.0-2.4 1.6	01/63-07/71 01/65-02/70	Fitting Position: Right Front Surface: Chromed Equipment Variant: For narrow trim
 <p>Bumper horn, front, chrome, with rubber buffer, for models with narrow trim, left</p>	<b>1684100376</b> <i>For reference:</i> 91150501700	911 912	2.0-2.7 1.6	01/63-07/73 01/65-02/70	Fitting Position: Left Front Surface: Chromed Equipment Variant: For narrow trim Supplementary Article/Supplementary Info 2: with rubber grommet
 <p>Bumper horn, front, chrome, with rubber buffer, for models with narrow trim, right</p>	<b>1684100386</b> <i>For reference:</i> 91150501800	911 912	2.0-2.7 1.6	01/63-07/73 01/65-02/70	Fitting Position: Right Front Surface: Chromed Equipment Variant: For narrow trim Supplementary Article/Supplementary Info 2: with rubber grommet



Description	Item no.	Application	Engine	Year	Criteria / Information
 Sealing strip for front bumper	<b>1684150100</b> For reference: 91150518701	911	2.7-3.3	08/73-07/89	
 Bumper horn, rear, left	<b>1684200176</b> For reference: 64450530315 64450530315	356 B/C	1.6-2.0	01/59-03/68	Fitting Position: Left Rear
 Bumper horn, rear, right	<b>1684200186</b> For reference: 64450530415 64450530415	356 B/C	1.6-2.0	01/59-03/68	Fitting Position: Right Rear
 Bumper horn, rear, left/right	<b>1684200206</b> For reference: 90150503320 90150503320	911 912	2.0-2.7 1.6	01/63-07/73 01/65-02/70	Fitting Position: Left Rear Fitting Position: Right Rear



Description	Item no.	Application	Engine	Year	Criteria / Information
 <p>Bumper horn with rubber pad, front, chrome, left</p>	<b>1684200376</b> <i>For reference:</i> 91150500703 91150500703	911	2.0-2.4	08/68-07/73	Fitting Position: Left Front Surface: Chromed Styling: with trim strip
 <p>Bumper horn with rubber pad, front, chrome, right</p>	<b>1684200386</b> <i>For reference:</i> 91150500803	911	2.0-2.4	08/68-07/73	Fitting Position: Right Front Surface: Chromed Styling: with trim strip
 <p>Bumper horn, rear, left/right</p>	<b>1684200406</b> <i>For reference:</i> 91150503302	911	2.0-2.7	08/69-07/73	Fitting Position: Left and right Fitting Position: Rear
 <p>Bumper seal, lateral, rear</p>	<b>1684250106</b> <i>For reference:</i> 90150509220 90150509220	911 912	2.0 1.6	01/63-07/68 01/65-02/70	Fitting Position: Rear
 <p>Bumper seal, centre, rear</p>	<b>1684250206</b> <i>For reference:</i> 90150549720 90150549720	911 912	2.0-2.7 1.6	01/63-07/73 01/65-02/70	Fitting Position: Rear
 <p>Sealing strip for bumper, centre, rear</p>	<b>1684250306</b> <i>For reference:</i> 90151290100 90151290100	911 912	2.0-2.4 1.6	01/63-07/73 01/65-02/70	Fitting Position: Rear Fitting Position: Centre
 <p>Bumper to body seal, rear</p>	<b>1684250406</b> <i>For reference:</i> 91150308505	911	2.7-3.3	08/73-07/89	Fitting Position: Rear
 <p>Moulding for bumper, front</p>	<b>1684300106</b> <i>For reference:</i> 64450504100 64450504100	356 A	1.5-1.6	01/55-12/61	Fitting Position: Centre














Description	Item no.	Application	Engine	Year	Criteria / Information
 Moulding for bumper, front	<b>1684300206</b> <i>For reference:</i> 64450504107 64450504107 PCG50504107	356 B/C	1.6	01/59-12/65	Fitting Position: Centre
 Moulding for bumper, front	<b>1684300306</b> <i>For reference:</i> 90150504132 90150504132	911 912	2.0-2.4 1.6	01/63-07/73 01/65-02/70	Fitting Position: Front Quantity Unit: Kit
 Retaining strip for bumper, front	<b>1684300406</b> <i>For reference:</i> 90150504551 90150504551	911 S	2.0-2.7	08/68-07/73	Fitting Position: Front Quantity Unit: Kit
 Protective moulding for front bumper	<b>1684300500</b> <i>For reference:</i> 91150514703	911	2.7-3.3	08/73-07/89	
 Protective moulding for front bumper, left	<b>1684300670</b> <i>For reference:</i> 91150530700	911	2.7-3.3	08/73-07/89	Fitting Position: Left Front
 Protective moulding for front bumper, right	<b>1684300680</b> <i>For reference:</i> 91150530800	911	2.7-3.3	08/73-07/89	Fitting Position: Right Front
 Bumper seal, front	<b>1684350106</b> <i>For reference:</i> 90150509120 90150509120	911 912	2.0-2.4 1.6	01/63-07/73 01/65-02/70	Fitting Position: Front
 End cap for bumper, matt anodized, front, left	<b>1684350276</b> <i>For reference:</i> 90150515700 90150515700	911	2.0-2.7	08/68-07/73	Fitting Position: Left Front Equipment Variant: End cap Surface: Anodized
 End cap for bumper, matt anodized, front, right	<b>1684350286</b> <i>For reference:</i> 90150515800 90150515800	911	2.0-2.7	08/68-07/73	Fitting Position: Right Front Equipment Variant: End cap Surface: Anodized










Description	Item no.	Application	Engine	Year	Criteria / Information
 Bumper bellow, front, left	<b>1684350470</b> For reference: 91179950563	911	2.7-3.3	08/73-07/89	Fitting Position: Left Front Base body material: Plastic
 Bumper bellow, front, right	<b>1684350480</b> For reference: 91179950564	911	2.7-3.3	08/73-07/89	Fitting Position: Right Front Base body material: Plastic
 Bumper bellow, rear, left	<b>1684350570</b> For reference: 91179950565	911	2.7-3.3	08/73-07/89	Fitting Position: Left Rear
 Bumper bellow, rear, right	<b>1684350580</b> For reference: 91179950566	911	2.7-3.3	08/73-07/89	Fitting Position: Right Rear
 Moulding for bumper, rear	<b>1684400106</b> For reference: 64450504300 64450504300	356 A	1.5-1.6	01/55-12/61	Fitting Position: Rear
 Moulding for bumper, rear	<b>1684400206</b> For reference: 64450504307 64450504307	356 B/C	1.6	01/59-12/65	Fitting Position: Rear













Description	Item no.	Application	Engine	Year	Criteria / Information
 <p>Moulding for bumper, rear</p>	<b>1684400306</b> <i>For reference:</i> 90150504300 90150504300	911 912	2.0 1.6	10/63-07/68 01/65-02/70	Fitting Position: Rear
 <p>Moulding for bumper, rear</p>	<b>1684400406</b> <i>For reference:</i> 90150504302 90150504302	911	2.0-2.7	08/68-07/73	Fitting Position: Left Rear Fitting Position: Right Rear
 <p>Picture not available</p> <p>Bumper impact strip, rear, left</p>	<b>1684400770</b> <i>For reference:</i> 91150509901	Porsche 911	2.7-3.0	08/73-07/82	Fitting Position: Left Rear
 <p>Picture not available</p> <p>Bumper impact strip, rear, right</p>	<b>1684400780</b> <i>For reference:</i> 91150510001	Porsche 911	2.7-3.0	08/73-07/82	Fitting Position: Right Rear
 <p>Retaining strip for bumper, rear</p>	<b>1684450106</b> <i>For reference:</i> 90150504651 90150504651	911 S	2.0-2.7	08/68-07/73	Fitting Position: Left Rear Fitting Position: Right Rear Quantity Unit: Kit
 <p>Retaining strip for bumper, rear</p>	<b>1684450206</b> <i>For reference:</i> 90150504850 90150504850	911 912	2.0 1.6	01/63-07/68 01/65-02/70	Fitting Position: Rear
 <p>Bumper seal, lateral, rear, left</p>	<b>1684450376</b> <i>For reference:</i> 90150509320 90150509320	911	2.0-2.4	08/68-07/73	Fitting Position: Left Rear
 <p>Bumper seal, lateral, rear, right</p>	<b>1684450386</b> <i>For reference:</i> 90150509420 90150509420	911	2.0-2.4	08/68-07/73	Fitting Position: Right Rear
 <p>End cap for bumper, matt anodized, rear, left</p>	<b>1684450470</b> <i>For reference:</i> 90150525121	Porsche 911	2.0-2.7	08/68-07/73	Equipment Variant: End cap Fitting Position: Left Rear Surface: Anodized Colour: Mat






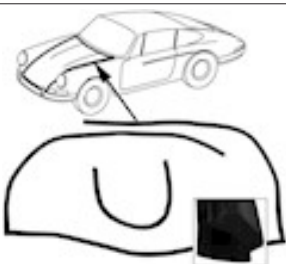




Description	Item no.	Application	Engine	Year	Criteria / Information
 <p>End cap for bumper, matt anodized, rear, right</p>	<b>1684450480</b> <i>For reference:</i> 90150525221	Porsche 911	2.0-2.7	08/68-07/73	Equipment Variant: End cap Fitting Position: Right Rear Surface: Anodized Colour: Mat
 <p>Buffer for bumper horn, rubber, rear, 1 pcs. left/right</p>	<b>1684450500</b> <i>For reference:</i> 90150590321 90150590321	911 912	2.0-2.7 1.6	01/63-07/73 01/65-02/70	Fitting Position: Rear
 <p>End cap for bumper, shiny chromed, rear, left</p>	<b>1684450670</b> <i>For reference:</i> 90150525121	Porsche 911	2.0-2.7	08/68-07/73	Equipment Variant: End cap Fitting Position: Left Rear Surface: Chromed
 <p>End cap for bumper, shiny chromed, rear, right</p>	<b>1684450680</b> <i>For reference:</i> 90150525221	Porsche 911	2.0-2.7	08/68-07/73	Equipment Variant: End cap Fitting Position: Right Rear Surface: Chromed
 <p>Front grille, plastic, left, chrome</p>	<b>1684500176</b> <i>For reference:</i> 90155943123 90155943123 PCG55943123 PCG55943150	911 912	2.0 1.6	01/63-07/68 01/65-02/70	Fitting Position: Left Front Surface: Chromed Material: ABS
 <p>Front grille, plastic, right, chrome</p>	<b>1684500186</b> <i>For reference:</i> 90155943223 90155943223 PCG55943223 PCG55943250	911 912	2.0 1.6	01/63-07/68 01/65-02/70	Fitting Position: Right Front Surface: Chromed Material: ABS
 <p>Front grille, metal, left, chrome</p>	<b>1684500276</b> <i>For reference:</i> 90155943127 90155943127	911	2.0-2.7	08/68-07/73	Fitting Position: Left Front Surface: Chromed












Description	Item no.	Application	Engine	Year	Criteria / Information
 Front grille, metal, right, chrome	<b>1684500286</b> <i>For reference:</i> 90155943227 90155943227	911	2.0-2.7	08/68-07/73	Fitting Position: Right Front Surface: Chromed
 Front grille, black, left	<b>1684500376</b> <i>For reference:</i> 91155943103	911	2.0-2.7	08/68-07/73	Fitting Position: Left Front Colour: Black
 Front grille, black, right	<b>1684500386</b> <i>For reference:</i> 91155943203	911	2.0-2.7	08/68-07/73	Fitting Position: Right Front Colour: Black
 Grille for fog light, metal, left, chrome	<b>1684550176</b> <i>For reference:</i> 64455904705 64455904705	356 B/C	1.6	01/59-12/65	Fitting Position: Left Front Surface: Chromed Light Function: for fog light
 Grille for fog light, metal, right, chrome	<b>1684550186</b> <i>For reference:</i> 64455904805 64455904805	356 B/C	1.6	01/59-12/65	Fitting Position: Right Front Surface: Chromed Light Function: for fog light
 Ventilation grille for engine, silver	<b>1684550206</b> <i>For reference:</i> 90155904121	911 912	2.0 1.6	01/63-07/67 01/65-02/70	Fitting Position: Rear Equipment Variant: At engine lid Supplementary Article/Supplementary Info 2: with ventilation slots
 Ventilation grille for engine, black	<b>1684550306</b> <i>For reference:</i> 91155904102	911	2.0-2.4	08/71-07/73	Fitting Position: Rear Equipment Variant: At engine lid Supplementary Article/Supplementary Info 2: with ventilation slots
 Ventilation grille for engine, silver	<b>1684550406</b> <i>For reference:</i> 91155904103	911	2.0-2.4	08/71-07/73	Fitting Position: Rear Equipment Variant: At engine lid Supplementary Article/Supplementary Info 2: with ventilation slots Colour: Silver
 <b>Picture not available</b> Horn grille with fog light hole, chrome, left	<b>1684550870</b> <i>For reference:</i> 91455923510	Porsche 914	1.7-2.0	01/69-02/76	Fitting Position: Left Front Equipment Variant: For fog light Colour: Chrome
 <b>Picture not available</b> Horn grille with fog light hole, chrome, right	<b>1684550880</b> <i>For reference:</i> 91455923610	Porsche 914	1.7-2.0	01/69-02/76	Fitting Position: Right Front Equipment Variant: For fog light Colour: Chrome












Description	Item no.	Application	Engine	Year	Criteria / Information
 <p>Picture not available</p> <p>Horn grille with fog light hole, black, left</p>	<p><b>1684550970</b> For reference: 91455923710</p>	Porsche 914	1.7-2.0	01/69-02/76	Fitting Position: Left Front Equipment Variant: For fog light Colour: Black
 <p>Picture not available</p> <p>Horn grille with fog light hole, black, right</p>	<p><b>1684550980</b> For reference: 91455923810</p>	Porsche 914	1.7-2.0	01/69-02/76	Fitting Position: Right Front Equipment Variant: For fog light Colour: Black
 <p>Picture not available</p> <p>Ventilation grille set for engine</p>	<p><b>1684551010</b> For reference: 64455904106 64455904106/2</p>	356 B T6/C	1.6	08/62-12/65	Fitting Position: Rear Equipment Variant: At engine lid Supplementary Article/Supplementary Info 2: with ventilation slots Quantity Unit: Set
 <p>Seal for sunroof</p>	<p><b>1685400100</b> For reference: 90156490505</p>	Porsche 356 B/C, front/rear Porsche 911, rear Porsche 912, rear Porsche 964, rear Porsche 993, rear	1.6 2.0-3.3 1.6 3.3-3.6 3.6-3.8	01/59-12/65 01/63-07/89 01/65-12/69 12/88-09/93 10/93-09/97	
 <p>Seal for bonnet, front</p>	<p><b>1685500100</b> For reference: 64451190106 64451190106</p>	356 /A/B/C	1.1-2.0	01/50-03/68	
 <p>Seal for bonnet, front (2 pcs.)</p>	<p><b>1685500200</b> For reference: 90151190102 90151190102</p>	911	2.0-2.4	01/63-07/73	
 <p>Seal for bonnet, front</p>	<p><b>1685500300</b> For reference: 91151192302</p>	911	2.7-3.2	08/73-07/89	
 <p>Door seal, inner, front</p>	<p><b>1685700100</b> For reference: 64453190300 64453190300</p>	356 A/B/C	1.5-2.0	01/55-03/68	










Description	Item no.	Application	Engine	Year	Criteria / Information
 Door seal, front/rear, left/right, (4 required)	<b>1685700200</b> <i>For reference:</i> 64453191122 64453191122	356, Cabrio, Speedster, Roadster	1.1-2.0	01/50-03/68	
 Door seal, lower (on the door)	<b>1685700300</b> <i>For reference:</i> 64453192100 64453192100	356 B/C	1.6-2.0	01/59-03/68	
 Door seal, left/right	<b>1685700400</b> <i>For reference:</i> 91153109501 91153109501 91153109502	911 (not Targa/Cabrio) 912 (not Targa) 964 (not Targa/Cabrio)	2.0-3.3 1.6 3.3-3.6	08/66-07/89 01/65-12/69 12/88-09/93	
 Door seal, left/right	<b>1685700500</b> <i>For reference:</i> 91153109540 91151309345 91153109343 91153109346 91153109540	911 Targa/Cabrio 964 Targa/Cabrio	2.7-3.3 3.3-3.6	08/77-07/89 12/88-06/94	
 Door window guide, left/right	<b>1685700600</b> <i>For reference:</i> 91154290500	911 Coupe 959 964 Coupe 993 Coupe	2.0-3.3 2.8 3.3-3.6 3.6-3.8	08/68-07/89 01/86-04/91 12/88-09/93 10/93-09/97	
 <b>Picture not available</b> Door seal, left	<b>1685700770</b> <i>For reference:</i> 96453109501	Porsche 964 Targa	3.6	12/88-09/93	Fitting Position: Left Front
 <b>Picture not available</b> Door seal, right	<b>1685700780</b> <i>For reference:</i> 96453109601	Porsche 964 Targa	3.6	12/88-09/93	Fitting Position: Right Front
 Gasket for ventilation grille, rubber	<b>1685800100</b> <i>For reference:</i> 64455949100 64402591300 64455949100	356 /A/B/C	1.1-2.0	01/50-03/68	
 Engine compartment seal, rear	<b>1685800200</b> <i>For reference:</i> 91150411102	911 911 Turbo	2.7-3.2 3.0	08/73-07/89 01/75-12/77	Fitting Position: Rear

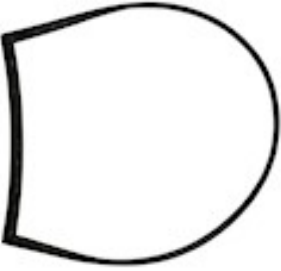






Description	Item no.	Application	Engine	Year	Criteria / Information
 Engine compartment seal, front	<b>1685800300</b> <i>For reference:</i> 91150411502	911 Turbo 964	3.0 3.3 3.3-3.6	01/75-07/89 08/89-07/93	Fitting Position: Front
 Engine compartment seal, front, 1 meter	<b>1685800400</b> <i>For reference:</i> 91150411302 91150411500	911	2.7-3.2	08/73-07/89	Fitting Position: Front Length [m]: 1
 Rubber seal for Targa top, left	<b>1685800670</b> <i>For reference:</i> 91156525940	911 Targa 912 Targa	2.0-3.3 1.6	11/64-07/89 03/65-02/70	Fitting Position: Left Version: Targa
 Rubber seal for Targa top, right	<b>1685800680</b> <i>For reference:</i> 91156526040	911 Targa 912 Targa	2.0-3.3 1.6	11/64-07/89 03/65-02/70	Fitting Position: Right Version: Targa
 Seal for windscreen	<b>1685900100</b> <i>For reference:</i> 64454190100 64454190100	356 /A/B/C Coupe	1.1-2.0	01/50-03/68	
 Rear window seal	<b>1685900200</b> <i>For reference:</i> 64454590100 64454590100	356 /A/B-T5 Coupe	1.1-2.0	01/50-07/62	
 Rear window seal	<b>1685900300</b> <i>For reference:</i> 64454590106 64454590106	356 B-T6/C	1.6-2.0	08/62-03/68	
 Seal for windscreen, with groove	<b>1685900400</b> <i>For reference:</i> 91154122503	911	2.0-3.3	01/63-07/89	
 Seal for windscreen, without groove	<b>1685900500</b> <i>For reference:</i> 96454122500 96454122500	911 964	3.2-3.3 3.3-3.6	08/88-07/89 12/88-06/94	













Description	Item no.	Application	Engine	Year	Criteria / Information
 <p>Rear window seal, with groove for moulding</p>	<b>1685900600</b> <i>For reference:</i> 91154522500	911 Coupe	2.0-3.3	01/63-07/89	Supplementary Article/Supplementary Info 2: with grooves
 <p>Vent window seal, left</p>	<b>1686000170</b> <i>For reference:</i> 64454293103 64454293103	356 /A/B/C Carrera/Coupe	1.1-1.6	01/50-12/65	Fitting Position: Left Front Section: Front Section
 <p>Vent window seal, right</p>	<b>1686000180</b> <i>For reference:</i> 64454293203 64454293203	356 /A/B/C Carrera/Coupe	1.1-1.6	01/50-12/65	Fitting Position: Right Front Section: Front Section
 <p>Vent window seal, left</p>	<b>1686000270</b> <i>For reference:</i> 64454293126 64454293126	356 /A/B/C Cabrio	1.1-1.6	01/50-12/65	Fitting Position: Left Front Section: Front Section
 <p>Vent window seal, right</p>	<b>1686000280</b> <i>For reference:</i> 64454293226 64454293226	356 Cabrio	1.1-1.6	08/52-12/65	Fitting Position: Right Front Section: Front Section















Description	Item no.	Application	Engine	Year	Criteria / Information
 Seal for quarter window, outer left	<b>1686000370</b> <i>For reference:</i> 64454390300 64454390300	356 /A/B/C Coupe	1.1-1.6	01/50-12/65	Fitting Position: Left Rear Fitting Position: Outer
 Seal for quarter window, outer, right	<b>1686000380</b> <i>For reference:</i> 64454390400 64454390400	356 /A/B/C Coupe	1.1-1.6	01/50-12/65	Fitting Position: Right Rear Fitting Position: Outer
 Seal for quarter window, inner, left/right	<b>1686000400</b> <i>For reference:</i> 64454390500 64454390500	356 /A/B/C Coupe	1.1-2.0	01/50-03/68	
 Sealing frame for vent window, left	<b>1686000670</b> <i>For reference:</i> 90154293123 90154293123	911 Coupe 912 Coupe	2.0 1.6	01/63-07/67 01/65-07/67	
 Sealing frame for vent window, right	<b>1686000680</b> <i>For reference:</i> 90154293223 90154293223	911 Coupe 912 Coupe	2.0 1.6	01/63-07/67 01/65-07/67	













Description	Item no.	Application	Engine	Year	Criteria / Information
 Sealing for side window, left	<b>1686000770</b> <i>For reference:</i> 91153193102	911 Coupe 964 Coupe	2.0-3.3 3.3-3.6	01/63-07/89 12/88-09/93	
 Sealing for side window, right	<b>1686000780</b> <i>For reference:</i> 91153193202	911 Coupe 964 Coupe	2.0-3.3 3.3-3.6	01/63-07/89 12/88-09/93	
 Sealing strip for door window, left	<b>1686000870</b> <i>For reference:</i> 91153193142 91153193142	911 Targa/Cabrio 912 Targa 964 Targa/Cabrio	2.0-3.3 1.6 3.3-3.6	11/64-07/89 03/65-02/70 12/88-09/93	
 Sealing strip for door window, right	<b>1686000880</b> <i>For reference:</i> 91153193242 91153193242	911 Targa/Cabrio 912 Targa 964 Targa/Cabrio	2.0-3.3 1.6 3.3-3.6	11/64-07/89 03/65-02/70 12/88-09/93	
 Seal for door slot	<b>1686000900</b> <i>For reference:</i> 91153195101	911 911 left 964 inner	3.0-3.3 2.7-3.0 3.3-3.6	08/77-07/89 08/73-07/77 12/88-05/94	
 Sealing rail for door window frame, left	<b>1686001070</b> <i>For reference:</i> 91154240301	Porsche 911 coupe	3.0-3.3	08/76-07/85	Fitting Position: Left Front
 Sealing rail for door window frame, right	<b>1686001080</b> <i>For reference:</i> 91154240401	Porsche 911 coupe	3.0-3.3	08/76-07/85	Fitting Position: Right Front
 Seal for quarter window, left (none opening type)	<b>1686001270</b> <i>For reference:</i> 91154303501	Porsche 911 coupe	2.7-3.3	08/73-07/85	Fitting Position: Left Rear Fitting Position: Outer Equipment Variant: Non opening type
 Seal for quarter window, right (none opening type)	<b>1686001280</b> <i>For reference:</i> 91154303601	Porsche 911 coupe	2.7-3.3	08/73-07/85	Fitting Position: Right Rear Fitting Position: Outer Equipment Variant: Non opening type
 Seal for quarter window, left/right	<b>1686100100</b> <i>For reference:</i> 64454390100 64454390100	356 Coupe	1.1-2.0	08/51-12/65	



Description	Item no.	Application	Engine	Year	Criteria / Information
 Sealing frame, rear side window, left/right	<b>1686100200</b> For reference: 90154319120 90154319120	911 Coupe	2.0-3.3	01/63-07/77	
 Sealing frame, rear side window, left	<b>1686100370</b> For reference: 90154390120 90154390120	911 Coupe	2.0-3.0	01/63-07/77	Fitting Position: Left Rear
 Sealing frame, rear side window, left, "Economy"	<b>1686100371</b> For reference: 90154390120	911 Coupe	2.0-3.0	01/63-07/77	Fitting Position: Left Rear Equipment Variant: Economy
 Sealing frame, rear side window, right	<b>1686100380</b> For reference: 90154390220 90154390220	911 Coupe	2.0-3.0	01/63-07/77	Fitting Position: Right Rear
 Sealing frame, rear side window, right, "Economy"	<b>1686100381</b> For reference: 90154390220	911 Coupe	2.0-3.0	01/63-07/77	Fitting Position: Right Rear Equipment Variant: Economy
 Window lift rail seal	<b>1686100400</b> For reference: 91154249140	911 964 993	2.0-3.3 3.3-3.6 3.6-3.8	01/63-07/89 12/88-06/94 10/93-09/97	
 Window guide	<b>1686100500</b> For reference: 91154250540	911 964	3.0-3.3 3.3-3.6	08/77-07/89 12/88-05/94	
 Sealing frame for rear window	<b>1686100600</b> For reference: 91154505141	911 Targa	2.4-3.2	08/71-07/89	
 Moulding for rocker panel	<b>1686500106</b> For reference: 64455901100 64455901100	356 A	1.5-1.6	01/55-12/61	Fitting Position: Left Fitting Position: Right
 Moulding for rocker panel	<b>1686500206</b> For reference: 64455901107 64455901107 PCG55901107	356 B T6 356 C 356 Speedster	1.6 1.6 1.1-1.5	08/62-12/63 01/63-12/65 01/50-12/55	Fitting Position: Left Fitting Position: Right
 Moulding for rocker panel, left/right	<b>1686500306</b> For reference: 90155901122 90155901101 90155901102 90155901122	911 (not E/S) 912	2.0-2.4 1.6	01/63-07/73 01/65-02/70	Fitting Position: Left Fitting Position: Right
 Moulding for rocker panel, short, left/right	<b>1686500406</b> For reference: 90155910550 90155901101 90155910502	911 S	2.0	08/66-07/68	Fitting Position: Left Fitting Position: Right





Description	Item no.	Application	Engine	Year	Criteria / Information
 Moulding for rocker panel, long, left/right	<b>1686500506</b> <i>For reference:</i> 90155910553 90155910553	911 E/S	2.0-2.4	08/68-07/73	Fitting Position: Left Fitting Position: Right
 Moulding for rocker panel, short, left/right	<b>1686500600</b> <i>For reference:</i> 90155901101 90155901122	Porsche 911 T/L	2.0-2.4	01/63-07/73	Fitting Position: Left Fitting Position: Right
 Wheel arch moulding set with fitting parts, 4 pcs., chrome	<b>1686500710</b> <i>For reference:</i> 90155912551 90155912751 PCG90155900	Porsche 911	2.0-2.4	01/63-07/73	Quantity Unit: Set Quantity: 4 Surface: Chromed Supplementary Article/Supplementary Info 2: with mounting parts Fitting Position: Left Front Fitting Position: Right Front Fitting Position: Left Rear Fitting Position: Right Rear
 Door handle, left/right, chrome, without lock cylinder & keys	<b>1687100206</b> <i>For reference:</i> 64456106101 64456106101	356 B	1.6	01/59-12/63	Fitting Position: Left Fitting Position: Right Surface: Chromed
 Door handle without lock cylinder, black, left	<b>1687100670</b> <i>For reference:</i> 91153194100 91153894100	911	3.2-3.3	08/84-07/86	Fitting Position: Left Colour: Black Lock System: without lock barrel
 Door handle without lock cylinder, black, right	<b>1687100680</b> <i>For reference:</i> 91153194100 91153894200	911	3.2-3.3	08/84-07/86	Fitting Position: Right Colour: Black Lock System: without lock barrel
 Door handle set with lock cylinder and keys, chrome, left/right	<b>1687100710</b> <i>For reference:</i> 91153106100 91153106135 91153106200 91153106235 91153894100 91153894105 91153894200 91153894205 91159806100	911	2.0-3.0	08/69-07/77	Quantity Unit: Set Fitting Position: Left and right Lock System: with key Lock System: with lock barrel Surface: Chromed
 Door handle set with lock cylinder and keys, black, left/right	<b>1687100810</b> <i>For reference:</i> 91153194203 91153194303 91153894107 91153894207 91159894200	911 959 964	2.7-3.3 2.8 3.3-3.6	08/77-07/89 01/86-04/91 12/88-06/94	Quantity Unit: Set Fitting Position: Left and right Lock System: with key Lock System: with lock barrel Surface: Painted Colour: Black
 <b>Picture not available</b> Door handle with lock cylinder and key, chrome, right	<b>1687100980</b> <i>For reference:</i> 90153106220	911	2.0	01/63-07/67	Fitting Position: Right Surface: Chromed Lock System: with lock barrel Lock System: with key
 <b>Picture not available</b> Door handle without lock cylinder and keys, stainless steel, left/right	<b>1687101000</b> <i>For reference:</i> 90153106110 90153106120 90153106121 90153106210 90153106220 90153106221	Porsche 911	2.0	01/63-07/68	Fitting Position: Front Fitting Position: Left and right Material: Stainless Steel Lock System: without lock Lock System: without key



Description	Item no.	Application	Engine	Year	Criteria / Information
 <p>Seal for door handle, front, front section</p>	<b>1687150100</b> <i>For reference:</i> 64453163101 64453163101	356 B/C	1.6	01/59-12/65	Equipment Variant: Seal for handle Fitting Position: Front Fitting Position: Left and right Section: Front Section
 <p>Seal for door handle, front</p>	<b>1687150200</b> <i>For reference:</i> 90153163120 91153163100	911 959 964	2.0-3.3 2.8 3.3-3.6	08/68-07/89 01/86-04/91 12/88-06/94	Equipment Variant: Seal for handle Fitting Position: Front Fitting Position: Left and right Section: Front Section
 <p>Seal for door handle, front</p>	<b>1687150300</b> <i>For reference:</i> 90153163120	911	2.0	01/63-07/68	Equipment Variant: Seal for handle Fitting Position: Front Fitting Position: Left and right Section: Front Section
 <p>Seal for door handle, front, rear section</p>	<b>1687150400</b> <i>For reference:</i> 91153163200	911 959 964	2.0-3.3 2.8 3.3-3.6	08/68-07/89 01/86-04/91 12/88-06/94	Equipment Variant: Seal for handle Fitting Position: Front Fitting Position: Left and right Section: Rear Section
 <p>Seal for door handle, front, rear section</p>	<b>1687150500</b> <i>For reference:</i> 90153163220	911	2.0	01/63-07/68	Equipment Variant: Seal for handle Fitting Position: Front Fitting Position: Left and right Section: Rear Section
 <p>Seal, bonnet handle base</p>	<b>1687350100</b> <i>For reference:</i> 64455923105 64455923105	356 B/C	1.6-2.0	01/59-03/68	
 <p>Bonnet lock, upper</p>	<b>1687700100</b> <i>For reference:</i> 90151105121	911 912	2.0-2.4 1.6	01/63-07/73 01/65-02/70	Fitting Position: Upper




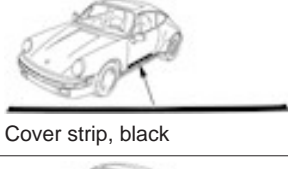
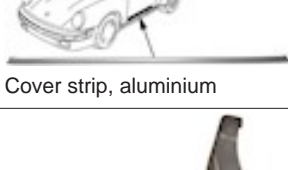
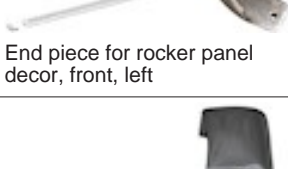

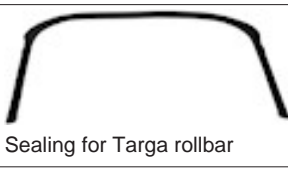
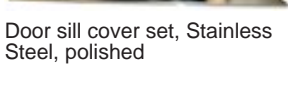


Description	Item no.	Application	Engine	Year	Criteria / Information
 Engine lid lock, upper	<b>1687700200</b> <i>For reference:</i> 93051205200	911 912 959 964	2.0-3.2 1.6 2.8 3.3-3.6	01/63-07/89 01/65-02/70 01/86-04/91 12/88-06/94	Fitting Position: Engine Bay Fitting Position: Upper
 Bonnet lock, lower	<b>1687700300</b> <i>For reference:</i> 90151105220	911 912	2.0-2.4 1.6	01/63-07/73 01/65-02/70	Fitting Position: Lower
 Engine lid lock, lower	<b>1687700400</b> <i>For reference:</i> 90151205200	911 912 959 964	2.0-3.2 1.6 2.8 3.3-3.6	01/63-07/89 01/65-02/70 01/86-04/91 12/88-06/94	Fitting Position: Engine Bay Fitting Position: Lower
 <b>Picture not available</b> Bonnet lock, upper, with spring	<b>1687700500</b> <i>For reference:</i> 64451105300	Porsche 356 A/B T5	1.5-1.6	01/55-07/62	Fitting Position: Upper Supplementary Article/Supplementary Info: with spring
 Bonnet lock, lower	<b>1687700600</b> <i>For reference:</i> 64451105400	Porsche 356 A/B T5	1.5-1.6	01/55-07/62	Fitting Position: Lower
 Bonnet lock, upper	<b>1687700700</b> <i>For reference:</i> 91151105102	Porsche 911	2.7-3.3	08/73-07/89	Fitting Position: Upper
 Bonnet lock, upper	<b>1687700800</b> <i>For reference:</i> 96451105100	Porsche 964 Porsche 993	3.3-3.6 3.6-3.8	12/88-06/94 10/93-09/97	Fitting Position: Upper
 <b>Picture not available</b> Latch for Targa hard top	<b>1688000600</b> <i>For reference:</i> 96456526501	911 Targa 964 Targa	2.0-3.3 3.6	11/64-07/89 12/88-09/93	Fitting Position: Roof Fitting Equipment Variant: Hard top latch




Description	Item no.	Application	Engine	Year	Criteria / Information
 <p>Window regulator motor, "10 teeth", left</p>	<b>1688400276</b> <i>For reference:</i> 91162401543	911 964 993	3.2-3.3 3.3-3.6 3.6-3.8	08/87-07/89 12/88-05/94 10/93-09/97	Fitting Position: Left Front Number of Teeth: 10
 <p>Window regulator motor, "10 teeth", right</p>	<b>1688400286</b> <i>For reference:</i> 91162401443	911 964 993	3.2-3.3 3.3-3.6 3.6-3.8	08/87-07/89 12/88-05/94 10/93-09/97	Fitting Position: Right Rear Number of Teeth: 10
 <p>Door mirror "Ponto"</p>	<b>1689100100</b> <i>For reference:</i> 64478801 64478801	356 B	1.6	01/59-12/63	Fitting Position: Left and right Version: Ponto
 <p>Door mirror "Aero"</p>	<b>1689100200</b> <i>For reference:</i> 64473100200 64473100200	356 A	1.5-1.6	01/55-12/61	Fitting Position: Left and right Version: Ponto
 <p>Door mirror without frame, stainless steel, left/right</p>	<b>1689100300</b> <i>For reference:</i> 90173111100 90173111100 90173111101	911	2.0	01/63-07/67	Fitting Position: Left and right Housing material: Stainless Steel Supplementary Article/Supplementary Info 2: without frame
 <p>Door mirror with frame, chrome, left/right</p>	<b>1689100400</b> <i>For reference:</i> 90173111101 90173111101	911	2.0-2.2	08/67-07/71	Fitting Position: Left and right Housing material: Chrome steel Supplementary Article/Supplementary Info 2: with frame
 <p>Rubber gasket for door mirror</p>	<b>1689150106</b> <i>For reference:</i> 91173112900	911	2.0-2.7	01/70-07/75	Fitting Position: Left and right Material: Elastomer Equipment Variant: Baseplate
 <p>Rubber gasket for door mirror, left</p>	<b>1689150272</b> <i>For reference:</i> 91173124700	Porsche 911 Porsche 964	2.7-3.3 3.3-3.6	08/75-07/89 12/88-06/94	Fitting Position: Left Material: Elastomer Equipment Variant: Baseplate



Description	Item no.	Application	Engine	Year	Criteria / Information
 Rubber gasket for door mirror, right	<b>1689150282</b> <i>For reference:</i> 91173124800	Porsche 911 Porsche 964	2.7-3.3 3.3-3.6	08/75-07/89 12/88-06/94	Fitting Position: Right Material: Elastomer Equipment Variant: Baseplate
 Door sill, "S" package, left	<b>1689800270</b> <i>For reference:</i> 90155111550 90155111550	911 911	2.0 2.0-2.3	01/63-08/64 08/69-07/73	Fitting Position: Left
 Door sill, "S" package, right	<b>1689800280</b> <i>For reference:</i> 90155111650 90155111650	911 911	2.0 2.0-2.3	01/63-08/64 08/69-07/73	Fitting Position: Right
 Cover strip, black	<b>1689800300</b> <i>For reference:</i> 90155141928 90155141928	911 964	2.0-3.3 3.3-3.6	08/77-07/89 12/88-06/94	Fitting Position: Lower Colour: Black
 Cover strip, aluminium	<b>1689800400</b> <i>For reference:</i> 90155141950 90155141950	911 911	2.0 2.0-3.3	01/63-08/64 08/69-07/89	Fitting Position: Lower Material: Aluminium
 End piece for rocker panel decor, front, left	<b>1689800570</b> <i>For reference:</i> 90155911150 90155911150	911	2.0-2.7	08/67-07/73	Fitting Position: Left Front
 End piece for rocker panel decor, front, right	<b>1689800580</b> <i>For reference:</i> 90155911250 90155911250	911	2.0-2.7	08/67-07/73	Fitting Position: Right Front
 Sealing for Targa rollbar	<b>1689800600</b> <i>For reference:</i> 90156509144 90156509144	911 Targa	2.0-2.4	08/69-07/72	
 Door sill cover set, Stainless Steel, polished	<b>1689800710</b> <i>For reference:</i> 91155198001	911 964 993	2.7-3.3 3.3-3.6 3.6-3.8	08/73-07/89 12/88-06/94 10/93-09/97	Fitting Position: Left Fitting Position: Right Section: Inner Section Panel Type: Lateral Panel Material: Stainless Steel Surface: Blank





















Description	Item no.	Application	Engine	Year	Criteria / Information
 <p>End piece for trim cover, front - right, rear - left</p>	<b>1689800806</b> <i>For reference:</i> 91155914104 PCG55914104	911	2.7-3.3	08/73-07/89	Fitting Position: Right Front Fitting Position: Left Rear
 <p>End piece for trim cover, front - left, rear - right</p>	<b>1689800906</b> <i>For reference:</i> 91155914204 PCG55914204	911	2.7-3.3	08/73-07/89	Fitting Position: Left Front Fitting Position: Right Rear
 <p>Door sill cover set, stainless steel, '911', polished</p>	<b>1689801210</b> <i>For reference:</i> 99355198011 99355198011	993	All	08/93-07/97	Quantity Unit: Set Fitting Position: Left Fitting Position: Right Material: Stainless Steel Version: 911
 <p>Door sill cover set, carbon</p>	<b>1689801510</b> <i>For reference:</i> EQ807100	996 Boxster (986)	3.4-3.6 2.5-3.2	09/97-08/05 09/96-12/04	
 <p>Door sill rubber mat, left</p>	<b>1689802870</b> <i>For reference:</i> 64455111500	356 A/B/C	1.5-1.6	01/55-12/65	Equipment Variant: Door sill mat Fitting Position: Left Front Material: Elastomer
 <p>Door sill rubber mat, right</p>	<b>1689802880</b> <i>For reference:</i> 64455111600	356 A/B/C	1.5-1.6	01/55-12/65	Equipment Variant: Door sill mat Fitting Position: Right Front Material: Elastomer
 <p>Targa roof top seal, left</p>	<b>1689802970</b> <i>For reference:</i> 90156527540	911 Targa	2.0	11/64-07/68	Fitting Position: Upper Left
 <p>Targa roof top seal, right</p>	<b>1689802980</b> <i>For reference:</i> 90156527640	911 Targa	2.0	11/64-07/68	Fitting Position: Upper Right





Description	Item no.	Application	Engine	Year	Criteria / Information
 Wiper arm, left	<b>1698300170</b> <i>For reference:</i> 91162831300 91462831310	911 959 964	2.0-3.3 2.8 3.3-3.6	08/67-07/89 01/86-07/91 12/88-07/91	Fitting Position: Left
 Wiper arm, right	<b>1698300180</b> <i>For reference:</i> 91162831400 91462831410	911 964	2.0-3.3 3.3-3.6	08/67-07/89 12/88-07/91	Fitting Position: Right
 Wiper arm, left	<b>1698300276</b> <i>For reference:</i> 96462802801 96462802801	964	3.3-3.6	08/91-06/94	Fitting Position: Left
 Wiper arm, right	<b>1698300286</b> <i>For reference:</i> 96462802802 96462802802	964	3.3-3.6	08/91-06/94	Fitting Position: Right
 Wiper arm, black, left	<b>1698300370</b> <i>For reference:</i> 90162801400	911 912	2.0-2.4 1.6	08/67-07/73 08/67-12/69	Fitting Position: Left Front Colour: Black
 Wiper arm, black, right	<b>1698300380</b> <i>For reference:</i> 90162801500	911 912	2.0-2.4 1.6	08/67-07/73 08/67-12/69	Fitting Position: Right Front Colour: Black
 Wiper arm, black, left	<b>1698300470</b> <i>For reference:</i> 91162801400	911	2.7-3.3	08/73-07/89	Fitting Position: Left Front Colour: Black
 Wiper arm, black, right	<b>1698300480</b> <i>For reference:</i> 91162801500	911	2.7-3.3	08/73-07/89	Fitting Position: Right Front Colour: Black
 Wiper arm, chrome, left	<b>1698300570</b> <i>For reference:</i> 90162801400	911 912	2.0-2.4 1.6	08/67-07/73 08/67-12/69	Fitting Position: Left Front Colour: Chrome
 Wiper arm, chrome, right	<b>1698300580</b> <i>For reference:</i> 90162801500	911 912	2.0-2.4 1.6	08/67-07/73 08/67-12/69	Fitting Position: Right Front Colour: Chrome
 Wiper arm, chrome, left	<b>1698300670</b> <i>For reference:</i> 91162831300 91462831310	911 964	2.0-3.3 3.3-3.6	08/67-07/89 12/88-07/91	Fitting Position: Left Surface: Chromed
 Wiper arm, chrome, right	<b>1698300680</b> <i>For reference:</i> 91162831400 91462831410	911 964	2.0-3.3 3.3-3.6	08/67-07/89 12/88-07/91	Fitting Position: Right Surface: Chromed
 Wiper blade, silver painted metal	<b>1698400300</b> <i>For reference:</i> 64462831110	356 A/B/C	1.5-1.6	01/55-12/65	Fitting Position: Front Equipment Variant: Silver metal
 Wiper blade, black metal	<b>1698400400</b> <i>For reference:</i> 91162861302	911 914	2.2-2.7 1.7-2.0	08/70-07/76 01/69-02/76	Fitting Position: Front Equipment Variant: Black metal







Description	Item no.	Application	Engine	Year	Criteria / Information
 Wiper blade, polished metal, 13"	<b>1698400500</b> For reference: 90162831100 96462890101 96462890102	911 912	2.0-2.4 1.6	08/67-07/73 08/67-12/69	Fitting Position: Front Equipment Variant: Polished metal Length [in]: 13
 Wiper blade, silver painted metal, 13"	<b>1698400600</b> For reference: 90162831101	911 912	2.0-2.4 1.6	08/67-07/73 08/67-12/69	Fitting Position: Front Equipment Variant: Silver metal Length [in]: 13



# Electric



Description	Item no.	Application	Engine	Year	Criteria / Information
 <p>Antenna, electric, chrome, Ø28 mm base</p>	<b>1600900100</b> <i>For reference:</i> EQ035100	911	2.0-3.3	01/63-07/89	Operating Mode: Electric Surface: Chromed Fitted Diameter [mm]: 28
 <p>Antenna, electric, black, Ø28 mm base</p>	<b>1600900200</b> <i>For reference:</i> EQ035200	911	2.0-3.3	01/63-07/89	Operating Mode: Electric Colour: Black Fitted Diameter [mm]: 28
 <p>Antenna, telescopic, chrome, for front wing</p>	<b>1600900300</b> <i>For reference:</i> 90164530100	911	2.0-2.7	01/63-07/73	Operating Mode: Manual Aerial Type: Telescope Equipment Variant: For wing
 <p>Antenna, automatic, chrome, right side installation only</p>	<b>1600900400</b> <i>For reference:</i> 90164530105 91164530105	911	2.0-2.7	08/68-07/73	Operating Mode: Automatic Aerial Type: Telescope Fitting Position: Right Front
 <p>Sticker, generator</p>	<b>1601501806</b> <i>For reference:</i> 90100650800	Porsche 911 Porsche 912 Porsche 914	2.0-2.7 1.6 1.7-2.0	01/63-07/75 01/65-12/69 01/69-02/76	Equipment Variant: Generator
 <p>Sender for fuel gauge</p>	<b>1615800100</b> <i>For reference:</i> 64420180100	356 B T5	1.6	01/59-07/62	



Description	Item no.	Application	Engine	Year	Criteria / Information
 <p>Sender for fuel gauge</p>	<b>1615800200</b> <i>For reference:</i> 90174180100	911	2.0-3.3	01/63-07/89	
 <p>Sender for fuel gauge</p>	<b>1615800300</b> <i>For reference:</i> 96464180102	964 993	3.3-3.6 3.6-3.8	12/88-06/94 10/93-09/97	
 <p>Sender for fuel gauge</p>	<b>1615800400</b> <i>For reference:</i> 64420180107	356 B T6/C	1.6	09/61-12/65	
 <p>Blower motor with steel housing for heater</p>	<b>1626100100</b> <i>For reference:</i> 93062415100 96562415100 96562415103	911 964 Turbo 964 Turbo	3.2 3.3 3.6	08/83-07/89 08/90-09/93 01/93-09/93	Housing Type: Metal Housing
 <p>Blower motor with steel housing for heater</p>	<b>1626100200</b> <i>For reference:</i> 91162415100 91162415103	911 SC	3.0	08/77-07/83	Housing Type: Metal Housing
 <p>Blower motor without housing</p>	<b>1626100300</b> <i>For reference:</i> 96462432800 99362432800 99362432801 99362432801X	964 993	3.3-3.6 3.6-3.8	12/88-07/94 10/93-09/97	Housing Type: without housing
 <p>Blower motor for heater with air temperature sensor</p>	<b>1626100400</b> <i>For reference:</i> 96465914800	964 993	3.3-3.6 3.6-3.8	12/88-06/94 10/93-09/97	Fitting Position: Dashboard Supplementary Article/Supplementary Info 2: with sensor



Description	Item no.	Application	Engine	Year	Criteria / Information
 <p>Blower motor for heater, left</p>	<b>1626100570</b> <i>For reference:</i> 96457201501	964 993	3.3-3.6 3.6-3.8	12/88-06/94 10/93-09/97	Fitting Position: Left
 <p>Blower motor for heater, right</p>	<b>1626100580</b> <i>For reference:</i> 96457201601	964 993	3.3-3.6 3.6-3.8	12/88-06/94 10/93-09/97	Fitting Position: Right
 <p>Blower motor for heater</p>	<b>1126102100</b> <i>For reference:</i> 7L0820021 7L0820021D 7L0820021H 7L0820021L 7L0820021Q 95557234200 95557234201	Cayenne Cayenne (955)	3.0-4.8 (incl. D) 3.2-4.8	06/10- 09/02-09/10	Diameter [mm]: 148
 <p>Blower motor for air condition</p>	<b>1627250100</b> <i>For reference:</i> 96462403501	964 993	3.3-3.6 3.6-3.8	12/88-07/94 10/93-09/97	
 <p>Window regulator motor, "8 teeth", left</p>	<b>1688400176</b> <i>For reference:</i> 91162401501	911	2.4-3.3	08/72-07/86	Fitting Position: Left Front Number of Teeth: 8
 <p>Window regulator motor, "8 teeth", right</p>	<b>1688400186</b> <i>For reference:</i> 91162401401	911	2.4-3.3	08/72-07/86	Fitting Position: Right Front Number of Teeth: 8









Description	Item no.	Application	Engine	Year	Criteria / Information
 Window regulator motor, "10 teeth", left	<b>1688400276</b> For reference: 91162401543	911 964 993	3.2-3.3 3.3-3.6 3.6-3.8	08/87-07/89 12/88-05/94 10/93-09/97	Fitting Position: Left Front Number of Teeth: 10
 Window regulator motor, "10 teeth", right	<b>1688400286</b> For reference: 91162401443	911 964 993	3.2-3.3 3.3-3.6 3.6-3.8	08/87-07/89 12/88-05/94 10/93-09/97	Fitting Position: Right Rear Number of Teeth: 10
 Alternator, 75 Amp, reconditioned	<b>1690100100</b> For reference: 91160312002	911	2.7-3.0	08/74-07/81	Voltage [V]: 14 Alternator Charge Current [A]: 75
 Alternator, 120 Amp, new	<b>1690100502</b> For reference: 9966030122X 99660301202 99660301204 9966030122U 9966030122X	996 Boxster	3.4-3.6 2.7-3.2	08/97-07/04 09/99-09/04	Voltage [V]: 14 Alternator Charge Current [A]: 120 Belt Pulley Ø [mm]: 53 Number of Ribs: 6
 Voltage regulator, 12 Volt, BOSCH	<b>8190200402</b> For reference: 903201003 113903803E 211903803E 61660321200	181 911 Karmann Ghia VW T.1 VW T.2 VW T.3	1.5-1.6 2.0 1.3-1.6 1.2-1.6 1.6-2.0 1.5-1.6	09/69-02/79 01/63-07/67 08/67-07/74 08/66-12/85 08/67-07/79 08/67-07/73	Voltage [V]: 12
 Voltage regulator, 14.5 Volt	<b>1190200800</b> For reference: 903068011ALT 0001543205 0001543705 0001545306 0031542406 038903803 038903803B 038903803E 038903803EX 95560301700 99660301200 99660301201 99660301202 99660301203	996 Boxster (986) Cayenne (955)	3.4-3.6 2.5-3.2 3.2	09/97-08/05 09/93-12/04 10/03-09/07	Operating voltage [V]: 14.5 Manufacturer Restriction: Bosch
 Voltage regulator, 14 Volt, economy version	<b>1190200900</b> For reference: 903098011 049903803G 068903803A 068903803B 068903803D 12311172002 12311271664 12311722755 12311726022 12321279548 12321711399 576155 576159 60743883	928 944 968 Golf/Jetta VW T.2 (T25)	4.7-5.0 2.5-3.0 3.0 (176-224 kW) 1.1-1.8 (incl. D) 1.6-2.1 (incl. D)	09/79-07/91 06/81-07/91 06/91-11/95 08/81-02/84 08/80-07/92	Operating voltage [V]: 14 Manufacturer Restriction: Bosch




Description	Item no.	Application	Engine	Year	Criteria / Information
	<b>1190200900</b> 8571846 92860315300 94460314100 94460314101				
 Voltage regulator, 14 Volt, Germany	<b>1190200902</b> For reference: 903098011OE 049903803G 068903803 068903803A 068903803B 068903803D 1204259 12311172002 12311271664 12311722755 12311726022 12321279548 12321711399 90349907	928 944 968 Golf/Jetta VW T.2 (T25)	4.7-5.0 2.5-3.0 3.0 (176-224 kW) 1.1-1.8 (incl. D) 1.6-2.1 (incl. D)	09/79-07/91 06/81-07/91 06/91-11/95 08/81-02/84 08/80-07/92	Operating voltage [V]: 14 Manufacturer Restriction: Bosch Quality: Premium
 Voltage regulator, 14 Volt, Bosch model, økonomi udgave	<b>1190201000</b> For reference: 903110002ALT 0021540606 0021541806 0021542506 0021543206 0021545806 028903803A 043903803G 049903803B 070903803A 1204244 1204246 1204252 12311268073 12311268387 12311356063 12311459286 12311710732 1447502 244332 5011364 5012444 5013273 6036646 6057627 71BB10316AA 74GB10316AA 78GB10300AA 78GB10316AA 81DB10316AA 90009353 90017589 90018777 9950085	Golf/Jetta Mercedes /8 (W114) Mercedes /8 (W115)  Mercedes /8 Coupe (W114) Mercedes Coupe (C123) Mercedes Kombi Estate (S123) Mercedes Saloon (W123)  Mercedes SL (R107) Mercedes SL Coupe (C107) Porsche 924 Porsche 928 VW T.2 (T25)	1.1-1.6 (incl. D) 2.3 2.8 2.0 2.0D 2.2D 2.3 2.4D 3.0D 2.8  2.3 2.8 2.3 2.4D 2.5 2.8 3.0D 3.0TD 2.0 2.0D 2.2D 2.3 2.4D 2.5 2.8 3.0D 2.8 3.5 3.8 4.5 5.0 2.8 3.5 3.8 4.5 5.0  2.0-2.5 4.5 1.6 2.0	05/74-07/81 01/68-11/76 01/68-01/77  06/72-02/77  03/77-11/85 09/77-12/85  02/76-11/85  05/71-07/85 01/72-09/81  11/75-08/89 09/77-08/82 05/79-07/80	Operating voltage [V]: 14 Manufacturer Restriction: Bosch Rated Voltage [V]: 12
 Starter motor, 1.5 kW, reconditioned	<b>1690300100</b> For reference: 91160410101 91660410100	911 959	2.3-3.3 2.8	08/71-07/89 01/86-07/88	Voltage [V]: 12 Rated Power [kW]: 1.5 Number of Teeth: 9



Description	Item no.	Application	Engine	Year	Criteria / Information
 <p>Starter motor, 0.8 kW, reconditioned, BOSCH</p>	<b>8190300102</b> <i>For reference:</i> 0001212208 003911023B	911 911 E 911 E Targa 911 E/S Targa 911 S 911 T 911 T 911 T Targa 911 Targa 914 914 VW T.1 incl. 1302/03 aut. VW T.2 aut. VW T.2 aut. VW T.3 aut. VW T.4 aut.	2.7 2.3 2.3 2.2 2.3 2.2 2.3 2.2 2.7 1.7 2.0 1.2-1.6 1.6 2.0 1.6-2.0 1.5-1.6 1.7-1.8	09/75-06/77 08/71-12/73 08/71-12/73 09/69-02/72 08/71-01/76 01/70-01/72 08/71-12/73 01/70-12/72 09/75-06/77 01/69-12/73 11/69-12/73 08/67-12/79 05/79-07/85 08/67-07/79 08/67-07/73 07/68-07/74	Voltage [V]: 12 Rated Power [kW]: 0.8 Number of Teeth: 9 Generally overhauled:
 <p>Starter motor, 1.5 kW, new</p>	<b>1690300203</b> <i>For reference:</i> 91660410100 91160410101 91660410100	911 959	2.3-3.3 2.8	08/71-07/89 01/86-07/88	Voltage [V]: 12 Rated Power [kW]: 1.5 Number of Teeth: 9
 <p>Starter motor, 1.7 kW, new</p>	<b>1690300300</b> <i>For reference:</i> 99660410300 99660410300	996 997 Boxster (986) (Tiptronic transm.) Boxster (987) Carrera GT Cayman (987C)	3.4-3.6 3.6-3.8 2.5-3.2 2.7-3.4 5.7 2.7-3.4	09/97-08/05 07/04-12/08 09/96-12/04 11/04-12/09 07/03-12/06 11/05-12/12	Voltage [V]: 12 Rated Power [kW]: 1.7 Number of Teeth: 9
 <p>Ignition switch</p>	<b>8190400500</b> <i>For reference:</i> 905200007 111905865K 861905865	914/4 VW T.1	1.7-2.0 1.3-1.6	08/71-07/74 08/71-12/73	
 <p>Ignition switch</p>	<b>8190400600</b> <i>For reference:</i> 905200008 1119058651 111905865L	914/4 Golf/Jetta VW T.1 VW T.1 VW T.2	1.8-2.0 1.1-1.8 (incl. D) 1.2 1.3-1.6 1.3-2.1 (incl. D)	08/74-02/76 02/74-02/84 01/78-12/85 01/74-04/79 01/74-07/92	
 <p>Distributor</p>	<b>8191100501</b> <i>For reference:</i> AC999009	356 /A/B/C 914/4 VW T.1 VW T.2 VW T.2	1.1-1.6 1.7-1.8 1.2-1.6 1.2-1.6 1.6-2.0	01/50-12/65 01/69-02/76 12/47-12/85 01/50-07/67 08/67-07/79	Supplementary Article/Supplementary Info 2: with ignition distributor cap

Description	Item no.	Application	Engine	Year	Criteria / Information
 <p>Distributor, 009 Bosch alike, economy version</p>	<p><b>8191100506</b> For reference: AC999009ALT</p>	<p>356 /A/B/C 914/4 VW T.1 VW T.2 VW T.2</p>	<p>1.1-1.6 1.7-1.8 1.2-1.6 1.2-1.6 1.6-2.0</p>	<p>01/50-12/65 01/69-02/76 12/47-12/85 01/50-07/67 08/67-07/79</p>	<p>Supplementary Article/Supplementary Info 2: with ignition distributor cap</p>
 <p>Distributor, 009 with Bosch ignition points</p>	<p><b>8191100600</b> For reference: AC999009BOSCH</p>	<p>356 /A/B/C 914/4 VW T.1 VW T.2 VW T.2</p>	<p>1.1-1.6 1.7-1.8 1.2-1.6 1.2-1.6 1.6-2.0</p>	<p>01/50-12/65 01/69-02/76 12/47-12/85 01/50-07/67 08/67-07/79</p>	<p>Supplementary Article/Supplementary Info 2: with ignition distributor cap Equipment Variant: With bosch points</p>
 <p>Bosch 009 alike distributor, high performance. New. Centrifugal advance for positive performance</p>	<p><b>8191100700</b> For reference: AC999010ALT 126903205</p>	<p>356 /A/B/C 914/4 VW T.1 VW T.2 VW T.2</p>	<p>1.1-1.6 1.7-1.8 1.2-1.6 1.2-1.6 1.6-2.0</p>	<p>01/50-12/65 01/69-02/76 12/47-12/85 01/50-07/67 08/67-07/79</p>	<p>Supplementary Article/Supplementary Info 2: with ignition distributor cap Surface: Chromed New Part:</p>
 <p>Distributor cap, economy version</p>	<p><b>8191200300</b> For reference: 905201002 0001581802 0001582802 0003980665 043905207 04709490522 049905207 058905207 0710254 105480501108/02 113905207B 113905207C 11447069 11710254 12111354449 12111359874 12111363191 12111363291 12111363423 1212143 13530000 13566500 1523817 18321001 2437978</p>	<p>Golf/Jetta Golf/Jetta Golf/Jetta Golf/Jetta Golf/Jetta Mercedes /8 (W115) Mercedes Coupe (C123) Mercedes Saloon (W123) Porsche 914/4 Porsche 924 Turbo VW T.1 VW T.2 VW T.2 VW T.3 VW T.4</p>	<p>1.1 (GG) 1.3 (GF) 1.5 (FH/JB) 1.6 (FP/EG/EW/FR) 1.8 (DX) 2.0 2.3 2.3 2. 2.0 2.3 1.7-2.0 2.0 1.2-1.6 1.6-2.0 1.6-2.0 1.5-1.6 1.7-1.8</p>	<p>04/74-02/84 08/79-02/84 04/74-02/84 08/75-02/84 08/82-02/84 01/68-01/77 05/77-04/80 02/76-03/81 01/69-02/76 06/80-10/86 08/68-12/85 05/79-07/85 08/68-07/79 08/68-07/73 09/69-03/75</p>	<p>Colour: Red Number of Cylinders: 4</p>



Description	Item no.	Application	Engine	Year	Criteria / Information
	<b>8191200300</b> 3240336 46600193 594127 60714284 60801306 7080442 72HF12106AA 7501216 7701029263 7702038122 82301920 82348987 82361894 8352346 8355935 92360292300 94625744 96586846 9934652 9936014 A0001581802 A0001582802 A0003980665 A700X12276ADA A780X12276AA A800X12276BA A830X12276CA DIFZ12106A SE021914001A ZBA905207A				
 Distributor cap, DODUCU	<b>8191200307</b> <i>For reference:</i> 905201002 0001581802 0001582802 0003980665 043905207 04709490522 049905207 058905207 0710254 105480501108/02 113905207B 113905207C 11447069 11710254 12111354449 12111359874 12111363191 12111363291 12111363423 1212143 13530000 13566500 1523817 18321001 2437978 3240336 46600193 594127 60714284 60801306 7080442 72HF12106AA 7501216 7701029263 7702038122 82301920 82348987 82361894 8352346 8355935 92360292300 94625744 96586846 9934652 9936014 A0001581802 A0001582802 A0003980665 A700X12276ADA A780X12276AA A800X12276BA A830X12276CA DIFZ12106A SE021914001A ZBA905207A	Golf/Jetta Golf/Jetta Golf/Jetta Golf/Jetta Golf/Jetta Mercedes /8 (W115) Mercedes Coupe (C123) Mercedes Saloon (W123) Porsche 914/4 Porsche 924 Turbo VW T.1 VW T.2 VW T.2 VW T.2 VW T.3 VW T.4	1.1 (GG) 1.3 (GF) 1.5 (FH/JB) 1.6 (FP/EG/EW/FR) 1.8 (DX) 2.0 2.3 2.3 2. 2.0 2.3 1.7-2.0 2.0 1.2-1.6 1.6-2.0 1.6-2.0 1.5-1.6 1.7-1.8	04/74-02/84 08/79-02/84 04/74-02/84 08/75-02/84 08/82-02/84 01/68-01/77 05/77-04/80 02/76-03/81 01/69-02/76 06/80-10/86 08/68-12/85 05/79-07/85 08/68-07/79 08/68-07/73 09/69-03/75	Colour: Red Number of Cylinders: 4





Description	Item no.	Application	Engine	Year	Criteria / Information
 <p>Distributor cap, black</p>	<b>8191200406</b> <i>For reference:</i> 905201002ALT 0001581802 0001582802 0003980665 043905207 04709490522 049905207 058905207 0710254 105480501108/02 113905207B 113905207C 11447069 11710254 12111354449 12111359874 12111363191 12111363291 12111363423 1212143 13530000 13566500 1523817 18321001 2437978 3240336 46600193 594127 60714284 60801306 7080442 72HF12106AA 7501216 7701029263 7702038122 82301920 82348987 82361894 8352346 8355935 92360292300 94625744 96586846 9934652 9936014 A0001581802 A0001582802 A0003980665 A700X12276ADA A780X12276AA A800X12276BA A830X12276CA DIFZ12106A SE021914001A ZBA905207A	Golf/Jetta Golf/Jetta Golf/Jetta Golf/Jetta Golf/Jetta Mercedes /8 (W115) Mercedes Coupe (C123) Mercedes Saloon (W123) Porsche 914/4 Porsche 924 Turbo VW T.1 VW T.2 VW T.2 VW T.2 VW T.3 VW T.4	1.1 (GG) 1.3 (GF) 1.5 (FH/JB) 1.6 (FP/EG/EW/FR) 1.8 (DX) 2.0 2.3 2.3 2. 2.0 2.3 1.7-2.0 2.0 1.2-1.6 1.6-2.0 1.6-2.0 1.5-1.6 1.7-1.8	04/74-02/84 08/79-02/84 04/74-02/84 08/75-02/84 08/82-02/84 01/68-01/77 05/77-04/80 02/76-03/81 01/69-02/76 06/80-10/86 08/68-12/85 05/79-07/85 08/68-07/79 08/68-07/73 09/69-03/75	Colour: Black Number of Cylinders: 4
 <p>Clear transparant stock top mount distributor cap. Fits Bosch distributor</p>	<b>8191200506</b> <i>For reference:</i> AC905500 0001581802 0001582802 0003980665 043905207 04709490522 049905207 058905207 0710254 105480501108/02 113905207B 113905207C 11447069 11710254 12111354449 12111359874 12111363191 12111363291 12111363423 1212143 13530000 13566500 1523817 18321001 2437978 3240336 46600193 594127 60714284 60801306 7080442	Golf/Jetta Golf/Jetta Golf/Jetta Golf/Jetta Golf/Jetta Mercedes /8 (W115) Mercedes Coupe (C123) Mercedes Saloon (W123) Porsche 914/4 Porsche 924 Turbo VW T.1 VW T.2 VW T.2 VW T.3 VW T.4	1.1 (GG) 1.3 (GF) 1.5 (FH/JB) 1.6 (FP/EG/EW/FR) 1.8 (DX) 2.0 2.3 2.3 2. 2.0 2.3 1.7-2.0 2.0 1.2-1.6 1.6-2.0 1.6-2.0 1.5-1.6 1.7-1.8	04/74-02/84 08/79-02/84 04/74-02/84 08/75-02/84 08/82-02/84 01/68-01/77 05/77-04/80 02/76-03/81 01/69-02/76 06/80-10/86 08/68-12/85 05/79-07/85 08/68-07/79 08/68-07/73 09/69-03/75	Brake Caliper Colour: Crystal clear Number of Cylinders: 4









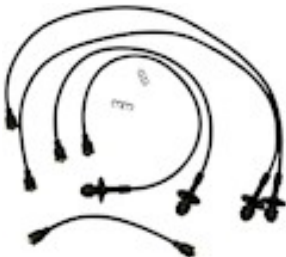



Description	Item no.	Application	Engine	Year	Criteria / Information
 <p>Distributor cap, chrome., Fits Bosch distributor</p>	<b>8191201000</b> <i>For reference:</i> AC905510 0001581802 0001582802 0003980665 043905207 04709490522 049905207 058905207 0710254 105480501108/02 113905207B 113905207C 11447069 11710254 12111354449 12111359874 12111363191 12111363291 12111363423 1212143 13530000 13566500 1523817 18321001 2437978 3240336 46600193 594127 60714284 60801306 7080442 72HF12106AA 7501216 7701029263 7702038122 82301920 82348987 82361894 8352346 8355935 92360292300 94625744 96586846 9934652 9936014 A0001581802 A0001582802 A0003980665 A700X12276ADA A780X12276AA A800X12276BA A830X12276CA DIFZ12106A SE021914001A ZBA905207A	Golf/Jetta Golf/Jetta Golf/Jetta Golf/Jetta Golf/Jetta Mercedes /8 (W115) Mercedes Coupe (C123) Mercedes Saloon (W123) Porsche 914/4 Porsche 924 Turbo VW T.1 VW T.2 VW T.2 VW T.3 VW T.4	1.1 (GG) 1.3 (GF) 1.5 (FH/JB) 1.6 (FP/EG/EW/FR) 1.8 (DX) 2.0 2.3 2.3 2. 2.0 2.3 1.7-2.0 2.0 1.2-1.6 1.6-2.0 1.6-2.0 1.5-1.6 1.7-1.8	04/74-02/84 08/79-02/84 04/74-02/84 08/75-02/84 08/82-02/84 01/68-01/77 05/77-04/80 02/76-03/81 01/69-02/76 06/80-10/86 08/68-12/85 05/79-07/85 08/68-07/79 08/68-07/73 09/69-03/75	Colour: Chrome Number of Cylinders: 4
 <p>Rotor for distributor</p>	<b>1191301000</b> <i>For reference:</i> 113911400 92360292900	Porsche 912E Porsche 914 Porsche 924	2.0 1.8 2.0 (XJ)	08/75-07/76 08/73-02/76 11/75-08/89	Manufacturer Restriction: Bosch
 <p>Ignition coil, 12 Volt, black, BOSCH</p>	<b>8191600102</b> <i>For reference:</i> 905201001 043905115A 043905115C 113905115	181 914/4 VW T.1 VW T.2 VW T.2 VW T.2 (T25) VW T.3 VW T.4	1.5-1.6 1.7-2.0 1.2-1.6 1.2-1.6 1.6-2.0 1.6-2.0 1.5-1.6 1.7-1.8	09/69-02/79 01/69-07/76 08/65-12/85 08/65-07/67 08/67-07/79 05/79-07/82 08/65-07/73 07/68-03/75	Voltage [V]: 12



Description	Item no.	Application	Engine	Year	Criteria / Information
 <p>Ignition coil, 12 Volt (Blue Coil), BOSCH</p>	<b>8191600107</b> <i>For reference:</i> 043905115A 043905115C 113905115	181 914/4 VW T.1 VW T.2 VW T.2 VW T.2 VW T.3 VW T.4	1.5-1.6 1.7-2.0 1.2-1.6 1.2-1.6 1.6-2.0 1.6-2.0 1.5-1.6 1.7-1.8	09/69-02/79 01/69-07/76 08/65-12/85 08/65-07/67 05/79-07/82 08/67-07/79 08/65-07/73 07/68-03/75	Voltage [V]: 12 Colour: Blue
 <p>Ignition coil, 12 Volt (Blue Coil), BERU</p>	<b>8191600402</b> <i>For reference:</i> 043905115A 043905115C 113905115	181 914/4 VW T.1 VW T.2 VW T.2 VW T.2 VW T.3 VW T.4	1.5-1.6 1.7-2.0 1.2-1.6 1.2-1.6 1.6-2.0 1.6-2.0 1.5-1.6 1.7-1.8	09/69-02/79 01/69-07/76 08/65-12/85 08/65-07/67 05/79-07/82 08/67-07/79 08/65-07/73 07/68-03/75	Voltage [V]: 12 Colour: Blue Alternatively:
 <p>Ignition coil, 12 Volt (Blue Coil), Beru ZS 106 Germany</p>	<b>8191600602</b> <i>For reference:</i> 043905115A 043905115C 113905115	181 914/4 VW T.1 VW T.2 VW T.2 VW T.2 VW T.3 VW T.4	1.5-1.6 1.7-2.0 1.2-1.6 1.2-1.6 1.6-2.0 1.6-2.0 1.5-1.6 1.7-1.8	09/69-02/79 01/69-07/76 08/65-12/85 08/65-07/67 05/79-07/82 08/67-07/79 08/65-07/73 07/68-03/75	Voltage [V]: 12 Colour: Blue
 <p>Spark plug</p>	<b>1691700200</b> <i>For reference:</i> 99917020190 99917020190	Boxster (986)	2.5	09/96-08/99	Electrode Gap [mm]: 0,8 Port Type: SAE Thread Size: M 14x1,25 Spanner Size: 16 mm Tightening Torque [Nm]: 25 Spark Plug: 2 - Earthed Electrode Thread Length [mm]: 19 SS suited packaging see parts list:
 <p>Spark plug</p>	<b>1691700302</b> <i>For reference:</i> 99917020791 99917020791 99917021890 99917021990	996 Boxster (986) Cayenne (955) (eng. 48.00)	3.4-3.6 2.7-3.2 4.5	09/97-08/05 08/99-12/04 09/02-	Port Type: SAE Thread Size: M 14x1,25 Spanner Size: 16 mm Spark Plug: 4 - Earthed Electrode



Description	Item no.	Application	Engine	Year	Criteria / Information
 <p>Spark plug</p>	<b>1691700400</b> <i>For reference:</i> 99917022090 99917022090	964 Turbo 996 Turbo GT2-1 GT3-1	3.6 3.6 3.6 3.6	01/93-09/93 06/00-08/05 04/01-08/05 03/99-08/05	Electrode Gap [mm]: 0,8 Port Type: SAE/M4 Thread Size: M 14x1,25 Spanner Size: 16 mm Tightening Torque [Nm]: 25 Spark Plug: 2 - Earthed Electrode Thread Length [mm]: 19 SS suited packaging see parts list:
 <p>Picture not available</p> <p>Ignition cable set</p>	<b>1692000110</b> <i>For reference:</i> 61610995100 61610995200 61610995300 61610995400	356 A/B/C 912	1.6 1.6	08/56-12/65 01/65-02/70	
 <p>Ignition cable set</p>	<b>1692000116</b> <i>For reference:</i> 61610995200 61610995100 61610995200 61610995300 61610995400	356 A/B/C 912	1.6 1.6	08/56-12/65 01/65-02/70	
 <p>Oil pressure switch, 0.3 Bar</p>	<b>8193500100</b> <i>For reference:</i> 919041001 021919081A 021919081B 028919081 1139190812	914/4 Golf VW T.1 VW T.2 VW T.2	1.7-2.0 1.1-1.6 (incl. D) 1.2-1.6 1.2-1.8 2.0	01/69-07/76 02/74-07/78 08/60-04/79 08/60-12/82 08/75-12/82	Switch Pressure [bar]: 0.3 Supplementary Article/Supplementary Info 2: with taper plug
 <p>Oil pressure switch, 0.3 Bar, Germany</p>	<b>8193500102</b> <i>For reference:</i> 919041001OE 021919081B 028919081 1139190812	914/4 Golf VW T.1 VW T.2 VW T.2	1.7-2.0 1.1-1.6 (incl. D) 1.2-1.6 1.2-1.8 2.0	01/69-07/76 02/74-07/78 08/60-04/79 08/60-12/82 08/75-12/82	Switch Pressure [bar]: 0.3 Supplementary Article/Supplementary Info 2: with taper plug





Description	Item no.	Application	Engine	Year	Criteria / Information
 <p>Oil pressure switch, 0.3 Bar, VDO</p>	<b>8193500107</b> <i>For reference:</i> 919041001 021919081A 021919081B 028919081 1139190812	914/4 Golf VW T.1 VW T.2 VW T.2	1.7-2.0 1.1-1.6 (incl. D) 1.2-1.6 1.2-1.8 2.0	01/69-07/76 02/74-07/78 08/60-04/79 08/60-12/82 08/75-12/82	Switch Pressure [bar]: 0.3
 <p>Knock sensor</p>	<b>1193700200</b> <i>For reference:</i> 905084001 054905377 054905377G	Porsche 928	5.0-5.4	08/90-11/95	Cable Length [mm]: 535 Colour: Blue
 <p>Knock sensor</p>	<b>1293701300</b> <i>For reference:</i> 6235619 6238102 90543510 93177171 99660612100 99660612500 99760612100	996 997 Boxster (986) Boxster (987) Carrera GT Cayenne (955) Cayenne (955) Turbo Cayman (987C)	3.4-3.6 3.6-3.8 2.5-3.2 2.7-3.4 5.7 4.5 4.5 2.7-3.4	09/97-08/05 07/04- 09/96-12/04 11/04- 07/03- 09/02- 09/02- 11/05-	Number of ports: 2
 <p>Picture not available</p> <p>Lambda Sensor</p>	<b>1193804100</b> <i>For reference:</i> 03G906262 03G906262G 03L906262C 03L906262G 03L906262L 03L906262M 03L906262N 03L906262T 057906262 057906262A 057906262C 057906262E 057906262G 057906262H 059906262E 06A906262BK 070906262 07Z906262D 07Z906262E 07Z906262F 07Z906262G 1K0998262AE 1K0998262AA 4L0906262A 4L0906262C 4L0906262E 95860612810 95860612910	Porsche Cayenne	4.2D	10/12-	Fitting Position: in front of the catalyst Lambda Sensor: Regulating Probe Length [mm]: 1215 Number of Poles: 5
 <p>Picture not available</p> <p>Lambda Sensor</p>	<b>1193804200</b> <i>For reference:</i> 022906262AD 022906262CA 022906262CG 06E906262B 06F906262AG 06F906262F 1K0998262K 95560612830 95860613400	Porsche Cayenne E-Hybrid Porsche Panamera E-Hybrid	3.0 3.0	06/10- 03/11-10/16	Fitting Position: in front of the catalyst Lambda Sensor: Regulating Probe Length [mm]: 750 Number of Poles: 5



Description	Item no.	Application	Engine	Year	Criteria / Information
 <p>Thermo switch for fan</p>	<b>1194001300</b> <i>For reference:</i> 959612001 823959481A 823959481F 823959481L	Golf Golf Golf Golf Golf Golf Golf Golf Porsche 924 Porsche 924 Turbo Porsche 944	1.1 1.3 1.5 1.5D (CK) 1.6 (EG) 1.6 (EW) 1.6 (FP) 1.6D TD 1.8 (DX) 2.0 (XJ) 2.0 2.5-3.0	02/74-12/78 08/79-07/83 04/74-12/78 08/76-12/78 08/76-12/78 01/83-02/84 08/75-12/78 08/80-07/83 08/82-12/83 11/75-08/89 11/78-06/80 06/81-12/90	Thread Size: M 22x1,5 Spanner Size: 27 mm Tightening Torque [Nm]: 30 Number of ports: 2 Fitting Depth [mm]: 12 Switch point from [°C]: 92 to switch point [°C]: 87
 <p>Headlamp with chrome rim, E-marked</p>	<b>1695100100</b> <i>For reference:</i> 91163111300	911	2.3-3.3	08/69-07/83	Fitting Position: Left Fitting Position: Right Frame Colour: Chrome Registration Type: E-type checked
 <p>Picture not available</p> <p>Headlamp with black ring</p>	<b>1695100200</b> <i>For reference:</i> 91163111300 91163111302	911 964	3.0-3.3 3.3-3.6	08/77-07/89 10/88-06/94	Fitting Position: Left Fitting Position: Right Frame Colour: Black
 <p>Headlamp assembly, E-marked</p>	<b>8195100302</b> <i>For reference:</i> 941200001 111941021A 111941039 35662014	356 VW T.1	1.1-1.6 1.2-1.3	01/50-12/65 12/47-07/66	Fitting Position: Left Fitting Position: Right Driver Position: for left-hand drive vehicles Registration Type: E-type checked
 <p>Headlamp assembly, OEM style, assymetric, E-marked</p>	<b>8195101200</b> <i>For reference:</i> 111941021A 111941039 35662014 64463110107	356 A/B/C VW T.1	1.5-1.6 1.2-1.3	01/55-12/65 12/47-07/66	Fitting Position: Left Fitting Position: Right Light Design: Asymmetric Registration Type: E-type checked



Description	Item no.	Application	Engine	Year	Criteria / Information
 <p>Headlamp assembly, symmetrically, LHD, Hella lens, without E-mark. NOT STREET LEGAL IN EU</p>	<b>8195101302</b> <i>For reference:</i> 111941021A 111941039 35662014 64463110107	356 A/B/C VW T.1	1.5-1.6 1.2-1.3	01/55-12/65 12/47-07/66	Fitting Position: Left Fitting Position: Right Light Design: Symmetric Driver Position: for left-hand drive vehicles Registration Type: not E Type certified
 <p>Headlamp assembly, yellow glass, assymmetric, E-marked</p>	<b>8195101400</b> <i>For reference:</i> 111941021A 35662014 64463110107	356 A/B/C LHD VW T.1 LHD	1.5-1.6 1.2-1.3	01/55-12/65 12/47-07/66	Fitting Position: Left Fitting Position: Right Lens Colour: Yellow Light Design: Asymmetric Registration Type: E-type checked
 <p>Picture not available</p> <p>Headlamp assembly, Porsche look, assymmetric, E-marked</p>	<b>8195101500</b> <i>For reference:</i> 111941021A 35662014 64463110107	356 A/B/C LHD VW T.1 LHD	1.5-1.6 1.2-1.3	01/55-12/65 12/47-07/66	Fitting Position: Left Fitting Position: Right Version: Porsche look Light Design: Asymmetric Registration Type: E-type checked
 <p>Seal for headlamp lens</p>	<b>1695150200</b> <i>For reference:</i> 91163111502	911 964	2.7-3.3 3.3-3.6	08/73-07/89 12/88-06/94	
 <p>Headlamp rim, grey primed</p>	<b>1695150400</b> <i>For reference:</i> 91163114100	911 964	2.2-3.3 3.3-3.6	08/72-07/89 12/88-06/94	Colour: Grey



Description	Item no.	Application	Engine	Year	Criteria / Information
 <p>Headlamp lens, LHD, with e-mark</p>	<b>1695150502</b> <i>For reference:</i> 91163192700	911 LHD 964 LHD	2.7-3.3 3.3-3.6	08/72-07/89 12/88-06/94	Fitting Position: Left Fitting Position: Right Left-hand / Right-hand Traffic: for left-hand traffic Registration Type: E-type checked
 <p>Headlamp rim, chrome</p>	<b>1695150700</b> <i>For reference:</i> 91163114100	911 964	2.2-3.3 3.3-3.6	08/72-07/89 12/88-06/94	Surface: Chromed
 <p>Headlamp housing, US style, left/right. Comes without headlamp</p>	<b>8195150706</b> <i>For reference:</i> 941200002 111941037C	356 US style VW T.1	1.1-1.6 1.2-1.3	01/50-12/65 12/47-07/66	Fitting Position: Left and right Equipment Variant: US style
 <p>Headlamp drain tube, rubber</p>	<b>1695150800</b> <i>For reference:</i> 91163125902	911 959 964	2.0-3.3 2.8 3.3-3.6	08/69-07/89 01/86-04/91 12/88-05/94	Equipment Variant: drain tube Fitting Position: Left Fitting Position: Right Material: Elastomer
 <p>Headlamp seal, glass to housing</p>	<b>1695150900</b> <i>For reference:</i> 91163196700	356 /A 911 964	1.1-1.6 2.0-3.3 3.3-3.6	01/50-12/61 01/63-07/89 12/88-06/94	Equipment Variant: Glass to housing



Description	Item no.	Application	Engine	Year	Criteria / Information
 <p>Control, headlight range adjustment</p>	<b>1195151300</b> <i>For reference:</i> 0008292001 13142042 1K6941295 6207109 95562421900 A0008292001	Porsche Cayenne (955)	3.0-4.8 (incl. D)	09/02-09/10	Operating Mode: Electric Light Design: Halogen Rated Voltage [V]: 12
 <p>Headlamp lens, assymmetrically, with E-mark</p>	<b>8195152300</b> <i>For reference:</i> 111941115	356 A/B/C VW T.1	1.5-1.6 1.2-1.3	01/55-12/65 12/47-07/66	Fitting Position: Left Fitting Position: Right Light Design: Asymmetric Registration Type: E-type checked
 <p>For lamp, rear</p>	<b>1695200202</b> <i>For reference:</i> 91163125129	911 914	2.0-3.3 1.7-2.0	08/67-07/89 01/69-02/76	Fitting Position: Rear
 <p>Fog lamp, Marchal Style, with white bulb (one piece)</p>	<b>1695200300</b> <i>For reference:</i> EQ941400	Porsche 356 /A/B/C Porsche 911 VW T.1 VW T.2 VW T.2 VW T.2 (T25)	1.1-1.6 2.0-3.3 1.2-1.6 1.2-1.6 1.6-2.0 1.6-2.1 (incl. D)	01/50-12/65 01/63-07/89 12/47-12/85 01/50-07/67 08/67-07/79 05/79-07/92	Fitting Position: Front Bulb Colour: White Version: Marchal style
 <p>Lens for fog lamp, clear, left</p>	<b>1695250170</b> <i>For reference:</i> 91163194101	Porsche 911	3.2-3.3	08/83-07/89	Fitting Position: Left Front Material: Glass Colour: Crystal clear Version: Bosch
 <p>Lens for fog lamp, clear, Bosch style, left</p>	<b>1695250172</b> <i>For reference:</i> 91163194101	Porsche 911	3.2-3.3	08/83-07/89	Fitting Position: Left Front Material: Glass Colour: Crystal clear Version: Bosch
 <p>Lens for fog lamp, clear, right</p>	<b>1695250180</b> <i>For reference:</i> 91163194201	Porsche 911	3.2-3.3	08/83-07/89	Fitting Position: Right Front Material: Glass Colour: Crystal clear Version: Bosch





Description	Item no.	Application	Engine	Year	Criteria / Information
 Lens for fog lamp, clear, Bosch style	<b>1695250202</b> <i>For reference:</i> 91163196400	911	2.4-3.3	08/73-07/83	Fitting Position: Front Colour: Crystal clear Version: Bosch
 Lens for fog lamp, yellow, Hella style	<b>1695250302</b> <i>For reference:</i> 64463121100 90163121100	911	2.0-2.4	01/63-07/73	Fitting Position: Front Colour: Yellow Version: Hella
 Lens for fog lamp, clear, Hella styl	<b>1695250402</b> <i>For reference:</i> 64463121103 90163121103	911	2.0-2.4	01/63-07/73	Fitting Position: Front Colour: Crystal clear Version: Hella
 Lens for fog lamp, yellow, left	<b>1695250570</b> <i>For reference:</i> 91163194100	Porsche 911	3.2-3.3	08/83-07/89	Fitting Position: Left Front Colour: Yellow
 Lens for fog lamp, yellow, Bosch style, left	<b>1695250572</b> <i>For reference:</i> 91163194100	Porsche 911	3.2-3.3	08/83-07/89	Fitting Position: Left Front Colour: Yellow Version: Bosch
 Lens for fog lamp, yellow, right	<b>1695250580</b> <i>For reference:</i> 91163194200	Porsche 911	3.2-3.3	08/83-07/89	Fitting Position: Right Front Colour: Yellow
 Lens for fog lamp, yellow, Bosch style, right	<b>1695250582</b> <i>For reference:</i> 91163194200	Porsche 911	3.2-3.3	08/83-07/89	Fitting Position: Right Front Colour: Yellow Version: Bosch
















Description	Item no.	Application	Engine	Year	Criteria / Information
 Lens for fog lamp, red, without E-mark. NOT STREET LEGAL IN EU	<b>1695250600</b> <i>For reference:</i> 91163197500	Porsche 911	2.0-3.2	08/68-07/86	Fitting Position: Rear Colour: Red Registration Type: not E Type certified
 Tail light assembly with rubber seal, left	<b>1695300170</b> <i>For reference:</i> 64463140300 64463140300	356 A/B/C USA	1.5-1.6	08/57-12/65	Fitting Position: Left Supplementary Article/Supplementary Info: with seal Country Version: USA
 Tail light assembly with rubber seal, right	<b>1695300180</b> <i>For reference:</i> 64463140400 64463140400	356 A/B/C USA	1.5-1.6	08/57-12/65	Fitting Position: Right Supplementary Article/Supplementary Info: with seal Country Version: USA
 Tail light assembly with rubber seal, left	<b>1695300270</b> <i>For reference:</i> 64463140310 64463140310	356 A/B/C Europe	1.5-1.6	08/57-12/65	Fitting Position: Left Supplementary Article/Supplementary Info: with seal Country Version: Europe
 Tail light assembly with rubber seal, right	<b>1695300280</b> <i>For reference:</i> 64463140410 64463140410	356 A/B/C Europe	1.5-1.6	08/57-12/65	Fitting Position: Right Supplementary Article/Supplementary Info: with seal Country Version: Europe
 Tail light lens kit, LED, clear/red	<b>1695300316</b> <i>For reference:</i> EQ945100LED	Boxster (986)	2.5-3.2	09/96-12/04	Fitting Position: Left and right Quantity Unit: Set Lens Colour: Red Lens Colour: Crystal clear Light Design: LED
 Tail light set, smoked/red	<b>1695300416</b> <i>For reference:</i> EQ945110LED	Boxster (986)	2.5-3.2	09/96-12/04	Quantity Unit: Set Rear light colour: Red/Black
 Tail light, EU vers., with red turn signal, left	<b>1695300572</b> <i>For reference:</i> 99363140301	993	3.6-3.8	10/93-09/97	Fitting Position: Left Supplementary Article/Supplementary Info: with seal Indicator Colour: Red Country Version: Europe
 Tail light, EU vers., with red turn signal, right	<b>1695300582</b> <i>For reference:</i> 99363140401	993	3.6-3.8	10/93-09/97	Fitting Position: Right Supplementary Article/Supplementary Info: with seal Indicator Colour: Red Country Version: Europe



Description	Item no.	Application	Engine	Year	Criteria / Information
 <p>Tail light, EU vers., with housing and rubber seal, yellow/clear/red, left</p>	<b>1695300670</b> <i>For reference:</i> 90163140300	Porsche 911 SWB	2.0	01/63-07/68	Fitting Position: Left Housing Type: with housing Supplementary Article/Supplementary Info 2: with housing seal Indicator Colour: Red/Yellow Indicator Colour: Crystal clear Country Version: Europe
 <p>Tail light, EU vers., with housing and rubber seal, yellow/clear/red, right</p>	<b>1695300680</b> <i>For reference:</i> 90163140400	Porsche 911 SWB	2.0	01/63-07/68	Fitting Position: Right Housing Type: with housing Supplementary Article/Supplementary Info 2: with housing seal Indicator Colour: Red/Yellow Indicator Colour: Crystal clear Country Version: Europe
 <p>Tail light, US vers., with housing and rubber seal, red/clear/red, left</p>	<b>1695300770</b> <i>For reference:</i> 90163140301	Porsche 911 SWB (US vers.)	2.0	01/63-07/68	Fitting Position: Left Housing Type: with housing Supplementary Article/Supplementary Info 2: with housing seal Indicator Colour: Red/Yellow Indicator Colour: Crystal clear Country Version: USA
 <p>Tail light, US vers., with housing and rubber seal, red/clear/red, right</p>	<b>1695300780</b> <i>For reference:</i> 90163140401	Porsche 911 SWB (US vers.)	2.0	01/63-07/68	Fitting Position: Right Housing Type: with housing Supplementary Article/Supplementary Info 2: with housing seal Indicator Colour: Red/Yellow Indicator Colour: Crystal clear Country Version: USA
 <p>Tail light assembly with glass and rubber seal, left</p>	<b>1695300870</b> <i>For reference:</i> 96463190700	Porsche 964	3.3-3.6	12/88-06/94	Fitting Position: Left Housing Type: with housing Supplementary Article/Supplementary Info 2: with housing seal
 <p>Tail light assembly with glass and rubber seal, right</p>	<b>1695300880</b> <i>For reference:</i> 96463190800	Porsche 964	3.3-3.6	12/88-06/94	Fitting Position: Right Housing Type: with housing Supplementary Article/Supplementary Info 2: with housing seal
 <p>Lens for tail light, left</p>	<b>1695350170</b> <i>For reference:</i> 64463142110 64463142110	356 A/B/C Europe	1.5-1.6	08/57-12/65	Fitting Position: Left Lens Colour: Red/Yellow Country Version: Europe
 <p>Lens for tail light, right</p>	<b>1695350180</b> <i>For reference:</i> 64463142210 64463142210	356 A/B/C Europe	1.5-1.6	08/57-12/65	Fitting Position: Right Lens Colour: Red/Yellow Country Version: Europe
 <p>Lens for tail light, EU vers., left</p>	<b>1695350376</b> <i>For reference:</i> 90163140300 90163140300	911 912	2.0 1.6	01/63-07/68 01/65-07/68	Fitting Position: Left Country Version: Europe
 <p>Lens for tail light, EU vers., right</p>	<b>1695350386</b> <i>For reference:</i> 90163140400 90163140400	911 912	2.0 1.6	01/63-07/68 01/65-07/68	Fitting Position: Right Country Version: Europe



Description	Item no.	Application	Engine	Year	Criteria / Information
 Lens for tail light, left	<b>1695350570</b> <i>For reference:</i> 90163190503 91163192303	911 912	2.0-2.2 1.6	08/68-07/72 08/68-02/70	Fitting Position: Left
 Lens for tail light, right	<b>1695350580</b> <i>For reference:</i> 90163190603 91163192403	911 912	2.0-2.2 1.6	08/68-07/72 08/68-02/70	Fitting Position: Right
 Tail light house with bulb and gasket, left	<b>1695350670</b> <i>For reference:</i> 91163193900	911	2.0-3.3	08/69-07/89	Material: Plastic
 Tail light house with bulb and gasket, right	<b>1695350680</b> <i>For reference:</i> 91163194000	911	2.0-3.3	08/69-07/89	Material: Plastic
 Lens for tail light, left	<b>1695350770</b> <i>For reference:</i> 91163194900	911	2.2-3.3	08/72-07/89	Fitting Position: Left
 Lens for tail light, right	<b>1695350780</b> <i>For reference:</i> 91163195000	911	2.2-3.3	08/72-07/89	Fitting Position: Right
 Lens for tail light with black rim, US-vers., left	<b>1695350870</b> <i>For reference:</i> 91163195100	911 US	2.2-3.3	08/72-07/89	Fitting Position: Left Country Version: USA Frame Colour: Black
 Lens for tail light with black rim, US-vers., right	<b>1695350880</b> <i>For reference:</i> 91163195200	911 US	2.2-3.3	08/72-07/89	Fitting Position: Right Country Version: USA Frame Colour: Black
 Lens for tail light, left, E-marked	<b>1695350970</b> <i>For reference:</i> 96463190710	964	3.3-3.6	12/88-06/94	Fitting Position: Left Registration Type: E-type checked
 Lens for tail light, right, E-marked	<b>1695350980</b> <i>For reference:</i> 96463190810	964	3.3-3.6	12/88-06/94	Fitting Position: Right Registration Type: E-type checked
 Lens for tail light, US vers., left, SAE marked	<b>1695351070</b> <i>For reference:</i> 90163190504	911 912	2.0-2.4 1.6	08/68-07/72 08/68-02/70	Fitting Position: Left Country Version: USA Registration Type: SAE checked



Description	Item no.	Application	Engine	Year	Criteria / Information
 Lens for tail light, US vers., right, SAE marked	<b>1695351080</b> For reference: 90163190604	911 912	2.0-2.4 1.6	08/68-07/72 08/68-02/70	Fitting Position: Right Country Version: USA Registration Type: SAE checked
 Gasket for tail light, rubber, left	<b>1695351170</b> For reference: 91163197101	911	2.0-3.3	08/68-07/89	Fitting Position: Left Material: Elastomer
 Gasket for tail light, rubber, right	<b>1695351180</b> For reference: 91163197100	911	2.0-3.3	08/68-07/89	Fitting Position: Right Material: Elastomer
 Gasket for tail light, rubber, grey, left	<b>1695351270</b> For reference: 90163141700	911 912	2.0 1.6	01/63-07/68 01/65-07/68	Fitting Position: Left Material: Elastomer Colour: Grey
 Gasket for tail light, rubber, grey, right	<b>1695351280</b> For reference: 90163141800	911 912	2.0 1.6	01/63-07/68 01/65-07/68	Fitting Position: Right Material: Elastomer Colour: Grey
 Gasket for tail light, rubber, left	<b>1695351370</b> For reference: 96463142000	Porsche 964	3.3-3.6	12/88-06/94	Fitting Position: Left Material: Elastomer
 Gasket for tail light, rubber, right	<b>1695351380</b> For reference: 96463142100	Porsche 964	3.3-3.6	12/88-06/94	Fitting Position: Right Material: Elastomer
 Lens for tail light, clear/red/orange, left	<b>1695351470</b> For reference: 91463140313 91463194910	Porsche 914	1.7-2.0	01/69-02/76	Fitting Position: Left Lens Colour: Crystal clear Lens Colour: Red Lens Colour: Orange
 Lens for tail light, clear/red/orange, right	<b>1695351480</b> For reference: 91463195010	Porsche 914	1.7-2.0	01/69-02/76	Fitting Position: Right Lens Colour: Crystal clear Lens Colour: Red Lens Colour: Orange
 Lens for tail light, US vers., left	<b>1695351570</b> For reference: 90163140301	Porsche 911 SWB (US vers.)	2.0	01/63-07/68	Fitting Position: Left Lens Colour: Red Country Version: USA
 Lens for tail light, US vers., right	<b>1695351580</b> For reference: 90163140401	Porsche 911 SWB (US vers.)	2.0	01/63-07/68	Fitting Position: Right Lens Colour: Red Country Version: USA
 Lens for tail light, EU vers., left	<b>1695351670</b> For reference: 90163140300	Porsche 911 SWB	2.0	01/63-07/68	Fitting Position: Left Lens Colour: Red/Yellow Country Version: Europe





Description	Item no.	Application	Engine	Year	Criteria / Information
 Lens for tail light, EU vers., right	<b>1695351680</b> <i>For reference:</i> 90163140400	Porsche 911 SWB	2.0	01/63-07/68	Fitting Position: Right Lens Colour: Red/Yellow Country Version: Europe
 Turn signal light reflector, yellow, left	<b>1695400473</b> <i>For reference:</i> 96463140900	964	3.3-3.6	12/88-06/94	Fitting Position: Left Front Colour: Yellow
 Turn signal light set, front	<b>1695400510</b> <i>For reference:</i> TU939531	993	3.6-3.8	10/93-09/97	Fitting Position: Front Colour: Crystal clear
 Turn signal light, complete with housing and rubber seal, clear/yellow, left (EU vers.)	<b>1695400670</b> <i>For reference:</i> 90163140100 90163140101	Porsche 911 SWB (EU vers.)	2.0	01/63-07/68	Fitting Position: Left Front Lens Colour: Yellow Housing Type: with housing Supplementary Article/Supplementary Info 2: with housing seal Country Version: Europe
 Turn signal light, complete with housing and rubber seal, clear/yellow, right (EU vers.)	<b>1695400680</b> <i>For reference:</i> 90163140200 90163140201	Porsche 911 SWB (EU vers.)	2.0	01/63-07/68	Fitting Position: Right Front Lens Colour: Yellow Housing Type: with housing Supplementary Article/Supplementary Info 2: with housing seal Country Version: Europe
 Turn signal light, complete with housing and rubber seal, yellow, left (US vers.)	<b>1695400770</b> <i>For reference:</i> 90163140102	Porsche 911 SWB (US vers.)	2.0	01/63-07/68	Fitting Position: Left Front Lens Colour: Yellow Housing Type: with housing Supplementary Article/Supplementary Info 2: with housing seal Country Version: USA
 Turn signal light, complete with housing and rubber seal, yellow, right (US vers.)	<b>1695400780</b> <i>For reference:</i> 90163140202	Porsche 911 SWB (US vers.)	2.0	01/63-07/68	Fitting Position: Right Front Lens Colour: Yellow Housing Type: with housing Supplementary Article/Supplementary Info 2: with housing seal Country Version: USA
 Turn signal light, complete, yellow/white, front, left	<b>1695400870</b> <i>For reference:</i> 90163140100	Porsche 911 Porsche 912	2.0 1.6	01/63-07/68 01/65-07/68	Fitting Position: Left Front Lens Colour: White/Yellow Housing Type: with housing Supplementary Article/Supplementary Info 2: with housing seal Country Version: Europe
 Turn signal light, complete, yellow/white, front, right	<b>1695400880</b> <i>For reference:</i> 90163140200	Porsche 911 Porsche 912	2.0 1.6	01/63-07/68 01/65-07/68	Fitting Position: Right Front Lens Colour: White/Yellow Housing Type: with housing Supplementary Article/Supplementary Info 2: with housing seal Country Version: Europe
 Turn signal light lens, yellow/clear, front, EU, left	<b>1695450170</b> <i>For reference:</i> 90163140101 90163140101	911 912	2.0 1.6	01/63-07/68 01/65-07/68	Fitting Position: Left Front Indicator Colour: White/Yellow Country Version: Europe



Description	Item no.	Application	Engine	Year	Criteria / Information
 <p>Turn signal light lens, yellow/clear, front, EU, right</p>	<b>1695450180</b> For reference: 90163140201 90163140201	911 912	2.0 1.6	01/63-07/68 01/65-07/68	Fitting Position: Right Front Indicator Colour: White/Yellow Country Version: Europe
 <p>Turn signal light lens with metal housing, front, left</p>	<b>1695450276</b> For reference: 90163140103 90163140103	911	2.0-2.4	08/68-07/73	Fitting Position: Left Front Lens Colour: White Lens Colour: Orange Housing Type: Aluminium Housing
 <p>Turn signal light lens with metal housing, front, right</p>	<b>1695450286</b> For reference: 90163140203 90163140203	911	2.0-2.4	08/68-07/73	Fitting Position: Right Front Lens Colour: White Lens Colour: Orange Housing Type: Aluminium Housing
 <p>Turn signal light lens, yellow, E-marked</p>	<b>1695450300</b> For reference: 91163191400 91196391400	911	2.7-3.3	08/75-07/89	Fitting Position: Front Colour: Yellow Registration Type: E-type checked
 <p>Turn signal light lens, black</p>	<b>1695450400</b> For reference: 91163191400 91196391400	911	2.7-3.3	08/75-07/89	Fitting Position: Front Colour: Black Registration Type: not E Type certified
 <p>Turn signal light lens, white</p>	<b>1695450500</b> For reference: 91163191400 91196391400	911	2.7-3.3	08/75-07/89	Fitting Position: Front Colour: White Registration Type: not E Type certified
 <p>Turn signal light lens set, crystal, left/right</p>	<b>1695450610</b> For reference: EQ941100 95163116100 95163116200	944 S2 944 Turbo	3.0 2.5	12/88-07/91 08/85-07/91	Fitting Position: Front Colour: Crystal clear Quantity Unit: Set
 <p>Turn signal light lens, front, EU, black rim, left</p>	<b>1695450770</b> For reference: 1695450776 91163194300	911	2.0-2.3	08/68-07/73	Fitting Position: Left Front Indicator Colour: White/Yellow Frame Colour: Black Country Version: Europe
 <p>Turn signal light lens, front, EU, black rim, right</p>	<b>1695450780</b> For reference: 1695450786 91163194400	911	2.0-2.7	08/68-07/73	Fitting Position: Right Front Indicator Colour: White/Yellow Frame Colour: Black Country Version: Europe
 <p>Turn signal lens, front, USA, black rim, left</p>	<b>1695450870</b> For reference: 91163194300	911	2.0-2.3	08/68-07/73	Fitting Position: Left Front Indicator Colour: Yellow Frame Colour: Black Country Version: USA
 <p>Turn signal lens, front, USA, black rim, right</p>	<b>1695450880</b> For reference: 91163194400	911	2.0-2.3	08/68-07/73	Fitting Position: Right Front Indicator Colour: Yellow Frame Colour: Black Country Version: USA













Description	Item no.	Application	Engine	Year	Criteria / Information
 <p>Turn signal lens, front, USA, yellow, left</p>	<b>1695450970</b> <i>For reference:</i> 90163140104	911	2.0-2.3	08/68-07/73	Fitting Position: Left Front Indicator Colour: Yellow Country Version: USA
 <p>Turn signal lens, front, USA, yellow, right</p>	<b>1695450980</b> <i>For reference:</i> 90163140204	911	2.0-2.3	08/68-07/73	Fitting Position: Right Front Indicator Colour: Yellow Country Version: USA
 <p>Turn signal lens, round, front, clear</p>	<b>1695451000</b> <i>For reference:</i> 64463141101	356 B/C	1.6	01/59-12/65	Fitting Position: Front Colour: Crystal clear Shape: Round
 <p>Turn signal lens, round, front, yellow</p>	<b>1695451100</b> <i>For reference:</i> 64463141106	356 B/C	1.6	01/59-12/65	Fitting Position: Front Colour: Yellow Shape: Round Registration Type: not E Type certified
 <p>Rubber gasket for turn signal light, front, left</p>	<b>1695451270</b> <i>For reference:</i> 91163197001	911	2.0-2.4	08/68-07/73	Fitting Position: Front Axle Left Material: Elastomer
 <p>Rubber gasket for turn signal light, front, right</p>	<b>1695451280</b> <i>For reference:</i> 91163197000	911	2.0-2.4	08/68-07/73	Fitting Position: Front Axle Right Material: Elastomer
 <p>Rubber gasket for turn signal light, front, grey, left</p>	<b>1695451370</b> <i>For reference:</i> 90163141300	911	2.0	01/63-07/68	Fitting Position: Left Front Material: Elastomer Colour: Grey
 <p>Rubber gasket for turn signal light, front, grey, right</p>	<b>1695451380</b> <i>For reference:</i> 90163141400	911	2.0	01/63-07/68	Fitting Position: Right Front Material: Elastomer Colour: Grey



Description	Item no.	Application	Engine	Year	Criteria / Information
 <p>Turn signal lens, front wing, with E-mark, left/right</p>	<b>1695451400</b> <i>For reference:</i> 91463193710	Porsche 914	1.7-2.0	01/69-02/76	Fitting Position: Front Fitting Position: Left and right
 <p>Housing for turn signal light, front, left</p>	<b>1695451570</b> <i>For reference:</i> 90163140103 91163140130	Porsche 911	2.0-2.4	08/68-07/73	Fitting Position: Left Front
 <p>Housing for turn signal light, front, right</p>	<b>1695451580</b> <i>For reference:</i> 90163140203	Porsche 911	2.0-2.4	08/68-07/73	Fitting Position: Right Front
 <p>Turn signal light, clear, left</p>	<b>1695500176</b> <i>For reference:</i> 99663103301 99663104301 99663104302	996	3.4-3.6	09/97-08/05	Fitting Position: Left Fitting Position: Lateral Installation Lens Colour: White
 <p>Turn signal light, clear, right</p>	<b>1695500186</b> <i>For reference:</i> 99663103401 99663104402	996	3.4-3.6	09/97-08/05	Fitting Position: Right Fitting Position: Lateral Installation Lens Colour: White
 <p>Turn signal light set, white</p>	<b>9895500910</b> <i>For reference:</i> TU229491	911 Jetta	2.0-3.3 1.3-1.8 (incl. D)	08/66-07/89 08/79-07/83	Colour: White Fitting Position: Lateral Installation
 <p>Turn signal light set side, chrome/clear</p>	<b>9895501010</b> <i>For reference:</i> TU229491A	911 Jetta	2.4-3.3 1.3-1.8 (incl. D)	08/66-07/89 08/79-07/83	Colour: Crystal clear Colour: Chrome Fitting Position: Lateral Installation
 <p>License plate light</p>	<b>1695600200</b> <i>For reference:</i> 91163162004	911 914 964	2.7-3.3 2.0 3.3-3.6	08/73-07/89 08/74-07/76 08/89-07/93	



Description	Item no.	Application	Engine	Year	Criteria / Information
 <p>License plate light with bulb</p>	<b>1695600500</b> <i>For reference:</i> 91463160100	914	1.7-2.0	01/69-07/74	
 <p>Gasket for license plate light</p>	<b>1695650106</b> <i>For reference:</i> 64400793100 64400793100	356 A	1.5-1.6	01/55-12/61	
 <p>Luggage compartment lamp</p>	<b>1695700100</b> <i>For reference:</i> 90163220101	911	2.0-3.3	01/63-07/89	
 <p>Interior light</p>	<b>8195700102</b> <i>For reference:</i> 947200001OE 111947111D 111947111E 1139471111	914 Golf/Jetta Scirocco VW T.1 incl. 1302/03 VW T.3	1.7-2.0 1.1-1.8 (incl. D) 1.1-1.6 1.2-1.6 1.5-1.6	01/69-02/76 02/74-02/84 02/74-03/81 09/52-12/85 04/61-07/73	
 <p>Interior light</p>	<b>8195700106</b> <i>For reference:</i> 947200001 111947111D 111947111E 1139471111	914 Golf/Jetta Scirocco VW T.1 incl. 1302/03 VW T.3	1.7-2.0 1.1-1.8 (incl. D) 1.1-1.6 1.2-1.6 1.5-1.6	01/69-02/76 02/74-02/84 02/74-03/81 09/52-12/85 04/61-07/73	
 <p>Interior and glove compartment light with black rim</p>	<b>1695700302</b> <i>For reference:</i> 91163210200	911 Targa/Cabrio 928 964 Speedster 993 Targa/Cabrio	2.0-3.0 4.5-5.4 3.6 3.6-3.8	08/67-07/89 09/77-11/95 08/92-06/94 08/95-09/97	Frame Colour: Black
 <p>Bulb, fog lamp, yellow, for EQ941400</p>	<b>1695900200</b> <i>For reference:</i> EQ941400A	Porsche 356 /A/B/C Porsche 911 VW T.1 VW T.2 VW T.2 VW T.2 (T25)	1.1-1.6 2.0-3.3 1.2-1.6 1.2-1.6 1.6-2.0 1.6-2.1 (incl. D)	01/50-12/65 01/63-07/89 12/47-12/85 01/50-07/67 08/67-07/79 05/79-07/92	Bulb Colour: Yellow for article number: EQ941400
 <p>Base for tail light, rubber</p>	<b>1696000100</b> <i>For reference:</i> 64463149101 64463149101	356 A/B/C	1.5-1.6	01/55-12/65	
 <p>Lens for position light, front, left</p>	<b>1696000270</b> <i>For reference:</i> 91163192103 90163190303	911	2.0-2.4	08/68-07/73	Fitting Position: Left Front



Description	Item no.	Application	Engine	Year	Criteria / Information
 Lens for position light, front, right	<b>1696000280</b> <i>For reference:</i> 90163190403 91163192203	911	2.0-2.4	08/68-07/73	Fitting Position: Right Front
 Lens for position light, front, left, EU-version	<b>1696000370</b> <i>For reference:</i> 90163190303 91163192103	911	2.0-2.4	08/68-07/73	Fitting Position: Left Front Country Version: Europe
 Lens for position light, front, right, EU-version	<b>1696000380</b> <i>For reference:</i> 90163190403 91163192203	911	2.0-2.4	08/68-07/73	Fitting Position: Right Front Country Version: Europe
 Parking light, white with black socket	<b>1696000400</b> <i>For reference:</i> EQ941250	993	3.6-3.8	10/93-09/97	Fitting Position: Left and right Colour: White
 Reflector for bumper without E-mark	<b>1696000500</b> <i>For reference:</i> 1696000506 90163301000	911	2.0-2.3	08/68-07/73	Fitting Position: Left and right Fitting Position: Front Registration Type: not E Type certified
 Reflector with bracket	<b>1696000606</b> <i>For reference:</i> 64473150100	356 A/B/C	1.5-1.6	01/55-12/65	
 Side marker lamp set, clear, E-marked	<b>1696000810</b> <i>For reference:</i> EQ941200	996 Boxster	3.4-3.6 2.5-3.2	09/97-08/05 09/96-12/04	Fitting Position: Left and right Lens Colour: Crystal clear Quantity Unit: Set
 Side marker lamp set, smoked, E-marked	<b>1696000910</b> <i>For reference:</i> EQ941220	996 Boxster	3.4-3.6 2.5-3.2	09/97-08/05 09/96-12/04	Fitting Position: Left and right Lens Colour: Smoke Grey Quantity Unit: Set
 Side marker lamp, yellow, left, US vers.	<b>1696001073</b> <i>For reference:</i> 96463141100	Porsche 964/965	3.3-3.6	12/88-09/93	Fitting Position: Left Front Light Function: for marker lamp Lens Colour: Yellow Country Version: USA



Description	Item no.	Application	Engine	Year	Criteria / Information
 <p>Side marker lamp, yellow, right, US vers.</p>	<b>1696001083</b> <i>For reference:</i> 96463141200	Porsche 964/965	3.3-3.6	12/88-09/93	Fitting Position: Right Front Light Function: for marker lamp Lens Colour: Yellow Country Version: USA
 <p>Complete reflector for bumper with rubber frame and glass</p>	<b>1696001100</b> <i>For reference:</i> 90163301000	911	2.0-2.3	08/68-07/73	Fitting Position: Left and right Fitting Position: Front Registration Type: not E Type certified Supplementary Article/Supplementary Info 2: with glass unit Supplementary Article/Supplementary Info 2: with frame
 <p>Turn signal switch</p>	<b>1696200100</b> <i>For reference:</i> 64461330100	356A	1.5-1.6	01/55-12/61	
 <p>Soft rubber handle for turn signal/wiper switch</p>	<b>1696250100</b> <i>For reference:</i> 90155285300	911	2.0-2.7	01/63-07/73	Equipment Variant: Handle Material: Elastomer
 <p>Rubber cap for rear window defogger switch</p>	<b>1696450100</b> <i>For reference:</i> 90155282700	911	2.0-2.4	01/63-07/73	Equipment Variant: for window defogger Material: Elastomer
 <p>Rubber cap for door switch</p>	<b>1696550100</b> <i>For reference:</i> 90161561620	911 912 959 964 993	2.0-3.3 1.6 2.8 3.3-3.6 3.6-3.8	01/63-07/89 01/65-02/70 01/86-04/91 12/88-06/94 10/93-09/97	Equipment Variant: Cap for switch Material: Elastomer
 <p>Switch for back up light</p>	<b>1296600100</b> <i>For reference:</i> 881239271 1239266 1239271 4232666 4617668 71719525 90245033 90482454 96192077 99660610301	Porsche 996 Carrera	3.4-3.6	09/97-08/05	Combi Switch Function: Lock Thread Size: M12 x 1,5 Number of Poles: 2





Description	Item no.	Application	Engine	Year	Criteria / Information
 <p>Switch for reversing light</p>	<b>1696600100</b> <i>For reference:</i> 91461354102	356 B/C 911 912 914 928 959 964 993	1.6 2.0-3.3 1.6-2.0 1.7-2.0 4.5-5.4 2.8 3.3-3.6 3.6-3.8	01/59-12/65 01/63-07/89 01/65-12/69 01/69-02/76 09/77-11/95 01/86-04/91 12/88-06/94 10/93-09/97	
 <p>Switch for reversing light</p>	<b>1196600200</b> <i>For reference:</i> 941124001 014919361 0149415211 019941521 084941521	Golf Golf/Jetta Golf/Jetta Iltis 4 speed man. Iltis 4 speed man. Porsche 924 Porsche 944 Scirocco Scirocco	1.1 (FJ) 1.1 (FA/GG) 1.3 (GF) 1.6TD 1.7 2.0-2.5 2.5-3.0 1.1 (FA) 1.3 (GF)	08/76-07/80 08/78-07/83 08/79-07/83 08/87-12/88 03/79-12/88 01/79-07/88 06/81-07/91 08/78-07/79 08/79-12/83	Rated Voltage [V]: 12 Number of ports: 2 Operating Mode: Electric Plug Type: Blade Terminal
 <p>Switch for brake light, 2 pins</p>	<b>1296600200</b> <i>For reference:</i> 881239433 1239433 1240591 90196375 90504499	924 944	2.0-2.5 2.5-3.0	11/75-08/89 06/81-07/91	Operating Mode: Mechanical Colour: Black Observe the vehicle manufacturer specifications: Number of Poles: 2
 <p>Brake light switch</p>	<b>1696600200</b> <i>For reference:</i> 91161341100 91161341101	911 914	2.0-3.3 1.7-2.0	01/63-07/89 01/69-02/76	Operating Mode: Electric










Description	Item no.	Application	Engine	Year	Criteria / Information
 <p>Brake light switch, 3 pins</p>	<b>8196600200</b> <i>For reference:</i> 945201003 1139455151 113945515G	911 912 Golf/Jetta VW T.1 VW T.2	2.0 (96-125 kW) 1.6 (66 kW) 1.1-1.8 (incl. D) 1.2-1.6 1.6-2.1 (incl. D)	01/63-07/68 01/65-07/69 02/74-02/84 08/69-12/85 08/69-07/85	Number of ports: 3 Thread Size: M10x1 Operating Mode: Hydraulic
 <p>Brake light switch, 3 pins</p>	<b>8196600206</b> <i>For reference:</i> 1139455151 113945515G	911 912 Golf/Jetta VW T.1 VW T.2	2.0 (96-125 kW) 1.6 (66 kW) 1.1-1.8 (incl. D) 1.2-1.6 1.6-2.1 (incl. D)	01/63-07/68 01/65-07/69 02/74-02/84 08/69-12/85 08/69-07/85	Number of ports: 3 Thread Size: M10x1 Operating Mode: Hydraulic
 <p>Brake light switch, 2 pins</p>	<b>8196600300</b> <i>For reference:</i> 945201004OE 113945515H 171945515 ZBA945515	911 912 914 914 Golf/Jetta VW T.1 VW T.2	2.0 (96-125 kW) 1.6 (66 kW) 1.7 (59 kW) 2.0 (74 kW) 1.1-1.8 (incl. D) 1.2-1.6 1.2-2.1 (incl. D)	01/63-07/68 01/65-07/69 01/69-12/73 01/72-12/75 02/74-02/84 08/60-12/85 08/60-07/92	Operating Mode: Hydraulic Combi Switch Function: Lock Switch pressure from [bar]: 3 to switch pressure [bar]: 6
 <p>Switch for electric windows</p>	<b>1696700100</b> <i>For reference:</i> 91161362103	911 959	2.7-3.3 2.8	08/73-07/89 01/86-04/91	



Description	Item no.	Application	Engine	Year	Criteria / Information
 <p>Switch for electric windows</p>	<b>1696700200</b> For reference: 96461362100 96461362100	964 993	3.3-3.6 3.6-3.8	12/88-06/94 10/93-09/97	
 <p>Switch for electric windows</p>	<b>1696700300</b> For reference: 95161313300	944 968	2.5-3.0 3.0	09/84-07/91 06/91-11/95	
 <p>Switch for seat adjustment, black. Vertical adjustment front/rear</p>	<b>1697000206</b> For reference: 92861318100	911 964 993	3.2-3.3 3.3-3.6 3.6-3.8	08/83-07/89 12/88-06/94 10/93-09/97	Operating Mode: Electric Equipment Variant: Vertical adj. Fitting Position: Front and Rear
 <p>Switch for seat adjustment, black. Longitudinal adjustment and vertical adjustment front</p>	<b>1697000306</b> For reference: 92861318200	911 964 993	3.2-3.3 3.3-3.6 3.6-3.8	08/83-07/89 12/88-06/94 10/93-09/97	Operating Mode: Electric Equipment Variant: Vertical adj. Equipment Variant: Longitudinal adj. Fitting Position: Front
 <p>Switch for throttle valve</p>	<b>1297000400</b> For reference: 880826924 0826924 1628L1 1920Z4 72408124 72408125 7701034407 7701047921 826924 90323839 94460611600 94460611601 96038938	Porsche 968 Porsche 993	3.0 3.6-3.8	06/91-11/95 10/93-09/97	Operating voltage [V]: 12 Sensor Type: Slider Supplementary Article/Supplementary Info 2: without cable Number of Poles: 3
 <p>Switch for seat adjustment, black. Backrest adjustment and vertical adjustment rear</p>	<b>1697000406</b> For reference: 92861318300	911 964 993	3.2-3.3 3.3-3.6 3.6-3.8	08/83-07/89 12/88-06/94 10/93-09/97	Operating Mode: Electric Equipment Variant: Backrest adj. Equipment Variant: Vertical adj. Fitting Position: Rear
 <p>ABS sensor, front/rear, left</p>	<b>1197102970</b> For reference: 7L0927807A 7L0927807B 95560640510 95560640511 WHT003857A	Cayenne (955)	3.2 4.5	09/02-09/07	Fitting Position: Rear Axle Left Sensor Type: Hall Sensor
 <p>ABS sensor, front/rear, right</p>	<b>1197102980</b> For reference: 7L0927808A 7L0927808B 95560640610 95560640611 WHT003856A	Cayenne (955)	3.2 4.5	09/02-09/07	Fitting Position: Rear Axle Right Sensor Type: Hall Sensor



Description	Item no.	Application	Engine	Year	Criteria / Information
 <p>Sensor, brake lining wear, rear</p>	<b>1197300200</b> <i>For reference:</i> 7L0907637B 7L0907637C 95561236520 95561236530	Cayenne	3.2-4.8 (incl. D)	06/02-	Fitting Position: Rear Axle left and right Warning Contact Length [mm]: 252
 <p>Sensor, brake lining wear, front, for 17" and 18" discs and black and silver calipers</p>	<b>1197300300</b> <i>For reference:</i> 7L0907637 95561236500	Cayenne (955) Cayenne (955) Cayenne Turbo (955)	3.2 4.5 4.5	10/03-09/02-09/02-	Fitting Position: Front Axle left and right Warning Contact Length [mm]: 417
 <p>Sensor, brake lining wear, rear</p>	<b>1197300800</b> <i>For reference:</i> 7P0907637C 95861236550	Cayenne Panamera	3.0-4.8 (incl. D) 3.0-3.6	06/10-05/10-	Fitting Position: Rear Axle left and right Warning Contact Length [mm]: 140
 <p>Washer pump with bracket</p>	<b>1698500100</b> <i>For reference:</i> 0008692221 92862807401	911 914/6 928 959	2.0-3.2 2.0 4.5-5.0 2.8	08/67-07/89 11/69-07/71 09/77-12/86 01/86-04/91	Plug Type ID: 1 Pump Type: Mono Pump Holder Type ID: A
 <p>Washer pump for windshield washer, single outlet</p>	<b>1198500200</b> <i>For reference:</i> 955500001 1450156 1450174 171955651 431955651 437955651 6153469 86VB17K624AA 90045820 90492356	Golf/Jetta Porsche 911 Porsche 928 Porsche 964 VW T.2 (T25) (wiper-washer rear)	1.1-1.8 (incl. D) 3.2-3.3 5.0 3.3-3.6 1.6-2.1 (incl. D)	11/76-02/84 08/83-07/89 08/86-07/91 12/88-06/94 05/79-07/92	Operating Mode: Electric Number of Poles: 2



Description	Item no.	Application	Engine	Year	Criteria / Information
 <p>Washer pump, headlight cleaning</p>	<b>1198500700</b> <i>For reference:</i> 9553B7001 191955681 1J0955681 3B7955681 95562450200	Golf/Jetta Porsche Cayenne Porsche Cayenne (955) VW T.2 (T25)	1.1-1.8 (incl. D) 3.0-4.8 (incl. D) 3.0-4.8 (incl. D) 1.6-2.1 (incl. D)	08/78-02/84 06/10- 09/02-09/10 05/79-07/92	Operating Mode: Electric Number of Poles: 2 Pump Type: Mono Pump
 <p>Washer pump for windshield washer</p>	<b>1198501100</b> <i>For reference:</i> 1K5955651 99662817200	Porsche 993 Porsche 996 Porsche Boxster (986) Porsche Panamera	3.6-3.8 3.4-3.6 2.5-3.2 2.9 4.0 4.0D	10/93-09/97 09/97-08/05 09/96-12/04 11/16-	Pump Type: Mono Pump Voltage [V]: 12 Number of ports: 2 Material: Plastic Supplementary Article/Supplementary Info 2: for windscreen cleaning system Weight [kg]: 0,095 Required quantity: 1
 <p>Washer tank</p>	<b>1698600100</b> <i>For reference:</i> 90162872026 90162872026	Porsche 911	2.0-2.7	08/68-12/73	
 <p>Cap with hose for washer tank no. 90162872026</p>	<b>1698650100</b> <i>For reference:</i> 90162873023	911	2.0-2.7	08/68-12/73	for OE number: 90162872026 Supplementary Article/Supplementary Info: with hose
 <p>Rubber gasket for washer tank no. 90162872026</p>	<b>1698650200</b> <i>For reference:</i> 90162818300	911	2.0-2.7	08/68-12/73	for OE number: 90162872026
 <p>Cap for washer tank no. 90162872026</p>	<b>1698650300</b> <i>For reference:</i> 91162816700	356 B T6/C 911 914 924	1.6 2.0-2.4 1.8-2.0 2.0	08/62-12/65 08/68-07/73 08/73-02/76 11/75-07/77	for OE number: 90162872026




Description	Item no.	Application	Engine	Year	Criteria / Information
 <p>Rubber bushing for washer pump</p>	<b>1698650400</b> <i>For reference:</i> 91462874100	911 914 928 959	2.7-3.3 1.7-2.0 4.5-5.4 2.8	08/73-07/89 01/69-02/76 09/77-11/95 01/86-04/91	
 <p>Washer jet, windshield washer, chrome</p>	<b>1698700200</b> <i>For reference:</i> 90162874120	Porsche 911 Porsche 912	2.0-2.4 1.6	01/63-07/73 01/65-02/70	Surface: Chromed
 <p>Electric fan, left, 300 W, 300 mm</p>	<b>1199105970</b> <i>For reference:</i> 7L0959455F 95562413400 95562413401	Cayenne	3.0-4.8 (incl. D)	01/04-09/10	Fitting Position: Left Rated Power [W]: 300 Diameter [mm]: 300 Number of Fan Blades: 7
 <p>Electric fan, right, 450 W, 420 mm</p>	<b>1199106080</b> <i>For reference:</i> 7L0959455G 95562413600 95562413601	Cayenne (955) Cayenne (955) Cayenne (955)	3.2 (184 kW) 3.6 (213 kW) 4.8 (283 kW)	03/06-09/07 02/07-09/10 02/07-09/10	Fitting Position: Right Rated Power [W]: 450 Diameter [mm]: 420 Number of Fan Blades: 7 Vehicle Equipment: for vehicles with air conditioning
 <p>Relay for fuel pump, red, round</p>	<b>1699200106</b> <i>For reference:</i> 91161510801	911	2.7-3.3	08/75-07/89	Number of Poles: 5



Description	Item no.	Application	Engine	Year	Criteria / Information
 <p>Relay, black, round</p>	<b>1699200206</b> <i>For reference:</i> 91161510901	911 914/4	2.0-3.3 1.7-2.0	08/69-07/89 01/69-02/76	Colour: Black
 <p>Relay for wiper/washer</p>	<b>1299200300</b> <i>For reference:</i> 881238550 1238550 655511 655534 90069864	928 944 959 968 Golf Cabrio Golf/Jetta Scirocco	4.5-5.4 2.5-3.0 2.8 3.0 1.5-1.8 1.1-1.8 (incl. D) 1.1-1.8	09/77-11/95 06/81-07/91 01/86-04/91 06/91-11/95 01/79-04/93 04/74-02/84 02/74-07/92	Operating voltage [V]: 12 Rated Power [W]: 120 Rated current [A]: 10 Combi Switch Function: Lock Length [mm]: 30 Width [mm]: 30 Height [mm]: 42 Port Type: 5x 6,3 mm Port Type: 1x 2,8 mm Number of Poles: 6
 <p>DME switch unit</p>	<b>1699200306</b> <i>For reference:</i> 91161815400	911	3.2	08/83-07/89	
 <p>Relay for turn signal and emergency light, 12 Volt, 4x21 W</p>	<b>8199200400</b> <i>For reference:</i> 953260008 0025444132 0025444832 0025448632 0025449832 1035579 111953227D 1139532271 113953271 1224911 1226932 1226935 191953227 191953227A 191953227D 1H0953227 2573016B00 3M2114384AA 4069985 4347645 4476337 535953123 60805630 61311366727 61311371907 6U0953227 7203386 7573490 82389077	Golf/Jetta Porsche 911 Porsche 924 Porsche 944 Porsche 964 Porsche 968 Scirocco VW T.1 VW T.2 VW T.3 VW T.4	1.1-1.8 (incl. D) 3.2-3.3 2.0-2.5 2.5 3.3-3.6 3.0 1.1-1.6 1.2-1.6 1.6-2.1 (incl. D) 1.5-1.6 1-7-1.8	02/74-02/84 08/84-07/89 08/76-07/88 06/81-07/91 12/88-06/94 06/91-11/95 02/74-07/80 04/71-12/85 08/70-07/92 08/70-07/73 08/70-07/74	Operating voltage [V]: 12 Combi Switch Function: Lock Number of Poles: 3 Vehicle Equipment: for vehicles without towbar Rated Power [W]: 5x2x21





Description	Item no.	Application	Engine	Year	Criteria / Information
	<b>8199200400</b> 82430021 8583627 90055543 90057384 91461830311 93AG13350AC 9555021002 95VW14384BA				
 <p>DME switch unit</p>	<b>1699200506</b> <i>For reference:</i> 99361522700 99361522700	924 S 944 964 968 993	2.5 2.5-3.0 3.3-3.6 3.0 3.6-3.8	09/85-07/88 06/81-07/91 12/88-06/94 06/91-11/95 10/93-09/97	
 <p>Relay for fuel pump</p>	<b>1699200606</b> <i>For reference:</i> 99361527700 99361522700 99361527700	924 S 944 964 968 993	2.5 2.5-3.0 3.3-3.6 3.0 3.6-3.8	09/85-07/88 06/81-07/91 12/88-06/94 06/91-11/95 10/93-09/97	Number of Poles: 6
 <p>Relay for turn signal and emergency light, 12,8 Volt, 4+2x21 W, for trailer operation</p>	<b>1199208400</b> <i>For reference:</i> 953500001ALT 0008210963 0009823823 0025441332 0025443732 0025444832 0025448532 0025449132 0025449232 0035442732 0075459932 01035579 01037955 01050711 01631494 0195450232 04078559 04162892 05020137 06048781 06061005 06123250 06126024 06822566 07203386 07228813 12111364984 12111365113 1226902	Golf Cabrio Golf/Jetta Ittis Karmann Ghia Porsche 914 Porsche 924 Porsche 928 Porsche 944 Porsche 968 Porsche Boxster (986) VW 181 VW T.1 VW T.2 VW T.2 (T25) VW T.3 VW T.4	1.5-1.8 1.1-1.8 (incl. D) 1.7 (YX) 1.6 1.7-2.0 2.0-2.5 4.5 2.5-3.0 3.0 Turbo 2.5-3.2 1.6 1.2-1.6 1.6-2.0 1.6-2.1 (incl. D) 1.5-1.6 1.7-1.8	01/79-04/93 02/74-02/84 03/79-12/88 08/70-01/74 07/70-08/72 01/76-07/85 09/79-11/95 08/85-07/91 03/93-11/95 09/96-12/04 08/70-07/73 08/69-12/85 08/70-07/79 05/79-07/92 07/70-07/73 08/70-07/74	Rated Power [W]: 4 + 2 x 21 Rated Voltage [V]: 12 Relay function: Trailer indicator control Relay function: Indicator Vehicle Equipment: for vehicles with towbar Relay Number: 22



Description	Item no.	Application	Engine	Year	Criteria / Information
	<b>1199208400</b> 1226919 1226925 1226926 1226940 1226943 211953231G 431953231 61311243565 61311244392 61311365117 61311366727 61311371907 61311372021 61364257342 75DB13350A3A 75DB13350AA 78GG13350AA 81BG13350AB 83BG13350AA 90040385 90055543 90506697 91096557 9148292				
 Fuse box, 8 poles	<b>1699300100</b> For reference: 91161208700	Porsche 911	2.2-2.4	08/69-07/73	Number of Poles: 8
 Fuse box, 10 poles	<b>1699300200</b> For reference: 91161208601	Porsche 911	2.7-3.3	08/73-07/85	Number of Poles: 10
 Cover for fuse box	<b>1699350100</b> For reference: 93061216102	911 Turbo	3.3	08/77-07/85	Equipment Variant: Cover only
 Battery strap set (2 pcs.), stainless steel, black	<b>1699450110</b> For reference: 90161102800	Porsche 911 Porsche 912	2.0-2.4 1.6	08/68-07/73 08/68-02/70	Quantity Unit: Set Material: Stainless Steel Colour: Black
 Rubber sealing ring, 80 mm, black, for clock and combination gauge	<b>1699650500</b> For reference: 91164190100	911	2.2-3.3	08/69-07/84	Equipment Variant: Seal only Diameter [mm]: 80 Material: Elastomer Colour: Black Equipment Variant: for clock and combi









Description	Item no.	Application	Engine	Year	Criteria / Information
 <p>Rubber sealing ring, 100 mm, black, for speedo and combination gauge</p>	<b>1699650600</b> <i>For reference:</i> 91164190200	911 914	2.2-3.2 1.7-2.0	08/69-07/84 01/69-02/76	Equipment Variant: Seal only Diameter [mm]: 100 Material: Elastomer Colour: Black Equipment Variant: for speedo and combi
 <p>Rubber sealing ring, 115 mm, black, for tachometer</p>	<b>1699650700</b> <i>For reference:</i> 91164190300	911 914	2.2-3.2 1.7-2.0	08/69-07/84 01/69-02/76	Equipment Variant: Seal only Diameter [mm]: 115 Material: Elastomer Colour: Black Equipment Variant: for tachometer
 <p>Gauge glass set (5 pcs.)</p>	<b>1699650810</b> <i>For reference:</i> EQ940800	911	2.2-3.0	08/70-07/77	Equipment Variant: Glass for gauges Quantity: 5
 <p>Multiple electrical plug connection with male and female ends, 6 leads</p>	<b>1699900100</b> <i>For reference:</i> 90161233000	Porsche 911 Porsche 912 Porsche 914 Porsche 924 Porsche 944 Porsche 964 Porsche 968	2.0-3.3 1.6 1.7-2.0 2.5 2.5-3.0 3.3-3.6 3.0	01/63-07/89 01/65-02/70 01/69-02/76 09/85-07/88 08/85-07/91 12/88-06/94 06/91-11/95	Adapter Shape: Round Number of Poles: 6 Plug Type: Male Plug Type: Female
 <p>Secondary air pump</p>	<b>1199900200</b> <i>For reference:</i> 959100001 022131083A 022131083B 022131083E 066131083 066131083A 066131083B 06A131083B 06A959253B 06A959253E 071131083B 078906601G 3B0131083A 3B0906613 8D0906613B 8D0906613C 8E0906613B 8E0906613D	Cayenne (955)	3.2	10/03-09/07	Weight [kg]: 1,12 Required quantity: 1










# Cables







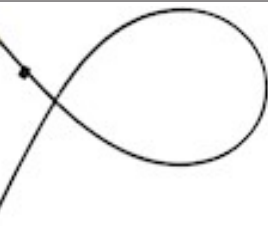
Description	Item no.	Application	Engine	Year	Criteria / Information
 <p>Accelerator cable</p>	<b>1670100103</b> For reference: 91442306702	914/4	1.7-2.0	01/69-02/76	
 <p>Clutch cable</p>	<b>1670200103</b> For reference: 90142340101 90142340104	911	2.0	01/63-07/68	
 <p>Clutch cable</p>	<b>1670200203</b> For reference: 93042340105	911	3.0-3.3	03/74-07/87	
 <p>Clutch cable</p>	<b>1670200303</b> For reference: 91142340100	911 911 Transm. 915.16/06	2.3 2.3-2.7	08/71-08/73 08/73-07/74	
 <p>Clutch cable</p>	<b>1670200403</b> For reference: 91142340103	911 Transm. 915.40/43/45/48	2.7	08/75-06/77	
 <p>Clutch cable</p>	<b>1670200503</b> For reference: 91142340105	911 Transm. 915.44/49/60/65	2.7-3.0	08/75-07/77	









Description	Item no.	Application	Engine	Year	Criteria / Information
 Clutch cable	<b>1670200603</b> <i>For reference:</i> 91142321001	Porsche 911	2.0-2.2	08/69-07/70	
 Clutch cable sleeve	<b>1670250103</b> <i>For reference:</i> 90142342102	911	2.0	01/63-08/67	Equipment Variant: for clutch cable
 Clutch cable sleeve	<b>1670250203</b> <i>For reference:</i> 69542342101	356 B/C	1.6	01/59-12/65	Equipment Variant: for clutch cable
 Handbrake cable	<b>1670300103</b> <i>For reference:</i> 91142455102	911 SC/Carrera	2.7-3.2	08/77-07/89	Fitting Position: Rear Length [mm]: 1413 Brake Type: Disc Brake
 Handbrake cable, rear	<b>1170308500</b> <i>For reference:</i> 7L0609721A 95542414110	Cayenne (955)	3.0-4.8	09/02-08/10	Fitting Position: Left Rear Fitting Position: Right Rear Length 1/ Length 2 [mm]: 1750/1631 Brake Type: Disc Brake
 Heater cable, manual adjustment	<b>1670500103</b> <i>For reference:</i> 90142470104 90142470105	356 C (DE/S) 911 912	1.6 2.0-2.7 1.6	08/64-12/65 01/63-07/73 01/65-02/70	Operating Mode: Manual
 Heater cable, manual adjustment	<b>1670500206</b> <i>For reference:</i> 91142470101	911 Carrera	2.7-3.2	08/73-07/89	Operating Mode: Manual








Description	Item no.	Application	Engine	Year	Criteria / Information
 <p>Heater cable, manual adjustment</p>	<b>1670500403</b> <i>For reference:</i> 64424415	356 /	1.1-1.5	01/50-12/55	Operating Mode: Manual
 <p>Heater cable, manual adjustment (for new version heating)</p>	<b>1670500503</b> <i>For reference:</i> 64442407101 69542407101	356 C (DE/S)	1.6	01/63-12/65	Operating Mode: Manual Equipment Variant: for new vers. heat
 <p>Heater cable, manual adjustment (for old version heating)</p>	<b>1670500603</b> <i>For reference:</i> 69542407100	356 A/B/C (not Carrera)	1.1-1.6	01/55-12/65	Operating Mode: Manual
 <p>Heater cable, manual adjustment</p>	<b>1670500703</b> <i>For reference:</i> 91442407501 PCG42407501	914	1.7-2.0	01/69-12/73	Operating Mode: Manual
 <p>Speedo cable</p>	<b>1670600103</b> <i>For reference:</i> 64474111100	356 /A/B/C	1.1-1.6	01/50-12/65	Equipment Variant: Speedo cable



Description	Item no.	Application	Engine	Year	Criteria / Information
 <p>Speedo cable</p>	<b>1670600203</b> <i>For reference:</i> 90174111101	911	2.0-2.2	01/63-07/71	Equipment Variant: Speedo cable
 <p>Speedo cable</p>	<b>1670600303</b> <i>For reference:</i> 91164151000	911	2.0-2.7	08/71-07/75	Equipment Variant: Speedo cable
 <p>Bonnet cable</p>	<b>1670700103</b> <i>For reference:</i> 64442409101	356 C	1.6	01/63-12/65	
 <p>Bonnet cable w/handle</p>	<b>1670700203</b> <i>For reference:</i> 477823531A	924	2.0	11/75-07/85	
 <p>Bonnet and engine hood cable</p>	<b>1670700303</b> <i>For reference:</i> 90151107320 90151107321	911 Coupe front 911 front 911 front 911 rear 964 rear	2.0-2.4 2.0 2.7-3.3 2.0-3.3 3.6	08/69-07/73 01/63-07/69 08/73-07/89 01/63-07/89 07/89-07/90	
 <p>Handle for bonnet and engine lid cable</p>	<b>1670750100</b> <i>For reference:</i> 90155281320	911 (bonnet and engine lid) 912 (bonnet and engine lid) 914 (engine lid) 959 (engine lid) 964 (engine lid) 968 (engine lid)	2.0-3.3 1.6 1.7-2.0 2.8 3.3-3.6 3.0	01/63-07/89 01/65-12/69 01/69-02/76 01/86-04/91 12/88-06/94 06/91-11/95	



Description	Item no.	Application	Engine	Year	Criteria / Information
 <p><b>Picture not available</b></p> <p>Guide tube for bonnet cable, 1750 mm</p>	<b>1670750200</b> <i>For reference:</i> 90150218122	Porsche 911	2.0-3.3	01/63-07/89	Equipment Variant: Guide tube Length [mm]: 1750
 <p><b>Picture not available</b></p> <p>Guide tube for engine hood cable</p>	<b>1670750300</b> <i>For reference:</i> 91150248300	Porsche 911	2.0-3.3	01/63-07/89	Equipment Variant: Guide tube Fitting Position: Engine Bay
 <p>Tachometer cable without cover hose</p>	<b>1672000103</b> <i>For reference:</i> 64474131101	356 /A/B/C	1.1-1.6	01/50-12/65	Equipment Variant: Rev counter Supplementary Article/Supplementary Info 2: without cover



# Others











Description	Item no.	Application	Engine	Year	Criteria / Information
 <p>Antenna, electric, chrome, Ø28 mm base</p>	<b>1600900100</b> For reference: EQ035100	911	2.0-3.3	01/63-07/89	Operating Mode: Electric Surface: Chromed Fitted Diameter [mm]: 28
 <p>Antenna, electric, black, Ø28 mm base</p>	<b>1600900200</b> For reference: EQ035200	911	2.0-3.3	01/63-07/89	Operating Mode: Electric Colour: Black Fitted Diameter [mm]: 28
 <p>Sticker, adjustment valve clearance</p>	<b>1601500106</b> For reference: 90100650300	911 914 964	2.0-3.3 1.7-2.0 3.6	01/63-07/89 01/69-02/76 12/88-07/90	Equipment Variant: Adj. valve clearance
 <p>Sticker, engine oil level</p>	<b>1601500206</b> For reference: 91100650401	911 911	2.0-2.4 2.4-3.3	01/63-07/69 07/73-07/83	Equipment Variant: Engine oil level Temperature range from [°C]: 60 to temperature range [°C]: 80
 <p>Sticker, engine oil level</p>	<b>1601500306</b> For reference: 93000650400 93000650400	911	3.0	08/77-07/80	Equipment Variant: Engine oil level Rated Temperature [°C]: 80
 <p>Sticker, engine oil level</p>	<b>1601500406</b> For reference: 93000650402 93000650402	911	3.0-3.3	08/80-07/89	Equipment Variant: Engine oil level Rated Temperature [°C]: 90
 <p>Sticker, 6 V for Bosch coil</p>	<b>8101500406</b> For reference: AC853951	356 /A/B/C VW T.1	1.1-2.0 1.2-1.5	01/50-03/68 12/47-07/67	Equipment Variant: Bosch 6 Volt
 <p>Sticker, firing order</p>	<b>1601500506</b> For reference: 93000650900 93000650900	911 911 Turbo	3.0-3.3 3.3	08/79-07/83 08/87-07/89	Equipment Variant: Firing order Rotation Direction: Anti-clockwise rotation



Description	Item no.	Application	Engine	Year	Criteria / Information
<p>Zündfolge firing order ordre d'allumage 1-6-2-4-3-5</p> <p>Sticker, firing order</p>	<b>1601500606</b> For reference: 93000650901 93000650901	911	3.2	08/83-07/89	Equipment Variant: Firing order Rotation Direction: Clockwise rotation
<p>Reifen-Überdruck kalt Tyre pressure cold Pression des pneus à froid</p> <p>2,0 bar 29 psi 2,4 bar 34 psi</p> <p>Sticker, tyre pressure</p>	<b>1601500706</b> For reference: 90100650501	911	2.7-3.3	08/73-07/83	Equipment Variant: Tyre pressure Pressure from [bar]: 2.0 Pressure to [bar]: 2.4
<p>Zündfolge firing order ordre d'allumage 1-6-2-4-3-5</p> <p>Sticker, firing order</p>	<b>1601500806</b> For reference: 90100650200	911	2.0-2.7	01/63-07/78	Equipment Variant: Firing order
<p>Reifenüberdruck normal (kalt) Tyre pressure normal (cold) Pression normale des pneus (à froid) Pressione della ruota normale (freddo)</p> <p>2,0 bar 29 psi 2,5 bar 36 psi</p> <p>Sticker, tyre pressure</p>	<b>1601500906</b> For reference: 93770112700	911	3.0-3.3	08/83-08/89	Equipment Variant: Tyre pressure Pressure from [bar]: 2.0 Pressure to [bar]: 2.5
<p>Reifenüberdruck normal (kalt) Tyre pressure normal (cold) Pression normale des pneus (à froid)</p> <p>1,8 bar 26 psi 2,0 bar 29 psi</p> <p>Sticker, tyre pressure</p>	<b>1601501006</b> For reference: 90100650500	911	2.0-2.4	01/63-07/72	Equipment Variant: Tyre pressure Pressure from [bar]: 1.8 Pressure to [bar]: 2.0
<p>MADE IN WESTERN GERMANY KUNSTHARZLACK</p> <p>Sticker, Kunsthartzlack</p>	<b>1601501106</b> For reference: 90170111105	911	2.0-3.0	01/63-07/80	Equipment Variant: Kunsthartzlack
<p>Motorölniveau bei warmem Motor am Leerlauf Warm engine oil level at idling speed Niveau d'huile du moteur chaud au régime à vide</p> <p>min 5 max 7</p> <p>Sticker, engine oil level</p>	<b>1601501206</b> For reference: 90100650401	911	2.0-2.4	08/69-07/72	Equipment Variant: Engine oil level
<p>Sticker, ignition point</p>	<b>1601501306</b> For reference: 91100650101	911	2.7-3.0	07/76-07/77	Equipment Variant: Ignition point Equipment Variant: 911, 2.7/3.0 Equipment Variant: 900 rpm, 5 degrees
<p>Sticker, ignition point</p>	<b>1601501406</b> For reference: 91100650100	911	2.4-2.7	08/73-07/75	Equipment Variant: Ignition point Equipment Variant: 911/911S, 2.7 Equipment Variant: 900 rpm, 5 degrees
<p>Sticker, ignition point</p>	<b>1601501506</b> For reference: 90100650900	911 T	2.0-2.2	06/67-07/71	Equipment Variant: Ignition point Equipment Variant: 911T Equipment Variant: 6000 rpm, 35 degrees





Description	Item no.	Application	Engine	Year	Criteria / Information
 Sticker, ignition point	<b>1601501606</b> For reference: 90100651001	911 E/S	2.0-2.2	08/69-07/71	Equipment Variant: Ignition point Equipment Variant: 911S/911E Equipment Variant: 6000 rpm, 30 degrees
 Sticker, ignition point	<b>1601501706</b> For reference: 90100651000	911	2.0-2.2	01/63-07/68	Equipment Variant: Ignition point Equipment Variant: 911S/911L Equipment Variant: 6000 rpm, 30 degrees
 Sticker, generator	<b>1601501806</b> For reference: 90100650800	Porsche 911 Porsche 912 Porsche 914	2.0-2.7 1.6 1.7-2.0	01/63-07/75 01/65-12/69 01/69-02/76	Equipment Variant: Generator
 Luggage rack	<b>1601600100</b> For reference: EQ644356	356 /A/B/C	1.1-1.6	01/50-12/65	Material: Stainless Steel
 Engine fan cover, carbon look	<b>1615000100</b> For reference: EQ106202	964	3.3-3.6	12/88-09/93	Equipment Variant: Engine fan cover Equipment Variant: Carbon look
 Fuel tank cap, alu	<b>1615650100</b> For reference: EQ201550	964 993	3.3-3.6 3.6-3.8	12/88-06/94 10/93-09/97	Material: Aluminium
 Cork gasket for fuel and oil level sender	<b>1615850100</b> For reference: 91420189100	Porsche 356 /A/B/C Porsche 911 Porsche 912 Porsche 914	1.1-1.6 2.0-3.3 1.6 1.7-2.0	01/50-12/65 01/63-07/89 01/65-12/69 01/69-02/76	Material: Cork
 Air ram pipe, carbon look	<b>1616000100</b> For reference: EQ106200	964	3.3-3.6	12/88-06/94	Material: Carbon Fibre



Description	Item no.	Application	Engine	Year	Criteria / Information
 <p>Cooling air pipe, carbon look</p>	<b>161600200</b> <i>For reference:</i> EQ106201	964	3.3-3.6	12/88-06/94	Specification: For fan Material: Carbon Fibre
 <p>Nut M8 for mounting heat exchanger to cylinder head</p>	<b>1623400100</b> <i>For reference:</i> 99908500102 99908500102	911 Carrera 911 S (mech. injection) 911 SC Turbo 911 SC/911 Carrera 911 T/E/S (not mech.injection) 911/911 S/911 Carrera 914/6 964 993	3.2 2.4 3.3 2.7-3.0 2.0-2.4 2.7 2.0 3.6 3.6-3.8	08/83-07/89 08/71-07/73 08/78-07/89 08/75-07/83 01/63-07/73 08/73-07/75 11/69-12/73 12/88-06/94 10/93-09/97	Thread Size: M8
 <p>Bolt, M8x1.25x40</p>	<b>1625000300</b> <i>For reference:</i> 90007428202	911 Carrera 911 SC 911 Turbo 924 S (118 kW) 944 964 968 993 Carrera	3.2 3.0 3.3 2.5 2.5 3.3-3.6 3.0 3.6-3.8	08/83-07/89 07/77-07/83 09/77-07/89 08/87-07/88 01/85-07/91 12/88-06/94 06/91-11/95 10/93-09/97	Thread Size: M8x1.25 Length [mm]: 40
 <p>Bolt, M8x30</p>	<b>1625000500</b> <i>For reference:</i> 90007536502	997 Boxster (987) Cayman (987C)	3.6-3.8 2.7-3.4 2.7-3.4	07/04-07/08 11/04- 11/05-	Outer Thread [mm]: 8 Length [mm]: 30
 <p>Lock nut, M10x1.5, CU plated</p>	<b>1625000700</b> <i>For reference:</i> 99908400202 99908400202	356 A/B Carrera 356 B Carrera 911 911 T/E/S/Carrera 911 Turbo 914/6	1.6 2.0 2.0 2.2-2.7 3.0 2.0	01/55-12/61 01/59-12/63 01/63-02/72 01/70-06/77 01/75-12/77 11/69-12/73	Thread Size: M10x1.5 Surface: Copper coated Bolt / Nut Version: Self-locking
 <p>Lock nut, M8x1.25, CU plated</p>	<b>1625000900</b> <i>For reference:</i> 99908405202 99908405202	993 C2 Bischoff 993 C4 Bischoff 996 Boxster (986) GT3-1	3.6 3.6 3.4-3.6 2.5 3.6	10/93-09/97 10/94-09/97 09/97-08/05 09/96-08/99 03/99-08/05	Thread Size: M8x1.25 Material: Copper










Description	Item no.	Application	Engine	Year	Criteria / Information
 Lock nut, M8x1.25, CU plated	<b>1625001100</b> <i>For reference:</i> 90091009702	911 Carrera 911 SC 911 Turbo 924 944 959 964 Turbo	3.2 3.0 3.3 2.0 2.5 2.8 3.3-3.6	08/83-07/89 07/77-07/83 09/77-07/89 08/76-10/86 06/81-07/91 01/86-04/91 08/90-07/93	Bolt Head-/Nut Design: Hexagon Diameter [mm]: 8 Thread Pitch [mm]: 1.25 Bolt / Nut Version: Self-locking Surface: Copper coated
 Nut, M6x1	<b>1625001200</b> <i>For reference:</i> 90007601002	911 E/S (mech. injection) 911 T (not mech.injection) 911/911S/911 Carrera	2.3-2.7 2.0-2.4 2.7	08/71-07/76 01/63-07/73 08/73-07/75	Bolt Head-/Nut Design: Hexagon Diameter [mm]: 6 Thread Pitch [mm]: 1
 Nut, M8x1.25	<b>1625001300</b> <i>For reference:</i> 90007602502	911 E/S (mech. injection) 911 T (not mech.injection) 911/911S/911 Carrera	2.3-2.7 2.0-2.4 2.7	08/71-07/76 01/63-07/73 08/73-07/75	Thread Size: M8x1.25
 Washer for bolt, 16.8x8.5x3	<b>1625002400</b> <i>For reference:</i> 99902512509	Universal			
 Lock nut, M8x1.25	<b>1625002500</b> <i>For reference:</i> 99908462702	993 Turbo	3.6-3.8	03/95-09/97	Thread Size: M8x1.25 Bolt / Nut Version: Self-locking
 Spring washer for bolt, M6	<b>1625002600</b> <i>For reference:</i> N0122265 N..0122265 N0122265	911 E/S (mech. injection) 911 T (not mech.injection) 911/911S/911 Carrera	2.3-2.7 2.0-2.4 2.7	08/71-07/76 01/63-07/73 08/73-07/75	







Description	Item no.	Application	Engine	Year	Criteria / Information
 <p>Chrome steel wheel, 5.5x15", 5 holes, ET15</p>	<b>816000600</b> For reference: VW42C	356 A/B VW T.1	1.5-1.6 1.2-1.5	01/55-12/63 08/55-07/67	Rim Size [in]: 15 Rim Width [in]: 5.5 Rim Offset [mm]: 15 Rim Hole Number: 5 Rims: Steel Rim Surface: Chromed
 <p>Painted steel wheel, 5.5x15", 5 holes, ET15</p>	<b>816000700</b> For reference: VW42P	356 A/B VW T.1	1.5-1.6 1.2-1.5	01/55-12/63 08/55-07/67	Rim Size [in]: 15 Rim Width [in]: 5.5 Rim Offset [mm]: 15 Rim Hole Number: 5 Rims: Steel Rim Surface: Painted
 <p>Wheel nut, alu, black, M 14x1.5</p>	<b>1660400100</b> For reference: 99918200336	911 924 928 944 964 968	2.0-3.3 2.0-2.5 4.5-5.4 2.5-3.0 3.3-3.6 3.0	01/63-07/89 11/75-08/89 09/77-11/95 06/81-07/91 07/89-06/94 06/91-11/95	
 <p>Wheel nut, alu, chrome, M 14x1.5</p>	<b>1660400200</b> For reference: 99918200341	911 924 928 944 964 968	2.0-3.3 2.0-2.5 4.5-5.4 2.5-3.0 3.3-3.6 3.0	01/63-07/89 11/75-08/89 09/77-11/95 06/81-07/91 07/89-06/94 06/91-11/95	
 <p>Wheel nut</p>	<b>1160400600</b> For reference: N0201121 90018200101 N..0201121 N0201121	Porsche 356 /A/B/C Porsche 911 Porsche 914 Porsche 924 VW T.2 VW T.2 VW T.2 (T25) front/rear	1.1-1.6 2.0-2.7 1.7-2.0 2.0 1.6 1.6-2.0 1.6-2.1 (incl. D)	01/50-12/65 07/66-06/77 01/69-02/76 01/72-08/89 06/66-07/67 08/67-07/79 05/79-07/92	Thread Size: M14x1.5
 <p>Wheel spacer set, 7 mm</p>	<b>1661000110</b> For reference: EQ601107	Porsche Universal			
 <p>Wheel spacer, 14 mm</p>	<b>1661000210</b> For reference: EQ601114	Porsche Universal			Height [mm]: 14 Quantity Unit: Set














Description	Item no.	Application	Engine	Year	Criteria / Information
 <p>Picture not available</p> <p>Wheel spacer with studs and nuts, 25 mm</p>	<b>1661000300</b> <i>For reference:</i> EQ601125	Porsche 911 Universal			Height [mm]: 25 Supplementary Article/Supplementary Info 2: with bolts Supplementary Article/Supplementary Info 2: with nut
 <p>Picture not available</p> <p>Wheel spacer with studs and nuts, 38 mm</p>	<b>1661000400</b> <i>For reference:</i> EQ601138	Porsche 911 Universal			Height [mm]: 38 Supplementary Article/Supplementary Info 2: with bolts Supplementary Article/Supplementary Info 2: with nut
 <p>Brake air inlet set</p>	<b>1663000110</b> <i>For reference:</i> EQ802501	993	All	08/93-07/97	
 <p>Brake air inlet set</p>	<b>1663000210</b> <i>For reference:</i> EQ802502	993	3.6-3.8	10/93-09/97	Fitting Position: Left Front Fitting Position: Right Front Equipment Variant: Brake air inlet Quantity Unit: Set
 <p>Brake air inlet set</p>	<b>1663000310</b> <i>For reference:</i> EQ802964	964	3.3-3.6	12/88-06/94	Fitting Position: Left Front Fitting Position: Right Front Equipment Variant: Brake air inlet Quantity Unit: Set
 <p>Pedal kit, alu, manual transmission</p>	<b>1672100210</b> <i>For reference:</i> EQ721101	996 Boxster man. (986) Boxster man. (987)	3.4-3.6 2.5-3.2 2.7-3.4	09/97-08/05 09/96-12/04 11/04-03/12	Equipment Variant: Speeder/clutch/brake Quantity Unit: Set Material: Aluminium Transmission Type: Manual Transmission
 <p>Pedal kit, alu, Tiptronic</p>	<b>1672100310</b> <i>For reference:</i> EQ721102	996 Boxster man. (986) Boxster man. (987)	3.4-3.6 2.5-3.2 2.7-3.4	09/97-08/05 09/96-12/04 11/04-03/12	Equipment Variant: Speeder/brake Quantity Unit: Set Material: Aluminium Transmission Type: Semi-automatic



Description	Item no.	Application	Engine	Year	Criteria / Information
 <p>Foot-rest, alu, LHD</p>	<b>1672100400</b> <i>For reference:</i> EQ721110	996 Boxster man. (986) Boxster man. (987)	3.4-3.6 2.5-3.2 2.7-3.4	09/97-08/05 09/96-12/04 11/04-03/12	Material: Aluminium Driver Position: for left-hand drive vehicles
 <p>Foot-rest, alu, RHD</p>	<b>1672100500</b> <i>For reference:</i> EQ721110RHD	996 Boxster man. (986) Boxster man. (987)	3.4-3.6 2.5-3.2 2.7-3.4	09/97-08/05 09/96-12/04 11/04-03/12	Material: Aluminium Driver Position: for right-hand drive vehicles
 <p>Pedal floor board, form-pressed laminated birchwood</p>	<b>1683101200</b> <i>For reference:</i> 90155106321	Porsche 911 Coupe man., LHD	2.0-2.4	01/63-07/73	Panel Type: Floor Panel Equipment Variant: Below pedals Equipment Variant: Birchwood Transmission Type: Manual Transmission Driver Position: for left-hand drive vehicles
 <p>Pedal floor board, form-pressed laminated birchwood</p>	<b>1683101300</b> <i>For reference:</i> 90155106341	Porsche 911 Targa man., LHD	2.0-2.4	11/64-07/73	Panel Type: Floor Panel Equipment Variant: Below pedals Equipment Variant: Birchwood Transmission Type: Manual Transmission Driver Position: for left-hand drive vehicles







Description	Item no.	Application	Engine	Year	Criteria / Information
 Pedal floor board, form-pressed laminated birchwood	<b>1683101400</b> <i>For reference:</i> 91155106303	911 Coupe man., LHD	2.7-3.3	08/73-07/89	Panel Type: Floor Panel Equipment Variant: Below pedals Equipment Variant: Birchwood Transmission Type: Manual Transmission Driver Position: for left-hand drive vehicles
 Pedal floor board, form-pressed laminated birchwood	<b>1683101500</b> <i>For reference:</i> 91155106344	911 Targa man., LHD	2.7-3.3	08/73-07/89	Panel Type: Floor Panel Equipment Variant: Below pedals Equipment Variant: Birchwood Transmission Type: Manual Transmission Driver Position: for left-hand drive vehicles
 Stabilizer bar, carbon	<b>1684000300</b> <i>For reference:</i> EQ880100	996 Boxster (986)	3.4-3.6 2.5-3.2	09/97-08/05 09/96-12/04	
 Stabilizer bar, carbon	<b>1684000400</b> <i>For reference:</i> EQ880101	964 993 C2	3.3-3.6 3.6-3.8	12/88-06/94 10/93-09/97	
 Stabilizer bar, carbon	<b>1684000500</b> <i>For reference:</i> EQ880102	911	2.0-3.3	01/63-07/89	
 Stabilizer bar, carbon	<b>1684000600</b> <i>For reference:</i> EQ880103	997	3.6-3.8	07/04-	
 Stabilizer bar, 22 mm, black	<b>1684000700</b> <i>For reference:</i> 91134370313	911	3.2-3.3	08/85-07/89	Fitting Position: Front Diameter [mm]: 22 Colour: Black
 Door handle set, inner, alu, left/right	<b>1687800110</b> <i>For reference:</i> EQ837020	911	2.0-3.3	08/68-07/89	Fitting Position: Left and right Material: Aluminium Quantity Unit: Pair
 Door handle set, alu, left/right, black anodized	<b>1687800210</b> <i>For reference:</i> EQ837020BL	911	2.0-3.3	08/68-07/89	Fitting Position: Left and right Material: Aluminium Quantity Unit: Pair Colour: Black Surface: Anodized
 Gauge decor plate set, white, MpH/km/t, 7000 rpm.	<b>1699600410</b> <i>For reference:</i> EQ940403	964 993	3.3-3.6 3.6-3.8	12/88-06/94 10/93-09/97	Equipment Variant: Gauge decor plates Brake Caliper Colour: White Quantity: 12 pcs
 Gauge decor rings, alu, heavy duty	<b>1699650210</b> <i>For reference:</i> EQ940500HD	914 964 993	1.7-2.0 3.3-3.6 3.6-3.8	01/69-02/76 12/88-06/94 10/93-09/97	Material: Aluminium



# Cooling



Description	Item no.	Application	Engine	Year	Criteria / Information
 <p>Water pump</p>	<b>1114100200</b> <i>For reference:</i> 121042002 022121011 022121011A 022121011L 022121011V 022121011X 1197940 1M218W510AA 95510601100	Cayenne (955)	3.2-3.6	02/07-09/10	Operating Mode: Mechanical
 <p>Water pump</p>	<b>1114105700</b> <i>For reference:</i> 06E121005D 06E121005F 06E121005N 06E121018A 95510603300 95510603310	Cayenne (955)	3.0TDI	02/09-	Operating Mode: Mechanical
 <p>Thermostat, 65-70 C, Brazil</p>	<b>8114600100</b> <i>For reference:</i> 119200001 111119159 111119159A	356 A/B/C VW T.1 VW T.2 VW T.2	1.5-1.6 1.2-1.6 1.2-1.6 1.6	01/60-12/65 01/60-12/79 02/62-07/67 08/67-07/79	Temperature range from [°C]: 65 to temperature range [°C]: 70
 <p>Thermostat with seal, 80 C</p>	<b>1114601410</b> <i>For reference:</i> 121115005 0052032975 022121113 075121113D 075121113DS 1018799 1032249 1224808 95510611300 95VW8575BA A0052032975	Cayenne (955)	3.2	10/03-09/07	Opening Temperature [°C]: 80 Supplementary Article/Supplementary Info: with seal
 <p>Engine fan cover, carbon look</p>	<b>1615000100</b> <i>For reference:</i> EQ106202	964	3.3-3.6	12/88-09/93	Equipment Variant: Engine fan cover Equipment Variant: Carbon look
 <p>Air ram pipe, carbon look</p>	<b>1616000100</b> <i>For reference:</i> EQ106200	964	3.3-3.6	12/88-06/94	Material: Carbon Fibre



Description	Item no.	Application	Engine	Year	Criteria / Information
 <p>Cooling air pipe, carbon look</p>	<b>1616000200</b> <i>For reference:</i> EQ106201	964	3.3-3.6	12/88-06/94	Specification: For fan Material: Carbon Fibre
 <p>Gasket for heat exchanger, left/right</p>	<b>8121100600</b> <i>For reference:</i> 039256251	914/4 VW T.2 VW T.4 VW T.4	1.8-2.0 1.8-2.0 1.7 (EA) 1.8	01/72-02/76 11/73-07/79 08/73-07/74 08/73-03/75	
 <p>Picture not available</p> <p>Heating air blower</p>	<b>8126100200</b> <i>For reference:</i> 261261193B	Porsche 912E VW T.2	2.0 2.0	05/75-07/76 08/75-07/79	Equipment Variant: At heat exchanger
 <p>Condenser for air condition, 330x273x16 mm</p>	<b>1627200300</b> <i>For reference:</i> 99657311103 99657311102 99657311103	996 (C4S) 997 Boxster (987) Cayman (987C) GT3-2	3.6 3.6-3.8 2.7-3.4 2.7-3.4 3.6	02/03-08/05 07/04- 11/04- 11/05- 03/06-	Width [mm]: 360 Height [mm]: 271 Thickness [mm]: 16
 <p>Blower motor for air condition</p>	<b>1627250100</b> <i>For reference:</i> 96462403501	964 993	3.3-3.6 3.6-3.8	12/88-07/94 10/93-09/97	
 <p>Drain tube for fresh air box, rubber</p>	<b>1628000200</b> <i>For reference:</i> 90157132632	Porsche 911	2.0-3.3	08/67-07/89	








Description	Item no.	Application	Engine	Year	Criteria / Information
 <p>Temperature sensor for cooling system, 2 pins</p>	<b>1193100200</b> <i>For reference:</i> 905076001 046905379 13621711371 143080 92860614300	928 928 (221 kW) 928 (228 kW)	4.9 4.6 4.6	09/86-07/86 09/79-09/82 08/83-07/86	Voltage [V]: 12 Thread Size: M 12x1,5 Spanner Size: 19 mm Tightening Torque [Nm]: 22 Number of ports: 2 Fitting Depth [mm]: 18
 <p>Temperature sensor for cooling system, 2 pins</p>	<b>1293100300</b> <i>For reference:</i> 881338457 1338452 1338457 34334771 60800522 7401346030 7647004 8788200 90410793 90510182 92860612600	928	5.4	08/91-11/95	Number of Poles: 2
 <p>Temperature sensor for cooling system, 2 pins</p>	<b>1193102200</b> <i>For reference:</i> 881338458 004435008 024246 025906041 1207003 13323969 133757 1338444 1338451 1338458 133857 13621284397 13621401945 13621709966 13621709967 1C1R7H141AA 37870P5TG00 37870PDFE01 3922022010 4503132 4770228 5972332 60513205 60800167 60808142 6238317 6U0919501 7770239 8942058660 8942205010 8942205020 90080939 90410792 90510183 91514549 92017805 9357021 94205866 94460612500 98424793 9946866 ERR2081 GTR204	911 Turbo 968 VW T.2 (T25) VW T.2 (T25)	3.3-3.6 3.0 1.9 2.1	08/90-09/93 06/91-11/95 01/83-07/85 08/84-07/92	Number of Poles: 2 Colour: Blue



# Filter





Description	Item no.	Application	Engine	Year	Criteria / Information
 Oil filter	<b>1618500102</b> <i>For reference:</i> 93010776400 91610775400 93010776400 93010776401	911 964	2.2-3.3 3.6	08/71-07/89 12/88-06/94	Filter Type: Screw-on Filter Height [mm]: 142 Outer Diameter [mm]: 93 Inner Diameter 1 [mm]: 62 Inner Diameter 2 [mm]: 71
 Oil filter	<b>1618500202</b> <i>For reference:</i> 94410720103 94410720103	924 S 944 959 964 Turbo 968	2.5 2.5-3.0 2.8 3.3-3.6 3.0	10/81-07/88 04/82-07/91 01/86-04/91 08/90-09/93 06/91-11/95	Filter Type: Screw-on Filter Height [mm]: 139.5 Outer Diameter [mm]: 76 Inner Diameter 1 [mm]: 71 Inner Diameter 2 [mm]: 62
 Oil filter, paper insert	<b>1118500300</b> <i>For reference:</i> 115041004 0001801509 021115561B 021115562A 05015171AA 1025629 95510756100 95VW6714AB	Cayenne Cayenne (955) Cayenne (955)	3.6-3.8 3.2 3.6	06/10-07/11 10/03-09/07 02/07-09/10	Height [mm]: 110 Outer Diameter [mm]: 83 Inner Diameter 1 [mm]: 24 Inner Diameter 2 [mm]: 39
 Oil filter	<b>8118500400</b> <i>For reference:</i> 115041002 021115351A	914 VW T.2 VW T.4	1.7-2.0 1.7-2.0 1.7-1.8	01/69-02/76 08/71-12/82 07/68-03/75	Height [mm]: 95 Outer Diameter [mm]: 93 Inner Diameter 1 [mm]: 62 Inner Diameter 2 [mm]: 71 Filter Type: Screw-on Filter
 Oil filter	<b>1618500502</b> <i>For reference:</i> 99610722552 99610702054 99610702055 99610722552 99610722553 99610722560	996 997 Boxster (986) Boxster (987) Carrera GT Cayenne (955) Cayman (987C)	3.4-3.6 3.6-3.8 2.5-3.2 2.7-3.4 5.7 4.5 2.7-3.4	09/97-08/05 07/04-12/08 09/96-12/04 11/04-12/11 07/03- 09/02-09/10 11/05-	Filter Type: Screw-on Filter Height [mm]: 113 Outer Diameter [mm]: 61 Inner Diameter 1 [mm]: 30 Inner Diameter 2 [mm]: 30



Description	Item no.	Application	Engine	Year	Criteria / Information
 Oil filter	<b>1118501300</b> For reference: 115086001 030115561D 035115561 037115561A 037115561B 056115561A 056115561B 056115561C 056115561G 93110770100	924 Golf/Jetta	2.0 (92-154 kW) 1.1-1.8	11/75-08/89 02/74-02/84	Height [mm]: 123 Outer Diameter [mm]: 76 Inner Diameter 1 [mm]: 62 Inner Diameter 2 [mm]: 71 Supplementary Article/Supplementary Info 2: with one anti-return valve Alternatively:
 Oil filter	<b>1118501700</b> For reference: 115104001 06E115466 06E115562 06E115562A 95810722200	Cayenne Panamera	3.0 Hybrid 3.0 Hybrid (245-306 kW)	06/10- 03/11-	Height [mm]: 154.5 Outer Diameter [mm]: 65 Inner Diameter [mm]: 31.5
 Oil Filter	<b>1118506000</b> For reference: 057115561M 95510722200	Cayenne Cayenne (155/176 kW) Cayenne (955)	4.2D 3.0D 3.0TDI	10/12- 06/10- 02/09-09/10	Height [mm]: 200 Outer Diameter 1 [mm]: 72 Outer Diameter 2 [mm]: 76 Inner Diameter [mm]: 29
 Oil Filter	<b>1118506200</b> For reference: 059115561D 059198405 95810722220	Cayenne (180 kW) Macan Panamera	3.0 D 3.0 D 3.0 D	06/11- 02/14- 08/11-	Height [mm]: 128 Outer Diameter [mm]: 76 Inner Diameter [mm]: 29
 Air filter element	<b>1618600302</b> For reference: 96411032701 96411032700 96411032701	964	3.6	12/88-06/94	Height [mm]: 53 Length [mm]: 250 Width [mm]: 245
 Air filter element	<b>1618600702</b> For reference: 99611013152 99611013151 99611013152	996 997	3.4-3.6 3.6-3.8	09/97-08/05 07/04-12/08	Height [mm]: 42 Length [mm]: 532 Width 1 [mm]: 182 Width 2 [mm]: 173
 Air filter element	<b>8118600900</b> For reference: 129041001 021129620 021129620D 027129620 93152007	924 VW T.2 VW T.2 (T25) VW T.2 (T25)	2.0 1.6-2.0 1.6 1.9	11/75-08/89 08/74-07/79 05/79-12/82 08/82-07/92	Height [mm]: 58 Length [mm]: 213 Width [mm]: 213



Description	Item no.	Application	Engine	Year	Criteria / Information
 Air filter element, use in dusty environments	<b>1618601500</b> <i>For reference:</i> 7L0129620A 7P0129620A 95511013110	Cayenne	3.0-4.8 (incl. D)	06/02-	Height [mm]: 58 Length [mm]: 389 Width [mm]: 187 Supplementary Article/Supplementary Info 2: for dusty conditions
 Rubber strap for air filter housing (2 pcs. needed)	<b>1618650200</b> <i>For reference:</i> 91111036501	Porsche 911	2.7-3.0	08/73-07/83	Material: Elastomer Required quantity: 2
 Fuel filter	<b>1118700800</b> <i>For reference:</i> 133500001 1276050 156705 156774 156775 431133511 431133511A 6058519 60807436 71736109 71736112 757420 7700268752 82403555 82434499 8339731 8339791 93011007600 93011019600 93011019601	911 924 Golf/Jetta	2.2 2.0 1.6-1.8	09/69-02/72 11/75-08/89 04/77-02/84	Height [mm]: 155 Outer Diameter 1 [mm]: 56 Outer Diameter 2 [mm]: 64
 Filter element for fuel filter	<b>1118703600</b> <i>For reference:</i> 7L6127177B 7L6127177C 7L6127434B 7L6127434C 95511013400	Cayenne	3.0TDI	02/09-	Height [mm]: 85 Outer Diameter [mm]: 102 Inner Diameter [mm]: 45
 Fuel filter	<b>1118706770</b> <i>For reference:</i> 7L0919679	Cayenne (955)	3.6-4.8	02/07-09/10	Fitting Position: Left
 Fuel filter	<b>1118707000</b> <i>For reference:</i> 7P6127177 7P6127177A 95811013400 95811013410	Cayenne Cayenne (155/176/180 kW)	4.2D 3.0D	10/12- 06/10-	Height [mm]: 120 Outer Diameter 1 [mm]: 75 Outer Diameter 2 [mm]: 94
 Filter, interior	<b>1628100200</b> <i>For reference:</i> 99657221901 99657221902	996 996 Turbo 997 997 Turbo Boxster (986) Boxster (987) Cayman (987) GT3-1 GT3-2	3.4-3.6 3.6 3.6-3.8 3.6-3.8 2.5-3.2 2.7-3.4 2.7-3.4 3.6 3.8	09/97-08/05 06/00-08/05 07/04- 03/06- 09/96-12/04 11/04- 11/05- 03/99-08/05 05/09-	Length [mm]: 327 Width [mm]: 169 Height [mm]: 35




Description	Item no.	Application	Engine	Year	Criteria / Information
 Filter, interior	<b>1628100202</b> <i>For reference:</i> 99657221902 99657221901 99657221902	996 996 Turbo 997 997 Turbo Boxster (986) Boxster (987) Cayman (987C) GT3-1 GT3-2	3.4-3.6 3.6 3.6-3.8 3.6-3.8 2.5-3.2 2.7-3.4 2.7-3.4 3.6 3.8	09/97-08/05 06/00-08/05 07/04- 03/06- 09/96-12/04 11/04- 11/05- 03/99-08/05 05/09-	Length [mm]: 327 Width [mm]: 169 Height [mm]: 35
 Filter, interior, activated carbon	<b>1128102600</b> <i>For reference:</i> 819390001 7H0819631A 95557221910 JZW819653E	Cayenne	3.0-4.8 (incl. D)	09/02-09/10	Length [mm]: 278 Width [mm]: 219 Height [mm]: 30 Filter Type: Activated Carbon Filter
 Filter, interior air	<b>1128102900</b> <i>For reference:</i> 7P0819631 95857221900	Porsche Cayenne	3.0-4.8 (incl. D)	06/10-	Length [mm]: 278 Width [mm]: 219 Height [mm]: 41 Filter Type: Activated Carbon Filter
 Filter, interior air	<b>1128104000</b> <i>For reference:</i> 8K0819439	Macan	3.0-3.6 incl. D	02/14-	Length [mm]: 279 Width [mm]: 241 Height [mm]: 36
 Filter, interior air, activated carbon	<b>1128104100</b> <i>For reference:</i> 8K0819439A 8K0819439B	Macan	3.0-3.6 incl. D	02/14-	Length [mm]: 279 Width [mm]: 241 Height [mm]: 36 Filter Type: Activated Carbon Filter



# Body parts

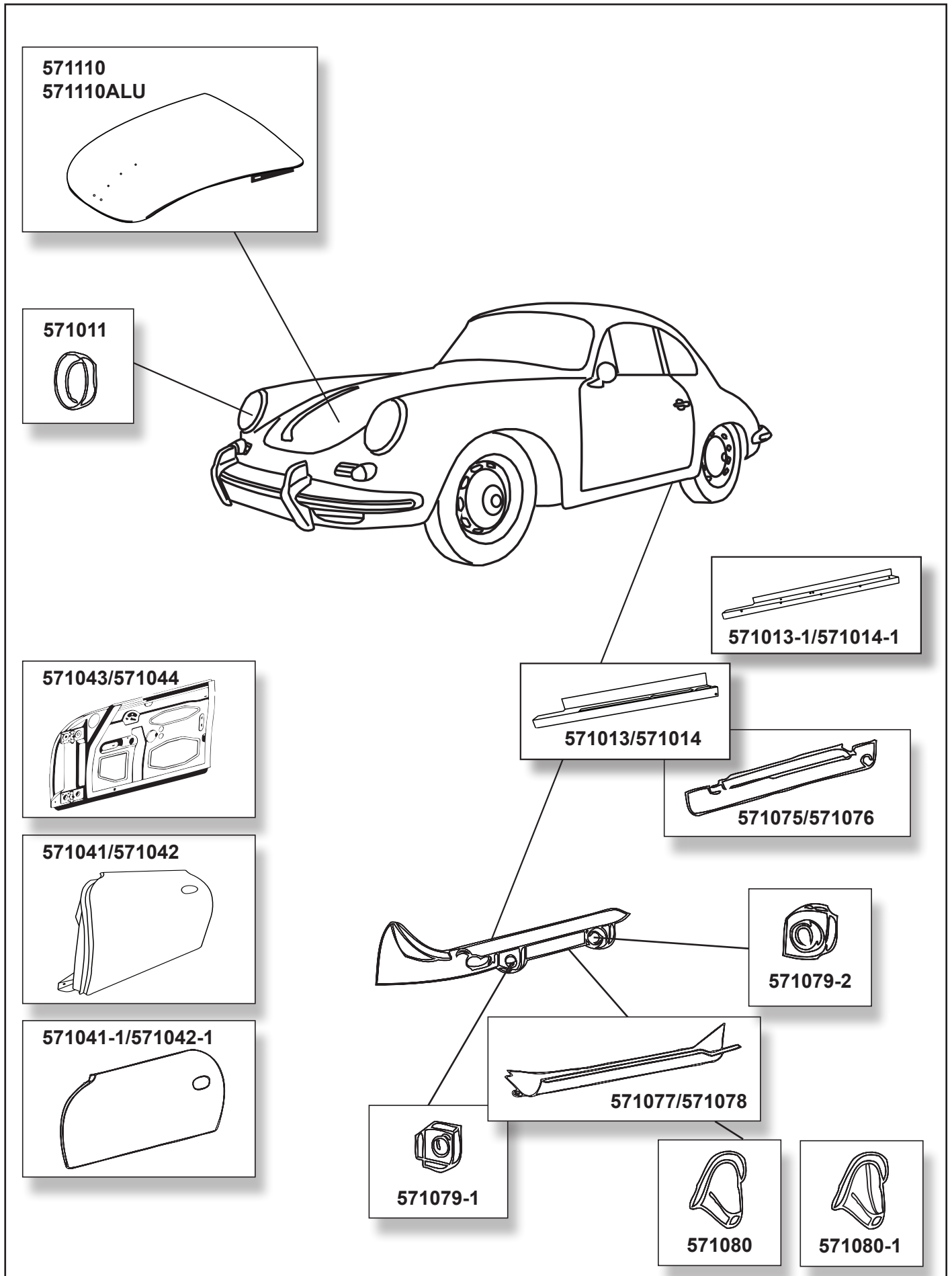



Description	Item no.	Application	Engine	Year	Criteria / Information
 <p>Fuel tank/body seal, foam</p>	<b>1615650300</b> <i>For reference:</i> 90150493220	911	2.0-3.3	01/63-07/89	Equipment Variant: Tank/body seal only



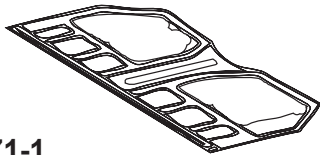


# Body parts






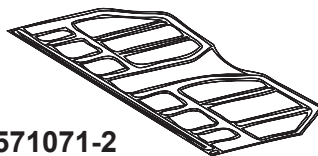
571165  
571165-1




571071-1



571071-0



571071-2



571093



Description	Item no.	Application	Engine	Year	Criteria / Information
 <p>Fuel tank, OE version, 50 L</p>	<b>1615600300</b> <i>For reference:</i> 571000-8 35656012 64420101000	356 /A/B T5	1.1-1.6	01/50-08/61	Fuel Tank Capacity [l]: 50 Quality: OE
 <p>Fuel tank, OE version, 52 L</p>	<b>1615600400</b> <i>For reference:</i> 571100-8 64420100107	356 B T6/C	1.6	09/61-12/65	Fuel Tank Capacity [l]: 52 Quality: OE
 <p>Bonnet</p>	<b>1680100900</b> <i>For reference:</i> 571110 64451101006 64451101006GRV	356 B T6	1.6	09/61-12/63	
 <p>Alu bonnet on steel frame, weight only 5.7 kg, for racing cars</p>	<b>1680101000</b> <i>For reference:</i> 571110ALU 64451101006 64451101006GRV	356 B T6	1.6	09/61-12/63	Supplementary Article/Supplementary Info 2: Only for racing purposes Material: Aluminium Equipment Variant: Fragile material Weight [kg]: 5.70
 <p>Bonnet</p>	<b>1680101100</b> <i>For reference:</i> 571210 64451101007 64451101007GRV	356 C	1.6	01/63-12/65	
 <p>Alu bonnet on steel frame. For racing cars only – fragile alu material, total weight 8.10 kg</p>	<b>1680101200</b> <i>For reference:</i> 571210ALU 64451101007	356 C	1.6	01/63-12/65	Supplementary Article/Supplementary Info 2: Only for racing purposes Material: Aluminium Equipment Variant: Fragile material Weight [kg]: 8.10
 <p>Engine hood, rear, with louvres</p>	<b>1680200400</b> <i>For reference:</i> 571165 64451200106	356 C Coupe	1.6	01/63-12/65	Equipment Variant: Engine lid Heating / Cooling: with vent hole



Description	Item no.	Application	Engine	Year	Criteria / Information
 <p><b>Picture not available</b></p> <p>Engine hood, rear, aluminium, with louvres</p>	<b>1680200500</b> <i>For reference:</i> 571165ALU 64451200106	356 B T6/C Coupe	1.6	09/61-12/65	Equipment Variant: Engine lid Heating / Cooling: with vent hole Material: Aluminium
 <p>Engine hood, rear, without louvres</p>	<b>1680200600</b> <i>For reference:</i> 571165-1 64451200106	356 B T6/C	1.6	09/61-12/65	Equipment Variant: Engine lid Heating / Cooling: without vent hole
 <p>Pedal floor board</p>	<b>1680501500</b> <i>For reference:</i> 571024 64450104105	Porsche 356 A/B/C	1.6	01/55-12/65	Panel Type: Floor Panel Equipment Variant: Pedal floor board
 <p><b>Picture not available</b></p> <p>Front compartment interior panel</p>	<b>1680501600</b> <i>For reference:</i> 571123 64450210105	Porsche 356 A T2/B T5	1.5-1.6	02/57-08/61	Panel Type: Frame Panel Fitting Position: Front Equipment Variant: Front compartment
 <p>Front compartment interior panel</p>	<b>1680501700</b> <i>For reference:</i> 571223 64450210106	Porsche 356 B T6/C	1.6	09/61-12/65	Panel Type: Frame Panel Fitting Position: Front Equipment Variant: Front compartment
 <p>Cover for battery wall section</p>	<b>1680501800</b> <i>For reference:</i> 571021-0 64450452110	Porsche 356 A-B T5	1.5-1.6	01/55-08/61	Equipment Variant: Cover, battery wall Panel Type: Frame Panel Section: Front Section
 <p>Front compartment interior panel</p>	<b>1680502000</b> <i>For reference:</i> 571023	Porsche 356 A/B T5	1.5-1.6	01/55-08/61	Panel Type: Frame Panel Fitting Position: Front Equipment Variant: Front compartment
 <p>Lower rear panel with louvres and holes for exhaust pipes. Exactly according to the original Porsche design</p>	<b>1680600100</b> <i>For reference:</i> 571093 DAN54104	356 B/C	1.6	01/59-12/65	Section: Lower Section Panel Type: Skirting Repair Panel: Repair Panel






Description	Item no.	Application	Engine	Year	Criteria / Information
 <p>Door cell repair panel, left</p>	<b>1680750170</b> <i>For reference:</i> 571020-1 DAN50122100 DAN64450122100	Porsche 356 A/B/C	1.6	01/55-12/65	Fitting Position: Left Front Repair Panel: Repair Panel Equipment Variant: Door cell panel
 <p>Door cell repair panel, right</p>	<b>1680750180</b> <i>For reference:</i> 571020-2 DAN50122200 DAN64450122200	Porsche 356 A/B/C	1.6	01/55-12/65	Fitting Position: Right Front Repair Panel: Repair Panel Equipment Variant: Door cell panel
 <p>Door skin, complete, left</p>	<b>1680900170</b> <i>For reference:</i> 571041-1 64453100305 PCG53100305	356 A T2 356 C Coupé	1.5-1.6 1.6	09/57-12/61 01/63-12/65	Fitting Position: Front Fitting Position: Left
 <p>Door skin, complete, right</p>	<b>1680900180</b> <i>For reference:</i> 571042-1 64453100405 PCG53100405	356 A T2 356 C Coupé	1.5-1.6 1.6	09/57-12/61 01/63-12/65	Fitting Position: Front Fitting Position: Right
 <p>Bottom plate for door, left</p>	<b>1680900370</b> <i>For reference:</i> 571013-1 DAN53100305 DAN64453100305	356 C	1.6	01/63-12/65	Fitting Position: Left Section: Lower Section
 <p>Bottom plate for door, right</p>	<b>1680900380</b> <i>For reference:</i> 571014-1 DAN53100405 DAN64453100405	356 C	1.6	01/63-12/65	Fitting Position: Right Section: Lower Section
 <p>Bottom plate for door, left</p>	<b>1680900470</b> <i>For reference:</i> 571013 DAN53100305 DAN64453100305	356 /A/B	1.1-1.6	01/50-12/63	Fitting Position: Left Section: Lower Section
 <p>Bottom plate for door, right</p>	<b>1680900480</b> <i>For reference:</i> 571014 DAN53100405 DAN64453100405	356 /A/B	1.1-1.6	01/50-12/63	Fitting Position: Right Section: Lower Section





Description	Item no.	Application	Engine	Year	Criteria / Information
 <p>Door frame, inner, complete with hinges, left</p>	<b>1680900670</b> <i>For reference:</i> 571043 DAN53100500 DAN64453100500	356 A/B/C	1.5-1.6	01/55-12/65	Fitting Position: Left Front Fitting Position: inner
 <p>Door frame, inner, complete with hinges, right</p>	<b>1680900680</b> <i>For reference:</i> 571044 DAN53100600 DAN64453100600	356 A/B/C	1.5-1.6	01/55-12/65	Fitting Position: Right Front Fitting Position: inner
 <p>Door, complete, left</p>	<b>1680900770</b> <i>For reference:</i> 571041 DAN53100300 DAN64453100300	356 A/B/C Coupé	1.5-1.6	01/55-12/65	Fitting Position: Left Front
 <p>Door, complete, right</p>	<b>1680900780</b> <i>For reference:</i> 571042 DAN53100400 DAN64453100400	356 A/B/C Coupé	1.5-1.6	01/55-12/65	Fitting Position: Right Front
 <p>Door panel, left</p>	<b>1681000170</b> <i>For reference:</i> 571075 64450304100	356 A/B/C	1.5-1.6	01/55-12/65	Fitting Position: Left
 <p>Door panel, right</p>	<b>1681000180</b> <i>For reference:</i> 571076 64450304200	356 A/B/C	1.5-1.6	01/55-12/65	Fitting Position: Right
 <p>Cross member, front</p>	<b>1681000700</b> <i>For reference:</i> 571030 64450144106	Porsche 356 A/B/C	1.6	01/55-12/65	Fitting Position: Centre Fitting Position: Front



Description	Item no.	Application	Engine	Year	Criteria / Information
 Jack receiver bracket	<b>1681700100</b> <i>For reference:</i> 571080 64450115000	356 B T6/C	1.6	08/62-12/65	
 Jack receiver bracket	<b>1681700700</b> <i>For reference:</i> 571080-1 64450104500	356 /A/B T5	1.1-1.6	01/50-07/62	
 Picture not available Metal bracket for jack holder	<b>1681750100</b> <i>For reference:</i> 64450109300	Porsche 356 A/B/C	1.5-1.6	01/55-12/65	Panel Type: Support Equipment Variant: Bracket, jack holder Material: Metal
 Door jamb for 3 hole striker plate, left	<b>1681900570</b> <i>For reference:</i> 571147 64450204101 64450204110	Porsche 356 A T2 Coupe Porsche 356 B T5 Coupe	1.5-1.6 1.6	02/57-12/61 01/59-07/62	Equipment Variant: lock pillar Fitting Position: Left Number of Holes: 3
 Door jamb for 3 hole striker plate, right	<b>1681900580</b> <i>For reference:</i> 571148 64450204201 64450204210	Porsche 356 A T2 Coupe Porsche 356 B T5 Coupe	1.5-1.6 1.6	02/57-12/61 01/59-07/62	Equipment Variant: lock pillar Fitting Position: Right Number of Holes: 3





Description	Item no.	Application	Engine	Year	Criteria / Information
 <p>Door jamb for 3 hole striker plate, left</p>	<b>1681900670</b> <i>For reference:</i> 571247 64450204126 64450204130	Porsche 356 B T6 Coupe Porsche 356 C Coupe	1.6 1.6	08/62-12/63 01/63-12/65	Equipment Variant: lock pillar Fitting Position: Left Number of Holes: 3
 <p>Door jamb for 3 hole striker plate, right</p>	<b>1681900680</b> <i>For reference:</i> 571248 64450204226 64450204230	Porsche 356 B T6 Coupe Porsche 356 C Coupe	1.6 1.6	08/62-12/63 01/63-12/65	Equipment Variant: lock pillar Fitting Position: Right Number of Holes: 3
 <p>Headlamp bucket, left/right</p>	<b>1682000100</b> <i>For reference:</i> 571011 64463115100 64463115100GRV	356 /A/B/C	1.1-1.6	01/50-12/65	Fitting Position: Left and right Colour: Black
 <p>Reinforcement for side member, right front, left rear</p>	<b>1682200100</b> <i>For reference:</i> 571079-1 64450126106	356 A/B/C	1.5-1.6	01/55-12/65	Panel Type: Reinforcing Panel Panel Type: Rear Panel Fitting Position: Right Front Fitting Position: Left Rear
 <p>Reinforcement for side member, left front, right rear</p>	<b>1682200200</b> <i>For reference:</i> 571079-2 64450126206	356 A/B/C	1.5-1.6	01/55-12/65	Panel Type: Reinforcing Panel Panel Type: Rear Panel Fitting Position: Left Front Fitting Position: Right Rear










Description	Item no.	Application	Engine	Year	Criteria / Information
 <p>Wing closing panel, front, left</p>	<b>1682300670</b> <i>For reference:</i> 571015 64450201700	Porsche 356 A T2/B/C	1.6	03/57-12/65	Fitting Position: Left Front Panel Type: Closing Panel Panel Type: Attachment Panel
 <p>Wing closing panel, front, right</p>	<b>1682300680</b> <i>For reference:</i> 571016 64450201800	Porsche 356 A T2/B/C	1.6	03/57-12/65	Fitting Position: Right Front Panel Type: Closing Panel Panel Type: Attachment Panel
 <p>Inner rocker panel, left, without jack support</p>	<b>1682500170</b> <i>For reference:</i> 571077 64450101700	356 A/B/C	1.5-1.6	01/55-12/65	Fitting Position: Left Equipment Variant: Without jack support
 <p>Inner rocker panel, right, without jack support</p>	<b>1682500180</b> <i>For reference:</i> 571078 64450101800	356 A/B/C	1.5-1.6	01/55-12/65	Fitting Position: Right Equipment Variant: Without jack support
 <p>Battery box side with bumper bracket, left</p>	<b>1682700970</b> <i>For reference:</i> 571169-1 64450103305	Porsche 356 B T5	1.6	01/59-07/62	Fitting Position: Left Repair Panel: Repair Panel Fitting Position: Sidewall Supplementary Article/Supplementary Info 2: with bumper support
 <p>Battery box side with bumper bracket, right</p>	<b>1682700980</b> <i>For reference:</i> 571169-2 64450103405	Porsche 356 B T5	1.6	01/59-07/62	Fitting Position: Right Repair Panel: Repair Panel Fitting Position: Sidewall Supplementary Article/Supplementary Info 2: with bumper support
 <p>Floor pan, front, without mounts</p>	<b>1683100300</b> <i>For reference:</i> 571071-0 64450105200	356 A/B/C	1.5-1.6	01/55-12/65	Fitting Position: Front Supplementary Article/Supplementary Info: without holder
 <p>Floor pan, rear, without mounts</p>	<b>1683100400</b> <i>For reference:</i> 571071-1 64450105000	356 A	1.5-1.6	01/55-12/61	Fitting Position: Rear Supplementary Article/Supplementary Info: without holder



Description	Item no.	Application	Engine	Year	Criteria / Information
 <p>Floor pan, rear, without mounts</p>	<b>1683100500</b> <i>For reference:</i> 571071-2 64450105300	356 B/C	1.6	01/59-12/65	Fitting Position: Rear Supplementary Article/Supplementary Info: without holder
 <p>Knob for heater control, black, 2" tall</p>	<b>1688000100</b> <i>For reference:</i> 69542479100	356 B	1.6	01/59-12/63	Control Type: Turn knob control Height [in]: 2 Colour: Black





Description	Item no.	Application	Engine	Year	Criteria / Information
 <p>Picture not available</p> <p>Manifold exhaust with boxes, Sport, Sebring style</p>	<b>1620101100</b> <i>For reference:</i> PO-92750	356 A/B/C	1.5-1.6	01/55-12/65	Equipment Variant: Sebring Style Surface: Painted Supplementary Article/Supplementary Info 2: with pre-silencer
 <p>Rear exhaust</p>	<b>1620600400</b> <i>For reference:</i> 92.301 61611101605	356 B T.6 Europe 356 C Europe 912 Europe	1.6 1.6 1.6	09/61-12/63 01/63-12/65 01/65-02/70	Exhaust System: Double End Pipe Surface: Painted
 <p>Rear exhaust</p>	<b>1620600500</b> <i>For reference:</i> 92.311 61611101005	356 B T.5 Europe 356 B/C export USA 912 export USA	1.6 1.6 1.6	01/59-08/61 01/59-12/65 01/65-02/70	Exhaust System: Double End Pipe Surface: Painted
 <p>Rear exhaust</p>	<b>1620600700</b> <i>For reference:</i> 92.321 61611101000 61611101001	356 A	1.5-1.6	01/55-12/61	Exhaust System: Double End Pipe Surface: Painted
 <p>Exhaust, Sport, with two polished, straight tail pipes in Carrera style. Deep sporty sound. Tail pipes constructed to fit perfectly with Carrera rear lower panel, but will come out just under the car body on "non Carreras"</p>	<b>1620603100</b> <i>For reference:</i> PO-92104	356 B/C	1.6	01/59-12/65	Exhaust System: Double End Pipe Pipe Ø [mm]: 63 Surface: Painted
 <p>Exhaust, Sport, with two straight tailpipes in Carrera style. Deep sporty sound. Tail pipes constructed to fit perfectly with Carrera rear lower panel, but will come out just under the car body on "non Carreras"</p>	<b>1620603900</b> <i>For reference:</i> PO-92103 61654103	356 A/B/C	1.6	01/55-12/65	Exhaust System: Double End Pipe Pipe Ø [mm]: 45 Surface: Painted
 <p>Rear exhaust, Stainless Steel</p>	<b>1620606700</b> <i>For reference:</i> 92.311S 61611101005	356 B T.5 Europe 356 B/C export USA 912 export USA	1.6 1.6 1.6	01/59-08/61 01/59-12/65 01/65-02/70	Exhaust System: Double End Pipe Material: Stainless Steel










Description	Item no.	Application	Engine	Year	Criteria / Information
 <p>Exhaust, Sport, with single tail pipe</p>	<b>1620610200</b> For reference: PO-92131 54654106	356 A	1.5	01/55-12/61	Exhaust System: Single tailpipe Pipe Ø [mm]: 45 Surface: Painted
 <p>Exhaust, Sport, with tail pipe for bumper</p>	<b>1620610300</b> For reference: PO-92106	356 B/C	1.6	01/59-12/65	Exhaust System: Double End Pipe Pipe Ø [mm]: 45 Surface: Painted Vehicle Equipment: for vehicles with twin-pipe bumper
 <p>Heat exchanger, left</p>	<b>1623102970</b> For reference: 92.221 64421100300	356 A 356 B T.5 Europe 356 B/C export - USA	1.5-1.6 1.6 1.6	01/55-12/61 01/59-08/61 01/59-12/65	Fitting Position: Left Surface: Painted
 <p>Heat exchanger, right</p>	<b>1623102980</b> For reference: 92.222 64421100400	356 A 356 B T.5 Europe 356 B/C export - USA	1.5-1.6 1.6 1.6	01/55-12/61 01/59-08/61 01/59-12/65	Fitting Position: Right Surface: Painted
 <p>Heat control box, left</p>	<b>1623200470</b> For reference: 92.001 64421102100	356 A	1.5-1.6	01/55-12/61	Fitting Position: Left Material: Steel Surface: Painted
 <p>Heat control box, right</p>	<b>1623200480</b> For reference: 92.002 64421102200	356 A	1.5-1.6	01/55-12/61	Fitting Position: Right Material: Steel Surface: Painted
 <p>Heat control box, left</p>	<b>1623200570</b> For reference: 92.003 64421102505	356 B/C	1.6	01/59-12/65	Fitting Position: Left Material: Steel Surface: Painted
 <p>Heat control box, right</p>	<b>1623200580</b> For reference: 92.004 64421102605	356 B/C	1.6	01/59-12/65	Fitting Position: Right Material: Steel Surface: Painted



Description	Item no.	Application	Engine	Year	Criteria / Information
 <p>J-tube, left, primed</p>	<p><b>1623300170</b> For reference: 92.221J</p>	<p>356 A 356 B T.5 Europe 356 B/C export - USA 912</p>	<p>1.5-1.6 1.6 1.6 1.6</p>	<p>01/55-12/61 01/59-08/61 01/59-12/65 01/65-12/69</p>	<p>Fitting Position: Left Material: Steel Surface: Painted</p>
 <p>J-tube, right, primed</p>	<p><b>1623300180</b> For reference: 92.222J</p>	<p>356 A 356 B T.5 Europe 356 B/C export - USA 912</p>	<p>1.5-1.6 1.6 1.6 1.6</p>	<p>01/55-12/61 01/59-08/61 01/59-12/65 01/65-12/69</p>	<p>Fitting Position: Right Material: Steel Surface: Painted</p>



Description	Item no.	Application	Engine	Year	Criteria / Information
 <p>Tail pipe kit with clamps (complete kit not available from Porsche)</p>	<b>1620701410</b> <i>For reference:</i> 92.302 61611100500	356 A	1.5-1.6	01/55-12/61	Fitting Position: Rear Exhaust System: for rear silencer Surface: Painted Quantity Unit: Set Supplementary Article/Supplementary Info 2: with clamp
 <p>Tail pipe kit with clamps (complete kit not available from Porsche)</p>	<b>1620701510</b> <i>For reference:</i> 92.303 61611100660	356 B model T.5 Europe 356 B/C export USA	1.6 1.6	01/59-08/61 01/59-12/65	Fitting Position: Rear Exhaust System: for rear silencer Surface: Painted Quantity Unit: Set Supplementary Article/Supplementary Info 2: with clamp
 <p>Tail pipe kit with clamps (complete kit not available from Porsche)</p>	<b>1620701610</b> <i>For reference:</i> 92.304 61611100700	356 B T.6 Europe 356 C Europe	1.6 1.6	09/61-12/63 01/63-12/65	Fitting Position: Rear Exhaust System: for rear silencer Surface: Painted Quantity Unit: Set Supplementary Article/Supplementary Info 2: with clamp
 <p>Tail pipe kit with clamps (complete kit not available from Porsche), stainless steel</p>	<b>1620704910</b> <i>For reference:</i> 92.303S 61611100660	356 B model T.5 Europe 356 B/C export - USA	1.6-2.0 1.6-2.0	01/59-03/68 01/59-03/68	
 <p>Tail pipe kit with clamps (complete kit not available from Porsche), stainless steel</p>	<b>1620705010</b> <i>For reference:</i> 92.304S 611611100700	356 B model T.6 Europe 356 C Europe	1.6 1.6	09/61-12/63 01/63-12/65	Fitting Position: Rear Exhaust System: for rear silencer Material: Stainless Steel Colour: Mat Quantity Unit: Set Supplementary Article/Supplementary Info 2: with clamp





Description	Item no.	Application	Engine	Year	Criteria / Information
 <p>Tail pipe set for PO-92104</p>	<b>1620703710</b> <i>For reference:</i> 92.910S	356 B/C	1.6	01/59-12/65	Fitting Position: Rear Exhaust System: for rear silencer for article number: PO-92104 Material: Stainless Steel Surface: Blank Quantity Unit: Set
 <p>Tail pipe trim in bumper horn, Stainless Steel</p>	<b>1620703800</b> <i>For reference:</i> 92.901S	356 B/C (2 pcs. needed)	1.6	01/59-12/65	Fitting Position: Rear Equipment Variant: For bumper horn Material: Stainless Steel Surface: Blank Required quantity: 2
 <p>Tail pipe, 45.5x170x60 mm, Stainless Steel, polished</p>	<b>1620704800</b> <i>For reference:</i> 92.900S 90111124501	356 A/B/C	1.5-1.6	01/55-12/65	Fitting Position: Rear Exhaust System: Round tailpipe type Inner Diameter 1 [mm]: 45.5 Inner Diameter 2 [mm]: 50.5 Length [mm]: 170 Material: Stainless Steel Surface: Blank for article number: PO-92103 & PO-92131






Description	Item no.	Application	Engine	Year	Criteria / Information
 <p>Rear exhaust</p>	<b>1620600400</b> <i>For reference:</i> 92.301 61611101605	356 B T.6 Europe 356 C Europe 912 Europe	1.6 1.6 1.6	09/61-12/63 01/63-12/65 01/65-02/70	Exhaust System: Double End Pipe Surface: Painted
 <p>Rear exhaust</p>	<b>1620600500</b> <i>For reference:</i> 92.311 61611101005	356 B T.5 Europe 356 B/C export USA 912 export USA	1.6 1.6 1.6	01/59-08/61 01/59-12/65 01/65-02/70	Exhaust System: Double End Pipe Surface: Painted
 <p>Exhaust, Sport, with two polished, straight tail pipes in Carrera style. Deep sporty sound.</p>	<b>1620603200</b> <i>For reference:</i> PO-92105	912 export USA	1.6	01/65-02/70	Equipment Variant: Deep sporty sound Exhaust System: Double End Pipe Pipe Ø [mm]: 63 Surface: Painted
 <p>Rear exhaust, Stainless Steel</p>	<b>1620606700</b> <i>For reference:</i> 92.311S 61611101005	356 B T.5 Europe 356 B/C export USA 912 export USA	1.6 1.6 1.6	01/59-08/61 01/59-12/65 01/65-02/70	Exhaust System: Double End Pipe Material: Stainless Steel
 <p>Heat exchanger, left</p>	<b>1623103070</b> <i>For reference:</i> 92.223 61621100301 64421100301	912 export USA	1.6	01/65-02/70	Fitting Position: Left Surface: Painted
 <p>Heat exchanger, right</p>	<b>1623103080</b> <i>For reference:</i> 92.224 61621100401 64421100401	912 export USA	1.6	01/65-02/70	Fitting Position: Right Surface: Painted
 <p>Heat control box, left</p>	<b>1623200270</b> <i>For reference:</i> 90.001 90121100722	911 Carrera 911 S (mech. injection) 911 SC Turbo 911 SC/911 Carrera 911 T/E/S (not mech.injection) 911/911 S/911 Carrera 912	3.2 2.4 3.3 2.7-3.0 2.0-2.4 2.7 1.6	08/83-07/86 08/71-07/73 08/78-07/86 08/75-07/83 01/63-07/73 08/73-07/75 01/65-12/69	Fitting Position: Left Short Version: Operating Mode: Mechanical Material: Steel Surface: Painted
 <p>Heat control box, right</p>	<b>1623200280</b> <i>For reference:</i> 90.002 90121100822	911 Carrera 911 S (mech. injection) 911 SC Turbo 911 SC/911 Carrera 911 T/E/S (not mech.injection) 911/911 S/911 Carrera 912	3.2 2.4 3.3 2.7-3.0 2.0-2.4 2.7 1.6	08/83-07/86 08/71-07/73 08/78-07/86 08/75-07/83 01/63-07/73 08/73-07/75 01/65-12/69	Fitting Position: Right Short Version: Operating Mode: Mechanical Material: Steel Surface: Painted



Description	Item no.	Application	Engine	Year	Criteria / Information
 <p>J-tube, left, primed</p>	<p><b>1623300170</b>  <i>For reference:</i>            92.221J</p>	<p>356 A            356 B T.5 Europe            356 B/C export - USA            912</p>	<p>1.5-1.6            1.6            1.6            1.6</p>	<p>01/55-12/61            01/59-08/61            01/59-12/65            01/65-12/69</p>	<p>Fitting Position: Left            Material: Steel            Surface: Painted</p>
 <p>J-tube, right, primed</p>	<p><b>1623300180</b>  <i>For reference:</i>            92.222J</p>	<p>356 A            356 B T.5 Europe            356 B/C export - USA            912</p>	<p>1.5-1.6            1.6            1.6            1.6</p>	<p>01/55-12/61            01/59-08/61            01/59-12/65            01/65-12/69</p>	<p>Fitting Position: Right            Material: Steel            Surface: Painted</p>











Description	Item no.	Application	Engine	Year	Criteria / Information
 <p>Connecting piece for exhaust</p>	<b>1620400300</b> <i>For reference:</i> 92.313 61611102800	912 Europe/Export USA	1.6	01/65-02/70	Fitting Position: Rear Exhaust System: for rear silencer Material: Steel Surface: Painted
 <p>Tail pipe kit</p>	<b>1620701310</b> <i>For reference:</i> 92.312 61611129800	912	1.6	01/65-02/70	Fitting Position: Rear Exhaust System: for rear silencer Surface: Painted Supplementary Article/Supplementary Info 2: with clamp Quantity Unit: Set
 <p>Tail pipe kit, Stainless Steel</p>	<b>1620705410</b> <i>For reference:</i> 92.312S 61611129800	912	1.6	01/65-02/70	Fitting Position: Rear Exhaust System: for rear silencer Material: Stainless Steel Quantity Unit: Set




Description	Item no.	Application	Engine	Year	Criteria / Information
 <p>Exhaust kit, including tail pipe and mounting kit</p>	<b>162000400</b> <i>For reference:</i> 91.403 021251053C	914	1.7-1.8	01/69-02/76	Exhaust System: with exhaust pipe Supplementary Article/Supplementary Info 2: with clamps
 <p>Racing heat exchanger to exhaust tubes (2 pcs.)</p>	<b>1620401210</b> <i>For reference:</i> 92.215	914/6	2.0	11/69-12/73	Equipment Variant: Competition tubes Fitting Position: Centre Exhaust System: for rear silencer Quantity Unit: Set Surface: Painted
 <p>Rear exhaust</p>	<b>1620600200</b> <i>For reference:</i> 91.405 90111101111	914/6	2.0	11/69-12/73	Exhaust System: Single tailpipe Surface: Painted Exhaust System: with exhaust pipe
 <p>Rear exhaust</p>	<b>1620600300</b> <i>For reference:</i> 91.406 039251051D PCG251051D	914/4	2.0	01/72-12/75	Exhaust System: Single tailpipe Surface: Painted
 <p>Exhaust, rear, Sport, dual center outlet pipes. Can only be used in connection with 91.914SSI</p>	<b>1620604600</b> <i>For reference:</i> 91.408	914	1.7-1.8	01/69-02/76	Exhaust System: Double End Pipe Pipe Ø [mm]: 76 Surface: Painted
 <p>Exhaust, rear, Sport, dual outlet pipes. Can only be used in connection with 91.914SSI</p>	<b>1620604800</b> <i>For reference:</i> 91.407	914	1.7-1.8	01/69-02/76	Exhaust System: Double End Pipe Pipe Ø [mm]: 70 Surface: Painted
 <p>Racing exhaust, no street use</p>	<b>1620607100</b> <i>For reference:</i> 92.214	914/6	2.0	11/69-12/73	Equipment Variant: Competition exhaust Exhaust System: Double End Pipe Pipe Ø [mm]: 70 Surface: Painted
 <p>Rear exhaust, with dual center outlet pipes, "GT3" style, Ø63 mm</p>	<b>1620612200</b> <i>For reference:</i> 91.410	911 914/6	2.0-2.4 2.0	01/63-07/73 11/69-12/73	Version: GT3 Style Exhaust System: Double End Pipe
 <p>Picture not available</p> <p>Rear exhaust. With dual center outlet pipes, "GT3" style, Ø63 mm, stainless steel</p>	<b>1620612400</b> <i>For reference:</i> 91.410SSI	911 914/6	2.0-2.4 2.0	01/63-07/73 11/69-12/73	Version: GT3 Style Exhaust System: Double End Pipe Material: Stainless Steel



Description	Item no.	Application	Engine	Year	Criteria / Information
 Heat exchanger, left	<b>1623104370</b> <i>For reference:</i> 91.417 90121100300 91121100300	914 6 cyl.	2.0	11/69-12/73	Fitting Position: Left Material: Steel Surface: Painted
 Heat exchanger, right	<b>1623104380</b> <i>For reference:</i> 91.418 90121100400 91121100400	914 6 cyl.	2.0	11/69-12/73	Fitting Position: Right Material: Steel Surface: Painted
 Heat exchanger set, stainless steel, left/right, SSI	<b>1623105410</b> <i>For reference:</i> 91.914SSI	914/4	2.0	01/72-12/75	Fitting Position: Left and right Material: Stainless Steel Quantity Unit: Set
 Heat exchanger set, stainless steel, left/right, SSI	<b>1623105510</b> <i>For reference:</i> 91.912SSI	914/4	1.7-1.8	01/69-02/76	Fitting Position: Left and right Material: Stainless Steel Catalytic Converter Type: for vehicles without catalytic convertor Quantity Unit: Set
 Heat control box, left	<b>1623200370</b> <i>For reference:</i> 91.401 022256205A 022256205B	914 914/4	1.7-1.8 2.0	01/69-02/76 01/72-12/75	Fitting Position: Left Operating Mode: Mechanical Material: Steel Surface: Painted
 Heat control box, right	<b>1623200380</b> <i>For reference:</i> 91.402 022256206A 022256206B	914 914/4	1.7-1.8 2.0	01/69-02/76 01/72-12/75	Fitting Position: Right Operating Mode: Mechanical Material: Steel Surface: Painted






Description	Item no.	Application	Engine	Year	Criteria / Information
 <p>Mounting kit</p>	<p><b>1121700710</b>  <i>For reference:</i>                      VW-35208                      021298001                      021298001A</p>	<p>914                      VW T.2                      VW T.2 (T25)                      VW T.2 (T25)</p>	<p>1.7-1.8                      1.7-2.0                      1.9 (DF DG)                      2.0 (51 kW)</p>	<p>01/69-02/76                      08/71-07/79                      02/80-01/86                      05/79-04/86</p>	<p>Exhaust System: for rear                      silencer</p>



Description	Item no.	Application	Engine	Year	Criteria / Information
 <p>Front pipe, Stainless Steel 304, polished</p>	<b>1620200400</b> <i>For reference:</i> 92.401S 477253101G 477253101Q	924	2.0 (XK)	11/75-07/82	Fitting Position: Front Material: Stainless Steel Surface: Blank
 <p>Intermediate exhaust, Stainless Steel. With TÜV/EEC approval</p>	<b>1620500100</b> <i>For reference:</i> 92.445S 94411198500 94411198501 94411198903	924S (118 kW) 944/944S	2.5 2.5-2.7	08/87-07/88 01/85-08/89	Material: Stainless Steel
 <p>Intermediate exhaust</p>	<b>1120501500</b> <i>For reference:</i> VW-35291 443253119A 443253119B 443253119F 477253121A	924	2.0	01/78-12/85	
 <p>Exhaust, Sport, rear, Stainless Steel. With TÜV/EEC approval</p>	<b>1620606006</b> <i>For reference:</i> 92.440S 94411108301	924S 944 944	2.5 2.5 2.7	09/85-07/88 06/81-12/90 11/88-08/89	Material: Stainless Steel Surface: Blank
 <p>Rear exhaust (original), Stainless Steel</p>	<b>1620608306</b> <i>For reference:</i> 92.403BS 477253125 477253125K 477253125S	924	2.0	11/75-07/85	Specification: OE Material: Stainless Steel
 <p>Rear exhaust, sport, Stainless Steel</p>	<b>1620608606</b> <i>For reference:</i> 92.442S 94411104103	924S (118 kW) 944 S2 (118 kW) 944 S2 (155 kW)	2.5 2.5 3.0	08/87-07/88 08/87-12/90 12/88-07/91	Material: Stainless Steel Surface: Blank



Description	Item no.	Application	Engine	Year	Criteria / Information
 <p>Intermediate exhaust, Stainless Steel. With TÜV/EEC approval</p>	<b>1620500100</b> <i>For reference:</i> 92.445S 94411198500 94411198501 94411198903	924S (118 kW) 944/944S	2.5 2.5-2.7	08/87-07/88 01/85-08/89	Material: Stainless Steel
 <p>Exhaust, Sport, rear, Stainless Steel. With TÜV/EEC approval</p>	<b>1620606006</b> <i>For reference:</i> 92.440S 94411108301	924S 944 944	2.5 2.5 2.7	09/85-07/88 06/81-12/90 11/88-08/89	Material: Stainless Steel Surface: Blank
 <p>Rear exhaust, sport, Stainless Steel</p>	<b>1620608606</b> <i>For reference:</i> 92.442S 94411104103	924S (118 kW) 944 S2 (118 kW) 944 S2 (155 kW)	2.5 2.5 3.0	08/87-07/88 08/87-12/90 12/88-07/91	Material: Stainless Steel Surface: Blank












Description	Item no.	Application	Engine	Year	Criteria / Information
 <p>Racing exhaust system</p>	<b>162000610</b> <i>For reference:</i> 92.291	911	2.0-2.7	01/63-07/73	Equipment Variant: Competition Surface: Painted Quantity Unit: Kit
 <p>Racing header set without heating function, with pipes, Stainless Steel</p>	<b>1620101010</b> <i>For reference:</i> 91.022S	911	2.0-3.2	01/63-07/89	Heating / Cooling: without heating Material: Stainless Steel Quantity Unit: Set
 <p>Connecting tubes, racing heat exchanger to standard exhaust</p>	<b>1620400110</b> <i>For reference:</i> 91.021S	911	2.0-2.7	01/63-07/75	Fitting Position: Left Rear Fitting Position: Right Rear Exhaust System: for rear silencer Quantity Unit: Pair Material: Stainless Steel
 <p>Racing heat exchanger to exhaust tubes (2 pcs.)</p>	<b>1620401110</b> <i>For reference:</i> 92.213	911 S 911 S (mech. injection) 911 S (mech. injection) 911 T/E/S (not mech. injection) 911/911 S/911 Carrera	2.4 2.4 2.7 2.0-2.4 2.7	08/71-07/73 08/71-07/73 08/73-07/75 01/63-07/73 08/73-07/75	Equipment Variant: Competition tubes Fitting Position: Centre Exhaust System: for rear silencer Quantity Unit: Set Surface: Painted
 <p>Exhaust, Sport, single 70 mm outlet pipe, Stainless Steel, polished with TÜV/EEC approval</p>	<b>1620603400</b> <i>For reference:</i> 92.510S 91111101105 91111102500	911 S (mech. injection) 911 T/E/S (not mech.injection)	2.4 2.0-2.4	08/71-07/73 01/63-07/73	Exhaust System: Single tailpipe Pipe Ø [mm]: 70 Material: Stainless Steel Surface: Blank
 <p>Exhaust, Sport, dual 70 mm outlet pipes, Stainless Steel, polished. With TÜV/EEC approval</p>	<b>1620604000</b> <i>For reference:</i> 92.510SD 91111101105 91111102500	911 S (mech. injection) 911 T/E/S (not mech.injection)	2.4 2.0-2.4	08/71-07/73 01/63-07/73	Exhaust System: Double End Pipe Pipe Ø [mm]: 70 Material: Stainless Steel Surface: Blank








Description	Item no.	Application	Engine	Year	Criteria / Information
 Exhaust, Sport, rear. With TÜV/EEC approval	<b>1620605300</b> For reference: 92.510	911 S (mech. injection) 911 T/E/S (not mech. injection)	2.4 2.0-2.4	08/71-07/73 01/63-07/73	Exhaust System: Single tailpipe Pipe Ø [mm]: 70 Surface: Painted
 Exhaust, Sport, rear, dual outlet, Stainless Steel, polished	<b>1620605700</b> For reference: 92.510DUALS	911 S (mech. injection) 911 T/E/S (not mech. injection) 911/911 S/911 Carrera	2.4 2.0-2.4 2.7	08/71-07/73 01/63-07/73 08/73-07/75	Exhaust System: Double End Pipe Pipe Ø [mm]: 50 Length [mm]: 230 Material: Stainless Steel Surface: Blank
 Exhaust, Sport, rear, dual outlet	<b>1620605800</b> For reference: 92.510DUAL	911 S (mech. injection) 911 T/E/S (not mech. injection) 911/911 S/911 Carrera	2.4 2.0-2.4 2.7	08/71-07/73 01/63-07/73 08/73-07/75	Exhaust System: Double End Pipe Pipe Ø [mm]: 50 Length [mm]: 230 Surface: Painted
 Racing exhaust, no street use	<b>1620607000</b> For reference: 92.212	911 S 911 S (mech. injection) 911 S (mech. injection) 911 T/E/S (not mech. injection) 911/911 S/911 Carrera	2.4 2.4 2.7 2.0-2.4 2.7	08/71-07/73 08/71-07/73 08/73-07/75 01/63-07/73 08/73-07/75	Equipment Variant: Competition exhaust Exhaust System: Double End Pipe Pipe Ø [mm]: 70 Surface: Painted
 Rear exhaust. With TÜV/EEC approval	<b>1620607600</b> For reference: 92.210 90111101105 91111102500	911 S (mech. injection) 911 T/E/S (not mech.injection)	2.4 2.0-2.4	08/71-07/73 01/63-12/73	Exhaust System: Single tailpipe Pipe Ø [mm]: 60 Surface: Painted
 Rear exhaust, Stainless Steel, polished. With TÜV/EEC approval	<b>1620607800</b> For reference: 92.210S 90111101105 91111102500	911 S (mech. injection) 911 T/E/S (not mech.injection)	2.4 2.0-2.4	08/71-07/73 01/63-07/73	Exhaust System: Single tailpipe Pipe Ø [mm]: 60 Material: Stainless Steel Surface: Blank
 Rear exhaust, Stainless Steel, grey painted. With TÜV/EEC approval	<b>1620609000</b> For reference: 92.210OE 90111101105 91111102500	911 S (mech. injection) 911 T/E/S (not mech.injection)	2.4 2.0-2.4	08/71-07/73 01/63-07/73	Specification: OE Exhaust System: Single tailpipe Pipe Ø [mm]: 60 Material: Stainless Steel Surface: Painted
 Exhaust, Sport, rear, dual outlet	<b>1620610000</b> For reference: 92.520DUAL	911 S (mech. injection) 911 T/E/S (not mech. injection)	2.4 2.0-2.4	08/71-07/73 01/63-07/73	Exhaust System: Double End Pipe Diameter [mm]: 76 Surface: Painted
 Exhaust, Sport, dual 60 mm outlet pipes	<b>1620610700</b> For reference: 92.515DUAL	911 S (mech. injection) 911 T/E/S (not mech. injection) 911/911 S/911 Carrera	2.4 2.0-2.4 2.7	08/71-07/73 01/63-07/73 08/73-07/75	Exhaust System: Double End Pipe Pipe Ø [mm]: 60 Surface: Painted
 Rear exhaust, stainless steel. With TÜV/EEC approval	<b>1620611200</b> For reference: 92.210SSI 90111101105 91111110200	911 S (mech. injection) 911 T/E/S (not mech.injection)	2.4 2.0-2.4	08/71-07/73 01/63-12/73	Exhaust System: Single tailpipe Pipe Ø [mm]: 60 Material: Stainless Steel
 Exhaust, Sport, rear, dual outlet, racing sound	<b>1620611900</b> For reference: 92.513DUAL	911 S (mech. injection) 911 T/E/S (not mech. injection) 911/911 S/911 Carrera	2.4 2.0-2.4 2.7	08/71-07/73 01/63-07/73 08/73-07/75	Equipment Variant: Racing sound Exhaust System: Double End Pipe Pipe Ø [mm]: 50 Surface: Painted










Description	Item no.	Application	Engine	Year	Criteria / Information
 <p>RSR street/racing exhaust. OE outlet or 2 racing outlets, Ø63.5 mm. Bolt on inlet with flanges</p>	<b>1620612100</b> <i>For reference:</i> 92.212B	911 S (mech. injection) 911 T/E/S (not mech.injection)	2.4 2.0-2.4	08/71-07/73 01/63-12/73	Equipment Variant: RSR street/racing Exhaust System: Double End Pipe Exhaust System: Single tailpipe Surface: Painted Equipment Variant: Bolt on inlet flange
 <p>Rear exhaust, with dual center outlet pipes, "GT3" style, Ø63 mm</p>	<b>1620612200</b> <i>For reference:</i> 91.410	911 914/6	2.0-2.4 2.0	01/63-07/73 11/69-12/73	Version: GT3 Style Exhaust System: Double End Pipe
 <p>Picture not available</p> <p>Rear exhaust. With dual center outlet pipes, "GT3" style, Ø63 mm, stainless steel</p>	<b>1620612400</b> <i>For reference:</i> 91.410SSI	911 914/6	2.0-2.4 2.0	01/63-07/73 11/69-12/73	Version: GT3 Style Exhaust System: Double End Pipe Material: Stainless Steel
 <p>Exhaust racing tubes without heating function, left. Replacing 91.011</p>	<b>1620800470</b> <i>For reference:</i> 91.014	911 S 911 S (mech. injection) 911 S (mech. injection) 911 T/E/S (not mech.injection) 911/911 S/911 Carrera	2.4 2.4 2.7 2.0-2.4 2.7	08/71-07/73 08/71-07/73 08/73-08/75 01/63-07/73 08/73-07/77	Equipment Variant: Racing header Fitting Position: Left Heating / Cooling: without heating Pipe Ø [mm]: 38 Material: Chrome steel Surface: Painted
 <p>Exhaust racing tubes without heating function, right. Replacing 91.012</p>	<b>1620800480</b> <i>For reference:</i> 91.015	911 S 911 S (mech. injection) 911 S (mech. injection) 911 T/E/S (not mech.injection) 911/911 S/911 Carrera	2.4 2.4 2.7 2.0-2.4 2.7	08/71-07/73 08/71-07/73 08/73-08/75 01/63-07/73 08/73-07/77	Equipment Variant: Racing header Fitting Position: Right Heating / Cooling: without heating Pipe Ø [mm]: 38 Material: Chrome steel Surface: Painted
 <p>Racing exhaust with bolt-on inlet flanges. Heat resistant paint, up to 450°C. Tail pipes diameter Ø63.50 mm</p>	<b>1620801700</b> <i>For reference:</i> 92.212A	911 S (mech. injection) 911 T/E/S (not mech.injection)	2.4 2.0-2.4	08/71-07/73 01/63-12/73	Equipment Variant: Racing type Exhaust System: Double End Pipe Equipment Variant: Bolt-On inlet flange Surface: Painted
 <p>Picture not available</p> <p>Racing exhaust with bolt-on inlet flanges. Stainless steel. Tail pipes diameter Ø63.50 mm</p>	<b>1620801800</b> <i>For reference:</i> 92.212ASSI	911 S (mech. injection) 911 T/E/S (not mech.injection)	2.4 2.0-2.4	08/71-07/73 01/63-12/73	Equipment Variant: Racing type Exhaust System: Double End Pipe Equipment Variant: Bolt-On inlet flange Material: Stainless Steel






Description	Item no.	Application	Engine	Year	Criteria / Information
 <p>Exhaust racing heat exchanger without heating function, Ø45 mm outside, Stainless Steel, left. Modification can be needed</p>	<b>1623101970</b> <i>For reference:</i> 91.019S	911 S 911 S (mech. injection) 911 S (mech. injection) 911 T/E/S (not mech. injection) 911/911 S/911 Carrera	2.4 2.4 2.7 2.0-2.4 2.7	08/71-07/73 08/71-07/73 08/73-07/75 01/63-07/73 08/73-07/75	Fitting Position: Left Version: Competition header Heating / Cooling: without heating Material: Stainless Steel
 <p>Exhaust racing heat exchanger without heating function, Ø45 mm outside, Stainless Steel, right. Modification can be needed</p>	<b>1623101980</b> <i>For reference:</i> 91.020S	911 S 911 S (mech. injection) 911 S (mech. injection) 911 T/E/S (not mech. injection) 911/911 S/911 Carrera	2.4 2.4 2.7 2.0-2.4 2.7	08/71-07/73 08/71-07/73 08/73-07/75 01/63-07/73 08/73-07/75	Fitting Position: Right Version: Competition header Heating / Cooling: without heating Material: Stainless Steel
 <p>Heat exchanger, left</p>	<b>1623102370</b> <i>For reference:</i> 91.011 91121102160	911 T (not mech. injection) 911/911 S/911 Carrera	2.0-2.4 2.7	01/63-07/73 08/73-07/75	Fitting Position: Left Surface: Painted
 <p>Heat exchanger, right</p>	<b>1623102380</b> <i>For reference:</i> 91.012 91121102210	911 E/S (mech. injection) 911 T (not mech. injection) 911/911 S/911 Carrera	2.4 2.0-2.4 2.7	08/71-07/73 01/63-07/73 08/73-07/75	Fitting Position: Right Surface: Painted
 <p>Heat exchanger, Stainless Steel, left</p>	<b>1623102570</b> <i>For reference:</i> 91.011S 91121102160	911 T (not mech. injection) 911/911 S/911 Carrera	2.0-2.4 2.7	01/63-07/73 08/73-07/75	Fitting Position: Left Material: Stainless Steel



Description	Item no.	Application	Engine	Year	Criteria / Information
 Heat exchanger, Stainless Steel, right	<b>1623102580</b> <i>For reference:</i> 91.012S 91121102210	911 E/S (mech. injection) 911 T (not mech.injection) 911/91 S/911 Carrera	2.4 2.0-2.4 2.7	08/71-07/73 01/63-07/73 08/73-07/75	Fitting Position: Right Material: Stainless Steel
 Heat exchanger, left	<b>1623102670</b> <i>For reference:</i> 91.013 91121102114	911 E/S (mech. injection)	2.4-2.7	08/71-07/76	Fitting Position: Left Surface: Painted Injection System: K-Jetronic
 Heat exchanger, Stainless Steel, left	<b>1623102770</b> <i>For reference:</i> 91.013S 91121102114	911 E/S (mech. injection)	2.3-2.7	08/71-07/76	Fitting Position: Left Material: Stainless Steel Injection System: K-Jetronic
 Heat exchanger set, stainless steel, left/right, SSI	<b>1623104910</b> <i>For reference:</i> 91.911SSI	911 (carb.) Europe 911 (carb.) USA 911 (inj.) Europe 911 (inj.) USA 911 Europe 911 Europe 911 USA Federal 911 USA Federal	2.0 2.0-2.4 2.0-2.4 2.0-2.4 2.7 3.0 2.7 3.0	01/63-07/73 08/65-07/71 08/68-07/71 08/68-07/71 08/73-07/75 08/77-07/83 08/74-07/75 08/77-07/78	Fitting Position: Left and right Material: Stainless Steel Quantity Unit: Set
 Heat exchanger set, stainless steel, left/right, SSI	<b>1623105010</b> <i>For reference:</i> 91.913SSI	911 (inj.) Europe 911 (inj.) USA 911 Carrera Europe	2.4 2.2-2.4 2.7	08/71-07/73 08/71-07/73 08/73-07/75	Fitting Position: Left and right Material: Stainless Steel Quantity Unit: Set
 Heat exchanger set, stainless steel, left/right, SSI. IMPORTANT: Major modification needed on engine tin ware when installing on 3,2 l engines.	<b>1623105310</b> <i>For reference:</i> 91.936SSI	911 (Conversion)	3.6	01/63-07/89	Fitting Position: Left and right Material: Stainless Steel Quantity Unit: Set
 Heat control box, left	<b>1623200270</b> <i>For reference:</i> 90.001 90121100722	911 Carrera 911 S (mech. injection) 911 SC Turbo 911 SC/911 Carrera 911 T/E/S (not mech.injection) 911/911 S/911 Carrera 912	3.2 2.4 3.3 2.7-3.0 2.0-2.4 2.7 1.6	08/83-07/86 08/71-07/73 08/78-07/86 08/75-07/83 01/63-07/73 08/73-07/75 01/65-12/69	Fitting Position: Left Short Version: Operating Mode: Mechanical Material: Steel Surface: Painted







Description	Item no.	Application	Engine	Year	Criteria / Information
 <p>Heat control box, right</p>	<b>1623200280</b> <i>For reference:</i> 90.002 90121100822	911 Carrera 911 S (mech. injection) 911 SC Turbo 911 SC/911 Carrera 911 T/E/S (not mech.injection) 911/911 S/911 Carrera 912	3.2 2.4 3.3 2.7-3.0 2.0-2.4  2.7 1.6	08/83-07/86 08/71-07/73 08/78-07/86 08/75-07/83 01/63-07/73  08/73-07/75 01/65-12/69	Fitting Position: Right Short Version: Operating Mode: Mechanical Material: Steel Surface: Painted
 <p>Heat control box, Stainless Steel, left, SSI</p>	<b>1623200670</b> <i>For reference:</i> 90.001SSI 90121100722	911 Carrera 911 S (mech. injection) 911 SC Turbo 911 SC/911 Carrera 911 T/E/S (not mech.injection) 911/911 S/911 Carrera 912	3.2 2.4 3.3 2.7-3.0 2.0-2.4  2.7 1.6	08/83-07/86 08/71-07/73 08/78-07/86 08/75-07/83 01/63-07/73  08/73-07/75 01/65-12/69	Fitting Position: Left Short Version: Operating Mode: Mechanical Material: Stainless Steel
 <p>Heat control box, Stainless Steel, right, SSI</p>	<b>1623200680</b> <i>For reference:</i> 90.002SSI 90121100822	911 Carrera 911 S (mech. injection) 911 SC Turbo 911 SC/911 Carrera 911 T/E/S (not mech.injection) 911/911 S/911 Carrera 912	3.2 2.4 3.3 2.7-3.0 2.0-2.4  2.7 1.6	08/83-07/86 08/71-07/73 08/78-07/86 08/75-07/83 01/63-07/73  08/73-07/75 01/65-12/69	Fitting Position: Right Short Version: Operating Mode: Mechanical Material: Stainless Steel





Description	Item no.	Application	Engine	Year	Criteria / Information
 Exhaust tip, black	<b>1620700400</b> <i>For reference:</i> 91111124500	911 Carrera 911 S (mech. injection) 911 SC/911 Carrera 911 T/E/S (not mech.injection) 911/911 S/911 Carrera	3.2 2.4 2.7-3.0 2.0-2.4 2.7	08/83-07/89 08/71-07/73 08/75-07/83 01/63-07/73 08/73-07/75	Fitting Position: Rear Colour: Black Surface: Painted Exhaust System: for rear silencer Exhaust System: Round tailpipe type
 Exhaust tip, chrome	<b>1620700500</b> <i>For reference:</i> 90111124500 90111124501	911 Carrera 911 S (mech. injection) 911 SC/911 Carrera 911 T/E/S (not mech.injection) 911/911 S/911 Carrera 914/6	3.2 2.4 2.7-3.0 2.0-2.4 2.7-3.0 2.0	08/83-07/89 08/71-07/73 08/75-07/83 01/63-07/73 08/73-07/75 11/69-12/73	Fitting Position: Rear Surface: Chromed Exhaust System: for rear silencer Exhaust System: Round tailpipe type



Description	Item no.	Application	Engine	Year	Criteria / Information
 <p>Mounting kit for heat exchanger, 4 gaskets, nuts &amp; bolts</p>	<p><b>1621701410</b>  <i>For reference:</i>            91.011KIT</p>	<p>911 E/S (mech. injection)            911 T (not mech.injection)            911/911S/911 Carrera</p>	<p>2.3-2.7            2.0-2.4            2.7</p>	<p>08/71-07/76            01/63-07/73            08/73-07/75</p>	
 <p>Picture not available</p> <p>Mounting kit for rear exhaust</p>	<p><b>1621701810</b>  <i>For reference:</i>            92.210KIT</p>	<p>911 (conversion)            911 S (mech. injection)            911 T/E/S (not mech.injection)            911/911 S/911 Carrera</p>	<p>3.0            2.4            2.0-2.4            2.7</p>	<p>08/75-07/83            08/71-07/73            01/63-12/73            08/73-07/75</p>	



Description	Item no.	Application	Engine	Year	Criteria / Information
 <p>Exhaust conversion set, free-flow, with loose 84 mm tail pipes</p>	<b>1620000110</b> <i>For reference:</i> 92.289SD	911	2.7-3.0	08/73-07/83	Quantity Unit: Kit Heating / Cooling: with heating Exhaust System: Double End Pipe Material: Stainless Steel Surface: Blank
 <p>Exhaust conversion set, free-flow, with loose 84 mm tail pipe (built-in modification needed)</p>	<b>1620000310</b> <i>For reference:</i> 92.289S	911	2.7-3.0	08/73-07/83	Material: Stainless Steel Surface: Blank Number of Inlets / Outlets: 2/1 Quantity Unit: Set
 <p>Racing header set without heating function, with pipes, Stainless Steel</p>	<b>1620101010</b> <i>For reference:</i> 91.022S	911	2.0-3.2	01/63-07/89	Heating / Cooling: without heating Material: Stainless Steel Quantity Unit: Set
 <p>Connecting tubes, racing heat exchanger to standard exhaust</p>	<b>1620400110</b> <i>For reference:</i> 91.021S	911	2.0-2.7	01/63-07/75	Fitting Position: Left Rear Fitting Position: Right Rear Exhaust System: for rear silencer Quantity Unit: Pair Material: Stainless Steel
 <p>Racing heat exchanger to exhaust tubes (2 pcs.)</p>	<b>1620401110</b> <i>For reference:</i> 92.213	911 S 911 S (mech. injection) 911 S (mech. injection) 911 T/E/S (not mech. injection) 911/911 S/911 Carrera	2.4 2.4 2.7 2.0-2.4 2.7	08/71-07/73 08/71-07/73 08/73-07/75 01/63-07/73 08/73-07/75	Equipment Variant: Competition tubes Fitting Position: Centre Exhaust System: for rear silencer Quantity Unit: Set Surface: Painted










Description	Item no.	Application	Engine	Year	Criteria / Information
 Exhaust, Sport, single 70 mm outlet pipe, Stainless Steel, polished with TÜV/EEC approval	<b>1620603500</b> For reference: 92.511S 91111102501	911/911 S/911 Carrera	2.7	08/73-07/75	Exhaust System: Single tailpipe Pipe Ø [mm]: 70 Material: Stainless Steel Surface: Blank
 Exhaust, Sport, dual 70 mm outlet pipes, Stainless Steel, polished with TÜV/EEC approval	<b>1620604100</b> For reference: 92.511SD 91111102501	911/911 S/911 Carrera	2.7	08/73-07/75	Exhaust System: Double End Pipe Pipe Ø [mm]: 70 Material: Stainless Steel Surface: Blank
 Exhaust, Sport, rear. With TÜV/EEC approval	<b>1620605400</b> For reference: 92.511	911/911 S/911 Carrera	2.7	08/73-07/75	Exhaust System: Single tailpipe Pipe Ø [mm]: 70 Surface: Painted
 Exhaust, Sport, rear, dual outlet, Stainless Steel, polished	<b>1620605700</b> For reference: 92.510DUALS	911 S (mech. injection) 911 T/E/S (not mech. injection) 911/911 S/911 Carrera	2.4 2.0-2.4 2.7	08/71-07/73 01/63-07/73 08/73-07/75	Exhaust System: Double End Pipe Pipe Ø [mm]: 50 Length [mm]: 230 Material: Stainless Steel Surface: Blank
 Exhaust, Sport, rear, dual outlet	<b>1620605800</b> For reference: 92.510DUAL	911 S (mech. injection) 911 T/E/S (not mech. injection) 911/911 S/911 Carrera	2.4 2.0-2.4 2.7	08/71-07/73 01/63-07/73 08/73-07/75	Exhaust System: Double End Pipe Pipe Ø [mm]: 50 Length [mm]: 230 Surface: Painted
 Racing exhaust, no street use	<b>1620607000</b> For reference: 92.212	911 S 911 S (mech. injection) 911 S (mech. injection) 911 T/E/S (not mech. injection) 911/911 S/911 Carrera	2.4 2.4 2.7 2.0-2.4 2.7	08/71-07/73 08/71-07/73 08/73-07/75 01/63-07/73 08/73-07/75	Equipment Variant: Competition exhaust Exhaust System: Double End Pipe Pipe Ø [mm]: 70 Surface: Painted
 Rear exhaust. With TÜV/EEC approval	<b>1620607900</b> For reference: 92.211 91111102501	911 (conversion) 911/911 S/911 Carrera	3.0 2.7	08/75-07/83 08/73-07/75	Exhaust System: Single tailpipe Pipe Ø [mm]: 60 Surface: Painted Equipment Variant: Stainless tip
 Rear exhaust, Stainless Steel, polished. With TÜV/EEC approval	<b>1620608400</b> For reference: 92.211S 91111102501	911 (conversion) 911/911 S/911 Carrera	3.0 2.7	08/75-07/83 08/73-07/75	Exhaust System: Single tailpipe Pipe Ø [mm]: 60 Material: Stainless Steel Surface: Blank
 Rear exhaust, Stainless Steel, grey painted. With TÜV/EEC approval	<b>1620609100</b> For reference: 92.211OE 91111102501	911 (conversion) 911/911 S/911 Carrera	3.0 2.7	08/75-07/83 08/73-07/75	Specification: OE Exhaust System: Single tailpipe Pipe Ø [mm]: 60 Material: Stainless Steel Surface: Painted
 Rear exhaust, stainless steel. With TÜV/EEC approval	<b>1620611300</b> For reference: 92.211SSI 91111102501	911 (conversion) 911/911 S/911 Carrera	3.0 2.7	08/75-07/83 08/73-07/75	Exhaust System: Single tailpipe Pipe Ø [mm]: 60 Material: Stainless Steel Surface: Blank
 Exhaust, Sport, rear, dual outlet, racing sound	<b>1620611900</b> For reference: 92.513DUAL	911 S (mech. injection) 911 T/E/S (not mech. injection) 911/911 S/911 Carrera	2.4 2.0-2.4 2.7	08/71-07/73 01/63-07/73 08/73-07/75	Equipment Variant: Racing sound Exhaust System: Double End Pipe Pipe Ø [mm]: 50 Surface: Painted



Description	Item no.	Application	Engine	Year	Criteria / Information
 <p>Exhaust racing tubes without heating function, left. Replacing 91.011</p>	<b>1620800470</b> <i>For reference:</i> 91.014	911 S 911 S (mech. injection) 911 S (mech. injection) 911 T/E/S (not mech.injection) 911/911 S/911 Carrera	2.4 2.4 2.7 2.0-2.4 2.7	08/71-07/73 08/71-07/73 08/73-08/75 01/63-07/73 08/73-07/77	Equipment Variant: Racing header Fitting Position: Left Heating / Cooling: without heating Pipe Ø [mm]: 38 Material: Chrome steel Surface: Painted
 <p>Exhaust racing tubes without heating function, right. Replacing 91.012</p>	<b>1620800480</b> <i>For reference:</i> 91.015	911 S 911 S (mech. injection) 911 S (mech. injection) 911 T/E/S (not mech.injection) 911/911 S/911 Carrera	2.4 2.4 2.7 2.0-2.4 2.7	08/71-07/73 08/71-07/73 08/73-08/75 01/63-07/73 08/73-07/77	Equipment Variant: Racing header Fitting Position: Right Heating / Cooling: without heating Pipe Ø [mm]: 38 Material: Chrome steel Surface: Painted
 <p>Exhaust racing heat exchanger without heating function, Ø45 mm outside, Stainless Steel, left. Modification can be needed</p>	<b>1623101970</b> <i>For reference:</i> 91.019S	911 S 911 S (mech. injection) 911 S (mech. injection) 911 T/E/S (not mech. injection) 911/911 S/911 Carrera	2.4 2.4 2.7 2.0-2.4 2.7	08/71-07/73 08/71-07/73 08/73-07/75 01/63-07/73 08/73-07/75	Fitting Position: Left Version: Competition header Heating / Cooling: without heating Material: Stainless Steel
 <p>Exhaust racing heat exchanger without heating function, Ø45 mm outside, Stainless Steel, right. Modification can be needed</p>	<b>1623101980</b> <i>For reference:</i> 91.020S	911 S 911 S (mech. injection) 911 S (mech. injection) 911 T/E/S (not mech. injection) 911/911 S/911 Carrera	2.4 2.4 2.7 2.0-2.4 2.7	08/71-07/73 08/71-07/73 08/73-07/75 01/63-07/73 08/73-07/75	Fitting Position: Right Version: Competition header Heating / Cooling: without heating Material: Stainless Steel
 <p>Heat exchanger, left</p>	<b>1623102370</b> <i>For reference:</i> 91.011 91121102160	911 T (not mech. injection) 911/911 S/911 Carrera	2.0-2.4 2.7	01/63-07/73 08/73-07/75	Fitting Position: Left Surface: Painted
 <p>Heat exchanger, right</p>	<b>1623102380</b> <i>For reference:</i> 91.012 91121102210	911 E/S (mech. injection) 911 T (not mech.injection) 911/911 S/911 Carrera	2.4 2.0-2.4 2.7	08/71-07/73 01/63-07/73 08/73-07/75	Fitting Position: Right Surface: Painted




Description	Item no.	Application	Engine	Year	Criteria / Information
 Heat exchanger, Stainless Steel, left	<b>1623102570</b> <i>For reference:</i> 91.011S 91121102160	911 T (not mech.injection) 911/911 S/911 Carrera	2.0-2.4 2.7	01/63-07/73 08/73-07/75	Fitting Position: Left Material: Stainless Steel
 Heat exchanger, Stainless Steel, right	<b>1623102580</b> <i>For reference:</i> 91.012S 91121102210	911 E/S (mech. injection) 911 T (not mech.injection) 911/91 S/911 Carrera	2.4 2.0-2.4 2.7	08/71-07/73 01/63-07/73 08/73-07/75	Fitting Position: Right Material: Stainless Steel
 Heat exchanger, left	<b>1623102670</b> <i>For reference:</i> 91.013 91121102114	911 E/S (mech. injection)	2.4-2.7	08/71-07/76	Fitting Position: Left Surface: Painted Injection System: K-Jetronic
 Heat exchanger, Stainless Steel, left	<b>1623102770</b> <i>For reference:</i> 91.013S 91121102114	911 E/S (mech. injection)	2.3-2.7	08/71-07/76	Fitting Position: Left Material: Stainless Steel Injection System: K-Jetronic
 Heat exchanger set, stainless steel, left/right, SSI	<b>1623104910</b> <i>For reference:</i> 91.911SSI	911 (carb.) Europe 911 (carb.) USA 911 (inj.) Europe 911 (inj.) USA 911 Europe 911 Europe 911 USA Federal 911 USA Federal	2.0 2.0-2.4 2.0-2.4 2.0-2.4 2.7 2.7 3.0 2.7 3.0	01/63-07/73 08/65-07/71 08/68-07/71 08/68-07/71 08/73-07/75 08/77-07/83 08/74-07/75 08/77-07/78	Fitting Position: Left and right Material: Stainless Steel Quantity Unit: Set
 Heat exchanger set, stainless steel, left/right, SSI	<b>1623105010</b> <i>For reference:</i> 91.913SSI	911 (inj.) Europe 911 (inj.) USA 911 Carrera Europe	2.4 2.2-2.4 2.7	08/71-07/73 08/71-07/73 08/73-07/75	Fitting Position: Left and right Material: Stainless Steel Quantity Unit: Set
 Heat exchanger set, stainless steel, left/right, SSI. <b>IMPORTANT:</b> Major modification needed on engine tin ware when installing on 3,2 l engines.	<b>1623105310</b> <i>For reference:</i> 91.936SSI	911 (Conversion)	3.6	01/63-07/89	Fitting Position: Left and right Material: Stainless Steel Quantity Unit: Set





Description	Item no.	Application	Engine	Year	Criteria / Information
 <p>Heat control box, left</p>	<b>1623200270</b> <i>For reference:</i> 90.001 90121100722	911 Carrera 911 S (mech. injection) 911 SC Turbo 911 SC/911 Carrera 911 T/E/S (not mech.injection) 911/911 S/911 Carrera 912	3.2 2.4 3.3 2.7-3.0 2.0-2.4  2.7 1.6	08/83-07/86 08/71-07/73 08/78-07/86 08/75-07/83 01/63-07/73  08/73-07/75 01/65-12/69	Fitting Position: Left Short Version: Operating Mode: Mechanical Material: Steel Surface: Painted
 <p>Heat control box, right</p>	<b>1623200280</b> <i>For reference:</i> 90.002 90121100822	911 Carrera 911 S (mech. injection) 911 SC Turbo 911 SC/911 Carrera 911 T/E/S (not mech.injection) 911/911 S/911 Carrera 912	3.2 2.4 3.3 2.7-3.0 2.0-2.4  2.7 1.6	08/83-07/86 08/71-07/73 08/78-07/86 08/75-07/83 01/63-07/73  08/73-07/75 01/65-12/69	Fitting Position: Right Short Version: Operating Mode: Mechanical Material: Steel Surface: Painted
 <p>Heat control box, Stainless Steel, left, SSI</p>	<b>1623200670</b> <i>For reference:</i> 90.001SSI 90121100722	911 Carrera 911 S (mech. injection) 911 SC Turbo 911 SC/911 Carrera 911 T/E/S (not mech.injection) 911/911 S/911 Carrera 912	3.2 2.4 3.3 2.7-3.0 2.0-2.4  2.7 1.6	08/83-07/86 08/71-07/73 08/78-07/86 08/75-07/83 01/63-07/73  08/73-07/75 01/65-12/69	Fitting Position: Left Short Version: Operating Mode: Mechanical Material: Stainless Steel
 <p>Heat control box, Stainless Steel, right, SSI</p>	<b>1623200680</b> <i>For reference:</i> 90.002SSI 90121100822	911 Carrera 911 S (mech. injection) 911 SC Turbo 911 SC/911 Carrera 911 T/E/S (not mech.injection) 911/911 S/911 Carrera 912	3.2 2.4 3.3 2.7-3.0 2.0-2.4  2.7 1.6	08/83-07/86 08/71-07/73 08/78-07/86 08/75-07/83 01/63-07/73  08/73-07/75 01/65-12/69	Fitting Position: Right Short Version: Operating Mode: Mechanical Material: Stainless Steel
 <p>Connecting piece, heat control box</p>	<b>1623250200</b> <i>For reference:</i> 90.009 91165911900	911	2.7-3.3	08/73-07/86	Pipe Connector: Clamp Sleeve Equipment Variant: For heat control box






Description	Item no.	Application	Engine	Year	Criteria / Information
 <p data-bbox="124 604 391 672">SSI Connecting piece, heat control box, stainless steel, SSI</p>	<p data-bbox="422 230 558 324"><b>1623250201</b>                      For reference:                      90.009SSI                      91165911900</p>	<p data-bbox="614 230 646 257">911</p>	<p data-bbox="874 230 949 257">2.7-3.3</p>	<p data-bbox="1134 230 1252 257">08/73-07/86</p>	<p data-bbox="1272 230 1508 347">Pipe Connector: Clamp Sleeve                      Equipment Variant: For heat control box                      Material: Stainless Steel</p>



Description	Item no.	Application	Engine	Year	Criteria / Information
 Exhaust tip, black	<b>1620700400</b> <i>For reference:</i> 91111124500	911 Carrera 911 S (mech. injection) 911 SC/911 Carrera 911 T/E/S (not mech.injection) 911/911 S/911 Carrera	3.2 2.4 2.7-3.0 2.0-2.4 2.7	08/83-07/89 08/71-07/73 08/75-07/83 01/63-07/73 08/73-07/75	Fitting Position: Rear Colour: Black Surface: Painted Exhaust System: for rear silencer Exhaust System: Round tailpipe type
 Exhaust tip, chrome	<b>1620700500</b> <i>For reference:</i> 90111124500 90111124501	911 Carrera 911 S (mech. injection) 911 SC/911 Carrera 911 T/E/S (not mech.injection) 911/911 S/911 Carrera 914/6	3.2 2.4 2.7-3.0 2.0-2.4 2.7-3.0 2.0	08/83-07/89 08/71-07/73 08/75-07/83 01/63-07/73 08/73-07/75 11/69-12/73	Fitting Position: Rear Surface: Chromed Exhaust System: for rear silencer Exhaust System: Round tailpipe type



Description	Item no.	Application	Engine	Year	Criteria / Information
 <p>Exhaust adaptor kit. Flange, gaskets and nuts. To be used when you want to install our "OE banana" style exhaust to your 3.6L engine if installed in a G-model 911 body.</p>	<b>1620650200</b> <i>For reference:</i> 92.255S	911 G model with 3.6 L engine	2.7-3.2	08/73-07/89	Exhaust System: for rear silencer Equipment Variant: Adaptor kit Equipment Variant: 2.7/3.2 to 3.6 eng. Material: Stainless Steel
 <p>Mounting kit for heat exchanger, 4 gaskets, nuts &amp; bolts</p>	<b>1621701410</b> <i>For reference:</i> 91.011KIT	911 E/S (mech. injection) 911 T (not mech.injection) 911/911S/911 Carrera	2.3-2.7 2.0-2.4 2.7	08/71-07/76 01/63-07/73 08/73-07/75	
 <p><b>Picture not available</b></p> <p>Mounting kit for rear exhaust</p>	<b>1621701810</b> <i>For reference:</i> 92.210KIT	911 (conversion) 911 S (mech. injection) 911 T/E/S (not mech.injection) 911/911 S/911 Carrera	3.0 2.4 2.0-2.4 2.7	08/75-07/83 08/71-07/73 01/63-12/73 08/73-07/75	












Description	Item no.	Application	Engine	Year	Criteria / Information
 <p>Exhaust conversion set, free-flow, with loose 84 mm tail pipes</p>	<b>1620000110</b> For reference: 92.289SD	911	2.7-3.0	08/73-07/83	Quantity Unit: Kit Heating / Cooling: with heating Exhaust System: Double End Pipe Material: Stainless Steel Surface: Blank
 <p>Exhaust conversion set, free-flow, with loose 84 mm tail pipe (built-in modification needed)</p>	<b>1620000310</b> For reference: 92.289S	911	2.7-3.0	08/73-07/83	Material: Stainless Steel Surface: Blank Number of Inlets / Outlets: 2/1 Quantity Unit: Set
 <p>Racing header set without heating function, with pipes, Stainless Steel</p>	<b>1620101010</b> For reference: 91.022S	911	2.0-3.2	01/63-07/89	Heating / Cooling: without heating Material: Stainless Steel Quantity Unit: Set
 <p>Pre-silencer without baffling, sport</p>	<b>1620200500</b> For reference: 92.300 93011118300	911 SC/Carrera	2.7-3.2	08/83-07/89	Equipment Variant: without baffling Surface: Painted
 <p>Pre-silencer without baffling, Sport, Stainless Steel, polished</p>	<b>1620200600</b> For reference: 92.300S 93011118300	911 SC/Carrera	2.7-3.2	08/83-07/89	Equipment Variant: without baffling Material: Stainless Steel
 <p>Catalytic converter, Sport, Stainless Steel, polished</p>	<b>1620301300</b> For reference: PO-92100S 93011323025	911	2.7-3.2	08/75-07/89	Material: Stainless Steel Surface: Blank
 <p>Connecting tubes, racing heat exchanger to standard exhaust</p>	<b>1620400110</b> For reference: 91.021S	911	2.0-2.7	01/63-07/75	Fitting Position: Left Rear Fitting Position: Right Rear Exhaust System: for rear silencer Quantity Unit: Pair Material: Stainless Steel










Description	Item no.	Application	Engine	Year	Criteria / Information
 <p>Connecting piece with triangle flange</p>	<b>1620400200</b> For reference: 92.102 93011115701	911 SC Turbo 911 SC/911 Carrera	3.3 2.7-3.0	09/77-07/89 08/75-07/83	Equipment Variant: compensating socket Exhaust System: for front silencer Fitting Position: Centre Surface: Painted
 <p>Connecting piece with triangle flange, Stainless Steel, polished</p>	<b>1620400400</b> For reference: 92.102S 93011115701	911 SC Turbo 911 SC/911 Carrera	3.3 2.7-3.0	09/77-07/89 08/75-07/83	Equipment Variant: compensating socket Exhaust System: for front silencer Fitting Position: Centre Material: Stainless Steel Surface: Blank
 <p>Intermediate pipe, Stainless Steel, polished</p>	<b>1620400800</b> For reference: 92.104S 93011116905	911 Carrera	3.2	08/83-07/89	Fitting Position: Centre Exhaust System: for front silencer Material: Stainless Steel Surface: Blank
 <p>Intermediate pipe</p>	<b>1620400900</b> For reference: 92.103 93011116302	911 SC Turbo 911 SC/911 Carrera	3.3 2.7-3.0	09/77-07/89 08/75-07/83	Equipment Variant: Cross over pipe Fitting Position: Centre Exhaust System: for front silencer Surface: Painted
 <p>Intermediate pipe, Stainless Steel, polished</p>	<b>1620401000</b> For reference: 92.103S 93011116302	911 SC Turbo 911 SC/911 Carrera	3.3 2.7-3.0	09/77-07/89 08/75-07/83	Equipment Variant: Cross over pipe Fitting Position: Centre Exhaust System: for front silencer Material: Stainless Steel Surface: Blank
 <p>Pre-silencer/intermediate exhaust. With TÜV/EEC approval</p>	<b>1620500200</b> For reference: 92.100 93011118301 93011118303	911 Carrera 911 SC/911 Carrera	3.2 2.7-3.0	08/83-07/89 08/75-07/83	Surface: Painted
 <p>Pre-silencer/intermediate exhaust, Stainless Steel, polished. With TÜV/EEC approval</p>	<b>1620500300</b> For reference: 92.100S 93011118301 93011118303	911 Carrera 911 SC/911 Carrera	3.2 2.7-3.0	08/83-07/89 08/75-07/83	Material: Stainless Steel Surface: Blank
 <p>Exhaust, Sport, dual 84 mm outlet pipes, Stainless Steel, polished. With TÜV/EEC approval</p>	<b>1620604400</b> For reference: 92.502SD 93011102200 93011104300	911 Carrera 911 SC/911 Carrera	3.2 2.7-3.0	08/83-07/89 08/75-07/83	Exhaust System: Double End Pipe Pipe Ø [mm]: 84 Material: Stainless Steel Surface: Blank





Description	Item no.	Application	Engine	Year	Criteria / Information
 Exhaust, Sport, rear. With TÜV/EEC approval	<b>1620606300</b> For reference: 92.501	911 Carrera 911 SC/911 Carrera/930	3.2 2.7-3.0	08/83-07/89 08/75-07/83	Exhaust System: Single tailpipe Pipe Ø [mm]: 70 Surface: Painted
 Exhaust, Sport, single 84 mm outlet pipe, Stainless Steel, polished. With TÜV/EEC approval	<b>1620606400</b> For reference: 92.502S 93011102200 93011104300	911 Carrera 911 SC/911 Carrera	3.2 2.7-3.0	08/83-07/89 08/75-07/83	Exhaust System: Single tailpipe Pipe Ø [mm]: 84 Material: Stainless Steel Surface: Blank
 Exhaust, Sport, single 84 mm loose outlet pipe, Stainless Steel, polished with TÜV/EEC approval	<b>1620606500</b> For reference: 92.502SL 93011102200SL 93011104300SL	911 Carrera 911SC/911 Carrera	3.2 2.7-3.0	08/83-07/89 08/75-07/83	Exhaust System: Single tailpipe Pipe Ø [mm]: 84 Equipment Variant: Loose tail pipe Material: Stainless Steel Surface: Blank
 Rear exhaust, Stainless Steel, grey painted. With TÜV/EEC approval	<b>1620607400</b> For reference: 92.201OE 93011104300	911 Carrera	3.2	08/83-07/89	Specification: OE Exhaust System: Single tailpipe Pipe Ø [mm]: 60 Material: Stainless Steel Surface: Painted
 Rear exhaust double wall stainless steel - inside/outside, exactly according to original specifications. With TÜV/EEC approval	<b>1620608700</b> For reference: 92.101OE 91111103100 93011102200	911 SC/911 Carrera	2.7-3.0	08/75-07/83	Specification: OE Material: Stainless Steel Surface: Painted
 Rear exhaust. With TÜV/EEC approval	<b>1620609400</b> For reference: 92.201 91111103100 93011102200 93011104300	911 Carrera 911 SC/911 Carrera	3.2 2.7-3.0	08/83-07/89 08/75-07/83	Exhaust System: Single tailpipe Pipe Ø [mm]: 60 Surface: Painted
 Rear exhaust, Stainless Steel, polished. With TÜV/EEC approval	<b>1620609600</b> For reference: 92.201S 91111103100 93011102200 93011104300	911 Carrera 911 SC/911 Carrera 930 (not turbo)	3.2 2.7-3.0 2.7-3.0	08/83-07/89 08/75-07/83 08/75-07/83	Exhaust System: Single tailpipe Pipe Ø [mm]: 60 Material: Stainless Steel Surface: Blank
 Rear exhaust, stainless steel. With TÜV/EEC approval	<b>1620611800</b> For reference: 92.201SSI 91111103100 93011102200 93011104300	911 Carrera 911 SC/911 Carrera	3.2 2.7-3.0	08/83-07/89 08/75-07/83	Exhaust System: Single tailpipe Pipe Ø [mm]: 60 Material: Stainless Steel Surface: Blank
 Exhaust racing heat exchanger without heating function, Ø45 mm outside, Stainless Steel, left. Modification can be needed	<b>1623101970</b> For reference: 91.019S	911 S 911 S (mech. injection) 911 S (mech. injection) 911 T/E/S (not mech. injection) 911/911 S/911 Carrera	2.4 2.4 2.7 2.0-2.4 2.7	08/71-07/73 08/71-07/73 08/73-07/75 01/63-07/73 08/73-07/75	Fitting Position: Left Version: Competition header Heating / Cooling: without heating Material: Stainless Steel



Description	Item no.	Application	Engine	Year	Criteria / Information
 <p>Exhaust racing heat exchanger without heating function, Ø45 mm outside, Stainless Steel, right. Modification can be needed</p>	<b>1623101980</b> <i>For reference:</i> 91.020S	911 S 911 S (mech. injection) 911 S (mech. injection) 911 T/E/S (not mech. injection) 911/911 S/911 Carrera	2.4 2.4 2.7 2.0-2.4 2.7	08/71-07/73 08/71-07/73 08/73-07/75 01/63-07/73 08/73-07/75	Fitting Position: Right Version: Competition header Heating / Cooling: without heating Material: Stainless Steel
 <p>Heat exchanger, galvanized</p>	<b>1623102100</b> <i>For reference:</i> 91.101G 93021102501	Porsche 911 SC/911 Carrera	2.7-3.0	08/75-07/83	Fitting Position: Left and right Surface: Galvanized
 <p>Heat exchanger, left/right</p>	<b>1623103300</b> <i>For reference:</i> 91.101 93021102501	911 SC/911 Carrera	2.7-3.0	08/75-07/83	Fitting Position: Left and right Surface: Painted
 <p>Heat exchanger, Stainless Steel, left/right</p>	<b>1623103500</b> <i>For reference:</i> 91.101S 93021102501	911 SC/911 Carrera	2.7-3.0	08/75-07/83	Fitting Position: Left and right Material: Stainless Steel Surface: Blank
 <p>Heat exchanger, left/right, painted</p>	<b>1623103900</b> <i>For reference:</i> 91.104 93021102901	911 Carrera 911 Turbo	3.2 3.3	08/83-07/89 08/83-11/90	Fitting Position: Left and right Material: Steel Surface: Painted
 <p>Heat exchanger, Stainless Steel</p>	<b>1623104000</b> <i>For reference:</i> 91.104S 93021102901	911 Carrera 911 Turbo	3.2 3.3	08/83-07/89 08/83-07/89	Fitting Position: Left and right Material: Stainless Steel Surface: Blank
 <p>Heat exchanger set, stainless steel, left/right, SSI</p>	<b>1623105110</b> <i>For reference:</i> 91.915SSI	911 (Conversion) USA	3.0	08/79-07/83	Fitting Position: Left and right Material: Stainless Steel Quantity Unit: Set



Description	Item no.	Application	Engine	Year	Criteria / Information
 <p>Heat exchanger set, stainless steel, left/right, SSI. IMPORTANT: Major modification needed on engine tin ware when installing on 3,2 l engines.</p>	<b>1623105210</b> For reference: 91.917SSI	911 (Conversion)	3.2	08/83-07/89	Fitting Position: Left and right Material: Stainless Steel Quantity Unit: Set
 <p>Heat exchanger set, stainless steel, left/right, SSI. IMPORTANT: Major modification needed on engine tin ware when installing on 3,2 l engines.</p>	<b>1623105310</b> For reference: 91.936SSI	911 (Conversion)	3.6	01/63-07/89	Fitting Position: Left and right Material: Stainless Steel Quantity Unit: Set
 <p>Heat control box, EI-engine, left</p>	<b>1623200170</b> For reference: 90.005 91121101300	911	3.2-3.3	08/86-07/89	Fitting Position: Left Long Version: Operating Mode: Electric Material: Steel Surface: Painted
 <p>Heat control box, EI-engine, right</p>	<b>1623200180</b> For reference: 90.006 91121101400	911	3.2-3.3	08/86-07/89	Fitting Position: Right Long Version: Operating Mode: Electric Material: Steel Surface: Painted
 <p>Heat control box, left</p>	<b>1623200270</b> For reference: 90.001 90121100722	911 Carrera 911 S (mech. injection) 911 SC Turbo 911 SC/911 Carrera 911 T/E/S (not mech.injection) 911/911 S/911 Carrera 912	3.2 2.4 3.3 2.7-3.0 2.0-2.4  2.7 1.6	08/83-07/86 08/71-07/73 08/78-07/86 08/75-07/83 01/63-07/73  08/73-07/75 01/65-12/69	Fitting Position: Left Short Version: Operating Mode: Mechanical Material: Steel Surface: Painted
 <p>Heat control box, right</p>	<b>1623200280</b> For reference: 90.002 90121100822	911 Carrera 911 S (mech. injection) 911 SC Turbo 911 SC/911 Carrera 911 T/E/S (not mech.injection) 911/911 S/911 Carrera 912	3.2 2.4 3.3 2.7-3.0 2.0-2.4  2.7 1.6	08/83-07/86 08/71-07/73 08/78-07/86 08/75-07/83 01/63-07/73  08/73-07/75 01/65-12/69	Fitting Position: Right Short Version: Operating Mode: Mechanical Material: Steel Surface: Painted






Description	Item no.	Application	Engine	Year	Criteria / Information
 <p>Heat control box, Stainless Steel, left, SSI</p>	<b>1623200670</b> <i>For reference:</i> 90.001SSI 90121100722	911 Carrera 911 S (mech. injection) 911 SC Turbo 911 SC/911 Carrera 911 T/E/S (not mech.injection) 911/911 S/911 Carrera 912	3.2 2.4 3.3 2.7-3.0 2.0-2.4 2.7 1.6	08/83-07/86 08/71-07/73 08/78-07/86 08/75-07/83 01/63-07/73 08/73-07/75 01/65-12/69	Fitting Position: Left Short Version: Operating Mode: Mechanical Material: Stainless Steel
 <p>Heat control box, Stainless Steel, right, SSI</p>	<b>1623200680</b> <i>For reference:</i> 90.002SSI 90121100822	911 Carrera 911 S (mech. injection) 911 SC Turbo 911 SC/911 Carrera 911 T/E/S (not mech.injection) 911/911 S/911 Carrera 912	3.2 2.4 3.3 2.7-3.0 2.0-2.4 2.7 1.6	08/83-07/86 08/71-07/73 08/78-07/86 08/75-07/83 01/63-07/73 08/73-07/75 01/65-12/69	Fitting Position: Right Short Version: Operating Mode: Mechanical Material: Stainless Steel
 <p>Heat control box, EI-engine, stainless steel, left, SSI</p>	<b>1623200770</b> <i>For reference:</i> 90.005SSI 91121101300	911	3.2-3.3	08/86-07/89	Fitting Position: Left Long Version: Operating Mode: Electric Material: Stainless Steel
 <p>Heat control box, EI-engine, stainless steel, right, SSI</p>	<b>1623200780</b> <i>For reference:</i> 90.006SSI 91121101400	911	3.2-3.3	08/86-07/89	Fitting Position: Right Long Version: Operating Mode: Electric Material: Stainless Steel
 <p>Connecting piece, heat control box</p>	<b>1623250200</b> <i>For reference:</i> 90.009 91165911900	911	2.7-3.3	08/73-07/86	Pipe Connector: Clamp Sleeve Equipment Variant: For heat control box
 <p>SSI Connecting piece, heat control box, stainless steel, SSI</p>	<b>1623250201</b> <i>For reference:</i> 90.009SSI 91165911900	911	2.7-3.3	08/73-07/86	Pipe Connector: Clamp Sleeve Equipment Variant: For heat control box Material: Stainless Steel



Description	Item no.	Application	Engine	Year	Criteria / Information
 Exhaust tip, black	<b>1620700400</b> <i>For reference:</i> 91111124500	911 Carrera 911 S (mech. injection) 911 SC/911 Carrera 911 T/E/S (not mech.injection) 911/911 S/911 Carrera	3.2 2.4 2.7-3.0 2.0-2.4 2.7	08/83-07/89 08/71-07/73 08/75-07/83 01/63-07/73 08/73-07/75	Fitting Position: Rear Colour: Black Surface: Painted Exhaust System: for rear silencer Exhaust System: Round tailpipe type
 Exhaust tip, chrome	<b>1620700500</b> <i>For reference:</i> 90111124500 90111124501	911 Carrera 911 S (mech. injection) 911 SC/911 Carrera 911 T/E/S (not mech.injection) 911/911 S/911 Carrera 914/6	3.2 2.4 2.7-3.0 2.0-2.4 2.7-3.0 2.0	08/83-07/89 08/71-07/73 08/75-07/83 01/63-07/73 08/73-07/75 11/69-12/73	Fitting Position: Rear Surface: Chromed Exhaust System: for rear silencer Exhaust System: Round tailpipe type
 Loose outlet pipe, 84 mm, left, Stainless Steel, polished. To be welded on the exhaust	<b>1620700670</b> <i>For reference:</i> 92.250S	911 Carrera 911 Carrera SPORT 911 SC/911 Carrera	3.2 3.2 2.7-3.0	08/83-07/89 08/83-07/89 08/75-07/83	Fitting Position: Left Rear Material: Stainless Steel Exhaust System: Round tailpipe type Pipe Ø [mm]: 84
 Loose outlet pipe, 84 mm, right, Stainless Steel, polished. To be welded on the exhaust	<b>1620700680</b> <i>For reference:</i> 92.251S	911 Carrera 911 Carrera SPORT 911 SC/911 Carrera	3.2 3.2 2.7-3.0	08/83-07/89 08/83-07/89 08/75-07/83	Fitting Position: Right Rear Material: Stainless Steel Exhaust System: Round tailpipe type Pipe Ø [mm]: 84


















Description	Item no.	Application	Engine	Year	Criteria / Information
 <p>Exhaust adaptor kit. Flange, gaskets and nuts. To be used when you want to install our "OE banana" style exhaust to your 3.6L engine if installed in a G-model 911 body.</p>	<b>1620650200</b> <i>For reference:</i> 92.255S	911 G model with 3.6 L engine	2.7-3.2	08/73-07/89	Exhaust System: for rear silencer Equipment Variant: Adaptor kit Equipment Variant: 2.7/3.2 to 3.6 eng. Material: Stainless Steel
 <p>Mounting kit with 2 straps, 1 gasket, bolts &amp; nuts for rear exhaust</p>	<b>1621700210</b> <i>For reference:</i> 92.201KIT	911 Carrera 911 SC/911 Carrera	3.2 2.7-3.0	08/83-07/89 08/75-07/83	Exhaust System: for rear silencer
 <p>Mounting kit for pre-silencer/intermediate exhaust. 3 gaskets, copper nuts &amp; bolts</p>	<b>1621700310</b> <i>For reference:</i> 92.100KIT	911 Carrera 911 SC/911 Carrera	3.2 2.7-3.0	08/83-07/89 08/75-07/83	Exhaust System: for front silencer Exhaust System: for middle silencer
 <p>Mounting kit for heat exchanger with 4 gaskets, nuts &amp; bolts</p>	<b>1621701510</b> <i>For reference:</i> 91.101KIT	911 SC/911 Carrera	2.7-3.0	08/75-07/83	
 <p>Mounting kit for heat exchanger with 4 gaskets, nuts &amp; bolts</p>	<b>1621701710</b> <i>For reference:</i> 91.104KIT	911 Carrera 911 Turbo	3.2 3.3	08/83-07/89 08/83-07/89	





Description	Item no.	Application	Engine	Year	Criteria / Information
 <p>Exhaust conversion set, free-flow, with loose 84 mm tail pipes. <b>IMPORTANT:</b> Major modification needed on engine tin ware when installing on 3,2 l engines.</p>	<b>1620000210</b> <i>For reference:</i> 92.290SD	911	3.2	08/83-07/89	Material: Stainless Steel Surface: Blank Number of Inlets / Outlets: 2/2 Quantity Unit: Kit
 <p>Exhaust conversion set, free-flow, with loose 84 mm tail pipes. <b>IMPORTANT:</b> Major modification needed on engine tin ware when installing on 3,2 l engines.</p>	<b>1620000510</b> <i>For reference:</i> 92.290S	911	3.2	08/83-07/89	Heating / Cooling: with heating Material: Stainless Steel Surface: Blank Number of Inlets / Outlets: 2/1 Quantity Unit: Kit
 <p>Racing header set without heating function, with pipes, Stainless Steel</p>	<b>1620101010</b> <i>For reference:</i> 91.022S	911	2.0-3.2	01/63-07/89	Heating / Cooling: without heating Material: Stainless Steel Quantity Unit: Set
 <p>Exhaust, Sport, single 84 mm loose outlet pipe, Stainless Steel, polished</p>	<b>1620603700</b> <i>For reference:</i> 92.512SL 93011104300	911 Carrera SPORT	3.2	08/83-07/89	Exhaust System: Single tailpipe Pipe Ø [mm]: 84 Equipment Variant: Loose tail pipe Material: Stainless Steel Surface: Blank
 <p>Exhaust, Sport, dual 84 mm loose outlet pipes, Stainless Steel, polished</p>	<b>1620604300</b> <i>For reference:</i> 92.512SDL 93011104300	911 Carrera SPORT	3.2	08/83-07/89	Exhaust System: Double End Pipe Pipe Ø [mm]: 84 Equipment Variant: Loose tail pipes Material: Stainless Steel Surface: Blank
 <p>Exhaust, Sport, single 84 mm outlet pipe, heat exchanger conversion, Stainless Steel, polished</p>	<b>1620604900</b> <i>For reference:</i> 92.512S 93011104300	911 Carrera Sport	3.2	08/83-07/89	Exhaust System: Single tailpipe Pipe Ø [mm]: 84 Material: Stainless Steel Surface: Blank
 <p>Exhaust, Sport, dual 84 mm outlet pipes, heat exchanger conversion, Stainless Steel, polished</p>	<b>1620605000</b> <i>For reference:</i> 92.512SD 93011104300	911 Carrera Sport	3.2	08/83-07/89	Exhaust System: Double End Pipe Pipe Ø [mm]: 84 Material: Stainless Steel Surface: Blank



Description	Item no.	Application	Engine	Year	Criteria / Information
 <p>Exhaust adaptor kit. Flange, gaskets and nuts. To be used when you want to install our "OE banana" style exhaust to your 3.6L engine if installed in a G-model 911 body.</p>	<b>1620650200</b> <i>For reference:</i> 92.255S	911 G model with 3.6 L engine	2.7-3.2	08/73-07/89	Exhaust System: for rear silencer Equipment Variant: Adaptor kit Equipment Variant: 2.7/3.2 to 3.6 eng. Material: Stainless Steel
 <p>Heat exchanger, left. Special performance: Can replace 91.104S heaters, but stock exhaust must be changed to two inlet pipe system. IMPORTANT: Major modification needed on engine tin ware when installing on 3,2 l engines.</p>	<b>1623103170</b> <i>For reference:</i> 91.017S	911 Carrera SPORT	3.2	08/83-07/89	Fitting Position: Left Material: Stainless Steel Surface: Blank
 <p>Heat exchanger, right. Special performance: Can replace 91.104S heaters, but stock exhaust must be changed to two inlet pipe system. IMPORTANT: Major modification needed on engine tin ware when installing on 3,2 l engines.</p>	<b>1623103180</b> <i>For reference:</i> 91.018S	911 Carrera SPORT	3.2	08/83-07/89	Fitting Position: Right Material: Stainless Steel Surface: Blank
 <p>Heat exchanger set, stainless steel, left/right, SSI. IMPORTANT: Major modification needed on engine tin ware when installing on 3,2 l engines.</p>	<b>1623105210</b> <i>For reference:</i> 91.917SSI	911 (Conversion)	3.2	08/83-07/89	Fitting Position: Left and right Material: Stainless Steel Quantity Unit: Set
 <p>Heat control box, EI-engine, left</p>	<b>1623200170</b> <i>For reference:</i> 90.005 91121101300	911	3.2-3.3	08/86-07/89	Fitting Position: Left Long Version: Operating Mode: Electric Material: Steel Surface: Painted
 <p>Heat control box, EI-engine, right</p>	<b>1623200180</b> <i>For reference:</i> 90.006 91121101400	911	3.2-3.3	08/86-07/89	Fitting Position: Right Long Version: Operating Mode: Electric Material: Steel Surface: Painted




Description	Item no.	Application	Engine	Year	Criteria / Information
 Heat control box, left	<b>1623200270</b> <i>For reference:</i> 90.001 90121100722	911 Carrera 911 S (mech. injection) 911 SC Turbo 911 SC/911 Carrera 911 T/E/S (not mech.injection) 911/911 S/911 Carrera 912	3.2 2.4 3.3 2.7-3.0 2.0-2.4  2.7 1.6	08/83-07/86 08/71-07/73 08/78-07/86 08/75-07/83 01/63-07/73  08/73-07/75 01/65-12/69	Fitting Position: Left Short Version: Operating Mode: Mechanical Material: Steel Surface: Painted
 Heat control box, right	<b>1623200280</b> <i>For reference:</i> 90.002 90121100822	911 Carrera 911 S (mech. injection) 911 SC Turbo 911 SC/911 Carrera 911 T/E/S (not mech.injection) 911/911 S/911 Carrera 912	3.2 2.4 3.3 2.7-3.0 2.0-2.4  2.7 1.6	08/83-07/86 08/71-07/73 08/78-07/86 08/75-07/83 01/63-07/73  08/73-07/75 01/65-12/69	Fitting Position: Right Short Version: Operating Mode: Mechanical Material: Steel Surface: Painted
 Heat control box, Stainless Steel, left, SSI	<b>1623200670</b> <i>For reference:</i> 90.001SSI 90121100722	911 Carrera 911 S (mech. injection) 911 SC Turbo 911 SC/911 Carrera 911 T/E/S (not mech.injection) 911/911 S/911 Carrera 912	3.2 2.4 3.3 2.7-3.0 2.0-2.4  2.7 1.6	08/83-07/86 08/71-07/73 08/78-07/86 08/75-07/83 01/63-07/73  08/73-07/75 01/65-12/69	Fitting Position: Left Short Version: Operating Mode: Mechanical Material: Stainless Steel
 Heat control box, Stainless Steel, right, SSI	<b>1623200680</b> <i>For reference:</i> 90.002SSI 90121100822	911 Carrera 911 S (mech. injection) 911 SC Turbo 911 SC/911 Carrera 911 T/E/S (not mech.injection) 911/911 S/911 Carrera 912	3.2 2.4 3.3 2.7-3.0 2.0-2.4  2.7 1.6	08/83-07/86 08/71-07/73 08/78-07/86 08/75-07/83 01/63-07/73  08/73-07/75 01/65-12/69	Fitting Position: Right Short Version: Operating Mode: Mechanical Material: Stainless Steel
 Heat control box, EI-engine, stainless steel, left, SSI	<b>1623200770</b> <i>For reference:</i> 90.005SSI 91121101300	911	3.2-3.3	08/86-07/89	Fitting Position: Left Long Version: Operating Mode: Electric Material: Stainless Steel
 Heat control box, EI-engine, stainless steel, right, SSI	<b>1623200780</b> <i>For reference:</i> 90.006SSI 91121101400	911	3.2-3.3	08/86-07/89	Fitting Position: Right Long Version: Operating Mode: Electric Material: Stainless Steel



Description	Item no.	Application	Engine	Year	Criteria / Information
 <p>Connecting piece, heat control box</p>	<p><b>1623250200</b> For reference: 90.009 91165911900</p>	<p>911</p>	<p>2.7-3.3</p>	<p>08/73-07/86</p>	<p>Pipe Connector: Clamp Sleeve Equipment Variant: For heat control box</p>
 <p>SSI Connecting piece, heat control box, stainless steel, SSI</p>	<p><b>1623250201</b> For reference: 90.009SSI 91165911900</p>	<p>911</p>	<p>2.7-3.3</p>	<p>08/73-07/86</p>	<p>Pipe Connector: Clamp Sleeve Equipment Variant: For heat control box Material: Stainless Steel</p>



Description	Item no.	Application	Engine	Year	Criteria / Information
 <p>Picture not available</p> <p>Mounting kit for rear exhaust</p>	<p><b>1621701810</b>  <i>For reference:</i>            92.210KIT</p>	<p>911 (conversion)            911 S (mech. injection)            911 T/E/S (not mech.injection)            911/911 S/911 Carrera</p>	<p>3.0            2.4            2.0-2.4            2.7</p>	<p>08/75-07/83            08/71-07/73            01/63-12/73            08/73-07/75</p>	



Description	Item no.	Application	Engine	Year	Criteria / Information
 Turbo bypass pipe, Stainless Steel, grey painted	<b>1620200700</b> For reference: 92.205S 93011100302 93011100304 93011100305	911 Turbo 964 Turbo	3.0-3.3 3.3-3.6	01/75-07/89 06/91-07/93	Fitting Position: Centre Material: Stainless Steel Surface: Painted Exhaust System: for rear silencer
 Turbo bypass pipe, Stainless Steel, polished	<b>1620200800</b> For reference: 92.205SS 93011100302 93011100304 93011100305	911 Turbo 964 Turbo	3.0-3.3 3.3-3.6	01/75-07/89 06/91-07/93	Fitting Position: Centre Material: Stainless Steel Surface: Blank Exhaust System: for rear silencer
 Connecting piece with triangle flange	<b>1620400200</b> For reference: 92.102 93011115701	911 SC Turbo 911 SC/911 Carrera	3.3 2.7-3.0	09/77-07/89 08/75-07/83	Equipment Variant: compensating socket Exhaust System: for front silencer Fitting Position: Centre Surface: Painted
 Connecting piece with triangle flange, Stainless Steel, polished	<b>1620400400</b> For reference: 92.102S 93011115701	911 SC Turbo 911 SC/911 Carrera	3.3 2.7-3.0	09/77-07/89 08/75-07/83	Equipment Variant: compensating socket Exhaust System: for front silencer Fitting Position: Centre Material: Stainless Steel Surface: Blank
 Intermediate pipe	<b>1620400900</b> For reference: 92.103 93011116302	911 SC Turbo 911 SC/911 Carrera	3.3 2.7-3.0	09/77-07/89 08/75-07/83	Equipment Variant: Cross over pipe Fitting Position: Centre Exhaust System: for front silencer Surface: Painted
 Intermediate pipe, Stainless Steel, polished	<b>1620401000</b> For reference: 92.103S 93011116302	911 SC Turbo 911 SC/911 Carrera	3.3 2.7-3.0	09/77-07/89 08/75-07/83	Equipment Variant: Cross over pipe Fitting Position: Centre Exhaust System: for front silencer Material: Stainless Steel Surface: Blank
 Exhaust, Sport, rear, double tail pipes, Stainless Steel, polished	<b>1620605600</b> For reference: 92.208SD	911 Turbo (930 Turbo)	3.3	08/83-07/89	Exhaust System: Double End Pipe Equipment Variant: Loose tail pipes Material: Stainless Steel Surface: Blank
 Rear exhaust with wastegate pipe, Stainless Steel	<b>1620608200</b> For reference: 92.204S 93011103700 93011103704	911 Turbo	3.3	09/77-07/83	Material: Stainless Steel
 Rear exhaust, Stainless Steel	<b>1620608800</b> For reference: 92.202S 93011102502 93011102504	911 Turbo	3.0	08/75-12/77	Material: Stainless Steel
 Rear exhaust, Stainless Steel	<b>1620608900</b> For reference: 92.203S 93011103802 93011103806	911 Turbo	3.3	08/83-07/89	Material: Stainless Steel






Description	Item no.	Application	Engine	Year	Criteria / Information
 <p>Exhaust, Sport, rear, without tail pipe, stainless steel, polished</p>	<b>1620612000</b> <i>For reference:</i> 92.208-1	911 Turbo (930 Turbo)	3.3	08/83-07/89	Exhaust System: without exhaust pipe Material: Stainless Steel
 <p>Wastegate pipe, Stainless Steel</p>	<b>1620650100</b> <i>For reference:</i>	911 Turbo	3.3	09/77-07/83	Equipment Variant: wastegate pipe Fitting Position: Rear Exhaust System: for rear silencer Material: Stainless Steel
 <p>Heat exchanger, left/right</p>	<b>1623103600</b> <i>For reference:</i> 91.103 93021102103	911 Turbo	3.0 3.3	01/75-07/83	Fitting Position: Left and right Material: Steel Surface: Painted
 <p>Heat exchanger, Stainless Steel, left/right</p>	<b>1623103800</b> <i>For reference:</i> 91.103S 93021102103	911 Turbo	3.0 3.3	01/75-07/83	Fitting Position: Left and right Material: Stainless Steel Surface: Blank
 <p>Heat exchanger, left/right, painted</p>	<b>1623103900</b> <i>For reference:</i> 91.104 93021102901	911 Carrera 911 Turbo	3.2 3.3	08/83-07/89 08/83-11/90	Fitting Position: Left and right Material: Steel Surface: Painted
 <p>Heat exchanger, Stainless Steel</p>	<b>1623104000</b> <i>For reference:</i> 91.104S 93021102901	911 Carrera 911 Turbo	3.2 3.3	08/83-07/89 08/83-07/89	Fitting Position: Left and right Material: Stainless Steel Surface: Blank
 <p>Heat control box, EI-engine, left</p>	<b>1623200170</b> <i>For reference:</i> 90.005 91121101300	911	3.2-3.3	08/86-07/89	Fitting Position: Left Long Version: Operating Mode: Electric Material: Steel Surface: Painted
 <p>Heat control box, EI-engine, right</p>	<b>1623200180</b> <i>For reference:</i> 90.006 91121101400	911	3.2-3.3	08/86-07/89	Fitting Position: Right Long Version: Operating Mode: Electric Material: Steel Surface: Painted




Description	Item no.	Application	Engine	Year	Criteria / Information
 Heat control box, left	<b>1623200270</b> <i>For reference:</i> 90.001 90121100722	911 Carrera 911 S (mech. injection) 911 SC Turbo 911 SC/911 Carrera 911 T/E/S (not mech.injection) 911/911 S/911 Carrera 912	3.2 2.4 3.3 2.7-3.0 2.0-2.4  2.7 1.6	08/83-07/86 08/71-07/73 08/78-07/86 08/75-07/83 01/63-07/73  08/73-07/75 01/65-12/69	Fitting Position: Left Short Version: Operating Mode: Mechanical Material: Steel Surface: Painted
 Heat control box, right	<b>1623200280</b> <i>For reference:</i> 90.002 90121100822	911 Carrera 911 S (mech. injection) 911 SC Turbo 911 SC/911 Carrera 911 T/E/S (not mech.injection) 911/911 S/911 Carrera 912	3.2 2.4 3.3 2.7-3.0 2.0-2.4  2.7 1.6	08/83-07/86 08/71-07/73 08/78-07/86 08/75-07/83 01/63-07/73  08/73-07/75 01/65-12/69	Fitting Position: Right Short Version: Operating Mode: Mechanical Material: Steel Surface: Painted
 Heat control box, Stainless Steel, left, SSI	<b>1623200670</b> <i>For reference:</i> 90.001SSI 90121100722	911 Carrera 911 S (mech. injection) 911 SC Turbo 911 SC/911 Carrera 911 T/E/S (not mech.injection) 911/911 S/911 Carrera 912	3.2 2.4 3.3 2.7-3.0 2.0-2.4  2.7 1.6	08/83-07/86 08/71-07/73 08/78-07/86 08/75-07/83 01/63-07/73  08/73-07/75 01/65-12/69	Fitting Position: Left Short Version: Operating Mode: Mechanical Material: Stainless Steel
 Heat control box, Stainless Steel, right, SSI	<b>1623200680</b> <i>For reference:</i> 90.002SSI 90121100822	911 Carrera 911 S (mech. injection) 911 SC Turbo 911 SC/911 Carrera 911 T/E/S (not mech.injection) 911/911 S/911 Carrera 912	3.2 2.4 3.3 2.7-3.0 2.0-2.4  2.7 1.6	08/83-07/86 08/71-07/73 08/78-07/86 08/75-07/83 01/63-07/73  08/73-07/75 01/65-12/69	Fitting Position: Right Short Version: Operating Mode: Mechanical Material: Stainless Steel
 Heat control box, El-engine, stainless steel, left, SSI	<b>1623200770</b> <i>For reference:</i> 90.005SSI 91121101300	911	3.2-3.3	08/86-07/89	Fitting Position: Left Long Version: Operating Mode: Electric Material: Stainless Steel
 Heat control box, El-engine, stainless steel, right, SSI	<b>1623200780</b> <i>For reference:</i> 90.006SSI 91121101400	911	3.2-3.3	08/86-07/89	Fitting Position: Right Long Version: Operating Mode: Electric Material: Stainless Steel





Description	Item no.	Application	Engine	Year	Criteria / Information
 <p data-bbox="54 600 280 656">Connecting piece, heat control box</p>	<p data-bbox="352 230 539 315"><b>1623250200</b> For reference: 90.009 91165911900</p>	<p data-bbox="542 230 799 656">911</p>	<p data-bbox="802 230 1059 656">2.7-3.3</p>	<p data-bbox="1062 230 1198 656">08/73-07/86</p>	<p data-bbox="1201 230 1474 315">Pipe Connector: Clamp Sleeve Equipment Variant: For heat control box</p>
 <p data-bbox="54 1030 320 1099">SSI Connecting piece, heat control box, stainless steel, SSI</p>	<p data-bbox="352 660 539 745"><b>1623250201</b> For reference: 90.009SSI 91165911900</p>	<p data-bbox="542 660 799 2152">911</p>	<p data-bbox="802 660 1059 2152">2.7-3.3</p>	<p data-bbox="1062 660 1198 2152">08/73-07/86</p>	<p data-bbox="1201 660 1474 770">Pipe Connector: Clamp Sleeve Equipment Variant: For heat control box Material: Stainless Steel</p>



Description	Item no.	Application	Engine	Year	Criteria / Information
 <p>Tail pipe, Stainless Steel</p>	<b>1620704600</b> <i>For reference:</i> 92.203STAIL	911 Turbo	3.3	09/77-07/89	Fitting Position: Rear Material: Stainless Steel




Description	Item no.	Application	Engine	Year	Criteria / Information
 <p>Mounting kit for heat exchanger with 4 gaskets, nuts &amp; bolts</p>	<p><b>1621701610</b>  <i>For reference:</i>            91.103KIT</p>	<p>911 Turbo            911 Turbo</p>	<p>3.0            3.3</p>	<p>01/75-12/77            09/77-07/89</p>	
 <p>Mounting kit for heat exchanger with 4 gaskets, nuts &amp; bolts</p>	<p><b>1621701710</b>  <i>For reference:</i>            91.104KIT</p>	<p>911 Carrera            911 Turbo</p>	<p>3.2            3.3</p>	<p>08/83-07/89            08/83-07/89</p>	



Description	Item no.	Application	Engine	Year	Criteria / Information
 <p>Catalytic converter, Sport, Stainless Steel, polished</p>	<b>1620301400</b> <i>For reference:</i> PO-92260S 96411321316	964 C2/C4	3.6	12/88-09/93	Material: Stainless Steel Surface: Blank
 <p>G-pipe, Sport, long. Stainless Steel, polished</p>	<b>1620400600</b> <i>For reference:</i> 92.220SL	964 C2/C4 964 Turbo	3.6 3.3-3.6	12/88-06/94 08/90-09/93	Equipment Variant: G-pipe Fitting Position: Rear Exhaust System: for rear silencer Long Version: Material: Stainless Steel Surface: Blank
 <p>G-pipe, Sport, Stainless Steel, polished. Replacing the exhaust together with 92.200S</p>	<b>1620400700</b> <i>For reference:</i> 92.220S RS411104400	964 C2/C4 964 Turbo	3.6 3.3-3.6	12/88-06/94 08/90-09/93	Equipment Variant: G-pipe Fitting Position: Rear Exhaust System: for rear silencer Short Version: Material: Stainless Steel Surface: Blank
 <p>Exhaust box, Sport, rear, Stainless Steel, polished. With TÜV/EEC approval</p>	<b>1620600900</b> <i>For reference:</i> 92.280S 96411104604 96411104605	964 C2/C4 964 Turbo	3.6 3.3-3.6	12/88-06/94 08/90-09/93	Material: Stainless Steel Surface: Blank
 <p>Rear exhaust box, Stainless Steel, painted. With TÜV/EEC approval</p>	<b>1620607300</b> <i>For reference:</i> 92.270S 96411104605	964 C2/C4 964 Turbo	3.6 3.3-3.6	12/88-06/94 08/90-09/93	Equipment Variant: OE Style Equipment Variant: OE Sound Material: Stainless Steel Surface: Painted
 <p>Side exhaust bypass pipe with 2 mounting straps. Stainless Steel, polished</p>	<b>1620700800</b> <i>For reference:</i> 92.200S 64111104400	964 C2/C4	3.6	12/88-06/94	Equipment Variant: Bypass Pipe Fitting Position: Rear Material: Stainless Steel Exhaust System: for rear silencer Supplementary Article/Supplementary Info 2: with mounting parts
 <p>Sport exhaust (catalytic converter without ceramic insert), Stainless Steel polished</p>	<b>1620801000</b> <i>For reference:</i> 92.260S 96411104205	964 C2/C4	3.6	12/88-06/94	Exhaust System: for catalytic converter Catalytic Converter Type: without catalytic convertor Material: Stainless Steel Surface: Blank
 <p>Heat exchanger, stainless steel, left</p>	<b>1623104470</b> <i>For reference:</i> 91.023S 96421103905	964 C2/C4	3.6	12/88-05/94	Fitting Position: Left Material: Stainless Steel






Description	Item no.	Application	Engine	Year	Criteria / Information
 <p>Heat exchanger, stainless steel, right</p>	<b>1623104480</b> <i>For reference:</i> 91.024S 96421104004	964 C2/C4	3.6	12/88-05/94	Fitting Position: Right Material: Stainless Steel



Description	Item no.	Application	Engine	Year	Criteria / Information
 <p>Tail pipe, Ø 102 mm, Stainless Steel, polished</p>	<b>1620701000</b> <i>For reference:</i> 92.240S	964 C2/C4	3.6	12/88-06/94	Fitting Position: Rear Exhaust System: Round tailpipe type Pipe Ø [mm]: 102 Material: Stainless Steel Surface: Blank
 <p>Tail pipe, Stainless Steel, polished</p>	<b>1620701100</b> <i>For reference:</i> 92.241S	964 C2/C4	3.6	12/88-06/94	Equipment Variant: "964" look Fitting Position: Rear Exhaust System: Round tailpipe type Pipe Ø [mm]: 102 Material: Stainless Steel Surface: Blank
 <p>Tail pipe kit, 964 look, Stainless Steel, left/right</p>	<b>1620701910</b> <i>For reference:</i> 92.245S	964 C2/C4	3.6	12/88-06/94	Fitting Position: Rear Exhaust System: for rear silencer Equipment Variant: 964 look Material: Stainless Steel Surface: Blank Quantity Unit: Set
 <p>Tail pipe kit, 993 look, Stainless Steel, left/right</p>	<b>1620702010</b> <i>For reference:</i> 92.247S	964 C2/C4	3.6	12/88-06/94	Fitting Position: Rear Material: Stainless Steel Equipment Variant: 993 look Quantity Unit: Set




Description	Item no.	Application	Engine	Year	Criteria / Information
 <p>Exhaust metal band for cup-pipe, 2 pcs., stainless steel</p>	<p><b>1621400910</b> For reference: 96411119900 96411119900</p>	<p>964 C2/C4</p>	<p>3.6</p>	<p>12/88-06/94</p>	<p>Exhaust System: for rear silencer Material: Stainless Steel Quantity: 2</p>




Description	Item no.	Application	Engine	Year	Criteria / Information
 <p>Turbo bypass pipe, Stainless Steel, grey painted</p>	<b>1620200700</b> <i>For reference:</i> 92.205S 93011100302 93011100304 93011100305	911 Turbo 964 Turbo	3.0-3.3 3.3-3.6	01/75-07/89 06/91-07/93	Fitting Position: Centre Material: Stainless Steel Surface: Painted Exhaust System: for rear silencer
 <p>Turbo bypass pipe, Stainless Steel, polished</p>	<b>1620200800</b> <i>For reference:</i> 92.205SS 93011100302 93011100304 93011100305	911 Turbo 964 Turbo	3.0-3.3 3.3-3.6	01/75-07/89 06/91-07/93	Fitting Position: Centre Material: Stainless Steel Surface: Blank Exhaust System: for rear silencer
 <p>G-pipe, Sport, long. Stainless Steel, polished</p>	<b>1620400600</b> <i>For reference:</i> 92.220SL	964 C2/C4 964 Turbo	3.6 3.3-3.6	12/88-06/94 08/90-09/93	Equipment Variant: G-pipe Fitting Position: Rear Exhaust System: for rear silencer Long Version: Material: Stainless Steel Surface: Blank
 <p>G-pipe, Sport, Stainless Steel, polished. Replacing the exhaust together with 92.200S</p>	<b>1620400700</b> <i>For reference:</i> 92.220S RS411104400	964 C2/C4 964 Turbo	3.6 3.3-3.6	12/88-06/94 08/90-09/93	Equipment Variant: G-pipe Fitting Position: Rear Exhaust System: for rear silencer Short Version: Material: Stainless Steel Surface: Blank
 <p>Exhaust box, Sport, rear, Stainless Steel, polished. With TÜV/EEC approval</p>	<b>1620600900</b> <i>For reference:</i> 92.280S 96411104604 96411104605	964 C2/C4 964 Turbo	3.6 3.3-3.6	12/88-06/94 08/90-09/93	Material: Stainless Steel Surface: Blank
 <p>Rear exhaust box, Stainless Steel, painted. With TÜV/EEC approval</p>	<b>1620607300</b> <i>For reference:</i> 92.270S 96411104605	964 C2/C4 964 Turbo	3.6 3.3-3.6	12/88-06/94 08/90-09/93	Equipment Variant: OE Style Equipment Variant: OE Sound Material: Stainless Steel Surface: Painted



Description	Item no.	Application	Engine	Year	Criteria / Information
 <p>Cross pipe set without catalytic converter, 54 mm pipes, brushed Stainless Steel, "Bischoff"</p>	<b>1620200110</b> <i>For reference:</i> 93.400S 99311321316	993/993 - 4S SPORT (not turbo)	3.6-3.8	10/93-09/97	Manufacturer Restriction: Bischoff Equipment Variant: cross pipe set Catalytic Converter Type: without catalytic convertor Material: Stainless Steel
 <p>Cross pipe set without catalytic converter, Stainless Steel, "Gillet"</p>	<b>1620200210</b> <i>For reference:</i> 93.410S 99311321338	993/993 4S SPORT (not turbo)	3.6-3.8	10/95-09/97	Manufacturer Restriction: Gillet Equipment Variant: cross pipe set Catalytic Converter Type: without catalytic convertor Material: Stainless Steel
 <p>Catalytic converter set, Sport, 100 cells for Bischoff and Gillet exhaust system. Stainless Steel, polished</p>	<b>1620300210</b> <i>For reference:</i> PO-93260S	993/993 4S	3.6-3.8	10/93-09/97	Manufacturer Restriction: Bischoff & Gillet Quantity Unit: Set Material: Stainless Steel Surface: Blank
 <p>Catalytic converter, Sport, 100 cells, for Bischoff and Gillet exhaust system, Stainless Steel, polished</p>	<b>1620300300</b> <i>For reference:</i> PO-93380S	993/993 4S	3.6-3.8	10/93-09/97	Manufacturer Restriction: Bischoff & Gillet Material: Stainless Steel Surface: Blank
 <p>Exhaust set, Sport, rear, 60 mm inside/outside tubing, Stainless Steel, polished. With TÜV/EEC approval</p>	<b>1620601710</b> <i>For reference:</i> 93.300S 99311199300	993/993 - 4S	3.6-3.8	10/93-09/97	Pipe Ø [mm]: 60 Material: Stainless Steel Surface: Blank Quantity Unit: Set
 <p>Exhaust set, Sport, rear, "Sound Version", without TÜV, Stainless Steel, polished</p>	<b>1620601810</b> <i>For reference:</i> 93.300SEXP 99311199300	993/993 - 4S	3.6-3.8	10/93-09/97	Equipment Variant: "Sound version" Material: Stainless Steel Surface: Blank Quantity Unit: Set



Description	Item no.	Application	Engine	Year	Criteria / Information
 <p>Rear sport exhaust set, OE sound, Stainless Steel, polished. With TÜV/EEC approval</p>	<p><b>1620608110</b>                      For reference:                      93.300SOE                      99311199300</p>	<p>993/993 - 4S SPORT</p>	<p>3.6-3.8</p>	<p>10/93-09/97</p>	<p>Specification: OE                      Material: Stainless Steel                      Surface: Blank                      Quantity Unit: Set</p>





Description	Item no.	Application	Engine	Year	Criteria / Information
 <p>Tail pipe kit, angle cut to follow the bumper shape, left/right, Stainless Steel, polished</p>	<b>1620701710</b> <i>For reference:</i> 93.906S	993 C4 S	3.6-3.8	07/94-09/97	Fitting Position: Rear Exhaust System: Oval tailpipe type Material: Stainless Steel Quantity Unit: Set Surface: Blank
 <p>Tail pipe kit, left/right, Stainless Steel, polished. To be mounted on the original exhaust</p>	<b>1620702110</b> <i>For reference:</i> 93.901S 99311125100 99311125200	993 SPORT (not C4 S and turbo)	3.6-3.8	10/93-09/97	Fitting Position: Rear Exhaust System: for rear silencer Material: Stainless Steel Surface: Blank Quantity Unit: Set
 <p>Tail pipe kit, left/right, Stainless Steel. To be mounted on the original exhaust</p>	<b>1620702310</b> <i>For reference:</i> 93.903S 99311125102 99311125202	993 4S model	3.6-3.8	06/95-09/97	Fitting Position: Rear Exhaust System: for rear silencer Material: Stainless Steel Surface: Blank Quantity Unit: Set
 <p>Tail pipe kit, angle cut to follow the bumper shape, left/right, Stainless Steel, polished</p>	<b>1620703310</b> <i>For reference:</i> 93.904S	993 SPORT (not C4 S and turbo)	3.6-3.8	10/93-09/97	Fitting Position: Rear Exhaust System: for rear silencer Equipment Variant: B Design Material: Stainless Steel Surface: Blank Quantity Unit: Set






Description	Item no.	Application	Engine	Year	Criteria / Information
 <p>Mounting kit for rear exhaust, with clamps, straps, nuts &amp; bolts</p>	<b>1621700410</b> <i>For reference:</i> 93.300KIT	993 C2 Bischoff 993 C4 Bischoff	3.6 3.6	10/93-09/97 10/94-09/97	Exhaust System: for rear silencer Version: Bischoff
 <p>Mounting kit for rear exhaust, with clamps, straps, nuts &amp; bolts</p>	<b>1621700510</b> <i>For reference:</i> 93.301KIT	993 C2 Gillet 993 C2S 993 C4 Gillet 993 C4S 993 RS	3.6 3.6 3.6 3.6 3.8	10/95-09/97 10/95-09/97 10/95-09/97 10/95-09/97 10/94-09/95	Exhaust System: for rear silencer Version: Gillet
 <p>Mounting kit for cross pipe set with clamps, gaskets, nuts &amp; bolts</p>	<b>1621701010</b> <i>For reference:</i> 93.400KIT	993/993 - 4S SPORT (not turbo) Bischoff	3.6-3.8	10/93-09/97	Exhaust System: for front silencer Version: Bischoff
 <p>Mounting kit for cross pipe set with clamps, gaskets, nuts &amp; bolts</p>	<b>1621701110</b> <i>For reference:</i> 93.410KIT	993/993 - 4S SPORT (not turbo) Gillet	3.6-3.8	10/93-09/97	Exhaust System: for front silencer Version: Gillet






Description	Item no.	Application	Engine	Year	Criteria / Information
 <p>Catalytic converter set, Sport, "dummy", Stainless Steel</p>	<b>1620300610</b> <i>For reference:</i> PO-93360SX	993 Turbo	3.6	03/95-09/97	Catalytic Converter Type: without catalytic convertor Quantity Unit: Set Equipment Variant: Dummy Cat Material: Stainless Steel
 <p>Catalytic converter set, Sport, with triangle flange, Bishoff/Gillet</p>	<b>1620300710</b> <i>For reference:</i> PO-93360S	993 Turbo	3.6	03/95-09/97	Manufacturer Restriction: Bishoff & Gillet Material: Stainless Steel Quantity Unit: Set
 <p>Exhaust set, Sport, rear, 60 mm inside/outside tubing, Stainless Steel, polished</p>	<b>1620601610</b> <i>For reference:</i> 93.330S 99311104501	993 Turbo	3.6	03/95-09/97	Pipe Ø [mm]: 60 Material: Stainless Steel Surface: Blank Quantity Unit: Set






Description	Item no.	Application	Engine	Year	Criteria / Information
 <p>Bypass tail pipes, left/right, Stainless Steel. Replace the end exhausts. Very loud sound!!</p>	<b>1620700310</b> <i>For reference:</i> 93.913S	993 Turbo SPORT	3.6	03/95-09/97	Equipment Variant: Incredible Sound Equipment Variant: Bypass Pipes Fitting Position: Rear Material: Stainless Steel Surface: Blank Quantity Unit: Set
 <p>Tail pipe kit, left/right, Stainless Steel, polished. To be mounted on the original exhaust</p>	<b>1620702210</b> <i>For reference:</i> 93.902S 99311125101 99311125201	993 Turbo SPORT	3.6	03/95-09/97	Fitting Position: Rear Exhaust System: for rear silencer Material: Stainless Steel Surface: Blank Quantity Unit: Set
 <p>Tail pipe kit, left/right, Chrome. To be mounted on the original exhaust</p>	<b>1620703110</b> <i>For reference:</i> 93.902CHR 99311125101 99311125201	993 Turbo SPORT	3.6	03/95-09/97	Fitting Position: Rear Exhaust System: for rear silencer Material: Stainless Steel Surface: Chromed Quantity Unit: Set






Description	Item no.	Application	Engine	Year	Criteria / Information
 <p>Catalytic converter set, Sport, tricat</p>	<b>1620301110</b> <i>For reference:</i> PO-96270S	996	3.4-3.6	05/01-08/05	Material: Stainless Steel Quantity Unit: Set
 <p>Catalytic pipes, dummy, Stainless Steel</p>	<b>1620301710</b> <i>For reference:</i> 96.260S	996	3.4-3.6	09/97-08/05	Catalytic Converter Type: without catalytic converter Quantity Unit: Set Equipment Variant: Dummy Cat Material: Stainless Steel
 <p>Cross pipes with catalytic converter, Stainless Steel</p>	<b>1620302010</b> <i>For reference:</i> 96.400S	996	3.4	09/97-09/01	Supplementary Article/Supplementary Info 2: with intermediate pipe Quantity Unit: Set Material: Stainless Steel
 <p>Exhaust set, Sport, rear, 60 mm inside/outside tubing, Stainless Steel, polished. With TÜV/EEC approval</p>	<b>1620601010</b> <i>For reference:</i> 96.300S	996 (not GT3, Turbo and GT2)	3.4-3.6	09/97-08/05	Pipe Ø [mm]: 60 Material: Stainless Steel Surface: Blank Quantity Unit: Set
 <p>Exhaust set, Sport, rear "Super Sound", Stainless Steel, polished</p>	<b>1620601110</b> <i>For reference:</i> 96.300SEXP	996 (not GT3, Turbo and GT2)	3.4-3.6	09/97-08/05	Equipment Variant: Super Sound Material: Stainless Steel Surface: Blank Quantity Unit: Set
 <p>Exhaust set, Sport, rear, "Super sound", Stainless Steel</p>	<b>1620601310</b> <i>For reference:</i> 96.335SSOUND	996 (not GT3, Turbo and GT2)	3.4-3.6	09/97-08/05	Specification: OE Equipment Variant: w/adj. sound valve Material: Stainless Steel Surface: Blank






Description	Item no.	Application	Engine	Year	Criteria / Information
 <p>Exhaust set, Sport, rear, OE-style, Stainless Steel. With TÜV/EEC approval</p>	<b>1620602210</b> <i>For reference:</i> 96.330S 99611112156 99611112157 99611112256 99611113154 99611113157 99611113254 99611113257 99611121000	996 (not GT3, Turbo and GT2)	3.4-3.6	09/97-08/05	Specification: OE Material: Stainless Steel Quantity Unit: Set
 <p>Rear standard exhaust, OE-style, left, Stainless Steel. With TÜV/EEC approval</p>	<b>1620609570</b> <i>For reference:</i> 96.335S-1	996 (not GT3, Turbo and GT2)	3.4-3.6	09/97-08/05	Specification: OE Fitting Position: Left Material: Stainless Steel Surface: Blank
 <p>Rear standard exhaust, OE-style, right, Stainless Steel. With TÜV/EEC approval</p>	<b>1620609580</b> <i>For reference:</i> 96.335S-2	996 (not GT3, Turbo and GT2)	3.4-3.6	09/97-08/05	Specification: OE Fitting Position: Right Material: Stainless Steel Surface: Blank






Description	Item no.	Application	Engine	Year	Criteria / Information
 <p>Tail pipe kit, left/right. Stainless Steel, polished.</p>	<b>1620702410</b> <i>For reference:</i> 96.901S 996111096	996	3.4	09/97-09/01	Fitting Position: Rear Exhaust System: for rear silencer Material: Stainless Steel Surface: Blank Quantity Unit: Set
 <p>Tail pipe kit, left/right, Stainless Steel</p>	<b>1620702510</b> <i>For reference:</i> 96.911S 96310856009	996	3.4-3.6	05/01-08/05	Fitting Position: Rear Exhaust System: for rear silencer Material: Stainless Steel Surface: Blank Quantity Unit: Set
 <p>Tail pipe kit, Turbo look, left/right, Stainless Steel</p>	<b>1620703610</b> <i>For reference:</i> 96.912S	996	3.4-3.6	05/01-08/05	Fitting Position: Rear Exhaust System: for rear silencer Equipment Variant: Turbo look Material: Stainless Steel Surface: Blank Quantity Unit: Set




Description	Item no.	Application	Engine	Year	Criteria / Information
 <p>Mounting kit for rear exhaust with clamps, nuts &amp; bolts</p>	<b>1621700710</b> <i>For reference:</i> 96.300KIT	996 GT3-1 GT3-1	3.4-3.6 3.6 3.6	09/97-08/05 03/99-07/01 08/03-08/05	Exhaust System: for rear silencer
 <p>Mounting kit for dummy catalytic pipes with clamps, gaskets, nuts &amp; bolts</p>	<b>1621701210</b> <i>For reference:</i> 96.260KIT	996 GT3-1 GT3-1	3.4-3.6 3.6 3.6	09/97-08/05 03/99-07/01 08/03-08/05	Supplementary Article/Supplementary Info 2: Dummy
 <p>Switch set for sound valves</p>	<b>1625002710</b> <i>For reference:</i> EQ253101	996 (not Turbo) 997 997 Turbo Boxster (986)	3.4-3.6 3.6-3.8 3.6 2.5-3.2	09/97-08/05 07/04- 03/06- 09/96-12/04	




Description	Item no.	Application	Engine	Year	Criteria / Information
 <p>Exhaust set, Sport, rear, Stainless Steel, polished</p>	<b>1620601210</b> <i>For reference:</i> 96.300SGT3	GT3-1	3.6	03/99-08/05	Material: Stainless Steel Surface: Blank Quantity Unit: Set




Description	Item no.	Application	Engine	Year	Criteria / Information
 <p>Tail pipe kit, left/right, Stainless Steel</p>	<p><b>1620702510</b>                      For reference:                      96.911S                      96310856009</p>	<p>996</p>	<p>3.4-3.6</p>	<p>05/01-08/05</p>	<p>Fitting Position: Rear                      Exhaust System: for rear                      silencer                      Material: Stainless Steel                      Surface: Blank                      Quantity Unit: Set</p>




Description	Item no.	Application	Engine	Year	Criteria / Information
 <p>Mounting kit for rear exhaust with clamps, nuts &amp; bolts</p>	<p><b>1621700710</b>  <i>For reference:</i>            96.300KIT</p>	<p>996            GT3-1            GT3-1</p>	<p>3.4-3.6            3.6            3.6</p>	<p>09/97-08/05            03/99-07/01            08/03-08/05</p>	<p>Exhaust System: for rear            silencer</p>









Description	Item no.	Application	Engine	Year	Criteria / Information
 <p>Exhaust kit, Sport, with catalytic converter and tail pipe, Stainless Steel</p>	<p><b>1620800210</b>                      For reference:                      96.340S</p>	<p>996 Turbo</p>	<p>3.6</p>	<p>06/00-08/05</p>	<p>Catalytic Converter Type: for vehicles with catalytic converter                      Exhaust System: Double End Pipe                      Material: Stainless Steel                      Surface: Blank                      Quantity Unit: Set</p>






Description	Item no.	Application	Engine	Year	Criteria / Information
 <p>Tail pipe kit, left/right, Stainless Steel</p>	<p><b>1620702810</b>                      For reference:                      96.903S</p>	<p>996 Turbo</p>	<p>3.6</p>	<p>06/00-08/05</p>	<p>Fitting Position: Rear                      Exhaust System: for rear                      silencer                      Material: Stainless Steel                      Surface: Blank                      Quantity Unit: Set</p>






Description	Item no.	Application	Engine	Year	Criteria / Information
 Catalytic converter set, Sport, tricat	<b>1620301210</b> <i>For reference:</i> PO-97270S	997/997S	3.6-3.8	07/04-12/08	Material: Stainless Steel Quantity Unit: Set
 Catalytic pipes, dummy, Stainless Steel	<b>1620301810</b> <i>For reference:</i> 97.270S	997/997S	3.6-3.8	07/04-12/08	Catalytic Converter Type: without catalytic convertor Quantity Unit: Set Equipment Variant: Dummy Cat Material: Stainless Steel
 Exhaust set, Sport, rear, OE style, Stainless Steel	<b>1620601910</b> <i>For reference:</i> 97.330S	997 (not Turbo/GT2)	3.6-3.8	07/04-12/08	Specification: OE Material: Stainless Steel Surface: Blank Quantity Unit: Set
 Exhaust set, Sport, rear, Stainless Steel	<b>1620602110</b> <i>For reference:</i> 97.300S	997 (not Turbo/GT2)	3.6-3.8	07/04-12/08	Material: Stainless Steel Surface: Blank Quantity Unit: Set
 Exhaust set, Sport, rear, "Super Sound", OE-style, Stainless Steel	<b>1620602310</b> <i>For reference:</i> 97.330SEXP	997 (not Turbo/GT2)	3.6-3.8	07/04-12/08	Specification: OE Equipment Variant: Super Sound Material: Stainless Steel Surface: Blank Quantity Unit: Set
 Rear sport exhaust set, "Super Sound", stainless steel	<b>1620609810</b> <i>For reference:</i> 97.300SEXP	997 (not Turbo/GT2)	3.6-3.8	07/04-07/08	Equipment Variant: Sound Version Material: Stainless Steel Surface: Blank Quantity Unit: Set






Description	Item no.	Application	Engine	Year	Criteria / Information
 <p>Exhaust set, Sport, rear, OE style, with adjustable sound valves, Stainless steel</p>	<p><b>1620610500</b>  <i>For reference:</i>            97.330SSOUND</p>	<p>997 (not Turbo/GT2)</p>	<p>3.6-3.8</p>	<p>08/04-07/08</p>	<p>Specification: OE            Equipment Variant: w/adj. sound valve            Material: Stainless Steel            Surface: Blank</p>




Description	Item no.	Application	Engine	Year	Criteria / Information
 <p>Tail pipe kit, Carrera look, Stainless Steel, left/right</p>	<p><b>1620701810</b> For reference: 97.901S</p>	997 S model	3.6-3.8	07/04-08/08	<p>Fitting Position: Rear Exhaust System: for rear silencer Equipment Variant: S look Material: Stainless Steel Surface: Blank Quantity Unit: Set</p>
 <p>Tail pipe kit, turbo look, left/right</p>	<p><b>1620705210</b> For reference: 97.905S</p>	997-I	3.6-3.8	07/04-12/09	<p>Fitting Position: Rear Exhaust System: for rear silencer Equipment Variant: Turbo Look Material: Stainless Steel Surface: Blank Quantity Unit: Set</p>
 <p>Adapter set for tail pipes. Is contained in the kit 97.901S.</p>	<p><b>1620750110</b> For reference: 97.915S</p>	997 S model	3.6-3.8	07/04-12/08	<p>Adapter Shape: Ring Form Material: Stainless Steel Equipment Variant: Adaptor rings for article number: 97.901S &amp; 97.905S</p>





Description	Item no.	Application	Engine	Year	Criteria / Information
 <p>Mounting kit for rear exhaust with clamps, nuts &amp; bolts</p>	<b>1621700810</b> <i>For reference:</i> 97.330KIT	997 (not Turbo/GT2)	3.6-3.8	07/04-12/08	Exhaust System: for rear silencer
 <p>Mounting kit for dummy catalytic pipes with clamps, gaskets, nuts &amp; bolts</p>	<b>1621701310</b> <i>For reference:</i> 97.270KIT	997/997S	3.6-3.8	07/04-	Supplementary Article/Supplementary Info 2: Dummy
 <p>Switch set for sound valves</p>	<b>1625002710</b> <i>For reference:</i> EQ253101	996 (not Turbo) 997 997 Turbo Boxster (986)	3.4-3.6 3.6-3.8 3.6 2.5-3.2	09/97-08/05 07/04- 03/06- 09/96-12/04	




Description	Item no.	Application	Engine	Year	Criteria / Information
 <p>Exhaust, Sport GT, Stainles Steel, polished. Replaces the original GT2 exhaust, OE no. 99711102680</p>	<p><b>1620602700</b>                      For reference:                      97.345S                      99711102680</p>	<p>997 GT2/Turbo</p>	<p>3.6</p>	<p>07/04-12/12</p>	<p>Equipment Variant: Sport GT                      Material: Stainless Steel                      Surface: Blank</p>






Description	Item no.	Application	Engine	Year	Criteria / Information
 <p>Tail pipe kit, left/right, Stainless Steel</p>	<p><b>1620702910</b> For reference: 97.903S</p>	<p>Porsche 997 GT2</p>	<p>3.6</p>	<p>09/07-12/12</p>	<p>Fitting Position: Rear Exhaust System: for rear silencer Material: Stainless Steel Surface: Blank Quantity Unit: Set</p>
 <p>Tail pipe kit, left/right, Stainless Steel</p>	<p><b>1620703010</b> For reference: 97.904S</p>	<p>997 Turbo</p>	<p>3.6</p>	<p>07/04-12/09</p>	<p>Fitting Position: Rear Exhaust System: for rear silencer Material: Stainless Steel Surface: Blank Quantity Unit: Set</p>




Description	Item no.	Application	Engine	Year	Criteria / Information
 <p>Switch set for sound valves</p>	<p><b>1625002710</b> For reference: EQ253101</p>	<p>996 (not Turbo) 997 997 Turbo Boxster (986)</p>	<p>3.4-3.6 3.6-3.8 3.6 2.5-3.2</p>	<p>09/97-08/05 07/04- 03/06- 09/96-12/04</p>	



Description	Item no.	Application	Engine	Year	Criteria / Information
 <p>Exhaust set, Sport, rear, OE style, Stainless Steel</p>	<p><b>1620602010</b>                      For reference:                      97.331S</p>	<p>997 II</p>	<p>3.6-3.8</p>	<p>06/08-12/12</p>	<p>Equipment Variant: "OE design"                      Material: Stainless Steel                      Surface: Blank                      Quantity Unit: Set</p>








Description	Item no.	Application	Engine	Year	Criteria / Information
 <p>Tail pipe kit, stainless steel</p>	<p><b>1620705310</b>                      For reference:                      97.906S</p>	<p>997</p>	<p>3.6-3.8</p>	<p>07/04-</p>	<p>Fitting Position: Rear                      Exhaust System: for rear                      silencer                      Material: Stainless Steel                      Surface: Blank                      Quantity Unit: Set</p>



Description	Item no.	Application	Engine	Year	Criteria / Information
 <p>Catalytic converter set, Sport, Stainless Steel</p>	<b>1620300810</b> For reference: PO-94260S 99611392101 99611392201	Boxster man. (986)	2.5	10/96-08/99	Material: Stainless Steel Quantity Unit: Set
 <p>Catalytic converter set, Sport, Stainless Steel</p>	<b>1620300910</b> For reference: PO-94360S	Boxster (986)	2.7-3.2	06/99-12/04	Material: Stainless Steel Quantity Unit: Set Equipment Variant: 100 cells
 <p>Catalytic pipe set, Stainless Steel</p>	<b>1620301610</b> For reference: 94.360S	Boxster (986)	2.7-3.2	06/99-12/04	Catalytic Converter Type: without catalytic convertor Quantity Unit: Set Equipment Variant: Dummy Cat Material: Stainless Steel
 <p>Catalytic test pipe set, Stainless Steel</p>	<b>1620301910</b> For reference: 94.260S	Boxster man. (986)	2.5	09/96-08/99	Catalytic Converter Type: without catalytic convertor Quantity Unit: Set Equipment Variant: Dummy Cat Material: Stainless Steel
 <p>Connecting tube, from exhaust to catalytic converter, Stainless Steel, polished</p>	<b>1620400510</b> For reference: 94.290S 99611131301	Boxster (986)	2.5-3.2	09/96-12/04	Fitting Position: Centre Exhaust System: Post-catalyst Quantity Unit: Set Material: Stainless Steel Surface: Blank
 <p>Exhaust, OE style, with dual "S" tail pipe, standard sound, Stainless Steel. With TÜV/EEC approval</p>	<b>1620600100</b> For reference: 94.335S 99611115101 99611115202	Boxster (986) Boxster (with installation kit) (986)	2.7-3.2 2.5	06/99-12/04 09/96-08/99	Equipment Variant: OE Style Equipment Variant: Standard Sound Exhaust System: Double End Pipe Material: Stainless Steel
 <p>Exhaust, Sport with dual tail pipes, Stainless Steel. With TÜV/EEC approval for 2.5 L engine</p>	<b>1620602800</b> For reference: 94.310S 99611114105 99611114202	Boxster (986) Boxster (986) (installation kit needed)	2.7-3.2 2.5	06/99-12/04 09/96-08/99	Equipment Variant: Standard Sound Exhaust System: Double End Pipe Material: Stainless Steel Surface: Blank
 <p>Exhaust, Sport, with single oval tailpipe, Stainless Steel. With TÜV/EEC approval</p>	<b>1620602900</b> For reference: 94.301S 99611114110	Boxster (986) Boxster (986) (installation kit needed)	2.7-3.2 2.5	06/99-12/04 09/96-08/99	Equipment Variant: Standard Sound Exhaust System: Single tailpipe Material: Stainless Steel Surface: Blank







Description	Item no.	Application	Engine	Year	Criteria / Information
 <p>Exhaust, Sport, with single tail pipe, Stainless Steel. With TÜV/EEC approval</p>	<b>1620603000</b> <i>For reference:</i> 94.201S 99611112105 99611112106 99611112107	Boxster (986)	2.5	09/96-08/99	Equipment Variant: Standard Sound Exhaust System: Single tailpipe Material: Stainless Steel Surface: Blank
 <p>Exhaust, Sport, OE-style, dual, "Super Sound" tail pipe, Stainless Steel. With TÜV/EEC approval</p>	<b>1620605100</b> <i>For reference:</i> 94.331S	Boxster (986) Boxster (986) (with installation kit)	2.7-3.2 2.5	06/99-12/04 09/96-08/99	Equipment Variant: OE Style Equipment Variant: Super Sound Exhaust System: Double End Pipe Equipment Variant: Loose tail pipes Material: Stainless Steel Surface: Blank
 <p>Exhaust, Sport, OE style, with dual tail pipes, Stainless Steel. With TÜV/EEC approval</p>	<b>1620605200</b> <i>For reference:</i> 94.330S 99611114105 99611114202 99611115101 99611115202	Boxster (986) Boxster (986) (with installation kit)	2.7-3.2 2.5	06/99-12/04 09/96-08/99	Equipment Variant: OE Style Exhaust System: Double End Pipe Equipment Variant: Loose tail pipes Material: Stainless Steel Surface: Blank
 <p>Exhaust, Sport, OE style, without tail pipes, Stainless Steel, with TÜV/EEC approval</p>	<b>1620606800</b> <i>For reference:</i> 94.300S	Boxster (986) Boxster (986) (installation kit needed)	2.7-3.2 2.5	06/99-12/04 09/96-08/99	Equipment Variant: OE Style Exhaust System: without exhaust pipe Material: Stainless Steel Surface: Blank
 <p>Exhaust, Sport, OE style, with dual "S" tail pipe, with adjustable sound valves. Stainless steel</p>	<b>1620610400</b> <i>For reference:</i> 94.335SSOUND	Boxster (w/installation kit) Boxster/Boxster S	2.5 2.7-3.2	09/96-08/99 08/99-	Specification: OE Exhaust System: Double End Pipe Equipment Variant: Loose tail pipes Equipment Variant: w/adj. sound valve Material: Stainless Steel Surface: Blank
 <p>Exhaust, Sport, OE style, without tailpipes, "Super Sound", Stainless Steel</p>	<b>1620800600</b> <i>For reference:</i> 94.300SEXP	Boxster (986) (with installation kit) Boxster (986)	2.5 2.7-3.2	09/96-08/99 06/99-12/04	Equipment Variant: OE Style Equipment Variant: Super Sound Exhaust System: without exhaust pipe Material: Stainless Steel Surface: Blank
 <p>Exhaust, Sport, OE style, with dual tail pipes, "Super sound", Stainless Steel</p>	<b>1620800700</b> <i>For reference:</i> 94.330SEXP	Boxster (986) (with installation kit) Boxster (986)	2.5 2.7-3.2	09/96-08/99 06/99-12/04	Equipment Variant: OE Style Equipment Variant: Super Sound Exhaust System: Double End Pipe Equipment Variant: Loose tail pipes Material: Stainless Steel Surface: Blank







Description	Item no.	Application	Engine	Year	Criteria / Information
 <p>Tail pipe, dual look, stainless steel</p>	<b>1620703900</b> <i>For reference:</i> 94.904S	Boxster (986)	2.5-3.2	09/96-12/04	Fitting Position: Rear Exhaust System: Double End Pipe Exhaust System: Round tailpipe type Diameter [mm]: 80 for article number: 94.300S Material: Stainless Steel Surface: Blank
 <p>Tail pipe, OE look, Stainless Steel</p>	<b>1620704000</b> <i>For reference:</i> 94.905S	Boxster (986)	2.5-3.2	09/96-12/04	Fitting Position: Rear Exhaust System: Double End Pipe Exhaust System: Round tailpipe type Equipment Variant: OE look Diameter [mm]: 95 for article number: 94.300S Material: Stainless Steel Surface: Blank
 <p>Tail pipe, Super sound, Stainless Steel</p>	<b>1620704400</b> <i>For reference:</i> 94.903S	Boxster (986)	2.5-3.2	09/96-12/04	Fitting Position: Rear Exhaust System: Double End Pipe Exhaust System: Round tailpipe type Equipment Variant: Super Sound Diameter [mm]: 84 for article number: 94.300S Material: Stainless Steel Surface: Blank
 <p>Tail pipe, Triple look, Stainless Steel</p>	<b>1620704500</b> <i>For reference:</i> 94.902S	Boxster (986)	2.5-3.2	09/96-12/04	Fitting Position: Rear Exhaust System: Round tailpipe type Equipment Variant: Triple look Equipment Variant: Super Sound Diameter [mm] from: 70 Diameter [mm] to: 84 for article number: 94.300S Material: Stainless Steel Surface: Blank




Description	Item no.	Application	Engine	Year	Criteria / Information
 <p>Additional support for exhaust</p>	<b>1621400100</b> <i>For reference:</i> 99611124201 99611124201	Boxster (986)	2.7-3.2	06/99-12/04	Exhaust System: for rear silencer
 <p>Mounting kit for mounting a 2.7-3.2 system on a 2.5L engine</p>	<b>1621700110</b> <i>For reference:</i> 00004420011	Boxster (986)	2.5	09/96-08/99	Exhaust System: for rear silencer Supplementary Article/Supplementary Info 2: with support strap
 <p>Mounting kit for catalytic converter with clamps, gaskets, nuts &amp; bolts</p>	<b>1621700910</b> <i>For reference:</i> 94.260KIT	Boxster (986)	2.5	09/96-08/99	
 <p>Switch set for sound valves</p>	<b>1625002710</b> <i>For reference:</i> EQ253101	996 (not Turbo) 997 997 Turbo Boxster (986)	3.4-3.6 3.6-3.8 3.6 2.5-3.2	09/97-08/05 07/04- 03/06- 09/96-12/04	











Description	Item no.	Application	Engine	Year	Criteria / Information
 <p>Exhaust set, Sport, rear, with catalytic converters, left/right, Stainless Steel</p>	<p><b>1620602410</b> For reference: 98.300S</p>	<p>Boxster (987) Cayman (987C)</p>	<p>2.7-3.4 2.7-3.4</p>	<p>10/04-12/09 07/06-12/09</p>	<p>Catalytic Converter Type: with 3 way catalyst Equipment Variant: 200 cells cat Material: Stainless Steel Surface: Blank Quantity Unit: Set</p>
 <p>Exhaust set, Sport, rear, without catalytic converters, left/right, Stainless Steel</p>	<p><b>1620602510</b> For reference: 98.301S</p>	<p>Boxster (987) Cayman (987C)</p>	<p>2.7-3.4 2.7-3.4</p>	<p>10/04-08/08 07/06-02/09</p>	<p>Catalytic Converter Type: without catalytic convertor Material: Stainless Steel Surface: Blank Quantity Unit: Kit</p>



Description	Item no.	Application	Engine	Year	Criteria / Information
 <p>Tail pipe kit, Turbo look 4S, left/right, Stainless Steel</p>	<p><b>1620702710</b> For reference: 95.902S</p>	<p>Cayenne S/Turbo model (955)</p>	<p>4.5</p>	<p>09/02-09/07</p>	<p>Fitting Position: Rear Exhaust System: for rear silencer Equipment Variant: Turbo look 4R Material: Stainless Steel Surface: Blank Quantity Unit: Set</p>




Description	Item no.	Application	Engine	Year	Criteria / Information
 <p>Rear exhaust, stainless steel. With TÜV/EEC approval</p>	<b>1620611200</b> <i>For reference:</i> 92.210SSI 90111101105 91111110200	911 S (mech. injection) 911 T/E/S (not mech.injection)	2.4 2.0-2.4	08/71-07/73 01/63-12/73	Exhaust System: Single tailpipe Pipe Ø [mm]: 60 Material: Stainless Steel
 <p>Rear exhaust, stainless steel. With TÜV/EEC approval</p>	<b>1620611300</b> <i>For reference:</i> 92.211SSI 91111102501	911 (conversion) 911/911 S/911 Carrera	3.0 2.7	08/75-07/83 08/73-07/75	Exhaust System: Single tailpipe Pipe Ø [mm]: 60 Material: Stainless Steel Surface: Blank
 <p>Rear exhaust, stainless steel. With TÜV/EEC approval</p>	<b>1620611800</b> <i>For reference:</i> 92.201SSI 91111103100 93011102200 93011104300	911 Carrera 911 SC/911 Carrera	3.2 2.7-3.0	08/83-07/89 08/75-07/83	Exhaust System: Single tailpipe Pipe Ø [mm]: 60 Material: Stainless Steel Surface: Blank
 <p><b>Picture not available</b></p> <p>Racing exhaust with bolt-on inlet flanges. Stainless steel. Tail pipes diameter Ø63.50 mm</p>	<b>1620801800</b> <i>For reference:</i> 92.212ASSI	911 S (mech. injection) 911 T/E/S (not mech.injection)	2.4 2.0-2.4	08/71-07/73 01/63-12/73	Equipment Variant: Racing type Exhaust System: Double End Pipe Equipment Variant: Bolt-On inlet flange Material: Stainless Steel
 <p>Heat exchanger set, stainless steel, left/right, SSI</p>	<b>1623104910</b> <i>For reference:</i> 91.911SSI	911 (carb.) Europe 911 (carb.) USA 911 (inj.) Europe 911 (inj.) USA 911 Europe 911 Europe 911 USA Federal 911 USA Federal	2.0 2.0-2.4 2.0-2.4 2.0-2.4 2.7 3.0 2.7 3.0	01/63-07/73 08/65-07/71 08/68-07/71 08/68-07/71 08/73-07/75 08/77-07/83 08/74-07/75 08/77-07/78	Fitting Position: Left and right Material: Stainless Steel Quantity Unit: Set
 <p>Heat exchanger set, stainless steel, left/right, SSI</p>	<b>1623105010</b> <i>For reference:</i> 91.913SSI	911 (inj.) Europe 911 (inj.) USA 911 Carrera Europe	2.4 2.2-2.4 2.7	08/71-07/73 08/71-07/73 08/73-07/75	Fitting Position: Left and right Material: Stainless Steel Quantity Unit: Set
 <p>Heat exchanger set, stainless steel, left/right, SSI</p>	<b>1623105110</b> <i>For reference:</i> 91.915SSI	911 (Conversion) USA	3.0	08/79-07/83	Fitting Position: Left and right Material: Stainless Steel Quantity Unit: Set
 <p>Heat exchanger set, stainless steel, left/right, SSI. IMPORTANT: Major modification needed on engine tin ware when installing on 3,2 l engines.</p>	<b>1623105210</b> <i>For reference:</i> 91.917SSI	911 (Conversion)	3.2	08/83-07/89	Fitting Position: Left and right Material: Stainless Steel Quantity Unit: Set






Description	Item no.	Application	Engine	Year	Criteria / Information
 <p>Heat exchanger set, stainless steel, left/right, SSI. IMPORTANT: Major modification needed on engine tin ware when installing on 3,2 l engines.</p>	<b>1623105310</b> For reference: 91.936SSI	911 (Conversion)	3.6	01/63-07/89	Fitting Position: Left and right Material: Stainless Steel Quantity Unit: Set
 <p>Heat exchanger set, stainless steel, left/right, SSI</p>	<b>1623105410</b> For reference: 91.914SSI	914/4	2.0	01/72-12/75	Fitting Position: Left and right Material: Stainless Steel Quantity Unit: Set
 <p>Heat exchanger set, stainless steel, left/right, SSI</p>	<b>1623105510</b> For reference: 91.912SSI	914/4	1.7-1.8	01/69-02/76	Fitting Position: Left and right Material: Stainless Steel Catalytic Converter Type: for vehicles without catalytic converter Quantity Unit: Set
 <p>Heat control box, Stainless Steel, left, SSI</p>	<b>1623200670</b> For reference: 90.001SSI 90121100722	911 Carrera 911 S (mech. injection) 911 SC Turbo 911 SC/911 Carrera 911 T/E/S (not mech.injection) 911/911 S/911 Carrera 912	3.2 2.4 3.3 2.7-3.0 2.0-2.4  2.7 1.6	08/83-07/86 08/71-07/73 08/78-07/86 08/75-07/83 01/63-07/73  08/73-07/75 01/65-12/69	Fitting Position: Left Short Version: Operating Mode: Mechanical Material: Stainless Steel
 <p>Heat control box, Stainless Steel, right, SSI</p>	<b>1623200680</b> For reference: 90.002SSI 90121100822	911 Carrera 911 S (mech. injection) 911 SC Turbo 911 SC/911 Carrera 911 T/E/S (not mech.injection) 911/911 S/911 Carrera 912	3.2 2.4 3.3 2.7-3.0 2.0-2.4  2.7 1.6	08/83-07/86 08/71-07/73 08/78-07/86 08/75-07/83 01/63-07/73  08/73-07/75 01/65-12/69	Fitting Position: Right Short Version: Operating Mode: Mechanical Material: Stainless Steel
 <p>Heat control box, El-engine, stainless steel, left, SSI</p>	<b>1623200770</b> For reference: 90.005SSI 91121101300	911	3.2-3.3	08/86-07/89	Fitting Position: Left Long Version: Operating Mode: Electric Material: Stainless Steel
 <p>Heat control box, El-engine, stainless steel, right, SSI</p>	<b>1623200780</b> For reference: 90.006SSI 91121101400	911	3.2-3.3	08/86-07/89	Fitting Position: Right Long Version: Operating Mode: Electric Material: Stainless Steel





Description	Item no.	Application	Engine	Year	Criteria / Information
 <p data-bbox="54 600 349 667">SSI Connecting piece, heat control box, stainless steel, SSI</p>	<p data-bbox="352 230 539 315"><b>1623250201</b> For reference: 90.009SSI 91165911900</p>	<p data-bbox="542 230 799 253">911</p>	<p data-bbox="802 230 1059 253">2.7-3.3</p>	<p data-bbox="1062 230 1197 253">08/73-07/86</p>	<p data-bbox="1200 230 1473 338">Pipe Connector: Clamp Sleeve Equipment Variant: For heat control box Material: Stainless Steel</p>



Description	Item no.	Application	Engine	Year	Criteria / Information
 Exhaust metal band, 2 pcs. required, stainless steel. SSI quality	<b>1621401800</b> <i>For reference:</i> 90111115704				Exhaust System: for rear silencer Length [mm]: 510 Material: Stainless Steel Required quantity: 2
 Exhaust metal band, 598 mm, left, stainless steel. SSI quality	<b>1621401970</b> <i>For reference:</i> 93011115900	911 Carrera 911 SC/911 Carrera	3.2 2.7-3.0	08/83-07/89 08/75-07/83	Fitting Position: Left Exhaust System: for rear silencer Length [mm]: 598 Material: Stainless Steel
 Exhaust metal band, 648 mm, right, stainless steel. SSI	<b>1621401980</b> <i>For reference:</i> 93011117500	911 Carrera 911 SC/911 Carrera	3.2 2.7-3.0	08/83-07/89 08/75-07/83	Fitting Position: Right Exhaust System: for rear silencer Length [mm]: 648 Material: Stainless Steel



Description	Item no.	Application	Engine	Year	Criteria / Information
 <p>Exhaust gas flap, Pierburg, Ø 51 mm</p>	<b>1619900402</b> <i>For reference:</i> EQ253095	Porsche Universal	All	All	Operating Mode: Pneumatic Inner Diameter [mm]: 51
 <p>Tail pipe, Stainless Steel, polished</p>	<b>1620704300</b> <i>For reference:</i> 96.900S	964 993 996	3.3-3.8 3.6-3.8 3.4-3.6	12/88-05/94 08/93-07/97 08/97-07/04	Fitting Position: Rear Exhaust System: Oval tailpipe type Material: Stainless Steel Surface: Blank Required quantity: 2
 <p>Catalytic converter unit, Sport, 100 cells, Stainless Steel, polished</p>	<b>1620900100</b> <i>For reference:</i> PO-98000	Porsche Universal	All	All	Fuel Type: Petrol Equipment Variant: 100 cpi Outer Diameter [mm]: 108 Inner Diameter [mm]: 105 Length [mm]: 390 Equipment Variant: Including cones Material: Stainless Steel
 <p>Catalytic converter unit, Sport, 200 cells, Stainless Steel, polished</p>	<b>1620900300</b> <i>For reference:</i> PO-98000/200	Porsche Universal			Fuel Type: Petrol Equipment Variant: 200 cpi Outer Diameter [mm]: 108 Inner Diameter [mm]: 105 Length [mm]: 390 Equipment Variant: Including cones Material: Stainless Steel
 <p>Catalytic converter unit, Sport, 100 CPSI, 108 mm</p>	<b>1620900400</b> <i>For reference:</i> 80869	Porsche Universal			Fuel Type: Petrol Equipment Variant: 100 cpi Outer Diameter [mm]: 108 Inner Diameter [mm]: 105 Length [mm]: 100 Material: Stainless Steel
 <p>Catalytic converter unit, Sport, 200 CPSI, 108 mm</p>	<b>1620900500</b> <i>For reference:</i> 80870	Porsche Universal			Fuel Type: Petrol Equipment Variant: 200 cpi Outer Diameter [mm]: 108 Inner Diameter [mm]: 105 Length [mm]: 100
 <p>Gasket for exhaust</p>	<b>1621100100</b> <i>For reference:</i> 91111118802	911 (not turbo)	2.7-3.2	08/75-07/89	Exhaust System: for front silencer Fitting Position: Front Shape: O-shape Material: Steel



Description	Item no.	Application	Engine	Year	Criteria / Information
 Gasket for exhaust	<b>1621100200</b> <i>For reference:</i> 91111118900 91111118903	911 911 Turbo	2.7-3.2 3.0	08/75-07/89 01/75-12/77	Exhaust System: for front silencer Fitting Position: Centre Shape: O-shape Material: Steel
 Gasket for exhaust	<b>1621100300</b> <i>For reference:</i> 93011119301 93011119301 93011119304 93011119305 93011119307	911 SC/Carrera/930 964 Turbo	2.7-3.3 3.3-3.6	08/75-07/89 08/90-09/93	Exhaust System: for front silencer Fitting Position: Rear Shape: triangular Material: Steel
 Gasket for exhaust, metal	<b>1621100400</b> <i>For reference:</i> 99711111300 99711111300	997 Boxster (987) Cayman (987C)	3.6-3.8 2.7-3.4 2.7-3.4	07/04-07/08 11/04- 11/05-	Shape: triangular Material: Steel
 Gasket for heat exchanger and exhaust pipe	<b>1621100606</b> <i>For reference:</i> 99311119500 99311119500	924 Turbo/GT 944 Turbo 964 C2/C4 993	2.0 2.5 3.6 3.6	06/80-10/86 08/85-07/91 12/88-06/94 10/93-09/97	Material: Steel Shape: Round
 Gasket for exhaust to heat exchanger	<b>1621100700</b> <i>For reference:</i> 99.021 90111119300	911 Carrera 911 S (mech. injection) 911 T/E/S (not mech.injection) 911/911 S/911 Carrera	3.2 2.4 2.0-2.4 2.7	08/83-07/89 08/71-07/73 08/66-07/73 08/73-07/75	Fitting Position: before rear silencer
 Gasket for heat exchanger to cylinder head. 3 pcs. required for each heat exchanger	<b>1621100800</b> <i>For reference:</i> 99.001 90111119500 93011119101 93011119109 93011119113	911 S (mech. injection) 911 SC/911 Carrera 911 T/E/S (not mech.injection) 911 Turbo 911/911 S/911 Carrera	2.4 2.7-3.0 2.0-2.4 3.0-3.3 2.7	08/71-07/73 08/75-07/83 01/63-07/73 01/75-07/83 08/73-07/75	Fitting Position: Cylinder Head Exhaust System: for front silencer Required quantity: 3
 Gasket for heat exchanger to cylinder head. 3 pcs. required for each heat exchanger inner diameter 42mm	<b>1621100900</b> <i>For reference:</i> 93011119112 93011119106 93011119111 93011119112	911 SC/Carrera 911 Turbo	3.2 3.3	08/83-07/89 08/83-07/89	Fitting Position: Cylinder Head Exhaust System: for front silencer Required quantity: 3



Description	Item no.	Application	Engine	Year	Criteria / Information
 <p>Large gasket for mounting heat exchanger no. 91.103 to intermediate tube no. 92.103</p>	<b>1621101000</b> <i>For reference:</i> 99.004 93011119203 93011119204 93011119206	911 Carrera 911 SC/911 Carrera 911 Turbo 964 Turbo 993 Carrera	3.2 2.7-3.0 3.3 3.3-3.6 3.6-3.8	08/83-07/89 08/75-07/83 09/77-07/89 08/90-09/93 10/93-09/97	Exhaust System: for middle silencer Shape: Oval for article number: 91.103/92.103
 <p>Gasket for mounting heat exchanger/exhaust to cylinder head</p>	<b>1621101100</b> <i>For reference:</i> 92.307 61611129100	356 A 356 B T.5 Europe 356 B/C export USA 912 export USA	1.6 1.6 1.6 1.6	01/55-12/61 01/59-08/61 01/59-12/65 01/65-02/70	Exhaust System: for middle silencer Exhaust System: for rear silencer Thickness [mm]: 1.2
 <p>Gasket for rear exhaust to intermediate exhaust</p>	<b>1621101200</b> <i>For reference:</i> 99.009 91111119101	911 Carrera 911 SC/911 Carrera	3.2 2.7-3.0	08/83-07/89 08/75-07/83	Exhaust System: from middle silencer to rear silencer Shape: triangular
 <p>Gasket for turbo bypass pipe, stainless steel</p>	<b>1621101300</b> <i>For reference:</i> 93012319201 93012319201	911 Turbo 911 Turbo	3.0 3.3	01/75-12/77 09/77-07/87	Charge Type: Turbo Exhaust System: from middle silencer Material: Stainless Steel
 <p>Gasket for wastegate</p>	<b>1621101400</b> <i>For reference:</i> 93012319401 93012319401	911 Turbo 911 Turbo 924 Turbo	3.0 3.3 2.0	01/75-12/77 09/77-07/85 06/80-10/86	Surface: Galvanized
 <p>Sealing ring for exhaust clamp, Ø67x80x26, metal</p>	<b>1621101500</b> <i>For reference:</i> 96411124701 96411124701	964	3.6	12/88-06/94	Material: Steel Diameter 1 [mm]: 67 Diameter 2 [mm]: 80 Diameter 3 [mm]: 26



Description	Item no.	Application	Engine	Year	Criteria / Information
 <p>Gasket for exhaust, triangular</p>	<b>1621101600</b> For reference: 92811112702	928 993 Carrera	4.5-5.4 3.6-3.8	09/77-11/95 10/93-09/97	Exhaust System: for front silencer Shape: triangular
 <p>Sealing ring for exhaust clamp, Ø52x64x26, metal</p>	<b>1621101700</b> For reference: 928111124605	928 993	4.7-5.4 3.6-3.8	09/85-11/95 10/93-09/97	Material: Steel Diameter 1 [mm]: 52 Diameter 2 [mm]: 64 Diameter 3 [mm]: 26
 <p>Gasket for exhaust, triangular</p>	<b>1621101800</b> For reference: 99611111350	996	3.4-3.6	09/97-08/05	Exhaust System: in front of the catalyst Shape: triangular
 <p>Gasket for catalytic converter</p>	<b>1621200100</b> For reference: 96411119800 96411119800	964 C2/C4	3.6	12/88-06/94	Exhaust System: for catalytic converter
 <p>Gasket for catalytic converter</p>	<b>1121201000</b> For reference: 253614001 431253137A 477253137 855253137A	Golf Cabrio Porsche 924 VW T.2 (T25) VW T.2 (T25)	1.6 (RE) 2.0 1.9 (DG/DF) 2.1 (DJ)	06/87-02/90 01/78-12/85 01/86-08/87 03/86-08/87	Weight [kg]: 0.020 Technical Information Number: Stock code : 21
 <p>Exhaust clamp, without bolt/nut, Ø75 mm, galvanized</p>	<b>1621400210</b> For reference: 91111118700	911 (not turbo)	2.7-3.2	08/75-07/89	Exhaust System: for middle silencer Diameter [mm]: 75 Supplementary Article/Supplementary Info 2: without bolts Surface: Galvanized





Description	Item no.	Application	Engine	Year	Criteria / Information
 <p>Exhaust clamp with bolt and nut, Ø75 mm</p>	<b>1621400300</b> <i>For reference:</i> 96411133600 96411133600	964	3.6	12/88-06/94	Pipe Connector: Clamp Diameter [mm]: 75
 <p>Clamp for mounting exhaust to heat exchanger</p>	<b>1621400400</b> <i>For reference:</i> 92.305 36954109	356 A/B/C 912	1.6 1.6	01/55-12/65 01/65-02/70	Exhaust System: from middle silencer to rear silencer Supplementary Article/Supplementary Info 2: without bolts Supplementary Article/Supplementary Info 2: without nut
 <p>Exhaust clamp, 49.5/45x75 mm, stainless steel</p>	<b>1621400500</b> <i>For reference:</i> 99611111000 99611111000	Boxster (986) Boxster (986) Boxster (987)	2.5 2.7-3.2 2.7-3.4	09/96-08/99 06/99-12/04 11/04-12/11	Exhaust System: from middle silencer to rear silencer Diameter 1 [mm]: 49.5 Diameter 2 [mm]: 45 Length [mm]: 75 Material: Stainless Steel
 <p>Exhaust clamp, 55x58.5x75 mm</p>	<b>1621400600</b> <i>For reference:</i> 99711152000 99711152000	997	3.6-3.8	07/04-07/08	Exhaust System: from middle silencer to rear silencer Diameter 1 [mm]: 58.5 Diameter 2 [mm]: 55 Length [mm]: 75
 <p>Clamp set for tail pipe, Stainless Steel</p>	<b>1621400710</b> <i>For reference:</i> 92.247SCLAMP	964 C2/C4	3.6	12/88-06/94	Quantity Unit: Set Material: Stainless Steel
 <p>Exhaust metal band, 2 pcs. required, stainless steel</p>	<b>1621400800</b> <i>For reference:</i> 99.006 90111115704 901157 04 90115704	911 S (mech. injection) 911 SC/911 Carrera 911 T/E/S (not mech.injection) 911/911 S/911 Carrera	2.4 2.7-3.0 2.0-2.4 2.7	08/71-07/73 08/75-07/83 01/63-07/73 08/73-07/75	Exhaust System: for rear silencer Length [mm]: 510 Material: Stainless Steel Required quantity: 2



Description	Item no.	Application	Engine	Year	Criteria / Information
 Exhaust metal band, 2 pcs. required, stainless steel	<b>1621401000</b> For reference: 93011115500 93011115500	911 SC Turbo 911 Turbo	3.3 3.0	09/77-07/89 01/75-12/77	Exhaust System: for rear silencer Length [mm]: 641 Material: Stainless Steel Required quantity: 2
 Exhaust metal band, 598 mm, left, stainless steel	<b>1621401170</b> For reference: 93011115900 93011115900	911 Carrera 911 SC/911 Carrera	3.2 2.7-3.0	08/83-07/89 08/75-07/83	Fitting Position: Left Exhaust System: for rear silencer Length [mm]: 598 Material: Stainless Steel
 Exhaust metal band, 648 mm, right, stainless steel	<b>1621401180</b> For reference: 93011117500 93011117500	911 Carrera 911 SC/911 Carrera	3.2 2.7-3.0	08/83-07/89 08/75-07/83	Fitting Position: Right Exhaust System: for rear silencer Length [mm]: 648 Material: Stainless Steel
 Exhaust clamp, stainless steel	<b>1621401200</b> For reference: 92811142700	928 993	4.7-5.4 3.6-3.8	09/85-11/95 10/93-09/97	Pipe Connector: Clamp Material: Stainless Steel
 Exhaust metal band, stainless steel	<b>1621401300</b> For reference: 99311111907	993	3.6-3.8	10/93-09/97	Exhaust System: for rear silencer Material: Stainless Steel
 Exhaust clamp, Ø75 mm, galvanized	<b>1621401400</b> For reference: 99611110800	996	3.4-3.6	09/97-08/05	Exhaust System: for rear silencer Pipe Connector: Clamp Diameter [mm]: 75 Surface: Galvanized



Description	Item no.	Application	Engine	Year	Criteria / Information
 <p>Exhaust clamp, Ø52 mm</p>	<b>1621401500</b> <i>For reference:</i> 99611120900	Boxster (986) Boxster (987)	2.5-3.2 2.7-3.4	09/96-12/04 11/04-12/11	Exhaust System: for rear silencer Diameter [mm]: 52
 <p>Exhaust clamp, Ø58.5</p>	<b>1621401700</b> <i>For reference:</i> 99951108700	996 GT3-1	3.4-3.6 3.6	09/97-08/05 03/99-08/05	Exhaust System: for catalytic converter Diameter [mm]: 58.5
 <p>Gasket for heat control box, left/right</p>	<b>1623250100</b> <i>For reference:</i> 91121129700	911	2.0-3.3	01/63-07/89	Fitting Position: Left and right
 <p>Nut M8 for mounting heat exchanger to cylinder head</p>	<b>1623400100</b> <i>For reference:</i> 99908500102 99908500102	911 Carrera 911 S (mech. injection) 911 SC Turbo 911 SC/911 Carrera 911 T/E/S (not mech.injection) 911/911 S/911 Carrera 914/6 964 993	3.2 2.4 3.3 2.7-3.0 2.0-2.4  2.7 2.0 3.6 3.6-3.8	08/83-07/89 08/71-07/73 08/78-07/89 08/75-07/83 01/63-07/73  08/73-07/75 11/69-12/73 12/88-06/94 10/93-09/97	Thread Size: M8
 <p>Heater hose, engine to heat exchanger, Ø60x380 mm, brown paper/alu</p>	<b>1623500100</b> <i>For reference:</i> 90121119400 90121119401	911	2.0-3.3	01/63-07/89	Diameter [mm]: 60 Length [mm]: 380 Material: Paper Material: Aluminium
 <p>Heater hose, engine to heat exchanger, Ø60x460 mm, brown paper/alu</p>	<b>1623500270</b> <i>For reference:</i> 90121119500 90121119501	911 914/6	2.7-3.0 2.0	08/73-07/83 11/69-12/73	Fitting Position: Left Diameter [mm]: 60 Length [mm]: 460 Material: Paper Material: Aluminium
 <p>Heater hose, blower motor to heat exchanger, Ø60x1110 mm, brown paper/alu, højre</p>	<b>1623500280</b> <i>For reference:</i> 91121152200 91121152201	911	2.7-3.0	08/73-07/83	Fitting Position: Right Diameter [mm]: 60 Length [mm]: 1110 Material: Paper Material: Aluminium










Description	Item no.	Application	Engine	Year	Criteria / Information
 <p>Heater hose, engine to heat exchanger, Ø60x130 mm, brown paper/alu, left</p>	<b>1623500370</b> <i>For reference:</i> 93021119600 93021119601	911 Turbo 964 Turbo	3.0 3.3 3.3 3.6	01/75-07/89 08/90-09/93	Fitting Position: Left Diameter [mm]: 60 Length [mm]: 130 Material: Paper Material: Aluminium
 <p>Clamp for heater hose top with holder for heater cable, left</p>	<b>1623550170</b> <i>For reference:</i> 90121105121	911	2.0-3.3	01/63-07/85	Fitting Position: Upper Left
 <p>Clamp for heater hose top with holder for heater cable, right</p>	<b>1623550180</b> <i>For reference:</i> 90121105221	911	2.0-3.3	01/63-07/85	Fitting Position: Upper Right
 <p>Bolt, M8x1.25x40</p>	<b>1625000300</b> <i>For reference:</i> 90007428202	911 Carrera 911 SC 911 Turbo 924 S (118 kW) 944 964 968 993 Carrera	3.2 3.0 3.3 2.5 2.5 3.3-3.6 3.0 3.6-3.8	08/83-07/89 07/77-07/83 09/77-07/89 08/87-07/88 01/85-07/91 12/88-06/94 06/91-11/95 10/93-09/97	Thread Size: M8x1.25 Length [mm]: 40
 <p>Bolt, M8x30</p>	<b>1625000500</b> <i>For reference:</i> 90007536502	997 Boxster (987) Cayman (987C)	3.6-3.8 2.7-3.4 2.7-3.4	07/04-07/08 11/04- 11/05-	Outer Thread [mm]: 8 Length [mm]: 30
 <p>Lock nut, M10x1.5, CU plated</p>	<b>1625000700</b> <i>For reference:</i> 99908400202 99908400202	356 A/B Carrera 356 B Carrera 911 911 T/E/S/Carrera 911 Turbo 914/6	1.6 2.0 2.0 2.2-2.7 3.0 2.0	01/55-12/61 01/59-12/63 01/63-02/72 01/70-06/77 01/75-12/77 11/69-12/73	Thread Size: M10x1.5 Surface: Copper coated Bolt / Nut Version: Self-locking

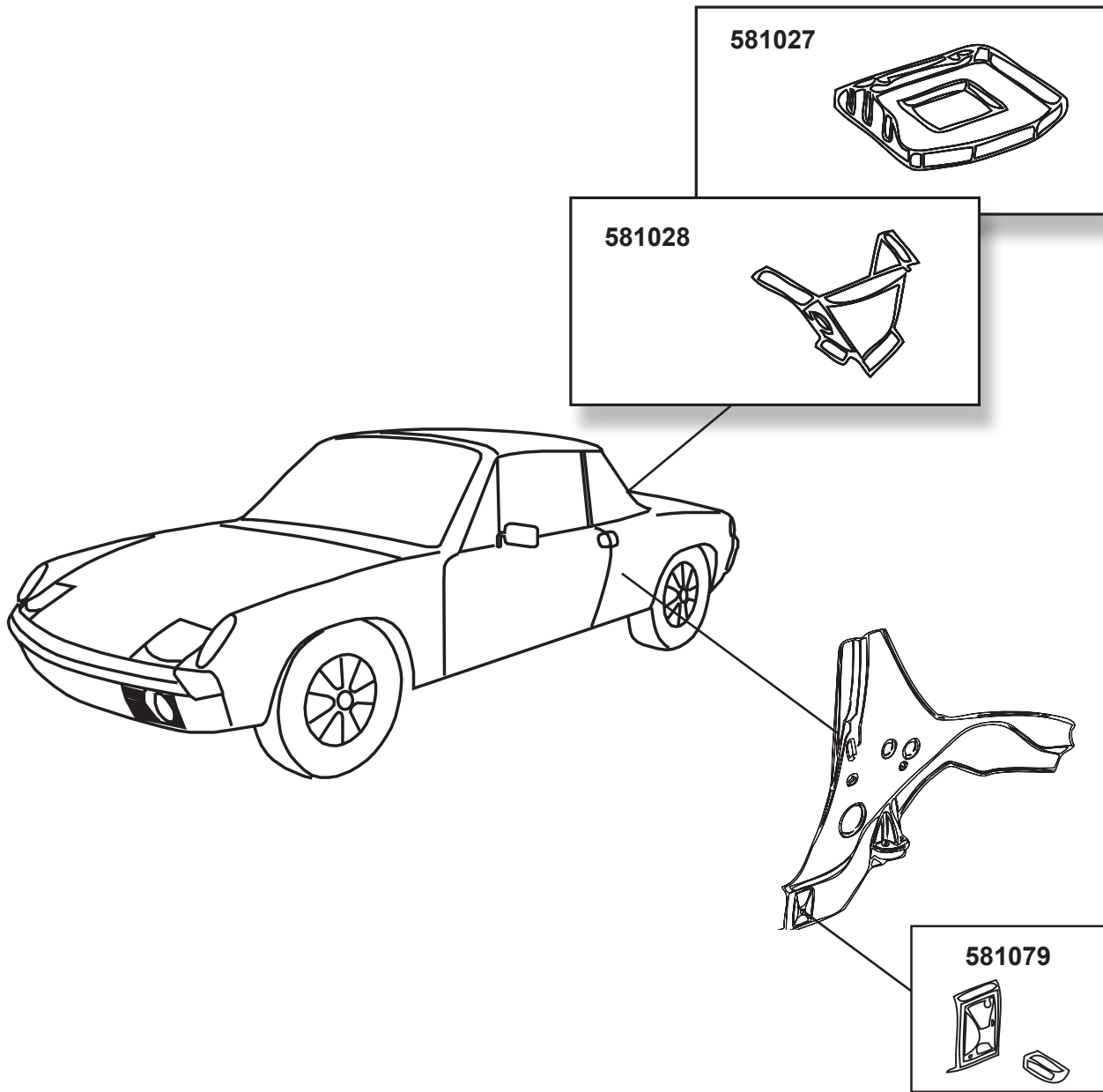


Description	Item no.	Application	Engine	Year	Criteria / Information
 Lock nut, M8x1.25, CU plated	<b>1625000900</b> <i>For reference:</i> 99908405202 99908405202	993 C2 Bischoff 993 C4 Bischoff 996 Boxster (986) GT3-1	3.6 3.6 3.4-3.6 2.5 3.6	10/93-09/97 10/94-09/97 09/97-08/05 09/96-08/99 03/99-08/05	Thread Size: M8x1.25 Material: Copper
 Lock nut, M8x1.25, CU plated	<b>1625001100</b> <i>For reference:</i> 90091009702	911 Carrera 911 SC 911 Turbo 924 944 959 964 Turbo	3.2 3.0 3.3 2.0 2.5 2.8 3.3-3.6	08/83-07/89 07/77-07/83 09/77-07/89 08/76-10/86 06/81-07/91 01/86-04/91 08/90-07/93	Bolt Head-/Nut Design: Hexagon Diameter [mm]: 8 Thread Pitch [mm]: 1.25 Bolt / Nut Version: Self-locking Surface: Copper coated
 Nut, M6x1	<b>1625001200</b> <i>For reference:</i> 90007601002	911 E/S (mech. injection) 911 T (not mech.injection) 911/911S/911 Carrera	2.3-2.7 2.0-2.4 2.7	08/71-07/76 01/63-07/73 08/73-07/75	Bolt Head-/Nut Design: Hexagon Diameter [mm]: 6 Thread Pitch [mm]: 1
 Nut, M8x1.25	<b>1625001300</b> <i>For reference:</i> 90007602502	911 E/S (mech. injection) 911 T (not mech.injection) 911/911S/911 Carrera	2.3-2.7 2.0-2.4 2.7	08/71-07/76 01/63-07/73 08/73-07/75	Thread Size: M8x1.25
 Retaining plate for exhaust mounting, 5 mm	<b>1625001400</b> <i>For reference:</i> 99611331101 99611331101	Bosxter (987) Boxster (986) Boxster (986)	2.7-3.4 2.5 2.7-3.2	11/04- 09/96-08/99 06/99-12/04	Exhaust System: for rear silencer Thickness [mm]: 5
 Washer for bolt, 16.8x8.5x3	<b>1625002400</b> <i>For reference:</i> 99902512509	Universal			





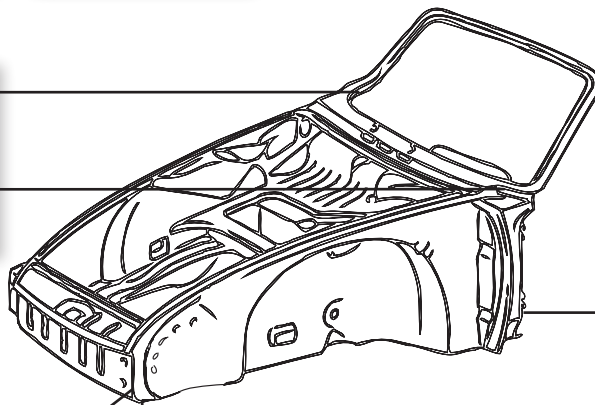
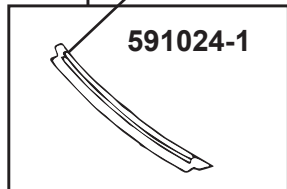
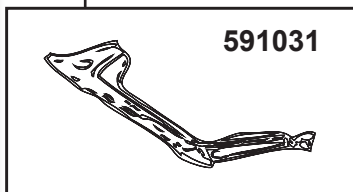
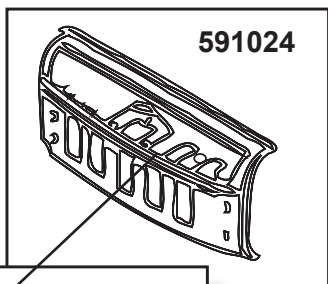
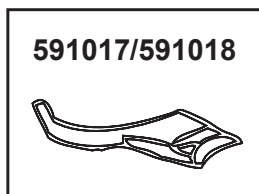

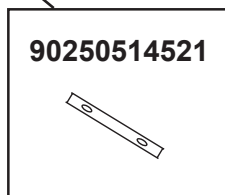
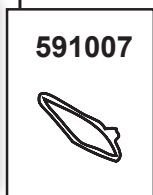
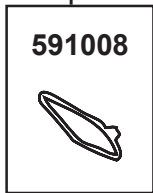
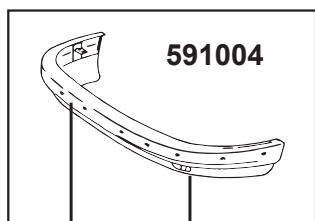
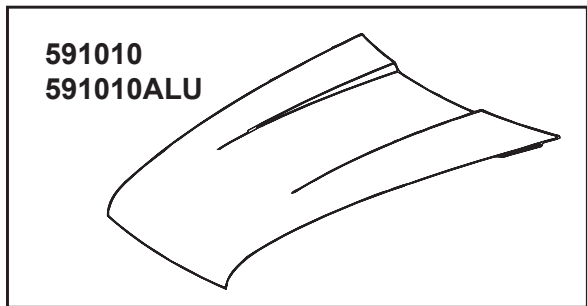
Description	Item no.	Application	Engine	Year	Criteria / Information
 <p>Lock nut, M8x1.25</p>	<b>1625002500</b> <i>For reference:</i> 99908462702	993 Turbo	3.6-3.8	03/95-09/97	Thread Size: M8x1.25 Bolt / Nut Version: Self-locking
 <p>Spring washer for bolt, M6</p>	<b>1625002600</b> <i>For reference:</i> N0122265 N..0122265 N0122265	911 E/S (mech. injection) 911 T (not mech.injection) 911/911S/911 Carrera	2.3-2.7 2.0-2.4 2.7	08/71-07/76 01/63-07/73 08/73-07/75	
 <p>Switch set for sound valves</p>	<b>1625002710</b> <i>For reference:</i> EQ253101	996 (not Turbo) 997 997 Turbo Boxster (986)	3.4-3.6 3.6-3.8 3.6 2.5-3.2	09/97-08/05 07/04- 03/06- 09/96-12/04	
 <p>Silicone hose for connecting heat control box no. 90.001/002 to heat exchanger, Ø60x330 mm</p>	<b>1628000100</b> <i>For reference:</i> 99.003 93021162201	911 Carrera 911 S (mech. injection) 911 SC Turbo 911 SC/911 Carrera 911 T/E/S (not mech.injection) 911/911 S/911 Carrera 914	3.2 2.4 3.3 2.7-3.0 2.0-2.4  2.7 1.7-2.0	08/83-07/89 08/71-07/73 08/78-07/89 08/75-07/83 01/63-07/73  08/73-07/75 01/69-02/76	Diameter [mm]: 60 Length [mm]: 330 Material: Silicone
 <p>Hose for connecting heat control boxes no. 90.001/002 to heat exchanger, Ø60x330 mm, brown paper/alu</p>	<b>1628000101</b> <i>For reference:</i> 93021162201	911 Carrera 911 S (mech. injection) 911 SC Turbo 911 SC/911 Carrera 911 T/E/S (not mech.injection) 911/911 S/911 Carrera 914	3.2 2.4 3.3 2.7-3.0 2.0-2.4  2.7 1.7-2.0	08/83-07/89 08/71-07/73 08/78-07/89 08/75-07/83 01/63-07/73  08/73-07/75 01/69-02/76	Diameter [mm]: 60 Length [mm]: 330 Material: Paper Material: Aluminium
 <p>Lambda sensor with 3 wires</p>	<b>1693800100</b> <i>For reference:</i> 96560612601 92860612400 92860612801 93060612400 93060612401 95160613500 96560612600 96560612601	911 911 Carrera Speedster 911 SC Carrera 928 GT 928 GTS 928 S/S4 928 S4 944 Turbo 964 Carrera 964 Turbo 964 Turbo 968	3.2 3.2 3.2 5.0 5.4 4.9 5.0 2.5 3.6RS 3.3 3.6 3.0	08/86-08/89 08/86-08/89 08/83-08/89 01/89-07/91 08/91-11/95 08/86-07/91 08/86-07/91 08/85-07/91 06/91-09/93 08/90-09/93 01/93-09/93 06/91-11/95	Number of Poles: 3 Overall Length [mm]: 715 Recommended replace interval [km]: 100000
 <p>Lambda sensor</p>	<b>1193802700</b> <i>For reference:</i> 906100016 06A906262BB	Cayenne (955) Cayenne (955)	3.2 4.5 (250-383 kW)	10/03-09/07 09/02-09/07	

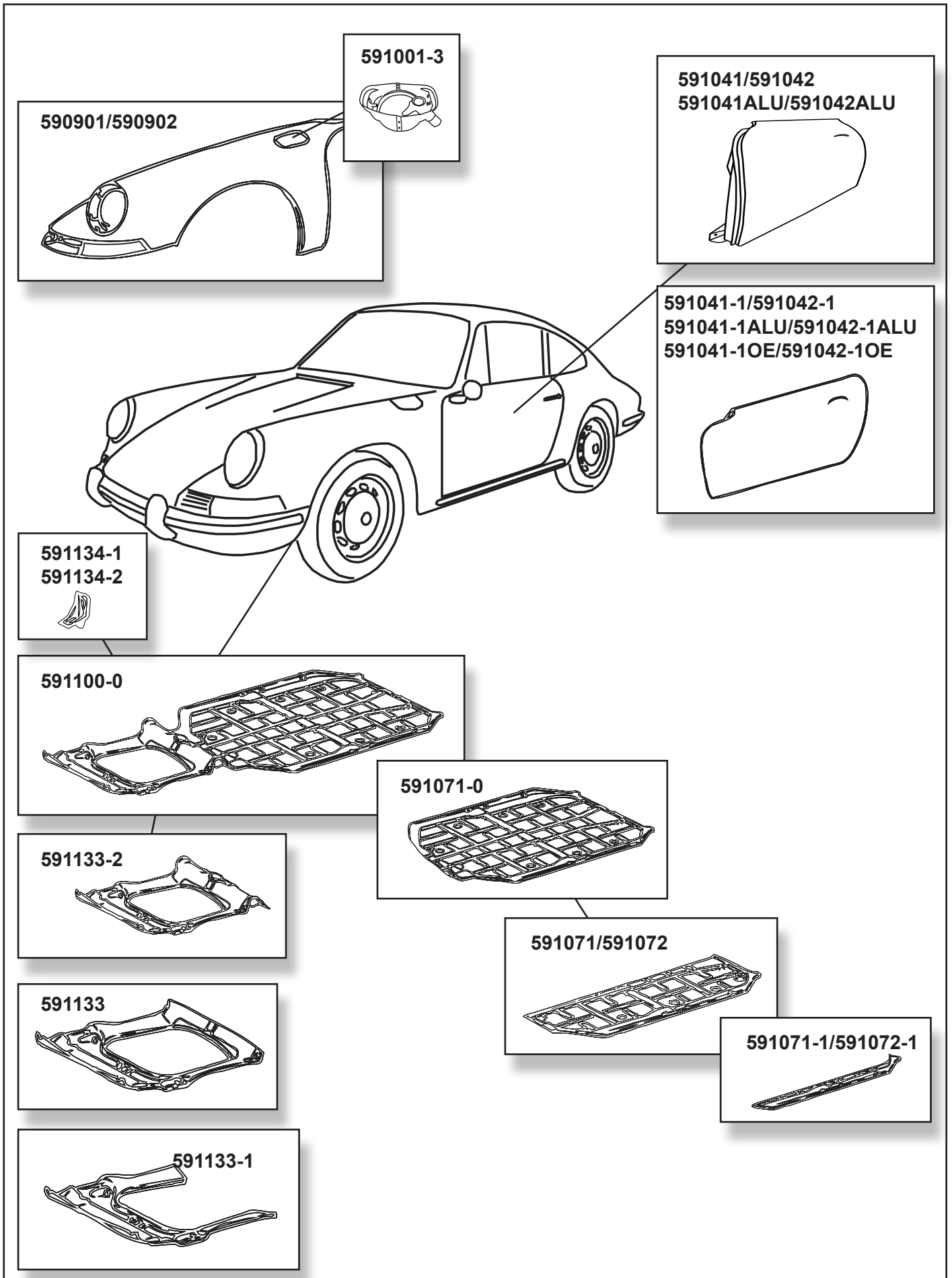


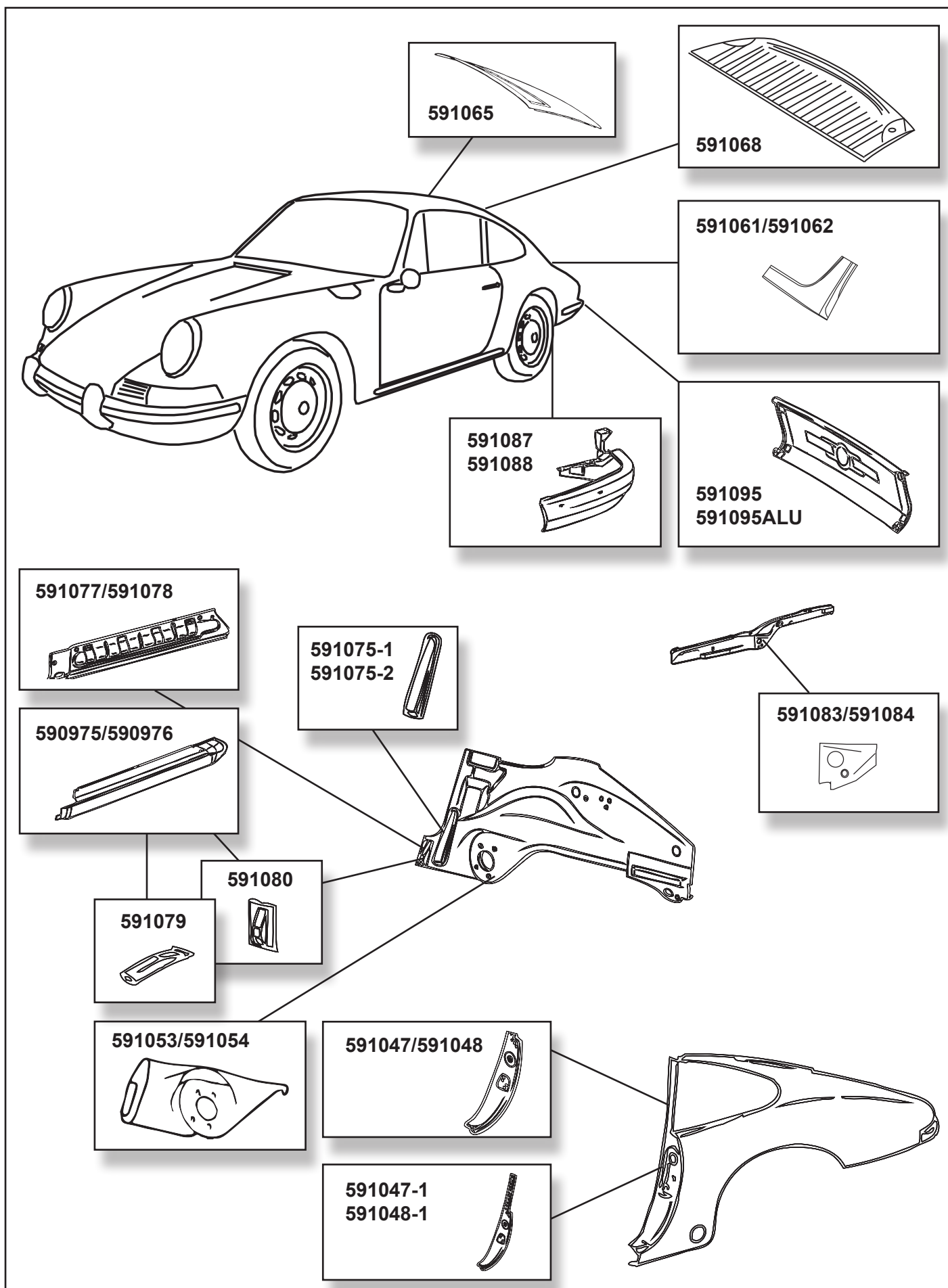


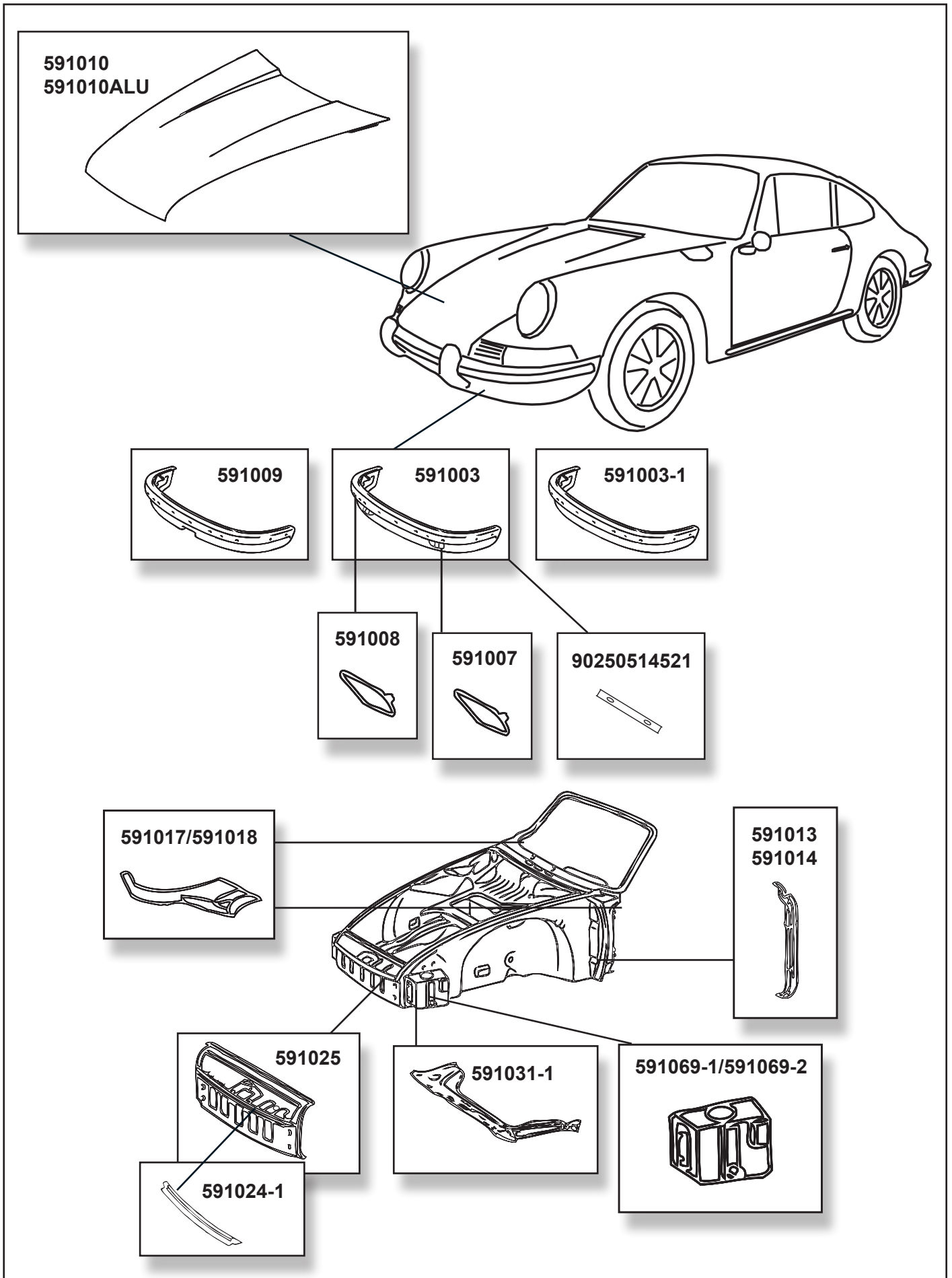


Description	Item no.	Application	Engine	Year	Criteria / Information
 <p>Jack support plate and tube</p>	<b>1681700200</b> <i>For reference:</i> 581079 91450115110 91450115110GRV 91450115310	914	1.7-2.0	01/69-02/76	Fitting Position: Left and right Panel Type: Support Repair Panel: Repair Panel
 <p>Battery tray</p>	<b>1682700100</b> <i>For reference:</i> 581027 91450158710 PCG50158710	914	1.7-2.0	01/69-02/76	Fitting Position: Upper Repair Panel: Repair Panel
 <p>Support for battery tray</p>	<b>1682700200</b> <i>For reference:</i> 581028 91450107310	914	1.7-2.0	01/69-02/76	Fitting Position: Lower Repair Panel: Repair Panel






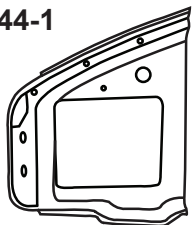




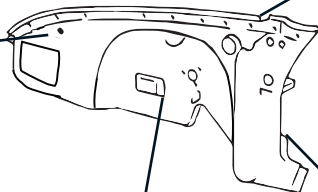




**591043-1**  
**591044-1**



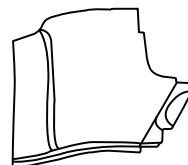
**591043/591044**  
**591045/591046**



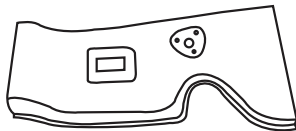
**591043-2**  
**591044-2**



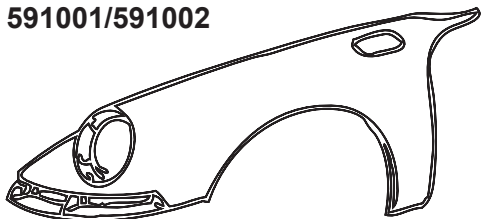
**591043-4**  
**591044-4**



**591043-3**  
**591044-3**



**591001/591002**




**591035/591036**

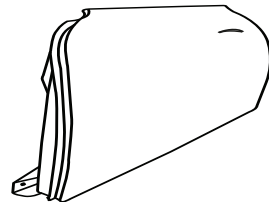


**591001-1/591002-1**

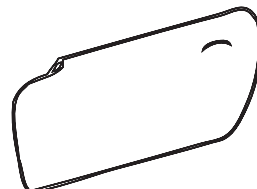




**591041/591042**  
**591041ALU/591042ALU**



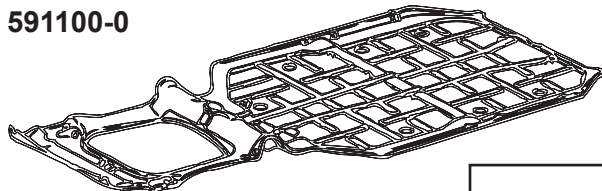
**591041-1/591042-1**  
**591041-1ALU/591042-1ALU**  
**591041-1OE/591042-1OE**



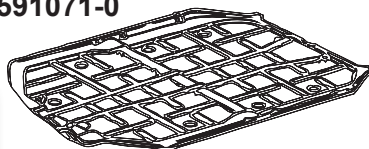
**591134-1**  
**591134-2**



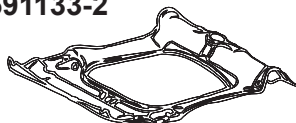
**591100-0**



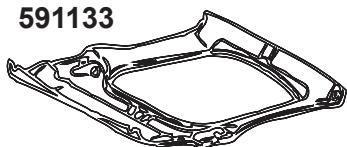
**591071-0**



**591133-2**



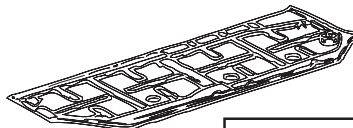
**591133**



**591133-1**

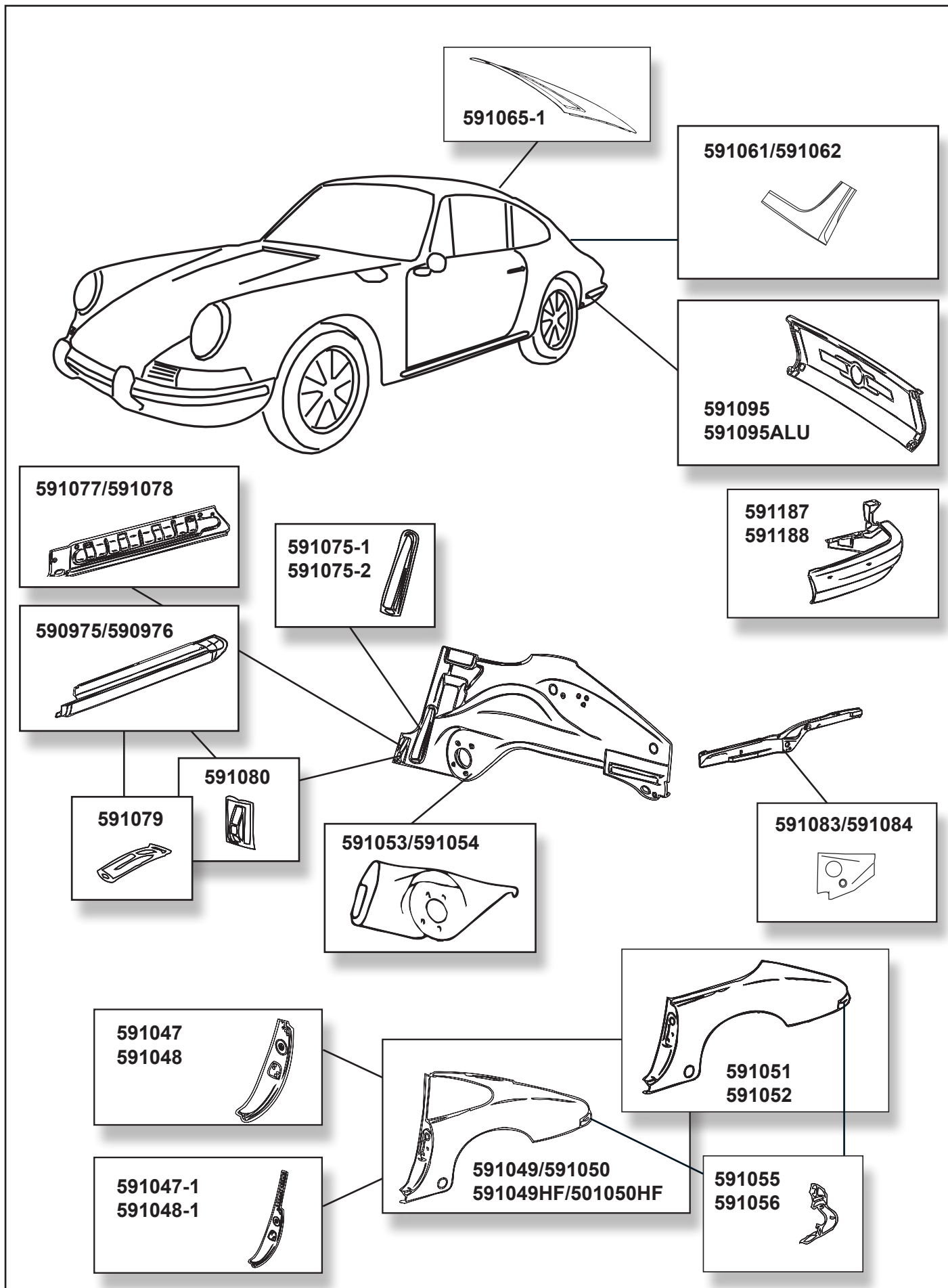


**591071/591072**



**591071-1/591072-1**





















Description	Item no.	Application	Engine	Year	Criteria / Information
 Oil tank (not for oil flap model)	<b>1612900100</b> For reference: 592009 91110700115 91110700116	911	2.0-2.2	01/63-12/71	Equipment Variant: Oil tank
 Fuel tank, 62 L	<b>1615600100</b> For reference: 90120101022 91120190400 91120190402	911 912	2.0-2.7 1.6	01/63-07/73 01/65-02/70	Fuel Tank Capacity [l]: 62
 Fuel tank, 100 L	<b>1615600500</b> For reference: 90120101030	911 (74-89 modifications needed)	2.0-3.3	01/63-07/89	Fuel Tank Capacity [l]: 100
 Bonnet	<b>1680100100</b> For reference: 591010 90151101020	911	2.0-2.7	01/63-07/73	
 Alu bonnet on steel frame. For racing cars only – fragile alu material, total weight 8.45 kg	<b>1680100500</b> For reference: 591010ALU 90151101020	911	2.0-2.7	01/63-07/73	Supplementary Article/Supplementary Info 2: Only for racing purposes Material: Aluminium Equipment Variant: Fragile material Weight [kg]: 8.45
 Engine hood, rear, with hole for license plate lamp	<b>1680200100</b> For reference: 591065 90151201023	911 (short wheel base)	2.0	01/63-07/68	Equipment Variant: Engine lid



Description	Item no.	Application	Engine	Year	Criteria / Information
 Engine hood, rear, with hole for license plate lamp	<b>1680200200</b> <i>For reference:</i> 591065-1 91151201010	911	2.0-2.4	08/68-07/73	Equipment Variant: Engine lid
 Picture not available Engine hood, rear, aluminium	<b>1680200700</b> <i>For reference:</i> 591065ALU DAN51201023 DAN90151201023	911 (short wheel base)	2.0	01/63-11/68	Equipment Variant: Engine lid Material: Aluminium
 Front wing, left	<b>1680300170</b> <i>For reference:</i> 591001 90150303123	911	2.0-2.4	08/68-07/73	Fitting Position: Left Front
 Front wing, right	<b>1680300180</b> <i>For reference:</i> 591002 90150303223	911	2.0-2.4	08/68-07/73	Fitting Position: Right Front
 Front wing, left	<b>1680300570</b> <i>For reference:</i> 590901 90150303122	911	2.0	01/63-07/67	Fitting Position: Left Front
 Front wing, right	<b>1680300580</b> <i>For reference:</i> 590902 90150303222	911	2.0	01/63-07/67	Fitting Position: Right Front
 Picture not available Front wing with welded on RS/Singer look fender flare, for 68-73 LWB body, left	<b>1680300670</b> <i>For reference:</i> 591301-1 DAN50303100 DAN93050303100	Porsche 911	2.0-2.4	08/67-07/73	Fitting Position: Left Front Equipment Variant: RS/Singer look
 Picture not available Front wing with welded on RS/Singer look fender flare, for 68-73 LWB body, right	<b>1680300680</b> <i>For reference:</i> 591302-1 DAN50303200 DAN93050303200	Porsche 911	2.0-2.4	08/67-07/73	Fitting Position: Right Front Equipment Variant: RS/Singer look



Description	Item no.	Application	Engine	Year	Criteria / Information
 <p>Picture not available</p> <p>Wing flare, front, RS/Singer look, for cutting off and welding on, left</p>	<b>1680300770</b> <i>For reference:</i> 591311-1 93050330799	Porsche 911	2.0-2.4	01/63-07/73	Fitting Position: Left Front Equipment Variant: RS/Singer look
 <p>Picture not available</p> <p>Wing flare, front, RS/Singer look, for cutting off and welding on, right</p>	<b>1680300780</b> <i>For reference:</i> 591312-1 93050330899	Porsche 911	2.0-2.4	01/63-07/73	Fitting Position: Right Front Equipment Variant: RS/Singer look
 <p>Inner front wing splash piece, left</p>	<b>1680350370</b> <i>For reference:</i> 591001-5 DAN50303100 DAN91150303100	Porsche 911 Porsche 964	2.0-3.3 3.3-3.6	01/63-07/89 12/88-07/94	Fitting Position: Left Front Panel Type: Inner-wing Panel Section: Rear Section
 <p>Inner front wing splash piece, right</p>	<b>1680350380</b> <i>For reference:</i> 591002-5 DAN50303200 DAN91150303200	Porsche 911 Porsche 964	2.0-3.3 3.3-3.6	01/63-07/89 12/88-07/94	Fitting Position: Right Front Panel Type: Inner-wing Panel Section: Rear Section
 <p>Headlight conduit support tube (2 pcs. required)</p>	<b>1680350400</b> <i>For reference:</i> 590909-1 90163111521GRV 90163115520 90163115521	Porsche 911 Porsche 912	2.0 1.6	01/63-07/68 01/65-07/68	Equipment Variant: Conduit support tube Fitting Position: Left and right Required quantity: 2
 <p>Quarter panel, left</p>	<b>1680400370</b> <i>For reference:</i> 591049 91150306100	911 Coupé	2.0-2.4	08/68-07/73	Fitting Position: Left Rear Panel Type: Full Body Section






Description	Item no.	Application	Engine	Year	Criteria / Information
 Quarter panel, right	<b>1680400380</b> For reference: 591050 91150306200	911 Coupé	2.0-2.4	08/68-07/73	Fitting Position: Right Rear Panel Type: Full Body Section
 Quarter panel, left	<b>1680400470</b> For reference: 591051 91150306140	911 Targa	2.0-2.4	08/68-07/73	Fitting Position: Left Rear Panel Type: Full Body Section
 Quarter panel, right	<b>1680400480</b> For reference: 591052 91150306243	911 Targa	2.0-2.4	08/68-07/73	Fitting Position: Right Rear Panel Type: Full Body Section
 Repair panel for quarter panel without door jamb and tail light holder, 1st press, left	<b>1680401070</b> For reference: 591049HF DAN50306104 DAN91150306104	911 Coupé	2.0-2.4	08/68-07/73	Fitting Position: Left Rear Panel Type: Full Body Section Repair Panel: Repair Panel Equipment Variant: First press
 Repair panel for quarter panel without door jamb and tail light holder, 1st press, right	<b>1680401080</b> For reference: 591050HF DAN50306204 DAN91150306204	911 Coupé	2.0-2.4	08/68-07/73	Fitting Position: Right Rear Panel Type: Full Body Section Repair Panel: Repair Panel Equipment Variant: First press
 Quarter panel, rear, complete with welded on Turbo wing flare, left. For 911 F-model	<b>1680401270</b> For reference: 591349-1 DAN50306100 DAN91150306100	911	2.0-2.4	08/67-07/73	Fitting Position: Left Rear Version: with Turbo flare
 Quarter panel, rear, complete with welded on Turbo wing flare, right. For 911 F-model	<b>1680401280</b> For reference: 591350-1 DAN50306200 DAN91150306200	911	2.0-2.4	08/67-07/73	Fitting Position: Right Rear Version: with Turbo flare
 Quarter panel, rear, Turbo look, F-model, left	<b>1680401470</b> For reference: 591351-1 DAN50306141 DAN91150306141	Porsche 911 Targa	2.0-2.4	08/67-07/73	Fitting Position: Left Rear Equipment Variant: Turbo look
 Quarter panel, rear, Turbo look, F-model, right	<b>1680401480</b> For reference: 591352-1 DAN50306241 DAN91150306241	Porsche 911 Targa	2.0-2.4	08/67-07/73	Fitting Position: Right Rear Equipment Variant: Turbo look



Description	Item no.	Application	Engine	Year	Criteria / Information
 Cross panel	<b>1680500100</b> <i>For reference:</i> 591024 90150103120	Porsche 911	2.0	01/63-07/67	Panel Type: Attachment Panel
 Cross panel with hole for washer tank	<b>1680500200</b> <i>For reference:</i> 591025 90150103121	Porsche 911	2.0-2.4	08/67-07/73	Panel Type: Attachment Panel Equipment Variant: W/hole for wash tank
 Lower frame for turn signal, front, left	<b>1680500970</b> <i>For reference:</i> 591001-1 90150304323 90150304323GRV	911 Coupé	2.0-2.3	08/68-07/73	Fitting Position: Left Front Light Function: for indicator
 Lower frame for turn signal, front, right	<b>1680500980</b> <i>For reference:</i> 591002-1 90150304423 90150304423GRV	911 Coupé	2.0-2.3	08/68-07/73	Fitting Position: Right Front Light Function: for indicator
 Washer tank mount for front panel	<b>1680501200</b> <i>For reference:</i> 591024-2 DAN50103120 DAN90150103120	911	2.0-2.4	01/63-07/73	Panel Type: Attachment Panel Equipment Variant: Washer tank mount
 Frame for turn signal light, metal, front, left	<b>1680501370</b> <i>For reference:</i> 590903-1 90150303722	911	2.0	01/63-07/67	Fitting Position: Left Front Light Function: for indicator Panel Type: Attachment Panel Material: Metal
 Frame for turn signal light, metal, front, right	<b>1680501380</b> <i>For reference:</i> 590904-1 90150303822	911	2.0	01/63-07/67	Fitting Position: Right Front Light Function: for indicator Panel Type: Attachment Panel Material: Metal
 Body front section	<b>1680501400</b> <i>For reference:</i> 591020 DAN50100523 DAN50100524 DAN91150100523 DAN91150100524	Porsche 911	2.0-2.4	08/69-07/73	Panel Type: Frame Panel Section: Front Section
 Protective plate for 62 L fuel tank	<b>1680501900</b> <i>For reference:</i> 590905 90134116203 91134102500 91134102601 91134116100 91134116102 91134116200	Porsche 911	2.0-2.4	01/63-07/73	Equipment Variant: Protective plate Equipment Variant: fuel tank
 <b>Picture not available</b> Corner plate for front wheel housing, left	<b>1680502170</b> <i>For reference:</i> 591045-7 90150130300	911	2.0-2.4	01/63-07/73	Panel Type: Corner Panel Fitting Position: Front Axle Left Equipment Variant: For wheel housing









Description	Item no.	Application	Engine	Year	Criteria / Information
 <p>Picture not available</p> <p>Corner plate for front wheel housing, right</p>	<b>1680502180</b> For reference: 591046-7 90150130400	911	2.0-2.4	01/63-07/73	Panel Type: Corner Panel Fitting Position: Front Axle Right Equipment Variant: For wheel housing
 <p>Picture not available</p> <p>Windscreen frame</p>	<b>1680502200</b> For reference: 591021-0 90150309021 91150398701	Porsche 911 Coupe	2.0-3.3	01/63-07/89	
 <p>Cross panel without bracket for front bumper moulding</p>	<b>1680502400</b> For reference: 591024-0 90150103120	Porsche 911	2.0	01/63-07/67	Panel Type: Attachment Panel Equipment Variant: W/O brakcket, mould.
 <p>Cross panel with hole for washer tank without bracket for front bumper moulding</p>	<b>1680502500</b> For reference: 591025-0 90150103121	Porsche 911	2.0-2.4	08/67-07/73	Panel Type: Attachment Panel Equipment Variant: W/hole for wash tank Equipment Variant: W/O brakcket, mould.
 <p>Rear center panel</p>	<b>1680600200</b> For reference: 591095 90150502320	911	2.0-2.4	01/63-07/73	Fitting Position: Centre Material: Steel Panel Type: Rear Panel Repair Panel: Repair Panel
 <p>Rear center panel, alu</p>	<b>1680600400</b> For reference: 591095ALU 90150502320 90150502320ALU	911	2.0-2.4	01/63-07/73	Fitting Position: Centre Material: Aluminium Panel Type: Rear Panel Repair Panel: Repair Panel
 <p>Rear light support, left</p>	<b>1680600570</b> For reference: 591055 90150307323	911	2.0-2.4	08/68-07/73	Fitting Position: Left Rear Panel Type: Fixing Panel Light Function: for taillight
 <p>Rear light support, right</p>	<b>1680600580</b> For reference: 591056 90150307423	911	2.0-2.4	08/68-07/73	Fitting Position: Right Rear Panel Type: Fixing Panel Light Function: for taillight
 <p>Parcel shelf repair section under rear window</p>	<b>1680600900</b> For reference: 591068 90150208120	911 (SWB)	2.0	01/63-11/68	Panel Type: Attachment Panel Section: Rear Section Section: Upper section Equipment Variant: Parcel shelf



Description	Item no.	Application	Engine	Year	Criteria / Information
 Rear window corner, lower, left	<b>1680601170</b> <i>For reference:</i> 591061 DAN50308701 DAN91150308701	911	2.0-3.3	01/63-07/89	Panel Type: Corner Panel Fitting Position: Left Rear Fitting Position: Lower Equipment Variant: By rear window
 Rear window corner, lower, right	<b>1680601180</b> <i>For reference:</i> 591062 DAN50308702 DAN91150308702	911	2.0-3.3	01/63-07/89	Panel Type: Corner Panel Fitting Position: Right Rear Fitting Position: Lower Equipment Variant: By rear window
 Engine rear lower panel	<b>1680601400</b> <i>For reference:</i> 591066 90150105720 90150108722 91150708000 91150708001	911	2.0-3.2	01/63-07/89	Panel Type: Attachment Panel Fitting Position: Engine Bay Fitting Position: Lower
 <b>Picture not available</b> Targa B-pillar cross cover, outer, brushed alu-look, without side louvres	<b>1680601900</b> <i>For reference:</i> 590929 90156501140	Porsche 911 Targa	2.0	11/64-07/68	Panel Type: Attachment Panel Fitting Position: B-Pillar Equipment Variant: For Targa Material: Stainless Steel Surface: Grained
 <b>Picture not available</b> Targa B-pillar cross cover, outer, brushed alu-look, with side louvres	<b>1680602000</b> <i>For reference:</i> 591029 90156501145	Porsche 911 Targa	2.0-2.7	08/68-06/77	Panel Type: Attachment Panel Fitting Position: B-Pillar Equipment Variant: For Targa Material: Stainless Steel Surface: Grained
 <b>Picture not available</b> Repair panel for lower quarter panel, front, left	<b>1680602470</b> <i>For reference:</i> 591049-1 DAN50306100 DAN91150306100	Porsche 911	2.0-3.3	01/63-07/89	Panel Type: Attachment Panel Repair Panel: Repair Panel Fitting Position: Wing Fitting Position: Lower Left Section: Front Section
 <b>Picture not available</b> Repair panel for lower quarter panel, front, right	<b>1680602480</b> <i>For reference:</i> 591050-1 DAN50306200 DAN91150306200	Porsche 911	2.0-3.3	01/63-07/89	Panel Type: Attachment Panel Repair Panel: Repair Panel Fitting Position: Wing Fitting Position: Lower Right Section: Front Section
 Engine rear lower panel, outer skin only	<b>1680602500</b> <i>For reference:</i> 591066-1 DAN50105700 DAN50108700 DAN90150105700 DAN90150108700	911	2.0-3.2	01/63-07/89	Panel Type: Attachment Panel Fitting Position: Engine Bay Fitting Position: Lower Section: Outer section



Description	Item no.	Application	Engine	Year	Criteria / Information
 Engine rear lower panel, inner skin only	<b>1680602600</b> <i>For reference:</i> 591066-2 90150182021	911	2.0-3.2	01/63-07/89	Panel Type: Attachment Panel Fitting Position: Engine Bay Fitting Position: Lower Section: Inner Section
 Door, complete (without collision reinforcement), left	<b>1680700170</b> <i>For reference:</i> 591041 91153100500 91153100506 91153100509 91153100515 91153100516	911	2.4-3.0	08/72-07/77	Fitting Position: Left Front Supplementary Article/Supplementary Info: without reinforcement
 Door, complete (without collision reinforcement), right	<b>1680700180</b> <i>For reference:</i> 591042 91153100600 91153100606 91153100609 91153100615 91153100616	911	2.4-3.0	08/72-07/77	Fitting Position: Right Front Supplementary Article/Supplementary Info: without reinforcement
 Door, complete, left	<b>1680700370</b> <i>For reference:</i> 590941 90153100521	Porsche 911	2.0	01/63-07/68	Fitting Position: Left Front
 Door, complete, right	<b>1680700380</b> <i>For reference:</i> 590942 90153100621	Porsche 911	2.0	01/63-07/68	Fitting Position: Right Front
 Door, complete, left	<b>1680700470</b> <i>For reference:</i> 591041A 91153100500 91153100506	Porsche 911	2.0-2.4	08/68-07/72	Fitting Position: Left Front












Description	Item no.	Application	Engine	Year	Criteria / Information
 Door, complete, right	<b>1680700480</b> <i>For reference:</i> 591042A 91153100600 91153100606	Porsche 911	2.0-2.4	08/68-07/72	Fitting Position: Right Front
 Door skin, complete, left, aftermarket quality	<b>1680900270</b> <i>For reference:</i> 591041-1 91153120100 DAN53100522 DAN91153100522	911 964 993	2.0-3.3 3.3-3.6 3.6	01/63-07/89 12/88-06/94 10/93-09/97	Fitting Position: Left Section: Outer section Panel Type: Attachment Panel Repair Panel: Repair Panel
 Door skin, complete, right, aftermarket quality	<b>1680900280</b> <i>For reference:</i> 591042-1 91153120200 DAN53100622 DAN91153100622	911 964 993	2.0-3.3 3.3-3.6 3.6	01/63-07/89 12/88-06/94 10/93-09/97	Fitting Position: Right Section: Outer section Panel Type: Attachment Panel Repair Panel: Repair Panel
 Door skin, complete, aluminium, for racing use only, left, 1.85 kg	<b>1680900570</b> <i>For reference:</i> 591041-1ALU DAN53100500 DAN91153100500	911 964 993	2.0-3.3 3.3-3.6 3.6	01/63-07/89 12/88-06/94 10/93-09/97	Fitting Position: Left Section: Outer section Panel Type: Attachment Panel Repair Panel: Repair Panel Material: Aluminium Equipment Variant: For racing use only Weight [kg]: 1.85
 Door skin, complete, aluminium, for racing use only, right, 1.85 kg	<b>1680900580</b> <i>For reference:</i> 591042-1ALU DAN53100600 DAN91153100600	911 964 993	2.0-3.3 3.3-3.6 3.6	01/63-07/89 12/88-06/94 10/93-09/97	Fitting Position: Right Section: Outer section Panel Type: Attachment Panel Repair Panel: Repair Panel Material: Aluminium Equipment Variant: For racing use only Weight [kg]: 1.85
 Door skin, complete, OE quality, left	<b>1680900870</b> <i>For reference:</i> 591041-1OE DAN53100522 DAN91153100522	911 964 993	2.0-3.3 3.3-3.6 3.6	01/63-07/89 12/88-06/94 10/93-09/97	Fitting Position: Left Front Repair Panel: Repair Panel Panel Type: Side Panel Quality: OE
 Door skin, complete, OE quality, right	<b>1680900880</b> <i>For reference:</i> 591042-1OE DAN53100622 DAN91153100622	911 964 993	2.0-3.3 3.3-3.6 3.6	01/63-07/89 12/88-06/94 10/93-09/97	Fitting Position: Right Front Repair Panel: Repair Panel Panel Type: Side Panel Quality: OE





Description	Item no.	Application	Engine	Year	Criteria / Information
 Rocker panel/wheel case support, left. To be welded to the wheel house	<b>1681000570</b> For reference: 591075-1 90150114523 90150114523GRV	911	2.7-3.3	08/74-07/86	Fitting Position: Left Section: Rear Section Panel Type: Support Repair Panel: Repair Panel
 Rocker panel/wheel case support, right. To be welded to the wheel house	<b>1681000580</b> For reference: 591075-2 90150114623 90150114623GRV	911	2.7-3.3	08/74-07/86	Fitting Position: Right Section: Rear Section Panel Type: Support Repair Panel: Repair Panel
 Picture not available Door panel, left	<b>1681000670</b> For reference: 590975 90150340100 90150340120	911	2.0	08/65-07/68	Fitting Position: Left Section: Outer section Panel Type: Connecting Panel Panel Type: Side Panel Repair Panel: Repair Panel
 Picture not available Door panel, right	<b>1681000680</b> For reference: 590976 90150340200 90150340220	911	2.0	08/65-07/68	Fitting Position: Right Section: Outer section Panel Type: Connecting Panel Panel Type: Side Panel Repair Panel: Repair Panel
Profile rail for cross member, rear, engine bay, 1 meter	<b>1681000800</b> For reference: 591097 90150105100 90150179720	911	2.0-3.3	01/63-07/89	Fitting Position: Rear Equipment Variant: for cross member Length [m]: 1
 Picture not available Rocker panel/wheel case support, right. To be welded to the wheel house	<b>1681000980</b> For reference: 590975-2 90150114620	911	2.0-2.4	01/63-07/73	Fitting Position: Right Section: Rear Section Panel Type: Support Repair Panel: Repair Panel
 Picture not available Door panel, early version, left	<b>1681001070</b> For reference: 590875 DAN50340100 DAN90150340100	911	2.0	01/63-07/65	Fitting Position: Left Section: Outer section Panel Type: Connecting Panel Panel Type: Side Panel Repair Panel: Repair Panel
 Picture not available Door panel, early version, right	<b>1681001080</b> For reference: 590876 DAN50340200 DAN90150340200	911	2.0	01/63-07/65	Fitting Position: Right Section: Outer section Panel Type: Connecting Panel Panel Type: Side Panel Repair Panel: Repair Panel









Description	Item no.	Application	Engine	Year	Criteria / Information
 <p>Picture not available</p> <p>Door panel, left</p>	<b>1681001170</b> For reference: 590973 91150340100	911	2.0-2.4	08/68-07/73	Fitting Position: Left Section: Outer section Panel Type: Connecting Panel Panel Type: Side Panel Repair Panel: Repair Panel
 <p>Picture not available</p> <p>Door panel, right</p>	<b>1681001180</b> For reference: 590974 91150340200	911	2.0-2.4	08/68-07/73	Fitting Position: Right Section: Outer section Panel Type: Connecting Panel Panel Type: Side Panel Repair Panel: Repair Panel
 <p>Tank flap, left front wing</p>	<b>1681100100</b> For reference: 590901-2 90150403120	Porsche 911	2.0	01/63-07/68	Fitting Position: Left Front
 <p>Tank flap, left front wing</p>	<b>1681100200</b> For reference: 591001-2 91150403100	Porsche 911	2.0-3.3	08/68-07/89	Fitting Position: Left Front
 <p>Fuel tank filler housing with flap</p>	<b>1681150200</b> For reference: 590901-1 DAN50303140 DAN90150303140	911	2.0	01/63-07/67	Panel Type: Tank-hole Panel Equipment Variant: with flap
 <p>Fuel tank filler housing without flap, on the left side front wing</p>	<b>1681150300</b> For reference: 590901-3 DAN50303110 DAN90150303110	Porsche 911	2.0	01/63-07/67	Panel Type: Tank-hole Panel Equipment Variant: without flap
 <p>Jack receiver socket</p>	<b>1681700300</b> For reference: 591079 90150115321 90150115321GRV	911	2.0-2.7	01/63-07/73	Fitting Position: Left and right Panel Type: Reinforcing Panel Repair Panel: Repair Panel
 <p>Jack receiver bracket</p>	<b>1681700400</b> For reference: 591080 90150115122 90150115122GRV	911	2.0-3.3	01/63-07/89	Fitting Position: Left and right Panel Type: Support Panel Repair Panel: Repair Panel



Description	Item no.	Application	Engine	Year	Criteria / Information
 <p>Door pillar, left. Please note that the area around the rear deck lid pull is different on 66-69 models</p>	<b>1681900170</b> <i>For reference:</i> 591047 91150204100 91150204102 91150204104	911	2.0-3.3	01/63-07/89	Equipment Variant: lock pillar Fitting Position: Left Operating Mode: Manual
 <p>Door pillar, right. Please note that the area around the rear deck lid pull is different on 66-69 models</p>	<b>1681900180</b> <i>For reference:</i> 591048 91150204201 91150204202 91150204203 91150204204	911	2.0-3.3	01/63-07/89	Equipment Variant: lock pillar Fitting Position: Right Operating Mode: Manual
 <p>Door hinge pillar, left</p>	<b>1681900370</b> <i>For reference:</i> 591035 91150103900	911	2.0-3.3	01/63-07/83	Fitting Position: Left



Description	Item no.	Application	Engine	Year	Criteria / Information
 Door hinge pillar, right, with space for oil tube for 911 S model	<b>1681900380</b> For reference: 591036 91150104000	911	2.0-3.3	01/63-07/83	Fitting Position: Right Equipment Variant: Cut-out for oil pipe
 Picture not available Door jamb, left	<b>1681900770</b> For reference: 591047-5 DAN50204100 DAN90150204100	911	2.0	01/63-07/68	Equipment Variant: lock pillar Fitting Position: Left Operating Mode: Manual
 Picture not available Repair piece for door hinge pillar, left	<b>1681900870</b> For reference: 591035-1	911	2.0-3.3	01/63-07/83	
 Picture not available Repair piece for door hinge pillar, right	<b>1681900880</b> For reference: 591036-1	911	2.0-3.3	01/63-07/83	
 Picture not available Repair piece for door hinge pillar, left	<b>1681900970</b> For reference: 591035-3	911	2.0-3.3	01/63-07/83	
 Picture not available Repair piece for door hinge pillar, right	<b>1681900980</b> For reference: 591036-3	911	2.0-3.3	01/63-07/83	



Description	Item no.	Application	Engine	Year	Criteria / Information
 <p>Picture not available</p> <p>Repair piece for door hinge pillar, left</p>	<b>1681901070</b> For reference: 591035-2	911	2.0-3.3	01/63-07/83	
 <p>Picture not available</p> <p>Repair piece for door hinge pillar, right</p>	<b>1681901080</b> For reference: 591036-2	911	2.0-3.3	01/63-07/83	
 <p>Headlamp bucket, left/right</p>	<b>1682000700</b> For reference: 590911 90163101520 90163101521	911	2.0	01/63-07/68	Fitting Position: Left and right
 <p>End bushing for torsion bar, left/right</p>	<b>1682000800</b> For reference: 591053-1 91133101000 DAN33101001 DAN33101002 DAN91133101001 DAN91133101002	Porsche 911	2.0-3.2	01/63-07/89	Fitting Position: Left and right
 <p>Picture not available</p> <p>Towing lug</p>	<b>1682000900</b> For reference: 591033-5 90150153020 90150153020GRV	911	2.0-2.4	01/63-07/73	Equipment Variant: Towing lug
 <p>Wing joining plate, left</p>	<b>1682300270</b> For reference: 591013 91150105300 91150105300GRV 91150105301 91150105301GRV	911	2.0-3.3	08/68-07/89	Equipment Variant: joining plate Fitting Position: Left Front Panel Type: Closing Panel



Description	Item no.	Application	Engine	Year	Criteria / Information
 <p>Wing joining plate, right. (Also fits 69-73, but with "flat" look). Painted aluminized steel.</p>	<b>1682300280</b> <i>For reference:</i> 591014 90150105401 91150105400 91150105400GRV	911 (63-73 with flat look)	2.0-3.3	08/68-07/89	Equipment Variant: joining plate Fitting Position: Right Front Panel Type: Closing Panel
 <p>Wheel housing, complete, front, left</p>	<b>1682300470</b> <i>For reference:</i> 591045 91150103309 91150103309GRV	911 (mod. 901)	2.0-2.4	08/68-07/73	Fitting Position: Left Front
 <p>Wheel housing, complete, front, right</p>	<b>1682300480</b> <i>For reference:</i> 591046 91150103411 91150103411GRV	911 (mod. 901)	2.0-2.4	08/68-07/73	Fitting Position: Right Front
 <p>Wing joining plate, left</p>	<b>1682300570</b> <i>For reference:</i> 591015 90150105300 90150105302	911	2.0	01/63-07/68	Equipment Variant: joining plate Fitting Position: Left Front Panel Type: Closing Panel
 <p>Wing joining plate, right</p>	<b>1682300580</b> <i>For reference:</i> 591016 90150105402	911	2.0	01/63-07/68	Equipment Variant: joining plate Fitting Position: Right Front Panel Type: Closing Panel





Description	Item no.	Application	Engine	Year	Criteria / Information
 Wheel housing skin, front, left	<b>1682350470</b> <i>For reference:</i> 591043 DAN50103309 DAN91150103309	911 (mod. 901)	2.0-2.4	08/68-07/73	Fitting Position: Left Front Panel Type: Inner-wing Panel
 Wheel housing skin, front, right	<b>1682350480</b> <i>For reference:</i> 591044 DAN50103411 DAN91150103411	911 (mod. 901)	2.0-2.4	08/68-07/73	Fitting Position: Right Front Panel Type: Inner-wing Panel
 Wheel housing repair section, front, upper by wing mounting, left	<b>1682350670</b> <i>For reference:</i> 591043-2 DAN50103302 DAN91150103302	Porsche 911 (mod. 901)	2.0-2.4	08/68-07/73	Fitting Position: Left Front Section: Upper section Repair Panel: Repair Panel
 Wheel housing repair section, front, upper by wing mounting, right	<b>1682350680</b> <i>For reference:</i> 591044-2 DAN50103402 DAN91150103402	Porsche 911 (mod. 901)	2.0-2.4	08/68-07/73	Fitting Position: Right Front Section: Upper section Repair Panel: Repair Panel
 Wheel housing repair section, front, left	<b>1682350770</b> <i>For reference:</i> 591043-1 DAN50103303 DAN91150103303	911 (mod. 901)	2.0-2.4	08/68-07/73	Fitting Position: Left Front Section: Front Section Repair Panel: Repair Panel
 Wheel housing repair section, front, right	<b>1682350780</b> <i>For reference:</i> 591044-1 DAN50103403 DAN91150103403	911 (mod. 901)	2.0-2.4	08/68-07/73	Fitting Position: Right Front Section: Front Section Repair Panel: Repair Panel
 Wheel housing repair section, front, centre, left	<b>1682350970</b> <i>For reference:</i> 591043-3 DAN50103304 DAN91150103304	911 (mod. 901)	2.0-2.4	08/68-07/73	Fitting Position: Left Front Section: Front Section Section: Centre Section Repair Panel: Repair Panel
 Wheel housing repair section, front, centre, right	<b>1682350980</b> <i>For reference:</i> 591044-3 DAN50103404 DAN91150103404	911 (mod. 901)	2.0-2.4	08/68-07/73	Fitting Position: Right Front Section: Front Section Section: Centre Section Repair Panel: Repair Panel



Description	Item no.	Application	Engine	Year	Criteria / Information
 <p>Repair triangle for inner wheel housing at torsion bar, front, left/right</p>	<b>1682351000</b> <i>For reference:</i> 591045-0	911 (mod. 901)	2.0-2.4	08/68-07/73	Fitting Position: Left Front Fitting Position: Right Front Panel Type: Inner-wing Panel Repair Panel: Repair Panel
 <p>Picture not available</p> <p>Reinforcement panel, upper, for inner front wing, left</p>	<b>1682351270</b> <i>For reference:</i> 591043-5 91150103305	Porsche 911 (mod. 901)	2.0-2.4	08/68-07/73	Fitting Position: Left Front Panel Type: Reinforcing Panel Repair Panel: Repair Panel
 <p>Picture not available</p> <p>Reinforcement panel, upper, for inner front wing, right</p>	<b>1682351280</b> <i>For reference:</i> 591044-5 91150103405	Porsche 911 (mod. 901)	2.0-2.4	08/68-07/73	Fitting Position: Right Front Panel Type: Reinforcing Panel Repair Panel: Repair Panel
 <p>Picture not available</p> <p>Strut mount plate, left. To be welded on the inner wing</p>	<b>1682351370</b> <i>For reference:</i> 591043-6	Porsche 911 (mod. 901)	2.0-2.4	08/68-07/73	Equipment Variant: Strut mount plate Fitting Position: Left Front Panel Type: Attachment Panel Equipment Variant: To be welded
 <p>Picture not available</p> <p>Strut mount plate, right. To be welded on the inner wing</p>	<b>1682351380</b> <i>For reference:</i> 591044-6	Porsche 911 (mod. 901)	2.0-2.4	08/68-07/73	Equipment Variant: Strut mount plate Fitting Position: Right Front Panel Type: Attachment Panel Equipment Variant: To be welded
 <p>Inner rail piece, left</p>	<b>1682400170</b> <i>For reference:</i> 591083 91150196500	911	2.0-3.3	01/63-07/89	Fitting Position: Left Rear Panel Type: Reinforcing Panel



Description	Item no.	Application	Engine	Year	Criteria / Information
 <p>Inner rail piece, right</p>	<b>1682400180</b> <i>For reference:</i> 591084 91150196600	911	2.0-3.3	08/64-07/89	Fitting Position: Right Rear Panel Type: Reinforcing Panel
 <p>Repair panel for inner wing, left</p>	<b>1682400270</b> <i>For reference:</i> 591053 DAN50196300 DAN91150196300	911	2.0-3.3	01/63-07/89	Fitting Position: Left Rear Panel Type: Inner-wing Panel
 <p>Repair panel for inner wing, right. For models with front mounted oil cooler. For other models modifications are needed</p>	<b>1682400280</b> <i>For reference:</i> 591054 DAN50196400 DAN91150196400	911	2.0-3.3	01/63-07/89	Fitting Position: Right Rear Panel Type: Inner-wing Panel Specification: Oil cooler front
 <p>Inner rocker panel, left</p>	<b>1682500270</b> <i>For reference:</i> 591077 90150112320 91150112301 91150112303 91150112304 91150112500GRV 96450113500 96450113500GRV 99350133500GRV	911 964 993	2.0-3.3 3.3-3.6 3.6-3.8	01/63-07/89 12/88-06/94 10/93-09/97	Number of Doors: 2 Fitting Position: inner Fitting Position: Left Section: Lower Section Panel Type: Connecting Panel Panel Type: Side Panel Repair Panel: Repair Panel
 <p>Inner rocker panel, right</p>	<b>1682500280</b> <i>For reference:</i> 591078 90150112420 91150112403 91150112404 91150112500GRV 96450113600 96450113600GRV 99350133600GRV	911 964 993	2.0-3.3 3.3-3.6 3.6-3.8	01/63-07/89 12/88-06/94 10/93-09/97	Number of Doors: 2 Fitting Position: inner Fitting Position: Right Section: Lower Section Panel Type: Connecting Panel Panel Type: Side Panel Repair Panel: Repair Panel
 <p>Fuel tank and battery support</p>	<b>1682700300</b> <i>For reference:</i> 591031 90150104920	911 912	2.0 1.6	01/63-07/68 01/65-12/69	Fitting Position: Boot Section: Front Section Panel Type: Support Repair Panel: Repair Panel
 <p>Battery box, right</p>	<b>1682700580</b> <i>For reference:</i> 591069-2 90150150400 90150150400GRV	911	2.0-2.4	01/63-12/73	Fitting Position: Right Front Repair Panel: Repair Panel Equipment Variant: Battery box



Description	Item no.	Application	Engine	Year	Criteria / Information
 Fuel tank and battery support	<b>1682700600</b> <i>For reference:</i> 591031-1 90150104921	Porsche 911 Porsche 912	2.0-2.4 1.6	08/68-07/73 08/68-12/69	Fitting Position: Boot Section: Front Section Panel Type: Support Repair Panel: Repair Panel
 Floor pan, half, left	<b>1683100170</b> <i>For reference:</i> 591071 91150193500 91150193500GRV	911	2.0-3.3	01/63-07/89	Fitting Position: Left Panel Type: Floor Panel Repair Panel: Repair Panel
 Floor pan, half, right	<b>1683100180</b> <i>For reference:</i> 591072 91150193600 91150193600GRV	911	2.0-3.3	01/63-07/89	Fitting Position: Right Panel Type: Floor Panel Repair Panel: Repair Panel
 Front floor with suspension mounts	<b>1683100200</b> <i>For reference:</i> 591133 91150158001 91150195500 91150195501	911	2.0-3.3	01/63-07/89	Fitting Position: Front Section: Lower Section Panel Type: Support Repair Panel: Repair Panel Equipment Variant: W/ Suspension Mount
 Floor pan, left, outer repair section, 18 cm	<b>1683100670</b> <i>For reference:</i> 591071-1 DAN50193500 DAN91150193500	911	2.0-3.3	01/63-07/89	Fitting Position: Left Section: Outer section Panel Type: Floor Panel Repair Panel: Repair Panel



Description	Item no.	Application	Engine	Year	Criteria / Information
 <p>Floor pan, right, outer repair section, 18 cm</p>	<b>1683100680</b> <i>For reference:</i> 591072-1 DAN50193600 DAN91150193600	911	2.0-3.3	01/63-07/89	Fitting Position: Right Section: Outer section Panel Type: Floor Panel Repair Panel: Repair Panel
 <p>Front suspension repair panel</p>	<b>1683100700</b> <i>For reference:</i> 591133-1 91150158001 91150195500 91150195501	911	2.0-3.3	01/63-07/89	Fitting Position: Front Section: Front Section Panel Type: Attachment Panel Repair Panel: Repair Panel
 <p>Chassis floor, complete, bottom of car</p>	<b>1683100800</b> <i>For reference:</i> 591100-0 90150105131 91150105100 91150105110 91150105112 91150105116 91150105121	Porsche 911	2.0-3.3	01/63-07/89	Panel Type: Full Body Section Section: Front Section Section: Rear Section
 <p>Floor pan, complete, left/right</p>	<b>1683100900</b> <i>For reference:</i> 591071-0 DAN50193500 DAN91150193500	911	2.0-3.3	01/63-07/89	Fitting Position: Left and right Section: Rear Section
 <p>Front floor with suspension mounts and axle tunnel</p>	<b>1683101000</b> <i>For reference:</i> 591133-2 91150158001 91150195500 91150195501	911	2.0-3.3	01/63-07/89	Fitting Position: Front Panel Type: Attachment Panel Repair Panel: Repair Panel Equipment Variant: W/ Suspension Mount Equipment Variant: W/ Axle tunnel



Description	Item no.	Application	Engine	Year	Criteria / Information
 <p>Chassis floor, complete, bottom of car, RHD</p>	<b>1683101600</b> <i>For reference:</i> 591100-0RHD 91150105200 91150105210 91150105221 91150105224	Porsche 911 RHD	2.0-3.3	01/63-07/89	Panel Type: Floor Panel Panel Type: Full Body Section Left-hand / Right-hand Traffic: for right-hand traffic
 <p>Picture not available</p> <p>Front floor section with suspension mounts and tow hook</p>	<b>1683101700</b> <i>For reference:</i> 591033 90150158020 90150158021	Porsche 911	2.0-2.4	01/63-07/73	Fitting Position: Front Section: Lower Section Panel Type: Support Repair Panel: Repair Panel Equipment Variant: W/ Suspension Mount Supplementary Article/Supplementary Info 2: with hook
 <p>Picture not available</p> <p>Front floor repair section with tow hook</p>	<b>1683101800</b> <i>For reference:</i> 591033-1 90150158020 90150158021	Porsche 911	2.0-2.4	01/63-07/73	Fitting Position: Front Section: Lower Section Panel Type: Support Repair Panel: Repair Panel Supplementary Article/Supplementary Info 2: with hook
 <p>Rubber cap for center tunnel gas heater</p>	<b>1683150100</b> <i>For reference:</i> 90257257120	Porsche 911 Porsche 912	2.0-2.4 1.6	01/63-07/73 01/65-02/70	Equipment Variant: For center tunnel Material: Elastomer
 <p>Axle mounting, left</p>	<b>1683150170</b> <i>For reference:</i> 591134-1 90150135901 90150135901GRV	911	2.0-3.3	01/63-07/89	Fitting Position: Front Axle Left
 <p>Axle mounting, right</p>	<b>1683150180</b> <i>For reference:</i> 591134-2 90150136001 90150136001GRV	911	2.0-3.3	01/63-07/89	Fitting Position: Front Axle Right
 <p>Reinforcement for front floor with suspension mounts</p>	<b>1683150200</b> <i>For reference:</i> 590930 90150142721 90150142721GRV	911 912	2.0-3.3 1.6	01/63-07/89 01/65-02/70	Panel Type: Reinforcing Panel Section: Front Section





Description	Item no.	Application	Engine	Year	Criteria / Information
 <p>Repair piece for windshield frame, left</p>	<b>1684000170</b> <i>For reference:</i> 591017 DAN50308742 DAN90150308742	911	2.0-3.3	01/63-07/89	Fitting Position: Left Section: Lower Section Panel Type: Corner Panel Repair Panel: Repair Panel
 <p>Repair piece for windshield frame, right</p>	<b>1684000180</b> <i>For reference:</i> 591018 DAN50308842 DAN90150308842	911	2.0-3.3	01/63-07/89	Fitting Position: Right Section: Lower Section Panel Type: Corner Panel Repair Panel: Repair Panel
 <p>Picture not available</p> <p>Fuel tank support corner plate, left</p>	<b>1684000970</b> <i>For reference:</i> 591032-1 90150145720 90150145720GRV	911	2.0-3.3	01/63-07/89	Fitting Position: Left Equipment Variant: Fuel tank support Panel Type: Corner Panel
 <p>Picture not available</p> <p>Fuel tank support corner plate, right</p>	<b>1684000980</b> <i>For reference:</i> 591032-2 90150145820 90150145820GRV	911	2.0-3.3	01/63-07/89	Fitting Position: Right Equipment Variant: Fuel tank support Panel Type: Corner Panel
 <p>Bumper with hole for fog light, front, T model</p>	<b>1684100400</b> <i>For reference:</i> 591003 91150501105 91150501105GRV	911 T	2.0-2.3	08/68-12/73	Fitting Position: Front Machined: with hole(s) for fog lights
 <p>Bumper without hole for fog light, front</p>	<b>1684100500</b> <i>For reference:</i> 591003-1 DAN50501105 DAN91150501105	911	2.0-2.7	08/69-07/73	Fitting Position: Front Machined: without hole(s) for fog lights
 <p>Bumper with hole for fog light</p>	<b>1684100600</b> <i>For reference:</i> 591004 90150501120	911	2.0	01/63-07/68	Fitting Position: Front Machined: with hole(s) for fog lights










Description	Item no.	Application	Engine	Year	Criteria / Information
 Bumper, front, S-model	<b>1684100700</b> <i>For reference:</i> 591009 91150501106	911 S	2.0-2.4	09/68-12/73	Fitting Position: Front
 Bumper, front, S-model	<b>1684100800</b> <i>For reference:</i> 590909 DAN50501100 DAN90150501100	911	2.0	07/66-08/68	Fitting Position: Front
 Picture not available Bumper, S-model, RS/Singer look (when using 591301-1/591302-1)	<b>1684100900</b> <i>For reference:</i> 591309-1 DAN50501106 DAN91150501106	911 S	2.0-2.4	09/68-12/73	Fitting Position: Front Equipment Variant: RS/Singer look
 Picture not available Bumper with air inlets in left and right side, front	<b>1684101000</b> <i>For reference:</i> 591003-6 91150501105 91150501105GRV	911 T	2.0-2.4	08/68-12/73	Fitting Position: Front Bumper Version: with air slots
 Cover for fog lamp hole, left	<b>1684150170</b> <i>For reference:</i> 591007 90250505521 90250505521GRV	911	2.0-2.4	01/63-07/73	Fitting Position: Left Front
 Cover for fog lamp hole, right	<b>1684150180</b> <i>For reference:</i> 591008 90250505621 90250505621GRV	911	2.0-2.4	01/63-07/73	Fitting Position: Right Front
 Retaining bar for cover, fog lamp	<b>1684150200</b> <i>For reference:</i> 90250514521	911	2.0-2.4	08/68-07/73	Equipment Variant: Holder for cover
 Bumper bracket, front, left/right	<b>1684150300</b> <i>For reference:</i> 591003-3 90150503700 90150503700GRV	912	1.6	01/65-12/69	Fitting Position: Front Fitting Position: Left and right Quality: OE
 Front bumper bracket mounting, left/right	<b>1684150400</b> <i>For reference:</i> 590947 90150122520 91150122520	911 coupé	2.0	01/63-07/68	Fitting Position: Front Fitting Position: Left and right




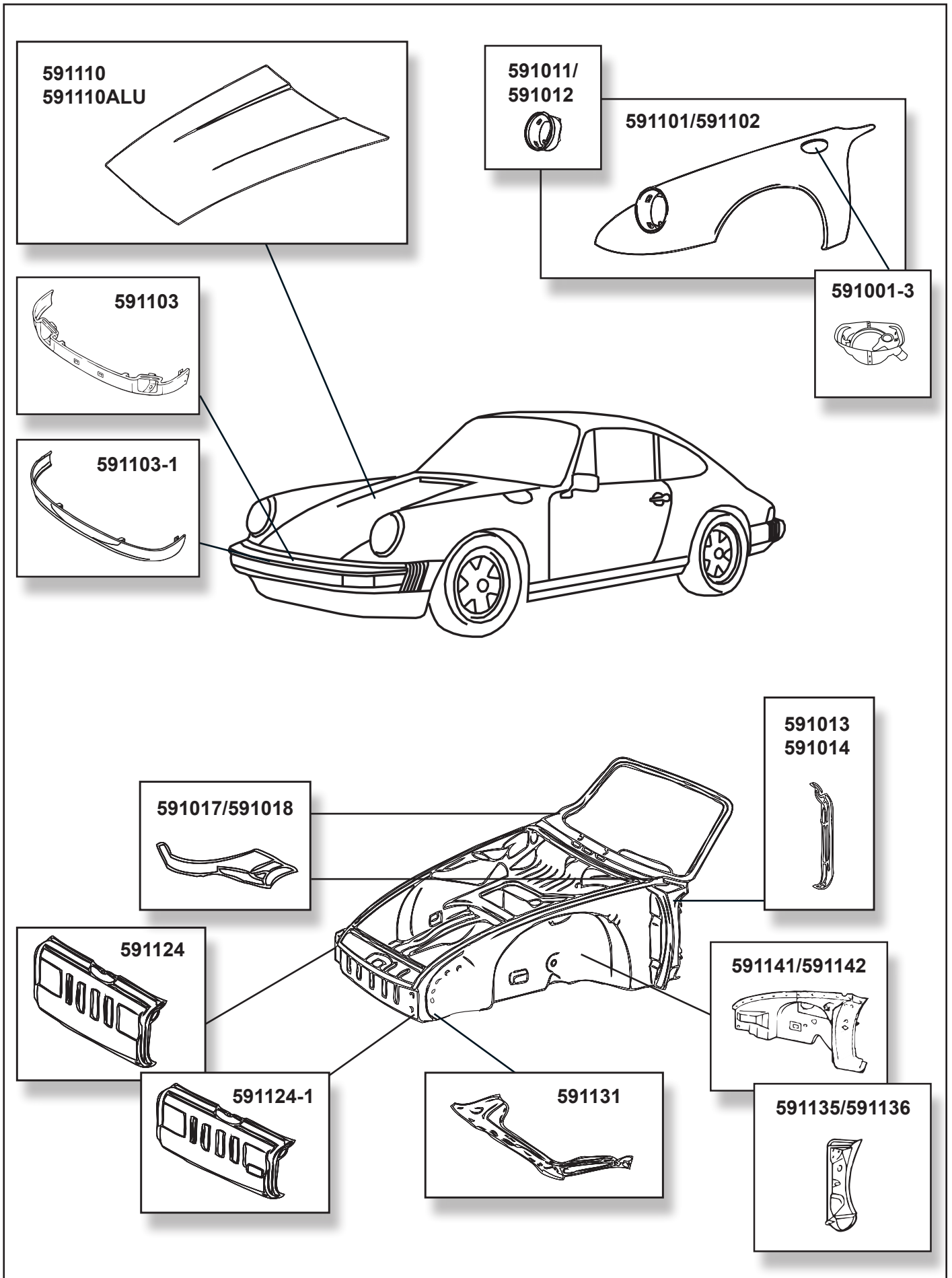
Description	Item no.	Application	Engine	Year	Criteria / Information
 <p>Bumper bracket, front, side, left/right</p>	<b>1684150500</b> <i>For reference:</i> 591003-4 90150513501	912	1.6	01/65-12/69	Fitting Position: Front Fitting Position: Left and right Specification: Side
 <p>Picture not available</p> <p>Bumper bracket set for RS/Singer look bumper 591309-1</p>	<b>1684150610</b> <i>For reference:</i> 591303-3	911 S	2.0-2.4	09/68-12/73	Fitting Position: Front Equipment Variant: RS/Singer look Quantity Unit: Set
 <p>Bracket for front bumper moulding on front closing panel, metal</p>	<b>1684350600</b> <i>For reference:</i> 591024-1 90150131020	911	2.0-2.4	01/63-07/73	Fitting Position: Front Material: Metal Equipment Variant: Bracket for trim
 <p>Rear bumper corner, left</p>	<b>1684400570</b> <i>For reference:</i> 591087 90150502120	911	2.0	01/63-07/68	Fitting Position: Left Rear Panel Type: Corner Panel
 <p>Rear bumper corner, right</p>	<b>1684400580</b> <i>For reference:</i> 591088 90150502220	911	2.0	01/63-07/68	Fitting Position: Right Rear Panel Type: Corner Panel
 <p>Rear bumper corner, left</p>	<b>1684400670</b> <i>For reference:</i> 591187 90150502121 91150502102	911	2.0-2.4	08/68-07/73	Fitting Position: Left Rear Panel Type: Corner Panel
 <p>Rear bumper corner, right</p>	<b>1684400680</b> <i>For reference:</i> 591188 90150502221 91150502202	911	2.0-2.4	08/68-07/73	Fitting Position: Right Rear Panel Type: Corner Panel
 <p>Rear bumper corner, without cut out for exhaust pipe, left. Used when mounting Sports exhaust with dual center tail pipes.</p>	<b>1684400870</b> <i>For reference:</i> 591087-1	911	2.0	01/63-07/68	Fitting Position: Left Rear Panel Type: Corner Panel Equipment Variant: without exh. cut-out



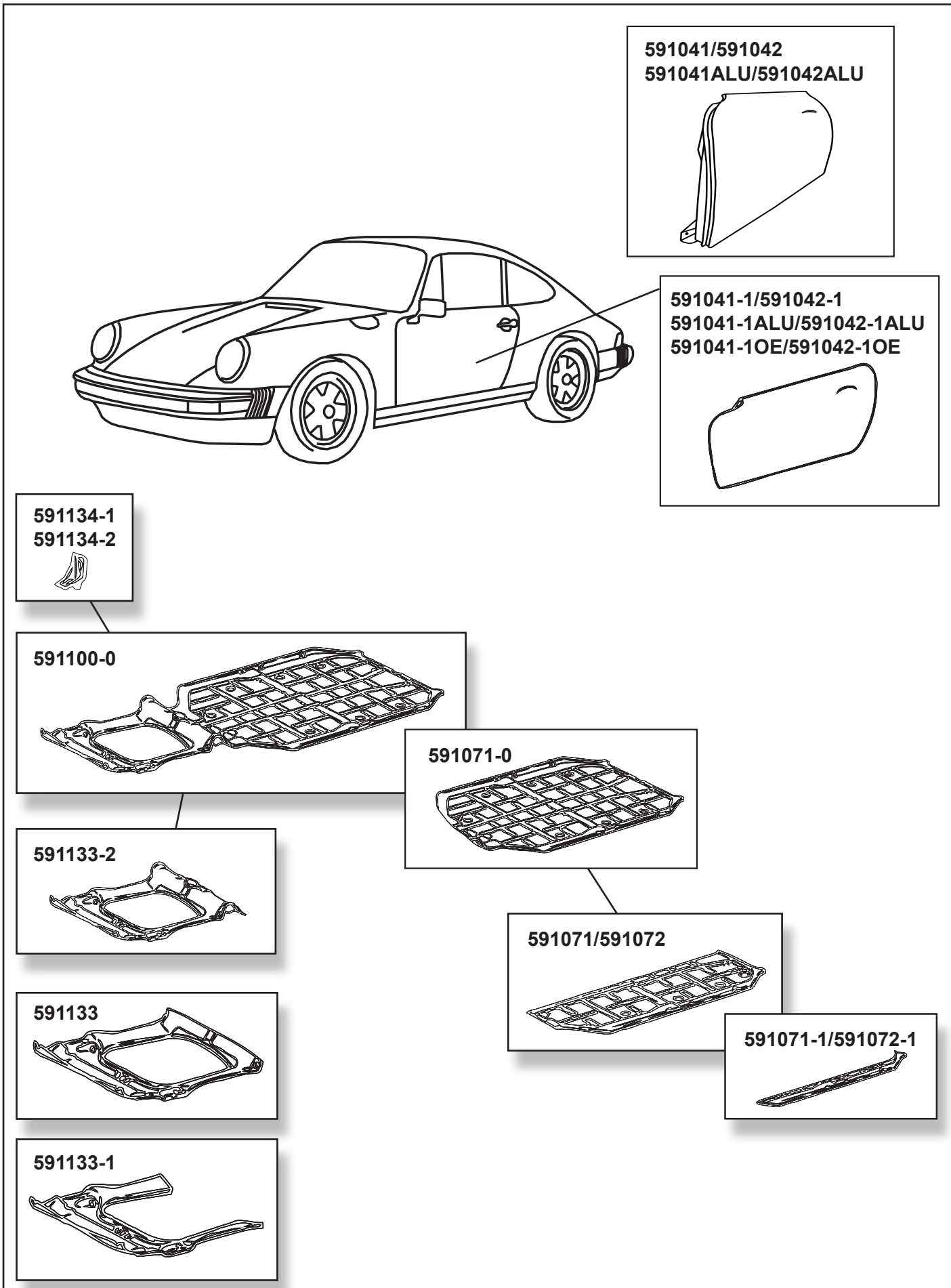
Description	Item no.	Application	Engine	Year	Criteria / Information
 <p>Rear bumper corner, without cut out for exhaust pipe, right. Used when mounting Sports exhaust with dual center tail pipes.</p>	<b>1684400970</b> <i>For reference:</i> 591187-1	911	2.0-2.4	08/68-07/73	Fitting Position: Left Rear Panel Type: Corner Panel Equipment Variant: without exh. cut-out
 <p>Support tube for rear bumper, with bolts and fittings, left/right</p>	<b>1685000100</b> <i>For reference:</i> 591189 90150109221	Porsche 911	2.0-2.4	08/68-07/73	Fitting Position: Rear Equipment Variant: Support tube
 <p>Support tube for rear bumper, with bolts and fittings, left/right</p>	<b>1685000200</b> <i>For reference:</i> 591089 90150109220 90150109420	Porsche 911	2.0	01/63-07/68	Fitting Position: Rear Equipment Variant: Support tube
 <p>Hinge for bonnet, left</p>	<b>1687400370</b> <i>For reference:</i> 591001-5 90151103120 91151103100 96451103100 99351103100	Porsche 911 Porsche 964 Porsche 993	2.0-3.3 3.3-3.6 3.6-3.8	01/63-07/89 12/88-06/94 10/93-09/97	Fitting Position: Left
 <p>Hinge for bonnet, right</p>	<b>1687400380</b> <i>For reference:</i> 591001-6 90151103220 91151103200 96451103200 99351103200	Porsche 911 Porsche 964 Porsche 993	2.0-3.3 3.3-3.6 3.6-3.8	01/63-07/89 12/88-06/94 10/93-09/97	Fitting Position: Right
 <p>Hinge for engine lid, left</p>	<b>1687400470</b> <i>For reference:</i> 591064-1 90151203500 91151203500	Porsche 911	2.0-3.3	01/63-07/89	Equipment Variant: For engine lid Fitting Position: Left
 <p>Hinge for engine lid, right</p>	<b>1687400480</b> <i>For reference:</i> 591064-2 90151203600 91151203600	Porsche 911	2.0-3.3	01/63-07/89	Equipment Variant: For engine lid Fitting Position: Right

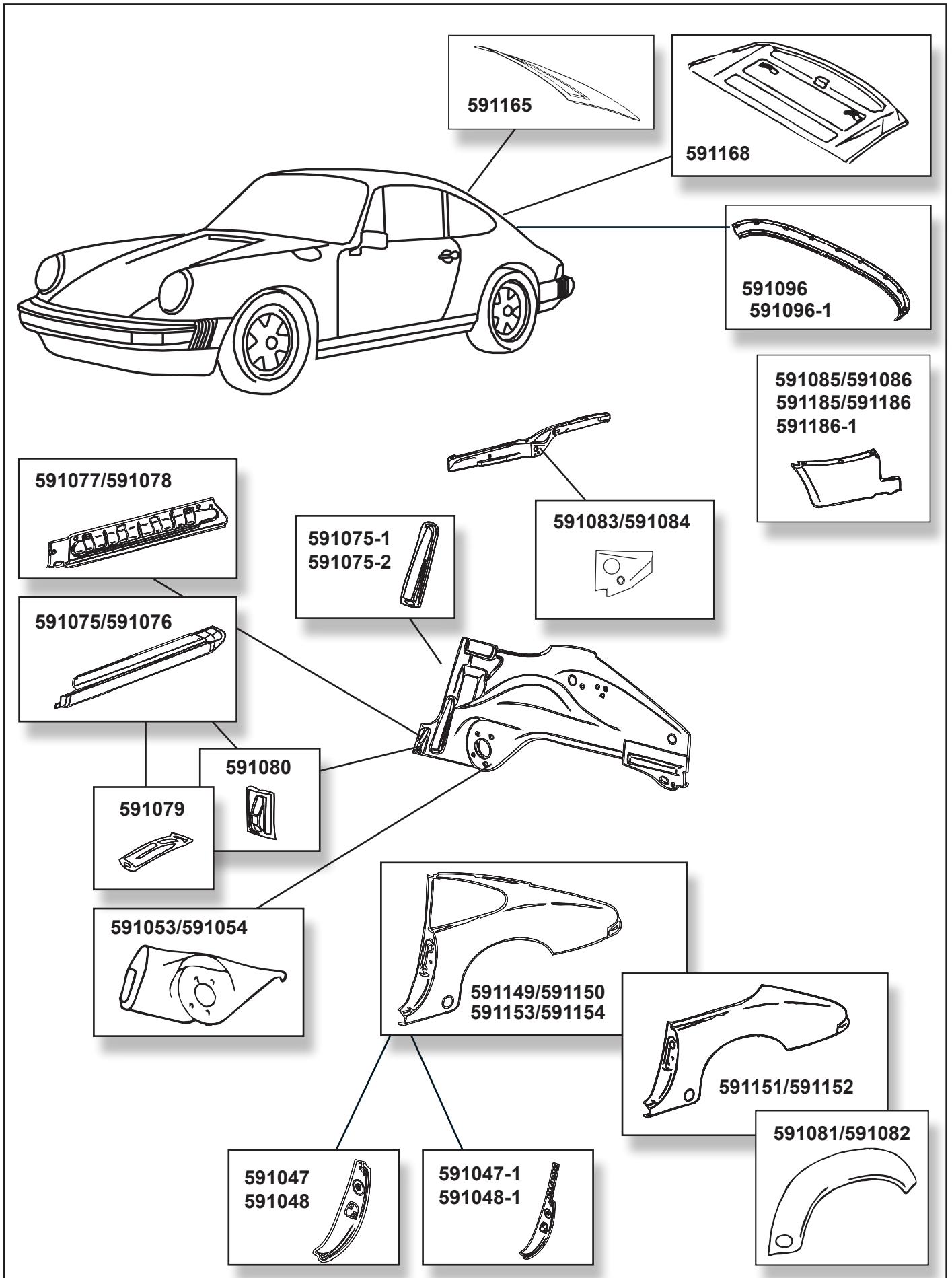


Description	Item no.	Application	Engine	Year	Criteria / Information
 <p>Picture not available</p> <p>Wheel housing repair section, front, right</p>	<p><b>1688251180</b>  <i>For reference:</i>                      590944-1                      DAN50197400                      DAN50197420                      DAN90150197400                      DAN90150197420</p>	<p>911</p>	<p>2.0</p>	<p>01/63-07/68</p>	<p>Fitting Position: Right Front                      Panel Type: Inner-wing                      Panel                      Equipment Variant: Repair section</p>


















Description	Item no.	Application	Engine	Year	Criteria / Information
 Oil tank	<b>1612900200</b> <i>For reference:</i> 592010 91110700630 93010700630	911	2.7-3.0	08/73-07/77	Equipment Variant: Oil tank
 Fuel tank, 85 L, without internal fuel strainer	<b>1615600200</b> <i>For reference:</i> 93020101002 93020101002 93020101004 93020101005	911	2.7-3.3	08/73-07/89	Fuel Tank Capacity [l]: 85 Supplementary Article/Supplementary Info 2: without filter
 Fuel tank, 100 L	<b>1615600500</b> <i>For reference:</i> 90120101030	911 (74-89 modifications needed)	2.0-3.3	01/63-07/89	Fuel Tank Capacity [l]: 100
 Bonnet	<b>1680100200</b> <i>For reference:</i> 591110 91151101001	911	2.7-3.3	08/73-07/89	
 Alu bonnet on steel frame. For racing cars only – fragile alu material, total weight 8.10 kg	<b>1680100600</b> <i>For reference:</i> 591110ALU 91151101001	911	2.7-3.3	08/73-07/89	Supplementary Article/Supplementary Info 2: Only for racing purposes Material: Aluminium Equipment Variant: Fragile material Weight [kg]: 8.10
 Engine hood, rear	<b>1680200300</b> <i>For reference:</i> 591165 91151201056 91151201065 91151290301 91151290302	911	2.7-3.2	08/73-07/89	Equipment Variant: Engine lid



Description	Item no.	Application	Engine	Year	Criteria / Information
 <p>Inner front wing splash piece, left</p>	<b>1680350370</b> For reference: 591001-5 DAN50303100 DAN91150303100	Porsche 911 Porsche 964	2.0-3.3 3.3-3.6	01/63-07/89 12/88-07/94	Fitting Position: Left Front Panel Type: Inner-wing Panel Section: Rear Section
 <p>Inner front wing splash piece, right</p>	<b>1680350380</b> For reference: 591002-5 DAN50303200 DAN91150303200	Porsche 911 Porsche 964	2.0-3.3 3.3-3.6	01/63-07/89 12/88-07/94	Fitting Position: Right Front Panel Type: Inner-wing Panel Section: Rear Section
 <p>Quarter panel, left</p>	<b>1680400570</b> For reference: 591149 91150306104	911 Coupé	2.7	08/73-07/77	Fitting Position: Left Rear Panel Type: Full Body Section
 <p>Quarter panel, right</p>	<b>1680400580</b> For reference: 591150 91150306204	911 Coupé	2.7	08/73-07/77	Fitting Position: Right Rear Panel Type: Full Body Section
 <p>Quarter panel, left</p>	<b>1680400670</b> For reference: 591151 91150306144	911 Targa	2.7	08/73-07/77	Fitting Position: Left Rear Panel Type: Full Body Section
 <p>Quarter panel, right</p>	<b>1680400680</b> For reference: 591152 91150306244	911 Targa	2.7	08/73-07/77	Fitting Position: Right Rear Panel Type: Full Body Section
 <p>Quarter panel, rear, Turbo look (round torsion bar hole), left</p>	<b>1680401370</b> For reference: 591351 93050306141	Porsche 911 Targa	2.7-3.0	08/73-07/85	Fitting Position: Left Rear Equipment Variant: Turbo look Equipment Variant: Round torsion hole



Description	Item no.	Application	Engine	Year	Criteria / Information
 <p>Quarter panel, rear, Turbo look (round torsion bar hole), right</p>	<b>1680401380</b> <i>For reference:</i> 591352 93050306241	Porsche 911 Targa	2.7-3.0	08/73-07/85	Fitting Position: Right Rear Equipment Variant: Turbo look Equipment Variant: Round torsion hole
 <p>Wing flare, rear, Carrera, left</p>	<b>1680450370</b> <i>For reference:</i> 591081 91150360703	911	2.2-3.0	08/73-07/77	
 <p>Wing flare, rear, Carrera, right</p>	<b>1680450380</b> <i>For reference:</i> 591082 91150360803	911	2.2-3.0	08/73-07/77	
 <p>Partition wall</p>	<b>1680500300</b> <i>For reference:</i> 591124 91150109904 91150109906	911	2.7-3.3	08/73-07/83	Fitting Position: Front Section: Front Section Panel Type: Lock Panel Repair Panel: Repair Panel
 <p>Partition wall with hole for aircondition</p>	<b>1680500500</b> <i>For reference:</i> 591124-1 91150109907	911	2.7-3.3	08/73-07/83	Fitting Position: Front Section: Front Section Panel Type: Lock Panel Repair Panel: Repair Panel Machined: with hole(s) for heater cooler
 <p>Front apron with hole for fog light</p>	<b>1680500700</b> <i>For reference:</i> 591103 91150304904 91150304904GRV 91150397100 91150397100GRV	911	2.7-3.2	08/73-07/89	Machined: with hole(s) for fog lights
 <p>Front apron without hole for fog light</p>	<b>1680500800</b> <i>For reference:</i> 591103-1 91150304900 91150304900GRV 91150397101	911	2.7-3.2	08/73-07/89	Machined: without hole(s) for fog lights
 <p>Picture not available</p> <p>Windscreen frame</p>	<b>1680502200</b> <i>For reference:</i> 591021-0 90150309021 91150398701	Porsche 911 Coupe	2.0-3.3	01/63-07/89	
 <p>Picture not available</p> <p>Protective plate for fuel tank</p>	<b>1680502600</b> <i>For reference:</i> 591105 91134116104 91134116105	Porsche 911 (not Turbo)	2.7-3.2	08/73-07/89	Equipment Variant: Protective plate Equipment Variant: fuel tank
 <p>Lower rear panel</p>	<b>1680600300</b> <i>For reference:</i> 591096 91150517101 91150517108 91150517108GRV	Porsche 911 Porsche 911 (not OE look)	3.2 2.7-3.0	08/83-07/89 08/73-07/83	Section: Lower Section Panel Type: Rear Panel Repair Panel: Repair Panel



Description	Item no.	Application	Engine	Year	Criteria / Information
 <p>Lower bumper corner, rear, left</p>	<b>1680600670</b> <i>For reference:</i> 591085 91150306702 91150306702GRV	911 (not Carrera)	2.7	08/73-07/77	Panel Type: Rear Panel Fitting Position: Lower Left
 <p>Lower bumper corner, rear, right</p>	<b>1680600680</b> <i>For reference:</i> 591086 91150306802 91150306802GRV	911 (not Carrera)	2.7	08/73-07/77	Panel Type: Rear Panel Fitting Position: Lower Right
 <p>Lower bumper corner, rear, left</p>	<b>1680600770</b> <i>For reference:</i> 591185 91150306703	911 Carrera	2.7-3.2	08/73-07/89	Panel Type: Rear Panel Fitting Position: Lower Left
 <p>Lower bumper corner, rear, right</p>	<b>1680600780</b> <i>For reference:</i> 591186 91150306803	911 Carrera	2.7-3.2	08/77-07/89	Panel Type: Rear Panel Fitting Position: Lower Right
 <p>Parcel shelf repair section under rear window</p>	<b>1680601000</b> <i>For reference:</i> 591168 DAN50208100 DAN91150208100	911 (LWB)	2.0-2.7	08/71-07/76	Panel Type: Attachment Panel Section: Rear Section Section: Upper section Equipment Variant: Parcel shelf Wheelbase: Long Wheelbase
 <p>Lower bumper corner, rear, right, with cut out for tail pipe (when using dual tail pipe sports exhaust)</p>	<b>1680601280</b> <i>For reference:</i> 591186 DAN50306803 DAN91150306803	911 Carrera	2.7-3.2	08/77-07/89	Panel Type: Attachment Panel Fitting Position: Right Rear Fitting Position: Lower Machined: with hole(s) for exhaust pipe
 <p>Lower rear panel with cut out for exhaust tail pipe in both left and right side</p>	<b>1680601300</b> <i>For reference:</i> 591096-1 DAN50517101 DAN91150517101	911	2.7-3.3	08/73-07/89	Section: Lower Section Panel Type: Rear Panel Repair Panel: Repair Panel Machined: with hole(s) for exhaust pipe
 <p>Engine rear lower panel</p>	<b>1680601400</b> <i>For reference:</i> 591066 90150105720 90150108722 91150708000 91150708001	911	2.0-3.2	01/63-07/89	Panel Type: Attachment Panel Fitting Position: Engine Bay Fitting Position: Lower
 <p>Picture not available</p> <p>Targa B-pillar cross cover, outer, brushed alu-look, with side louvres</p>	<b>1680602000</b> <i>For reference:</i> 591029 90156501145	Porsche 911 Targa	2.0-2.7	08/68-06/77	Panel Type: Attachment Panel Fitting Position: B-Pillar Equipment Variant: For Targa Material: Stainless Steel Surface: Grained





Description	Item no.	Application	Engine	Year	Criteria / Information
 <p>Targa B-pillar cross cover, outer, black powder coating, with side louvres</p>	<b>1680602100</b> <i>For reference:</i> 591129 91156504348	Porsche 911 Targa	2.7-3.3	08/73-07/89	Panel Type: Attachment Panel Fitting Position: B-Pillar Equipment Variant: For Targa Material: Steel Surface: Powder coated Colour: Black
 <p>Parcel shelf repair section under rear window</p>	<b>1680602200</b> <i>For reference:</i> 591068-1 DAN50208100 DAN91150208100	Porsche 911	2.0-2.2	08/68-07/71	Panel Type: Attachment Panel Repair Panel: Repair Panel Equipment Variant: For parcel shelf
 <p>Picture not available</p> <p>Repair panel for lower quarter panel, front, left</p>	<b>1680602470</b> <i>For reference:</i> 591049-1 DAN50306100 DAN91150306100	Porsche 911	2.0-3.3	01/63-07/89	Panel Type: Attachment Panel Repair Panel: Repair Panel Fitting Position: Wing Fitting Position: Lower Left Section: Front Section
 <p>Picture not available</p> <p>Repair panel for lower quarter panel, front, right</p>	<b>1680602480</b> <i>For reference:</i> 591050-1 DAN50306200 DAN91150306200	Porsche 911	2.0-3.3	01/63-07/89	Panel Type: Attachment Panel Repair Panel: Repair Panel Fitting Position: Wing Fitting Position: Lower Right Section: Front Section
 <p>Engine rear lower panel, outer skin only</p>	<b>1680602500</b> <i>For reference:</i> 591066-1 DAN50105700 DAN50108700 DAN90150105700 DAN90150108700	911	2.0-3.2	01/63-07/89	Panel Type: Attachment Panel Fitting Position: Engine Bay Fitting Position: Lower Section: Outer section
 <p>Engine rear lower panel, inner skin only</p>	<b>1680602600</b> <i>For reference:</i> 591066-2 90150182021	911	2.0-3.2	01/63-07/89	Panel Type: Attachment Panel Fitting Position: Engine Bay Fitting Position: Lower Section: Inner Section
 <p>Door, complete (without collision reinforcement), left</p>	<b>1680700170</b> <i>For reference:</i> 591041 91153100500 91153100506 91153100509 91153100515 91153100516	911	2.4-3.0	08/72-07/77	Fitting Position: Left Front Supplementary Article/Supplementary Info: without reinforcement
 <p>Door, complete (without collision reinforcement), right</p>	<b>1680700180</b> <i>For reference:</i> 591042 91153100600 91153100606 91153100609 91153100615 91153100616	911	2.4-3.0	08/72-07/77	Fitting Position: Right Front Supplementary Article/Supplementary Info: without reinforcement



Description	Item no.	Application	Engine	Year	Criteria / Information
 <p>Door skin, complete, left, aftermarket quality</p>	<b>1680900270</b> <i>For reference:</i> 591041-1 91153120100 DAN53100522 DAN91153100522	911 964 993	2.0-3.3 3.3-3.6 3.6	01/63-07/89 12/88-06/94 10/93-09/97	Fitting Position: Left Section: Outer section Panel Type: Attachment Panel Repair Panel: Repair Panel
 <p>Door skin, complete, right, aftermarket quality</p>	<b>1680900280</b> <i>For reference:</i> 591042-1 91153120200 DAN53100622 DAN91153100622	911 964 993	2.0-3.3 3.3-3.6 3.6	01/63-07/89 12/88-06/94 10/93-09/97	Fitting Position: Right Section: Outer section Panel Type: Attachment Panel Repair Panel: Repair Panel
 <p>Door skin, complete, aluminium, for racing use only, left, 1.85 kg</p>	<b>1680900570</b> <i>For reference:</i> 591041-1ALU DAN53100500 DAN91153100500	911 964 993	2.0-3.3 3.3-3.6 3.6	01/63-07/89 12/88-06/94 10/93-09/97	Fitting Position: Left Section: Outer section Panel Type: Attachment Panel Repair Panel: Repair Panel Material: Aluminium Equipment Variant: For racing use only Weight [kg]: 1.85
 <p>Door skin, complete, aluminium, for racing use only, right, 1.85 kg</p>	<b>1680900580</b> <i>For reference:</i> 591042-1ALU DAN53100600 DAN91153100600	911 964 993	2.0-3.3 3.3-3.6 3.6	01/63-07/89 12/88-06/94 10/93-09/97	Fitting Position: Right Section: Outer section Panel Type: Attachment Panel Repair Panel: Repair Panel Material: Aluminium Equipment Variant: For racing use only Weight [kg]: 1.85
 <p>Door skin, complete, OE quality, left</p>	<b>1680900870</b> <i>For reference:</i> 591041-1OE DAN53100522 DAN91153100522	911 964 993	2.0-3.3 3.3-3.6 3.6	01/63-07/89 12/88-06/94 10/93-09/97	Fitting Position: Left Front Repair Panel: Repair Panel Panel Type: Side Panel Quality: OE
 <p>Door skin, complete, OE quality, right</p>	<b>1680900880</b> <i>For reference:</i> 591042-1OE DAN53100622 DAN91153100622	911 964 993	2.0-3.3 3.3-3.6 3.6	01/63-07/89 12/88-06/94 10/93-09/97	Fitting Position: Right Front Repair Panel: Repair Panel Panel Type: Side Panel Quality: OE
 <p>Door panel, left</p>	<b>1681000370</b> <i>For reference:</i> 591075 91150340104 91150340105 91150340105GRV 96550340101 96550340101GRV	911 964	2.4-3.3 3.3-3.6	08/73-07/89 12/88-06/94	Fitting Position: Left Section: Outer section Panel Type: Connecting Panel Panel Type: Side Panel Repair Panel: Repair Panel
 <p>Door panel, right</p>	<b>1681000380</b> <i>For reference:</i> 591076 91150340204 91150340205 91150340205GRV 96550340201 96550340201GRV	911 964	2.4-3.3 3.3-3.6	08/73-07/89 12/88-06/94	Fitting Position: Right Section: Outer section Panel Type: Connecting Panel Panel Type: Side Panel Repair Panel: Repair Panel



Description	Item no.	Application	Engine	Year	Criteria / Information
 Rocker panel/wheel case support, left. To be welded to the wheel house	<b>1681000570</b> <i>For reference:</i> 591075-1 90150114523 90150114523GRV	911	2.7-3.3	08/74-07/86	Fitting Position: Left Section: Rear Section Panel Type: Support Repair Panel: Repair Panel
 Rocker panel/wheel case support, right. To be welded to the wheel house	<b>1681000580</b> <i>For reference:</i> 591075-2 90150114623 90150114623GRV	911	2.7-3.3	08/74-07/86	Fitting Position: Right Section: Rear Section Panel Type: Support Repair Panel: Repair Panel
Profile rail for cross member, rear, engine bay, 1 meter	<b>1681000800</b> <i>For reference:</i> 591097 90150105100 90150179720	911	2.0-3.3	01/63-07/89	Fitting Position: Rear Equipment Variant: for cross member Length [m]: 1
 Tank flap, left front wing	<b>1681100200</b> <i>For reference:</i> 591001-2 91150403100	Porsche 911	2.0-3.3	08/68-07/89	Fitting Position: Left Front
 Fuel tank filler housing without flap, on the left side front wing	<b>1681150100</b> <i>For reference:</i> 591001-3 DAN50303120 DAN91150303120	911	2.7-3.3	08/73-07/89	Equipment Variant: Tank-hole-panel Equipment Variant: without flap Panel Type: Connecting Panel
 Jack receiver bracket	<b>1681700400</b> <i>For reference:</i> 591080 90150115122 90150115122GRV	911	2.0-3.3	01/63-07/89	Fitting Position: Left and right Panel Type: Support Repair Panel: Repair Panel
 Jack receiver socket	<b>1681700500</b> <i>For reference:</i> 591179 91150119500	911	2.7-3.3	08/73-07/89	Fitting Position: Vehicle Side Panel Type: Support Repair Panel: Repair Panel









Description	Item no.	Application	Engine	Year	Criteria / Information
 <p>Door pillar, left. Please note that the area around the rear deck lid pull is different on 66-69 models</p>	<b>1681900170</b> <i>For reference:</i> 591047 91150204100 91150204102 91150204104	911	2.0-3.3	01/63-07/89	Equipment Variant: lock pillar Fitting Position: Left Operating Mode: Manual
 <p>Door pillar, right. Please note that the area around the rear deck lid pull is different on 66-69 models</p>	<b>1681900180</b> <i>For reference:</i> 591048 91150204201 91150204202 91150204203 91150204204	911	2.0-3.3	01/63-07/89	Equipment Variant: lock pillar Fitting Position: Right Operating Mode: Manual
 <p>Door hinge pillar, left</p>	<b>1681900370</b> <i>For reference:</i> 591035 91150103900	911	2.0-3.3	01/63-07/83	Fitting Position: Left



Description	Item no.	Application	Engine	Year	Criteria / Information
 <p>Door hinge pillar, right, with space for oil tube for 911 S model</p>	<b>1681900380</b> For reference: 591036 91150104000	911	2.0-3.3	01/63-07/83	Fitting Position: Right Equipment Variant: Cut-out for oil pipe
 <p>Door hinge pillar, left</p>	<b>1681900470</b> For reference: 591135 91150103902	911	3.0-3.3	08/83-07/89	Fitting Position: Left
 <p>Door hinge pillar, right</p>	<b>1681900480</b> For reference: 591136 91150104002	911	3.0-3.3	08/83-07/89	Fitting Position: Right
 <p>Picture not available</p> <p>Repair piece for door hinge pillar, left</p>	<b>1681900870</b> For reference: 591035-1	911	2.0-3.3	01/63-07/83	
 <p>Picture not available</p> <p>Repair piece for door hinge pillar, right</p>	<b>1681900880</b> For reference: 591036-1	911	2.0-3.3	01/63-07/83	



Description	Item no.	Application	Engine	Year	Criteria / Information
 <p><b>Picture not available</b></p> <p>Repair piece for door hinge pillar, left</p>	<b>1681900970</b> <i>For reference:</i> 591035-3	911	2.0-3.3	01/63-07/83	
 <p><b>Picture not available</b></p> <p>Repair piece for door hinge pillar, right</p>	<b>1681900980</b> <i>For reference:</i> 591036-3	911	2.0-3.3	01/63-07/83	
 <p><b>Picture not available</b></p> <p>Repair piece for door hinge pillar, left</p>	<b>1681901070</b> <i>For reference:</i> 591035-2	911	2.0-3.3	01/63-07/83	
 <p><b>Picture not available</b></p> <p>Repair piece for door hinge pillar, right</p>	<b>1681901080</b> <i>For reference:</i> 591036-2	911	2.0-3.3	01/63-07/83	
 <p>Headlamp bucket, left</p>	<b>1682000270</b> <i>For reference:</i> 591011 90150301515 90163101520 90163101523 91150301500 91150301502 91150301502GRV 91150301503 91150301503GRV PCG63101521	911	3.0-3.3	08/77-07/86	Fitting Position: Left
 <p>Headlamp bucket, right</p>	<b>1682000280</b> <i>For reference:</i> 591012 90163101615 90163101620 90163101623 91150301600 91150301603 91150301603GRV PCG50301600	911	3.0-3.3	08/77-07/86	Fitting Position: Right





Description	Item no.	Application	Engine	Year	Criteria / Information
 <p>End bushing for torsion bar, left/right</p>	<b>1682000800</b> <i>For reference:</i> 591053-1 91133101000 DAN33101001 DAN33101002 DAN91133101001 DAN91133101002	Porsche 911	2.0-3.2	01/63-07/89	Fitting Position: Left and right
 <p>Wing joining plate, left</p>	<b>1682300270</b> <i>For reference:</i> 591013 91150105300 91150105300GRV 91150105301 91150105301GRV	911	2.0-3.3	08/68-07/89	Equipment Variant: joining plate Fitting Position: Left Front Panel Type: Closing Panel
 <p>Wing joining plate, right. (Also fits 69-73, but with "flat" look). Painted aluminized steel.</p>	<b>1682300280</b> <i>For reference:</i> 591014 90150105401 91150105400 91150105400GRV	911 (63-73 with flat look)	2.0-3.3	08/68-07/89	Equipment Variant: joining plate Fitting Position: Right Front Panel Type: Closing Panel
 <p>Picture not available</p> <p>Wheel housing repair section, front, left</p>	<b>1682351170</b> <i>For reference:</i> 591143-1 DAN50196700 DAN50196701 DAN50196702 DAN91150196700 DAN91150196701 DAN91150196702	Porsche 911	2.7-3.3	08/73-07/89	Fitting Position: Left Front Panel Type: Attachment Panel Repair Panel: Repair Panel
 <p>Picture not available</p> <p>Wheel housing repair section, front, right</p>	<b>1682351180</b> <i>For reference:</i> 591144-1 DAN50196800 DAN50196801 DAN50196802 DAN91150196800 DAN91150196801 DAN91150196802	911			Fitting Position: Right Front Panel Type: Attachment Panel Repair Panel: Repair Panel



Description	Item no.	Application	Engine	Year	Criteria / Information
 <p>Inner rail piece, left</p>	<b>1682400170</b> <i>For reference:</i> 591083 91150196500	911	2.0-3.3	01/63-07/89	Fitting Position: Left Rear Panel Type: Reinforcing Panel
 <p>Inner rail piece, right</p>	<b>1682400180</b> <i>For reference:</i> 591084 91150196600	911	2.0-3.3	08/64-07/89	Fitting Position: Right Rear Panel Type: Reinforcing Panel
 <p>Repair panel for inner wing, left</p>	<b>1682400270</b> <i>For reference:</i> 591053 DAN50196300 DAN91150196300	911	2.0-3.3	01/63-07/89	Fitting Position: Left Rear Panel Type: Inner-wing Panel
 <p>Repair panel for inner wing, right. For models with front mounted oil cooler. For other models modifications are needed</p>	<b>1682400280</b> <i>For reference:</i> 591054 DAN50196400 DAN91150196400	911	2.0-3.3	01/63-07/89	Fitting Position: Right Rear Panel Type: Inner-wing Panel Specification: Oil cooler front
 <p>Inner rocker panel, left</p>	<b>1682500270</b> <i>For reference:</i> 591077 90150112320 91150112301 91150112303 91150112304 91150112500GRV 96450113500 96450113500GRV 99350133500GRV	911 964 993	2.0-3.3 3.3-3.6 3.6-3.8	01/63-07/89 12/88-06/94 10/93-09/97	Number of Doors: 2 Fitting Position: inner Fitting Position: Left Section: Lower Section Panel Type: Connecting Panel Panel Type: Side Panel Repair Panel: Repair Panel
 <p>Inner rocker panel, right</p>	<b>1682500280</b> <i>For reference:</i> 591078 90150112420 91150112403 91150112404 91150112500GRV 96450113600 96450113600GRV 99350133600GRV	911 964 993	2.0-3.3 3.3-3.6 3.6-3.8	01/63-07/89 12/88-06/94 10/93-09/97	Number of Doors: 2 Fitting Position: inner Fitting Position: Right Section: Lower Section Panel Type: Connecting Panel Panel Type: Side Panel Repair Panel: Repair Panel



Description	Item no.	Application	Engine	Year	Criteria / Information
 Fuel tank and battery support	<b>1682700400</b> <i>For reference:</i> 591131 91150111702 91150117702	911	2.4-3.3	08/73-07/89	Fitting Position: Boot Section: Front Section Panel Type: Support Repair Panel: Repair Panel
 Battery box, left	<b>1682700570</b> <i>For reference:</i> 591069-1 90150150300 90150150300GRV	911	2.0-2.4	01/63-12/73	Fitting Position: Left Front Repair Panel: Repair Panel Equipment Variant: Battery box
 Battery box, right	<b>1682700580</b> <i>For reference:</i> 591069-2 90150150400 90150150400GRV	911	2.0-2.4	01/63-12/73	Fitting Position: Right Front Repair Panel: Repair Panel Equipment Variant: Battery box
 Floor pan, half, left	<b>1683100170</b> <i>For reference:</i> 591071 91150193500 91150193500GRV	911	2.0-3.3	01/63-07/89	Fitting Position: Left Panel Type: Floor Panel Repair Panel: Repair Panel
 Floor pan, half, right	<b>1683100180</b> <i>For reference:</i> 591072 91150193600 91150193600GRV	911	2.0-3.3	01/63-07/89	Fitting Position: Right Panel Type: Floor Panel Repair Panel: Repair Panel




Description	Item no.	Application	Engine	Year	Criteria / Information
 <p>Front floor with suspension mounts</p>	<b>1683100200</b> <i>For reference:</i> 591133 91150158001 91150195500 91150195501	911	2.0-3.3	01/63-07/89	Fitting Position: Front Section: Lower Section Panel Type: Support Repair Panel: Repair Panel Equipment Variant: W/ Suspension Mount
 <p>Floor pan, left, outer repair section, 18 cm</p>	<b>1683100670</b> <i>For reference:</i> 591071-1 DAN50193500 DAN91150193500	911	2.0-3.3	01/63-07/89	Fitting Position: Left Section: Outer section Panel Type: Floor Panel Repair Panel: Repair Panel
 <p>Floor pan, right, outer repair section, 18 cm</p>	<b>1683100680</b> <i>For reference:</i> 591072-1 DAN50193600 DAN91150193600	911	2.0-3.3	01/63-07/89	Fitting Position: Right Section: Outer section Panel Type: Floor Panel Repair Panel: Repair Panel
 <p>Front suspension repair panel</p>	<b>1683100700</b> <i>For reference:</i> 591133-1 91150158001 91150195500 91150195501	911	2.0-3.3	01/63-07/89	Fitting Position: Front Section: Front Section Panel Type: Attachment Panel Repair Panel: Repair Panel
 <p>Chassis floor, complete, bottom of car</p>	<b>1683100800</b> <i>For reference:</i> 591100-0 90150105131 91150105100 91150105110 91150105112 91150105116 91150105121	Porsche 911	2.0-3.3	01/63-07/89	Panel Type: Full Body Section Section: Front Section Section: Rear Section








Description	Item no.	Application	Engine	Year	Criteria / Information
 <p>Floor pan, complete, left/right</p>	<b>1683100900</b> <i>For reference:</i> 591071-0 DAN50193500 DAN91150193500	911	2.0-3.3	01/63-07/89	Fitting Position: Left and right Section: Rear Section
 <p>Front floor with suspension mounts and axle tunnel</p>	<b>1683101000</b> <i>For reference:</i> 591133-2 91150158001 91150195500 91150195501	911	2.0-3.3	01/63-07/89	Fitting Position: Front Panel Type: Attachment Panel Repair Panel: Repair Panel Equipment Variant: W/ Suspension Mount Equipment Variant: W/ Axle tunnel
 <p>Picture not available</p> <p>Seat well with rear window parcel shelf</p>	<b>1683101100</b> <i>For reference:</i> 591167 91150107100	911	2.2-3.3	08/69-07/89	Panel Type: Seat Carrier Section: Rear Section Equipment Variant: With parcel shelf
 <p>Chassis floor, complete, bottom of car, RHD</p>	<b>1683101600</b> <i>For reference:</i> 591100-0RHD 91150105200 91150105210 91150105221 91150105224	Porsche 911 RHD	2.0-3.3	01/63-07/89	Panel Type: Floor Panel Panel Type: Full Body Section Left-hand / Right-hand Traffic: for right-hand traffic
 <p>Axle mounting, left</p>	<b>1683150170</b> <i>For reference:</i> 591134-1 90150135901 90150135901GRV	911	2.0-3.3	01/63-07/89	Fitting Position: Front Axle Left
 <p>Axle mounting, right</p>	<b>1683150180</b> <i>For reference:</i> 591134-2 90150136001 90150136001GRV	911	2.0-3.3	01/63-07/89	Fitting Position: Front Axle Right

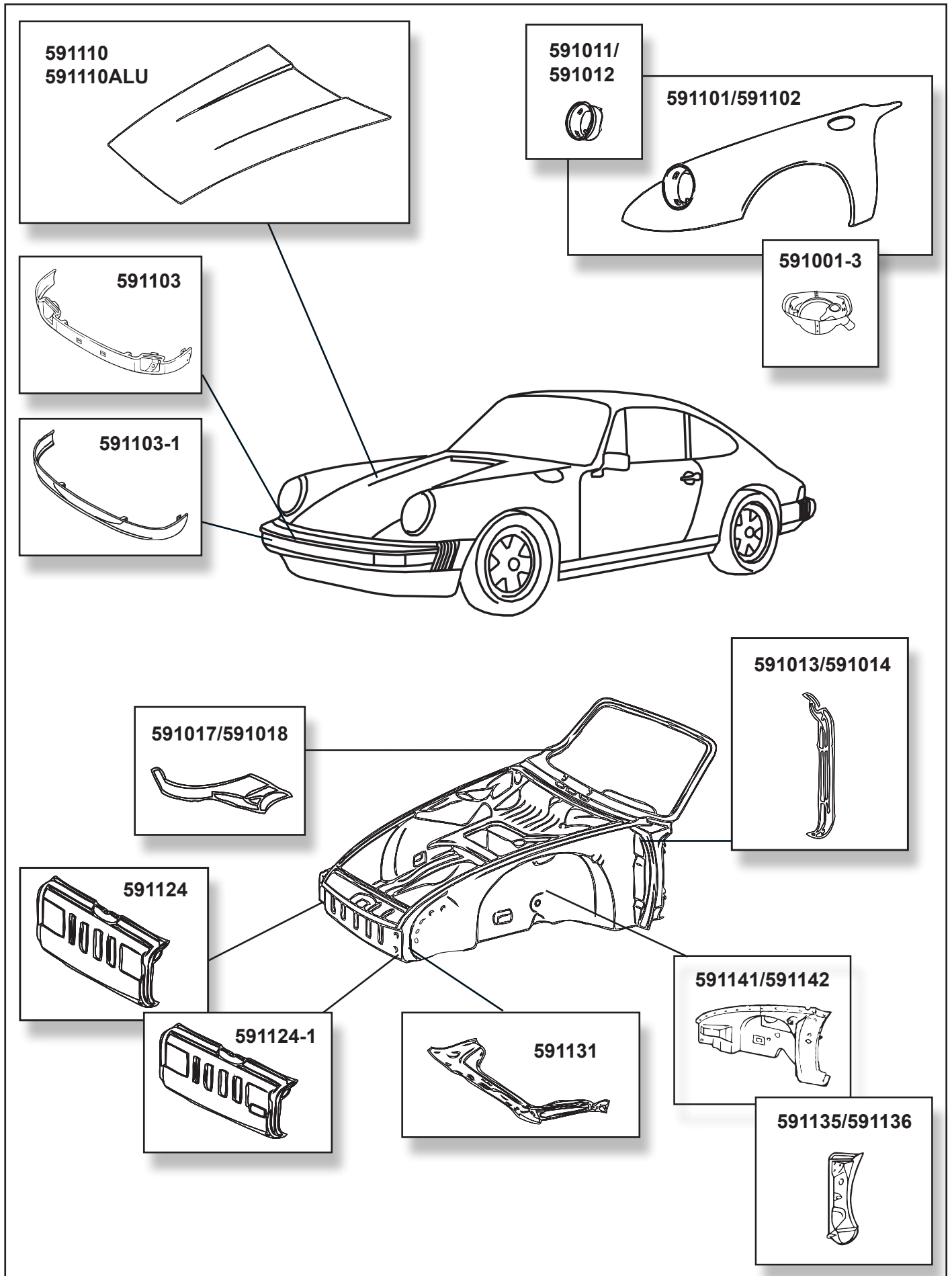


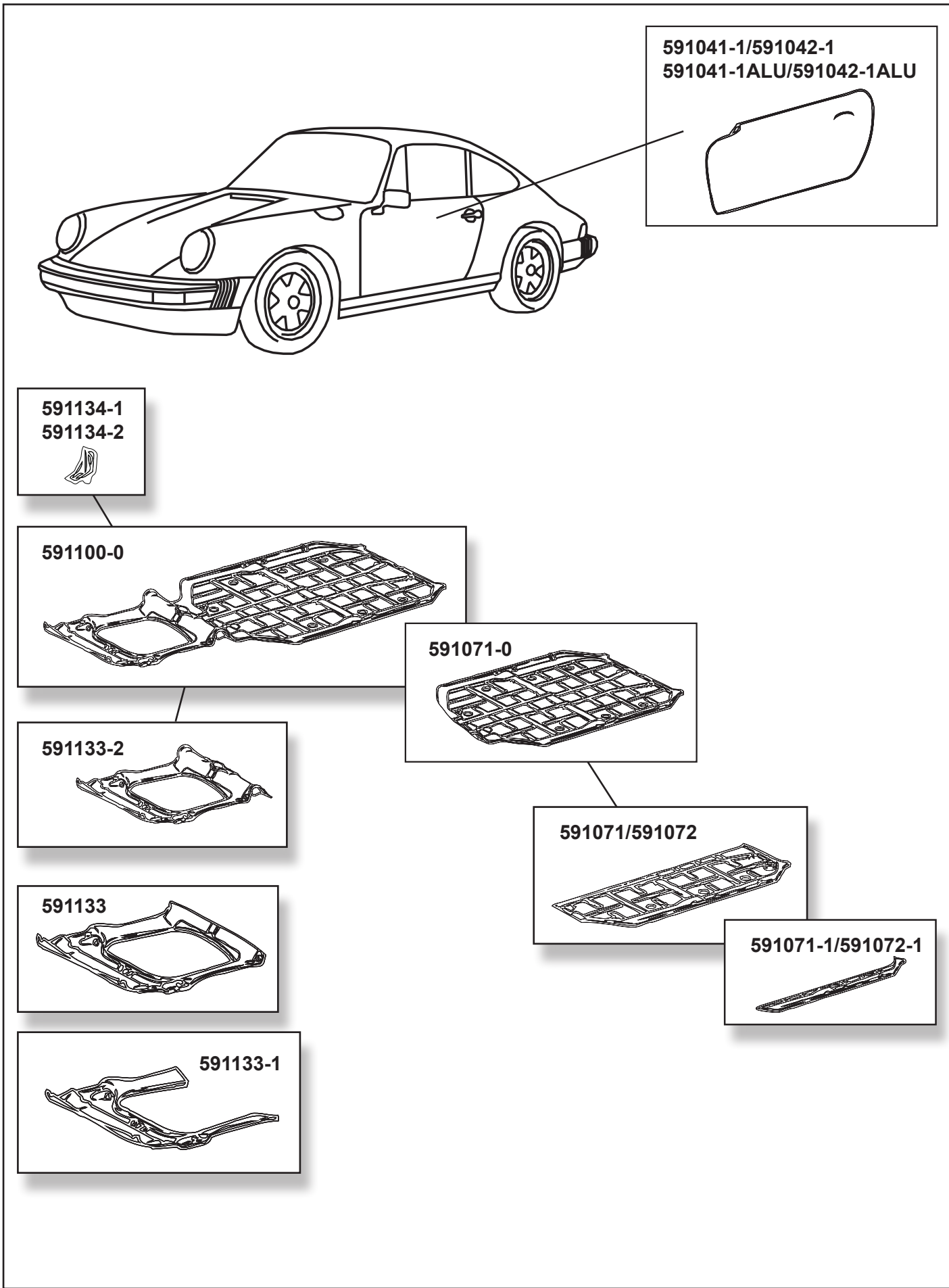
Description	Item no.	Application	Engine	Year	Criteria / Information
 <p>Reinforcement for front floor with suspension mounts</p>	<b>1683150200</b> <i>For reference:</i> 590930 90150142721 90150142721GRV	911 912	2.0-3.3 1.6	01/63-07/89 01/65-02/70	Panel Type: Reinforcing Panel Section: Front Section
 <p>Repair piece for windshield frame, left</p>	<b>1684000170</b> <i>For reference:</i> 591017 DAN50308742 DAN90150308742	911	2.0-3.3	01/63-07/89	Fitting Position: Left Section: Lower Section Panel Type: Corner Panel Repair Panel: Repair Panel
 <p>Repair piece for windshield frame, right</p>	<b>1684000180</b> <i>For reference:</i> 591018 DAN50308842 DAN90150308842	911	2.0-3.3	01/63-07/89	Fitting Position: Right Section: Lower Section Panel Type: Corner Panel Repair Panel: Repair Panel
 <p>Picture not available</p> <p>Fuel tank support corner plate, left</p>	<b>1684000970</b> <i>For reference:</i> 591032-1 90150145720 90150145720GRV	911	2.0-3.3	01/63-07/89	Fitting Position: Left Equipment Variant: Fuel tank support Panel Type: Corner Panel
 <p>Picture not available</p> <p>Fuel tank support corner plate, right</p>	<b>1684000980</b> <i>For reference:</i> 591032-2 90150145820 90150145820GRV	911	2.0-3.3	01/63-07/89	Fitting Position: Right Equipment Variant: Fuel tank support Panel Type: Corner Panel
<p>Support tube for rear bumper, long, left/right</p>	<b>1685000300</b> <i>For reference:</i> 591189-1 91150162302	Porsche 911	2.7-3.3	08/73-07/89	Fitting Position: Rear Fitting Position: Left and right Equipment Variant: Support tube Long Version:

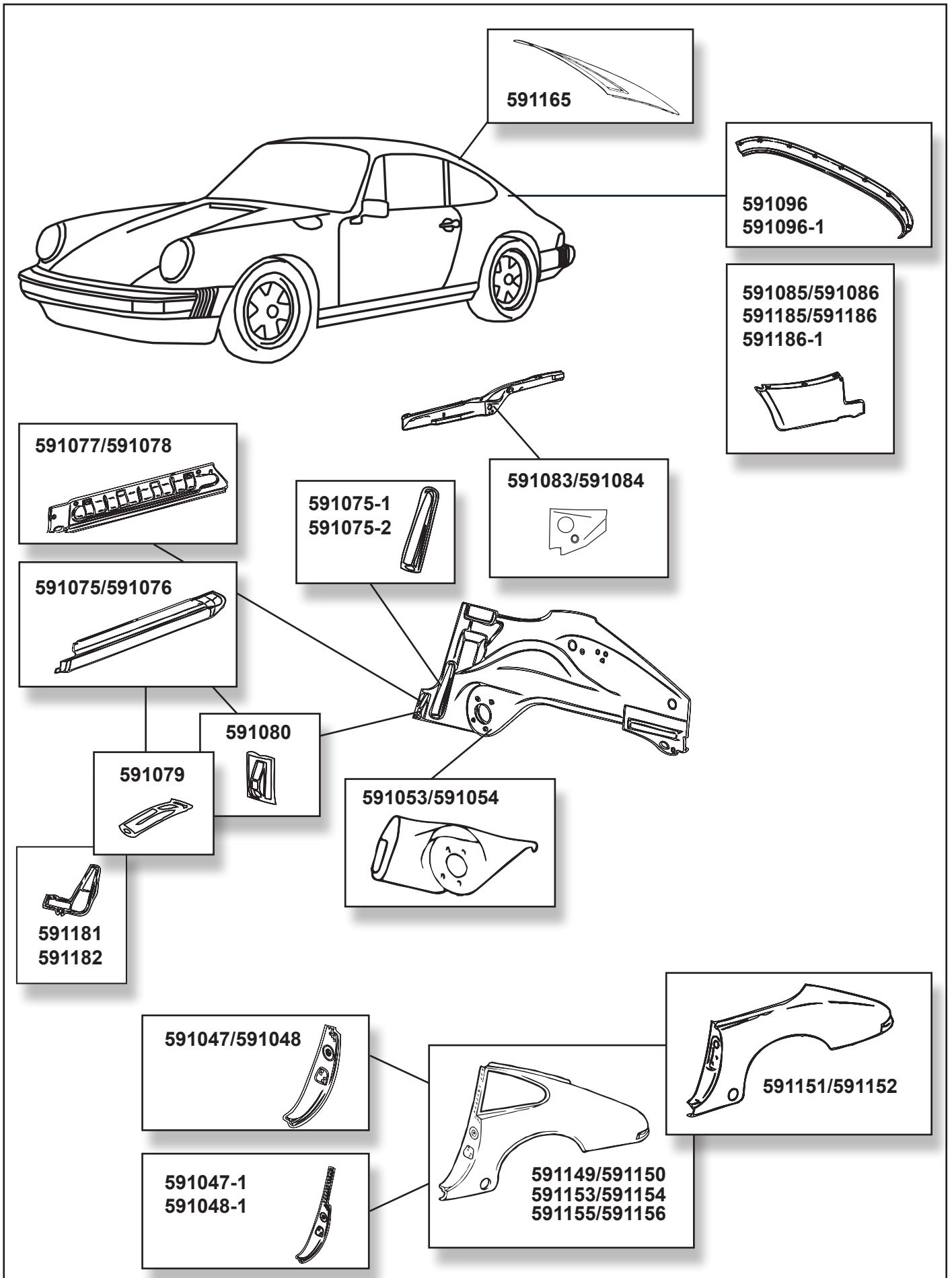




Description	Item no.	Application	Engine	Year	Criteria / Information
 <p>Picture not available</p> <p>Support tube for rear bumper, short, left/right</p>	<b>1685000400</b> <i>For reference:</i> 591189-2 91150162801	Porsche 911	2.7-3.3	08/73-07/89	Fitting Position: Rear Fitting Position: Left and right Equipment Variant: Support tube Short Version:
 <p>Hinge for bonnet, left</p>	<b>1687400370</b> <i>For reference:</i> 591001-5 90151103120 91151103100 96451103100 99351103100	Porsche 911 Porsche 964 Porsche 993	2.0-3.3 3.3-3.6 3.6-3.8	01/63-07/89 12/88-06/94 10/93-09/97	Fitting Position: Left
 <p>Hinge for bonnet, right</p>	<b>1687400380</b> <i>For reference:</i> 591001-6 90151103220 91151103200 96451103200 99351103200	Porsche 911 Porsche 964 Porsche 993	2.0-3.3 3.3-3.6 3.6-3.8	01/63-07/89 12/88-06/94 10/93-09/97	Fitting Position: Right
 <p>Hinge for engine lid, left</p>	<b>1687400470</b> <i>For reference:</i> 591064-1 90151203500 91151203500	Porsche 911	2.0-3.3	01/63-07/89	Equipment Variant: For engine lid Fitting Position: Left
 <p>Hinge for engine lid, right</p>	<b>1687400480</b> <i>For reference:</i> 591064-2 90151203600 91151203600	Porsche 911	2.0-3.3	01/63-07/89	Equipment Variant: For engine lid Fitting Position: Right
















Description	Item no.	Application	Engine	Year	Criteria / Information
 <p>Oil tank</p>	<b>1612900300</b> <i>For reference:</i> 592012 91110700620 91110700622 91110700626	911	3.0-3.2	08/77-07/89	Equipment Variant: Oil tank
 <p>Fuel tank, 85 L, without internal fuel strainer</p>	<b>1615600200</b> <i>For reference:</i> 93020101002 93020101002 93020101004 93020101005	911	2.7-3.3	08/73-07/89	Fuel Tank Capacity [l]: 85 Supplementary Article/Supplementary Info 2: without filter
 <p>Fuel tank, 100 L</p>	<b>1615600500</b> <i>For reference:</i> 90120101030	911 (74-89 modifications needed)	2.0-3.3	01/63-07/89	Fuel Tank Capacity [l]: 100
 <p>Bonnet</p>	<b>1680100200</b> <i>For reference:</i> 591110 91151101001	911	2.7-3.3	08/73-07/89	
 <p>Alu bonnet on steel frame. For racing cars only – fragile alu material, total weight 8.10 kg</p>	<b>1680100600</b> <i>For reference:</i> 591110ALU 91151101001	911	2.7-3.3	08/73-07/89	Supplementary Article/Supplementary Info 2: Only for racing purposes Material: Aluminium Equipment Variant: Fragile material Weight [kg]: 8.10
 <p>Engine hood, rear</p>	<b>1680200300</b> <i>For reference:</i> 591165 91151201056 91151201065 91151290301 91151290302	911	2.7-3.2	08/73-07/89	Equipment Variant: Engine lid



Description	Item no.	Application	Engine	Year	Criteria / Information
 <p>Inner front wing splash piece, left</p>	<b>1680350370</b> <i>For reference:</i> 591001-5 DAN50303100 DAN91150303100	Porsche 911 Porsche 964	2.0-3.3 3.3-3.6	01/63-07/89 12/88-07/94	Fitting Position: Left Front Panel Type: Inner-wing Panel Section: Rear Section
 <p>Inner front wing splash piece, right</p>	<b>1680350380</b> <i>For reference:</i> 591002-5 DAN50303200 DAN91150303200	Porsche 911 Porsche 964	2.0-3.3 3.3-3.6	01/63-07/89 12/88-07/94	Fitting Position: Right Front Panel Type: Inner-wing Panel Section: Rear Section
 <p>Quarter panel, left</p>	<b>1680400570</b> <i>For reference:</i> 591149 91150306104	911 Coupé	2.7	08/73-07/77	Fitting Position: Left Rear Panel Type: Full Body Section
 <p>Quarter panel, right</p>	<b>1680400580</b> <i>For reference:</i> 591150 91150306204	911 Coupé	2.7	08/73-07/77	Fitting Position: Right Rear Panel Type: Full Body Section
 <p>Quarter panel, left</p>	<b>1680400670</b> <i>For reference:</i> 591151 91150306144	911 Targa	2.7	08/73-07/77	Fitting Position: Left Rear Panel Type: Full Body Section
 <p>Quarter panel, right</p>	<b>1680400680</b> <i>For reference:</i> 591152 91150306244	911 Targa	2.7	08/73-07/77	Fitting Position: Right Rear Panel Type: Full Body Section
 <p>Quarter panel, rear, Turbo look (round torsion bar hole), left</p>	<b>1680401370</b> <i>For reference:</i> 591351 93050306141	Porsche 911 Targa	2.7-3.0	08/73-07/85	Fitting Position: Left Rear Equipment Variant: Turbo look Equipment Variant: Round torsion hole





Description	Item no.	Application	Engine	Year	Criteria / Information
 <p>Quarter panel, rear, Turbo look (round torsion bar hole), right</p>	<b>1680401380</b> <i>For reference:</i> 591352 93050306241	Porsche 911 Targa	2.7-3.0	08/73-07/85	Fitting Position: Right Rear Equipment Variant: Turbo look Equipment Variant: Round torsion hole
 <p>Partition wall</p>	<b>1680500300</b> <i>For reference:</i> 591124 91150109904 91150109906	911	2.7-3.3	08/73-07/83	Fitting Position: Front Section: Front Section Panel Type: Lock Panel Repair Panel: Repair Panel
 <p>Partition wall with hole for aircondition</p>	<b>1680500500</b> <i>For reference:</i> 591124-1 91150109907	911	2.7-3.3	08/73-07/83	Fitting Position: Front Section: Front Section Panel Type: Lock Panel Repair Panel: Repair Panel Machined: with hole(s) for heater cooler
 <p>Front apron with hole for fog light</p>	<b>1680500700</b> <i>For reference:</i> 591103 91150304904 91150304904GRV 91150397100 91150397100GRV	911	2.7-3.2	08/73-07/89	Machined: with hole(s) for fog lights
 <p>Front apron without hole for fog light</p>	<b>1680500800</b> <i>For reference:</i> 591103-1 91150304900 91150304900GRV 91150397101	911	2.7-3.2	08/73-07/89	Machined: without hole(s) for fog lights
 <p>Picture not available</p> <p>Windscreen frame</p>	<b>1680502200</b> <i>For reference:</i> 591021-0 90150309021 91150398701	Porsche 911 Coupe	2.0-3.3	01/63-07/89	
 <p>Picture not available</p> <p>Protective plate for fuel tank</p>	<b>1680502600</b> <i>For reference:</i> 591105 91134116104 91134116105	Porsche 911 (not Turbo)	2.7-3.2	08/73-07/89	Equipment Variant: Protective plate Equipment Variant: fuel tank
 <p>Lower rear panel</p>	<b>1680600300</b> <i>For reference:</i> 591096 91150517101 91150517108 91150517108GRV	Porsche 911 Porsche 911 (not OE look)	3.2 2.7-3.0	08/83-07/89 08/73-07/83	Section: Lower Section Panel Type: Rear Panel Repair Panel: Repair Panel
 <p>Lower bumper corner, rear, left</p>	<b>1680600670</b> <i>For reference:</i> 591085 91150306702 91150306702GRV	911 (not Carrera)	2.7	08/73-07/77	Panel Type: Rear Panel Fitting Position: Lower Left
 <p>Lower bumper corner, rear, right</p>	<b>1680600680</b> <i>For reference:</i> 591086 91150306802 91150306802GRV	911 (not Carrera)	2.7	08/73-07/77	Panel Type: Rear Panel Fitting Position: Lower Right



Description	Item no.	Application	Engine	Year	Criteria / Information
 Lower bumper corner, rear, left	<b>1680600770</b> <i>For reference:</i> 591185 91150306703	911 Carrera	2.7-3.2	08/73-07/89	Panel Type: Rear Panel Fitting Position: Lower Left
 Lower bumper corner, rear, right	<b>1680600780</b> <i>For reference:</i> 591186 91150306803	911 Carrera	2.7-3.2	08/77-07/89	Panel Type: Rear Panel Fitting Position: Lower Right
 Lower bumper corner, rear, right, with cut out for tail pipe (when using dual tail pipe sports exhaust)	<b>1680601280</b> <i>For reference:</i> 591186 DAN50306803 DAN91150306803	911 Carrera	2.7-3.2	08/77-07/89	Panel Type: Attachment Panel Fitting Position: Right Rear Machined: with hole(s) for exhaust pipe
 Lower rear panel with cut out for exhaust tail pipe in both left and right side	<b>1680601300</b> <i>For reference:</i> 591096-1 DAN50517101 DAN91150517101	911	2.7-3.3	08/73-07/89	Section: Lower Section Panel Type: Rear Panel Repair Panel: Repair Panel Machined: with hole(s) for exhaust pipe
 Engine rear lower panel	<b>1680601400</b> <i>For reference:</i> 591066 90150105720 90150108722 91150708000 91150708001	911	2.0-3.2	01/63-07/89	Panel Type: Attachment Panel Fitting Position: Engine Bay Fitting Position: Lower
 Targa B-pillar cross cover, outer, black powder coating, with side louvres	<b>1680602100</b> <i>For reference:</i> 591129 91156504348	Porsche 911 Targa	2.7-3.3	08/73-07/89	Panel Type: Attachment Panel Fitting Position: B-Pillar Equipment Variant: For Targa Material: Steel Surface: Powder coated Colour: Black
 Parcel shelf repair section under rear window	<b>1680602200</b> <i>For reference:</i> 591068-1 DAN50208100 DAN91150208100	Porsche 911	2.0-2.2	08/68-07/71	Panel Type: Attachment Panel Repair Panel: Repair Panel Equipment Variant: For parcel shelf
 <b>Picture not available</b> Repair panel for lower quarter panel, front, left	<b>1680602470</b> <i>For reference:</i> 591049-1 DAN50306100 DAN91150306100	Porsche 911	2.0-3.3	01/63-07/89	Panel Type: Attachment Panel Repair Panel: Repair Panel Fitting Position: Wing Fitting Position: Lower Left Section: Front Section
 <b>Picture not available</b> Repair panel for lower quarter panel, front, right	<b>1680602480</b> <i>For reference:</i> 591050-1 DAN50306200 DAN91150306200	Porsche 911	2.0-3.3	01/63-07/89	Panel Type: Attachment Panel Repair Panel: Repair Panel Fitting Position: Wing Fitting Position: Lower Right Section: Front Section



Description	Item no.	Application	Engine	Year	Criteria / Information
 Engine rear lower panel, outer skin only	<b>1680602500</b> <i>For reference:</i> 591066-1 DAN50105700 DAN50108700 DAN90150105700 DAN90150108700	911	2.0-3.2	01/63-07/89	Panel Type: Attachment Panel Fitting Position: Engine Bay Fitting Position: Lower Section: Outer section
 Engine rear lower panel, inner skin only	<b>1680602600</b> <i>For reference:</i> 591066-2 90150182021	911	2.0-3.2	01/63-07/89	Panel Type: Attachment Panel Fitting Position: Engine Bay Fitting Position: Lower Section: Inner Section
 Door, complete (with collision reinforcement), left	<b>1680700570</b> <i>For reference:</i> 591141 91153100521 91153100522 91153100523	Porsche 911	3.0-3.3	08/77-07/89	Fitting Position: Left Front
 Door, complete (with collision reinforcement), right	<b>1680700580</b> <i>For reference:</i> 591142 91153100621 91153100622 91153100623	Porsche 911	3.0-3.3	08/77-07/89	Fitting Position: Right Front
 Door skin, complete, left, aftermarket quality	<b>1680900270</b> <i>For reference:</i> 591041-1 91153120100 DAN53100522 DAN91153100522	911 964 993	2.0-3.3 3.3-3.6 3.6	01/63-07/89 12/88-06/94 10/93-09/97	Fitting Position: Left Section: Outer section Panel Type: Attachment Panel Repair Panel: Repair Panel
 Door skin, complete, right, aftermarket quality	<b>1680900280</b> <i>For reference:</i> 591042-1 91153120200 DAN53100622 DAN91153100622	911 964 993	2.0-3.3 3.3-3.6 3.6	01/63-07/89 12/88-06/94 10/93-09/97	Fitting Position: Right Section: Outer section Panel Type: Attachment Panel Repair Panel: Repair Panel
 Door skin, complete, aluminium, for racing use only, left, 1.85 kg	<b>1680900570</b> <i>For reference:</i> 591041-1ALU DAN53100500 DAN91153100500	911 964 993	2.0-3.3 3.3-3.6 3.6	01/63-07/89 12/88-06/94 10/93-09/97	Fitting Position: Left Section: Outer section Panel Type: Attachment Panel Repair Panel: Repair Panel Material: Aluminium Equipment Variant: For racing use only Weight [kg]: 1.85
 Door skin, complete, aluminium, for racing use only, right, 1.85 kg	<b>1680900580</b> <i>For reference:</i> 591042-1ALU DAN53100600 DAN91153100600	911 964 993	2.0-3.3 3.3-3.6 3.6	01/63-07/89 12/88-06/94 10/93-09/97	Fitting Position: Right Section: Outer section Panel Type: Attachment Panel Repair Panel: Repair Panel Material: Aluminium Equipment Variant: For racing use only Weight [kg]: 1.85
 Door skin, complete, OE quality, left	<b>1680900870</b> <i>For reference:</i> 591041-1OE DAN53100522 DAN91153100522	911 964 993	2.0-3.3 3.3-3.6 3.6	01/63-07/89 12/88-06/94 10/93-09/97	Fitting Position: Left Front Repair Panel: Repair Panel Panel Type: Side Panel Quality: OE



Description	Item no.	Application	Engine	Year	Criteria / Information
 <p>Door skin, complete, OE quality, right</p>	<b>1680900880</b> <i>For reference:</i> 591042-1OE DAN53100622 DAN91153100622	911 964 993	2.0-3.3 3.3-3.6 3.6	01/63-07/89 12/88-06/94 10/93-09/97	Fitting Position: Right Front Repair Panel: Repair Panel Panel Type: Side Panel Quality: OE
 <p>Door panel, left</p>	<b>1681000370</b> <i>For reference:</i> 591075 91150340104 91150340105 91150340105GRV 96550340101 96550340101GRV	911 964	2.4-3.3 3.3-3.6	08/73-07/89 12/88-06/94	Fitting Position: Left Section: Outer section Panel Type: Connecting Panel Panel Type: Side Panel Repair Panel: Repair Panel
 <p>Door panel, right</p>	<b>1681000380</b> <i>For reference:</i> 591076 91150340204 91150340205 91150340205GRV 96550340201 96550340201GRV	911 964	2.4-3.3 3.3-3.6	08/73-07/89 12/88-06/94	Fitting Position: Right Section: Outer section Panel Type: Connecting Panel Panel Type: Side Panel Repair Panel: Repair Panel
 <p>Rocker panel/wheel case support, left. To be welded to the wheel house</p>	<b>1681000570</b> <i>For reference:</i> 591075-1 90150114523 90150114523GRV	911	2.7-3.3	08/74-07/86	Fitting Position: Left Section: Rear Section Panel Type: Support Repair Panel: Repair Panel
 <p>Rocker panel/wheel case support, right. To be welded to the wheel house</p>	<b>1681000580</b> <i>For reference:</i> 591075-2 90150114623 90150114623GRV	911	2.7-3.3	08/74-07/86	Fitting Position: Right Section: Rear Section Panel Type: Support Repair Panel: Repair Panel
<p>Profile rail for cross member, rear, engine bay, 1 meter</p>	<b>1681000800</b> <i>For reference:</i> 591097 90150105100 90150179720	911	2.0-3.3	01/63-07/89	Fitting Position: Rear Equipment Variant: for cross member Length [m]: 1
 <p>Tank flap, left front wing</p>	<b>1681100200</b> <i>For reference:</i> 591001-2 91150403100	Porsche 911	2.0-3.3	08/68-07/89	Fitting Position: Left Front
 <p>Fuel tank filler housing without flap, on the left side front wing</p>	<b>1681150100</b> <i>For reference:</i> 591001-3 DAN50303120 DAN91150303120	911	2.7-3.3	08/73-07/89	Equipment Variant: Tank-hole-panel Equipment Variant: without flap Panel Type: Connecting Panel
 <p>Jack receiver bracket</p>	<b>1681700400</b> <i>For reference:</i> 591080 90150115122 90150115122GRV	911	2.0-3.3	01/63-07/89	Fitting Position: Left and right Panel Type: Support Repair Panel: Repair Panel





Description	Item no.	Application	Engine	Year	Criteria / Information
 <p>Jack receiver socket</p>	<b>1681700500</b> <i>For reference:</i> 591179 91150119500	911	2.7-3.3	08/73-07/89	Fitting Position: Vehicle Side Panel Type: Support Repair Panel: Repair Panel
 <p>Gusset plate with floor jack support, left</p>	<b>1681700670</b> <i>For reference:</i> 591181 91150157700 91150707740	911 Coupe 911 Targa/Cabrio	3.2-3.3 3.2-3.3	08/84-07/89 08/83-07/89	Fitting Position: Left
 <p>Gusset plate with floor jack support, right</p>	<b>1681700680</b> <i>For reference:</i> 591182 91150157800 91150707840	911 Coupe 911 Targa/Cabrio	3.2-3.3 3.2-3.3	08/84-07/89 08/83-07/89	Fitting Position: Right
 <p>Door pillar, left. Please note that the area around the rear deck lid pull is different on 66-69 models</p>	<b>1681900170</b> <i>For reference:</i> 591047 91150204100 91150204102 91150204104	911	2.0-3.3	01/63-07/89	Equipment Variant: lock pillar Fitting Position: Left Operating Mode: Manual
 <p>Door pillar, right. Please note that the area around the rear deck lid pull is different on 66-69 models</p>	<b>1681900180</b> <i>For reference:</i> 591048 91150204201 91150204202 91150204203 91150204204	911	2.0-3.3	01/63-07/89	Equipment Variant: lock pillar Fitting Position: Right Operating Mode: Manual



Description	Item no.	Application	Engine	Year	Criteria / Information
 Door hinge pillar, left	<b>1681900370</b> For reference: 591035 91150103900	911	2.0-3.3	01/63-07/83	Fitting Position: Left
 Door hinge pillar, right, with space for oil tube for 911 S model	<b>1681900380</b> For reference: 591036 91150104000	911	2.0-3.3	01/63-07/83	Fitting Position: Right Equipment Variant: Cut-out for oil pipe
 Door hinge pillar, left	<b>1681900470</b> For reference: 591135 91150103902	911	3.0-3.3	08/83-07/89	Fitting Position: Left
 Door hinge pillar, right	<b>1681900480</b> For reference: 591136 91150104002	911	3.0-3.3	08/83-07/89	Fitting Position: Right





Description	Item no.	Application	Engine	Year	Criteria / Information
 <p>Picture not available</p> <p>Repair piece for door hinge pillar, left</p>	<b>1681900870</b> <i>For reference:</i> 591035-1	911	2.0-3.3	01/63-07/83	
 <p>Picture not available</p> <p>Repair piece for door hinge pillar, right</p>	<b>1681900880</b> <i>For reference:</i> 591036-1	911	2.0-3.3	01/63-07/83	
 <p>Picture not available</p> <p>Repair piece for door hinge pillar, left</p>	<b>1681900970</b> <i>For reference:</i> 591035-3	911	2.0-3.3	01/63-07/83	
 <p>Picture not available</p> <p>Repair piece for door hinge pillar, right</p>	<b>1681900980</b> <i>For reference:</i> 591036-3	911	2.0-3.3	01/63-07/83	
 <p>Picture not available</p> <p>Repair piece for door hinge pillar, left</p>	<b>1681901070</b> <i>For reference:</i> 591035-2	911	2.0-3.3	01/63-07/83	
 <p>Picture not available</p> <p>Repair piece for door hinge pillar, right</p>	<b>1681901080</b> <i>For reference:</i> 591036-2	911	2.0-3.3	01/63-07/83	
 <p>Headlamp bucket, left</p>	<b>1682000270</b> <i>For reference:</i> 591011 90150301515 90163101520 90163101523 91150301500 91150301502 91150301502GRV 91150301503 91150301503GRV PCG63101521	911	3.0-3.3	08/77-07/86	Fitting Position: Left









Description	Item no.	Application	Engine	Year	Criteria / Information
 <p>Headlamp bucket, right</p>	<b>1682000280</b> <i>For reference:</i> 591012 90163101615 90163101620 90163101623 91150301600 91150301603 91150301603GRV PCG50301600	911	3.0-3.3	08/77-07/86	Fitting Position: Right
 <p>End bushing for torsion bar, left/right</p>	<b>1682000800</b> <i>For reference:</i> 591053-1 91133101000 DAN33101001 DAN33101002 DAN91133101001 DAN91133101002	Porsche 911	2.0-3.2	01/63-07/89	Fitting Position: Left and right
 <p>Wing joining plate, left</p>	<b>1682300270</b> <i>For reference:</i> 591013 91150105300 91150105300GRV 91150105301 91150105301GRV	911	2.0-3.3	08/68-07/89	Equipment Variant: joining plate Fitting Position: Left Front Panel Type: Closing Panel
 <p>Wing joining plate, right. (Also fits 69-73, but with "flat" look). Painted aluminized steel.</p>	<b>1682300280</b> <i>For reference:</i> 591014 90150105401 91150105400 91150105400GRV	911 (63-73 with flat look)	2.0-3.3	08/68-07/89	Equipment Variant: joining plate Fitting Position: Right Front Panel Type: Closing Panel



Description	Item no.	Application	Engine	Year	Criteria / Information
 <p>Picture not available</p> <p>Wheel housing repair section, front, left</p>	<b>1682351170</b> <i>For reference:</i> 591143-1 DAN50196700 DAN50196701 DAN50196702 DAN91150196700 DAN91150196701 DAN91150196702	Porsche 911	2.7-3.3	08/73-07/89	Fitting Position: Left Front Panel Type: Attachment Panel Repair Panel: Repair Panel
 <p>Picture not available</p> <p>Wheel housing repair section, front, right</p>	<b>1682351180</b> <i>For reference:</i> 591144-1 DAN50196800 DAN50196801 DAN50196802 DAN91150196800 DAN91150196801 DAN91150196802	911			Fitting Position: Right Front Panel Type: Attachment Panel Repair Panel: Repair Panel
 <p>Inner rail piece, left</p>	<b>1682400170</b> <i>For reference:</i> 591083 91150196500	911	2.0-3.3	01/63-07/89	Fitting Position: Left Rear Panel Type: Reinforcing Panel
 <p>Inner rail piece, right</p>	<b>1682400180</b> <i>For reference:</i> 591084 91150196600	911	2.0-3.3	08/64-07/89	Fitting Position: Right Rear Panel Type: Reinforcing Panel
 <p>Repair panel for inner wing, left</p>	<b>1682400270</b> <i>For reference:</i> 591053 DAN50196300 DAN91150196300	911	2.0-3.3	01/63-07/89	Fitting Position: Left Rear Panel Type: Inner-wing Panel
 <p>Repair panel for inner wing, right. For models with front mounted oil cooler. For other models modifications are needed</p>	<b>1682400280</b> <i>For reference:</i> 591054 DAN50196400 DAN91150196400	911	2.0-3.3	01/63-07/89	Fitting Position: Right Rear Panel Type: Inner-wing Panel Specification: Oil cooler front
 <p>Inner rocker panel, left</p>	<b>1682500270</b> <i>For reference:</i> 591077 90150112320	911 964 993	2.0-3.3 3.3-3.6 3.6-3.8	01/63-07/89 12/88-06/94 10/93-09/97	Number of Doors: 2 Fitting Position: inner Fitting Position: Left Section: Lower Section



Description	Item no.	Application	Engine	Year	Criteria / Information
	<b>1682500270</b> 91150112301 91150112303 91150112304 91150112500GRV 96450113500 96450113500GRV 99350133500GRV				Panel Type: Connecting Panel Panel Type: Side Panel Repair Panel: Repair Panel
 Inner rocker panel, right	<b>1682500280</b> <i>For reference:</i> 591078 90150112420 91150112403 91150112404 91150112500GRV 96450113600 96450113600GRV 99350133600GRV	911 964 993	2.0-3.3 3.3-3.6 3.6-3.8	01/63-07/89 12/88-06/94 10/93-09/97	Number of Doors: 2 Fitting Position: inner Fitting Position: Right Section: Lower Section Panel Type: Connecting Panel Panel Type: Side Panel Repair Panel: Repair Panel
 Fuel tank and battery support	<b>1682700400</b> <i>For reference:</i> 591131 91150111702 91150117702	911	2.4-3.3	08/73-07/89	Fitting Position: Boot Section: Front Section Panel Type: Support Repair Panel: Repair Panel
 Floor pan, half, left	<b>1683100170</b> <i>For reference:</i> 591071 91150193500 91150193500GRV	911	2.0-3.3	01/63-07/89	Fitting Position: Left Panel Type: Floor Panel Repair Panel: Repair Panel
 Floor pan, half, right	<b>1683100180</b> <i>For reference:</i> 591072 91150193600 91150193600GRV	911	2.0-3.3	01/63-07/89	Fitting Position: Right Panel Type: Floor Panel Repair Panel: Repair Panel
 Front floor with suspension mounts	<b>1683100200</b> <i>For reference:</i> 591133 91150158001 91150195500 91150195501	911	2.0-3.3	01/63-07/89	Fitting Position: Front Section: Lower Section Panel Type: Support Repair Panel: Repair Panel Equipment Variant: W/ Suspension Mount
 Floor pan, left, outer repair section, 18 cm	<b>1683100670</b> <i>For reference:</i> 591071-1 DAN50193500 DAN91150193500	911	2.0-3.3	01/63-07/89	Fitting Position: Left Section: Outer section Panel Type: Floor Panel Repair Panel: Repair Panel



Description	Item no.	Application	Engine	Year	Criteria / Information
 <p>Floor pan, right, outer repair section, 18 cm</p>	<b>1683100680</b> <i>For reference:</i> 591072-1 DAN50193600 DAN91150193600	911	2.0-3.3	01/63-07/89	Fitting Position: Right Section: Outer section Panel Type: Floor Panel Repair Panel: Repair Panel
 <p>Front suspension repair panel</p>	<b>1683100700</b> <i>For reference:</i> 591133-1 91150158001 91150195500 91150195501	911	2.0-3.3	01/63-07/89	Fitting Position: Front Section: Front Section Panel Type: Attachment Panel Repair Panel: Repair Panel
 <p>Chassis floor, complete, bottom of car</p>	<b>1683100800</b> <i>For reference:</i> 591100-0 90150105131 91150105100 91150105110 91150105112 91150105116 91150105121	Porsche 911	2.0-3.3	01/63-07/89	Panel Type: Full Body Section Section: Front Section Section: Rear Section
 <p>Floor pan, complete, left/right</p>	<b>1683100900</b> <i>For reference:</i> 591071-0 DAN50193500 DAN91150193500	911	2.0-3.3	01/63-07/89	Fitting Position: Left and right Section: Rear Section
 <p>Front floor with suspension mounts and axle tunnel</p>	<b>1683101000</b> <i>For reference:</i> 591133-2 91150158001 91150195500 91150195501	911	2.0-3.3	01/63-07/89	Fitting Position: Front Panel Type: Attachment Panel Repair Panel: Repair Panel Equipment Variant: W/ Suspension Mount Equipment Variant: W/ Axle tunnel






Description	Item no.	Application	Engine	Year	Criteria / Information
 <p>Picture not available</p> <p>Seat well with rear window parcel shelf</p>	<b>1683101100</b> For reference: 591167 91150107100	911	2.2-3.3	08/69-07/89	Panel Type: Seat Carrier Section: Rear Section Equipment Variant: With parcel shelf
 <p>Chassis floor, complete, bottom of car, RHD</p>	<b>1683101600</b> For reference: 591100-0RHD 91150105200 91150105210 91150105221 91150105224	Porsche 911 RHD	2.0-3.3	01/63-07/89	Panel Type: Floor Panel Panel Type: Full Body Section Left-hand / Right-hand Traffic: for right-hand traffic
 <p>Axle mounting, left</p>	<b>1683150170</b> For reference: 591134-1 90150135901 90150135901GRV	911	2.0-3.3	01/63-07/89	Fitting Position: Front Axle Left
 <p>Axle mounting, right</p>	<b>1683150180</b> For reference: 591134-2 90150136001 90150136001GRV	911	2.0-3.3	01/63-07/89	Fitting Position: Front Axle Right
 <p>Reinforcement for front floor with suspension mounts</p>	<b>1683150200</b> For reference: 590930 90150142721 90150142721GRV	911 912	2.0-3.3 1.6	01/63-07/89 01/65-02/70	Panel Type: Reinforcing Panel Section: Front Section
 <p>Repair piece for windshield frame, left</p>	<b>1684000170</b> For reference: 591017 DAN50308742 DAN90150308742	911	2.0-3.3	01/63-07/89	Fitting Position: Left Section: Lower Section Panel Type: Corner Panel Repair Panel: Repair Panel

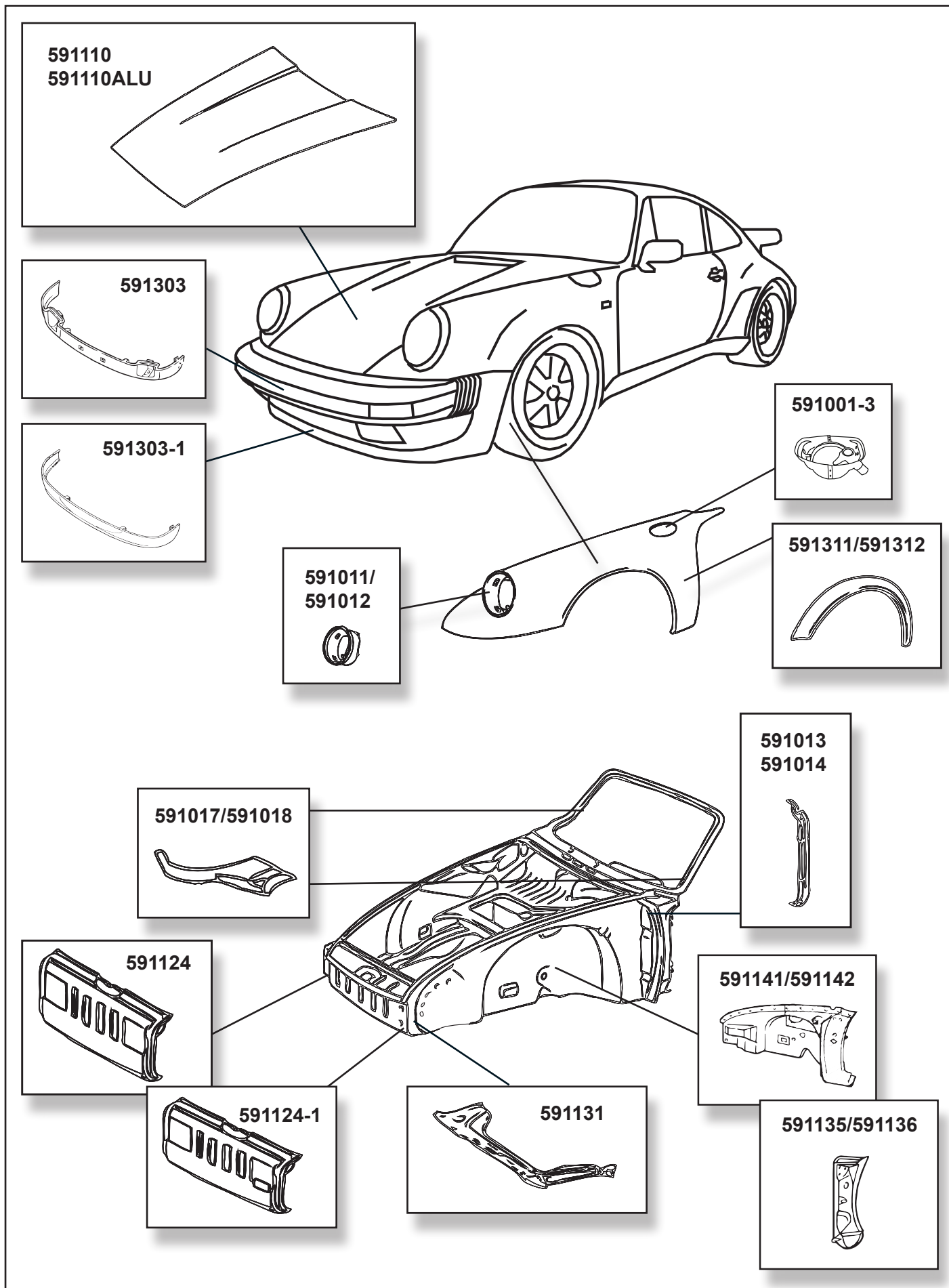


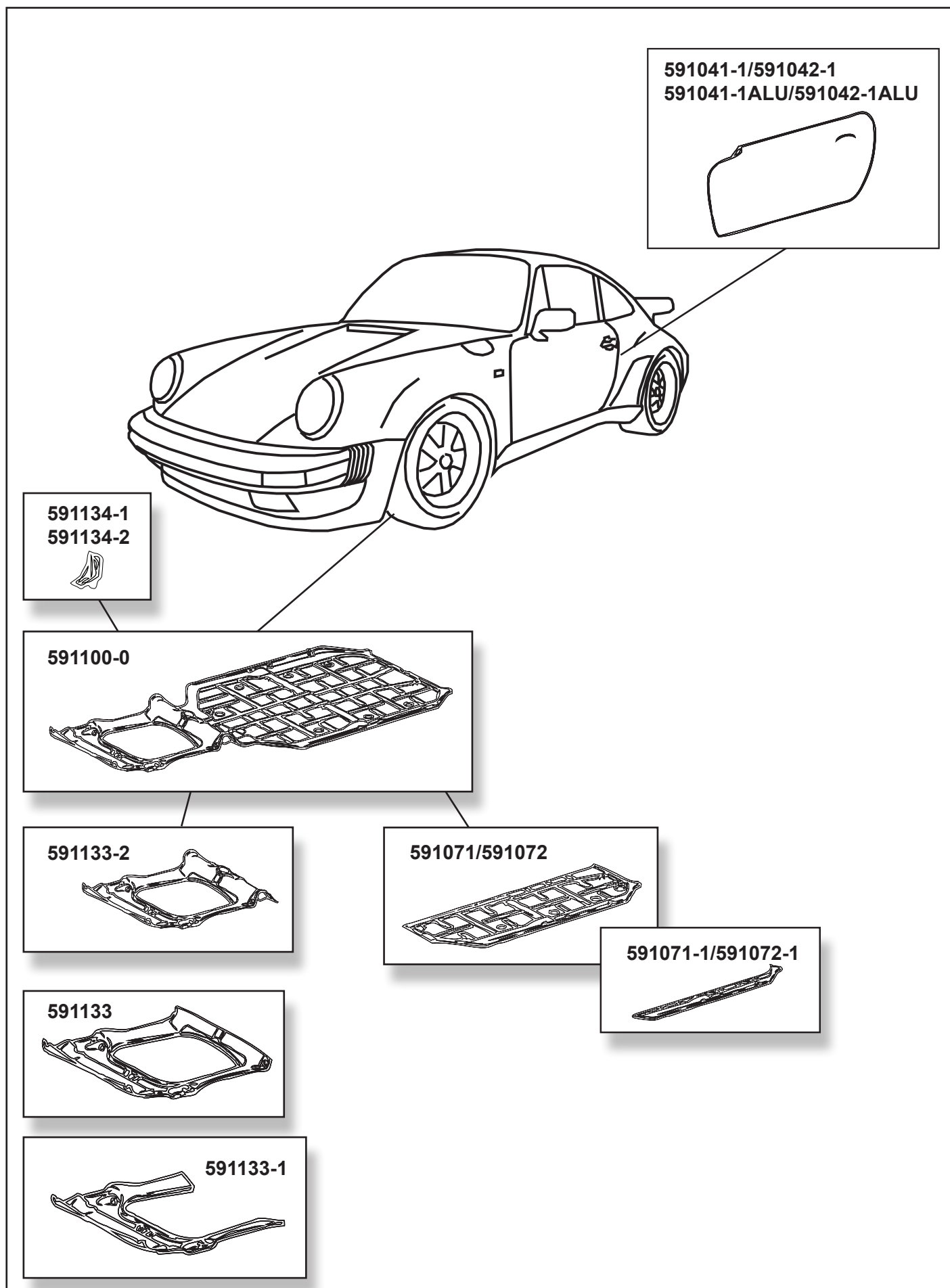


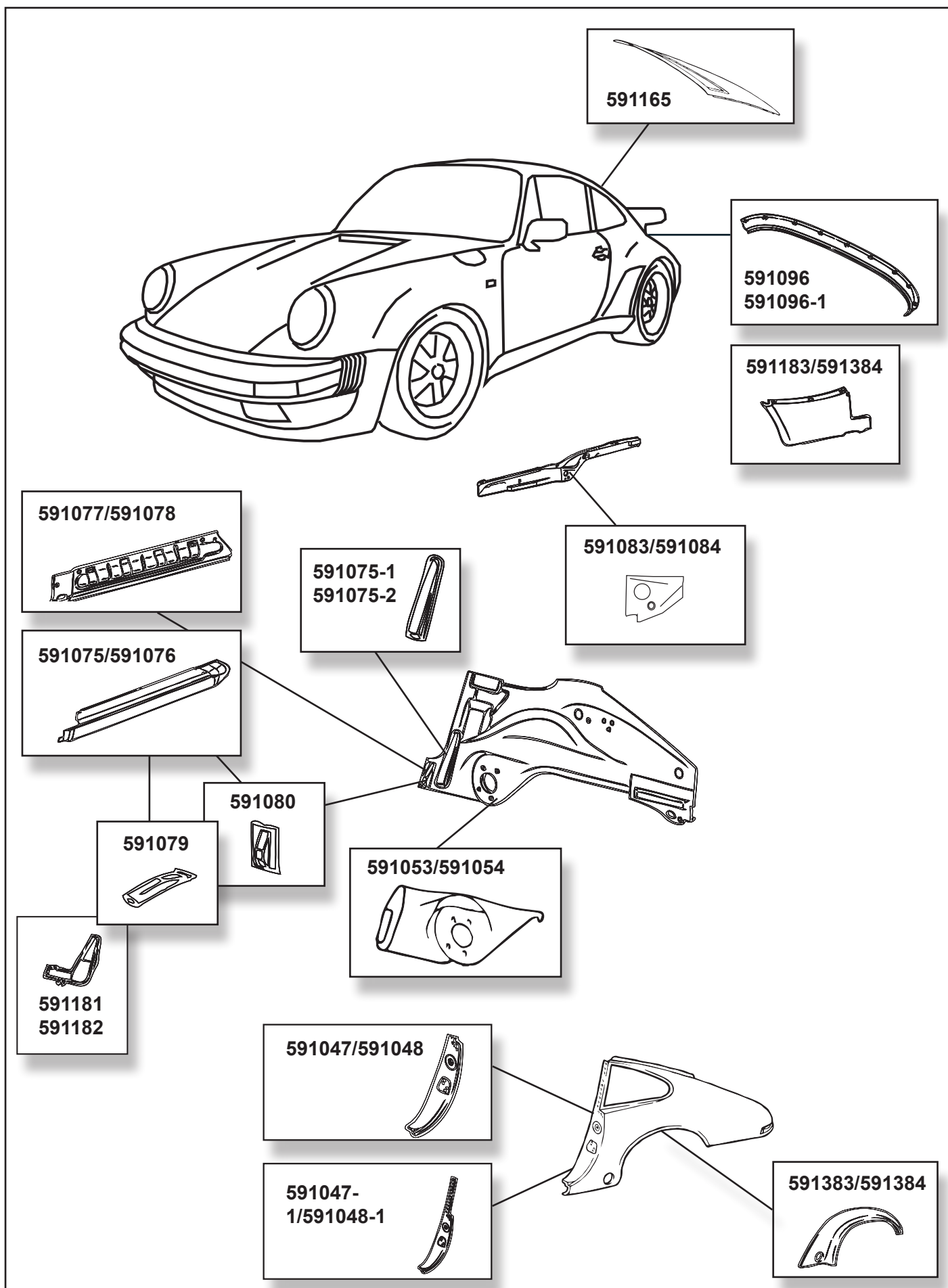
Description	Item no.	Application	Engine	Year	Criteria / Information
 <p>Repair piece for windshield frame, right</p>	<b>1684000180</b> <i>For reference:</i> 591018 DAN50308842 DAN90150308842	911	2.0-3.3	01/63-07/89	Fitting Position: Right Section: Lower Section Panel Type: Corner Panel Repair Panel: Repair Panel
 <p>Picture not available</p> <p>Fuel tank support corner plate, left</p>	<b>1684000970</b> <i>For reference:</i> 591032-1 90150145720 90150145720GRV	911	2.0-3.3	01/63-07/89	Fitting Position: Left Equipment Variant: Fuel tank support Panel Type: Corner Panel
 <p>Picture not available</p> <p>Fuel tank support corner plate, right</p>	<b>1684000980</b> <i>For reference:</i> 591032-2 90150145820 90150145820GRV	911	2.0-3.3	01/63-07/89	Fitting Position: Right Equipment Variant: Fuel tank support Panel Type: Corner Panel
Support tube for rear bumper, long, left/right	<b>1685000300</b> <i>For reference:</i> 591189-1 91150162302	Porsche 911	2.7-3.3	08/73-07/89	Fitting Position: Rear Fitting Position: Left and right Equipment Variant: Support tube Long Version:
 <p>Picture not available</p> <p>Support tube for rear bumper, short, left/right</p>	<b>1685000400</b> <i>For reference:</i> 591189-2 91150162801	Porsche 911	2.7-3.3	08/73-07/89	Fitting Position: Rear Fitting Position: Left and right Equipment Variant: Support tube Short Version:
 <p>Hinge for bonnet, left</p>	<b>1687400370</b> <i>For reference:</i> 591001-5 90151103120 91151103100 96451103100 99351103100	Porsche 911 Porsche 964 Porsche 993	2.0-3.3 3.3-3.6 3.6-3.8	01/63-07/89 12/88-06/94 10/93-09/97	Fitting Position: Left



Description	Item no.	Application	Engine	Year	Criteria / Information
 <p>Hinge for bonnet, right</p>	<p><b>1687400380</b> For reference: 591001-6 90151103220 91151103200 96451103200 99351103200</p>	<p>Porsche 911 Porsche 964 Porsche 993</p>	<p>2.0-3.3 3.3-3.6 3.6-3.8</p>	<p>01/63-07/89 12/88-06/94 10/93-09/97</p>	<p>Fitting Position: Right</p>
 <p>Hinge for engine lid, left</p>	<p><b>1687400470</b> For reference: 591064-1 90151203500 91151203500</p>	<p>Porsche 911</p>	<p>2.0-3.3</p>	<p>01/63-07/89</p>	<p>Equipment Variant: For engine lid Fitting Position: Left</p>
 <p>Hinge for engine lid, right</p>	<p><b>1687400480</b> For reference: 591064-2 90151203600 91151203600</p>	<p>Porsche 911</p>	<p>2.0-3.3</p>	<p>01/63-07/89</p>	<p>Equipment Variant: For engine lid Fitting Position: Right</p>



















Description	Item no.	Application	Engine	Year	Criteria / Information
 <p>Oil tank</p>	<b>1612900400</b> <i>For reference:</i> 592013 93010700603 93010700604	911 Turbo	3.3	09/77-07/89	Equipment Variant: Oil tank
 <p>Fuel tank, 85 L, without internal fuel strainer</p>	<b>1615600200</b> <i>For reference:</i> 93020101002 93020101002 93020101004 93020101005	911	2.7-3.3	08/73-07/89	Fuel Tank Capacity [l]: 85 Supplementary Article/Supplementary Info 2: without filter
 <p>Bonnet</p>	<b>1680100200</b> <i>For reference:</i> 591110 91151101001	911	2.7-3.3	08/73-07/89	
 <p>Alu bonnet on steel frame. For racing cars only – fragile alu material, total weight 8.10 kg</p>	<b>1680100600</b> <i>For reference:</i> 591110ALU 91151101001	911	2.7-3.3	08/73-07/89	Supplementary Article/Supplementary Info 2: Only for racing purposes Material: Aluminium Equipment Variant: Fragile material Weight [kg]: 8.10
 <p>Engine hood, rear</p>	<b>1680200300</b> <i>For reference:</i> 591165 91151201056 91151201065 91151290301 91151290302	911	2.7-3.2	08/73-07/89	Equipment Variant: Engine lid
 <p>Wing flare, front, turbo, left</p>	<b>1680300470</b> <i>For reference:</i> 591311 93050330700	911 Turbo	3.0-3.3	01/75-07/89	Fitting Position: Left
 <p>Wing flare, front, turbo, right</p>	<b>1680300480</b> <i>For reference:</i> 591312 93050330800	911 Turbo	3.0-3.3	01/75-07/89	Fitting Position: Right Front





Description	Item no.	Application	Engine	Year	Criteria / Information
 Wing flare, rear, left	<b>1680400170</b> <i>For reference:</i> 591383 93050390700	911 Turbo	3.0-3.3	01/75-07/89	Fitting Position: Left Rear Manufacturer Restriction: Wheel arch only
 Wing flare, rear, right	<b>1680400180</b> <i>For reference:</i> 591384 93050390800	911 Turbo	3.0-3.3	01/75-07/89	Fitting Position: Right Rear Manufacturer Restriction: Wheel arch only
 Lower bumper corner, rear, left	<b>1680400270</b> <i>For reference:</i> 591385 93050306700	911 Turbo	3.0-3.3	01/75-07/89	Fitting Position: Left Rear
 Lower bumper corner, rear, right	<b>1680400280</b> <i>For reference:</i> 591386 93050306800	911 Turbo	3.0-3.3	01/75-07/89	Fitting Position: Right Rear
 Quarter panel, rear, complete with welded on Turbo wing flare, left	<b>1680401170</b> <i>For reference:</i> 591349 93050306100 93050306101	911 Turbo	3.0-3.3	01/75-07/86	Fitting Position: Left Rear
 Quarter panel, rear, complete with welded on Turbo wing flare, right	<b>1680401180</b> <i>For reference:</i> 591350 93050306200 93050306201	911 Turbo	3.0-3.3	01/75-07/86	Fitting Position: Right Rear
 Partition wall	<b>1680500300</b> <i>For reference:</i> 591124 91150109904 91150109906	911	2.7-3.3	08/73-07/83	Fitting Position: Front Section Section: Front Section Panel Type: Lock Panel Repair Panel: Repair Panel
 Partition wall with hole for aircondition	<b>1680500500</b> <i>For reference:</i> 591124-1 91150109907	911	2.7-3.3	08/73-07/83	Fitting Position: Front Section Section: Front Section Panel Type: Lock Panel Repair Panel: Repair Panel Machined: with hole(s) for heater cooler
 Front apron with hole for fog light	<b>1680501000</b> <i>For reference:</i> 591303 93050397100 93050397100GRV	911 Turbo	3.3	09/77-07/89	Machined: with hole(s) for fog lights
 Front apron without hole for fog light	<b>1680501100</b> <i>For reference:</i> 591303-1 91150304902	911 Turbo	3.0	01/75-12/77	Machined: without hole(s) for fog lights



Description	Item no.	Application	Engine	Year	Criteria / Information
 Lower rear panel	<b>1680600300</b> For reference: 591096 91150517101 91150517108 91150517108GRV	Porsche 911 Porsche 911 (not OE look)	3.2 2.7-3.0	08/83-07/89 08/73-07/83	Section: Lower Section Panel Type: Rear Panel Repair Panel: Repair Panel
 Lower rear panel with cut out for exhaust tail pipe in both left and right side	<b>1680601300</b> For reference: 591096-1 DAN50517101 DAN91150517101	911	2.7-3.3	08/73-07/89	Section: Lower Section Panel Type: Rear Panel Repair Panel: Repair Panel Machined: with hole(s) for exhaust pipe
 Engine rear lower panel	<b>1680601400</b> For reference: 591066 90150105720 90150108722 91150708000 91150708001	911	2.0-3.2	01/63-07/89	Panel Type: Attachment Panel Fitting Position: Engine Bay Fitting Position: Lower
 Picture not available Repair panel for lower quarter panel, front, left	<b>1680602470</b> For reference: 591049-1 DAN50306100 DAN91150306100	Porsche 911	2.0-3.3	01/63-07/89	Panel Type: Attachment Panel Repair Panel: Repair Panel Fitting Position: Wing Fitting Position: Lower Left Section: Front Section
 Picture not available Repair panel for lower quarter panel, front, right	<b>1680602480</b> For reference: 591050-1 DAN50306200 DAN91150306200	Porsche 911	2.0-3.3	01/63-07/89	Panel Type: Attachment Panel Repair Panel: Repair Panel Fitting Position: Wing Fitting Position: Lower Right Section: Front Section
 Engine rear lower panel, outer skin only	<b>1680602500</b> For reference: 591066-1 DAN50105700 DAN50108700 DAN90150105700 DAN90150108700	911	2.0-3.2	01/63-07/89	Panel Type: Attachment Panel Fitting Position: Engine Bay Fitting Position: Lower Section: Outer section
 Engine rear lower panel, inner skin only	<b>1680602600</b> For reference: 591066-2 90150182021	911	2.0-3.2	01/63-07/89	Panel Type: Attachment Panel Fitting Position: Engine Bay Fitting Position: Lower Section: Inner Section
 Door skin, complete, left, aftermarket quality	<b>1680900270</b> For reference: 591041-1 91153120100 DAN53100522 DAN91153100522	911 964 993	2.0-3.3 3.3-3.6 3.6	01/63-07/89 12/88-06/94 10/93-09/97	Fitting Position: Left Section: Outer section Panel Type: Attachment Panel Repair Panel: Repair Panel
 Door skin, complete, right, aftermarket quality	<b>1680900280</b> For reference: 591042-1 91153120200 DAN53100622 DAN91153100622	911 964 993	2.0-3.3 3.3-3.6 3.6	01/63-07/89 12/88-06/94 10/93-09/97	Fitting Position: Right Section: Outer section Panel Type: Attachment Panel Repair Panel: Repair Panel
 Door skin, complete, aluminium, for racing use only, left, 1.85 kg	<b>1680900570</b> For reference: 591041-1ALU DAN53100500 DAN91153100500	911 964 993	2.0-3.3 3.3-3.6 3.6	01/63-07/89 12/88-06/94 10/93-09/97	Fitting Position: Left Section: Outer section Panel Type: Attachment Panel Repair Panel: Repair Panel Material: Aluminium Equipment Variant: For racing use only Weight [kg]: 1.85



Description	Item no.	Application	Engine	Year	Criteria / Information
 <p>Door skin, complete, aluminium, for racing use only, right, 1.85 kg</p>	<b>1680900580</b> <i>For reference:</i> 591042-1ALU DAN53100600 DAN91153100600	911 964 993	2.0-3.3 3.3-3.6 3.6	01/63-07/89 12/88-06/94 10/93-09/97	Fitting Position: Right Section: Outer section Panel Type: Attachment Panel Repair Panel: Repair Panel Material: Aluminium Equipment Variant: For racing use only Weight [kg]: 1.85
 <p>Door skin, complete, OE quality, left</p>	<b>1680900870</b> <i>For reference:</i> 591041-1OE DAN53100522 DAN91153100522	911 964 993	2.0-3.3 3.3-3.6 3.6	01/63-07/89 12/88-06/94 10/93-09/97	Fitting Position: Left Front Repair Panel: Repair Panel Panel Type: Side Panel Quality: OE
 <p>Door skin, complete, OE quality, right</p>	<b>1680900880</b> <i>For reference:</i> 591042-1OE DAN53100622 DAN91153100622	911 964 993	2.0-3.3 3.3-3.6 3.6	01/63-07/89 12/88-06/94 10/93-09/97	Fitting Position: Right Front Repair Panel: Repair Panel Panel Type: Side Panel Quality: OE
 <p>Door panel, left</p>	<b>1681000370</b> <i>For reference:</i> 591075 91150340104 91150340105 91150340105GRV 96550340101 96550340101GRV	911 964	2.4-3.3 3.3-3.6	08/73-07/89 12/88-06/94	Fitting Position: Left Section: Outer section Panel Type: Connecting Panel Panel Type: Side Panel Repair Panel: Repair Panel
 <p>Door panel, right</p>	<b>1681000380</b> <i>For reference:</i> 591076 91150340204 91150340205 91150340205GRV 96550340201 96550340201GRV	911 964	2.4-3.3 3.3-3.6	08/73-07/89 12/88-06/94	Fitting Position: Right Section: Outer section Panel Type: Connecting Panel Panel Type: Side Panel Repair Panel: Repair Panel
 <p>Rocker panel/wheel case support, left. To be welded to the wheel house</p>	<b>1681000570</b> <i>For reference:</i> 591075-1 90150114523 90150114523GRV	911	2.7-3.3	08/74-07/86	Fitting Position: Left Section: Rear Section Panel Type: Support Repair Panel: Repair Panel
 <p>Rocker panel/wheel case support, right. To be welded to the wheel house</p>	<b>1681000580</b> <i>For reference:</i> 591075-2 90150114623 90150114623GRV	911	2.7-3.3	08/74-07/86	Fitting Position: Right Section: Rear Section Panel Type: Support Repair Panel: Repair Panel
<p>Profile rail for cross member, rear, engine bay, 1 meter</p>	<b>1681000800</b> <i>For reference:</i> 591097 90150105100 90150179720	911	2.0-3.3	01/63-07/89	Fitting Position: Rear Equipment Variant: for cross member Length [m]: 1



Description	Item no.	Application	Engine	Year	Criteria / Information
 Tank flap, left front wing	<b>1681100200</b> <i>For reference:</i> 591001-2 91150403100	Porsche 911	2.0-3.3	08/68-07/89	Fitting Position: Left Front
 Fuel tank filler housing without flap, on the left side front wing	<b>1681150100</b> <i>For reference:</i> 591001-3 DAN50303120 DAN911150303120	911	2.7-3.3	08/73-07/89	Equipment Variant: Tank-hole-panel Equipment Variant: without flap Panel Type: Connecting Panel
 Jack receiver bracket	<b>1681700400</b> <i>For reference:</i> 591080 90150115122 90150115122GRV	911	2.0-3.3	01/63-07/89	Fitting Position: Left and right Panel Type: Support Repair Panel: Repair Panel
 Jack receiver socket	<b>1681700500</b> <i>For reference:</i> 591179 91150119500	911	2.7-3.3	08/73-07/89	Fitting Position: Vehicle Side Panel Type: Support Repair Panel: Repair Panel
 Gusset plate with floor jack support, left	<b>1681700670</b> <i>For reference:</i> 591181 91150157700 91150707740	911 Coupe 911 Targa/Cabrio	3.2-3.3 3.2-3.3	08/84-07/89 08/83-07/89	Fitting Position: Left
 Gusset plate with floor jack support, right	<b>1681700680</b> <i>For reference:</i> 591182 91150157800 91150707840	911 Coupe 911 Targa/Cabrio	3.2-3.3 3.2-3.3	08/84-07/89 08/83-07/89	Fitting Position: Right
 Door pillar, left. Please note that the area around the rear deck lid pull is different on 66-69 models	<b>1681900170</b> <i>For reference:</i> 591047 91150204100 91150204102 91150204104	911	2.0-3.3	01/63-07/89	Equipment Variant: lock pillar Fitting Position: Left Operating Mode: Manual



Description	Item no.	Application	Engine	Year	Criteria / Information
 <p>Door pillar, right. Please note that the area around the rear deck lid pull is different on 66-69 models</p>	<b>1681900180</b> <i>For reference:</i> 591048 91150204201 91150204202 91150204203 91150204204	911	2.0-3.3	01/63-07/89	Equipment Variant: lock pillar Fitting Position: Right Operating Mode: Manual
 <p>Door hinge pillar, left</p>	<b>1681900470</b> <i>For reference:</i> 591135 91150103902	911	3.0-3.3	08/83-07/89	Fitting Position: Left
 <p>Door hinge pillar, right</p>	<b>1681900480</b> <i>For reference:</i> 591136 91150104002	911	3.0-3.3	08/83-07/89	Fitting Position: Right
 <p>Headlamp bucket, left</p>	<b>1682000270</b> <i>For reference:</i> 591011 90150301515 90163101520 90163101523 91150301500 91150301502 91150301502GRV 91150301503 91150301503GRV PCG63101521	911	3.0-3.3	08/77-07/86	Fitting Position: Left



Description	Item no.	Application	Engine	Year	Criteria / Information
 Headlamp bucket, right	<b>1682000280</b> For reference: 591012 90163101615 90163101620 90163101623 91150301600 91150301603 91150301603GRV PCG50301600	911	3.0-3.3	08/77-07/86	Fitting Position: Right
 Wing joining plate, left	<b>1682300270</b> For reference: 591013 91150105300 91150105300GRV 91150105301 91150105301GRV	911	2.0-3.3	08/68-07/89	Equipment Variant: joining plate Fitting Position: Left Front Panel Type: Closing Panel
 Wing joining plate, right. (Also fits 69-73, but with "flat" look). Painted aluminized steel.	<b>1682300280</b> For reference: 591014 90150105401 91150105400 91150105400GRV	911 (63-73 with flat look)	2.0-3.3	08/68-07/89	Equipment Variant: joining plate Fitting Position: Right Front Panel Type: Closing Panel
 Inner rail piece, left	<b>1682400170</b> For reference: 591083 91150196500	911	2.0-3.3	01/63-07/89	Fitting Position: Left Rear Panel Type: Reinforcing Panel





Description	Item no.	Application	Engine	Year	Criteria / Information
 <p>Inner rail piece, right</p>	<b>1682400180</b> <i>For reference:</i> 591084 91150196600	911	2.0-3.3	08/64-07/89	Fitting Position: Right Rear Panel Type: Reinforcing Panel
 <p>Repair panel for inner wing, left</p>	<b>1682400270</b> <i>For reference:</i> 591053 DAN50196300 DAN91150196300	911	2.0-3.3	01/63-07/89	Fitting Position: Left Rear Panel Type: Inner-wing Panel
 <p>Repair panel for inner wing, right. For models with front mounted oil cooler. For other models modifications are needed</p>	<b>1682400280</b> <i>For reference:</i> 591054 DAN50196400 DAN91150196400	911	2.0-3.3	01/63-07/89	Fitting Position: Right Rear Panel Type: Inner-wing Panel Specification: Oil cooler front
 <p>Inner rocker panel, left</p>	<b>1682500270</b> <i>For reference:</i> 591077 90150112320 91150112301 91150112303 91150112304 91150112500GRV 96450113500 96450113500GRV 99350133500GRV	911 964 993	2.0-3.3 3.3-3.6 3.6-3.8	01/63-07/89 12/88-06/94 10/93-09/97	Number of Doors: 2 Fitting Position: inner Fitting Position: Left Section: Lower Section Panel Type: Connecting Panel Panel Type: Side Panel Repair Panel: Repair Panel
 <p>Inner rocker panel, right</p>	<b>1682500280</b> <i>For reference:</i> 591078 90150112420 91150112403 91150112404 91150112500GRV 96450113600 96450113600GRV 99350133600GRV	911 964 993	2.0-3.3 3.3-3.6 3.6-3.8	01/63-07/89 12/88-06/94 10/93-09/97	Number of Doors: 2 Fitting Position: inner Fitting Position: Right Section: Lower Section Panel Type: Connecting Panel Panel Type: Side Panel Repair Panel: Repair Panel
 <p>Fuel tank and battery support</p>	<b>1682700400</b> <i>For reference:</i> 591131 91150111702 91150117702	911	2.4-3.3	08/73-07/89	Fitting Position: Boot Section: Front Section Panel Type: Support Repair Panel: Repair Panel



Description	Item no.	Application	Engine	Year	Criteria / Information
 Floor pan, half, left	<b>1683100170</b> For reference: 591071 91150193500 91150193500GRV	911	2.0-3.3	01/63-07/89	Fitting Position: Left Panel Type: Floor Panel Repair Panel: Repair Panel
 Floor pan, half, right	<b>1683100180</b> For reference: 591072 91150193600 91150193600GRV	911	2.0-3.3	01/63-07/89	Fitting Position: Right Panel Type: Floor Panel Repair Panel: Repair Panel
 Front floor with suspension mounts	<b>1683100200</b> For reference: 591133 91150158001 91150195500 91150195501	911	2.0-3.3	01/63-07/89	Fitting Position: Front Section: Lower Section Panel Type: Support Repair Panel: Repair Panel Equipment Variant: W/ Suspension Mount
 Floor pan, left, outer repair section, 18 cm	<b>1683100670</b> For reference: 591071-1 DAN50193500 DAN91150193500	911	2.0-3.3	01/63-07/89	Fitting Position: Left Section: Outer section Panel Type: Floor Panel Repair Panel: Repair Panel
 Floor pan, right, outer repair section, 18 cm	<b>1683100680</b> For reference: 591072-1 DAN50193600 DAN91150193600	911	2.0-3.3	01/63-07/89	Fitting Position: Right Section: Outer section Panel Type: Floor Panel Repair Panel: Repair Panel






Description	Item no.	Application	Engine	Year	Criteria / Information
 <p>Front suspension repair panel</p>	<b>1683100700</b> <i>For reference:</i> 591133-1 91150158001 91150195500 91150195501	911	2.0-3.3	01/63-07/89	Fitting Position: Front Section: Front Section Panel Type: Attachment Panel Repair Panel: Repair Panel
 <p>Chassis floor, complete, bottom of car</p>	<b>1683100800</b> <i>For reference:</i> 591100-0 90150105131 91150105100 91150105110 91150105112 91150105116 91150105121	Porsche 911	2.0-3.3	01/63-07/89	Panel Type: Full Body Section Section: Front Section Section: Rear Section
 <p>Floor pan, complete, left/right</p>	<b>1683100900</b> <i>For reference:</i> 591071-0 DAN50193500 DAN91150193500	911	2.0-3.3	01/63-07/89	Fitting Position: Left and right Section: Rear Section
 <p>Chassis floor, complete, bottom of car, RHD</p>	<b>1683101600</b> <i>For reference:</i> 591100-0RHD 91150105200 91150105210 91150105221 91150105224	Porsche 911 RHD	2.0-3.3	01/63-07/89	Panel Type: Floor Panel Panel Type: Full Body Section Left-hand / Right-hand Traffic: for right-hand traffic
 <p>Axle mounting, left</p>	<b>1683150170</b> <i>For reference:</i> 591134-1 90150135901 90150135901GRV	911	2.0-3.3	01/63-07/89	Fitting Position: Front Axle Left
 <p>Axle mounting, right</p>	<b>1683150180</b> <i>For reference:</i> 591134-2 90150136001 90150136001GRV	911	2.0-3.3	01/63-07/89	Fitting Position: Front Axle Right



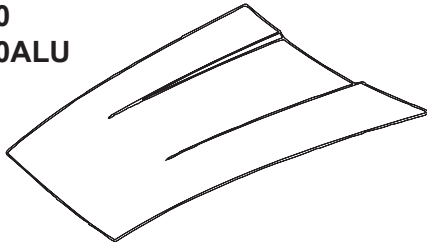
Description	Item no.	Application	Engine	Year	Criteria / Information
 <p>Repair piece for windshield frame, left</p>	<b>1684000170</b> <i>For reference:</i> 591017 DAN50308742 DAN90150308742	911	2.0-3.3	01/63-07/89	Fitting Position: Left Section: Lower Section Panel Type: Corner Panel Repair Panel: Repair Panel
 <p>Repair piece for windshield frame, right</p>	<b>1684000180</b> <i>For reference:</i> 591018 DAN50308842 DAN90150308842	911	2.0-3.3	01/63-07/89	Fitting Position: Right Section: Lower Section Panel Type: Corner Panel Repair Panel: Repair Panel
 <p>Picture not available</p> <p>Fuel tank support corner plate, left</p>	<b>1684000970</b> <i>For reference:</i> 591032-1 90150145720 90150145720GRV	911	2.0-3.3	01/63-07/89	Fitting Position: Left Equipment Variant: Fuel tank support Panel Type: Corner Panel
 <p>Picture not available</p> <p>Fuel tank support corner plate, right</p>	<b>1684000980</b> <i>For reference:</i> 591032-2 90150145820 90150145820GRV	911	2.0-3.3	01/63-07/89	Fitting Position: Right Equipment Variant: Fuel tank support Panel Type: Corner Panel
 <p>Hinge for bonnet, left</p>	<b>1687400370</b> <i>For reference:</i> 591001-5 90151103120 91151103100 96451103100 99351103100	Porsche 911 Porsche 964 Porsche 993	2.0-3.3 3.3-3.6 3.6-3.8	01/63-07/89 12/88-06/94 10/93-09/97	Fitting Position: Left



Description	Item no.	Application	Engine	Year	Criteria / Information
 <p>Hinge for bonnet, right</p>	<b>1687400380</b> <i>For reference:</i> 591001-6 90151103220 91151103200 96451103200 99351103200	Porsche 911 Porsche 964 Porsche 993	2.0-3.3 3.3-3.6 3.6-3.8	01/63-07/89 12/88-06/94 10/93-09/97	Fitting Position: Right
 <p>Hinge for engine lid, left</p>	<b>1687400470</b> <i>For reference:</i> 591064-1 90151203500 91151203500	Porsche 911	2.0-3.3	01/63-07/89	Equipment Variant: For engine lid Fitting Position: Left
 <p>Hinge for engine lid, right</p>	<b>1687400480</b> <i>For reference:</i> 591064-2 90151203600 91151203600	Porsche 911	2.0-3.3	01/63-07/89	Equipment Variant: For engine lid Fitting Position: Right




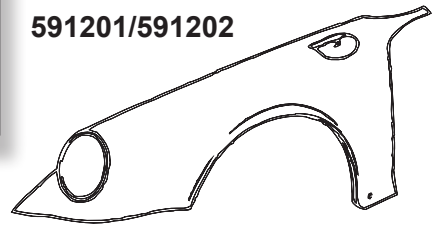
591210  
591210ALU



591211/  
591212



591201/591202



591075/591076



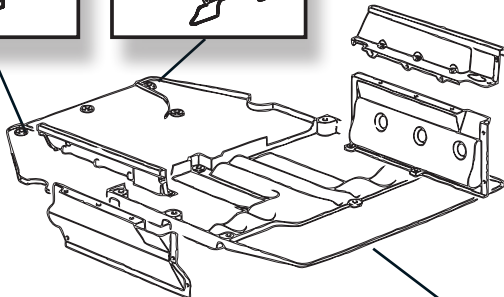
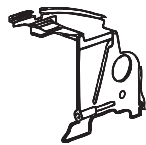
591073/591074



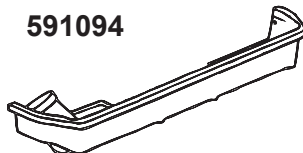
591091-1



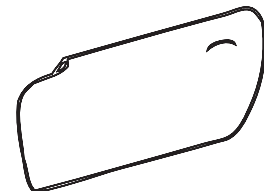
591091-1



591094



591041-1/591042-1  
591041-1ALU/591042-1ALU











Description	Item no.	Application	Engine	Year	Criteria / Information
 <p>Bonnet</p>	<b>1680100300</b> <i>For reference:</i> 591210 96451101000	964	3.3-3.6	12/88-06/94	
 <p>Alu bonnet on steel frame. For racing cars only – fragile alu material, total weight 8.05 kg</p>	<b>1680100700</b> <i>For reference:</i> 591210ALU 96451101000	964	3.3-3.6	12/88-06/94	Supplementary Article/Supplementary Info 2: Only for racing purposes Material: Aluminium Equipment Variant: Fragile material Weight [kg]: 8.05
 <p>Door skin, complete, left, aftermarket quality</p>	<b>1680900270</b> <i>For reference:</i> 591041-1 91153120100 DAN53100522 DAN91153100522	911 964 993	2.0-3.3 3.3-3.6 3.6	01/63-07/89 12/88-06/94 10/93-09/97	Fitting Position: Left Section: Outer section Panel Type: Attachment Panel Repair Panel: Repair Panel
 <p>Door skin, complete, right, aftermarket quality</p>	<b>1680900280</b> <i>For reference:</i> 591042-1 91153120200 DAN53100622 DAN91153100622	911 964 993	2.0-3.3 3.3-3.6 3.6	01/63-07/89 12/88-06/94 10/93-09/97	Fitting Position: Right Section: Outer section Panel Type: Attachment Panel Repair Panel: Repair Panel
 <p>Door skin, complete, aluminium, for racing use only, left, 1.85 kg</p>	<b>1680900570</b> <i>For reference:</i> 591041-1ALU DAN53100500 DAN91153100500	911 964 993	2.0-3.3 3.3-3.6 3.6	01/63-07/89 12/88-06/94 10/93-09/97	Fitting Position: Left Section: Outer section Panel Type: Attachment Panel Repair Panel: Repair Panel Material: Aluminium Equipment Variant: For racing use only Weight [kg]: 1.85
 <p>Door skin, complete, aluminium, for racing use only, right, 1.85 kg</p>	<b>1680900580</b> <i>For reference:</i> 591042-1ALU DAN53100600 DAN91153100600	911 964 993	2.0-3.3 3.3-3.6 3.6	01/63-07/89 12/88-06/94 10/93-09/97	Fitting Position: Right Section: Outer section Panel Type: Attachment Panel Repair Panel: Repair Panel Material: Aluminium Equipment Variant: For racing use only Weight [kg]: 1.85




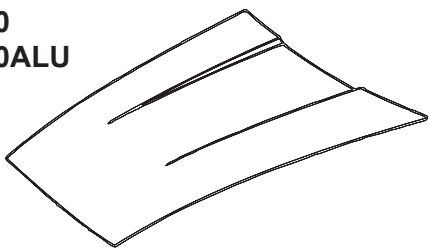
Description	Item no.	Application	Engine	Year	Criteria / Information
 <p>Door skin, complete, OE quality, left</p>	<b>1680900870</b> For reference: 591041-1OE DAN53100522 DAN91153100522	911 964 993	2.0-3.3 3.3-3.6 3.6	01/63-07/89 12/88-06/94 10/93-09/97	Fitting Position: Left Front Repair Panel: Repair Panel Panel Type: Side Panel Quality: OE
 <p>Door skin, complete, OE quality, right</p>	<b>1680900880</b> For reference: 591042-1OE DAN53100622 DAN91153100622	911 964 993	2.0-3.3 3.3-3.6 3.6	01/63-07/89 12/88-06/94 10/93-09/97	Fitting Position: Right Front Repair Panel: Repair Panel Panel Type: Side Panel Quality: OE
 <p>Door panel, left</p>	<b>1681000270</b> For reference: 591073 96550340101	964	3.3-3.6	12/88-06/94	Fitting Position: Left
 <p>Door panel, right</p>	<b>1681000280</b> For reference: 591074 96550340201	964	3.3-3.6	12/88-06/94	Fitting Position: Right Section: Outer section Panel Type: Connecting Panel Panel Type: Side Panel Repair Panel: Repair Panel
 <p>Door panel, left</p>	<b>1681000370</b> For reference: 591075 91150340104 91150340105 91150340105GRV 96550340101 96550340101GRV	911 964	2.4-3.3 3.3-3.6	08/73-07/89 12/88-06/94	Fitting Position: Left Section: Outer section Panel Type: Connecting Panel Panel Type: Side Panel Repair Panel: Repair Panel
 <p>Door panel, right</p>	<b>1681000380</b> For reference: 591076 91150340204 91150340205 91150340205GRV 96550340201 96550340201GRV	911 964	2.4-3.3 3.3-3.6	08/73-07/89 12/88-06/94	Fitting Position: Right Section: Outer section Panel Type: Connecting Panel Panel Type: Side Panel Repair Panel: Repair Panel
 <p>Engine cover, rear</p>	<b>1682600100</b> For reference: 591094 96410601402	964 C2/C4	3.6	12/88-06/94	Fitting Position: Rear
 <p>Engine cover, left</p>	<b>1682600270</b> For reference: 591091-1 96410628303 96410628308	964 C2/C4 (not Turbo)	3.6	12/88-06/94	
 <p>Engine cover, right</p>	<b>1682600280</b> For reference: 591091-2 96410628309	964 C2/C4 (not Turbo)	3.6	12/88-06/94	Fitting Position: Right



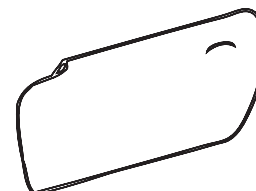
Description	Item no.	Application	Engine	Year	Criteria / Information
 <p>Battery tray</p>	<b>1682700800</b> <i>For reference:</i> 591227 96450128501 99350128501	Porsche 964 Porsche 993	3.3-3.6 3.6-3.8	12/88-09/93 10/93-09/97	Repair Panel: Repair Panel
 <p>Spare wheel well without cross member</p>	<b>1684000800</b> <i>For reference:</i> 591231 96450150500 96450150500GRV	964	3.3-3.6	07/89-06/94	Fitting Position: Front Equipment Variant: without cross member
 <p>Hinge for bonnet, left</p>	<b>1687400370</b> <i>For reference:</i> 591001-5 90151103120 91151103100 96451103100 99351103100	Porsche 911 Porsche 964 Porsche 993	2.0-3.3 3.3-3.6 3.6-3.8	01/63-07/89 12/88-06/94 10/93-09/97	Fitting Position: Left
 <p>Hinge for bonnet, right</p>	<b>1687400380</b> <i>For reference:</i> 591001-6 90151103220 91151103200 96451103200 99351103200	Porsche 911 Porsche 964 Porsche 993	2.0-3.3 3.3-3.6 3.6-3.8	01/63-07/89 12/88-06/94 10/93-09/97	Fitting Position: Right



**591410**  
**591410ALU**






**591041-1/591042-1**  
**591041-1ALU/591042-1ALU**





Description	Item no.	Application	Engine	Year	Criteria / Information
 Bonnet	<b>1680100400</b> <i>For reference:</i> 591410 99351101001 99351101001GRV	993	3.6-3.8	10/93-09/97	
 Alu bonnet on steel frame. For racing cars only – fragile alu material, total weight 8,10 kg	<b>1680100800</b> <i>For reference:</i> 591410ALU 99351101001	993	3.6-3.8	10/93-09/97	Supplementary Article/Supplementary Info 2: Only for racing purposes Material: Aluminium Equipment Variant: Fragile material Weight [kg]: 8.10
 Door skin, complete, left, aftermarket quality	<b>1680900270</b> <i>For reference:</i> 591041-1 91153120100 DAN53100522 DAN91153100522	911 964 993	2.0-3.3 3.3-3.6 3.6	01/63-07/89 12/88-06/94 10/93-09/97	Fitting Position: Left Section: Outer section Panel Type: Attachment Panel Repair Panel: Repair Panel
 Door skin, complete, right, aftermarket quality	<b>1680900280</b> <i>For reference:</i> 591042-1 91153120200 DAN53100622 DAN91153100622	911 964 993	2.0-3.3 3.3-3.6 3.6	01/63-07/89 12/88-06/94 10/93-09/97	Fitting Position: Right Section: Outer section Panel Type: Attachment Panel Repair Panel: Repair Panel
 Door skin, complete, aluminium, for racing use only, left, 1.85 kg	<b>1680900570</b> <i>For reference:</i> 591041-1ALU DAN53100500 DAN91153100500	911 964 993	2.0-3.3 3.3-3.6 3.6	01/63-07/89 12/88-06/94 10/93-09/97	Fitting Position: Left Section: Outer section Panel Type: Attachment Panel Repair Panel: Repair Panel Material: Aluminium Equipment Variant: For racing use only Weight [kg]: 1.85
 Door skin, complete, aluminium, for racing use only, right, 1.85 kg	<b>1680900580</b> <i>For reference:</i> 591042-1ALU DAN53100600 DAN91153100600	911 964 993	2.0-3.3 3.3-3.6 3.6	01/63-07/89 12/88-06/94 10/93-09/97	Fitting Position: Right Section: Outer section Panel Type: Attachment Panel Repair Panel: Repair Panel Material: Aluminium Equipment Variant: For racing use only Weight [kg]: 1.85
 Door skin, complete, OE quality, left	<b>1680900870</b> <i>For reference:</i> 591041-1OE DAN53100522 DAN91153100522	911 964 993	2.0-3.3 3.3-3.6 3.6	01/63-07/89 12/88-06/94 10/93-09/97	Fitting Position: Left Front Repair Panel: Repair Panel Panel Type: Side Panel Quality: OE



Description	Item no.	Application	Engine	Year	Criteria / Information
 <p>Door skin, complete, OE quality, right</p>	<b>1680900880</b> <i>For reference:</i> 591042-1OE DAN53100622 DAN91153100622	911 964 993	2.0-3.3 3.3-3.6 3.6	01/63-07/89 12/88-06/94 10/93-09/97	Fitting Position: Right Front Repair Panel: Repair Panel Panel Type: Side Panel Quality: OE
 <p>Battery tray</p>	<b>1682700800</b> <i>For reference:</i> 591227 96450128501 99350128501	Porsche 964 Porsche 993	3.3-3.6 3.6-3.8	12/88-09/93 10/93-09/97	Repair Panel: Repair Panel
 <p>Hinge for bonnet, left</p>	<b>1687400370</b> <i>For reference:</i> 591001-5 90151103120 91151103100 96451103100 99351103100	Porsche 911 Porsche 964 Porsche 993	2.0-3.3 3.3-3.6 3.6-3.8	01/63-07/89 12/88-06/94 10/93-09/97	Fitting Position: Left
 <p>Hinge for bonnet, right</p>	<b>1687400380</b> <i>For reference:</i> 591001-6 90151103220 91151103200 96451103200 99351103200	Porsche 911 Porsche 964 Porsche 993	2.0-3.3 3.3-3.6 3.6-3.8	01/63-07/89 12/88-06/94 10/93-09/97	Fitting Position: Right





Item No.	Page	Item No.	Page	Item No.	Page	Item No.	Page
1111352900	9	1161103700	65	1601500406	183	1615600300	206
11112100610	10	1161602300	66	1601500506	6	1615600400	206
1112207000	10	1161604500	66	1601500506	183	1615600500	320
1114100200	193	1161703100	67	1601500606	6	1615600500	349
1114105700	193	1161704200	67	1601500606	184	1615600500	369
1114111600	15	1163105070	70	1601500706	6	1615650100	104
1114601410	193	1163105080	70	1601500706	184	1615650100	185
1115203300	16	1163105170	71	1601500806	6	1615650200	104
1116003000	17	1163105180	71	1601500806	184	1615650300	202
1118000300	18	1163202600	72	1601500906	7	1615650400	16
1118001600	21	1163604110	76	1601500906	184	1615650500	16
1118001700	22	1163606710	76	1601501006	7	1615650600	16
1118002200	23	1163607110	76	1601501006	184	1615650700	17
1118004400	23	1163651310	76	1601501106	7	1615800100	134
1118005100	24	1163706910	77	1601501106	184	1615800200	135
1118005200	24	1163950110	77	1601501206	7	1615800300	135
1118005700	24	1170308500	78	1601501206	184	1615800400	135
1118006100	25	1170308500	178	1601501306	7	1615850100	185
1118006200	25	1173000100	78	1601501306	184	1616000100	17
1118006300	26	1190200800	137	1601501406	7	1616000100	185
1118006400	27	1190200900	137	1601501406	184	1616000100	193
1118006500	28	1190200902	138	1601501506	7	1616000200	17
1118007100	29	1190201000	138	1601501506	184	1616000200	186
1118007500	29	1191301000	146	1601501606	7	1616000200	194
1118101400	30	1193100200	195	1601501606	185	1616000300	17
1118103000	30	1193102200	195	1601501706	7	1617900100	41
1118104300	31	1193500800	38	1601501706	185	1617900101	41
1118106000	32	1193501200	39	1601501806	134	1617900200	18
1118108800	32	1193600200	39	1601501806	185	1617900300	18
1118111900	32	1193600300	39	1601600100	104	1617900300	41
1118305800	32	1193700200	149	1601600100	185	1618100100	29
1118500300	197	1193802700	310	1601700110	81	1618100200	29
1118501300	198	1193804100	149	1601700210	81	1618100300	30
1118501700	198	1193804200	149	1601700310	81	1618100400	30
1118506000	198	1194001300	150	1610500113	7	1618100500	30
1118506200	198	1195151300	153	1611250172	8	1618500102	197
1118506500	32	1196600200	166	1611250182	8	1618500202	197
1118700800	199	1197101670	79	1611350200	9	1618500502	197
1118703600	199	1197101680	79	1611600200	10	1618550206	32
1118706770	199	1197102970	79	1612000106	10	1618600302	198
1118707000	199	1197102970	168	1612000200	10	1618600702	198
1119500200	35	1197102980	79	1612650100	11	1618601500	199
1119607900	36	1197102980	168	1612900100	11	1618650106	33
1120501500	225	1197300200	79	1612900100	320	1618650200	199
1121201000	304	1197300200	169	1612900200	11	1618900112	33
1121700710	224	1197300300	79	1612900200	349	1618900212	33
1126102100	136	1197300300	169	1612900300	11	1618900312	33
1128102600	200	1197300800	79	1612900300	369	1618900512	33
1128102900	200	1197300800	169	1612900400	11	1618900612	34
1128104000	200	1198500200	169	1612900400	388	1618900712	34
1128104100	200	1198500700	170	1612950100	11	1618900812	34
1130300200	41	1198501100	170	1612950200	11	1619000112	34
1130300900	41	1199105970	171	1612950300	11	1619000212	34
1140100400	47	1199106080	171	1612950400	12	1619200210	35
1140104770	48	1199208400	173	1613600100	12	1619200400	35
1140104780	48	1199900200	175	1613600200	12	1619200900	35
1140105400	48	1218000400	19	1613700176	12	1619201000	35
1140109000	48	1293100300	195	1613700186	12	1619500100	35
1140109770	49	1293500200	37	1613700200	12	1619600302	36
1140109780	49	1293701300	149	1613700400	12	1619600406	36
1140200500	49	1296600100	165	1613700406	12	1619900100	105
1140205700	49	1296600200	166	1613700500	13	1619900402	301
1140205800	50	1297000400	168	1613700501	13	1620000110	235
1140205900	50	1299200300	172	1613700600	13	1620000110	243
1140206600	50	1318001300	20	1613700601	13	1620000210	251
1140208000	50	1318001400	21	1613700871	13	1620000310	235
1140301500	51	1318001500	21	1613700880	13	1620000310	243
1140301600	51	1318101500	30	1613700886	13	1620000400	222
1140403400	52	1318105200	31	1613701100	13	1620000510	251
1140605300	53	1331900100	42	1613701106	13	1620000610	227
1141304310	55	1332100200	42	1613701200	13	1620101010	227
1141402700	56	1411400100	9	1613701300	13	1620101010	235
1143502210	43	1418100500	30	1613701400	14	1620101010	243
1143703210	57	1418103100	31	1613701500	14	1620101010	251
1144403470	57	1451200500	62	1613701600	14	1620101100	214
1144403480	57	1518104300	31	1613701700	14	1620200110	267
1144602000	57	1600900100	104	1613701800	14	1620200210	267
1144604870	58	1600900100	134	1613701900	14	1620200400	225
1144604880	58	1600900100	183	1613702000	14	1620200500	243
1144701270	58	1600900200	104	1613750100	15	1620200600	243
1144703910	58	1600900200	134	1613800100	15	1620200700	256
1150201270	60	1600900200	183	1614300100	15	1620200700	266
1150201280	60	1600900300	134	1615000100	15	1620200800	256
1150451300	61	1600900400	134	1615000100	185	1620200800	266
1150451302	61	1601500106	6	1615000100	193	1620300210	267
1150501170	61	1601500106	183	1615200100	15	1620300300	267
1150501180	61	1601500206	6	1615200300	16	1620300610	271
1151250200	62	1601500206	183	1615600100	320	1620300710	271
1160400600	105	1601500306	6	1615600200	349	1620300810	291
1160400600	188	1601500306	183	1615600200	369	1620300910	291
1161103000	65	1601500406	6	1615600200	388	1620301110	273



Item No.	Page	Item No.	Page	Item No.	Page	Item No.	Page
1620301210	282	1620606800	292	1620704800	218	1623102380	230
1620301300	243	1620607000	228	1620704910	217	1623102380	237
1620301400	262	1620607000	236	1620705010	217	1623102570	230
1620301610	291	1620607100	222	1620705210	284	1623102570	238
1620301710	273	1620607300	262	1620705310	290	1623102580	231
1620301810	282	1620607300	266	1620705410	221	1623102580	238
1620301910	291	1620607400	245	1620750110	284	1623102670	231
1620302010	273	1620607600	228	1620800210	280	1623102670	238
1620400110	227	1620607800	228	1620800470	229	1623102770	231
1620400110	235	1620607900	236	1620800470	237	1623102770	238
1620400110	243	1620608110	268	1620800480	229	1623102970	215
1620400200	244	1620608200	256	1620800480	237	1623102980	215
1620400200	256	1620608306	225	1620800600	292	1623103070	219
1620400300	221	1620608400	236	1620800700	292	1623103080	219
1620400400	244	1620608606	225	1620801000	262	1623103170	252
1620400400	256	1620608606	226	1620801700	229	1623103180	252
1620400510	291	1620608700	245	1620801800	229	1623103300	246
1620400600	262	1620608800	256	1620801800	297	1623103500	246
1620400600	266	1620608900	256	1620900100	301	1623103600	257
1620400700	262	1620609000	228	1620900300	301	1623103800	257
1620400700	266	1620609100	236	1620900400	301	1623103900	246
1620400800	244	1620609400	245	1620900500	301	1623103900	257
1620400900	244	1620609570	274	1621100100	301	1623104000	246
1620400900	256	1620609580	274	1621100200	302	1623104000	257
1620401000	244	1620609600	245	1621100300	302	1623104370	223
1620401000	256	1620609810	282	1621100400	302	1623104380	223
1620401110	227	1620610000	228	1621100606	302	1623104470	262
1620401110	235	1620610200	215	1621100700	302	1623104480	263
1620401210	222	1620610300	215	1621100800	302	1623104910	231
1620500100	225	1620610400	292	1621100900	302	1623104910	238
1620500100	226	1620610500	283	1621101000	303	1623104910	297
1620500200	244	1620610700	228	1621101100	303	1623105010	231
1620500300	244	1620611200	228	1621101200	303	1623105010	238
1620600100	291	1620611200	297	1621101300	303	1623105010	297
1620600200	222	1620611300	236	1621101400	303	1623105110	246
1620600300	222	1620611300	297	1621101500	303	1623105110	297
1620600400	214	1620611800	245	1621101600	304	1623105210	247
1620600400	219	1620611800	297	1621101700	304	1623105210	252
1620600500	214	1620611900	228	1621101800	304	1623105210	297
1620600500	219	1620611900	236	1621200100	304	1623105310	231
1620600700	214	1620612000	257	1621400100	294	1623105310	238
1620600900	262	1620612100	229	1621400210	304	1623105310	247
1620600900	266	1620612200	222	1621400300	305	1623105310	298
1620601010	273	1620612200	229	1621400400	305	1623105410	223
1620601110	273	1620612400	222	1621400500	305	1623105410	298
1620601210	277	1620612400	229	1621400600	305	1623105510	223
1620601310	273	1620650100	257	1621400710	305	1623105510	298
1620601610	271	1620650200	242	1621400800	305	1623200170	247
1620601710	267	1620650200	250	1621400910	265	1623200170	252
1620601810	267	1620650200	252	1621401000	306	1623200170	257
1620601910	282	1620700310	272	1621401170	306	1623200180	247
1620602010	289	1620700400	233	1621401180	306	1623200180	252
1620602110	282	1620700400	241	1621401200	306	1623200180	257
1620602210	274	1620700400	249	1621401300	306	1623200270	219
1620602310	282	1620700500	233	1621401400	306	1623200270	231
1620602410	295	1620700500	241	1621401500	307	1623200270	239
1620602510	295	1620700500	249	1621401700	307	1623200270	247
1620602700	286	1620700670	249	1621401800	300	1623200270	253
1620602800	291	1620700680	249	1621401970	300	1623200270	258
1620602900	291	1620700800	262	1621401980	300	1623200280	219
1620603000	292	1620701000	264	1621700110	294	1623200280	232
1620603100	214	1620701100	264	1621700210	250	1623200280	239
1620603200	219	1620701310	221	1621700310	250	1623200280	247
1620603400	227	1620701410	217	1621700410	270	1623200280	253
1620603500	236	1620701510	217	1621700510	270	1623200280	258
1620603700	251	1620701610	217	1621700710	276	1623200370	223
1620603900	214	1620701710	269	1621700710	279	1623200380	223
1620604000	227	1620701810	284	1621700810	285	1623200470	215
1620604100	236	1620701910	264	1621700910	294	1623200480	215
1620604300	251	1620702010	264	1621701010	270	1623200570	215
1620604400	244	1620702110	269	1621701110	270	1623200580	215
1620604600	222	1620702210	272	1621701210	276	1623200670	232
1620604800	222	1620702310	269	1621701310	285	1623200670	239
1620604900	251	1620702410	275	1621701410	234	1623200670	248
1620605000	251	1620702510	275	1621701410	242	1623200670	253
1620605100	292	1620702510	278	1621701510	250	1623200670	258
1620605200	292	1620702710	296	1621701610	261	1623200670	298
1620605300	228	1620702810	281	1621701710	250	1623200680	232
1620605400	236	1620702910	287	1621701710	261	1623200680	239
1620605600	256	1620703010	287	1621701810	234	1623200680	248
1620605700	228	1620703110	272	1621701810	242	1623200680	253
1620605700	236	1620703310	269	1621701810	255	1623200680	258
1620605800	228	1620703610	275	1623101970	230	1623200680	298
1620605800	236	1620703710	218	1623101970	237	1623200770	248
1620606006	225	1620703800	218	1623101970	245	1623200770	253
1620606006	226	1620703900	293	1623101980	230	1623200770	258
1620606300	245	1620704000	293	1623101980	237	1623200770	298
1620606400	245	1620704300	301	1623101980	246	1623200780	248
1620606500	245	1620704400	293	1623102100	246	1623200780	253
1620606700	214	1620704500	293	1623102370	230	1623200780	258
1620606700	219	1620704600	260	1623102370	237	1623200780	298



Item No.	Page	Item No.	Page	Item No.	Page	Item No.	Page
1623250100	307	1640100800	47	1661900980	68	1672600400	85
1623250200	239	1640100900	47	1662000170	68	1672600500	85
1623250200	248	1640101070	48	1662000180	68	1680100100	320
1623250200	254	1640101080	48	1662000270	68	1680100200	349
1623250200	259	1640200106	49	1662000280	68	1680100200	369
1623250201	240	1640200110	49	1663000110	69	1680100200	388
1623250201	248	1640300203	51	1663000110	106	1680100300	401
1623250201	254	1640300400	51	1663000110	189	1680100400	405
1623250201	259	1640400170	51	1663000210	69	1680100500	320
1623250201	299	1640400180	51	1663000210	106	1680100600	349
1623300170	216	1640450100	52	1663000210	189	1680100600	369
1623300170	220	1640550100	52	1663000310	69	1680100600	388
1623300180	216	1640550200	52	1663000310	106	1680100700	401
1623300180	220	1640600100	52	1663000310	189	1680100800	405
1623400100	186	1640600200	53	1663100102	69	1680100900	206
1623400100	307	1640600300	53	1663100103	69	1680101000	206
1623500100	307	1640600400	53	1663100203	69	1680101100	206
1623500270	307	1641200102	54	1663100502	69	1680101200	206
1623500280	307	1641400100	55	1663100602	69	1680200100	320
1623500370	308	1641400200	56	1663100772	69	1680200200	321
1623550170	308	1642000106	56	1663100782	70	1680200300	349
1623550180	308	1642400100	56	1663100877	70	1680200300	369
1625000300	186	1642400200	56	1663100887	70	1680200300	388
1625000300	308	1642400300	56	1663100972	70	1680200400	206
1625000500	186	1642400400	56	1663100982	70	1680200500	207
1625000500	308	1642400570	56	1663200102	71	1680200600	207
1625000700	186	1642400580	57	1663200202	71	1680200700	321
1625000700	308	1644400110	57	1663200503	71	1680250100	106
1625000900	186	1644400203	57	1663200702	71	1680300170	321
1625000900	309	1644600100	57	1663200803	72	1680300180	321
1625001100	187	1644600200	57	1663201007	72	1680300470	388
1625001100	309	1644700106	58	1663201107	72	1680300480	388
1625001200	187	1644700200	58	1663600112	72	1680300570	321
1625001200	309	1644800100	59	1663600217	72	1680300580	321
1625001300	187	1645500100	59	1663600317	72	1680300670	321
1625001300	309	1645600100	83	1663600512	73	1680300680	321
1625001400	309	1645600200	59	1663600612	73	1680300770	322
1625002400	187	1645600400	83	1663600812	73	1680300780	322
1625002400	309	1650200170	59	1663650100	76	1680350100	106
1625002500	187	1650200180	59	1663650200	76	1680350200	106
1625002500	310	1650200200	59	1663700112	76	1680350370	322
1625002600	187	1650200300	59	1663900110	77	1680350370	350
1625002600	310	1650200400	60	1663900213	77	1680350370	370
1625002710	276	1650250100	60	1664200200	77	1680350380	322
1625002710	285	1650250200	60	1664200470	77	1680350380	350
1625002710	288	1650300100	60	1664200480	78	1680350380	370
1625002710	294	1650450100	60	1664300100	78	1680350400	322
1625002710	310	1650450200	61	1664300200	78	1680400170	389
1626100100	135	1650450300	61	1664300300	78	1680400180	389
1626100200	135	1651200200	62	1664300400	78	1680400270	389
1626100300	135	1652250100	62	1664300500	78	1680400280	389
1626100400	135	1652250200	62	1670100103	177	1680400370	322
1626100570	136	1652250306	63	1670150100	36	1680400380	323
1626100580	136	1652250400	105	1670200103	177	1680400470	323
1627200300	194	1652250500	63	1670200203	177	1680400480	323
1627250100	136	1652400100	63	1670200303	177	1680400570	350
1627250100	194	1652400200	63	1670200403	177	1680400570	370
1628000100	310	1652700100	63	1670200503	177	1680400580	350
1628000101	310	1653600112	43	1670200603	178	1680400580	370
1628000200	194	1653700110	44	1670250103	178	1680400670	350
1628100200	199	1660200200	105	1670250203	178	1680400670	370
1628100202	200	1660400100	188	1670300103	178	1680400680	350
1630400310	41	1660400200	188	1670500103	178	1680400680	370
1631000100	41	1661000110	188	1670500206	178	1680401070	323
1631000200	41	1661000210	188	1670500403	179	1680401080	323
1631500100	42	1661000300	189	1670500503	179	1680401170	389
1632000112	42	1661000400	189	1670500603	179	1680401180	389
1632200100	81	1661100100	65	1670500703	179	1680401270	323
1632200200	81	1661100200	65	1670600103	179	1680401280	323
1632200300	82	1661100400	65	1670600203	180	1680401370	350
1632200400	82	1661300171	65	1670600303	180	1680401370	370
1632300100	82	1661300172	65	1670700103	180	1680401380	351
1632300200	82	1661300181	65	1670700203	180	1680401380	371
1632300300	83	1661300182	66	1670700303	180	1680401470	323
1632400170	42	1661300200	66	1670750100	180	1680401480	323
1632400180	43	1661300202	66	1670750200	181	1680450100	106
1632400200	43	1661500210	66	1670750300	181	1680450270	106
1632400300	43	1661600100	66	1672000103	181	1680450280	107
1640000100	46	1661600200	66	1672100210	83	1680450370	351
1640050100	46	1661600300	66	1672100210	189	1680450380	351
1640100170	46	1661700100	67	1672100310	83	1680500100	324
1640100180	46	1661700200	67	1672100310	189	1680500200	324
1640100270	46	1661700300	67	1672100400	84	1680500300	351
1640100280	46	1661700302	67	1672100400	190	1680500300	371
1640100370	46	1661700400	67	1672100500	84	1680500300	389
1640100380	46	1661700500	67	1672100500	190	1680500500	351
1640100470	47	1661900310	67	1672100600	84	1680500500	371
1640100480	47	1661900610	67	1672100700	84	1680500500	389
1640100500	47	1661900870	68	1672200200	85	1680500700	351
1640100600	47	1661900880	68	1672600200	85	1680500700	371
1640100700	47	1661900970	68	1672600300	85	1680500800	351



Item No.	Page	Item No.	Page	Item No.	Page	Item No.	Page
1680500800	371	1680900270	354	1681200700	107	1682300480	334
1680500970	324	1680900270	373	1681200800	107	1682300570	334
1680500980	324	1680900270	390	1681300100	108	1682300580	334
1680501000	389	1680900270	401	1681650100	108	1682300670	212
1680501100	389	1680900270	405	1681650200	108	1682300680	212
1680501200	324	1680900280	328	1681700100	210	1682350470	335
1680501370	324	1680900280	354	1681700200	312	1682350480	335
1680501380	324	1680900280	373	1681700300	330	1682350670	335
1680501400	324	1680900280	390	1681700400	330	1682350680	335
1680501500	207	1680900280	401	1681700400	355	1682350770	335
1680501600	207	1680900280	405	1681700400	374	1682350780	335
1680501700	207	1680900370	208	1681700400	392	1682350970	335
1680501800	207	1680900380	208	1681700500	355	1682350980	335
1680501900	324	1680900470	208	1681700500	375	1682351000	336
1680502000	207	1680900480	208	1681700500	392	1682351170	359
1680502170	324	1680900570	328	1681700670	375	1682351170	379
1680502180	325	1680900570	354	1681700670	392	1682351180	359
1680502200	325	1680900570	373	1681700680	375	1682351180	379
1680502200	351	1680900570	390	1681700680	392	1682351270	336
1680502200	371	1680900570	401	1681700700	210	1682351280	336
1680502400	325	1680900570	405	1681750100	210	1682351370	336
1680502500	325	1680900580	328	1681750200	108	1682351380	336
1680502600	351	1680900580	354	1681900170	331	1682400170	336
1680502600	371	1680900580	373	1681900170	356	1682400170	360
1680600100	207	1680900580	391	1681900170	375	1682400170	379
1680600200	325	1680900580	401	1681900170	392	1682400170	394
1680600300	351	1680900580	405	1681900180	331	1682400180	337
1680600300	371	1680900670	209	1681900180	356	1682400180	360
1680600300	390	1680900680	209	1681900180	375	1682400180	379
1680600400	325	1680900770	209	1681900180	393	1682400180	395
1680600570	325	1680900780	209	1681900370	331	1682400270	337
1680600580	325	1680900870	328	1681900370	356	1682400270	360
1680600670	352	1680900870	354	1681900370	376	1682400270	379
1680600670	371	1680900870	373	1681900380	332	1682400270	395
1680600680	352	1680900870	391	1681900380	357	1682400280	337
1680600680	371	1680900870	402	1681900380	376	1682400280	360
1680600770	352	1680900870	405	1681900470	357	1682400280	379
1680600770	372	1680900880	328	1681900470	376	1682400280	395
1680600780	352	1680900880	354	1681900470	393	1682500170	212
1680600780	372	1680900880	374	1681900480	357	1682500180	212
1680600900	325	1680900880	391	1681900480	376	1682500270	337
1680601000	352	1680900880	402	1681900480	393	1682500270	360
1680601170	326	1680900880	406	1681900570	210	1682500270	379
1680601180	326	1681000170	209	1681900580	210	1682500270	395
1680601280	352	1681000180	209	1681900670	211	1682500280	337
1680601280	372	1681000270	402	1681900680	211	1682500280	360
1680601300	352	1681000280	402	1681900770	332	1682500280	380
1680601300	372	1681000370	354	1681900870	332	1682500280	395
1680601300	390	1681000370	374	1681900870	357	1682600100	402
1680601400	326	1681000370	391	1681900870	377	1682600270	402
1680601400	352	1681000370	402	1681900880	332	1682600280	402
1680601400	372	1681000380	354	1681900880	357	1682700100	312
1680601400	390	1681000380	374	1681900880	377	1682700200	312
1680601900	326	1681000380	391	1681900970	332	1682700300	337
1680602000	326	1681000380	402	1681900970	358	1682700400	361
1680602000	352	1681000406	107	1681900970	377	1682700400	380
1680602100	353	1681000570	329	1681900980	332	1682700400	395
1680602100	372	1681000570	355	1681900980	358	1682700570	361
1680602200	353	1681000570	374	1681900980	377	1682700580	337
1680602200	372	1681000570	391	1681901070	333	1682700580	361
1680602470	326	1681000580	329	1681901070	358	1682700600	338
1680602470	353	1681000580	355	1681901070	377	1682700800	403
1680602470	372	1681000580	374	1681901080	333	1682700800	406
1680602470	390	1681000580	391	1681901080	358	1682700970	212
1680602480	326	1681000670	329	1681901080	377	1682700980	212
1680602480	353	1681000680	329	1682000100	211	1682701000	109
1680602480	372	1681000700	209	1682000270	358	1682701100	109
1680602480	390	1681000800	329	1682000270	377	1683100170	338
1680602500	326	1681000800	355	1682000270	393	1683100170	361
1680602500	353	1681000800	374	1682000280	358	1683100170	380
1680602500	373	1681000800	391	1682000280	378	1683100170	396
1680602500	390	1681000980	329	1682000280	394	1683100180	338
1680602600	327	1681001070	329	1682000306	108	1683100180	361
1680602600	353	1681001080	329	1682000476	108	1683100180	380
1680602600	373	1681001170	330	1682000486	108	1683100180	396
1680602600	390	1681001180	330	1682000700	333	1683100200	338
1680700170	327	1681100100	330	1682000800	333	1683100200	362
1680700170	353	1681100200	330	1682000800	359	1683100200	380
1680700180	327	1681100200	355	1682000800	378	1683100200	396
1680700180	353	1681100200	374	1682000900	333	1683100300	212
1680700370	327	1681100200	392	1682200100	211	1683100400	212
1680700380	327	1681150100	355	1682200200	211	1683100500	213
1680700470	327	1681150100	374	1682300270	333	1683100670	338
1680700480	328	1681150100	392	1682300270	359	1683100670	362
1680700570	373	1681150200	330	1682300270	378	1683100670	380
1680700580	373	1681150300	330	1682300270	394	1683100670	396
1680750170	208	1681200100	107	1682300280	334	1683100680	339
1680750180	208	1681200200	107	1682300280	359	1683100680	362
1680900170	208	1681200300	107	1682300280	378	1683100680	381
1680900180	208	1681200500	107	1682300280	394	1683100680	396
1680900270	328	1681200600	107	1682300470	334	1683100700	339





Item No.	Page	Item No.	Page	Item No.	Page	Item No.	Page
1683100700	362	1684200376	112	1686000180	121	1688000500	88
1683100700	381	1684200386	112	1686000270	121	1688000600	127
1683100700	397	1684200406	112	1686000280	121	1688000700	89
1683100800	339	1684250106	112	1686000370	122	1688000800	89
1683100800	362	1684250206	112	1686000380	122	1688000900	89
1683100800	381	1684250306	112	1686000400	122	1688251180	345
1683100800	397	1684250406	112	1686000670	122	1688300100	89
1683100900	339	1684300106	112	1686000680	122	1688300106	89
1683100900	363	1684300206	113	1686000770	123	1688300200	89
1683100900	381	1684300306	113	1686000780	123	1688300306	90
1683100900	397	1684300406	113	1686000870	123	1688300400	90
1683101000	339	1684300500	113	1686000880	123	1688350100	90
1683101000	363	1684300670	113	1686000900	123	1688350200	90
1683101000	381	1684300680	113	1686001070	123	1688400176	136
1683101100	363	1684350106	113	1686001080	123	1688400186	136
1683101100	382	1684350276	113	1686001270	123	1688400276	128
1683101200	190	1684350286	113	1686001280	123	1688400276	137
1683101300	190	1684350470	114	1686100100	123	1688400286	128
1683101400	191	1684350480	114	1686100200	124	1688400286	137
1683101500	191	1684350570	114	1686100370	124	1689100100	128
1683101600	340	1684350580	114	1686100371	124	1689100200	128
1683101600	363	1684350600	343	1686100380	124	1689100300	128
1683101600	382	1684400106	114	1686100381	124	1689100400	128
1683101600	397	1684400206	114	1686100400	124	1689150106	128
1683101700	340	1684400306	115	1686100500	124	1689150272	128
1683101800	340	1684400406	115	1686100600	124	1689150282	129
1683150100	340	1684400570	343	1686500106	124	1689200100	90
1683150170	340	1684400580	343	1686500206	124	1689200200	91
1683150170	363	1684400670	343	1686500306	124	1689500110	91
1683150170	382	1684400680	343	1686500406	124	1689500210	91
1683150170	397	1684400770	115	1686500506	125	1689500310	91
1683150180	340	1684400780	115	1686500600	125	1689500410	91
1683150180	363	1684400870	343	1686500710	125	1689500510	91
1683150180	382	1684400970	344	1687100206	125	1689500610	92
1683150180	397	1684450106	115	1687100670	125	1689500710	92
1683150200	340	1684450206	115	1687100680	125	1689500810	92
1683150200	364	1684450376	115	1687100710	125	1689500910	92
1683150200	382	1684450386	115	1687100810	125	1689501010	92
1684000170	341	1684450470	115	1687100980	125	1689501110	92
1684000170	364	1684450480	116	1687101000	125	1689501210	92
1684000170	382	1684450500	116	1687150100	126	1689550100	92
1684000170	398	1684450670	116	1687150200	126	1689800110	93
1684000180	341	1684450680	116	1687150300	126	1689800116	93
1684000180	364	1684500176	116	1687150400	126	1689800210	93
1684000180	383	1684500186	116	1687150500	126	1689800216	93
1684000180	398	1684500276	116	1687350100	126	1689800270	129
1684000270	109	1684500286	117	1687400110	86	1689800280	129
1684000280	109	1684500376	117	1687400210	86	1689800300	129
1684000300	86	1684500386	117	1687400370	344	1689800310	93
1684000300	191	1684550176	117	1687400370	365	1689800316	93
1684000400	86	1684550186	117	1687400370	383	1689800400	129
1684000400	191	1684550206	117	1687400370	398	1689800570	129
1684000500	86	1684550306	117	1687400370	403	1689800580	129
1684000500	191	1684550406	117	1687400370	406	1689800600	129
1684000600	86	1684550870	117	1687400380	344	1689800710	129
1684000600	191	1684550880	117	1687400380	365	1689800806	130
1684000700	86	1684550970	118	1687400380	384	1689800906	130
1684000700	191	1684550980	118	1687400380	399	1689801000	93
1684000800	403	1684551010	118	1687400380	403	1689801106	93
1684000970	341	1685000100	344	1687400380	406	1689801210	130
1684000970	364	1685000200	344	1687400470	344	1689801510	130
1684000970	383	1685000300	364	1687400470	365	1689801700	93
1684000970	398	1685000300	383	1687400470	384	1689801800	94
1684000980	341	1685000400	365	1687400470	399	1689801900	94
1684000980	364	1685000400	383	1687400480	344	1689802100	94
1684000980	383	1685250170	86	1687400480	365	1689802200	94
1684000980	398	1685400100	118	1687400480	384	1689802300	95
1684100176	109	1685500100	118	1687400480	399	1689802600	95
1684100186	109	1685500200	118	1687550106	87	1689802770	95
1684100276	110	1685500300	118	1687550210	87	1689802780	95
1684100286	110	1685700100	118	1687550310	87	1689802870	130
1684100376	110	1685700200	119	1687700100	126	1689802880	130
1684100386	110	1685700300	119	1687700200	127	1689802970	130
1684100400	341	1685700400	119	1687700300	127	1689802980	130
1684100500	341	1685700500	119	1687700400	127	1689803010	95
1684100600	341	1685700600	119	1687700500	127	1689803170	95
1684100700	342	1685700770	119	1687700600	127	1689803180	95
1684100800	342	1685700780	119	1687700700	127	1689803200	95
1684100900	342	1685800100	119	1687700800	127	1689803380	96
1684101000	342	1685800200	119	1687800110	87	1689803400	96
1684150100	111	1685800300	120	1687800110	191	1689803500	96
1684150170	342	1685800400	120	1687800210	87	1689803670	96
1684150180	342	1685800670	120	1687800210	191	1689803680	96
1684150200	342	1685800680	120	1687800370	87	1689803700	96
1684150300	342	1685900100	120	1687800380	88	1689803870	96
1684150400	342	1685900200	120	1687800470	88	1689803880	97
1684150500	343	1685900300	120	1687800480	88	1690100100	137
1684150610	343	1685900400	120	1688000100	213	1690100502	137
1684200176	111	1685900500	120	1688000200	88	1690300100	138
1684200186	111	1685900600	121	1688000300	88	1690300203	139
1684200206	111	1686000170	121	1688000400	88	1690300300	139



Item No.	Page	Item No.	Page	Item No.	Page	Item No.	Page
1691700200	147	1695450780	160	1699650600	175	8191201000	146
1691700302	147	1695450870	160	1699650700	175	8191400610	36
1691700400	148	1695450880	160	1699650810	175	8191400612	36
1692000110	148	1695450970	161	1699900100	175	8191400617	37
1692000116	148	1695450980	161	3161700100	67	8191600102	146
1693500100	37	1695451000	161	3318000100	18	8191600107	147
1693500200	38	1695451100	161	8101500406	6	8191600402	147
1693500300	38	1695451270	161	8101500406	183	8191600602	147
1693500400	38	1695451280	161	8110850112	8	8191700302	37
1693500500	38	1695451370	161	8110850117	8	8193500100	148
1693800100	310	1695451380	161	8111001506	8	8193500102	148
1695100100	150	1695451400	162	8111001603	8	8193500107	149
1695100200	150	1695451570	162	8111001606	8	8195100302	150
1695150200	151	1695451580	162	8111250312	9	8195101200	150
1695150400	151	1695500176	162	8111250317	9	8195101302	151
1695150502	152	1695500186	162	8111351103	9	8195101400	151
1695150700	152	1695600200	162	8111400200	10	8195101500	151
1695150800	152	1695600500	163	8111400206	10	8195150706	152
1695150900	152	1695650106	163	8111600200	10	8195152300	153
1695200202	153	1695700100	97	8113550300	12	8195700102	163
1695200300	153	1695700100	163	8114600100	193	8195700106	163
1695250170	153	1695700302	163	8115650800	104	8196600200	167
1695250172	153	1695900200	163	8115650900	105	8196600206	167
1695250180	153	1696000100	163	8118500400	197	8196600300	167
1695250202	154	1696000270	163	8118550316	32	8199200400	172
1695250302	154	1696000280	164	8118600900	198	9895500910	162
1695250402	154	1696000370	164	8118900412	33	9895501010	162
1695250570	154	1696000380	164	8118900512	34		
1695250572	154	1696000400	164	8119200106	34		
1695250580	154	1696000500	164	8119500100	35		
1695250582	154	1696000606	164	8119500102	35		
1695250600	155	1696000810	164	8119500500	36		
1695300170	155	1696000910	164	8121100600	194		
1695300180	155	1696001073	164	8126100200	194		
1695300270	155	1696001083	165	8132100100	42		
1695300280	155	1696001100	165	8141200100	53		
1695300316	155	1696150100	97	8141200102	54		
1695300416	155	1696150200	97	8141200200	54		
1695300572	155	1696200100	165	8141200202	54		
1695300582	155	1696250100	165	8141200300	54		
1695300670	156	1696450100	165	8141200500	54		
1695300680	156	1696550100	165	8141200502	55		
1695300770	156	1696600100	166	8141200600	55		
1695300780	156	1696600200	166	8141200800	55		
1695300870	156	1696700100	167	8141200802	55		
1695300880	156	1696700200	168	8141250100	55		
1695350170	156	1696700300	168	8151200400	62		
1695350180	156	1697000206	97	8152250206	62		
1695350376	156	1697000206	168	8152250806	63		
1695350386	156	1697000306	97	8152250900	63		
1695350570	157	1697000306	168	8153600206	43		
1695350580	157	1697000406	97	8153600310	44		
1695350670	157	1697000406	168	8153700100	44		
1695350680	157	1698300170	131	8160000600	188		
1695350770	157	1698300180	131	8160000700	188		
1695350780	157	1698300276	131	8160201006	105		
1695350870	157	1698300286	131	8160201406	105		
1695350880	157	1698300370	131	8161000116	105		
1695350970	157	1698300380	131	8161000306	106		
1695350980	157	1698300470	131	8161600400	66		
1695351070	157	1698300480	131	8161700300	67		
1695351080	158	1698300570	131	8163601010	73		
1695351170	158	1698300580	131	8163601012	74		
1695351180	158	1698300670	131	8163601110	75		
1695351270	158	1698300680	131	8163601112	75		
1695351280	158	1698400300	131	8163800110	77		
1695351370	158	1698400400	131	8163800210	77		
1695351380	158	1698400500	132	8181300510	85		
1695351470	158	1698400600	132	8187100806	86		
1695351480	158	1698500100	169	8187100906	86		
1695351570	158	1698600100	170	8187550306	87		
1695351580	158	1698650100	170	8188300100	89		
1695351670	158	1698650200	170	8188300102	89		
1695351680	159	1698650300	170	8188350300	90		
1695400473	159	1698650400	171	8188350400	90		
1695400510	159	1698700200	171	8190200402	137		
1695400670	159	1699200106	171	8190300102	139		
1695400680	159	1699200206	172	8190400500	139		
1695400770	159	1699200306	172	8190400600	139		
1695400780	159	1699200506	173	8191100501	139		
1695400870	159	1699200606	173	8191100506	140		
1695400880	159	1699300100	174	8191100600	140		
1695450170	159	1699300200	174	8191100700	140		
1695450180	160	1699350100	174	8191200300	140		
1695450276	160	1699450110	174	8191200307	141		
1695450286	160	1699600410	97	8191200406	142		
1695450300	160	1699600410	191	8191200506	142		
1695450400	160	1699650100	44	8191200606	143		
1695450500	160	1699650210	97	8191200706	144		
1695450610	160	1699650210	191	8191200806	144		
1695450770	160	1699650500	174	8191200906	145		