


B&M Super Cooler Mounting Guidelines

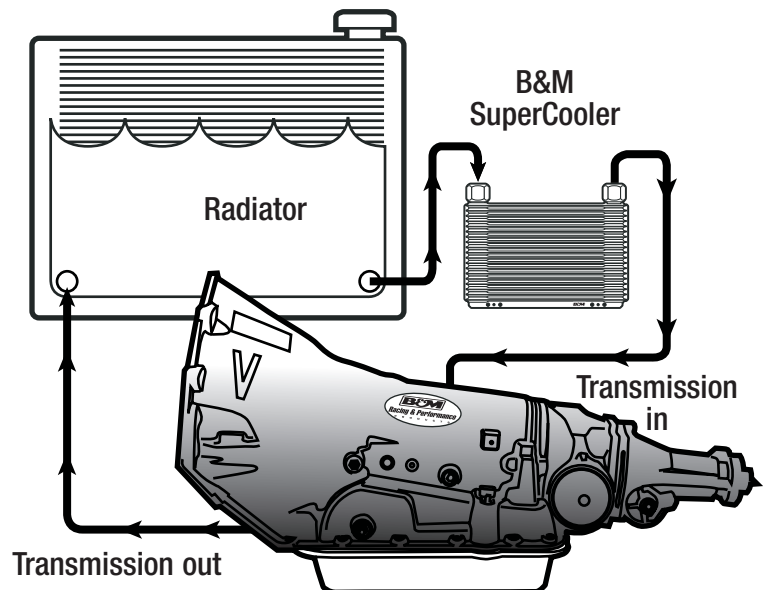
When considering installing a supplemental transmission fluid cooler B&M recommends the following guidelines for a successful and efficient installation:

- Route the transmission fluid through the stock radiator cooler, then through the supplemental B&M SuperCooler and then back to the transmission. This will provide the most efficient transmission fluid cooling system for your vehicle.
- Mount the supplemental B&M SuperCooler in an area where the cooler receives good air flow circulation. The best location is in front of the radiator. If you cannot locate an area on the vehicle with a good airflow you should consider the B&M Hi-Tek Cooling System #70298 or #70297.
- Mount the B&M SuperCooler with the fittings on top or on the sides. It is not recommended to mount the cooler with the fittings pointing down as this may create an air pocket in the cooler resulting in reduced cooling efficiency. When mounting the cooler with the fittings on the right or left side, the lower fitting must be the inlet with the top fitting routing the fluid back to the transmission.
- For extreme cooling issues you should consider a cast deep oil pan for the transmission. A cast oil pan will increase the capacity of oil by at least 2 additional quarts of oil providing additional fluid capacity in the transmission, torque converter and fluid cooler system allowing more cooling ability.
- Monitor the transmission fluid as the fluid leaves the cooler and returns to the transmission. Monitoring the returning fluid will give you an accurate indication of how efficient your cooling system is functioning. A good operating temperature of an automatic transmission is 160° to 200° F as the fluid exits the cooler. If you can maintain fluid temperature below 175° F the fluid should last for as much as 100,000 miles. At 195° F the fluid life should be 50,000 miles. At 240° F the fluid life is only 5,000 miles. Higher fluid temperature drastically reduces the life of the fluid. Cooler temperature equals longer fluid life.
- If the radiator in your vehicle does not have provision for a transmission cooler you must use a larger fluid cooler, than you would normally consider, for the vehicle. Typically the smallest cooler you should consider when not using the radiator provision would be the B&M #70266 or #70272 Universal SuperCooler.
- When using the Universal SuperCoolers or Hi-Tek Cooling Systems with the 1/2NPT female fittings B&M recommends -6 lines and fittings for Automatic Transmission Fluid and -8 lines and fittings for Engine Oil applications.

Mounting Recommendations



Fluid Routing



Polished SuperCoolers

■ Coolers fitted with 1/2" NPT fittings easily adaptable to AN fittings

- XRP-6 straight fitting #981668, 90 degree #982268 or 45 degree #9823689
- XRP-8 straight fitting #981688, 90 degree #982288 or 45 degree #982388

■ 1-1/2" coolers for extreme efficiency

- 70265 rated at 7,500 BTU
- 70272 rated at 20,500 BTU

Features

- Stacked Plate design
- All aluminum construction
- Oven brazed construction
- Small & efficient design


Benefits

- Strong, durable, lightweight cooler core
- Permanently bonds all mating surfaces
- Cools better than tube & fin coolers

Cooler # 70265 Shown



Cooler # 70272 Shown



B&M
SuperCooler™

Hi-Tek Cooling Systems

- **Ideal for the toughest cooling applications**
- **Thermal switch included activates fan at 175°**
- **Coolers fitted with 1/2" NPT fittings easily adaptable to AN fittings**

- XRP-6 straight fitting #981668, 90 degree #982268 or 45 degree #9823689, XRP-8 straight fitting #981688, 90 degree #982288 or 45 degree #982388

Features

- Fin & Plate design
- All aluminum construction
- Oven brazed construction
- Small & efficient design
- Includes 12 volt, high flow fan

Benefits

- Strong, durable cooler core
- Lightweight cooler cores
- Permanently bonds all mating surfaces
- Creates own airflow to improve efficiency

Cooler # 70297 Shown



Cooler # 70298 Shown



B&M
SuperCooler™

Universal SuperCoolers

■ Coolers fitted with 1/2" NPT fittings easily adaptable to AN fittings

- XRP-6 straight fitting #981668, 90 degree #982268 or 45 degree #9823689, XRP-8 straight fitting #981688, 90 degree #982288 or 45 degree #982388

■ 1-1/2" coolers for extreme efficiency

- 70273 rated at 15,000 BTU
- 70266 rated at 20,500 BTU
- 70274 rated at 29,200 BTU

Features

- Stacked Plate design
- All aluminum construction
- Oven brazed construction
- Small & efficient design
- 1/2" NPT fittings

Benefits

- Strong, durable cooler core
- Lightweight cooler cores
- Permanently bonds all mating surfaces
- Cools fluid better than tube & fin coolers
- Easily adapts to steel braided lines

Cooler # 70273 Shown



Cooler # 70266 Shown



Cooler # 70274 Shown



B&M
SuperCooler™

Automatic Transmission SuperCoolers

- Include installation kit
- 3/4" Thin line coolers are ideal for tight fit locations
- 3/8" extended nipple fittings providing improved hose & clamp contact
- Cooler efficiency rating
 - 70255 rated at 9,800 BTU
 - 70268 rated at 13,000 BTU
 - 70264 rated at 14,400 BTU
- 'LPD' feature
 - 'LPD' or Low Pressure Drop feature includes two bypass channels nearest the fittings to allow fluid to flow freely especially when cold to prevent lube system failure.

Features

- Stacked Plate design
- All aluminum construction
- Oven brazed construction
- Small & efficient design

Benefits

- Strong, durable cooler core
- Lightweight cooler cores
- Permanently bonds all mating surfaces
- Cools fluid better than tube & fin coolers

Cooler # 70255 Shown



Cooler # 70268 Shown



Cooler # 70264 Shown



B&M
SuperCooler™