



WINTER
2018 | 2019



PRODUCT CATALOG

INNOVATION DRIVEN BY COMPETITION

TURBOCHARGERS

Dodge 3-9
 Ford 10-11
 Chevy 12
 Track Master & Sled Master Competition Series 13
 Accessories 14-16

EXHAUST MANIFOLDS & UPPIPES

Ford 17
 Chevy..... 18
 Dodge & Cummins 19-20

AIR INTAKE HORNS 21

CHARGE AIR COOLERS / INTERCOOLERS & ACCESSORIES 22-23

COVERS & PANS

Diff Covers 24

HEAVY DUTY TRANSMISSION PANS 24

Cool Valve Covers..... 22

TRANSMISSION OIL COOLERS 23

AUTOMATIC TRANSMISSIONS

Dodge 25-26
 Ford..... 27
 Chevy 27
 Components/Build-It Kits..... 27-28

TORQUE CONVERTERS 29-30

TRANSMISSION PRESSURE CONTROLS 31-32

TAPSHIFTERS 33

FLEX PLATES 34

TRANSMISSION ACCESSORIES 34

INJECTORS & CONTROLS

Dodge 37
 Chevy 38
 Ford 39

VENOM DUAL FUEL PUMP KITS 40

INJECTION PUMPS, COMPONENTS & KITS

Chevy CP3..... 41
 Dodge CP3, VP44, P7100 & VE 42-43
 Pumps & Components 44

FLOW-MAX LIFT PUMP KITS 45-46

STEERING & SUSPENSION 47-48

ENGINE COMPONENTS & ACCESSORIES 49

EMERGENCY ENGINE SHUTDOWN 50

EXHAUST BRAKES 51-52

THROTTLE CONTROLS

Staging Limiter & High Idle Kits 53
 Throttle Sensitivity Booster 54-55

Unless displaying a C.A.R.B. EO number, performance products in this catalog may not be sold into the state of California or installed onto licensed California vehicles. Consult price list or website for further classification of each product.
 Any manufacturers parts numbers or reproduced logos are for reference only and are not to imply any relations.
 Part numbers, descriptions and model years are subject to change – consult price books and/or website for most up to date listings.

AFFILIATED WITH














A TURBO FOR EVERY CUMMINS

BD Diesel parts have a level of precision and quality that goes above and beyond the competition. Whether hauling that heavy load, cruising down the highway, or launching down the quarter mile, BD has a turbo solution that will work for you. See below to find the product that best fits your performance or application goals.



 **BorgWarner** **HOLSET**

		COMP WHEEL	HP RATING	TOW	STREET	RACE
NON-VGT IRON HORN CUMMINS 2007.5-2018 <ul style="list-style-type: none"> T4 4th gen 6.7L lower mount manifold Non Wastegated 		363	550			
		364.5	600			
		366	650			
		369	700			
VGT SCREAMER CUMMINS 2008-2018 <ul style="list-style-type: none"> Drop-In 		64.5	690			
NON-VGT SUPER B CUMMINS 1994-2012 <ul style="list-style-type: none"> T3 1994-2002 uses stock manifold 2003-2012 uses 3rd gen manifold Lower mount manifold Wastegated 		358	450			
		361	500			
		363	550			
		364.5	600			
		366	650			
NON-VGT RUMBLE B CUMMINS 2003-2016 <ul style="list-style-type: none"> T4 Centre mount for better flow Wastegate ready Includes Airbox 		361	500			
		363	550			
		364.5	600			
		366	650			
		369	675			
NON-VGT COBRA CUMMINS 2003-2018 <ul style="list-style-type: none"> Compound turbo kit T6 Primary turbo flange Centre mount for better flow Wastegate ready Includes Airbox 		467	700			
		76	800			
		80	1000			
		86	1100			
		88	1200			

MAKE YOUR CUMMINS WAY SX-E'R

SX-E POWERED SINGLE TURBO KITS 1994-2012 DODGE 5.9L/6.7L

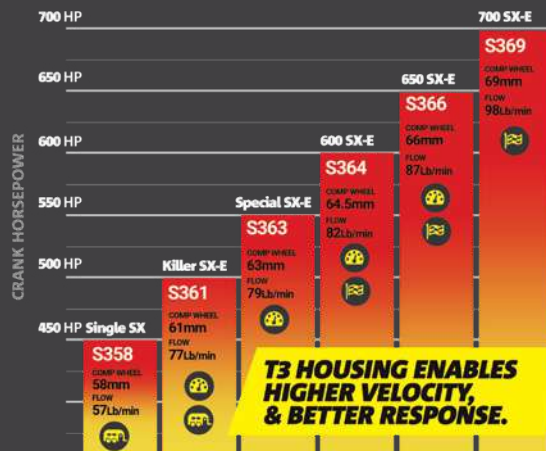
Our Dodge 5.9L & 6.7L Single Turbo kits have been the choice for a complete, easy bolt-on performance replacement for your OEM turbo, giving you more power, response and reliability. All kits come with everything you need to allow for an easy install. Now get these kits with BorgWarner SX-E turbo options and expect even more.

The SX-E line was designed from the ground up for performance. Larger blade surface allows the SX-E models to spool quicker, flow more, and be more efficient with a smaller inducer size. A BD industry first, the SX-E turbos are waste-gated to mount on stock T3 manifolds. T3 style housing and manifolds create a higher velocity speed and better turbo response for these power ranges.

These SX-E turbos utilize enhanced, lighter, high strength FMW Forged Milled Wheels, which increases turbocharger life, pressure ratio, and turbo response compared to a comparable cast wheel. FMW's are standard on all SX-E turbos.

HEAVY SPRING WASTEGATED TURBOS

SUPER B SERIES



DODGE 5.9L
1994-2002



DODGE 5.9L
2003-2007



DODGE 6.7L
2008-2012

SUPER B SX-E KITS				KILLER S361SX-E	SPECIAL S363SX-E	600 S364.5SX-E	650 S366SX-E	700 S369SX-E
1994-2002 5.9L	Dodge	(73)	Downpipe, V-Band Clamp, Band Clamp	1045265	1045257	1045250		
2003-2007 5.9L	Dodge	(6) (74)	Wastegate Footler, Heat Wrap	1045286	1045278	1045271	1045272	1045273
2007.5-2012 6.7L	Dodge	(111)	Exhaust Manifold, Gaskets, Down Pipe, Clamps, EGB Kit		1045279	1045274	1045275	1045276
				TURBINE WHEEL	76 mm	80mm	80 mm	80 mm
				FLANGE SIZE	T3	T3	T3	T3
				A/R RATIO	0.80	0.80	0.80	0.80

SUPER B SINGLE S358SX FMW				
1045220	(73)	1994-2002	Dodge	Downpipe, V-Band Clamp, Band Clamp
1045230	(73)	2003-2004 305hp	Dodge	Cast Outlet Elbow, V-Band Clamps, Heat Wrap
1045235	(6) (73)	2004.5-2007 5.9L 325hp	Dodge	Cast Outlet Elbow, V-Band Clamps, Downpipe, Wastegate Footler, Heat Wrap

NOTES: (6) 2005 model year with plastic intercooler tanks requires intercooler with metal tanks
 (73) Turbo mount exhaust brake cannot be installed with this kit - use remote mount exhaust brake
 (74) Turbo mount exhaust brake can be installed
 (111) Eliminates factory exhaust brake function - suggest remote mount exhaust brake

TURBINE WHEEL	74 mm
FLANGE SIZE	T3
A/R RATIO	0.80

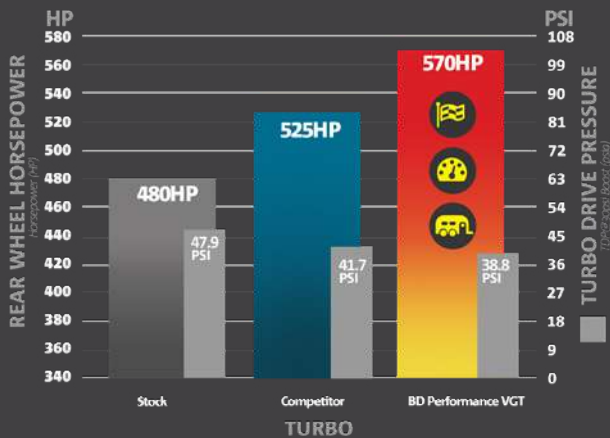
BorgWarner

FMW
FORGED/MILLED WHEEL
TECHNOLOGY

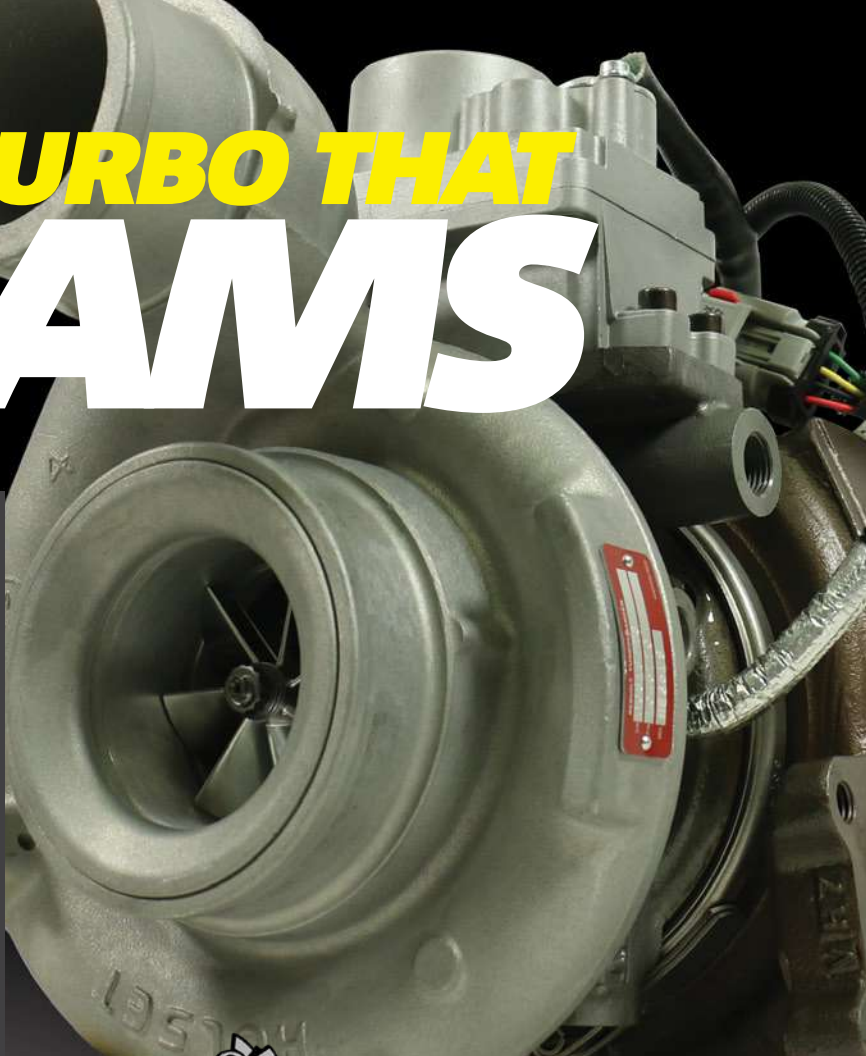
A DROP-IN TURBO THAT SCREAMS

JUST COMPARE

The performance of BD's Screamer exceeds the competition in both horsepower and reduction in turbo drive pressure.



Dyno result using just an off-the-shelf tuner.



BALLISTIC COMPRESSOR **100HP GAIN* OVER STOCK**

DODGE 6.7L 2007.5 - 2018 HE351-VE SCREAMER

A drop-in stock installation, stock looking replacement that is anything but stock! The larger Ballistic billet compressor wheel and our exclusive turbine profile results in reduced backpressure and increased turbine flow compared to the competition. This results in increased potential maximum power output, right up to 690 horsepower with performance modifications.

- Drops in to the stock location.
- Can support up to 690HP at crank with additional performance mods**.
- Utilizes a brand new Holset VGT actuator.
- New Ballistic 64.5mm 7+7 blade compressor wheel and a new 70mm 12 blade turbine.
- VSR high speed balanced

* with tuner + injectors
** 90hp injectors, bullydog tuning

CORE		
2007.5-2018 6.7L Dodge	1045770	<input checked="" type="checkbox"/>

DODGE STOCK REPLACEMENT EXCHANGE TURBOS

REMANUFACTURED TO NEW FACTORY STANDARDS

DODGE 1988-2015 CUMMINS	REMAN TURBOCHARGERS	REMAN PERFORMANCE TURBOCHARGERS	CORE
1988-1990 5.9L	(1) 3526739-B	(1) (121) 3526739-MT	<input checked="" type="checkbox"/>
1991-1993 5.9L	(1) 3531696-B	(1) (121) 3531696-MT	<input checked="" type="checkbox"/>
1994-1995 5.9L	(1) 3539911-B	(1) (121) 3539911-MT	<input checked="" type="checkbox"/>
1996-1998 5.9L 12-valve Automatic Trans	(1) 3539369-B	(1) (121) 3539369-MT	<input checked="" type="checkbox"/>
1996-1998 5.9L 12-valve Manual Trans	(1) 3539373-B	(1) (121) 3539373-MT	<input checked="" type="checkbox"/>
1998.5 5.9L 24-valve	(1) 3539343-B	(1) (121) 3539343-MT	<input checked="" type="checkbox"/>
1999 5.9L HX35 Automatic Trans	(1) 3590104-B	(1) (121) 3590104-MT	<input checked="" type="checkbox"/>
2000-2002 5.9L HY35 Automatic Trans	(1) 4036239-B	(1) (121) 4036239-MT	<input checked="" type="checkbox"/>
1999-2002 5.9L HX35 Manual Trans	(1) 3592766-B	(1) (121) 3592766-MT	<input checked="" type="checkbox"/>
2003-2004 5.9L	(1) 4035044-B	(1) (121) 4035044-MT	<input checked="" type="checkbox"/>
2004.5-2007 5.9L 325HP HY35/HE351CW	(1) 4043600-B		<input checked="" type="checkbox"/>
2007.5-2018 6.7L BD Reman	(1) 3799833-B		<input checked="" type="checkbox"/>
2007.5-2012 6.7L HOLSET Reman	(1) 3799833		<input checked="" type="checkbox"/>
2008-2017 6.7L Cab & Chassis	(1) 1045779		<input checked="" type="checkbox"/>



NOTES: (1) Verify turbo number on vehicle before ordering
(121) Modified performance turbocharger units to give better response and horsepower gains to engines with mild performance modifications

CORE Refundable core charges apply

IRON HORN 6.7L CUMMINS TURBO KIT 2007.5-2018 DODGE 6.7L

Reliability and power! Yes, they go together. The problematic stock Holset turbo can now be replaced with a complete performance option that reduces EGT's and high turbo drive pressures. Save your head gasket and enjoy longer engine life with a significant horsepower increase. Street and track performance from the most complete bolt-on kit on the market!

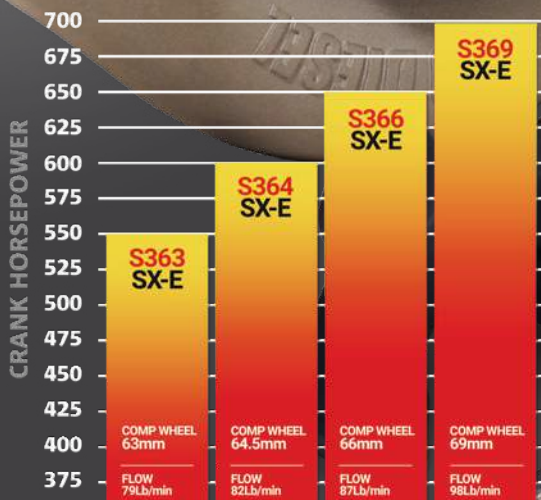
- Includes BD's Performance Plus T4 exhaust manifold and gaskets
- BD Single 300 series SX-E BorgWarner turbos kits that replace your OEM VGT turbo, providing enough air for more power, response and reliability
- Turbo utilizes high flow T4 turbine housing
- The SX-E turbo was designed for performance with a 360 thrust bearing and enhanced compressor wheel and housing
- The high strength FMW Forged Milled Wheels are lighter and stronger and withstand higher wheel speeds
- No extra piping required, it drops in place for an easy, clean installation

Recommended Iron Horn Size (1045294):

Comp wheel: 64.5mm
Turbine wheel: 80mm
Turbin AR Ratio: .91
Flow: 82lb/min

DODGE 2007.5-2018 6.7L (182) (183)			
MODEL	TURBINE	AR RATION	PART NO
S363SX-E	76mm	0.91	1045292
	80mm	0.91	1045293
S364.SSX-E	80mm	0.91	1045294
	80mm	1.00	1045295
S366SX-E	80mm	0.91	1045296
	80mm	1.00	1045297
S369SX-E	80mm	0.91	1045298
	80mm	1.00	1045299

IRON HORN SERIES



NOTES: (182) Air intake kits may need alteration other than K&N kit and OEM intake systems
(183) Tuner or programmer required to bypass VGT functions and codes

READY TO RUMBLE



RUMBLE B TURBO KIT

2003-2007 DODGE 5.9L / 2007-2018 DODGE 6.7L

Performance without compromise. The Rumble B single turbo kit is designed to maximize the flow to and from the turbocharger to significantly improve turbo response, EGT's and total horsepower. The Wastegate ready T4 manifold is 100% divided for pulse flow exhaust energy.

UP TO 700*
HORSEPOWER



- Full range of turbos out performs modified Holset turbos and other "add a turbo" kits.
- Exclusive BD T4 wastegate ready exhaust manifold** with pulse technology
- With S467 option supports dyno proven 650 engine HP with 90HP 6.7L injectors. Requires race tune.
- Custom cold air intake supplies cool air, adds up to 30 more HP. Exclusive BD Velocity Stack 8" OD Serviceable Air Filter outperforms the competition
- Efficient and exclusive large single piece 90° outlet turbocharger gives higher CFM with lower losses compared to equivalent multi piece compressor covers
- Kit includes custom formed silicone coolant hose, and all supported hardware guaranteed to give you the O.E. look and finish and seamless install!

COMPLETE RUMBLE B TURBO KITS

		S361SX-E	S363SX-E	S364.5SX-E	S366SX-E	S369SX-E	S467SX
2003-2007 5.9L	Dodge	1045720	1045719	1045718	1045717	1045716	1045710 (62)
2007.5-2009 6.7L	Dodge	1045735	1045734	1045733	1045732	1045731	1045725 (63)
2010-2012 6.7L	Dodge	1045750	1045749	1045748	1045747	1045746	1045740 (63)
2013-2018 6.7L	Dodge			1045754	1045753	1045752	1045751 (62)

RUMBLE B INSTALL KITS ONLY

		S300SX-E	S400SX
2003-2007 5.9L	Dodge	1045707	1045703
2007.5-2009 6.7L	Dodge	1045705	1045701
2010-2012 6.7L	Dodge	1045706	1045702
2013-2018 6.7L	Dodge	1045708	1045704

INCLUDED: Turbo, Wastegate Ready Exhaust Manifold, Down Pipe, Air Intake Box, Coolant Hose

Larger turbochargers and smaller turbine housings are available. Bigger turbos for higher HP can easily be bolted into place — external waste gates should be installed for any power levels above 700 crank HP on 6.7L and 750 crank hp on 5.9L. **WHEEL BURST RESULTING FROM OVER SPEEDING IS NOT WARRANTABLE**

NOTE: (62) A/R Ratios are suited for non-wastegated applications. External wastegate fitted to exhaust manifold optional.
(63) External wastegate suggested. Over boosting/speeding turbos will result in non-warrantable failures.

* Requires race tune

**Machined for use with 45mm Hyper Gate or Turbo Smart

SUPER B TWIN TURBOS

1994-2007 DODGE 5.9L

- Compound S300 turbochargers
- Extended tip compressor wheel technology
- High CFM yielding high power with low EGTs
- Quick, low-rpm response
- Broad power curve across the entire engine's rpm range
- Easily cool 575 rear wheel horsepower
- Upgrade kits available for Super B Single
- Great towing and competition

SUPER B TWIN KITS (RT575)

1045310	1994-1998 5.9L 12-valve	Dodge	Turbos, Down Pipe, Piping, Air Box, Washable Air Filter, Heat Wrap, Clamps, Hoses, Oil Drains, Brackets and Hardware. (Manifold not included)
1045320	1998-2002 5.9L 24-valve	Dodge	Turbos, Down Pipe, Piping, Air Box, Washable Air Filter, Heat Wrap, Clamps, Hoses, Oil Drains, Brackets and Hardware. (Manifold not included)
1045330 (6)	2003-2007 5.9L	Dodge	Same as above plus Exhaust Manifold

5.9L 650 HP

1190 CFM - 82.30 LBS/MN

COMPRESSOR WHEEL

Low Press	66 mm	2.60 in
High Press	58 mm	2.28 in



TRACK MASTER RT TWIN TURBOS

1994-2007 DODGE 5.9L

- Compound S400 and S300 turbochargers
- Extended tip compressor wheel technology
- High efficiency compressor housing and superior drive pressure
- Enough flow to support over 850hp!
- Upgrade kits are available for Super B Single, Special and Twin kits

RT700 TWIN KITS

1045410	1994-1998 5.9L 12-valve	Dodge	Turbos, Down Pipe, Piping, Air Box, Washable Air Filter, Heat Wrap, Clamps, Hoses, Oil Drains, Brackets and Hardware. (Manifold not included)
1045420	1998-2002 5.9L 24-valve	Dodge	Turbos, Down Pipe, Piping, Air Box, Washable Air Filter, Heat Wrap, Clamps, Hoses, Oil Drains, Brackets and Hardware. (Manifold not included)
1045430 (6)	2003-2007 5.9L	Dodge	Same as above plus Exhaust Manifold

RT700 1994-2002 5.9L 750 HP

102 LBS/MN

COMPRESSOR WHEEL

Low Press	72mm SX-E	2.83 in
High Press	58 mm	2.28 in

RT700 2003-2007 5.9L 750 HP

102 LBS/MN

COMPRESSOR WHEEL

Low Press	72 mm SX-E	2.83 in
High Press	58 mm	2.28 in

RT850 TWIN KITS

1045453	1994-1998 5.9L 12-valve	Dodge	Turbos, Down Pipe, Piping, Air Box, Washable Air Filter, Heat Wrap, Clamps, Hoses, Oil Drains, Brackets and Hardware. (Manifold not included)
---------	-------------------------	-------	---

RT850 5.9L 850 HP

117LBS/MIN

COMPRESSOR WHEEL

Low Press	76 mm SX-E	2.83 in
High Press	64.5 mm	2.54 in



NOTES: (6) 2005 model year with plastic intercooler tanks requires intercooler with metal tanks

ULTRA-HIGH PERFORMANCE COBRA KIT

BOLT ON TURBO KIT FOR STREET & STRIP



COBRA HEAD FOR MAXIMUM FLOW
Cast for the SX4 5.75 half marmon turbine outlet this ultra-close radius bend has been widened allowing maximum flow with no restriction.

SPLIT FLOW CAST CONNECTION
T6 Cobra Split flow cast connection provides even flow to twin volute turbine housing for quick response.

BETTER ENGINEERED
Cobra kit retains passenger battery with custom mounting tray, retains A/C, and no shock tower modification necessary.

COBRA TWIN TURBO KIT 2003-2018 DODGE 5.9L/6.7L

Ultra-high performance, complete kit; intake to downpipe. Matched twin turbos, cast turbine outlet widened for maximum flow, better engineered split flow and T6 cast connection provides even flow to twin volute turbine housing. Cold air intake protects from hot engine bay temps with velocity stacked washable air filter.



NEW

NOW AVAILABLE FOR 2013-2018 DODGE 6.7L



- BorgWarner matched twin turbos
- 5" Cast turbine outlet widened for maximum flow
- Split flow T6 cast connection provides even flow to twin volute turbine housing
- Wastegate ready exhaust manifold*
- Cold air intake protects from hot engine bay temps
- Velocity stacked washable air filter and filter shroud
- Custom coolant tube and formed silicone hose
- Twin volute divided hot pipe

COMPLETE COBRA COMPOUNDED TURBO KITS				
Primary / Secondary	S476SX-E / S361SX-E	S480SX-E / S364.5SX-E	S486BD / S366SX-E	S488SX-E / S467SX
2003-2007 5.9L Dodge	1045780	1045783	1045794	1045793
2007.5-2009 6.7L Dodge	1045781	1045784	1045786	1045791
2010-2012 6.7L Dodge	1045782	1045785	1045787	1045792
2013-2018 6.7L Dodge	1045795	1045796	1045797	1045798

COBRA INSTALL KITS ONLY			
		S300SX-E Secondary	S400SX Secondary
2003-2009 5.9L/6.7L	Dodge	1045764	1045760
2010-2012 6.7L	Dodge	1045765	1045762
2013-2018 6.7L	Dodge	1045766	1045763

INCLUDED: Turbos, Down Pipe, Piping, Air Box, Washable Air Filter, Heat Wrap, Clamps, Hoses, Wastegate Ready Exhaust Manifold, Turbo Gaskets, Battery Box, Oil Drains, Brackets and Hardware

INCLUDED: Down Pipe, Piping, Air Box, Washable Air Filter, Heat Wrap, Clamps, Hoses, Wastegate Ready Exhaust Manifold, Turbo Gaskets, Battery Box, Oil Drains, Brackets and Hardware

*Machined for use with 45mm Hyper Gate or Turbo Smart

MAKE SOME NOISE! SCREAMER



FORD 6.4L SCREAMER TWIN TURBOS

- Upgraded twin turbo system
- Low EGT's with more than a 100hp increase
- Higher flow larger billet compressor wheels
- New design compressor housing
- 4-inch intake velocity stack for increased flow
- Custom intake system
- Support/cool 600hp-750hp
- Stock exchange BorgWarner turbos also available

FORD 2008 - 2010 6.4L POWER STROKE		CORE
1047080	Twin Turbo w/Air Intake	<input checked="" type="checkbox"/>
1047081	Twin Turbo w/o Air Intake	<input checked="" type="checkbox"/>
COMP WHEEL INDUCER		
	PRIMARY	SECONDARY
STOCK	61.5 mm	54.5 mm
BD	73.0 mm	58.5 mm
UPGRADED CFM		1400
UPGRADED HP		600-750

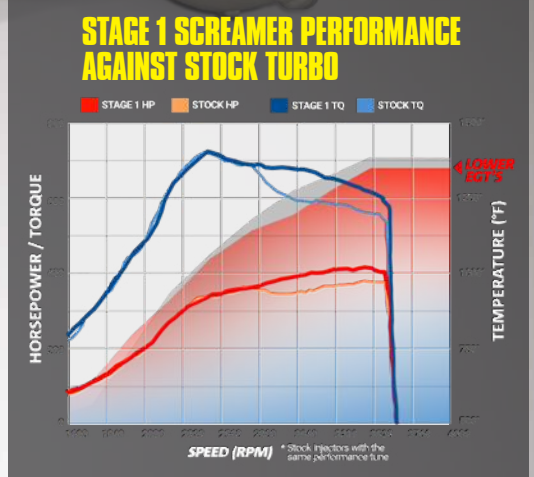
FORD 6.0L SCREAMER

- Stock appearing direct drop-in
- 10-Blade turbine wheel, taller vanes and larger 66.45mm exducer / 72.5mm inducer
- Keeps exhaust vanes in an efficient zone for improved turbine performance
- Full blade compressor wheel amplifies the 6.0L turbo noise with aftermarket air box
- Outperforms the Garrett Powermax turbo
- VSR high speed balanced
- Compatible with all tuning such as H&S, Bullydog, SCT and others

Stage 1: Billet 6-blade 61mm inducer/ 82mm exducer. Perfect for stock injectors.

Stage 2: Billet 11-blade 63.4mm inducer/ 88.25mm exducer compressor wheel with 91.3mm extended tips.

FORD 2003-2007 6.0L		CORE
Stage 1		1045820 <input checked="" type="checkbox"/>
Stage 2	(204)	1045821 <input checked="" type="checkbox"/>



FORD 7.3L POWERSTROKE TURBO THRUSTER II

- BD designed thrust collar and back plate
- BD designed sintered brass 360-degree 6-pad thrust bearing
- Reduced heat build-up and increased bearing durability
- Billet Ballistic compressor wheel
- BD's Heavy Duty Waste Gate
- Reduced exhaust temperatures and smoke levels
- No surging
- 1.0 A/R turbine housing
- GTP38 turbochargers are serviceable and come with a new oil resistant intake hose and clamp
- Great fit for off-road, street and highway applications!



		CORE	CFM/HP	COMP WHEEL
1047500	1994-1998 7.3L TP38	Ford <input checked="" type="checkbox"/>	1050 / 525	63.5 mm 2.50 in
1047510 (2) (107)	1999.5-2003 7.3L GTP38	Ford	A/R	TURBINE WHEEL
			1.00	68 mm 2.68 in

FORD STOCK REPLACEMENT EXCHANGE TURBOS


FORD 1992.5 - 2003 7.3L POWER STROKE		CORE
466533-9001-B	(1) 1992.5-1994 7.3L IDI	<input checked="" type="checkbox"/>
466533-9001-MT	(1) 1992.5-1994 7.3L IDI Modified	<input checked="" type="checkbox"/>
468485-9004-B	(1) 1994-1998.5 7.3L DI TP38 Pick-up w/o Pedestal	<input checked="" type="checkbox"/>
466163-9012-B	(1) 1994-1998.5 7.3L DI TP38 Pick-up c/w Pedestal	<input checked="" type="checkbox"/>
468488-9003-B	(1) 1994-1998.5 7.3L DI TP38 Pedestal	<input checked="" type="checkbox"/>
471128-9010-B	(1) 1998.5-1999.5 7.3L DI GTP38 Pick-up w/o Pedestal	<input checked="" type="checkbox"/>
702650-9005-B	(1) 1998.5-1999.5 7.3L DI GTP38 Pick-up c/w Pedestal	<input checked="" type="checkbox"/>
702650-9005-MT	(1) 1998.5-1999.5 7.3L DI GTP38 Pick-up c/w Pedestal Modified	<input checked="" type="checkbox"/>
471131-9008-B	(1) 1998.5-1999.5 7.3L DI GTP38 Van w/o Pedestal	<input checked="" type="checkbox"/>
702651-9001-B	(1) 1998.5-1999.5 7.3L DI GTP38 Van c/w Pedestal	<input checked="" type="checkbox"/>
451747-9014-B	(1) 1998.5-1999.5 7.3L DI GTP38 Pedestal	<input checked="" type="checkbox"/>
702011-9011-B	(1) 1999.5-2003 7.3L DI GTP38 Pick-up w/o Pedestal	<input checked="" type="checkbox"/>
702012-9012-B	(1) 1999.5-2003 7.3L DI GTP38 Pick-up c/w Pedestal	<input checked="" type="checkbox"/>
702013-9010-B	(1) 1999.5-2003 7.3L DI GTP38 Van w/o Pedestal	<input checked="" type="checkbox"/>
702014-9017-B	(1) 1999.5-2003 7.3L DI GTP38 Van c/w Pedestal	<input checked="" type="checkbox"/>
701803-9006-B	(1) 1999.5-2003 7.3L DI GTP38 Pedestal	<input checked="" type="checkbox"/>

Garrett

BorgWarner Turbo Systems

FORD 2003 - 2007 6.0L POWER STROKE		CORE
725390-5006	(1) 2003 6.0L	NO CORE!
743250-5024	(1) 2004-2005.5 6.0L	NO CORE!
743250-5025	(1) 2005.5-2007 6.0L	NO CORE!

- NOTES:
- (1) Verify turbo number on vehicle before ordering
 - (2) F-Series Pick-up only / No E-Series
 - (107) Will not work on early 1999 PowerStrokes (build date 03/21/99 and earlier)
 - (121) Modified performance turbocharger units to give better response and horsepower gains to engines with mild performance modifications
 - (204) Recommend 50hp or 90hp injectors with modified tuning
 - Refundable core charges apply



EVEN MORE STING



6.7
POWERSTROKE



UP TO*
650
HORSEPOWER



SCORPION TURBO KIT 2011-16 FORD 6.7L

The BD exclusive components of the new Scorpion Kit work optimally together for performance and reliability gains from stock into the 500-650HP range with a fuel delivery upgrade. Power when you need it.

- BD compressor cover with 90° 3" outlet.
- BD high performance T4 flanged manifold, stainless heatshield & crossover tube.
- BD billet aluminum pedestal block with oil drain & feed. BD high strength A356 aluminum intake horns. BD high strength A356 Y intake with meth, NOS or boost pressure sensor bosses has optimal flow path over welded flange designs.
- BD custom 4" cold air intake with 8" OD high-flow velocity stacked washable filter. BD complete high flow aluminized 4" downpipe.
- BD cold air charge tubes, 3.5" intercooler to intake with pressure sensor provision.
- 550 to 650HP with fuel system upgrades!



	S363SX-E	S364.5SX-E	S366SX-E	S369SX-E	S467SX	
2011-2016 6.7L F250/F350 Ford (118) (146)	🔧 🛠️ 1045804	🔧 🛠️ 1045803	🔧 🛠️ 1045802	🔧 🛠️ 1045801	🔧 🛠️ 1045800	Turbo, Passenger Side Exhaust Manifold, Crossover Pipe, Down Pipe, Pedestal, Intercooler Piping, Cast Intake Y, Intake Horns, Air Box, Washable Air Filter, Clamps, Hoses, Gaskets, Oil Drain and Hardware

NOTES: (118) Requires tuner with special programming due to VGT removal. EZ Lynk tuned by PPEI, or SCT (custom tuned)
(146) 2015-up model years require 1045805 application kit

* Requires race tune

DURAMAX ADD-A-TURBO COMPOUND TURBO KIT

- BorgWarner S475SX/96 1.32 T6 turbo
- 500hp with programmer
- Cooler EGT's & quicker spool
- Keeps the VGT factory turbo in place with factory brake applications
- Clean install
- Aluminum coolant tank includes sensor and OEM style expansion tank
- Enclosed cold air intake
- Includes BD passenger side Uppipe
- Keeps the battery in the engine bay
- Retains PCV system

1046603 (5) 2011-2016 LML Chevy



DURAMAX

DURAMAX SUPERMAX TURBO KITS

- BD Single Turbo kits cover a range of turbos that are an easy complete bolt-on performance replacement for your OEM turbo, providing enough air for more power, response and reliability
- The new SX-E turbo was designed for performance with a 360 thrust bearing and enhanced compressor wheel and housing
- Larger compressor blade surface but with a smaller inducer results in quicker spooling, more flow than similar sized wheels
- The high strength FMW Forged Milled Wheels are lighter and stronger and withstand higher wheel speeds
- BD exclusive feature of a heavy sprung waste-gated T3 turbine housing
- BD's HD Waste gate and bracket holds boost and prevents over speed damage
- Turnbuckle Boost Control allows for ease of adjustment for altitude and extreme tuning

2001-2004 LB7 SX TURBO KITS

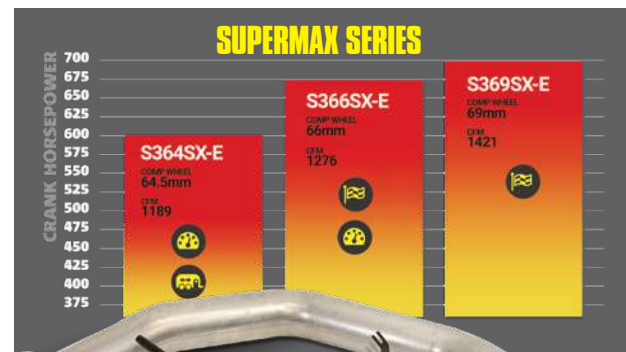
1046220		2001-2004 LB7 S364SX-E	Chevy
1046221		2001-2004 LB7 S366SX-E	Chevy
1046222		2001-2004 LB7 S369SX-E	Chevy

2004-2007 SX TURBO KITS

				CFM/HP	COMP WHEEL
1046210	(5)	2004-2005 LLY	Chevy	1160 / 575	64.5mm 2.54 in
1046215	(5)	2006-2007 LBZ	Chevy	A/R	TURBINE WHEEL
				0.80	80 mm 3.15 in

INSTALL ONLY KITS - NO TURBO

1046202		2001-2004 LB7 Install Kit w/T3 Pedestal Kit	Chevy
1046203		2001-2007 T3 Mount Pedestal Kit	Chevy



CHEVY STOCK REPLACEMENT EXCHANGE TURBOS

CHEVY 2001-2007 6.6L DURAMAX				CORE	CHEVY 1991-2000 6.5L				CORE
DM6.6-VICU	(1)	2001-2004 LB7 Duramax - Tag SPEC VICU		☑	GM-3	(1)	1991-1993 GM 6.5L		☑
DM6.6-VIDQ	(1)	2001-2004 LB7 Duramax - Tag SPEC VIDQ		☑	GM-4	(1)	1993-1994 6.5L		☑
DM6.6-VIDR	(1)	2001-2004 LB7 Duramax - Tag SPEC VIDR		☑	1040500	(1)	1995-2000 6.5L		☑
736554-9011-B	(1)	2004-2006 LLY Duramax		☑	GM-6	(1)	1991-2000 Van 6.5L		☑
759622-9002-B	(1)	2006-2007 LBZ Duramax		☑					
763333-9005-B	(1)	2007-2010 LMM		☑					
792129-9004-B	(1)	2011-2015 LML		☑					
785580-9004-B	(1)	2011-2015 LGH Cab & Chassis		☑					

NOTES: (1) Verify turbo number on vehicle before ordering
(5) Requires EFI Live or HP Tuner

CORE ☑ Refundable core charges apply



COMPETITION TURBOS

**3.0
SMOOTHBORE**

- 54675X
- 54725X-E
- 54765X-E
- 54805X-E
- 54865X
- 54885X-E
- 55885X-E
- 55945X-E

**2018
SMOOTH
BORES**

**2.6
SMOOTHBORE**

**BALLISTIC
COMPRESSOR**

**FMW
FORGED MILLED WHEEL
TECHNOLOGY**

RACE & COMPETITION TURBOS



\$400/\$500 TURBOCHARGERS



2.6/3.0/3.6 CLASS

Competition is in our blood and at BD innovation is fuelled by competition. We have developed and tested a wide range of ultra high performance race turbos for any build, engineered to give you the performance advantage.

Regardless of application or performance goals you get the optimum turbo for your build. These turbos incorporate BD's own compressor housing in either a straight outlet or close radius 90° outlet. BD compressor covers give you enhanced pressure ratio's and improved surge control with a Velocity Inducer. Contour machined compressor housings for many wheel options and can be machined to accommodate larger wheels as power levels grow.

Compressor wheels are available anywhere from 61mm - 94mm

- BD Compressor covers with enhanced pressure ratio and improved surge control with a Velocity Inducer.
- Optional V-band connection
- Pulling Class Inducers
- Turbo Wheel Speed Sensor Port options
- Ballistic Billet, FMW and HIP'd compressor wheels
- 270 & 360 degree 6-pad thrust bearings
- Assembly balancing
- Grooved axial bearings



TURBO BLANKETS



- Reduces under hood temperature increasing life of hoses, harnesses and coolant bottle
- Retains and normalizes internal turbine housing temperatures for lower spool times
- Custom fit for BorgWarner T3 S300 Wastegated, T4 S300/S400 & T6 S400/S500
- Also fits most similar size Garrett and Holset turbo applications
- Comes with stainless steel springs and built in retaining clips for a seamless install
- Stylized look with custom BD embroidery

1453521	T3 S300 Wastegated	All
1453522	T4 S300 / S400	All
1453523	T6 S400 / S500	All

COOL DOWN TIMER



- Prevent turbo damage during hot engine shutdown
- EGT, time and manual controlled shutdown
- Works with any K-Type EGT probe
- Compatible with most OEM vehicle security alarms
- Reduces DPF regeneration on 2008-up vehicles
- Dodge 2006-2017 kits come with factory plug-ins for easy installation

1081160	Cool Down Timer	See Chart
1081160-D1	2006-2009	Dodge
1081160-D2	2010-2012	Dodge
1081160-D3	2013-2018	Dodge
1081151	Exhaust Probe Kit	All

1081160 APPLICATIONS

Dodge	1994-2005	Cummins 5.9L
Ford	1994-2018	PowerStroke 7.3L/6.0L/6.4L/6.7L
Chevy	2001-2014	Duramax 6.6L

DODGE HY35 X-HOOK

- 1999-2002 Dodge trucks with the HY35 turbo
- Easy bolt-on installation
- Increases bottom end boost




X-HOOK FOR HY35 TURBOS

1045991	1999-2002 w/HY35 Turbo	Dodge
---------	------------------------	-------

TURBO BOOST CONTROLS

- Keeps the wastegate valve closed
- Prevents waste gate "creep"
- High temperature resistant Nomex diaphragm
- Heavier spring
- Turnbuckle for precise boost pressure settings




WASTEGATEKITS

1047150	1994-1998.5	Dodge
1047151	(122) 1999-2002 w/HX35 Turbo	Dodge
1047154	2003-2007	Dodge
1047160	2001-2004 LB7 Duramax	Chevy
1047170	(107) 1999.5-2003 7.3L PowerStroke	Ford


ELECTRONIC BOOST BUILDERS

- Get more performance out of your electronically controlled engine
- Installed in-line with the MAP sensor
- Increases available boost by intercepting the message to the ECM
- Prevents setting an over-boost trouble code
- Saves 50-80 horsepower



FORD POWERSTROKE 6.0L

1516000	2003-2007 6.0L	Ford
---------	----------------	------



CHEVY DURAMAX 6.6L

1515940	2001-2004 LB7	Chevy
---------	---------------	-------



DODGE CUMMINS 5.9L / 6.7L

ELECTRONIC BOOST BUILDERS

1515931	1998-2000 24-valve w/Round MAP	Dodge
1515932	2001 w/Oval MAP Plug	Dodge
1515933	2002 w/Flat MAP Plug	Dodge
1515935	2003-2004 305hp	Dodge
1515936	2004.5-2007 5.9L 325hp	Dodge
1515937	2007.5-2012 6.7L	Dodge

NOTES: (107) Will not work on early 1999 PowerStrokes (build date 03/21/99 and earlier)
 (122) 1999-2000 Auto Trans can have HX35 or HY35 turbo. HY35 can use 1045991 HY35 X-Hook

FORD POWERSTROKE 7.3L COMPRESSOR WHEEL

- Billet replacement compressor wheel for stock turbos
- Billet Milled 9-bladed extended tip wheel design
- Eliminates Compressor Surging
- Quicker Spooling
- Higher Boost Pressure
- Reduces EGT's
- Improves Fuel Economy
- Reduces Visible Emissions
- Higher flow



1999.5-2003 7.3L POWER STROKE

1047001 (3) Billet Ford

FORD POWERSTROKE 7.3L 1.0 A/R TURBINE HOUSING

- Upgrade from stock 0.84 A/R housing
- Increase performance by reducing back pressure
- Lower EGT's.



1999.5-2003 7.3L POWER STROKE

1047005 (3) Turbine Housing 1.0 A/R Ford

FORD POWERSTROKE 7.3L WHEEL - WASTE GATE - TURBINE HOUSING COMBO KITS



1999.5-2003 7.3L POWER STROKE

1047002 (3) Billet Wheel - Waste Gate Control Combo Kit Ford

1047003 (3) Billet Wheel - Waste Gate - 1.0 A/R Housing Ultra Kit Ford

FLANGE ADAPTERS



- Inexpensive alternative to replacing the manifold and allows for quicker changes back and forth from T4 to T3 turbos
- Large foot print T6 turbos can be bolted to a T4 manifold or Turbine Diverter Valve

1044111 T4-T6 Dual Volute

1044110 T4-T6 Single Volute

1044106 (108) (109)(110) T3-T4 Adapter Flange

BUILD YOUR OWN TWIN KIT ADAPTERS

- Hot-Pipe and Downpipe adapters to help build your own kit
- Designed for maximum flow
- High temperature capable high silicon ductile iron resists cracking and warping
- Precision Machined

1405440 Cobra Head S400 Downpipe Adapter

1405439 Cobra Hot Pipe Adapter S400 V-Band to T6

1405454 Hot Pipe Adapter S300SX-E to T6

1453502 Hot Pipe Adapter S300/S400 V-Band to T4



NOTES: (3) Ford OEM and Garrett Replacement Turbos only
(108) Due to the large variety of stock & aftermarket manifolds and turbos the installer may have to use different hardware than what is provided in kit

(109) It may be necessary to drill out threaded holes in manifold or turbo to allow a stud to pass through

(110) Cannot be used to adapt a T4 manifold down to a T3 turbo


S400 COMPRESSOR COVER FLANGE KITS



- Designed for BW S400 compressor covers
- Create secure, high pressure connections
- O-ring seal
- Solid mounting with V-band clamps
- Components also sold separately from kit

1405460	Compressor Cover Inlet
1405461	Compressor Cover Outlet

TURBO SPEED SENSOR ANALOG CONVERTER



- Frequency to Analog Voltage Adapter allows the user to display turbocharger wheel speed in the Edge EAS gauge system
- Many newer turbochargers (Borgwarner SX-E & Garrett GTX) have integrated speeds sensor ports already machined into the housings making installation simple and straightforward
- Used with Borgwarner speed sensor part # 179430 or Garrett Turbocharger Speed Sensor Pro Kit part # 781328-0002

1080580	All
---------	-----

FLEXIBLE TURBO OIL DRAINS

- Flexible stainless tubing
- Common oil drain mount for S300, S400, HX35, HX40, HX50 and many Garrett models
- Designed to slip into Cummins oil drain ports
- Ideal for performance single or compounded turbos installs



1453105	12-Inch
1453106	23-Inch

DODGE 1988-1993 16 CM TURBINE HOUSING

- 16 cm non-waste gated, dual throat housing
- Replaces the 18 cm and 21 cm housings
- Faster turbo spool-up
- Quicker throttle response
- Higher top end boost levels



1045911	1988-1993 5.9L	Dodge
---------	----------------	-------

TURBO GUARD

- Prevents thrust bearing wear caused by off throttle surges
- Prevents turbo damage by suddenly closed throttles while under load
- Protects stock or aftermarket turbos from surging and possible compressor wheel explosions
- Adjustable valve opening pressure
- Six different custom settings including valve opening pressure, activation sensitivity, clutch cancellation and more
- Universal applications come with Aluminum or Steel adapters, and, Red or Silver valve
- Older non-APPS or TPS vehicles such as 1994-1998 5-Speed 12-Valve Dodges require specific application



		RED VALVE	SILVER VALVE
Aluminum Adapter	All	1047250AR	1047250AS
Steel Adapter	All	1047250SR	1047250SS
1994-1998 5-Speed 12-valve	Dodge	1047251SR	1047251SS

WASTEGATE, EXHAUST - 45MM

- The highest pressure external wastegate of its kind in the world
- The Hyper-Gate45HP retains the compactness and lightness synonymous with Turbosmart wastegates with the added bonus of being capable of handling high boost pressures
- Factory set for 35psi but can use regulator (1045996-WGK) to increase setting



TS-0506-1202	UNIVERSAL
--------------	-----------

FORD 7.3L TURBO FEED UPPIPES



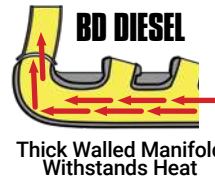
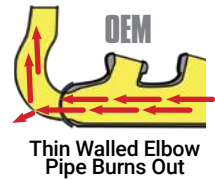
- Replaces factory exhaust feed system which is prone to leakage
- Prevents loss of turbo drive pressure and increased EGT's
- Crush donuts replaced with stainless steel gaskets for extended sealing life
- Maximizes transfer of heat energy to the turbo
- Less restrictive, internally shielded expansion bellows
- Reduces the chance for piping burn out
- High-silicon ductile iron Y-adapter

1043900 (107) 1999.5-2003 7.3L PowerStroke Ford

FORD 6.4L UPPIPES & MANIFOLDS KIT



- Exhaust manifolds with heavy walled elbow connections prevent burning out
- Holds in exhaust gas temperatures enhancing turbine pumping efficiency
- Manifolds coated to resist corrosion
- Pre-drilled for pyrometer probes
- Optimized to improve velocity and evacuate the cylinders
- 304 Stainless Steel mandrel bent feed pipes
- Comes with exhaust manifold gaskets, turbocharger pipe gaskets and A/C offset adapter to eliminate damaging the A/C hose



1041481 (81) 2008-2010 6.4L PowerStroke Ford

FORD 6.0L EXHAUST MANIFOLDS



- Heavy walled manifolds hold in exhaust gas temperatures to enhance turbine pumping efficiency
- Optimized runners to improve velocity and evacuate the cylinders
- Coated to resist corrosion
- Pre-drilled for pyrometer probes
- Replaces old rusted and leaking stock exhaust manifolds that normally require extensive cleaning and machine work to be recovered from warping and distortion

1041480 2003-2007 Ford

FORD 6.0L UPPIPES



- Ductile cast iron Y-pipe design is a perfect fit and eliminates leaks and weld failures
- Larger diameter 304 stainless steel uppipes includes internally shielded stainless steel expansion bellows
- V-band connections provide a flexible, easy aligning tight fit
- Stainless steel uppipe clamps included
- Maximizes your turbo response time and eliminates exhaust leaks

1043916 (78) 2003-2007 6.0L Ford
1043915 (78) 2003-2004 6.0L C/w Heat Shield Ford

NOTES: (78) UpPipes installation on 2003-2004 years requires the removal of OEM heat shield.
1043915 kit includes new style heat shield for owners whom wish to have one reinstalled.
(81) A/C tubing is disconnected during install
(107) Will not work on early 1999 PowerStrokes (build date 03/21/99 and earlier)

DURAMAX UPPIPES

- Stainless Steel cast connection points
- Heavy walled stainless tubing prevent hot exhaust gas and corrosive road salts from eating through the bends
- Larger inside diameter Stainless internally shielded heat expansion bellows
- Mandrel bends improve gas flow
- Better turbo response
- Lower EGTs


1043800	(61)	2001-2015	Chevy
1403802	(61)	2001-2015 Passenger Side Only	Chevy



DURAMAX FULL BORE EXHAUST MANIFOLD

- Replaces factory driver's side "pinched down" unit
- Restores exhaust flow and balances the V8 engine for smoother running
- Improves exhaust velocity to drive the turbocharger
- Improves power
- Lower EGT's
- High-silicon ductile iron
- Direct, bolt-in replacement
- Tapped to accept the most popular EGT probes

1041460	(71)	2001-2010 Duramax Exhaust Manifold	Chevy
---------	------	------------------------------------	-------



CUMMINS 5.9L MOTOR HOME & TRUCK MANIFOLDS

- High-silicon ductile iron
- Designed to withstand extreme temperatures and vibration
- Great for stock and performance installations
- Connection joints allows for expansion and contraction
- Prevents cracking or exhaust leaks
- Quicker turbo spool up
- Reduced back-pressure
- Increased power
- Kit includes hardware
- Gaskets are available separately.



CUMMINS MOTOR HOME & TRUCK 5.9L EXHAUST MANIFOLDS			OPTIONAL EXHAUST MANIFOLD GASKET KITS		
1045989	12-valve Motor Homes	Cummins	1045981	1988-1998 12-valve	Cummins
1045947	24-valve replaces Cummins # 3946036	Cummins	1045986	1998-2007 5.9L 24-valve	Cummins
1045987	Common Rail replaces Cummins # 3967995, 3943871 & 3943875	Cummins			

NOTES: (61) Aftermarket downpipe required - Some modification necessary
 (71) Gaskets sold separately

STOCK REPLACEMENT

DODGE 5.9L EXHAUST MANIFOLDS

- High-silicon ductile iron
- Designed to withstand extreme temperatures and vibration
- Great for stock and performance installations
- Connection joints allows for expansion and contraction
- Prevents cracking or exhaust leaks
- Quicker turbo spool up
- Reduced back-pressure
- Increased power
- Kit includes hardware
- Gaskets are available separately.

DODGE 5.9L EXHAUST MANIFOLDS

1045948	1988-1998 12-valve	Dodge
1045947	(12) 1998.5-2002 24-valve	Dodge
1045987	(13) 2003-2007 5.9L	Dodge

EXHAUST MANIFOLD GASKET KITS

1045981	1988-1998 12-valve	Dodge
1045986	1998.5-2007 5.9L 24-valve	Dodge

PULSE
RESONANCE TUNED



1988-2002 3-PC DESIGN **T3**



2003-2007 2-PC DESIGN **T3**

DODGE 6.7L EXHAUST MANIFOLDS

- 6.7L performance stock replacement manifold for use with the Holset HE351 Turbo
- Cast of high silicon ductile iron to withstand extreme temperature cycling caused during DPF regeneration and in high performance applications
- Larger porting design will handle any increase in power
- Thick walled casting and integral slip joint prevents cracking and exhaust leaks
- Experience quick spool times and low drive pressures with an overall increase in performance
- Pre-drilled for pyrometer probes
- Gaskets are available separately

DODGE 6.7L EXHAUST MANIFOLDS

1045965	2007.5-2018 OEM HE351 Mount	Dodge
---------	-----------------------------	-------

EXHAUST MANIFOLD GASKET KITS

1045992	2007.5-2018 - OEM Turbo Mount	Dodge
---------	-------------------------------	-------

FULLY EGR
COMPATIBLE



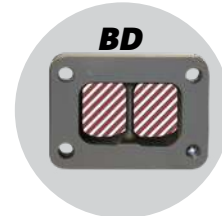
6.7
CUMMINS

STOCK HE351 MOUNT
OPEN THROAT OUTLET FLANGE
OUTPERFORMS THE STOCK MANIFOLD

OEM



BD



T4 REPLACEMENT PLUS

- Stock replacement manifolds with T4 flanges for replacing turbo with larger S300 or S400 units
- Turbo stays in same stock location

DODGE T4 EXHAUST MANIFOLDS

1045995-T4	1998.5-2002 5.9L	Dodge
1045987-T4	2003-2007 5.9L	Dodge
1045965-T4	2007.5-2018 6.7L	Dodge

EXHAUST MANIFOLD GASKET KITS

1045986-T4	1998.5-2018 T4 Flange	Dodge
1045992-T4	2007.5-2018 6.7L	Dodge

5.9
CUMMINS

6.7
CUMMINS



PULSE
RESONANCE TUNED

T4 (S300, S400, ETC) OUTLET
AVAILABLE WITH FULLY DIVIDED
PULSE MANIFOLD DESIGN

NOTES: (12) 1045947 can be used as a direct replacement for Cummins part number 3946036 used on pick-up engines.
(13) 1045987 can be used as a direct replacement for Cummins part numbers 3967995, 3943871 & 3943875 used on pick-up, motor homes, industrial and commercial engines.




DODGE 20° EXHAUST MANIFOLDS

- Larger runner size helps enhance flow through the manifolds
- No restriction throughout rpm
- Cast ports and runners match inlet gasket within 0.03"
- Center Mount can face down or up
- Optimum 20° flange helps mounting S400, S500 other larger turbochargers
- Heavy cast HiSi Ductile Iron retains heat energy
- High temperature black coated
- Drilled and tapped 1/8-NPT ports
- Thick walls allows for drilling/tapping of individual cylinder pyro ports
- Heat expansion joints prevents cracking
- Intended for installation with competition turbos
- Some modifications to vehicle/engine components will be necessary

20° EXHAUST MANIFOLDS		
1045995-T4	1998.5-2018 T4 Flange	Dodge
1045995-T6	1998.5-2018 T6 Flange	Dodge
EXHAUST MANIFOLD GASKET KITS		
1045986-T4	1998.5-2018 T4 Flange	Dodge
1045986-T6	1998.5-2018 T6 Flange	Dodge



CENTER MOUNTED TURBO FLANGE ANGLED AT 20°



DODGE T4/T6 WASTE GATED EXHAUST MANIFOLDS

- Better cylinder exhaust evacuation to keep EGTs down
- "Combustion Pulse" remains constant with the W/G valve closed
- Improves turbo response
- Machined for use with 45mm Hyper Gate or Turbo Smart
- Block off plate and clamp provided
- Port matched for T4 and T6 flanges
- Designed using Computational Fluid Dynamics for optimal flow

20° EXHAUST MANIFOLDS		
1045996-T4	1998.5-2018 T4 Flange	Dodge
1045996-T6	1998.5-2018 T6 Flange	Dodge
40° EXHAUST MANIFOLDS		
1045947-T4	1998.5-2018 T4 Flange	Dodge
EXHAUST MANIFOLD GASKET KITS		
1045986-T4	1998.5-2018 T4 Flange	Dodge
1045986-T6	1998.5-2018 T6 Flange	Dodge



CENTER MOUNTED TURBO FLANGE ANGLED AT 20° OR 40°



DODGE 6.7L X-FLOW INTAKE SYSTEM




ACCESS HOLE FOR 6TH BOLT

- Improve turbo response
- Reduces boost pressure drop/loss on the stock intake system
- 74% larger plenum
- 4 convenient ports for connecting to gauges, water methanol injection and other injection nozzles
- 4-inch inlet with new 3.5-inch intercooler connection pipe
- Includes adapting hoses, spring loaded clamps and flange gasket
- Reduces EGR carbon deposits that further increase restriction

1041560	(105)	2007.5-2009	Dodge
1041561	(105)	2010-2012	Dodge
1041566	(105)	2013-2018	Dodge

BOOT LOCK KIT




SWIVEL DESIGN & QUICK DISCONNECT

- Includes aluminum and steel threaded stand-offs to weld onto turbo, intercooler & pipes
- No welding required on some BD and BorgWarner turbos
- Includes brackets to secure the pipes & hoses in place
- Swivel design with 15° articulation compensates for difference in pipe sizes
- Quick disconnect allows for ease of changing intake components
- 1.50 inches of travel provides ease of adjustment
- Accommodates boots up to 5 inches in length

1045201	Boot Lock Kit
---------	---------------

OPEN GRID



RESTRICTIVE OEM 6.7L GRID

- Eliminates restrictive stock cold weather intake air heater grid
- 35% larger opening cools EGT's and improves turbo response
- For cold weather operation, optional Intake Heater available for use with BD 6.7L X-Flow Intake horns

6.7L INTAKE OPEN GRID			
1041564	(106)	2007.5-2018	Dodge

6.7L INTAKE HEATER			
1041563	(117)	2007.5-2018	Dodge

DODGE INTERCOOLER REPLACEMENT PIPE



- Replaces factory plastic intercooler intake pipes on 2006-2009 5.9L / 6.7L that are prone to cracking and bursting

1042590	2003-2007 5.9L	Dodge
1042595	2007-2009 6.7L	Dodge

X-FLOW POWER INTAKE ELBOWS

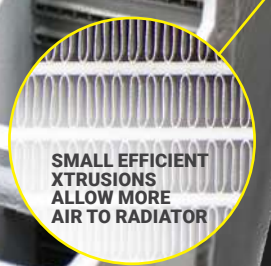
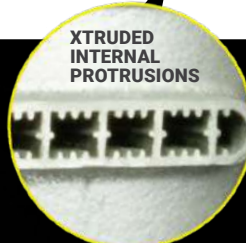
- Larger black powder coated plenum
- Increased available airflow
- Smooth radius turns to reduce turbulence and intake pressure losses
- Two convenient ports (one pre-tapped) make it easy to monitor boost and/or inject nitrous or other power adder

1041550	1998-2002 24-valve Ram	Dodge
1041555	2003-2007 5.9L Ram	Dodge
1041570	2003-2004 6.0L PowerStroke	Ford
1041577	2005-2007 6.0L PowerStroke	Ford
1090003	2008-2010 6.4L PowerStroke	Ford



NOTES: (105) Requires a tuner with an EGR Delete Function and 6.7L Exhaust Gas Blocker Kit
 (106) Requires a tuner that can turn off grid heater code
 (117) May require tuning to disable fault code P2609

XTRUDE COOLERS



XTRUDED CHARGE AIR COOLERS

- More power and better fuel economy, lower EGT
- 57% more cooling surface with 95% better heat dissipation
- Withstand over 130 PSI of Boost
- Larger passages provide more air cooling flow for the engine's radiator resulting in less fan clutch engagement
- High flow cast end tanks with balloon proof support struts
- The strongest most efficient cooler on the market

Part No.	Year	Model
1042520	1994-2002	Dodge
1042525	2003-2009 5.9L / 6.7L	Dodge
1042530	2010-2012 6.7L	Dodge
1042700	1999-2003 7.3L	Ford
1042710	2003-2007 6.0L	Ford
1042720	2007.5-2010 6.4L	Ford
1042600	2001-2005 Duramax	Chevy
1042610	2006-2010 Duramax	Chevy

	INLET	STOCK OUTLET	BD OUTLET
Turbo Boost (psig)	40.0	35.5	39.1
Temperature (°F)	400	149.4	129.6

Tested on a 2006 Dodge @ 100°F ambient temperature

INTAKE HOSES AND CLAMPS

- Each Hose is designed to meet 3x their working pressure
- Utilizing 4, 5 plies of DuPont Nomex / Aramid fiber
- Higher pressure applications have a Red Iron Oxide internal color
- Fluorosilicone elastomers and Fluorocarbon withstands oily residues
- Spring loaded 300 Series Stainless Steel band clamping force remains consistent through heat cycles
- Many specific kits for specific vehicles, turbochargers and intercoolers



Part No.	Year	Model
1045210	1994-2002	Dodge
1045215	2003-2007 5.9L	Dodge
1045216	2007.5-2009 6.7L	Dodge
1045217	2010-2012 6.7L	Dodge
1047030	1999-2003 7.3L	Ford
1047035	2003-2007 6.0L	Ford
1047034	2003-2007 6.0L c/w Intake Pipe	Ford
1047037	2008-2010 6.4L PowerStroke	Ford
1046275	2001-2004 LB7 Duramax	Chevy
1046276	2004.5-2005 LLY Duramax	Chevy
1046277 (124)	2006-2010 Duramax (Driver's Side)	Chevy

HAVE A SPECIAL APPLICATION OR NEED INDIVIDUAL CLAMPS?

HIGH TORQUE HOSE CLAMPS					
1405208	2.59"-2.94"	All	1405212	3.5"	All
1405209	2.75"	All	1405213	4"	All
1405211	3"	All			


NOTES: (124) Kit contains driver's side boots & clamps only

XTRUDED TRANSMISSION OIL COOLERS

- 22% more cooling over other designs
- 200 Micro Extruded passages
- Large surface area to transfer heat for external air flow cooling
- Turbulent oil flow design promotes a more complete cooling
- Large 5/8-inch ports prevents inlet/outlet restriction
- Furnace brazed rails have been tested to 300psi of pressure
- Thermostatically controlled 80-watt, 10-inch, 800 CFM electric fan
- 33,930 BTU/HR and in excess of 30,000 GVW!

1030606-5/16	(96)	5/16-inch Cooler Lines	Chevy Ford	1991-1999 1994-1997	4L80E E40D
1030606-3/8	(96)	3/8-inch Cooler Lines	Chevy Ford	1999-2000 1999-2003	4L80E 4R100
1030606-1/2	(96)	1/2-inch Cooler Lines	Dodge Ford	1994-2018 2003-2018	47RH, 47RE, 48RE, 68RFE 5R110
1030606-5/8	(96)	5/8-inch Cooler Lines	Chevy	2001-2018	Allison 1000
1300611	(96)	Cooler Assembly Only	All		

Micro Extruded
bar technology




Stream-Lined
external air
passages



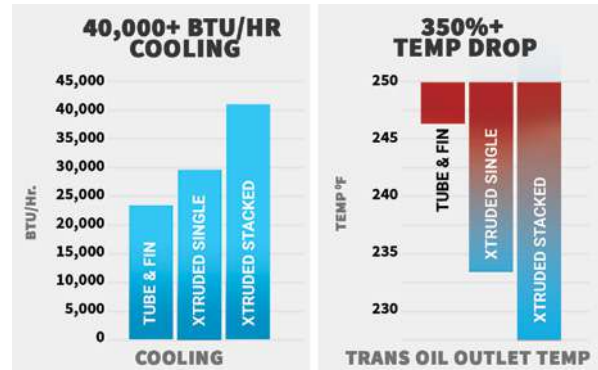
XTRUDED HEAVY DUTY "DOUBLE STACKED" TRANSMISSION OIL COOLERS

- Double stacked cores deliver over 40,000 BTU/HR of cooling
- Over 350% temperature drop versus the factory system
- 136% better temperature drop than XTRUDED single core kit

1030606-DS-12	(96)	1/2-inch Cooler Lines	Dodge Ford	1994-2018 2003-2018	47RH, 47RE, 48RE, 68RFE 5R110
1030606-DS-58	(96)	5/8-inch Cooler Lines	Chevy	2001-2018	Allison 1000
1300601-DS	(96)	Cooler Assembly Only	All		



Single and Double Stacked Kits come complete with all fittings, clamps, hoses, hardware and a Build-It-Yourself galvanized bracket kit for quicker and cleaner installation – no wasting time fabricating brackets out of scrap metal. The pre-wired loomed harness with fuse and relay comes with plug-in connectors.



Testing Operating Conditions
Inlet Oil Temperature - 250°F
Oil Flow 7.8 GPM
Air Flow 500 CFM @ 110°F 35% Humidity

UNIVERSAL TRANSMISSION COOLER FAN KIT

- Use as pusher (default) or puller
- 10-inch diameter
- 800 CFM flow
- 80-watt electric motor
- Universal mounting kit

1030607	Electric Fan Kit	All
---------	------------------	-----



NOTES: (96) Intended to be used in conjunction with factory transmission coolers and not as stand-alone units

FULL FLOW TRANSMISSION OIL FILTERS

- Removes clutch material and metal particles from the transmission oil
- Adds oil capacity
- Reduces transmission oil temperature
- Kit Includes heavy duty hoses, fittings and brackets

1064017	1994-2007 5.9L	Dodge
1064012	1994-1997 E40D	Ford
1064013	1999-2003 4R100	Ford
1064018	2008-2010 5R110	Ford



DIFF COVERS

- Engineered cover design keeps oil on the gears
- Deflects oil back onto the ring gear and into the pinion gear for cooler longer life
- Extra capacity sump located at bottom for gears to pick up oil
- Internal and external cooling fins
- Stainless steel allen head cap bolts, fill plug
- Magnetic drain plug
- Gasketless cover has integral re-usable Viton O-Ring


REAR DIFFERENTIAL		
1061835	1981-1993 2500/3500 DANA 70 1994-2002 2500 Auto DANA70	Dodge
1061825	2003-2018 AA14-11.5 2001-2018 AA14-11.5	Dodge Chevy
1061825-RCS	2013-2018 2500 AAM 14-bolt w/RCS	Dodge
1061830	1989-2016 AA 12-10.25/10.5 Single Rear Wheel	Ford

FRONT DIFFERENTIAL		
1061826	2003-2013 2500 2003-2012 3500	AA14-11.5/ AA14-9.25-A Dodge

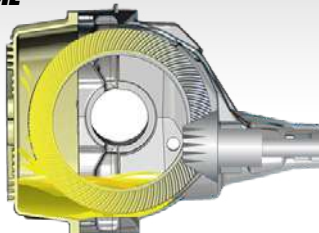
FRONT & REAR DIFFERENTIAL COMBO PACK		
1061827	2003-2013 2500 2003-2012 3500	AA14-11.5/ AA14-9.25-A Dodge



**ENGINEERED COVER
DESIGN KEEPS OIL
ON THE
GEARS**



BD DIESEL



COMPETITOR

HEAVY DUTY TRANSMISSION OIL PANS

- High volumes of cool oil equate to long transmission life
- Pans increase oil capacity
- Aluminum construction and heat-dissipating fins keep temperature down
- Increased rigidity prevents case twisting
- Kit includes a magnetic drain plug and temperature sending unit port

1061501	1989-2007 5.9L 727/518/47RE/47RH/48RE	adds 2 qt	Dodge
1061525 (125)	2008-2018 6.7L 68RFE 2001-2011 545RFE	adds 4.5 qt	Dodge / Jeep
1061716	1989-2010 E4OD/4R100/5R110	adds 6 qt	Ford
1061720	2011-2019 6R140	adds 6 qt	Ford
1061650	2001-2018 Allison 1000	adds 3.5 qt	Chevy

545RFE APPLICATIONS	
Dodge Ram 1500 HEMI 2002-2005	
Dodge Ram 1500 4.7L 2002-2011	
Dodge Dakota 4.7L 2000-2004	
Dodge Durango 4.7L 2000-2003	
Jeep Grand Cherokee 4.7L 2000-2004	



COOL COVERS

- Made from cast aluminum
- Black powder coated with machined fin tops for a clean look
- Replaces the OEM valve covers to add a little more detail to your engine
- Covers come with new gaskets and are sold separately or in a set of six

1061800	(46)	1988-1998 12-valve - Single	Dodge
1061800-6	(46)	1988-1998 12-valve - Set of 6	Dodge



NOTES: (46) Heads with aftermarket studs that OEM cover covers will not fit will require grinding of Cool Cover
(125) Will fit most 545RFE transmissions with HEMI and 4.7L engines where exhaust crossover pipe, frame cross member or catalytic converter do not interfere. Consult 545RFE list for applications that will most likely fit.

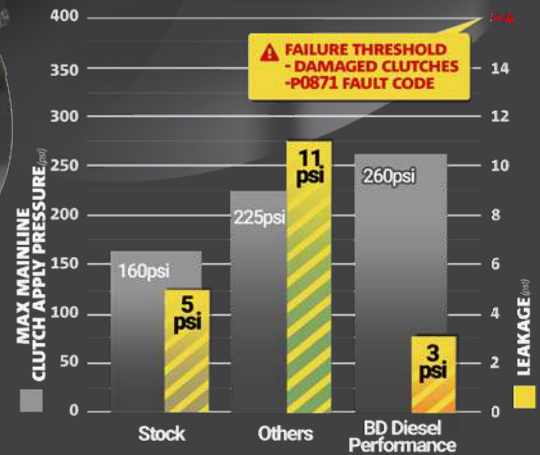

68RFE MATCHED PACKAGE

TRANSMISSION + CONVERTER



EXCLUSIVE VALVE BODY GASKETS MAKE THE DIFFERENCE

Featuring BD Diesel's industry leading and exclusive custom Valve Body separator plate gaskets, which substantially reduce cross leaks, even when compared to stock and other applications with much higher line pressures.



68RFE & TRIPLE TORQUE FORCE CONVERTER

BD's 68RFE uses industry leading exclusive custom valve body separator plate gaskets which substantially reduce cross leaks compared to stock and other applications, even with much higher line pressures. Hard anodized valve body and new solenoid pack installed in every unit. Heavy duty cam & roller design, low reverse, one way clutch and new 4C billet spring retainer. Steel girdle added to the 2C piston and durable QT100 pressure plates allow for increased clutch counts. These hold higher torque levels, with reduced deflection and distortion within the clutch drum. BD deep sump oil pan adds extra fluid and cooling capacity, while reducing case flex.

Includes BD's own Triple Torque Force converter that is dyno'd together and tested for optimum performance for a 68RFE matched package!

PERFORMANCE PACKAGE			
2WD	4WD		CORE
1064262SM	1064264SM	(93) 2007-2018 6.7L 68RFE C/W MULTI DISC CONVERTER	<input checked="" type="checkbox"/>

PERFORMANCE PLUS PACKAGE			
2WD	4WD		CORE
1064262BM	1064264BM	(93) 2007-2018 6.7L 68RFE C/W BILLET INPUT & MULTI-DISC CONVERTER	<input checked="" type="checkbox"/>

NOTES: (93) BD torque converter must be installed at the time of installation of the transmission - use of a 3rd party or OE converter will invalidate the transmission warranty

- Refundable core charges apply.

PROTECT68 PRESSURE CONTROL MODULE

Dynamically adjusts hydraulic apply pressures up to 250psi based on turbo boost/engine load, and, ramps up with a much larger sweep



DODGE PERFORMANCE TRANSMISSIONS & TORQUE CONVERTER PACKAGE



- Performance Torque Converter and Transmission dyno together
- Revised oil circuits
- Roller bearings throughout
- Handles up to 300% more power and torque than the stock transmission
- Most applications come bundled with Full Flow Transmission Filter kit
- Increase the durability of your drivetrain
- Extra clutches and stronger internals
- Comes with BD's heavy duty transmission pan
- Not warranted for Race or Sled Pull use



NEW
AVAILABLE WITH TAPSHIFTER KIT
»» DETAILS PG 33

2WD	4WD	C/W PERFORMANCE CONVERTER	CORE
1030310SS (93)	1030311SS (93)	1991-1993 518	☑
1064152SS (93)	1064154SS (93)	1994-1995 47RH	☑
1064162SS (59)(93)		1996-1997 47RE 2wd	☑
	1064164SS (93)	1996-1998 47RE 4wd 12-valve	☑
1064172SS (59)(93)		1997-1999 47RE 2wd	☑
	1064174SS (93)	1998-1999 47RE 4wd 24-valve	☑
1064182SS (93)	1064184SS (93)	2000-2002 47RE	☑
1064192SS (93)	1064194SS (93)	2003-2004 48RE	☑
1064232SS (93)	1064234SS (93)	2004.5-2007 5.9L 48RE w/TVV Stepper Motor	☑

DODGE PERFORMANCE PLUS TRANSMISSIONS & TORQUE CONVERTER PACKAGE

- Multi-Disc Torque Converter and Transmission dyno together
- Performance Transmission but with the added touch of a Billet Input Shaft to take the "snap" from rapid throttle and high horsepower
- Not warranted for Race or Sled Pull use



2WD	4WD	C/W BILLET INPUT & MULTI-DISC CONV	CORE
1064152BM (93)	1064154BM (93)	1994-1995 47RH	☑
1064162BM (59)(93)		1996-1997 47RE 2wd	☑
	1064164BM (93)	1996-1998 47RE 4wd 12-valve	☑
1064172BM (59)(93)		1997-1999 47RE 2wd	☑
	1064174BM (93)	1998-1999 47RE 4wd 24-valve	☑
1064182BM (93)	1064184BM (93)	2000-2002 47RE	☑
1064192BM (93)	1064194BM (93)	2003-2004 48RE	☑
1064232BM (93)	1064234BM (93)	2004.5-2007 5.9L 48RE w/TVV Stepper Motor	☑

Complete the Package

Why not include BD's Flex-Plate with your transmission and torque converter install. Makes for a complete package!



Heavy Duty Deep Sump Included

Each transmission is dyno tested and comes with BD's Heavy Duty Deep Sump aluminum transmission pan to add strength to the case preventing flexing and internal oil leakage.



DODGE TRACK MASTER SERIES

- Competition series built to take extreme horsepower and torque
- "Big" fine spline billet input shaft, 0.125 thicker than stock with hardened billet hub
- Billet steal direct drum
- Billet turbine hub
- Billet accumulator
- Billet front servo
- Billet band anchor
- One piece servo/cover
- Oversized stator support
- Rigid one piece band
- Racer red forward/direct frictions
- Kolene forward/direct steals
- Auxiliary filter kit
- Heavy duty pan




- ☑ **FULL BILLET**
- ☑ **FULL ROLLER BEARING**

	CORE
1065154F (93)(94)	1994-1995 47RH 4wd ☑
1065164F (93)(94)	1996-1998 47RE 4wd 12-valve ☑
1065174F (93)(94)	1998-1999 47RE 4wd 24-valve ☑
1065184F (93)(94)	2000-2002 47RE 4wd ☑
1065194F (93)(94)	2003-2004 48RE 4wd ☑
1065234F (93)(94)	2004.5-2007 5.9L 48RE 4wd w/TVV Stepper Motor ☑

Options:

- Full manual valve body
- Phat output 29-spline shaft

NOTES: (59) 1997 2wd with speed sensor & speedo head use 1064162F or 1064162BF, if just a speed sensor then 1064172F or 1064172BF
 (93) BD torque converter must be installed at the time of installation of the transmission
 - use of a 3rd party or OE converter will invalidate the transmission warranty
 (94) "Big" fine spline converter required
 ☑ - Refundable core charges apply.




FORD PERFORMANCE TRANSMISSION & TORQUE CONVERTER PACKAGE

- Multi-Disc Torque Converter and Transmission dyno together
- Increase the durability of your drivetrain
- Revised oil circuits
- Roller bearings throughout
- Extra clutches and stronger internals
- Comes with BD's heavy duty transmission pan
- Most applications come bundled with Full Flow Transmission Filter kit
- Not warranted for Race or Sled Pull use

DESIGNED FOR STREET & TOWING

2WD	4WD	C/W MULTI DISC CONVERTER	CORE
1064422SM	1064424SM	(18)(93) 1995-1997 E40D	☑
1064442SM	1064444SM	(18)(19)(20)(93) 1999-2003 4R100	☑
1064462SM	1064464SM	(18)(93) 2003-2004 5R110	☑
1064482SM	1064484SM	(18)(93) 2005-2007 5R110	☑
1064492SM	1064494SM	(18)(93) 2008-2010 5R110	☑



CHEVY PERFORMANCE TRANSMISSION & TORQUE CONVERTER PACKAGE

- Performance Torque Converter or Multi-Disc Torque Converter dyno together with Transmission
- Increase the durability of your drivetrain
- Revised oil circuits
- Roller bearings throughout
- Extra clutches and stronger internals
- Comes with BD's heavy duty transmission pan
- Not warranted for Race or Sled Pull use

2WD	4WD	C/W MULTI DISC CONVERTER	CORE
1064702SS	1064704SS	(93) 2001-2004 LB7	☑
1064722SS	1064724SS	(93) 2004.5-2006 LLY	☑
1064732SS	1064734SS	(93) 2006-2007 LBZ	☑
1064742SS	1064744SS	(93) 2007-2010 LMM	☑
	1064754SS	(93) 201-2016 LML c/w Pressure Controller	☑

2WD	4WD	C/W BILLER INPUT & MULTI DISC CONV	CORE
1064702BM	1064704BM	(93) 2001-2004 LB7	☑
1064722BM	1064724BM	(93) 2004.5-2006 LLY	☑
1064732BM	1064734BM	(93) 2006-2007 LBZ	☑
1064742BM	1064744BM	(93) 2007-2010 LMM	☑
	1064754BM	(93) 201-2016 LML c/w Pressure Controller	☑

BILLET SHAFTS

- Increase the durability of your transmission
- 300M and 300 Maragingshaft material
- Designed for the shock from high horsepower and heavy loads
- Dodge applications listed below – Ford and Chevy applications also available

1600115	1994-2007 Input 300 Maraging	Dodge
1600107	1994-2007 Input PHAT	Dodge
1600116	1996-2007 Output 300M	Dodge
1600117	1994-2007 Intermediate 300M	Dodge
1600149	1999-2010 Input	Ford



68RFE ONE WAY CLUTCH/SPRAG

- Heavy duty cam & roller design low reverse one way clutch
- Replace the weak and failure prone 1st gear Low reverse sprag.

1060603	2007.5-2018 6.7L	Dodge
---------	------------------	-------



NOTES: (18) Add "PTO" to part number for PTO provision (i.e. 1064444FPTO or 1064444FPTOLR)
 (19) Add "LR" for 4.88 rear end ratio or lower (i.e. 1064444FLR or 1064444FPTOLR)
 (20) 2wd 4R100 vehicles with attached driveline brake assembly requires 4wd model
 (93) BD torque converter must be installed at the time of installation of the transmission
 - use of a 3rd party or OE converter will invalidate the transmission warranty
 ☑ - Refundable core charges apply.

TRANSMISSION BUILD-IT KITS



- Same parts used in our own performance transmissions
- All kits include the basic rebuild parts and gaskets
- From stock HP up to our Stage 4 Master Kit
- BD Heavy Duty Transmission Pan included in some kits

CHECK OUT OUR WEBSITE FOR APPLICATION LISTINGS AND BREAKDOWN OF KITS

DODGE BUILD-IT KITS

1062001	(21) (22) (55)	1994-2002 47RH/RE Stage 1 Stock HP Kit	Dodge
1062002	(21) (22) (55)	1994-2002 47RH/RE Stage 2 Intermediate Kit	Dodge
1062003	(21) (22) (55)	1994-2002 47RH/RE Stage 3 Heavy Duty Kit	Dodge
1062004	(21) (22) (55)	1994-2002 47RH/RE Stage 4 Master Rebuild Kit	Dodge
1062011	(21) (22) (55)	2003-2007 48RE Stage 1 Stock HP Kit	Dodge
1062012	(21) (22) (55)	2003-2007 48RE Stage 2 Intermediate Kit	Dodge
1062013	(21) (22) (55)	2003-2007 48RE Stage 3 Heavy Duty Kit	Dodge
1062014	(21) (22) (55)	2003-2007 48RE Stage 4 Master Rebuild Kit	Dodge
1062023	(21) (112)	2007.5-2018 68RFE Stage 3 Performance Kit	Dodge
1062025	(21)	2007.5-2018 68RFE Stage 4 Master Kit c/w ProTect 68	Dodge

FORD BUILD-IT KITS

1062104-2	(21) (22)	1990-1994 E40D Stage 4 Master Rebuild Kit 2wd	Ford
1062104-4	(21) (22)	1990-1994 E40D Stage 4 Master Rebuild Kit 4wd	Ford
1062114-2	(21) (22)	1995-1997 E40D Stage 4 Master Rebuild Kit 2wd	Ford
1062114-4	(21) (22)	1995-1997 E40D Stage 4 Master Rebuild Kit 4wd	Ford
1062121	(21) (22)	1999-2003 4R100 Stage 1 Stock HP Kit	Ford
1062124-2	(21) (22)	1999-2003 4R100 Stage 4 Master Rebuild Kit 2wd	Ford
1062124-4	(21) (22)	1999-2003 4R100 Stage 4 Master Rebuild Kit 4wd	Ford
1062131	(21)	2003-2004 5R110 Stage 1 Stock HP Kit	Ford
1062134	(21)	2003-2004 5R110 Stage 4 Master Rebuild Kit	Ford
1062141	(21)	2005-2010 5R110 Stage 1 Stock HP Kit	Ford
1062144	(21)	2005-2010 5R110 Stage 4 Master Rebuild Kit	Ford

FORD SHIFT KITS

1600415	1989-1994 E40D Reprogramming Shift Kit	Ford
1600410	1999-2003 4R100 Tugger Shift Kit	Ford
1600411	1999-2003 4R100 On/Off Lock-up Kit	Ford

CHEVY BUILD-IT KITS

1062204	(21)	2000-2004 LB7 Allison Stage 4 Master Rebuild Kit	Chevy
1062214	(21)	2004-2006 LLY Allison Stage 4 Master Rebuild Kit	Chevy
1062224	(21)	2006-2010 LBZ/LMM 6spd Allison Stage 4 Master Rebuild Kit	Chevy
1062226	(21)	2011-2016 LML Allison Stage 3	Chevy
1062227	(21)	2011-2016 LML Stage 4 c/w Pressure Controller	Chevy

CHEVY SHIFT KITS

1604720	2001-2005 5-speed	Chevy
1604721	2006-2008 6-speed	Chevy

68RFE BIG STACK KITS **NEW**

2007.5-2018 DODGE 6.7L

Overdrive Shaft, Reaction Plates & Drum Kit

- Increased 68RFE Overdrive hold capacity to you next 68RFE rebuild kit!
- Big stack overdrive shaft, reaction plates, and large input drum
- Large input drum apply area to increase torque holding by a further 16%
- 54% increased torque holding capacity
- 16 Overdrive friction surfaces
- Billet QT100 Reaction plates
- Billet machined Overdrive shaft spline
- 33% more steel mass for better heat absorption
- Raybestos clutches B29308L / B29309L are required (included in BD Build-It kits)

1062036 Overdrive Shaft, Reaction Plates & Drum Kit



Overdrive Shaft & Reaction Plates Kit


- 16 Overdrive friction surfaces
- 33% increased torque holding capacity
- Billet QT100 Reaction plates
- Billet machined Overdrive shaft spline
- 33% more steel mass for better heat absorption
- Raybestos clutches B29308L / B29309L are required (included in BD Build-It kits)

1062035 Overdrive Shaft & Reaction Plates Kit



NOW IN EVERY BD BUILT 68RFE!

MORE CLUTCHES



NOTES: (21) Recommend Option - BD Heavy Duty Transmission Pan
 (22) Suggested option - BD Valve Body
 (55) Recommended Option for 2000-2007 Dodge - 1060602 Pressure Transducer or 1060605 Electronics Upgrade Kit
 (112) Tuner or module is required to increase transmission pump pressures

2003-2007 DODGE CUMMINS 48RE

HI5 RACE READY TORQUE CONVERTER

TORQUE CONVERTERS

HI5 RACE READY TORQUE CONVERTER

- Torque Converter can be disassembled for maintenance, allows unit to be rebuilt between races!
- Tested to withstand 3480 ft-lbs of torque
- Fits with stock bellhousing (spacer supplied)
- 5 large diameter frictional surfaces
- Ability to switch stator/stall speeds
- Self-centering teeth design increases contact decreases wear and chatter
- Can be ordered with 12 bolt flexplate
- Race proven!


1071260	1994-2007 47RE/8RE HI5 High Stall Rebuildable TC
1071261	1994-2007 47RE/8RE HI5 Big Shaft High Stall Rebuildable TC
1071262	1994-2007 47RE/8RE HI5 Enhanced Stall Rebuildable TC
1041212	1994-2007 47RE/8RE HI5 Flexplate

REBUILDABLE! SAVE TIME & MONEY

HI5 TORQUE CONVERTER REBUILD KIT

- Everything you need to refresh your HI5 torque converter for another run
- Includes clutch plates, o-ring, assembly bolts and flex plate bolts

1071269	HI5 Torque Converter Rebuild Kit
---------	----------------------------------



TRIPLE TORQUE FORCE CONVERTERS

- Reduced overall weight by 12lbs compared to competitors
- Riveting process ensures alignment & eliminates vibration or embrittlement from welding
- Self-centering teeth design increases contact decreases wear and chatter
- Trapezoid teeth design
- Engineered tighter tolerances
- Machined pistons
- HD springs absorb shock of engagement
- Stamp forged 1-piece cover
- Eliminates warpage from clutch heat
- Taller cover can be rebuilt more often
- Thrust bearings - not plastic thrust washers
- Cast stator designs maximizes torque
- New sprag components ensure long term durability
- Furnaced brazed fins reduces internal leakage for improved fluid coupling efficiency



REGULAR COARSE SPLINE & BIG FINE SPLINE INPUT OPTIONS



DODGE TRIPLE TORQUE FORCE CONVERTERS				CORE	DODGE BIG SPLINE TRIPLE TORQUE FORCE CONVERTERS				CORE
1071217X	(24) (25)	1994-2007 48RE	Enhanced Stall	☑	1071218X	(24) (26)	1994-2007 47RE/47RH/48RE	Enhanced Stall	☑
1071217LX	(24) (25)	1994-2007 48RE	Low Stall	☑	1071218LX	(24) (26)	1994-2007 47RE/47RH/48RE	Low Stall	☑
1071217X-HS	(24) (25)	1994-2007 48RE	High Stall	☑	1071218X-HS	(24) (26)	1994-2007 47RE/47RH/48RE	High Stall	☑
1071220X	(24) (25)	2007.5-2018 68RFE	Enhanced Stall	☑					
1071220LX	(24) (25)	2007.5-2018 68RFE	Low Stall	☑					
					CHEVY TORQUE FORCE CONVERTERS				CORE
					1071240	(24)	2001-2016 Allison 1000 -	Enhanced Stall	☑
					1071241	(24)	2001-2016 Allison 1000 -	Low Stall	☑



PERFORMANCE & TOWING CONVERTERS

- Torque multiplying cast aluminum stators
- Lower rpm response than the stock converter
- More efficient operation
- Less heat and better fuel economy.
- Stamp-forged steel front cover
- Furnace-brazed fins
- Up to triple the amount of lock-up clutch material



DODGE PERFORMANCE CONVERTERS			CORE	FORD PERFORMANCE CONVERTERS			CORE	CHEVY PERFORMANCE CONVERTERS			CORE
1060210X		1988-1993 727/518	☑	1030220	1983-1989 C6 6.9L/7.3L	IDI	☑	1030226	1989-2000 4L80E 6.2L/6.5L		☑
1070217X	(24)	1994-2007 48RE	Enhanced Stall	☑	1030225	1990-1994 E4OD 4-Stud	☑	1030230	2001-2010 Allison 1000		☑
1070217LX	(24)	1994-2007 48RE	Low Stall	☑	1030223	1995-2003 4R100 7.3L	☑				
1070217X-HS	(24)	1994-2007 48RE	High Stall	☑	1030227	2003-2007 5R110 6.0L	☑				
					1030229	2008-2010 5R110 6.4L	☑				
					1030222	2008-2010 5R110 6.4L Multi-Disc	☑				
								CUMMINS 5.9L MOTOR HOME CONVERTER			CORE
								1060200X	Allison A540/A542/A545		☑

NOTES: (24) Enhanced Stall - Street or Towing Applications
 Low Stall - Street w/Low Rear End Ratio/Stock Tires
 High Stall - Race/Drag/Sled applications only
 (25) Billet Input Shaft recommended with install of Triple Torque Force Converters
 (26) Transmission must have Big Fine Spline input shaft
 ☑ - Refundable core charges apply.

TRANSMISSION PRESSURE CONTROLS

**ANTI-SHUTTLE TECHNOLOGY WITH HIGHER PRESSURES
NOW BUILT INTO ALL DODGE VALVE BODIES!**

VALVE BODIES

- Modified, tuned and tested to provide optimum performance
- Dodge valve bodies have larger oil ports and first/second gear lock-up ability
- Allison valve bodies have new trim valves which increase clutch apply pressure
- Revised valve design and New springs
- Improved shift quality
- Increased clutch holding capacity
- Extended transmission life

DODGE FULL MANUAL VALVE BODIES

- Full Manual control of gear selection
- Lock-up available in all forward gears

ALLISON VALVE BODY



DODGE VALVE BODY



FORD ACCUMULATOR BODY



DODGE VALVE BODIES				CORE
1030410 (27)	1991-1993 518	Dodge		☑
1030415	1994-1995 47RH	Dodge		☑
1030416	1996-1998 12-Valve 47RE	Dodge		☑
1030418 (55)	1998-2003 24-Valve 47RE	Dodge		☑
1030423 (55)	2003-2007 48RE	Dodge		☑

C/W ELECTRONICS				CORE
1030416E (126)	1996-1998 12-Valve 47RE	Dodge		☑
1030418E (127)	1998-2003 24-Valve 47RE	Dodge		☑
1030423E (127)	2003-2007 48RE	Dodge		☑

DODGE FULL MANUAL				CORE
1030415-FM	1994-1995 47RH	Dodge		☑
1030418-FM	1996-2003 47RE	Dodge		☑
1030423-FM	2003-2007 48RE	Dodge		☑

CHEVY & FORD VALVE BODIES				CORE
1030470	2001-2004 LB7 Engine	Chevy		☑
1030471	2004-2006 LLY Engine	Chevy		☑
1030472	2006-2010 LBZ/LMM Engine	Chevy		☑
1060442	1988-2003 4R100/E40D 2wd	Ford		☑
1060444	1988-2003 4R100/E40D 4wd	Ford		☑

ALLISON PRESSURE CONTROLLER **NEW**

- 25% to 115% more theoretical holding power
- Built in 275psi line pressure booster activates over 15psi of turbo boost
- Does not create parasitic load or extra heat when inactive
- Does not cause clunky or unusual shifts due to dynamic activation



1031315	Pressure Controller 2011-2016 6.6L	Chevy
---------	------------------------------------	-------

ALLISON PRESSURE CONTROLLER & LOCKUP **NEW**

- Built in 275psi line pressure booster activates over 15psi of turbo boost
- Three automatic torque converter lockup modes that engage based upon turbo boost
- Enables Torque Converter lockup in 2nd gear, 3rd gear or based on vehicle speed
- Manual lockup switch included



1031312	Lock-up Pressure Controller 2011-2015.5 6.6L	Chevy
---------	--	-------

6R140 PRESSURE ENHANCER **NEW** 2011-2018 FORD 6.7L

- Will not conflict with existing transmission tuning.
- Delivers up to 320 PSI of apply pressure
- Prevents clutch slippage
- Increased durability due to higher clutch holding capacity
- Fast and simple installation
- No tuning required

79% INCREASE IN HOLDING POWER



1030385	2011-2018 48RFE	Ford
---------	-----------------	------

DODGE 48RE PRESSURE CONTROLLER

- Prevents shudder and slippage
- Increases mainline pressure by mimicking higher throttle positions
- Prevents mid-range convertor shutter and clutch/band slippage
- Ramps towards stock pressures as the pedal gets closer to full throttle
- Reduces shift flare and gear hunting
- Easily plugs in-line with factory sealed connectors
- Excellent for vehicles with performance modules!

1030348	2005-2007 48RFE	Dodge
---------	-----------------	-------



3 DIFFERENT LEVELS

NOTES: (27) Core Required for Rebuild
(55) Recommended Option for 2000-2007 Dodge - 1060602 Pressure Transducer or 1060605 Electronics Upgrade Kit



PROTECT68 PRESSURE CONTROLLER

- 56% more theoretical holding power
- Custom valve body separator plate with gaskets increases line pressure while stopping internal cross leaks
- Pressure Control module delivers up to 250 PSI clutch apply pressure
- Dynamically adjusts hydraulic apply pressures based on turbo boost/engine load
- Dynamic control ramps up the much larger sweep
- Prevent clutch slippage
- Installation takes 2-to-3 hours
- No full transmission relearn required - quick relearn suggested
- A "fresh" stock transmission will have the ability to handle up to 400hp-450hp


1030362	2007.5-2018 6.7L 68RFE	Dodge
1030369	Module Only Kit	Dodge



PROTECT68 GASKET PLATE KIT

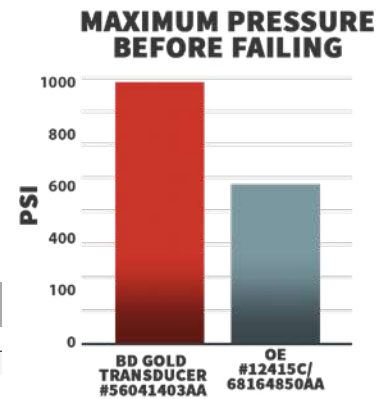
- Ideal for use with EFI Live, HP Tuners or H&S transmission pressure tuning.
- Custom BD valve body separator plate
- enables the transmission to make up to 250psi line pressure.
- Exclusive BD separator plate gaskets eliminate cross leaks and eliminate P0871 codes.
- Kit includes separator plate, valve body gaskets, pan gasket, 3 doughnut seals and a check ball.
- This kit requires custom transmission tuning or an additional module to command higher line pressure.

1030373	2007.5-2018 6.7L 68RFE	Dodge
---------	------------------------	-------



DODGE PRESSURE TRANSDUCER UPGRADE KIT 48RE/47RE/46RE/44RE/42RE GAS & DIESEL

- Replaces the O.E. intermittent malfunctioning plastic transducer with more rugged, reliable and durable metal unit
- Can handle higher transmission line pressures without failure
- Kit includes electronic adapter to prevent over pressure codes
- Built-in temperature sensor for improved reliability



2000-2007 47RE / 48RE / 46RE / 44RE / 42RE DIESEL/GAS TRANSMISSIONS		
1060602	Complete Kit	Dodge
1600365 (53)	Transducer Adapter Only	Dodge

DODGE 47RE/48RE VALVE BODY ELECTRONICS UPGRADE KIT

- Includes Pressure Transducer Upgrade Kit
- Reliable Heavy Duty BorgWarner governor pressure solenoid
- Prevents wild oscillations
- Prevents debris accumulation

1060605	2000-2007 47RE/48RE	Dodge
---------	---------------------	-------



DODGE 68RFE PRESSURELOC

- Progressive pressure increase gives smooth engagements with lower load on the pump at idle
- Achieve shorter shifts and increased torque capacity without creating low-speed harshness
- Improved clutch holding capacity for increased durability
- Delivers 10 psi increase at lower pressure range and 25 psi increase at higher pressure ranges
- Advance control integrated chip eliminates the occasional error code caused by resistor based devices
- Easy to install in-line plug module

1030368-V2	2008-2018 68RFE	Dodge
------------	-----------------	-------



NOTES: (53) Electronic adapter only – requires 56041403AA transducer



DODGE TAPSHIFTER WITH VALVE BODY
DODGE 48RE 2003-2007

NEW

- Access all 4 gears with a tap of your finger
- Control lock-up clutch for pulling or dyno testing
- Overdrive control for in town or towing
- New OE 6.7L style shift lever
- Mini gear selection display
- Full manual mode acts like a manual valvebody
- Can now tow with a big single turbocharger

**WORKS WITH
FACTORY
COMPUTER**

CORE			
1031382	2003-2007 48RE	Dodge	<input checked="" type="checkbox"/>



DODGE TRANSMISSION KIT WITH TAPSHIFTER

NEW

- Access all 4 gears with a tap of your finger
- Control lock-up clutch for pulling or dyno testing
- Overdrive control for in town or towing
- New OE 6.7L style shift lever
- Mini gear selection display
- Full manual mode acts like a manual valvebody
- Can now tow with a big single turbocharger

CORE			
1064234FT	(93)	2005-2007 48RE 4wd w/TVV Stepper Motor	Dodge <input checked="" type="checkbox"/>
1064234BFT	(93)	2005-2007 48RE 4wd w/TVV Stepper Motor & Billet Input	Dodge <input checked="" type="checkbox"/>
1064194FT	(93)	2003-2004 48RE 4wd	Dodge <input checked="" type="checkbox"/>
1064194BFT	(93)	2003-2004 48RE 4wd & Billet Input	Dodge <input checked="" type="checkbox"/>

FORD 6.0L/6.4L TAPSHIFTER

- Access all 5 gears with a tap of your finger
- Control lock-up clutch for pulling or dyno testing
- Overdrive control for in town or towing
- New Ford OE 6.7L style shift lever
- Works great with stock applications
- Mini gear selection display (Late Model has Dimmable display)
- 6.0L model includes High Pressure Variable Vane Exhaust brake

1031369		2003-2007 6.0L F250/F350 - c/w Exhaust Brake functions	Ford
1031370	(58) (80) (136)	2008-2010 6.4L F250/F350	Ford



DURAMAX TAPSHIFTER


- Add fingertip control for easy Tap Shifting when passing, pulling, hill climbing or whenever you need to switch gears quickly
- Works great with engine retarders like BD's Exhaust Brake
- Includes new gear shift lever that is ergonomically designed for better fit and finish
- Wire harness with factory plug-in connections
- 2001-2002 kit includes an amber LED light for OD disable indication

1031360	2001-2002 Allison 1000	Chevy
1031361	2003-2005 Allison 1000	Chevy

NOTES: (58) Compatible With: H&S MiniMaxx Gauge Display, SCT LiveWire and SCT Power Flash X4 Gauges, DashDAQ Gauge Display and EDGE Insight CS, CTS.
 (80) Disconnect the Tap Shifter OBD connector when flash programming the ECM or TCM
 (93) BD torque converter must be installed at the time of installation of the transmission - use of a 3rd party or OE converter will invalidate the transmission warranty
 (136) Lock-up control only for 4th and 5th gear



FLEX-PLATE



1041210	(72)	1994-2007 5.9L	Dodge
1041221		2007.5-2018 6.8RFE	Dodge
1041212	(72)	1994-2017 2-Bolt	Dodge



1041260	(103) (104)	2001-2016 Duramax	Chevy
---------	-------------	-------------------	-------



1041242		2003-2007 6.0L 5R110	Ford
1041240		2008-2010 6.4L 5R110	Ford

- Meets SFI 29.3 Approval (Dodge & Chevy only)
- Reliably handle up to 1,500 lb-ft of torque
- Twice the material of the stock flex plate
- Forged billet & Precision-balanced
- Black Oxide coated to resist corrosion and prevents hydrogen embrittlement
- Allows axial thrust unlike solid flywheel conversions
- Fit any OEM or aftermarket torque converter
- Direct, bolt-in replacement for the stock unit
- Affordable enough to replace with converter or transmission swap
- Great for racing, towing or stock!

TRANSMISSION ACCESSORIES

DODGE & FORD TOP SPEED ELIMINATORS



- Increases top speed to over 130 mph
- Allows adjustment for larger tires
- Removes torque-limiting function in first gear on 2000.5-2003 Dodge
- Easy under-hood installation

1057650	2000.5-2003	Dodge
1057655	2004-2005	Dodge
1057660	2003-2007 6.0L	Ford

FORD 4R100 BYPASS ELIMINATOR KIT



- Allows for the removal of the problematic OEM cooler bypass tube assembly
- Kit includes two aluminum shunts plus sealing washers
- Handy preventative maintenance item when installing transmissions, coolers and filter kits, or, performing general service work.

1600036	(128)	1999-2003 4R100	Ford
---------	-------	-----------------	------

DODGE 2005 LOCKOUT

- Allows 4th gear to be disabled for exhaust brake use or pulling up hill



1031350	2005 48RE	Dodge
---------	-----------	-------

DODGE APPS NOISE ISOLATOR

- Quick and easy fix
- Removes the annoying and potentially harmful RF interference
- Eliminates torque converter clutch cycling



1300030	1994-2005 5.9L w/APPS	Dodge
---------	-----------------------	-------

DODGE MANUAL TRANSMISSION SHORT SHIFT **UPGRADED**



- New Heat treating process refines grain and increases fatigue life by 8x
- Tested for more than 1.5 million shifts cycles
- Reduces shift lever travel by 20%
- Easy, do-it-yourself installation
- Includes billet aluminum shift plate, forged steel shift handle and high-strength fasteners

1031050	1999-2002 6spd NV5600	Dodge
1031055	2003-2005 6spd NV5600	Dodge
1031056	1998-2003 5spd NV4500 Diesel/Hemi	Dodge

LASTS 8X LONGER! **REDUCES SHIFT LEVER TRAVEL BY 20%** **TESTED TO MORE THAN 1.5 MILLION SHIFT CYCLES!**

TOP QUALITY CLUTCH PARTS



NOTES: (128) Already included with all BD 4R100 Transmission, Auxiliary Filter, Xtended Cooler and Built-It rebuild kits.
(72) Does not fit 1989-1993 Dodge trucks due to insufficient bell housing clearance

(103) Factory ring gear is mounted separately from the flexplate. This item does not include the ring gear assembly.
(104) Must be used with new GM mounting hardware (sold separately).
GM part# 97226126 (8 required)



LOW RANGE TIGHT TURNS

2LOW UNLOC DIFFERENTIAL KIT

Vehicle maneuverability is reduced in 4WD. When the 2Low Unloc is turned on, you disable the front wheel drive mechanism while full torque is available to the rear wheels. The front wheels will NOT be driven, delivering normal 2WD maneuverability while in low range!

**EASY
INSTALL!**



**DURAMAX KITS
NOW AVAILABLE**



- Designed to allow the operator to manually disable the front wheel drive mechanism by holding the hubs in the free (2WD) mode with the transfer case in 4WD low range
- By allowing the front wheels to be disengaged, maximum torque is available to the rear wheels
- This will also allow for sharp "All The Way Over" turns without the front axle u-joint hopping or binding
- With this kit installed, the front wheels will NOT be driven through the transfer case
- Allows to have full power and torque while in a high gear reduction applied to the rear axle(s) only

Dodges 2009-Up & Chevy 2001-Up Vehicles:

- Installation is simple, the kit plugs in with factory connectors.
- No wire cutting or splicing
- Kit comes with an illuminated rocker switch for control and to indicate when the front axle is being overridden

1030703	4wd CAD Front Axle 1994-2002 2500/3500 1994-2001 1500	Dodge
1030705	2009-2018 1500 4wd 2014-2018 2500 4wd 2013-2018 3500 4wd	Dodge
1030710	2001-2014 2500/3500 4wd 2001-2013 1500 4wd	Chevy
1030711	2015-2018 2500/3500 4wd 2014-2018 1500 4wd	Chevy

INJECTION⁺

STOCK & PERFORMANCE COMMON RAIL INJECTORS

COMMON RAIL INJECTORS

Delivers more power over stock with smooth operation and no haze. World class OE Quality Common Rail Injectors.

- Built with OE injector components and equipment
- Calibrated and flow matched through RPM range
- Shot to shot tested
- Assembled to OE standards using S&S Diesel Motorsports nozzle orifice design

**STOCK TO
300%
OVER**


**2 YEAR
WARRANTY**

PLUS FUEL



- 12mm stroke cam design.
- Up to a 72% increase in capacity / displacement.
- Additional fuel without a dual pump system.
- Eliminates rail pressure drop at wide open throttle.
- Long-term durability with consistent on-demand high fuel pressure supply.
- Provides efficient atomization resulting in more power, better combustion and lower EGT's.

FUEL INJECTION SERVICES SINCE 1972



- We have been rebuilding injection systems since 1972
- Our factory trained Injection team is focused on producing consistent quality utilizing high quality OEM parts
- We utilize world class calibration equipment

DODGE CR STOCK REPLACEMENT INJECTORS



- Precision Calibrated to a flow tolerance of +/-2% versus the OEM at +/-5%
- Individual exchange injectors

DODGE 5.9L/6.7L COMMON RAIL STOCK INJECTORS			CORE
1715503	(129)	2003-2004 5.9L 250/305hp	☑
1715505	(129)	2004.5-2007 5.9L 325hp	☑
1715518	(129)	2007-2011 6.7L	☑

DODGE CR STOCK PERFORMANCE PLUS INJECTOR SETS


- Exchange injector sets
- Produces an extra 5hp-15hp
- Great for Street, Towing & Performance
- OE nozzles
- Assembled using OE procedures
- Calibrated on computerized OE equipment
- Flow matched sets



DODGE 5.9L/6.7L CR INJECTOR SETS		CORE
1074503	2003-2004 5.9L 250/305hp	☑
1074505	2004.5-2007 5.9L 325hp	☑
1074518	2007-2018 6.7L	☑

DODGE CR PERFORMANCE INJECTOR SETS

- Exchange high power Common Rail (CR) injectors
- 60hp to 200hp, 33% to 103% over
- OE quality nozzles are extrude honed
- Increased atomization
- Assembled using OE procedures
- Calibrated on computerized OE equipment resulting in flow matched sets



INJECTOR SET	NOZZLE SET (30)	2003-2004 5.9L	CORE
1075860	1075880	60 HP 33%	☑
1075861	1075881	90 HP 43%	☑
1075862	1075882	120 HP 53%	☑
1075601		100% over	☑
1075602		150% over	☑
1075603		200% over	☑
1075604		250% over	☑
1075605		300% over	☑

INJECTOR SET	NOZZLE SET (30)	2004.5-2007 5.9L	CORE
1075865	1075885	60 HP 33%	☑
1075866	1075886	90 HP 43%	☑
1075867	1075887	120 HP 53%	☑
1075606		100% over	☑
1075607		150% over	☑
1075608		200% over	☑
1075609		250% over	☑
1075610		300% over	☑

INJECTOR SET	NOZZLE SET (30)	2007.5-2018 6.7L	CORE
1075870	1075890	60 HP 33%	☑
1075871	1075891	90 HP 43%	☑
1075872	1075892	120 HP 53%	☑
1075611		100% over	☑
1075612		150% over	☑
1075613		200% over	☑
1075614		250% over	☑
1075615		300% over	☑

DODGE 12-VALVE & 24-VALVE FLOW MODIFIED INJECTORS & NOZZLES

- Flow-enhanced exchange fuel injectors
- New nozzle design
- EDM machine orifices
- Highest degree of accuracy
- Orifices de-burred by abrasive extrusion process that enhances both fuel flow and atomization



INJECTOR SET	NOZZLE SET (30)	1998-2002 ISB 24-VALVE
1075821	1075831	50 HP
1075822	1075832	75 HP
1075823	1075833	100 HP
1075824	1075834	125 HP (32)
1075825	1075835	150 HP (32)
1075826	1075836	200 HP (32)

INJECTOR SETS 1988-1998 12-VALVE		CORE
1040175	1991-1993 6BTA 40 HP	☑
1040277	1994-1998 45 HP	☑
1040278	1994-1998 90 HP	☑
1040279	1994-1998 120 HP	☑

NOZZLE SETS 1994-1998 12-VALVE	
1040267	1994-1998 45 HP
1040268	1994-1998 90 HP
1040269	1994-1998 120 HP

NOTES: (30) Qualified technician and equipment required
 (32) WARNING these injectors/nozzles are for extreme/race use only and may cause excessive smoke/heat
 (129) Sold individually/each
 ☑ - Refundable core charges apply on injectors, not nozzles.

CHEVY CR STOCK PERFORMANCE PLUS INJECTOR SETS



- Exchange injector sets
- Produces an extra 5hp-15hp
- Great for Street, Towing & Performance
- OE nozzles
- Assembled using OE procedures
- Calibrated on computerized OE equipment
- Flow matched sets

DURAMAX CR INJECTOR SETS		CORE
1074502	2001-2004 LB7	5% <input checked="" type="checkbox"/>
1074504	2004.5-2006 LLY	5% <input checked="" type="checkbox"/>
1074521	2006-2007 LBZ	5% <input checked="" type="checkbox"/>
1074520	2007.5-2010 LMM	5% <input checked="" type="checkbox"/>

CHEVY CR STOCK REPLACEMENT INJECTORS



- Precision Calibrated to a flow tolerance of +/-2% versus the OEM at +/-5%
- Individual exchange injectors

DURAMAX COMMON RAIL STOCK INJECTORS			CORE
1715502	(129)	2001-2004 LB7	<input checked="" type="checkbox"/>
1715504	(129)	2004.5-2006 LLY	<input checked="" type="checkbox"/>
1715521	(129)	2006-2007 LBZ	<input checked="" type="checkbox"/>
1715520	(129)	2007.5-2010 LMM	<input checked="" type="checkbox"/>
1715522	(129)	2011-2016 LML	<input checked="" type="checkbox"/>

CHEVY CR PERFORMANCE INJECTOR SETS



- Exchange high power Common Rail (CR) injectors
- 60hp up to 180hp, 33% to 73% over
- OE quality nozzles are extrude honed
- Increases atomization
- Assembled using OE procedures
- Calibrated on computerized OE equipment resulting in flow matched sets

INJECTOR SET	NOZZLE SET (30)	2001-2004 LB7	CORE	INJECTOR SET	NOZZLE SET (30)	2004-2006 LLY	CORE
1076600	1076650	60 HP 33%	<input checked="" type="checkbox"/>	1076605	1076655	60 HP 33%	<input checked="" type="checkbox"/>
1076601	1076651	90 HP 43%	<input checked="" type="checkbox"/>	1076606	1076656	90 HP 43%	<input checked="" type="checkbox"/>
INJECTOR SET	NOZZLE SET (30)	2006-2007 LBZ	CORE	INJECTOR SET	NOZZLE SET (30)	2007.5-2010 LMM	CORE
1076610	1076660	60 HP 33%	<input checked="" type="checkbox"/>	1076615	1076665	60 HP 33%	<input checked="" type="checkbox"/>
1076611	1076661	90 HP 43%	<input checked="" type="checkbox"/>	1076616	1076666	90 HP 43%	<input checked="" type="checkbox"/>

NOTES: (129) Sold individually/each



FORD 6.0L 58-VOLT FICM FUEL INJECTION CONTROL MODULES

- Quicker, more affirmative starts in both cold and warm weather
- Critical components' voltage and temperature ranges have been increased
- Maximized current output without setting an overvoltage code
- Field test reports have indicated better throttle response and slight increases in horsepower
- Pre-programmed and ready to install



STOCK EXCHANGE REPLACEMENT FICM'S AND IDM'S ALSO AVAILABLE

				CORE
1059700-A	2003-2007 6.0L	Ford		<input checked="" type="checkbox"/>

FORD LOW PRESSURE LED ALARM KIT



- Keep tabs on your truck's fuel system
- Red or Amber LED that illuminates if lift pump pressure falls below spec
- Inexpensive protection and easy installation!

RED LED	AMBER LED			
1081140	1081143	2003-2007 6.0L	Ford	

FORD CR 6.7L STOCK REPLACEMENT INJECTOR



- Individual exchange injectors


				CORE
1715515	(129)	2011-2017 6.7L		<input checked="" type="checkbox"/>

FORD PERFORMANCE 6.0L INJECTOR SETS 50HP & 90HP

- Set of 8 reman Pure Power injectors with performance nozzles
- 155cc and 175cc flow rated, suitable for 450hp-500hp with supporting airflow
- Internal injector body modifications to ensure maximum fuel is injected through nozzle
- Replaced rail connections, thru-rod, nuts and Belleville washers, o-rings, springs and spool valves
- Control Valve body and spool are precision ground to specific diametrical clearance for sealing and directing oil for injector operation
- All spools are replaced 100% and machined to original specification
- Each injector is 100% flow tested and nitrogen tested for leaks

- Flow volume, leakage rate, max needle lift and valve opening pressure (VOP) are also tested
- All sealing surfaces are refinished and maintain less than 2 microns of flatness
- Precision honed intensifier body is matched with new plungers to operate at extreme pressures and temperatures
- Replaced dampening pins and check plates to prevent cavitation

50HP	90HP				CORE
1077005	1077006	(131)	2003-Early 2004 6.0L	Ford	<input checked="" type="checkbox"/>
1077000	1077001	(132)	Late 2004-2007 6.0L	Ford	<input checked="" type="checkbox"/>



COMMON RAIL FUEL PLUG KITS

- Replace failing pressure relief valves
- Seals in 30,000 psi rail pressure
- Improves engine starting
- Easily replaces the stock relief valve
- A must for high performance engines



1050070	(130)	2003-2007 5.9L	Dodge
1050071	(130)	2007.5-2018 6.7L 2004.5-2016 Duramax	Dodge Chevy

INJECTOR CONNECTOR FEED TUBE KIT

- Required for first time replacement of injectors for engines with a serial numbers less then 56462598
- Suggested on multiple injector swaps



1040281	1998.5-2002 ISB 24-valve
---------	--------------------------

COMMON RAIL FUEL PRESSURE RELIEF VALVE KIT

- Allows for the adjustment of common rail fuel pressure relief valves



1040360	2008-2018 6.7L 2004.5-2009 LLY/LBZ/LMM	Dodge Chevy
---------	---	----------------

NOTES: (129) Sold individually/each
 (130) Removing the fuel pressure relief valve can cause damage to the fuel system.
 (131) Up to production date 9/22/03
 (132) After production date 9/22/03

- Refundable core charges apply on injectors, not nozzles.

HIGH FUEL

WITH BD DIESEL'S VENOM DUAL FUEL KITS **X2**



VENOM DUAL FUEL 6.7L POWERSTROKE

- The perfect fuel upgrade to utilize the power potential of a larger S400 turbo
- Idler increases belt wrap on CP3 drive pulley
- Custom Tie-ins for CP3 drive pump fuel supply and return with quick connects
- Located where the secondary alternator would be mounted
- Designed to fit perfectly with our Scorpion turbo kit
- Add on 1050470-SB pulley kit required for 2011 single/dual alternator and 2012-2014 dual alternator

2011 & Dual alternator equipped require Belt Conversion Kit



1050470	(142)	2011-2016 6.7L Powerstroke c/w CP3 Pump	Ford
1050471	(142)	2011-2016 6.7L Powerstroke	Ford
1050470-SB	(142)	Addon Kit 6.7L 2011 Single & Dual Alt / 2012-2016 Dual Alt	Ford

DESIGNED TO FIT PERFECTLY WITH OUR SCORPION TURBO KIT.



VENOM DUAL FUEL 5.9L 6.7L CUMMINS

- This kit is needed to push your Cummins past 600hp
- Capable of supplying enough fuel for over 1000hp with 2 stock pumps, and over 1800hp with R900 12mm Stroker pumps
- High quality silicone radiator hose supplied
- High Value kit includes everything you need
- The perfect fuel upgrade to utilize the power potential of larger S300, S400 or S500 turbos
- Kit is available with or without CP3
- Optimized idler position increases belt wrap on CP3 drive pulley
- Wiring harness included.


1050475	(77)	(c/w Pump) - 2005-2009 cummins 5.9L/6.7L	Dodge
1050476	(77)	(w/o Pump) - 2005-2009 cummins 5.9L/6.7L	Dodge
1050477	(77)	(c/w Pump) - 2010-2012, 2015-2018 cummins 6.7L	Dodge
1050478	(77)	(w/o Pump) - 2010-2012, 2015-2018 cummins 6.7L	Dodge

DESIGNED TO FIT PERFECTLY WITH OUR COBRA TURBO KITS.



NOTES: (77) ECM tuning required
(142) Add on 1050470-SB pulley kit required for 2011 single/dual alternator and 2012-2016 dual alternator

HIGH FLOW



R900



DODGE R900 12MM STROKER CP3 PUMP

- 12mm Stroke Cam Housing Design
- Delivers enough fuel to support up to 900hp
- Designed for high RPM use. Maintains rail pressure
- All that fuel without going to a dual pump system
- New design cam shaft with modified plungers and stroke
- Eliminates potentially damaging off throttle fuel spikes common with stock pumps
- Long-term durability with consistent on-demand high fuel pressure supply
- Provides efficient atomization resulting in more power, better combustion and lower EGT's
- HPCP3 injection pump is fully tested before leaving our facility

DODGE CUMMINS 5.9L/6.7L		CORE
1050551	2003-2018 5.9L/6.7L Dodge	<input checked="" type="checkbox"/>

R600



DODGE REPLACEMENT CP3 PUMPS

- We have been rebuilding injection systems since 1972
- Factory trained by the best, we abide by high quality and production standards
- Our Injection team is focused on producing consistent quality utilizing the highest quality parts available
- We utilize world class calibration equipment and pride ourselves with a very low claim rate
- Our specialized computer driven test benches test for issues before they leave our facility

DODGE CUMMINS 5.9L/6.7L		CORE
1050105	2003-2007 5.9L Dodge	<input checked="" type="checkbox"/>
1050106	2007.5-2018 6.7L Dodge	<input checked="" type="checkbox"/>

R700



DODGE HIGH POWER R700 VP44 PUMP

- Big Power Increases AND Better Fuel Economy!
- Strategic durable mechanical modifications
- Produces higher pressure
- Better atomization
- Instant throttle response
- Up to a 100hp gain
- Can be used in addition to programmers and tuners
- Comes with BD's VP44 Stealth pump cover - no more clipping to and damaging external wires
- Recommended for use with BD Super B Single or Twin Turbo system to provide optimum air-fuel ratios

DODGE CUMMINS 5.9L24-VALVE		CORE
1050127HP	1998-2002 24-valve Dodge	<input checked="" type="checkbox"/>



DODGE REPLACEMENT P7100 PUMPS



DODGE 12-VALVE 1994-1998 P7100 INJECTION PUMPS	STOCK HP	CORE
1994-1995 Auto Trans	1050854	☑
1994-1995 Manual Trans	1050841	☑
1996-1998 Auto Trans	1050911	☑
1996-1998 Manual Trans	1050913	☑

DODGE PERFORMANCE P7100 PUMPS



DODGE 12-VALVE 1994-1998 P7100 INJECTION PUMPS	300HP / 3000RPM	400HP / 3200RPM	CORE
1994-1995 Auto Trans	1051854	1052841	☑
1994-1995 Manual Trans	1051841	1052841	☑
1996-1998 Auto Trans	1051911	1052911	☑
1996-1998 Manual Trans	1051913	1052913	☑

DODGE REPLACEMENT VP44 PUMPS




- Comes with Low Pressure LED Alarm Kit

DODGE CUMMINS 5.9L 24-VALVE		CORE
1050037	1998.5-2002 Auto 1998.5-2000 Manual	Dodge ☑
1050038	2000-2002 Manual HO 245hp	Dodge ☑


DODGE PERFORMANCE VE PUMP

DODGE 12-VALVE 1990-1993 VE INJECTION PUMPS	230HP	CORE
1990-1993 OEM Intercooled	1051205	☑



DODGE REPLACEMENT VE PUMPS

DODGE 12-VALVE 1988-1993 VE INJECTION PUMPS	STOCK HP	CORE
1988-1991 Non-OEM Intercooled	1050114	☑
1990-1993 OEM Intercooled	1050205	☑



CHEVY R900 12MM STROKER CP3 PUMP

- 12mm Stroke Cam Housing Design
- Delivers enough fuel to support up to 900hp
- Maintains rail pressure
- All that fuel without going to a dual pump system
- New design cam shaft with modified plungers and stroke
- Eliminates potentially damaging off throttle fuel spikes common with stock pumps
- Long-term durability with consistent on-demand high fuel pressure supply
- Provides efficient atomization resulting in more power, better combustion and lower EGT's
- HPCP3 injection pump is fully tested before leaving our facility



R900

CHEVY DURAMAX 6.6L		CORE
1050651	2001-2010	Chevy ☑

CHEVY REPLACEMENT CP3/CP4 PUMPS

- We have been rebuilding injection systems since 1972
- Factory trained by the best, we abide by high quality and production standards
- Our Injection team is focused on producing consistent quality utilizing the highest quality parts available
- We utilize world class calibration equipment and pride ourselves with a very low claim rate
- Our specialized computer driven test benches test for issues before they leave our facility



R600

CHEVY DURAMAX 6.6L		CORE
1050110	2001-2004 LB7	Chevy ☑
1050111	2004.5-2005 LLY	Chevy ☑
1050112	2006-2010 LBZ/LMM	Chevy ☑
1050113	2011-2016 LGH/LML	Chevy ☑

EXCHANGE PUMPS & INJECTORS CHEVY 6.2L/6.5L FORD 6.9L/7.3L

Check our Price List



CUMMINS GOVERNOR SPRINGS P7100 PUMP



- Designed and engineered to enhance the middle and high end throttle response and enable more power thru the entire throttle range
- Only trained, qualified technicians with working knowledge of P7100 pumps should perform these upgrades

1040187 1994-1998 12-valve Dodge

DODGE 12-VALVE/P7100 GOVERNOR SPRING KIT



- Designed and engineered to enhance the middle and high end throttle response and enable more power thru the entire throttle range
- Comes with intake valve springs
- Only trained, qualified technicians with working knowledge of P7100 pumps should perform these upgrades

1040185 1994-1998 Dodge 12-valve Dodge

P7100 DELIVERY VALVE KIT



- Increased flow without replacing plungers and barrels
- Only trained, qualified technicians with working knowledge of P7100 pumps should perform these upgrades

1040186 1994-1998 12-valve Dodge

CUMMINS P7100 AFC SPRING KIT

- Ensures that full link travel occurs with a reasonable amount of boost and allows smoke control by adjusting the star wheel
- Spring tension is sufficient to allow smoke adjustment without reducing power at usually attained boost levels
- Spring is a bit longer to give a bit of "pre-load "without turning the star wheel so far that full link travel may be impeded
- AFC Spring Kit Includes:
 - Medium tension AFC Spring
 - Light tension AFC spring
 - Short, medium, and long break-off screws, M6 x 1.0 thread
 - Short, medium, and long button-head Allen screws
 - M6 x 1.0 thread.3 & 4 mm Allen wrenches



1040181 1994-1998 12-valve Dodge

HIGH-FLOW BANJO BOLT UPGRADE KITS



- Significantly increase flow
- Replaces banjo bolts on OEM lift pump, fuel filter and VP44 pump inlet
- Includes port for monitoring fuel pressure gauge kit or Low Fuel Pressure LED Alarm Kit

1050215 1999 Dodge
1050220 2000-2002 Dodge

VE FUEL PIN



- Increases of 30-40 hp and 90-100 ft. lbs. of torque
- Increases power band by a whopping 30%!
- Made from high quality chromoly steel
- Pins heat treated to the 52 Rockwell hardness scale
- Dual machine process overcomes wear patterns and resulting failure
- 3200 rpm governor spring extends engine rev range by 700 rpm
- New low-profile spacer washer and new throttle shaft O-ring

1040178 1988-1993 VE Fuel Pump Dodge

P7100 SHUT DOWN SOLENOID



- Replacement P7100 12-volt electric shut down solenoid
- Keep on hand in case you ever run into trouble!

1050250 Shutdown Solenoid Kit
1994-1998 12-valve Dodge

P7100 FUEL STOP PLATES

- Commonly known as a "cam plate"
- Controls the rack travel which affects the amount of fuel the P7100 fuel pump delivers
- Six different ramp designs
- Power gains from 30 to 150 hp and 70 to 300 lb.-ft. of torque
- Calibrated boost tube orifice improves turbo performance
- Strong knowledge of P7100 pump required



STOCK RATINGS	1040195 (#12)	1040194 (#11)	1040197 (#10)	1040193 (#8)	1040192 (#6)	1040196 (#5)
1994-1995 Auto 160 HP 400 lbs-ft CPL#s 1549, 1815, 1959, 1968	165/440	185/500	200/550	210/570	230/605	255/650 *b
1994-1995 Man 175 HP 420 lbs.-ft	190/500	210/550	220/570	230/605	250/635 *c	270/675 *c *d
1996-1998 Auto 180 HP 420 lbs-ft CA *a 180 HP 420 lbs-ft	190/500	210/550	220/570	230/605	250/635 *c	270/675 *c *d
1996-1998 Man 215 HP 440 lb-ft	230/605	280/680	330/750 *d *e	NR	NR	NR

*a - The California 96-98 Manual, and the automatic are both EGR engines 180 HP and 420 lbs-ft, which may not be to CPL# 1553
 *b - Stock 1994-95 Automatics will require modifications to handle torque
 *c - Stock 1996-98 Automatics will require modifications to handle torque
 *d - Manual Clutch will not handle these ratings
 *e - Exhaust temperatures will run hot without airflow improvements
 NR - Not Recommended

VP44 "STEALTH" COVER



- Secure, sealed connection instead of notching the pump wire for competition modules
- Clean install
- Easy removal of racing performance boxes
- More reliable connection

1050201 1998.5-2002 ISB Dodge

DODGE LOW PRESSURE LED ALARM KIT



- Keep tabs on your truck's fuel system
- Red or Amber LED that illuminates if lift pump pressure falls below spec
- Inexpensive protection and easy installation!

RED LED	AMBER LED		
1081130	1081133	1998.5-2007 5.9L	Dodge

WATER IN FUEL SENSOR KIT



- Use with Flow-MaX Pump & Water Separator
- Prevents fuel system damage
- Factory sealed plug connections
- Loomed wire harness included

1050350 (134)	2000-2007 5.9L	Dodge
1050351 (134)	2007.5-2012 6.7L	Dodge
1050355	Universal Kit	All

FORD WATER IN FUEL SENSOR KIT

- The Ford 6.4L Power Stroke water in fuel (WIF) alert system has a 10 minute delay putting your truck and wallet at risk of damage.
- Get instant notification that there is water in your fuel system with BD's Water In Fuel Sensor kit for the Ford 6.4.
- Easily connects to the OEM sensor on the Horizontal Fuel Conditioning Module (HFCM) with a plug in connector. Installation is easily done within an hour.
- Kit includes: red LED, wiring harness, fuse tapper and control module

1050356 2008-2010 6.4L Ford

GM 6.5L PMD RELOCATION KIT



- Relocates Pump Mounted Driver (PMD) away from potential heat build
- Extruded aluminium base
- Provides better heat sinking
- Easy installation
- Improves access for future diagnostics and/or repair

1036520 (36)	1994-2000 6.5L	Chevy
1036530 (37)	PMD Extension Cable - 40"	Chevy
1036531 (37)	PMD Extension Cable - 72"	Chevy
AP0024 (133)	PMD Extension Cable - 8"	Chevy

6.5L REPLACEMENT PMD'S

- Replacement Pump Mounted Drivers (PMD)
- Grey and Black
- Check our Price List



NOTES: (36) If not using original PMD on pump then color of new must match original and resistor will be required
 (37) Will not fit new style Stanadyne "Grey" PMD manufactured after April 2009. Will fit all D-Tech and Stanadyne "Black" PMD's.
 (133) Will fit Stanadyne "Grey" PMD's only

FLOWMAX SEPARATION & FILTRATION

FLOWMAX LIFT PERFORMANCE PUMP KITS C/W FILTER & SEPARATOR

- Kit includes Flow-MaX Lift Pump, Fuel Filter and Water Separator
- Ideal replacement for the OEM pump
- Single pump flows 150 gph to support up to 800HP
- Dual pumps are also available
- Ultra Quiet & Compact
- Vibration Isolators
- Aluminium Brackets
- Stainless Straps
- Versatile Frame Mount



FLOWMAX LIFT PUMP KITS

PUMP & FILTER KITS			
1050301DF	(40)	1998.5-2002 24-valve	Dodge
1050305DF	(40)	2003-2004.5	Dodge
1050310DF		2005-2009 5.9L/6.7L	Dodge
1050311DF		2010-2012 6.7L	Dodge
1050312DF	(194)	2013-2018 6.7L	Dodge
1050320DF		2001-2010	Chevy
1050321DF		2011-2016	Chevy



NOISE LEVEL (dB)



FLOWMAX LIFT PUMP KITS

- Optional Fuel Filter and Water Separator

PUMP KITS			
1050301D	(40)	1998.5-2002 24-valve	Dodge
1050305D	(40)	2003-2004.5	Dodge
1050310D		2005-2009 5.9L/6.7L	Dodge
1050311D		2010-2012 6.7L	Dodge
1050312D	(194)	2013-2018 6.7L	Dodge
1050316	(64)	2008-2010 6.4L	Ford
1050320D		2001-2010	Chevy
1050321D		2011-2016	Chevy



FLOWMAX FILTERS



- Filter Modular Design
- Add-on High Efficiency Filter and/or Water Separator
- Easy to find Non-Proprietary Filter Cartridges

MODULAR FUEL FILTER KITS		
1050340-PFF	Fine Particle Fuel Filter	All
1050340-WSP	Water Separator Filter	All

NOTES: (40) Vehicles with intank lift pump conversion require 1050302 Retrofit Kit for install of Flow-MaX (64) C/w Water Separator Filter Kit and Water In Fuel Sensor
(194) 1050312D incorporates OE filter/separator. If removing OE filter/separator, use 1050312DF which includes Flow-MaX fuel filter and water separator

FLOWMAX FUEL HEATER KIT



- Prevent cold weather gelling of your fuel system
- Installs quickly with sealed electrical connectors
- The self-regulating 320 watt heater has over 3x the amount of heating power of other single systems, at a lower price
- Designed for the BD Flowmax, FASS, and AirDog fuel systems

1050346	BD Flow-MaX w/WSP
1050347	AirDog I, II, II-4G
1050348	FASS (FS-1001)

FLOWMAX TOP SIDE DRAW KIT

- Chevy & Dodge 1/2" top side draw kit
- 5/8" corrugated pickup tube
- Highest flow capacity
- Constant & complete fuel supply
- Stock return tube utilized
- Kit includes hole saw

1050345 High Flow Top Draw Kit All



FLOWMAX MONSTER LINE KIT



- 1/2" fuel line from lift pump to CP3 injection pump

1050331 Monster Line Kit All

FLOWMAX TANK SUMP KIT



- Requires NO tank removal
- Simply drill one 3" hole
- Self-centering drain clamps & seals
- Includes filter screen, 1/2" outlet
- Quickest Install
- Kit includes hole saw

1050330 Tank Sump Pump Kit All

FORD 6.0L FUEL PRESSURE REGULATOR "BLUE" SPRING



- Easy replacement
- Increases fuel pressure
- Longer injector life

1500388 2003-2007 6.0L Ford

DODGE OEM BYPASS & REPLACEMENT LIFT PUMP

- Replacement and frame mounted bypass fuel lift pumps
- Lower cost alternative



1050226	1998.5-2004.5 24-valve	Auxiliary	Dodge
1050224	1998.5-2002 24-valve	Replacement	Dodge
1050229	1998.5-2002 24-valve	Bypass	Dodge
1050227	2003-2004	Bypass	Dodge
1050231	2003-2004.5	Replacement	Dodge

DURAMAX REMOTE FUEL FILTER KIT

- Additional media surface that holds the dirt
- Stopping particles down to two microns nominal, five microns absolute
- Frame rail mounted

1050060	2001-2012 Duramax	Chevy
1500063 (33)	Replacement Filter	Chevy



DODGE FUEL DISTRIBUTION BLOCKS

- Ensure more consistent fuel pressure throughout the RPM range, with increased fuel flow
- Designed for performance single CP3 pumps or dual CP3 set-ups
- Billet aluminum block replaces fuel filter and bowl
- Removes restriction and increases fuel flow
- Auxiliary supply and return ports for dual fuel supply
- Supply pump pressure sensor port
- Great for high fuel flow applications and performance lift pump kits such as FASS, AirDog and BD Flow-Max
- Includes fittings and clamps

1050370 (153)	2003-2009 5.9L/6.7L	Dodge
1050371 (153)	2010-2018 6.7L	Dodge



NOTES: (33) Equivalent to Donalson P551311
(153) This kit removes OEM filtration, auxiliary filter kit required for fuel system protection

☑ Refundable core charges apply.



DODGE TRACTION BARS

- 2-inch OD tube with QA1 3/4-inch heavy duty American-made 28,000lb rod ends
- Prevents wheel hop, axle wrap and large angles on U-joints
- No adjustment is needed when pulling or hauling
- Designed for trucks ranging from a 6-inch lift all the way to a 2-inch drop
- Polyurethane bushings provide direct loading without excessive movement unlike spring loaded designs
- Optimized to arc in the same path the axle travels during suspension movement which makes for a smooth ride and the ability to tow without having to adjust the bars
- No welding required
- All necessary hardware and Rivet-nut specific drill bit and tool included
- 54-inch eye-to-eye length

GAS & DIESEL!



1032130	(158)	2003-2018 2500/3500 w/o OEM Rear Airbags	Dodge
---------	-------	--	-------

DODGE CONTROL ARMS

- Stock control arms are known for bending and bushing deterioration
- Forged end links and are built Super Tuff to resist bending
- Over three times stronger than stock arms!
- Powder coated bodies
- Zinc plated threads
- Bottom arms are fully adjustable on the truck for correcting caster
- Top arms only require the removal of one bolt to allow adjustment
- Extended life smooth and stiff Ultra Polyurethane bushings
- Bushings are replaceable
- Kits offer top and bottom arms or just bottoms

GAS & DIESEL!



ADJUSTABLE ON THE TRUCK

KIT	LOWER ARMS ONLY			
1032030	1032030-L	(91)	1994-1999 4wd 2500/3500	Dodge
1032031	1032031-L	(91)	2000-2009 4wd 2500/3500	Dodge
1032032	1032032-L	(91)	2010-2013 4wd 2500/3500	Dodge

DODGE STEERING BOX STABILIZERS

- Eliminates steering wander and wobble caused by excessive shaft play in the steering box
- Designed for easy, bolt-in installation in about an hour
- Virtually eliminates frame flex at the steering box mounting point
- More positive steering feel
- Silver vein powder coated for corrosion resistance
- Greasable, high-quality bearing for reliable operation
- High-strength mounting hardware

WOBBLE stopper



GAS & DIESEL!

1032002	(86) (87)	1994-2002 2500/3500 2wd 1994-2001 1500 2wd	Dodge
1032004	(86) (87)	1994-2002 2500/3500 4wd 1994-2001 1500 4wd	Dodge
1032003	(85) (86) (87)	2003-2018 2500/3500 4wd	Dodge

NOTES: (85) Does not fit Power Wagon models
 (86) May interfere with snow plow equipment
 (87) Is compatible with most swaybar drop brackets in lifted trucks
 (91) For use on truck from stock height up to 4" lift
 (158) Will not fit 2014-2017 Dodge 2500 models equipped with coil sprung rear suspension or OEM air bag suspension

DODGE & FORD ADJUSTABLE TRACK BARS

- Fully Adjustable
- Allow for correct axle alignment on lifted trucks up to 6-inches on Ford and 4-inches on Dodges
- No need to remove bar from the truck to adjust
- Made from high strength, heat treated forged components
- Exclusive Black Chromate coating that lasts twice as long as yellow Chromate
- Drive straighter with less wander and more positive steering feel
- Long lasting, easily serviceable polyurethane bushings
- Perfect solution for steering stability

Ford Adjustable Track Bars			Dodge Adjustable Track Bars		
1032110 (70)	2005-2016 Super Duty F250/F350 4wd 2005-2015 F450/F550 4wd 2005-2013 F450/F550 2wd	Ford	1032011-F	1994-2002 4wd c/w Bracket	Dodge
			1032013-F	2003-2012 4wd	Dodge
			1032018	2013-2017 Track Bar (Winter 2018)	Dodge
1303104	Poly Bushing Set	Ford	1302033-1	Poly Bushing Set	Dodge



FORD CAM CASTER ADJUSTOR KIT

- Suspension lifts, level lifts or even larger tires can cause negative castor resulting in potential wandering, wobble, pulling, stiff steering or even the inability to keep your truck on the road
- Kit makes correcting the caster to a more positive angle easier
- Help prevent a number of potential steering problems
- Reduces tire cupping and helps steering wheel return to center!

1032100	2005-2010 Super Duty	Ford
---------	----------------------	------



DODGE SWAY BAR END LINK KIT

- Could virtually be the last time they have be replaced!
- Stock sway bar end links are prone to wearing or pounding out
- Stock units can even break when lifted on 2-post vehicle lifts
- Dual Pivot Design
- Greater amount of articulation and less stress
- Long life Urethane bushing design
- Greater flex without breaking
- Will not pound out or seize due to the elements
- All components are designed to be easily serviceable
- Wearing items are low cost to replace
- Can quickly be installed in approximately 1-hour

1032050	(135)	2000-2009 4wd	Dodge
---------	-------	---------------	-------



NOTES: (70) Front-end alignment is recommended after installing this product
 (135) Trucks lifted more than 3-inches will require sway bar offset spacer which is typically included in most lift kits

DODGE PATRIOT DIESEL FUEL PLUG/CAP

- Plug cap-less fuel filler neck
- Anodized billet aluminum
- O-ring ensures a tight fit prevents contaminants entering your fuel tank
- Magnetized base allows attachment to prevent loss when fueling
- No assembly required
- Unique gun cylinder design
- Insert spent 9mm casings (not included) for custom revolver look
- Multi functional bottle opener



1050073	(119) (120)	2013-2018 6.7L Cummins 2014-2018 3.0L EcoDiesel	Dodge
---------	----------------	--	-------

FORD 6.0L REPLACEMENT EGR COOLERS

- Replacement Heavy Duty EGR Coolers for 2003-2007 6.0L Ford Power Stroke Diesels
- TIG welded 304L stainless 0.375in.O.D. x 0.048in. walled tubes replace the OEM inner cores
- Prevents premature failure due to weak brazed joints
- Water deflectors added to increase turbulence to flow to aid in heat dissipation
- Pressure tested
- Includes O-ring and threaded insert
- 5-year limited warranty.



				CORE
1090201	(131)	2003-2004 6.0L Round Tube	Ford	<input checked="" type="checkbox"/>
1090202	(132)	2004-2007 6.0L Square Tube	Ford	<input type="checkbox"/>
1900204		2004-2007 Gasket Set Square Tube	Ford	<input type="checkbox"/>

FORD CRANK CASE VENT (CCV) FILTER KITS



- Reduces crankcase oil vapor that contaminates the intake system
- Prevents deterioration of silicone boots causing them to balloon and blow off
- Installation takes just two hours

1032170	1999-2003 7.3L	Ford
1032175	2003-2007 6.0L	Ford
1302171	1999-2007 Replacement Filter Element	Ford

FORD 6.0L COOLANT FILTER



- Prevent oil cooler blockage causing engine damage
- Easily installed mounts in-line with the engine coolant hoses
- Comes with filter head, spin-on filter, mounting bracket, hoses, clamps, fittings, mounting hardware
- Bypass valve for easy change of filter

1032121	(2)	2003-2007 6.0L	Ford
P554685		Replacement Filter	Ford

DODGE KILLER DOWEL PIN (KDP) KITS



- The OEM dowel pin located behind the timing cover can work its way loose and drop down into the timing gears causing extensive damage
- This kit gives everything needed to replace the pin with a more permanent solution before it leaves your truck down

1040182	1994-1998 12-valve	Dodge
1040183	1998-2002 24-valve	Dodge

KILLER FROST PLUG PLATE 1989-2018 5.9L/6.7L DODGE

- Works with the frost plug in place, blown out, or leaking
- Five flange head bolts to keep the coolant contained
- Works with and without a TCC crossover tube
- No need to punch the old frost plug out



1040022	1989-2002 5.9L	Dodge
1040023	2003-2018 5.9L/6.7L	Dodge

NOTES: (2) F-Series Pick-up only / No E-Series
 (119) Used as a bottle opener may cause damage to anodized finish
 (120) Exposed magnet may cause damage to painted/finished surfaces

(131) Up to production date 9/22/03
 (132) After production date 9/22/03
 - Refundable core charges apply.

EPAS - ELECTRONIC EMERGENCY ENGINE SHUTDOWN

- Over speed shut down control utilizing built in Intake Air control valve
- Safely shuts your engine down if over speeding
- Can be installed in less than 1.5 hours
- Factory plug in connections and wiring harness
- Save 3 hours installation labor over mechanical system
- Does not set ECM Trouble codes*
- Automatically resets after shut down
- Only the switch needs a tool to install
- Easily removed for truck lease returns

1036750	2007-2009 6.7L Pick-up 2007-2010 6.7L Cab & Chassis	Dodge
1036751	2010-2018 6.7L Pick-up 2011-2018 6.7L Cab & Chassis	Dodge
1036752	2014-2018 3.0L EcoDiesel	Dodge
1036754	2008-2010 6.4L	Ford
1036755	2011-2019 6.7L	Ford
1036758	2008-2010 Duramax LMM Pick-up 2008-2015 Duramax Van 2011-2012 Duramax Cab & Chassis	Chevy
1036759	2011-2016 Duramax LML Pick-Up 2013-2016 Duramax LML Cab & Chassis	Chevy
1036761 (145)	2017-2018 Duramax L5P	Chevy
1036760	2016-2018 2.8L Canyon/Colorado	Chevy
1036752	2014-2018 3.0L Grand Cherokee	Jeep



PAS - MECHANICAL EMERGENCY ENGINE SHUTDOWN

- The most effective method to emergency shutdown engine is to cut the air supply
- Butterfly valve placed in-line in the air intake system
- Heavy duty electrical solenoid trips a locked safety cam causing the engine to shutdown within seconds
- Automatic engine overspeed electronics or Manual engine shutdown module
- Unique locking lever holds valve
- Unique bead lock keeps boots in place, no welding required!
- Reduced overall size as compared to competitive units
- Aluminum and stainless components plus weatherproof electrical connectors to prevent corrosion
- CAC pipes included for some vehicles

W/ELECTRONICS	MANUAL	APPLICATION	
1036734	1036734-M (49)	Generic 2.0"	All
1036731	1036731-M (49)	Generic 2.5"	All
1036730	1036730-M (49)	Generic 3.0"	All
1036732	1036732-M (49)	Generic 3.5"	All
1036733	1036733-M (49)	Generic 4.0"	All

24-VOLT ADAPTER KIT		
1036740 (49)	24-volt Kit for Manual kits	All


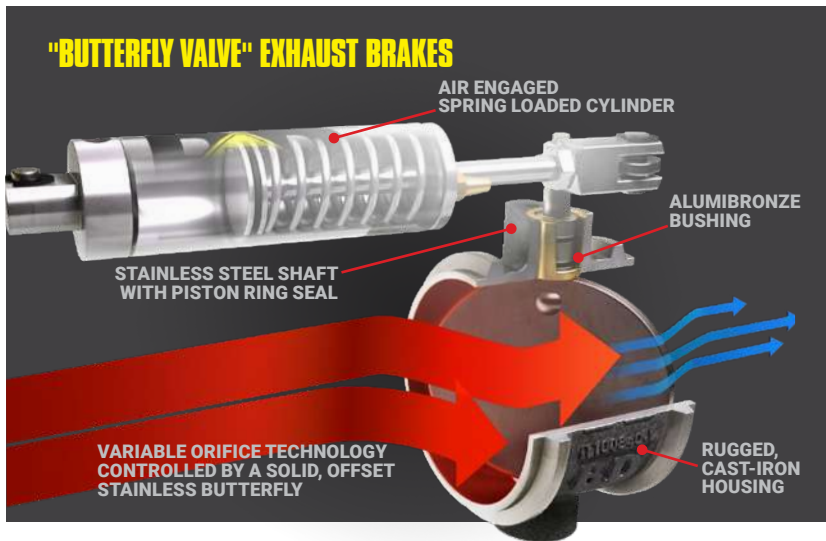
W/ELECTRONICS	MANUAL	APPLICATION	
1036710	1036710-M	2001-2004 LB7 Duramax	Chevy
1036712	1036712-M	2004.5-2010 LLY/LBZ/LMM	Chevy
1036713	1036713-M	2011-2016 LML	Chevy

W/ELECTRONICS	MANUAL	APPLICATION	
	1036719-M	1998.5-2002 5.9L 24-valve	Dodge
1036720	1036720-M	2003-2007 5.9L	Dodge
1036723	1036723-M	2007.5-2009 6.7L	Dodge
1036722	1036722-M	2010-2012 6.7L	Dodge
1036724	1036724-M	2013-2014 6.7L	Dodge

W/ELECTRONICS	MANUAL	APPLICATION	
	1036700-M	1999-2003 7.3L	Ford
1036701	1036701-M	2003-2007 6.0L	Ford
1036703	1036703-M	2011-2014 6.7L	Ford

NOTES: (49) 24-volt Adapter Kit available for Manual controlled Generic kits only
(145) Will set P0106 trouble code when activated

STRONGEST ON THE MARKET!



THERE'S A REASON WHY THE BD BRAKE IS THE MOST WIDELY-RECOGNIZED DIESEL EXHAUST BRAKE IN THE INDUSTRY: IT'S THE BEST!

- BD's exclusive Variable Orifice Technology
- BD's solid, offset butterfly
- Spring loaded cylinder
- Pressure regulation
- Provides up to 150 retarding horsepower throughout the engine's RPM range
- Rugged, cast-iron housings
- BD's exclusive alumibronze bushing
- Piston ring-seals
- Stainless steel butterfly shaft
- Proven to stand-up under the harsh, high heat conditions of the exhaust environment
- All mounting hardware are made of corrosion resistant stainless steel
- An air compressor is included in most kits for newer pick-up trucks



Wide variety of applications fit 1984-2018 Diesel powered pick-ups

DODGE			
1027343	(65) (90)	2013-2018 6.7L Non-VGT Remote Air	
1027342	(65) (90)	2007.5-2012 6.7L Non-VGT Remote Air	
2023330	(90) (92)	2006-2007 5.9L Turbo Mount Air	
1027330	(90)	2006-2007 Remote Mount Air 4" Exhaust	
2023331	(89) (90) (92)	2004.5-2005 Turbo Mount Air	
2023138	(89) (90) (92)	2003-2004 Turbo Mount Air	
1027338	(90)	2003-2005 Remote Mount Air 4" Exhaust	
2033137	(89) (90) (92)	1999-2002 Turbo Mount Vac	
2033135	(41) (42) (43) (89) (90) (92)	1988-1998 Turbo Mount Vac 60# Springs (See Note)	
1037135	(41) (42) (43) (89) (90)	1989-1998 Remote Vac 4" Exhaust w/out APPS	
1037136	(41) (42) (43) (89) (90)	1994-2002 Remote Vac 4" Exhaust with APPS	

FORD			
1027150	(90)	2011-2016 6.7L Remote Exhaust Brake	
1027145	(90)	2003-2007 6.0L Remote Mount Air Manual Trans	
1027145AP	(90)	2003-2007 6.0L Remote Mount Air Automatic Trans	
1027146	(90)	2003-2007 6.0L PowerStroke 4" Exhaust Manual Trans	
1027146AP	(90)	2003-2007 6.0L PowerStroke 4" Exhaust Auto Trans	
2023144	(89) (90) (107)	1999-2003 7.3L Turbo Mount Air	
1027144	(89) (90)	1999-2003 7.3L 4" Remote Air	
2033143	(89) (90)	1994-1997 7.3L Turbo Mount Vac	
1037143	(89) (90)	1994-1997 7.3L Van/HD Truck Remote Vac	
1037144	(89) (90)	1994-1997 7.3L 4" Remote Vac	

CHEVY			
1024310	(44) (60) (82) (90)	2001-2010 w/Stock Exhaust	
1024311	(44) (60) (82) (90)	2001-2010 w/4" Exhaust	



INCLUDES ADJUSTABLE REGULATION FOR PEAK RETARDING PRESSURE

MOTORHOMES & HD TRUCKS

UNIVERSAL KITS (AIR ON BOARD)			
1028030	(90) (178) (180)	3.0-inch Exhaust	
1028035	(90) (178) (180)	3.5-inch Exhaust	
1028040	(90) (178) (180)	4.0-inch Exhaust	
1028050	(90) (178) (179) (180)	5.0-inch Exhaust	

UNIVERSAL KITS C/W AIR COMPRESSOR			
1028130	(90) (178) (180)	3.0-inch Exhaust	
1028135	(90) (178) (180)	3.5-inch Exhaust	
1028140	(90) (178) (180)	4.0-inch Exhaust	
1028150	(90) (178) (179) (180)	5.0-inch Exhaust	

MANUAL SHIFT LEVER SWITCH KITS

Optional power switch for the Exhaust Brake that mounts on the manual transmission shift lever

1030900	Rocker Switch - 5/8" Lever
1030910	Rocker Switch - 3/4" Lever
1300210	Push/Pull Switch - 5/8" Lever
1300240	Push/Pull Switch - 3/4" Lever

APPLICATION CHART		
	1030900 & 1300210	1030910 & 1300240
Dodge	1989-1993 / 1999-2007	1994-1998
Ford	1989-1993 / 1999-2007	1994-1998
Chevy	1983-1993	1994-2007



NOTES: (41) 1989-1998 12-valve engines require 1030060 exhaust valve spring kit
 (42) 1989-1993 turbo mount brakes require 1040050 down pipe kit
 (43) 1996-1998 "California" spec engines with EGR require 1030030 Kit
 (44) Requires HP Tuner or EFI Live for 2007-2010 LMM engines
 (60) Typical factory exhaust size of 3.5" on 2001-2007 LB7/LL/LBZ and 4.0" on 2007.5-2010 LMM. Confirm pipe size before ordering.
 (65) If truck has no factory exhaust brake switch on dash, order kit 1027340 instead

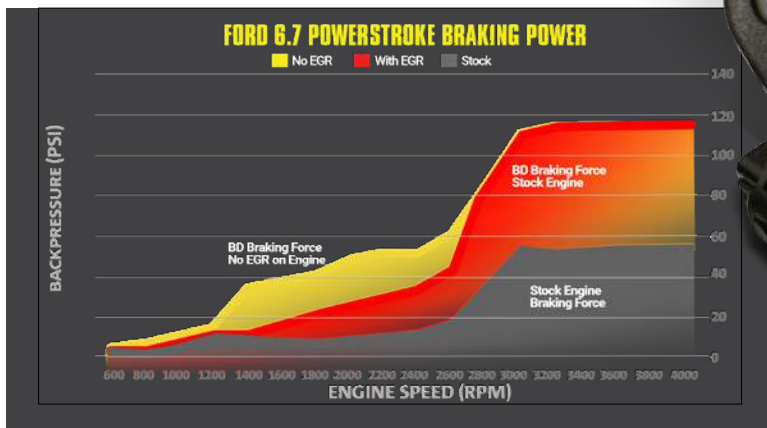
(82) 2006-up suggest installing 2001020/2001030 EXBrake instead
 (89) Trucks with automatic transmissions are suggested to also install an AutoLoc for electronic controlled lock-converters, or a lower stall converter for manual or no lock-up converters
 (90) Exhaust Back Pressure test gauge kit 1030050 suggested for the set-up of exhaust brakes
 (107) Will not work on early 1999 PowerStrokes (build date 03/21/99 and earlier)
 (178) Brake controls connect to throttle pedal with Accelerator Pedal Position Sensor (APPS). Vehicles without APPS will require 1300420 micro switch and custom bracket will have to be made.
 (179) 4-inch ID brake valve is used with 5-inch exhaust adapters
 (180) May not work with engines that have OEM Variable Vane (VGT) turbos such as Cummins ISX. Will work with aftermarket non-VGT turbos

"VARIABLE VANE" EXHAUST BRAKES

- Electronically closes off turbocharger vanes to provide engine braking
- Can create up to 130 retarding horsepower
- Helps maintain speeds on descents and curves
- Better control of your truck and load.
- Different modes including automatic downshifting keeping engine rpm and engine retarding force high
- Integrated with the cruise control on most models to automatically accelerate and decelerate to maintain vehicle speed
- Engine Warm Up feature on Chevy LMM
- Easily installs by plugging into existing factory ports
- Switch mounted on dash
- New In-dash 'Push To Engage' Button on most models!

FORD POWERSTROKE			
1031369	2003-2007 6.0L F250/F350 - c/w TapShifter	Ford	
2001100	2008-2010 6.4L F250/F350	Ford	
2001102	2011-2014 6.7L F250/F350	Ford	

CHEVY DURAMAX			
2001020	(45) 2006-2007 LBZ	Chevy	
2001030	(45) 2007.5-2010 LMM	Chevy	



FORD 7.3L POWERSTROKE BRAKELOC



- Cost effective solution of engine retarding for towing with the automatic transmission on the Ford PowerStrokes
- Commands the Exhaust Back Pressure (EBP) valve to activate as well as keeping the lock-up clutch of the torque converter to stay engaged to allow up to 100% of the retarding force to be transferred while in 3rd and 4th gear
- Transmission oil temperatures will remain low because of little or no slippage occurring in the converter in these gears
- For more efficient retarding use or medium to heavy loads use BD Exhaust Brake

FORD DURAMAX			
1030750	1995-2003 7.3L Auto	Ford	
1030755	1994-2003 7.3L Manual	Ford	

NOTES: (45) We cannot guarantee compatibility with all aftermarket products that have a permanent connection to the OBDII plug inside of the cab. Older Edge Attitude displays have a known compatibility issue & the newer Edge CTS and CS are not compatible at this time. H&S Mini Max are not compatible at this time. (137) Included in 1027145AP & 1027146AP Exhaust Brake Kits

AUTOLOC/TORQLOC EXHAUST BRAKE LOCK-UP CONTROLS



- Maintains lock-up when the exhaust brake is activated
- Ensuring 100% of the retarding force is being transferred in 3rd and 4th gears
- Prevents slippage and subsequent high oil temperatures
- TorqLoc with its three position switch allows for manual command of the lock-up as well as AutoLoc and stock operations

AUTOLOC & TORQLOC			
1030390	AutoLoc Dodge 5.9L, Ford 7.3L & Chevy 6.5L		
1031300	(137) Auto / PressureLoc Ford 6.0L 2003-2007		
1030395	TorqLoc Dodge 5.9L, Ford 7.3L, Chevy 6.5T		
1030398	Torq / UnLoc Dodge 5.9L, Chevy 6.5T		

STAGING LIMITER

- Consistent 1/4 mile times are now much easier
- Preset your best Turbo Boost or engine RPM launching parameter
- Keep holding your accelerator pedal on the floor then release your brake pedal for consistent launches
- Eliminate over or under boost launches
- Great for all racers especially bracket racers
- Kit comes with factory and universal connections with dash mounted controls
- It's an easy install!

1057720	(47)	1998.5-2004 5.9L	Dodge
1057721		2005-2006 5.9L	Dodge
1057722		2007-2018 5.9L / 6.7L	Dodge
1057724		2005-2010 6.0L / 6.4L	Ford
1057722		2011-2018 6.7L	Ford
1057725		2001-2005 Duramax	Chevy
1057726		2006-2007 Duramax	Chevy
1057727		2008-2018 Duramax	Chevy



HIGH IDLE KITS

- Easy to install
- Faster engine warm-ups
- Adjustable
- Great to use for remote starters, PTO's and extended idling applications



DODGE 5.9L/6.7L			
1036620	(47)	1998.5-2004	900/1200/1500/1800/2100 RPM Dodge
1036621		2005-2006	900/1200/1500/1800/2100 RPM Dodge
1036622		2007-2018	900/1200/1500/1800/2100 RPM Dodge
DODGE 3.0L ECO DIESEL			
1036622		2014-2018	900/1200/1500/1800/2100 RPM Dodge



CHEVY 6.0L DURAMAX 2008-2017			
1036627		2008-2018	900/1200/1500/1800/2100 RPM Chevy
CHEVY 6.0L DURAMAX 2001-2007			
1036600	(79)	2001-2004 LB7	800/1200/1800 RPM Chevy
1036605		2004-2005 LLY	800/1200/1800 RPM Chevy
1036606		2006-2007 LBZ	800/1250/1700 RPM Chevy



FORD 6.0L/6.4L/6.7L 2005-2015			
1036610		2005-2010	1200-2400 RPM Ford
		2011-2016	900-3000 RPM Ford
1036612		2017-2019	900-3000 RPM Ford
FORD 6.0L 2003-2004			
1036609		2003-2004 Auto Trans	1200 RPM Ford



NOTES: (47) 2003-2004 vehicles must have Bell Crank mounted APPS
(79) Trucks equipped with cruise control only

THROTTLE SENSITIVITY BOOSTER



THROTTLE RESPONSE THAT WILL PUT A SMILE ON YOUR FACE!



BUILT IN 50% AND 100% BOOST SENSITIVITY MODES, OR ACCESS FIVE ADJUSTABLE LEVELS WITH THE OPTIONAL DASH BUTTON KIT.

Defeat the built in throttle lag many models suffer from with instant response. Built in 50% and 100% boost sensitivity modes, or access five adjustable levels with the optional dash button kit. **Dodge, Ram, Jeep, Ford, Lincoln, Chevy, cars, trucks and SUVs.**

- Instant throttle response
- Diesel or Gas engines
- Quicker turbocharger spooling
- Easy to install with factory connections
- Adjustable sensitivity levels
- Reduce Pedal Lag
- Boost throttle signals by 50% or 100%
- Pick-ups, SUV, Jeep, Car and Van listings on these pages - current up to date listings always available on our website!
- No emission tampering

OPTIONAL PUSH BUTTON SWITCH KIT

- Push button control
- 6-modes
- Stock, Low-50%, Medium-75%, High-100%, Valet, and 400% "Ludicrous"

TSB OPTIONAL SWITCH KIT		
1057705 (A)	Optional Push Button Switch Kit	All

Notes: (A) Not available for 1st generation modules with kit part number starting with "105771", or 2nd generation kit numbers 1057730, 1057734 or 1057735

PICK-UP TRUCKS

CHEVY/GMC			
MODEL	YEARS	ENGINE	PART NO
2500/3500	2001-2005	6.6L Diesel	1057735(67)
1500/2500/3500	2001-2004	All V8 Gas	1057735(67)
2500/3500	2006-2007	6.6L Diesel	1057736
1500/2500/3500	2007-2018	All	1057737
Canyon/Colorado	2004-2017	All	1057738
HHR	2006-2011	All	1057738

DODGE			
MODEL	YEARS	ENGINE	PART NO
Ram	1998.5-2002	5.9L Diesel Manual Trans	1057730(67)
Ram	2005-2006	5.9L Diesel / 5.7L HEMI	1057731
Ram 1500/2500/3500	2007	3.6L / 5.7L / 5.9L / 6.7L	1057732
Ram 1500/2500/3500	2008-2018	All	1057732
Dakota	2007-2012	All	1057732

FORD			
MODEL	YEARS	ENGINE	PART NO
F250/F350	2005-2010	6.0L / 6.4L Diesel	1057734 (67)
F150/F250/F350	2005-2008	Gas Engines	1057734 (67)
F150/F250/F350	2009-2010	Gas Engines	1057732
F150/F250/F350	2011-2018	All	1057732

JEEP

JEEP			
MODEL	YEARS	ENGINE	PART NO
Cherokee	2014-2018	All	1057738
Commander	2007	3.7L / 5.7L	1057732
Commander	2008-2010	All	1057732
Grand Cherokee	2005-2006	5.7L / 6.1L	1057731
Grand Cherokee	2007-2018	All	1057732
Liberty	2005-2006	2.8L Diesel	1057731
Liberty	2007-2012	All	1057732
Wrangler	2007-2017	All	1057732
Wrangler	2018	All	1057738

VAN

DODGE / CHRYSLER			
MODEL	YEARS	ENGINE	PART NO
Caravan	2008-2018	All	1057732
ProMaster	2014-2018	All	1057738
Town & Country	2008-2014	All	1057732

CHEVY / GMC			
MODEL	YEARS	ENGINE	PART NO
Express	2008-2017	All	1057738
Savanna	2008-2017	All	1057738

FORD			
MODEL	YEARS	ENGINE	PART NO
Transit	2014-2018	All	1057732

NOTES: (67) Optional Dash Switch not available for this application

CHEVY / GMC / CADILLAC / HUMMER			
MODEL	YEARS	ENGINE	PART NO
Avalanche	2007-2013	All	1057737
Escalade	2007-2018	All	1057737
H3	2006-2010	All	1057738
SRX	2010-2016	All	1057738
Suburban	2007-2018	All	1057737
Tahoe	2007-2018	All	1057737
Yukon	2007-2018	All	1057737

FORD			
MODEL	YEARS	ENGINE	PART NO
Edge	2007-2010	All	1057734 (67)
Edge	2011-2018	All	1057732
Escape	2009-2018	All	1057732
Expedition	2005-2008	All	1057734 (67)
Expedition	2009-2018	All	1057732
Explorer	2005-2010	All	1057734 (67)
Explorer	2011-2018	All	1057732
Flex	2009-2012	All	1057734 (67)
Flex	2013-2018	All	1057732
Freestyle	2005-2007	All	1057734 (67)
Sport-Track	2007-2010	All	1057734 (67)

DODGE/CHRYSLER			
MODEL	YEARS	ENGINE	PART NO
Aspen	2007	5.7L	1057732
Aspen	2008-2009	All	1057732
Durango	2005-2006	5.7L	1057731
Durango	2007	3.7L / 5.7L	1057732
Durango	2008-2018	All	1057732
Nitro	2007-2011	All	1057732

LINCOLN			
MODEL	YEARS	ENGINE	PART NO
MKC	2015-2018	All	1057732
MKT	2010-2012	3.5L	1057732
MKT	2010-2012	3.7L	1057734 (67)
MKT	2013-2018	All	1057732
MKX	2007-2010	All	1057734 (67)
MKX	2011-2018	All	1057732
MKZ	2007-2010	3.5L	1057732
MKZ	2010-2012	2.5L / 3.0L	1057732
MKZ	2013-2018	All	1057732
Navigator	2009-2017	All	1057732

CAR

DODGE / CHRYSLER			
MODEL	YEARS	ENGINE	PART NO
200	2015-2017	All	1057738
Challenger	2010-2018	All	1057732
Charger	2005-2006	All	1057731
Charger	2007-2018	All	1057732
Chrysler 300	2005-2006	All	1057731
Chrysler 300	2007-2018	All	1057732
Dart	2013-2016	All	1057738
Magnum	2005-2006	All	1057731
Magnum	2007-2008	All	1057732
Pacifica	2007-2008	All	1057732
Pacifica	2017-2018	All	1057738
Town & Country	2008-2014	All	1057732
Viper	2008-2017	All	1057732

BUICK / CHEVY / GMC / PONTIAC			
MODEL	YEARS	ENGINE	PART NO
Caprice	2011-2013	All	1057738
Cascada	2016	All	1057738
Cruze	2010-2016	All	1057738
ELR	2014-2016	All	1057738
G8	2008-2009	All	1057738
Impala	2014-2017	All	1057738
Lacrosse	2010-2016	All	1057738
Malibu	2013-2015	All	1057738
Regal	2011-2017	All	1057738
Verano	2012-2017	All	1057738
Volt	2011-2015	All	1057738
XTS	2013-2017	All	1057738

FORD / LINCOLN			
MODEL	YEARS	ENGINE	PART NO
Continental	2017	All	1057732
Crown Victoria	2005-2011	All	1057734 (67)
Five Hundred	2005-2007	All	1057734 (67)
Focus	2008-2018	All	1057732
Fusion	2010-2012	All	1057734 (67)
Fusion	2013-2018	All	1057732
MKS	2010-2012	3.5L	1057732
MKS	2009-2012	3.7L	1057734 (67)
MKS	2013-2017	All	1057732
Mustang	2005-2010	All	1057734 (67)
Mustang	2011-2018	All	1057732
Taurus	2008-2012	All	1057734 (67)
Taurus	2013-2018	All	1057732
Thunderbird	2003-2005	All	1057734 (67)

FIAT			
MODEL	YEARS	ENGINE	PART NO
500	2012-2018	All	1057738
500L	2013-2018	All	1057738

SATURN			
MODEL	YEARS	ENGINE	PART NO
Astra	2008-2009	All	1057738

INNOVATION DRIVEN BY COMPETITION

BD Diesel is an innovative company and superior manufacturer that distributes products worldwide for North American Diesel vehicles. Located in Abbotsford, British Columbia, Canada, we design, create, manufacture, remanufacture and distribute a wide range of products specifically engineered for performance Diesel powered applications. BD's state-of-the-art facilities cover 65,000 square feet and employ 120 plus highly-trained individuals.

TRANSMISSION / TORQUE CONVERTER DESIGN & REMANUFACTURING

Increased horsepower and torque necessitate transmission modifications to ensure reliable operation. We redesign transmissions, roller bearing designs, pistons, sprag clutches and new valve controls. Electronic designs that are performance compatible for high piston apply pressures. BD specializes in diesel powered Ford, Dodge and Chevy truck transmissions.

PRODUCT DESIGN AND CNC PRECISION MACHINING

Having a vision of new product opportunity and carrying it through to creation requires a broad knowledge and tool base. CAD software, 3D prototype printers, computerized measuring instruments managed with the right staff is essential. Controlling quality and lead times is best done internally with our Machine Shop that is equipped with six CNC Vertical and Horizontal turning centers.

TURBOCHARGER DESIGN AND OVERHAULS

Exclusive engineered turbochargers from BD outperform and outlive others. In house turbo engineers work with the manufactures on modified engine designs to select the right components for proper power level matches. New performance turbos and rebuilt stock applications for any engine are offered.

FACTORY INSTALLATION, CALIBRATION & VEHICLE REPAIR CENTER

BD's sister Valley Fuel Injection has a fully equipped, 16 bay pick up repair center with a 1,500 hp Mustang Dyno. The latest in scanning equipment and certified diesel technicians tackle everything from installing BD products to calibrating your vehicle for optimal performance and efficiency to general maintenance and repairs.

BUTTERFLY VALVE MANUFACTURING

Harnessing the power of diesel engines to control vehicle descents with a Variable Orifice exhaust brake was the first of BD's butterfly valve design. Run away engines can be stopped with the Positive Air Shutdown butterfly mounted post turbo in the intake.

FUEL INJECTION PUMP & INJECTOR REPAIR AND REMANUFACTURING

Owing to its heritage as a diesel fuel systems specialist, BD is a factory-certified Bosch, Stanadyne, Delphi and Zexel calibration and repair lab that also remanufactures both electronically-controlled and mechanical fuel pumps and injectors for all diesel engine applications. Our factory trained technicians can service automotive, commercial, agriculture and industrial diesel pumps and injectors as well as automotive gas injectors.



Learn more about performance engine parts we have.