



AIRLOCKER, INC.

4x4 Accessories

FOR IMMEDIATE RELEASE

Outback Solutions Modular Roller Drawer Systems by ARB



Seattle, March 17th/ ARB 4x4 Accessories/ -- ARB is thrilled to launch the Outback Solutions Modular Roller Drawer System range, providing off-roaders with an extremely versatile selection of products to suit a wide variety of uses. Exclusively to ARB, the Outback Solutions Modular Roller Drawer System provides new configuration and application options over traditional roller drawer systems.

The range consists of eleven modules across three styles. Modules can be mounted in various combinations, including individually, side by side and vertical. This system also provides flexibility to change, rearrange or add modules and accessories over time. A growing range of accessories allow the system to be tailored to specific needs. As well as suiting most traditional applications, Outback Solutions modules can also be fitted to non traditional applications such as flat beds, trailers, buses and more.



MODULE STYLES

The building blocks of the Outback Solutions Modular Roller Drawer System are the eleven modules. These are made up of three styles, Drawer, Drawer with Roller Floor and Roller Floor. The three styles are available in lengths of 53.35", 41.14" and 37.21" with two additional drawer modules at 33.27" and 29.33" long. Roller drawers are rated to carry 220 lbs spread evenly throughout the drawer and Roller Floors are rated to carry 165 lbs spread evenly over the top.

Drawer

Traditional roll out drawer with a fixed top floor.

Part No.	Width*	Length*	Height*
RD1355US	19.88"/505mm	53.35"/1355mm	12.20"/310mm
RD945US	19.88"/505mm	37.20"/945mm	11.02"/280mm
RD745US	19.88"/505mm	29.33"/745mm	11.02"/280mm
RD1045US	21.06"/535mm	41.14"/1045mm	11.02"/280mm
RD845US	21.06"/535mm	33.27"/845mm	11.02"/280mm

*Outer module measurements see appendix for complete measurements



Drawer with Roller Floor

Traditional roll out drawer with a roll out top floor

Part No.	Width*	Length*	Height*
RDRF1355US	19.88"/505mm	53.35"/1355mm	12.20"/310mm
RDRF945US	19.88"/505mm	37.20"/945mm	11.02"/280mm
RDRF1045US	21.06"/535mm	41.14"/1045mm	11.02"/280mm

*Outer module measurements see appendix for complete measurements



Roller Floor

Roller Floor is a fantastic new product. The Roller Floor sits only 5.51" off the vehicles floor, enabling lower mounting and easier access to items such as fridges or tool boxes. The Roller maximizes storage space with an incorporated slide out tray. When not housing a fridge, the Roller Floor has a flat top that's far more convenient to sit other items on than a traditional steel fridge slide. Ever tried to sit your groceries on top of a traditional fridge slide?

Part No.	Width*	Length*	Height*
RF1355US	19.88"/505mm	53.35"/1355mm	5.51"/140mm
RF945US	19.88"/505mm	37.20"/945mm	5.51"/140mm
RF1045US	21.06"/535mm	41.14"/1045mm	5.51"/140mm

*Outer module measurements see appendix for complete measurements



Configuration Options

Single

- All modules are able to be installed as a single into any application.
- Perfect for situations where both storage and full tub height are required.
- Mount rails are adjustable to facilitate easier installation.
- Bolt down with four 10 mm bolts to meet ADR specs.
- Consideration must be given to under vehicle access. Temporary fuel tank removal may be required on some vehicles to gain sufficient access.
- Fitting times will vary based on preferred location and under vehicle fixtures.
- Cargo barriers cannot be fitted to a single module.



Double or Multi (side by side)

- All modules are able to mount side by side.
- Bolts and a unique mount rail joiner, retain modules together.
- Double modules require only two 10 mm bolts per module.
- Put more than two modules together.
- Perfect for covered flat-beds, pickups and trailers.



Stack

- All modules are stackable provided it's stacked
 - On a fixed top drawer module.
 - On a module of the same width.
 - On a module of the same or longer length.
- Stacker modules can be fitted or removed as needs change.
- Optional short top floors are used when the lower module is longer than the stacker module.



Feature	Benefit
Modular <ul style="list-style-type: none"> Each module is a single drawer width 	<ul style="list-style-type: none"> Hundreds of configuration options Install as a single, side by side or stacked vertically Install into SUVs, dual cabs, flat beds, trailers, trucks or sheds
Add or change modules at anytime	<ul style="list-style-type: none"> Flexibility as needs change
Self locking anti roll back system on roller drawers & roller floors <ul style="list-style-type: none"> Pull all the way out to engage When engaged it will resist a horizontal closing force of 31 lbs Give a tap with the palm of your hand for an easy close 	<ul style="list-style-type: none"> Easy to use with no locking pins Single handed operation
Modern look <ul style="list-style-type: none"> Attractive aluminum edging covers bearings Hard wearing plastic trim Commercial U.V. stable carpet made in New Zealand Drawer and trays lined with O.E. automotive carpet 	<ul style="list-style-type: none"> Compliments modern vehicle interiors A refined appearance Stylish
Purpose folded stainless steel drawer runners <ul style="list-style-type: none"> More accurate than off the shelf rectangle steel stock Galvanized runners cause a rumbling sound as the galvanizing builds up on the bearings 	<ul style="list-style-type: none"> Quiet operation Stainless steel looks fantastic
Key lockable Slam Shut drawer handles <ul style="list-style-type: none"> Tried and true popular handle 	<ul style="list-style-type: none"> Ultimate easy to use handle Security Single handed operation
Slam Shut Push Pull handle on roller floors	<ul style="list-style-type: none"> No levers just pull and push Easiest roller floor to use Single handed operation
Lockable Roller Floor <ul style="list-style-type: none"> New unique feature Open drawer Lock roller floor Close drawer 	<ul style="list-style-type: none"> Security Light fingers can't access the locked drawer by pulling out the roller floor
Cross folded drawer floor	<ul style="list-style-type: none"> Drawer floor will not bow down under load Recognizable quality feature
Structural ply top <ul style="list-style-type: none"> Uses water resistant glue 	<ul style="list-style-type: none"> Robust
Vehicle specific side floor kits <ul style="list-style-type: none"> For drawer and drawer with roller floor modules Optional Growing range for popular vehicles 	<ul style="list-style-type: none"> Completes installation May be able to refit drawers to a new vehicle
Large removable side floor access panels	<ul style="list-style-type: none"> Quarter turn catch for easy access Can access factory jack in SUVs
Vertical end panels <ul style="list-style-type: none"> Optional bolt on vertical return, attaches to the end of the drawer module to stop things being pushed over the end 	<ul style="list-style-type: none"> User friendly operation
Growing range of accessories <ul style="list-style-type: none"> Cargo barriers Rear rack and dividers Side floor kits ARB/Engel fridge freezer tie downs Fold down anchor points Ongoing development More 	<ul style="list-style-type: none"> Tailor system to suit needs

Feature	Benefit
New production facility- most sophisticated yet <ul style="list-style-type: none"> • State of the art machinery • Robotics 	<ul style="list-style-type: none"> • Higher quality than existing drawers
Two year warranty	<ul style="list-style-type: none"> • Product confidence

Applications

Outback Solutions modules can be installed into any application providing sufficient space and anchorage is present. Unlike other roller drawer systems you are not limited to traditional roller drawer applications. Canopied / covered flat-beds, pickups, covered trailers, SUVs, vans, trucks, buses and sheds are just a few of the applications you might consider. Side floor kits are available for popular vehicles; however they are not mandatory fitment in any application.

Selection

There are two methods of selecting modules, either use the selection guide or design a custom system.

Selection Guide

The selection guide will provide the best results for most customers. A specific side floor kit is available for all vehicles included in the guide. Using the guide you will select two lower modules, optional stacker drawer modules and consider accessories. Fitting times are included in the guide. Unless otherwise stated any module can be fitted to either the left hand or right hand side.

Building a Custom Roller Drawer System

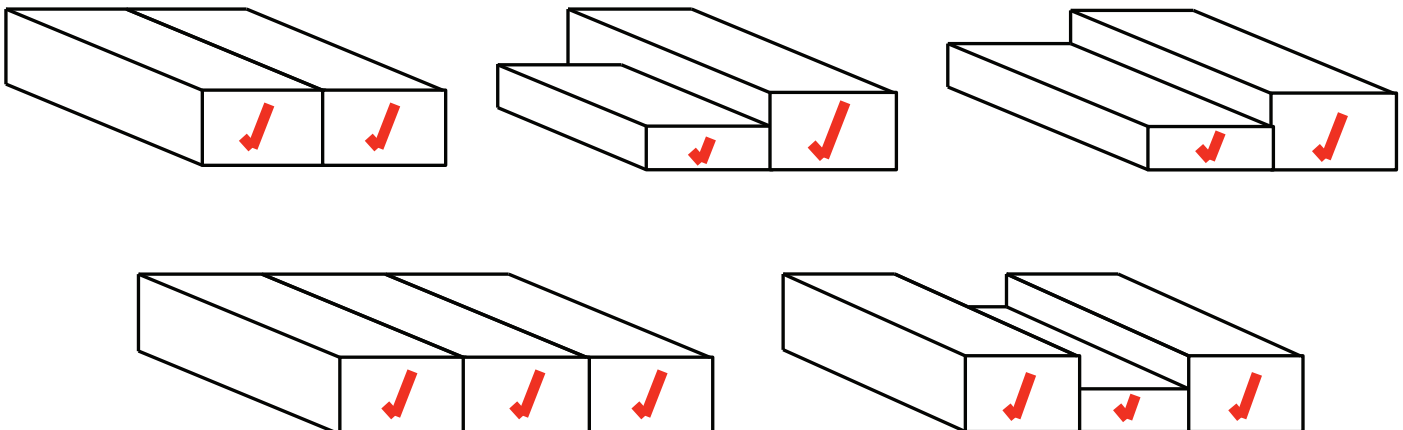
When handling a vehicle application or combination not listed in the selection guide, you will need to design a custom roller drawer system. This requires care, but allows you to create a unique solution for your customer.

When selecting modules, carefully consider the length, width, height and the compatibility of the modules you intend putting together. Fitting time will be dependent on the complexity of installation. Allow 1.5 hours per module with good access to the under floor, allow additional time if vehicle components require removal and refit. Be particularly aware of fuel tank location.

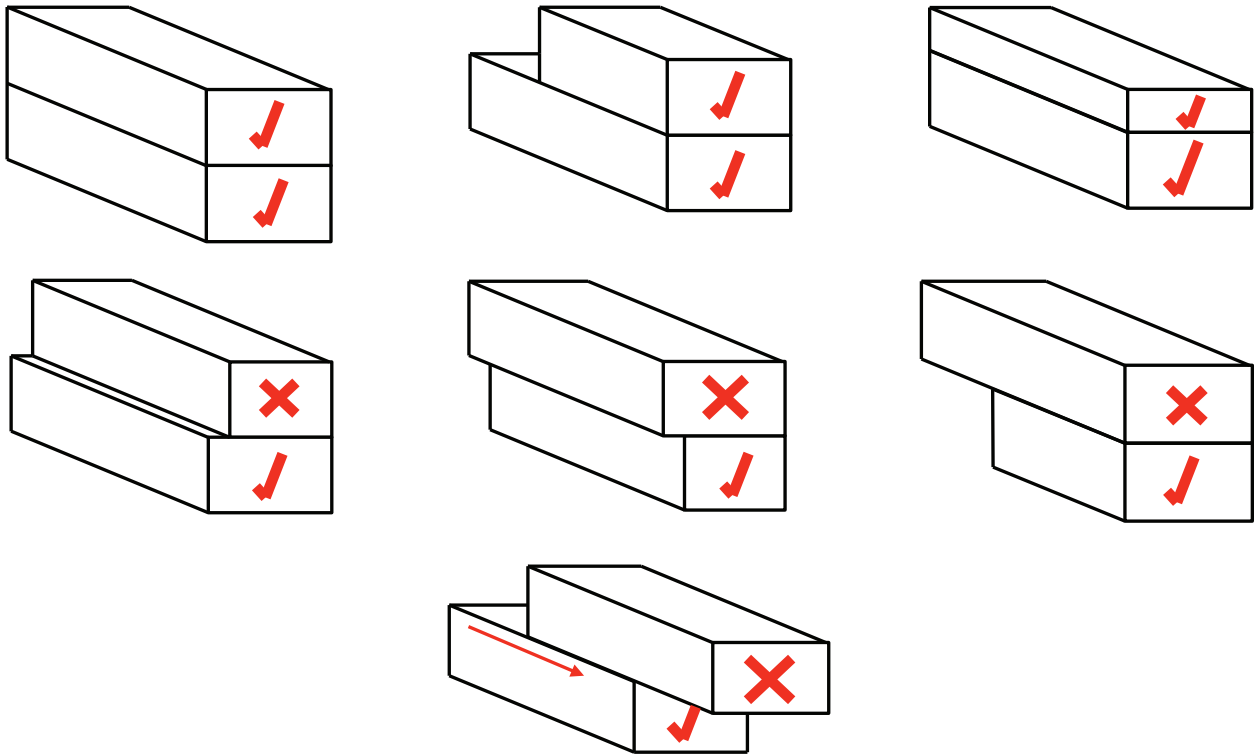
The Process

1. Measure the area available for installation, width, length and height
2. Evaluate the vehicles floor for suitability of mounting, including potential bolt locations and accessibility to the underside floor
3. Using the module complement charts or the module data sheet, choose the desired combination of modules
4. Choose lower modules first
5. Choose stack modules second
6. Consider accessories, floor kits and stack extension panels
7. Review your selection

Double & Multi




Stack



Accessories

Cargo Barrier

A cargo barrier is an absolute must when it comes to peace of mind and the safety. Outback half barriers are easily removed and refit. Stow behind the front row seats when removed.



Vehicle	Description - Cargo Barrier	Part No.
LC200 Series	All	COB200US
LC100 Series	GXL & STD 2002-07	COB10002US
LC100 Series	Rear Air Condition 2002-07	COB100SA02US
LC100 Series	GXL 1998-02	COB100GXL98US
LC100 Series	STD 1998-02	COB100STD98US
LC100 Series	Sahara - Rear Air Conditioned 98-02	COB100SA98US
LC80 Series	All	COB80US
LC76 Series	Wagon 2007 On	COB76US
Prado 120	2003-09	COBPR03US
Prado 150	2009 On	UNDER DEVELOPMENT
GU Patrol	Wagon 1997 On	COBGUUS

Rear Rack and Divider

The perfect complement to a cargo barrier is a functional rear rack and divider. The rack and divider partitions your cargo area and provides a handy shelf. Rear rack and dividers require a fixed top module to attach the divider to and can be used in combination with a fixed top module and a drawer with roller floor or a roller floor.



Vehicle	Description	Part No.
LC200 Series	All	CRRD200US
LC100 Series	All	CRRD100US
LC80 Series	All	CRRD80US
LC76 Series	All	CRRD76US
Prado 120	All	CRRDPR03US
Prado 150	All	Under Development
GU Patrol	Wagon	CRRDGUUS

Drawer Dividers

Constructed from structural ply and lined with boot carpet, dividers are a convenient way to partition sections of your drawer. Dividers are supplied with screws for fitting, but can be push fit to the drawer width until you're ready to make the position permanent. Dividers can be installed across the width of the drawer, or placed length ways between two other dividers to create smaller compartments

Drawer Module	Drawer Divider Part No.
RD1355US	DD435US
RDRF1355US	DD435US
RD1045US	DD465US
RDRF1045US	DD465US
RD945US	DD435US
RDRF945US	DD435US
RD845US	DD465US
RD745US	DD435US

Side Floor Kit

Easy install side floor kits are vehicle specific and available for most popular vehicle models. Floor kits provide a flat floor to the side wall of the vehicle and provide an accessible storage space underneath. Now you can access the factory jack storage location. Floor kits are suitable for drawer modules only and not low roller floor modules. See selection guide for vehicle application.



Fold Down Anchor Points

Fold down anchor points provide a good anchoring solution. A retainer is installed under the floor so the anchor points can be quickly removed and refit. Supplied with all the hardware needed fold down anchor points provide an economical option.



ARB/Engel Fridge Freezer Hold Downs

For those customers with an older ARB Engel fridge, this hold down kit comprises of turn buckles and hooks that attach with the handle screws. Your fridge retains its handle and can be used in conjunction with a fridge bag of that era.

ARB Part Number: **BRDFRKITUS**

Roller Floor Barrier Extension Panel

The roller floor extension panel attaches to the front of a roller floor module and facilitates the fitment of a cargo barrier. The extension panel maintains the 130 lb impact rating of the barrier and is finished in the same quality commercial carpet used on the module tops.

Roller Drawer Vertical End Panel

Vertical end panels are an optional bolt on vertical return that attaches to the end of the drawer module top and acts as a barrier to stop things being pushed over the end.

It includes tapered carpet a wing section that can be trimmed to suit and extends to the side of the vehicle. Vertical end panels are supplied as a set of two to suit either 19.69" or 20.87" wide module tops. Ideal for use with dual cabs and pickups.



Part No.	Module
RDVEP500US	RD/RDRF1355US, RD/RDRF945US, RD745US, RF1355US, RF945US
RDVEP530US	RD/RF1045US, RD845US, RF1045US

Stacker Floor Extention

Stacker floor extensions are a short floor section, used on the base module when the stacker module is shorter. The below guide will assist with selection.

Base Module	Stack Module	Floor Extension
RD1355US (19.88"/505mm wide)	RD1355US/RDRF1355US/RF1355US RD945US RDRF945US RF945US RD745US	Not Required STKFLR945US STKFLR945US STKFLR945US STKFLR745US
RD1045US (21.06"/535MM)	RD1045US/RDRF1045US/RF1045US RD845US	Not Required Supplied with RD745US
RD945US (19.88"/505mm)	RD945US/RDRF945US/RF945US RD745US	Not Required Supplied with RD745US
RD845US (21.06"/535mm)	RD845US	Not Required
RD745US (19.88"/505mm)	RD745US	Not Required