




American Autowire



MADE IN USA
★ ★ ★ ★ ★
VETERAN OWNED

2020 Street Rod Catalog

American Autowire
Wiring Harness Kits • Parts & Accessories • 2020 Street Rod Catalog

Your car may be old school, but your wiring shouldn't be.

Your wiring is one thing you want built right the first time. American Autowire provides the highest quality automotive wiring, the easiest install and the best tech support in the industry.



American Autowire



The American Autowire Difference...

American Autowire manufactures the highest quality OEM replacement wiring harnesses and complete upgraded electrical systems for original restoration, performance enhanced, and custom automobiles. Our dedicated team and their passion for cars, ensures customers will receive the right product to meet their needs. Whether a builder, dealer or enthusiast, our extensive line of American built products, expert team, and superb technical and customer support, make wiring THAT easy!

Our core values:

Customer Focus

We are dedicated to exceeding the expectations of our customers. Our daily actions are performed with the customer in mind, and we strive to continuously improve our products and ourselves. We prize innovation, and consider the end user with each new addition to our catalog.

Effective Communication

We willingly share clear, accurate information. This means addressing customer concerns, while working to find the best solution within the parts we build.

Integrity

Integrity begins with reliability. It is reinforced with honest communication, consistency in words and actions, and a willingness to accept responsibility for every item that leaves our facility.

Leadership

Every American Autowire employee demonstrates leadership qualities by promoting teamwork and seeking new solutions. We treat each other, and our customers with fairness and respect.

Safety

Safety is part of everything we do. We manufacture high-quality products in an environment where employee well-being is priority number one. Every part we manufacture must pass a thorough inspection in order to ensure trouble-free service.

Strategic Thinking

We align and prioritize our daily tasks to support American Autowire's achievement of its long-term goals. We passionately strive to see beyond the present, and look for new ways to improve.

Technical Excellence

We strive to be experts in all aspects of our field, and to be a 'go to' resource for others in our areas of proficiency.

Quality Dedication

We are passionately committed to providing superior products, utilizing our customer feedback, and producing only the highest quality work.

We proudly produce our products right here in the USA at our facility in Bellmawr, NJ!

American Autowire is a veteran-owned company.



PLUG-N-PLAY...


...AND BE ON YOUR WAY!

A Plug-n-Play Experience:

Wiring harnesses & accessories installed as direct replacements to the original factory wiring - **no guesswork.**

That's what American Autowire offers through the Factory Fit® product line. All Factory Fit® reproduction wiring harnesses are made exactly to original General Motors factory standards, using OEM blueprints and GM parts. This type of wiring requires the less labor time and electrical knowledge on the part of the installer. Harnesses will appear and install exactly as the original did. You only need to know the specifics of your vehicle to accurately order the correct harnesses that you'll need (for example: year, make, model, engine, transmission, air conditioning, console gauges, etc.). No terminating or crimping necessary. You can be sure you'll get a perfect fit - a Factory Fit®!


GM fuse boxes with original style glass fuses used on every harness



70+ OEM switches available



Factory Fit® encompasses over 9,000 OEM restoration wiring harnesses, battery cables, switches, and spark plug wire sets for GM cars and trucks between 1947 and 1982.



Every Factory Fit® wiring harness is recreated to original GM specifications

Many engine and front light harnesses can be modified for an internally regulated alternator or HEI. These options allow owners to maintain an original appearance while modifying the harness for their specific needs. Factory Fit® harnesses are what you want if you are looking for show quality original



harnesses. American Autowire offers a free online OEM wiring quote tool at shop.americanautowire.com. Find all the restoration parts and prices available to your specific year/make/model vehicle!

American Autowire also offers complete modified restoration kits for specific year/make/model vehicles in the Classic Update Series



American Autowire

We Make Wiring THAT Easy!





Highway Series

Our most POWERFUL and VERSATILE wiring systems

The Highway Series was developed to handle the most demanding power requirements and accessories. With the Highway Series, you have the most flexibility in fuse box placement, and the freedom to customize your vehicle however you like. Each wiring system comes with complete, easy to understand instructions to guide you through every step. Steps are divided into individual labeled bags, each containing everything you need to complete the step, keeping you organized and getting you on the road faster.


Pre-Engineered for Power and Customization!

- **Developed to handle the most demanding power requirements and accessories**
- **Enhanced 6 gauge buss bars give you an additional level of quality**
- **Non-Conductive G-10 body and backplate prevent accidental shorting or grounding from fuses or loose connections**
- **Longer coils of wire provide greater flexibility in placing the fuse box where YOU want it**
- **Superior 175 Amp protection with our MegaFuse Kit**
- **Screwdown locking system gives you a scientifically proven vibration proof connection**

A IGNITION/STARTER  Connecting the first bag will reward you with a fully connected ignition system allowing you to start your engine. No other device will have been connected but you're definitely off to a great start.	IGNITION SWITCH ADAPTER GM COLUMN  IGNITION SWITCH 	B ALTERNATOR  After connecting Bag B, your vehicle will recharge its battery, so hopefully you haven't left it running for a while...
MEGAFUSE KIT The MegaFuse Kit will protect your investment with its 175 Amp fuse. 	C HEADLIGHTS  Connecting the C bag will reward you with the ability to see in the dark - at least with your vehicle's headlights!	HEADLIGHT SWITCH  DIMMER SWITCH 
D TURN SIGNALS  Once you have finished Bag D, you can operate your turn signal lights.	E GAUGE PANEL  Bag E completes your dash gauge connections for your speedometer and other instrumentation.	F ACCESSORIES  Bag F is for Finished as you connect your accessories and various final components and you're done!

- **Step by Step Process**
- **Each Bag Completes a Step of the Project**
- **Full Color Schematics**
- **Detailed Instructions**
- **Complimentary Tech Support**

Highway 15



- ① • G-10 Composite Panel Base
4.5" L x 4.5" W x 3.5" H
- ② • Nylon 6/6 Panel Components
- ③ • GXL/XLPE GM Color Coded Wire
- ④ • Easy to Read Wire Labeling
- ⑤ • Self-Locking Screw Clamp Interface
- ⑥ • 15 power outputs in 8 fuses and
1 circuit breaker
- ⑦ • Gauge Cluster Disconnect
- ⑧ • 8-Gauge Alternator Feed
- ⑨ • 175 Amp MegaFuse Protection
- ⑩ • Ignition, Headlight, and Dimmer Switches
- Full Color, Step-by-Step Instructions

ACCESSORIES on page 6



Highway 22



500695


- 1 • G-10 Composite Panel Base
7.5" L x 4.5" W x 3.125" H
- 2 • Nylon 6/6 Panel Components
- 3 • GXL/XLPE GM Color Coded Wire
- 4 • Easy to Read Wire Labeling
- 5 • Battery & Accessory Power Expansion
- 6 • Self-Locking Screw Clamp Interface
- 7 • 19 power outputs in 15 fuses; 1 Circuit Breaker
- 8 • Gauge Cluster Disconnect
- 9 • 8-Gauge Alternator Feed
- 10 • 175 Amp MegaFuse Protection
- 11 • 40 Amp Fan Relay (HW-22 only)
- 12 • Ignition, Headlight, and Dimmer Switches
- Full Color, Step-by-Step Instructions

ACCESSORIES
on page 6



LONG WIRE TRUNK MOUNT KIT
AVAILABLE (500839)
on page 6

Highway 15 Nostalgia



500944

- 1** As if directly out of the 50's, the innovators at American Autowire have brought you the greatest looking system and put it together with America's #1 selling street rod & custom car wiring system. The traditional Braid-n-Lacquer wire, with its high gloss finish and extremely colorful flare will add that needed finishing touch while giving the best, safest and easiest to install electrical component system available today!
- 2** The Highway 15 Modular Panel creates a versatile and expandable base for your nostalgia street rod or custom. This "brute" in a small package is built with the very best heavy duty components. Built into this panel you will find heavy duty leads for battery, ignition, accessory, horn relay, and turn signal.
- 3** Nylon 6/6 components! All 15 output power connections are protected by 9 fused circuits consisting of: 1 turn/hazard flasher circuit, 1 ignition only circuit, 3 battery circuits, and 4 ignition accessory circuits. This system covers everything you need in a small, easy to mount panel!
- 4** Included with every Nostalgia Wiring System is a new dash mounted ignition switch, headlight switch with an auto-reset circuit breaker, and floor dimmer switch, all with mating connectors and terminals.
- 5** Front lighting includes all headlight, park light, and directional circuits. Headlight connectors and terminals are provided
- 6** 175 Mega Fuse system protection
- 7** Heavy gauge wire for panel connection power and alternator (or generator) circuits.
- 8** The instrument cluster wiring comes ready for speedometer, tachometer, water temp., oil pressure, fuel, voltmeter, as well as provisions for turn signal and high beam indicator lights. Unique design of "gauge cluster disconnect" makes connecting up to 6 gauges on your workbench simple and convenient. The less time spent under your dash the better!
- 9** Complete wiring for steering column including horn, directional signal switch and 4-way hazards. Mating connectors are provided for both 3 7/8" and 4 1/4" GM steering column switches for direct plug in. Mating connectors and terminals allow adaptation to any existing steering column turn signal switch.
- 10** We have provided long lead wires for all rear connections, such as taillights, brake lights, and fuel sender. Wires are color consistent throughout so identification is easy and fast. All terminals and connectors are provided wherever there is a pre-defined need.

ACCESSORIES
on page 6

Highway Series Accessories

37796

**GM "SI" Series to GM "CS" Series
Alternator Adapter**



500295

**GM "SI" Series to GM "CS130D"
Alternator Adapter**



500212

**Electronic Speedometer &
Tachometer Connector**


6 way, universal connector &
terminals for use with VDO,
Autometer, Stewart-Warner, etc.



500585

**Electronic Speedometer &
Tachometer Connector**

8 way, universal connector &
terminals for use with VDO,
Autometer, Stewart-Warner, etc.



500081

Courtesy Light Connection Kit

Uses #631 bulb



500839

Optional Long Wire Trunk Mount Kit

This kit allows you to mount the Highway 22 Panel in the trunk or rear of most any vehicle and consists of a series of wires (240") which replace standard component kit wires that may be too short when the kit is mounted in the back of the vehicle.



500544

**Compact Universal Ground
Splice System**

Assures dash is grounded in either
metal or fiberglass bodied vehicle.



500100

Self Tapping Door Jamb Switch

Self tapping & self adjusting 3/8"-24
switch. Terminal included.



500101

Snap-Fit Door Jamb Switch

Requires .825" mounting hole.
Terminals included.



500102

Screw-Mount Door Jamb Switch

Requires .75" diameter hole. Built-in
mounting plate. Terminals included.



500548

4-Wire Harness

Disconnects

1-1/4" mounting hole, 4 wire
disconnect, grommet & terminals
included.



500564

6-Wire Harness

Disconnects

1-3/8" mounting hole, 6 wire
disconnect, grommet & terminals
included.



500547

8-Wire Harness

Disconnects


1-1/2" mounting hole, 8 wire
disconnect, grommet & terminals
included.



PERFORMANCE SYSTEMS INTEGRATION

YOUR SOURCE FOR **LSX** CONVERSION PARTS!


AMERICAN AUTOWIRE DEALER



LSX WIRING HARNESSSES

GM GEN II, III, IV, & V LS/LT & VORTEC BASED ENGINES AND TRANSMISSIONS

- ALSO AVAILABLE
- AIR CONDITIONING KITS
 - CHASSIS HARNESSSES
 - EXHAUST /HEADERS
 - EFI GAS TANKS
 - GAUGE CLUSTERS
 - RADIATORS



FOLLOW US ON:



American Autowire T-Shirts

- 510431 ... Black Small
- 510432 ... Black Medium
- 510433 ... Black Large
- 510434 ... Black X-Large
- 510435 ... Black 2X-Large
- 510436 ... Black 3x-Large
- 510437 ... Gray..... Small
- 510438 ... Gray..... Medium
- 510439 ... Gray..... Large
- 510440 ... Gray..... X-Large
- 510441 ... Gray..... 2X-Large
- 510442 ... Gray..... 3X-Large

Builder Series

BUILDER 19 SERIES

Complete Integrated Fuse Box Wiring System

BIG power in a SMALL panel!

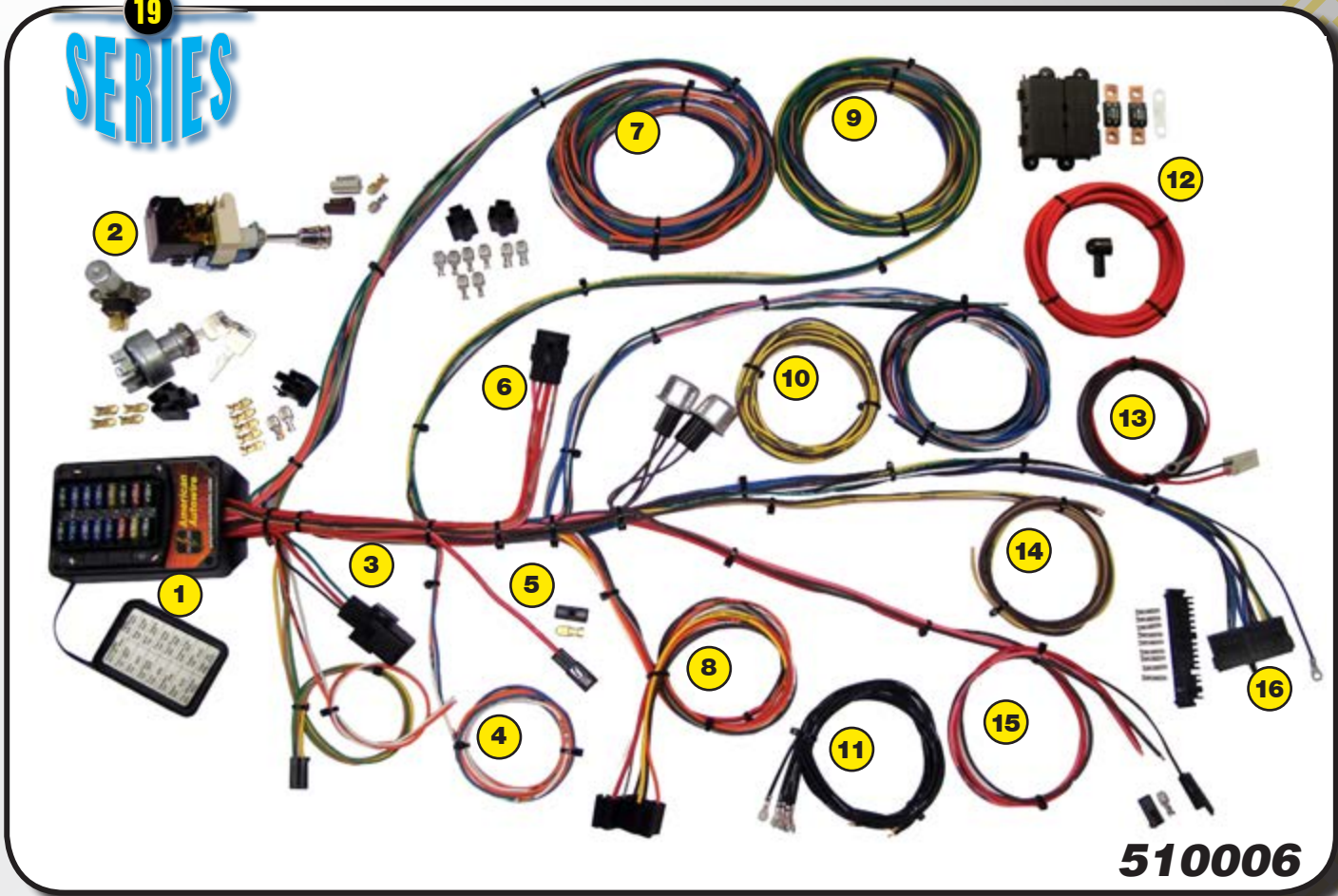
The Builder Series represents the next stage in Integrated Fuse Box Wiring. It is the perfect fit for those tight wiring spots in kit cars, roadsters, etc. It incorporates a slim fuse panel with mounting pads and an attached fuse panel cover with an inner label, identifying all circuits by description and fuse rating. All high output circuits incorporate the same superior spring steel reinforced terminals as used in the Highway Series wiring systems, making the Builder Series second to none in durability and reliability.



The Builder 19 wiring system is a favorite of our friends at Kindig-it Design. They've used the Builder 19 in most of their builds including the "Copper Caddy," (pictured above) which was featured on "Bitchin' Rides" season 2.




BUILDER 19 SERIES



510006


- 1** Sealed ATO style fuse box with integral mounting base and fuse cover. Cover contains fuse ratings and circuit descriptions. Harness allows for nearly all aftermarket accessories such as gauge packages, wiper systems, heat & air conditioning systems, etc. Fuse box is mounted in an under dash position.
- 2** Headlight switch with internal 30 amp breaker, ignition switch with indexed connector, floor dimmer switch, late model GM column mounted ignition switch connectors, and connector for GM HEI distributors.
- 3** New horn relay, long floor dimmer and courtesy light connections.
- 4** Standard brake light connections with provision for a third brake light.
- 5** Heavy gauge main fuse panel feed wire.
- 6** Accessory circuit connection to facilitate power windows, power seats, power door locks, electric fuel pump, and spare battery circuits.
- 7** Front lighting includes extra long leads for special routing when a custom under hood appearance is desired. Headlight connectors and terminals are included. Electric engine fan relay trigger circuit, horn, and gauge sender feed wiring is also included.
- 8** Indexed headlight switch connection.
- 9** Rear body wiring includes wires for all running, directional, and stop light circuits. A fuel tank sender lead is also included.
- 10** Standard turn signal and hazard flasher. Circuit wiring for electric tachometer, electric speedometer, voltmeter, oil pressure gauge, water temperature gauge, and fuel gauge. Optional connectors and terminals are available to create an "instrument cluster disconnect" for easy instrument panel mounting.
- 11** Ground leads for headlight switch and all front and rear lighting.
- 12** 175 amp mega-fuse protection on both the fuse panel feed and alternator charging circuit. 6 gauge alternator charge cable included..
- 13** Alternator leads for one wire and GM internally regulated alternators.
- 14** Heat and air conditioning lead wires as well as accessory radio and battery clock leads.
- 15** Extra long ignition, accessory, and battery leads for the ignition switch. A separate alternator exciter lead wire is wired in.
- 16** Steering column connectors will plug directly into most aftermarket steering columns as well as 1969 and later GM columns. Original columns can also be wired by using the supplied mating connector and terminals.

POWER PLUS




510004

- 1** Nylon 6/6 Panel Components. Fuse box is best mounted in an under dash position.
- 2** GXL/XLPE (-60 °F - 275 °F) Heat Resistant Wiring. Circuit labeled. GM color coded.
- 3** Horn relay, floor dimmer and courtesy light connections.
- 4** Standard brake light connections with third brake light.
- 5** Heavy gauge main fuse panel feed wire.
- 6** Complete engine compartment wiring for lighting and engine.
- 7** Complete instrument cluster wiring for electric gauges.
- 8** Indexed headlight switch connection.
- 9** Complete rear body wiring for lighting and fuel tank.
- 10** Ground leads for headlight switch and all front and rear lighting.
- 11** 175 amp mega-fuse protection on both the fuse panel feed and alternator charging circuit. 6 gauge alternator charge cable included.
- 12** Starter solenoid wires.
- 13** Heat and air conditioning lead wires as well as accessory radio and battery clock leads.
- 14** Long ignition, accessory, and battery leads for the ignition switch. A separate alternator exciter lead wire is wired in. Includes GM column mounted ignition switch connectors.
- 15** Plug-in steering column connector for 1969 and later GM columns. Original columns can also be wired by using the supplied mating connector and terminals.
- 16** Headlight and floor dimmer switches.



Power Plus 20

POWER PLUS



510008

- 1** Nylon 6/6 Panel Components. Fuse box is best mounted in an under dash position. 20 fused circuits.
- 2** GXL/XLPE (-60 °F - 275 °F) Heat Resistant Wiring. Circuit labeled. GM color coded.
- 3** Horn relay, floor dimmer/courtesy, and dome light connections.
- 4** Standard brake light connections with third brake light.
- 5** Heavy gauge main fuse panel feed wire.
- 6** Complete engine compartment wiring for lighting and engine.
- 7** Complete instrument cluster wiring for electric gauges.
- 8** Indexed headlight switch connection.
- 9** Complete rear body wiring for lighting and fuel tank.
- 10** Ground leads for headlight switch and all front and rear lighting.
- 11** 175 amp mega-fuse protection on both the fuse panel feed and alternator charging circuit. 6 gauge alternator charge cable included.
- 12** Starter solenoid wires.
- 13** Heat and air conditioning lead wires as well as accessory radio and battery clock leads.
- 14** Long ignition, accessory, and battery leads for the ignition switch. A separate alternator exciter lead wire is wired in. Includes GM column mounted ignition switch connectors.
- 15** Plug-in steering column connector for 1969 and later GM columns. Original columns can also be wired by using the supplied mating connector and terminals
- 16** Headlight and floor dimmer switches.
- 17** High-powered accessory disconnects for power windows, power locks, etc.



Builder & Power Plus Accessories


37796
GM "SI" Series to GM "CS" Series
Alternator Adapter




500295
GM "SI" Series to GM "CS130D"
Alternator Adapter



500505
Universal Gauge Disconnect Kit
Disconnectable harness for electric gauges. Services speedo, tach, fuel, oil, water, and voltmeter. Includes wiring for lighting & indicators. Terminals & instructions included.



500585
Electronic Speedometer & Tachometer Connector
8 way, universal connector & terminals for use with VDO, Autometer, Stewart-Warner, etc.



500081
Courtesy Light Connection Kit
Uses #631 bulb



500429
Integrated Fuse Box Power Tap Connector Set
Used with the Power Plus and Classic Update series kits GM ATO fuse boxes to add battery, ignition, and accessory power taps from the face of the fuse panel.



500544
Compact Universal Ground Splice System
Assures dash is grounded in either metal or fiberglass bodied vehicle.




500100
Self Tapping Door Jamb Switch
Self tapping & self adjusting 3/8"-24 switch. Terminal included.



500101
Snap-Fit Door Jamb Switch
Requires .825" mounting hole. Terminals included.



500102
Screw-Mount Door Jamb Switch
Requires .75" diameter hole. Built-in mounting plate. Terminals included.




Bulkhead Disconnects

These bulkhead connector sets come with a grommet designed to form fit to one half of the connector. A tight seal helps keep a clean connection and passenger compartment. We make it easy since the system comes in four sizes.

- A. 500548** 4 Wire
- B. 500564** 6 Wire
- C. 500547** 8 Wire
- D. 500566** ... 9 Wire

Severe Duty Universal


SEVERE DUTY



510564

- 1** Fully sealed 22 circuit fuse box with circuitry that is proprietary to American Autowire is rated at 200 amps.
- 2** Features 8 optional accessory circuits.
- 3** Electronic Flasher for use with LED turn signals.
- 4** New 200 amp sealed manually resettable circuit breaker offers complete system protection, as well as providing the ability to shut the power to the system off in the event that repairs are necessary.
- 5** Main harness comes pre-terminated at one end in fully sealed connectors with over 200" of tough heat resistant GXL wire with the primary functions printed every 2" for easy installation and diagnoses.
- 6** Power harness comes pre-terminated at one end in fully sealed connectors with over 100" of tough heat resistant GXL wire.
- 7** The accessory kit includes a sealed connector that plugs into the fuse box in the optional outlet. It includes seals and terminals with 4x400" of 18, 16, 14, and 12 gauge wire in different colors for all of your additional power requirements.
- 8** Instrument Cluster wiring is designed with a "cluster harness disconnect" system for easy service and assembly. The system will also connect into most popular aftermarket gauges such as DAKOTA DIGITAL, CLASSIC INSTRUMENTS, AUTOMETER, VDO, and others.
- 9** Subkits for connecting turn signals, headlights, tail lights, parking lights, brake lights, gauges, third brake light, license plate light, and basic engine functions and senders included. All subkits are pre-terminated at one end and provide long lengths of tough heat resistant GXL wire with the function of each wire printed every 2".
- 10** A 30 amp headlight switch and dimmer switch are provided for your convenience. Connections for these switches come pre-terminated to make installation faster if you choose to use these switches.
- 11** Engine wiring includes feeds for coil, tach, water temperature, oil pressure, electric choke, transfer case warning lamp, under hood lamp, transmission kickdown, and electric speedometer (if needed).
- 12** Front lighting includes extra long leads. All head light, parking light, directional light, and side marker light leads, along with horn.

Severe Duty Kit Accessories



Severe Duty Relay Panel

Details

510599

The Severe Duty Relay Panel is a weatherproof system designed for driving all of your power accessories in rugged environments. The panel features compact, fully sealed enclosure that houses eight 35 amp ground triggered relays.

The Kit Includes:

- An all new fully-sealed relay box rated to 180 amps of total output for all of your power accessories.
- Features eight 35 amp relays each protected by 30 amp fuses.
- Five fully sealed connectors. Two for input power, and three for output circuits.
- Eight normally open, ground activated, circuits. There are also six normally closed, ground activated, circuits available.
- Plenty of tough GXL wire in assorted colors and sizes (18ga-10ga) to keep all of your circuits easily identifiable.
- Includes all the terminals, seals, and cavity plugs for unused circuits to keep your connections weatherproof.



500666

22 Port Bulkhead Connector Kit

Requires 2" hole. Weather-tight connection. Seals and terminals included. Accepts up to 12 gauge wire.

510609

Metri-Pack & Weather-Pack Crimp Tool

Crimps both metri-pack and weather-pack terminals. Used with 12-18 gauge wire.



510602

60 Amp Weatherproof Relay Kit

Includes terminals, insulation boot and two slow-blow 60 amp fuses with a pre-terminated weatherproof connector.



510598


200 Amp Weatherproof Circuit Breaker

Manually re-settable. Terminals & heat shrink included.



See pages 102 & 103
for weatherproof
headlight enhancement
and
40 amp relays.

Route 9 Universal



510625

- 1** Compact ATO-Style fuse panel featuring battery, ignition and accessory power busses. All high amperage output circuits incorporate the same superior spring steel reinforced terminals that are used in our Highway Series wiring systems.
- 2** The combination turn signal/hazard flasher mounted on the panel supports LED lighting for front and rear directional lights and dash turn signal indicator lights.
- 3** Horn relay mounted inline on the harness.
- 4** Steering column wiring supports any user-specified turn signal switch.
- 5** Engine wiring includes feeds for the coil, oil pressure sender, water temperature sender, tachometer, starter, alternator, and distributor. Main power to the fuse panel and power output from the alternator are supplied through a heavy gauge feed and fusible link protection.
- 6** Front lighting includes extra long leads that can be routed for stock or custom appearances of the headlight, parking light, and directional light leads. Dimmer switch wiring is identified.
- 7** Rear body lighting accommodates turn signal, license light, and brake lights with long length wires that allow for original or custom routing.
- 8** Sender lead wires are provided for electric fuel tank sender units.

"The Route 9 Universal Wiring System is the newest addition to our growing line of universal wiring systems designed for builders requiring basic electrical system functionality. Taking the design cues from our Highway 22 and Highway 15 kits, American Autowire has developed an entry-level kit that provides a complete vehicle electrical solution in a compact, "bulletproof" package. This is the perfect wiring solution for hot rods, rat rods, or any vehicle requiring a basic, full-function electrical system."

- Michael Manning

American Autowire President

Route 9 Accessories

Battery Trunk Mount Kits

All of the trunk mount kits come with both a positive (red) cable and a negative (black) cable. The positive and negative cable are 18' long and are made from 1 ga. wire. Each style head has its own protective covers which are also color coded. With each kit, you also receive the proper battery ends (lugs) as well as a crimping tool to make your battery cable connections as professional as possible.

500723

Top Post

w/ neg. secondary 10 ga. lead (36" long), cables, lugs, crimping tool

500724

Side Post

w/ cables, lugs, crimping tool

Battery Under Hood Mount Kits

All of the under hood mount kits come with both a positive (red) cable and a negative (black) cable. The positive and negative cable are 6' long and made from 1 ga. wire. Each style head has its own protective cover which is also color coded. With each kit you also receive the proper battery ends (lugs) and a crimping tool to give your battery cables a professional crimp every time!

500725

Top Post

w/ neg. secondary 10 ga. lead (36" long), cables, lugs, crimping tool

500726

Side Post

w/ cables, lugs, crimping tool



500428

GM Column Turn Signal Connector Set

3-7/8" & 4-1/4" Connector set allows the correct terminal and connector body connection to any 1969 or newer GM steering column without the use of exposed terminals or wiring.



500257

GM Column Ignition Kit

Includes terminals.



500341

GM Style Headlight Switch with Connector Kit

Includes terminals, connector, nut, shaft & knob.



500042

Floor Dimmer Switch



See page 105 for a complete description of battery cable kits.



510659

Gauge Cluster Connector & Terminal Disconnect Kit

Build your own gauge cluster disconnect.



500081

Courtesy Light Connection Kit

Uses #631 bulb



500204

GM HEI Ignition Connector Kit

Includes terminal.



500205

GM HEI Tach Connector Kit

Includes terminal.



500456

Universal Ignition Switch

Includes terminals.



500286

Floor Dimmer Connector Kit

Includes terminals.



510644

Electric Speedometer Add-On Kit

Power, ground, signal wires and connectors.

Classic Update Series

Classic Update



**Complete & Updated
wiring systems
for specific year
model vehicles**

The Classic Update Series is a complete kit in a box!

Classic Update complete wiring kits are made for the automotive enthusiast who wants some modern amenities in their classic vehicle. These kits include everything you need to modernize your classic vehicle: Headlight, Dimmer, and Ignition switches (in most cases); Boots, Tubes, and Grommets; Fuses, Relays, and Flashers; Original Connectors, Terminals, and Disconnects. Classic Update wiring systems are made for specific make/model/year vehicles and are currently available in 59 kits!

* These kits are designed for MODIFIED original vehicles, not OEM restoration projects.

Kits Feature:

- 1 Original headlight, parking light, and rear body lighting and boot, tube and grommet assemblies for weatherproof protection. Original factory taillight sockets are provided as required.
- 2 Modern ATO fuse box comes completely ready to install under the dash.
- 3 Original dome lighting and under dash lighting included.
- 4 Enough spare circuits to add power door locks, power windows and much more!
- 5 Attachment to original or reproduction taillight assemblies are an easy plug-in.
- 6 All original connectors are provided for connecting to all original equipment.
- 7 Connect any steering column from the original to fully modified.
- 8 Wiring harness is completely GM color coded and labeled. We even supply the color code to adapt the original system.
- 9 Ready to connect to updated Internally regulated and single wire alternators. Connects to GM style HEI ignition as well as most aftermarket ignitions.

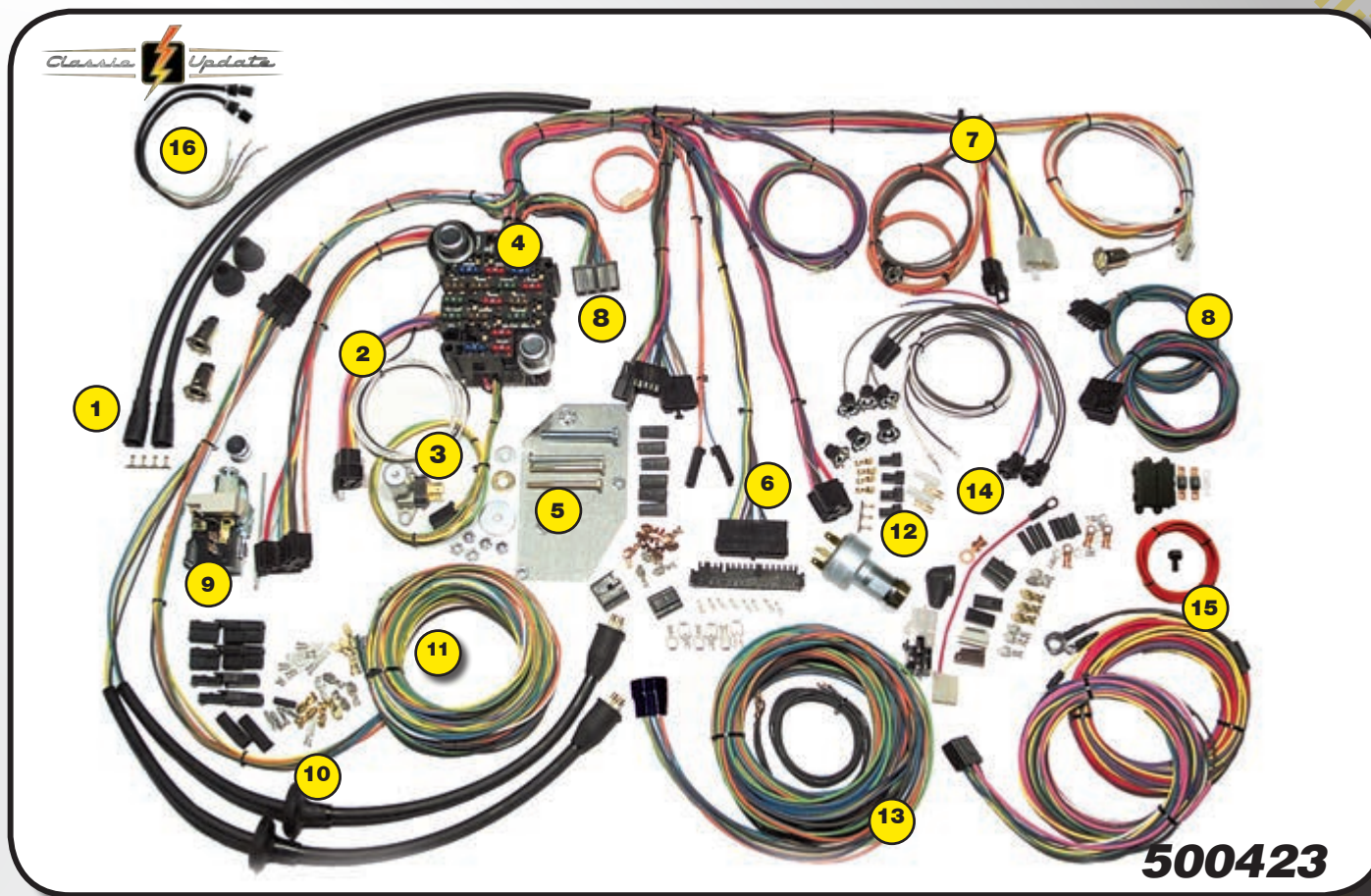
**What's missing from
"The Competition"?**



Switches • Headlight • Dimmer • Ignition • Boots
Tubes • Grommets • Fuses • Relays • Flashers


Original Connectors • Terminals • Disconnects

55 - 56 Chevy Passenger, Wagon, Nomad



- 1** Parking light weatherproof boot, tube assemblies and light sockets are included. Extra long leads are supplied for custom routing.
- 2** Accessory disconnect provided for connections to power windows, power seats, cruise control, fuel pump, power door locks, extra radio (CB) or optional power accessory.
- 3** New floor dimmer switch is provided.
- 4** Standard turn signal and hazard flashers mounted on fuse panel.
- 5** Fuse box and custom mounting plate are designed for bolt-on, under dash installation. All required hardware supplied.
- 6** Steering column connectors will plug directly into most aftermarket steering columns as well as 1969 and later GM columns which utilize stock GM turn signal switches. The original column can also be wired by using the supplied mating connector and terminals.
- 7** Heater control panel lighting, power, and blower motor leads are included for original style heaters as well as aftermarket heat and AC updates.
- 8** Instrument Cluster wiring is designed with a "cluster harness disconnect" system for easy service and assembly. All original terminals, connectors, and light sockets are also supplied for original cluster gauges.
- 9** Replacement headlight switch with internal circuit breaker, retention collar nut, adjustable length shaft, and custom knob, extra connectors and instructions are included.
- 10** Original design rear body weatherproof boot and tube assemblies and original design light sockets make attachment to original or reproduction taillight assemblies an easy plug-in.
- 11** Rear body harness assembly is designed to plug into the main harness in the original under dash position utilizing existing retention clips. License plate connectors and terminals included. Fuel tank sender wire and terminal included. Special terminals included for original style door jamb switches and overhead dome light.
- 12** New ignition switch is included with indexed connector. No key and tumbler with this kit.
- 13** Front lighting includes extra long leads for special routing when custom under hood appearance is desired. All headlight, park light and directional light connectors and terminals are provided, as well as a switched trigger wire for electric fan relay (usually recommended with AC).
- 14** Engine wiring includes connectors for points type and HEI distributors. Power and tach connectors supplied for GM HEI distributors. Alternator connectors are supplied for GM "SI" series internal regulator and "one wire" alternators.
- 15** Engine wiring includes starter and gauge sender leads for water temp, oil pressure, and fuse links. 175 amp mega-fuse protection on both the fuse panel feed and alternator charging circuit. 6 gauge alternator charge cable included.
- 16** Original design headlight bucket harnesses.

57 Chevy Passenger, Wagon, Nomad




500434

- 1** Original headlight bucket grommets and original parking light bar components supplied. Extra long leads are supplied for custom routing.
- 2** Accessory disconnect provided for connections to power windows, power seats, cruise control, fuel pump, power door locks, extra radio (CB) or optional power accessory.
- 3** New floor dimmer switch is provided.
- 4** Standard turn signal and hazard flashers mounted on fuse panel.
- 5** New ignition switch is included with indexed connector.
- 6** Steering column connectors will plug directly into most aftermarket steering columns as well as 1969 and later GM columns which utilize stock GM turn signal switches. The original column can also be wired by using the supplied mating connector and terminals.
- 7** Heater control panel lighting, power, and blower motor leads are included for original style heaters as well as aftermarket heat and AC updates.
- 8** Instrument Cluster wiring is designed with a "cluster harness disconnect" system for easy service and assembly. All original terminals, connectors, and light sockets are also supplied for original cluster gauges.
- 9** Replacement headlight switch with internal circuit breaker, retention collar nut, adjustable length shaft, and custom knob, extra connectors and instructions are included.
- 10** Original design rear body weatherproof boot and tube assemblies and original design light sockets make attachment to original or reproduction taillight assemblies an easy plug-in.
- 11** Rear body harness assembly is designed to plug into the main harness in the original under dash position utilizing existing retention clips. License plate connectors and terminals included. Fuel tank sender wire and terminal included. Special terminals included for original style door jamb switches and overhead dome light.
- 12** Front lighting includes extra long leads for special routing when custom under hood appearance is desired. All headlight, park light and directional light connectors and terminals are provided, as well as a switched trigger wire for electric fan relay (usually recommended with AC).
- 13** Engine wiring includes connectors for points type and HEI distributors. Power and tach connectors supplied for GM HEI distributors. Alternator connectors are supplied for GM "SI" series internal regulator and "one wire" alternators.
- 14** Engine wiring includes starter and gauge sender leads for water temp, oil pressure, and tach. 175 amp mega-fuse protection on both the fuse panel feed and alternator charging circuit. 6 gauge alternator charge cable included.

Keys & tumbler not included in this kit.


67-68 Chevy Camaro



500661

- 1** Replacement headlight switch with internal 30 amp circuit breaker included. Retention collar nut, adjustable length shaft, and custom knob are also included.
- 2** Standard turn signal and hazard flashers are mounted on fuse panel. A new horn relay is mounted on the main dash harness.
- 3** Fuse box designed to fit in original location. All required hardware supplied. New ATO fuse box allows easy fuse and circuit breaker accessibility. Harness allows for nearly all aftermarket accessories such as: gauge packages, wiper systems, heat and air conditioning systems, etc.
- 4** Original switch connector bodies! (Exclusive to American Autowire)
- 5** Steering column connectors will plug directly into most aftermarket steering columns as well as 1969 and later GM columns which utilize stock GM turn signal switches. The original column can also be wired by using the supplied mating connector and terminals.
- 6** Original Dash Panel instrument Cluster Connector
- 7** Along with wiring for your original dome/interior lighting, separate under dash light sockets are included.
- 8** Original light sockets! (Exclusive to American Autowire)
- 9** Instrument Cluster wiring is designed with a "cluster harness disconnect" system for easy service and assembly. All original terminals, connectors (exclusively from American Autowire), and light sockets are also supplied for original cluster gauges. However, the best aspect of the disconnect system is that any gauge cluster package can be easily and neatly wired in. This includes AUTOMETER, CLASSIC INSTRUMENTS, CLASSIC DASH, DAKOTA DIGITAL, STEWART WARNER, and VDO just to name a few.
- 10** New ignition switch included with indexed connector. Additionally the system comes with column mounted ignition switch connectors for adapting late model columns. Key and lock included in kit.
- 11** Rear body harness assembly is designed to plug into the main harness in the original connector bodies. Flexibility in harness design allows for original or custom routing. Rear body wiring includes backup light wires and mating connectors for backup light leads. License plate lead, connectors, and terminals included. Fuel tank sender wire and terminal included.
- 12** EXCLUSIVE! You'll find all the original style light socket pigtailed into every aspect of this system making it the most complete system of its type in the industry!
- 13** New floor dimmer switch is provided. Wire length and connection accommodate original floor mount dimmer switch.
- 14** GM bulkhead connector for the engine and front light wiring is included.
- 15** Original boots for every location needing protection!! (Exclusive to American Autowire)
- 16** Engine wiring includes connectors for original points type as well as HEI distributors. Power and tach connectors supplied for GM HEI distributors. Alternator connectors are supplied for GM "SI" series internally regulated alternators. GM "CS" series alternator adapter is available separately.
- 17** Front lighting includes extra long leads for special routing when custom under hood appearance is desired. All headlight, park light and directional light connectors and terminals are provided, as well as a switched trigger wire for electric fan relay (usually recommended with AC).

69 Chevy Camaro




500686

- 1** Replacement headlight switch with internal 30 amp circuit breaker included. Retention collar nut, adjustable length shaft, and custom knob are also included.
- 2** Standard turn signal and hazard flashers are mounted on fuse panel. A new horn relay is mounted on the main dash harness.
- 3** Fuse box designed to fit in original location. All required hardware supplied. New ATO fuse box allows easy fuse and circuit breaker accessibility. Harness allows for nearly all aftermarket accessories such as: gauge packages, wiper systems, heat and air conditioning systems, etc.
- 4** Original switch connector bodies! (Exclusive to American Autowire)
- 5** Steering column connectors will plug directly into most aftermarket steering columns as well as 1969 and later GM columns which utilize stock GM turn signal switches.
- 6** Along with wiring for your original dome/interior lighting, separate under dash light sockets are included.
- 7** Instrument Cluster wiring is designed with a "cluster harness disconnect" system for easy service and assembly. All original terminals, connectors (exclusively from American Autowire), and light sockets are also supplied for original cluster gauges. However, the best aspect of the disconnect system is that any gauge cluster package can be easily and neatly wired in. This includes AUTOMETER, CLASSIC INSTRUMENTS, CLASSIC DASH, DAKOTA DIGITAL, STEWART WARNER, and VDO just to name a few.
- 8** Rear body harness assembly is designed to plug into the main harness in the original connector bodies. Flexibility in harness design allows for original or custom routing. Rear body wiring includes backup light wires and mating connectors for backup light leads. License plate lead, connectors, and terminals included. Fuel tank sender wire and terminal included.
- 9** EXCLUSIVE! You'll find all the original style light socket pigtailed into every aspect of this system making it the most complete system of its type in the industry!
- 10** New floor dimmer switch is provided. Wire length and connection accommodate original floor mount dimmer switch.
- 11** EXCLUSIVE! Original bulkhead connector for the engine and front light wiring is included and ready for installation. Original routing of the new harness without any body modifications!
- 12** Engine wiring includes connectors for original points type as well as HEI distributors. Power and tach connectors supplied for GM HEI distributors. Alternator connectors are supplied for GM "SI" series internally regulated alternators. GM "CS" series alternator adapter is available separately.
- 13** Front lighting includes extra long leads for special routing when custom under hood appearance is desired. All headlight, park light and directional light connectors and terminals are provided, as well as a switched trigger wire for electric fan relay (usually recommended with AC).

Ignition switch not included in kit.

70 - 73 Chevy Camaro




510034

- 1** Replacement headlight switch with internal 30 amp circuit breaker included. Retention collar nut, adjustable length shaft, and custom knob are also included.
- 2** Standard turn signal and hazard flashers are mounted on fuse panel. A new horn relay is mounted on the main dash harness.
- 3** Fuse box designed to fit in original location. All required hardware supplied. New ATO fuse box allows easy fuse and circuit breaker accessibility. Harness allows for nearly all aftermarket accessories such as: gauge packages, wiper systems, heat and air conditioning systems, etc.
- 4** Original switch connector bodies! (Exclusive to American Autowire)
- 5** Steering column connectors will plug directly into most aftermarket steering columns as well as 1969 and later GM columns which utilize stock GM turn signal switches. Stock GM ignition switch connectors are provided
- 6** Along with wiring for your original dome/interior lighting, separate under dash light sockets are included.
- 7** New floor dimmer switch is provided. Wire length and connection accommodate original floor mount dimmer switch.
- 8** Instrument Cluster wiring is designed with a "cluster harness disconnect" system for easy service and assembly. All original terminals, connectors (exclusively from American Autowire), and light sockets are also supplied for original cluster gauges. However, the best aspect of the disconnect system is that any gauge cluster package can be easily and neatly wired in. This includes AUTOMETER, CLASSIC INSTRUMENTS, CLASSIC DASH, DAKOTA DIGITAL, STEWART WARNER, and VDO just to name a few.
- 9** Rear body harness assembly is designed to plug into the main harness in the original connector bodies. Flexibility in harness design allows for original or custom routing. Rear body wiring includes backup light wires and mating connectors for backup light leads. License plate lead, connectors, and terminals included. Fuel tank sender wire and terminal included.
- 10** EXCLUSIVE! You'll find all the original style light socket pigtailed in every aspect of this system making it the most complete system of its type in the industry!
- 11** EXCLUSIVE! Original bulkhead connector for the engine and front light wiring is included and ready for installation. Original routing of the new harness without any body modifications!
- 12** Engine wiring includes connectors for original points type as well as HEI distributors. Power and tach connectors supplied for GM HEI distributors. Alternator connectors are supplied for GM "SI" series internally regulated alternators. GM "CS" series alternator adapter is available separately.
- 13** Front lighting includes extra long leads for special routing when custom under hood appearance is desired. All headlight, park light and directional light connectors and terminals are provided, as well as a switched trigger wire for electric fan relay (usually recommended with AC).
- 14** High powered accessory plug for power windows, power locks, etc

Ignition switch not included in kit.

74 - 77 Chevy Camaro




510567

- 1** A replacement headlight switch with internal 30amp circuit breaker, retention collar nut, adjustable length shaft, and custom knob.
- 2** Standard turn signal and hazard flashers are mounted on fuse panel. A new horn relay is mounted on the main dash harness.
- 3** Fuse box designed to fit in original location with no modifications. All required hardware supplied. New ATO fuse panel allows for easy fuse and circuit breaker accessibility. Harness is laid out and formed to allow for nearly all aftermarket accessories such as: gauge packages, wiper systems, heat and air conditioning systems, etc.
- 4** Original switch connector bodies - an American Autowire exclusive feature.
- 5** Steering column connectors can plug directly into many aftermarket steering columns, or stock 1974-77 GM columns that use stock GM turn signal switches.
- 6** Complete factory heater harness assembly included.
- 7** Separate under dash courtesy lamps for use along with your original dome/interior lighting.
- 8** Instrument Cluster wiring is designed with a "cluster harness disconnect" system for easy service and assembly. Original terminals and PC board connector (another American Autowire exclusive) are provided for stock cluster connections. The system will also connect into most popular aftermarket gauges such as AUTOMETER, CLASSIC INSTRUMENTS, DAKOTA DIGITAL, STEWART WARNER, VDO and others.
- 9** Rear body harness assembly plugs into the main harness in the stock location, and our longer leads allow for stock or custom routing of the wires. Rear body wiring includes complete backup light leads with correct lamp sockets, complete stop and tail light leads with correct lamp sockets, complete rear side marker leads with correct long focal length molded lamp sockets, complete license plate leads with correct lamp sockets, and fuel tank sender wire with trunk grommet and tank connection.
- 10** New floor dimmer switch is provided for ease of installation. Wire length and connection accommodate original floor mount dimmer switch.
- 11** GM bulkhead connectors for the engine and front light wiring are included (another American Autowire exclusive) and allow for easy installation with original or custom routing.
- 12** Engine wiring includes connectors for original points type as well as H.E.I. distributors. Power and tach connectors supplied for GM H.E.I. distributors. 175 amp mega-fuse protection on both the fuse panel feed and alternator charging circuit. 6 gauge alternator charge cable included.
- 13** Front lighting includes extra long leads that can be routed for stock, or optional appearances. All headlight connectors and terminals, parking and directional light leads and lamp sockets are provided along with a switched trigger wire for an electric fan relay (usually recommended with AC).
- 14** All the various connectors and terminals for your wiper/washer system are provided.

ACCESSORIES
PAGE 48


78 - 80 Chevy Camaro



510581

- 1** A replacement headlight switch with internal 30amp circuit breaker, retention collar nut, adjustable length shaft, and custom knob.
- 2** Standard turn signal and hazard flashers are mounted on fuse panel. A new horn relay is mounted on the main dash harness.
- 3** Fuse box designed to fit in original location. All required hardware supplied. New ATO fuse box allows easy fuse and circuit breaker accessibility. Harness allows for nearly all aftermarket accessories such as: gauge packages, wiper systems, heat and air conditioning systems, etc.
- 4** Original switch connector bodies!
(Exclusive to American Autowire)
- 5** Complete factory heater harness assembly included.
- 6** Separate under dash courtesy lamps for use along with your original dome/interior lighting.
- 7** Instrument Cluster wiring is designed with a "cluster harness disconnect" system for easy service and assembly. Original terminals and PC board connector (another American Autowire exclusive) are provided for stock cluster connections. The system will also connect into most popular aftermarket gauges such as AUTOMETER, CLASSIC INSTRUMENTS, DAKOTA DIGITAL, STEWART WARNER, VDO and others.
- 8** Rear body harness assembly plugs into the main harness in the stock location, and our longer leads allow for stock or custom routing of the wires. Rear body wiring includes complete backup light leads with correct lamp sockets, complete stop and tail light leads with correct lamp sockets, complete turn signal leads with correct lamp sockets, complete rear side marker leads with correct long focal length molded lamp sockets, complete license plate lead connection to plug into your lamps, and fuel tank sender wire with trunk grommet and tank connection.
- 9** New floor dimmer switch is provided for ease of installation. Wire length and connection accommodate original floor mount dimmer switch.
- 10** GM bulkhead connectors for the engine and front light wiring are included (another American Autowire exclusive) and allow for easy installation with original or custom routing.
- 11** Engine wiring includes wire and connectors for GM H.E.I. distributors. Alternator connectors are supplied for GM "SI" series internally regulated alternators. GM "CS" series alternator adapter is available separately.
- 12** Front lighting includes extra long leads that can be routed for stock, or optional appearances. All headlight connectors and terminals, parking and directional light leads and lamp sockets, and side marker leads and lamp sockets are provided along with a switched trigger wire for an electric fan relay (usually recommended with AC).
- 13** All the various connectors and terminals for your wiper/washer system are provided.

64 - 67 Chevy Chevelle




500981

- 1** Replacement headlight switch with internal 30 amp circuit breaker included. Retention collar nut, adjustable length shaft, and custom knob are also included.
- 2** Standard turn signal and hazard flashers mounted on the fuse panel. A new horn relay is mounted on the main dash harness.
- 3** Fuse box designed to fit in original location with mods to the firewall, template included. All required hardware supplied. New ATO fuse box allows easy fuse and circuit breaker accessibility. Harness allows for nearly all aftermarket accessories such as: gauge packages, wiper systems, heat and air conditioning systems, etc.
- 4** Original switch connector bodies! (Exclusive to American Autowire)
- 5** Steering column connectors will plug directly into most aftermarket steering columns as well as 1969 and later GM columns which utilize stock GM turn signal switches. The original column can also be wired by using the supplied mating connector and terminals.
- 6** Along with wiring for your original dome/interior lighting, separate under dash light sockets are included.
- 7** Instrument Cluster wiring is designed with a "cluster harness disconnect" system for easy service and assembly. All original terminals, connectors (exclusively from American Autowire), and light sockets are also supplied for original cluster gauges. However, the best aspect of the disconnect system is that any gauge cluster package can be easily and neatly wired in. This includes AUTOMETER, CLASSIC INSTRUMENTS, CLASSIC DASH, DAKOTA DIGITAL, STEWART WARNER, and VDO just to name a few.
- 8** New ignition switch, lock cylinder, and keys are included with indexed connector.
- 9** Rear body harness assembly is designed to plug into the main harness in the original connector bodies. Flexibility in harness design allows for original or custom routing. Rear body wiring includes backup light wires and mating connectors for backup light leads. License plate lead, connectors, and terminals included. Fuel tank sender wire and terminal included.
- 10** EXCLUSIVE! You'll find all the original style light socket pigtailed into every aspect of this system making it the most complete system of its type in the industry!
- 11** New floor dimmer switch is provided. Wire length and connection accommodate original floor mount dimmer switch.
- 12** EXCLUSIVE! GM bulkhead connector for the engine and front light wiring is included and ready for installation.
- 13** Engine wiring includes connectors for original points type as well as HEI distributors. Power and tach connectors supplied for GM HEI distributors. Alternator connectors are supplied for GM "SI" series internally regulated alternators. GM "CS" series alternator adapter is available separately.
- 14** Front lighting includes extra long leads for special routing when custom under hood appearance is desired. All headlight, park light and directional light connectors and terminals are provided, as well as a switched trigger wire for electric fan relay (usually recommended with AC).

68 - 69 Chevy Chevelle

Classic  Update




510158

- 1** Replacement headlight switch with internal 30 amp circuit breaker, retention collar nut, adjustable length shaft, and custom knob included.
- 2** Standard turn signal and hazard flashers mounted on the fuse panel. A new horn relay is mounted on the main dash harness.
- 3** Fuse box designed to fit in original location. All required hardware supplied. New ATO fuse panel allows for easy fuse and circuit breaker accessibility. Harness allows for nearly all aftermarket accessories such as: gauge packages, wiper systems, heat and air conditioning systems, etc.
- 4** Original switch connector bodies! (Exclusive to American Autowire)
- 5** Steering column connectors can plug directly into most aftermarket steering columns or stock 1969 GM columns that use stock GM turn signal switches.
- 6** Under dash courtesy lamps for use in addition to your original dome/interior lighting.
- 7** Instrument Cluster wiring has a "cluster harness disconnect" system for easy service and assembly. Original terminals and connectors (another American Autowire exclusive) are provided for stock cluster connections. Connects into most popular aftermarket gauges such as AUTOMETER, CLASSIC INSTRUMENTS, DAKOTA DIGITAL, STEWART WARNER, VDO and others.
- 8** Rear body harness assembly plugs into the main harness in the stock location. Longer leads allow for stock/custom routing of the wires. Rear body wiring has backup light lead wires with correct lamp sockets, stop and taillight lead wires with correct lamp sockets, terminals to mate with the license plate connection wire, side marker lead and ground wires with lamp sockets, and fuel tank sender wire with trunk grommet and tank connection.
- 9** New floor dimmer switch is provided for ease of installation. Wire length and connection accommodate original floor mount dimmer switch.
- 10** GM bulkhead connectors for the engine and front light wiring (another American Autowire exclusive) and allow for easy installation with original or custom routing.
- 11** Original style light sockets, switch body connectors, terminals, etc.
- 12** Engine wiring includes connectors for original points type as well as HEI distributors. Power and Tach connectors supplied for GM HEI distributors. Alternator connectors are supplied for GM "SI" series internally regulated alternators. GM "CS" series alternator adapter is available separately.
- 13** Front lighting includes extra long leads that can be routed for stock or optional appearances. All headlight, parking and directional light connectors and terminals are provided along with a switched trigger wire for an electric fan.

Ignition switch not included with this kit.

70 - 72 Chevy Chevelle




510105

- 1** Replacement headlight switch with internal 30 amp circuit breaker, retention collar nut, adjustable length shaft, and custom knob included.
- 2** Standard turn signal and hazard flashers mounted on the fuse panel. A new horn relay is mounted on the main dash harness.
- 3** Fuse box designed to fit in original location. All required hardware supplied. New ATO fuse box allows easy fuse and circuit breaker accessibility. Harness allows for nearly all aftermarket accessories such as: gauge packages, wiper systems, heat and air conditioning systems, etc.
- 4** Original switch connector bodies! (Exclusive to American Autowire)
- 5** Steering column connectors will plug directly into factory plug-in.
- 6** Separate under dash courtesy lamps for use along with original dome/interior lighting.
- 7** Original style light sockets, switch body connectors, terminals, etc. packed into every aspect of this harness help make it the most complete system of its type in the industry!
- 8** Instrument Cluster wiring is designed with a "cluster harness disconnect" system for easy service and assembly. All original terminals, connectors (exclusively from American Autowire), and light sockets are also supplied for original cluster gauges. However, the best aspect of the disconnect system is that any gauge cluster package can be easily and neatly wired in. This includes AUTOMETER, CLASSIC INSTRUMENTS, CLASSIC DASH, DAKOTA DIGITAL, STEWART WARNER, and VDO just to name a few.
- 9** Rear body harness assembly plugs into the main harness in the stock location and our longer leads allow for stock or custom routing of the wires. Rear body wiring includes backup light lead wires with correct lamp sockets, stop and taillight lead wires with correct lamp sockets, terminals to mate with the license plate connection wire, side marker lead and ground wires with lamp sockets, and fuel tank sender wire with trunk grommet and tank connection.
- 10** New floor dimmer switch is provided for ease of installation. Wire length and connection accommodate original floor mount dimmer switch.
- 11** EXCLUSIVE! GM bulkhead connector for the engine and front light wiring is included and ready for installation. Allows original or custom routing of the new harness.
- 12** Engine wiring includes connectors for original points type as well as HEI distributors. Power and tach connectors supplied for GM HEI distributors. Alternator connectors are supplied for GM "SI" series internally regulated alternators. GM "CS" series alternator adapter is available separately.
- 13** Front lighting includes extra long leads for special routing when custom under hood appearance is desired. All headlight, park light and directional light connectors and terminals are provided, as well as a switched trigger wire for electric fan relay (usually recommended with AC).

Ignition switch not included with this kit.

64 - 72 Chevelle Station Wagon & El Camino Add-on*




1964-1967
500999


*used with 64-67, 68-69, or 70-72 Chevelle Classic Update kits

These add-on kits provide the necessary rear body wiring for Chevelle station wagons and El Caminos when used with our Chevelle Classic Update kits.

1968-1972
510166



70 - 72 Monte Carlo

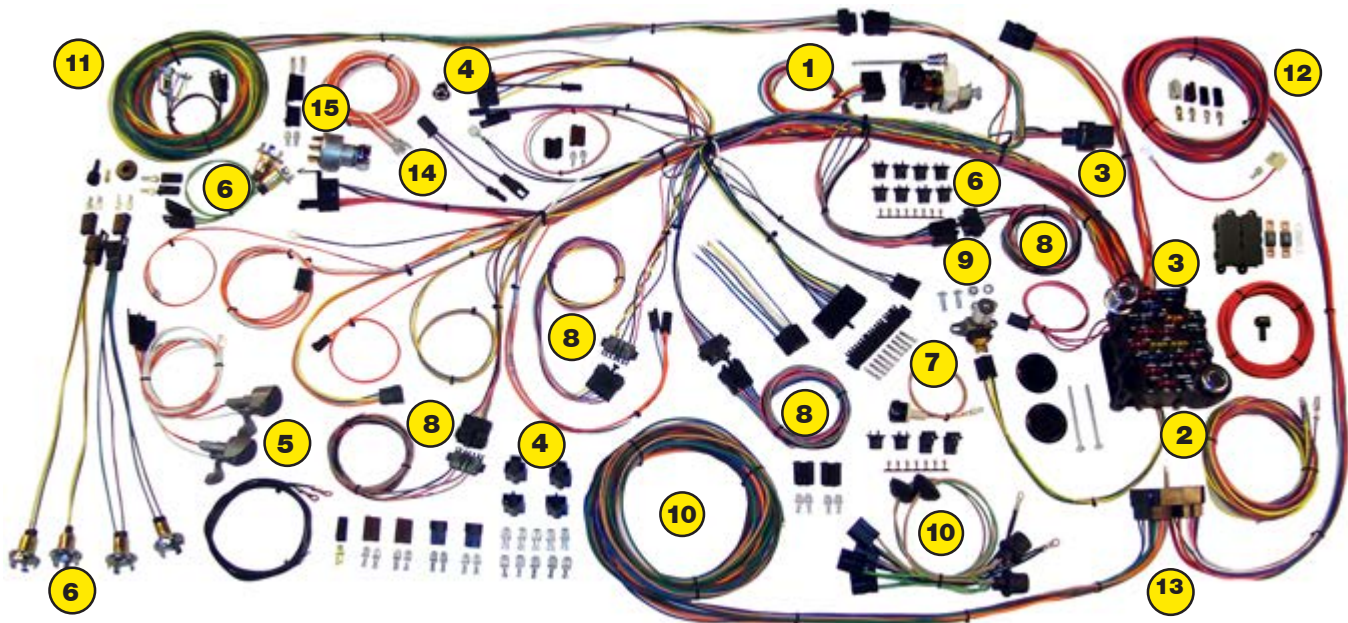


510336

- 1** A replacement headlight switch with internal 30 amp circuit breaker, retention collar nut, adjustable length shaft, and custom knob.
- 2** Standard turn signal and hazard flashers mounted on the fuse panel. A new horn relay is mounted on the main dash harness.
- 3** Fuse box designed to fit in original location. All required hardware supplied. New ATO fuse panel allows for easy fuse and circuit breaker accessibility. Harness is laid out and formed to allow for nearly all aftermarket accessories such as; gauge packages, wiper systems, heat and air conditioning systems, etc.
- 4** Original switch connector bodies - an American Autowire exclusive feature.
- 5** Steering column connectors can plug directly into most aftermarket steering columns or stock 1970-72 GM columns that use stock GM turn signal switches.
- 6** Separate under dash courtesy lamps for use along with your original dome/interior lighting.
- 7** Instrument Cluster wiring is designed with a "cluster harness disconnect" system for easy service and assembly. Original terminals and connectors (another American Autowire exclusive) are provided for stock cluster connections. The system will also connect into most popular aftermarket gauges such as AUTOMETER, CLASSIC INSTRUMENTS, DAKOTA DIGITAL, STEWART WARNER, VDO and others.
- 8** Rear body harness assembly plugs into the main harness in the stock location and our longer leads allow for stock or custom routing of the wires. Rear body wiring includes backup light lead wires with correct lamp sockets, stop and taillight lead wires with correct lamp sockets, terminals to mate with the license plate connection wire, side marker lead and ground wires with lamp sockets, and fuel tank sender wire with trunk grommet and tank connection.
- 9** New floor dimmer switch is provided for ease of installation. Wire length and connection accommodate original floor mount dimmer switch.
- 10** GM bulkhead connectors for the engine and front light wiring are included (another American Autowire exclusive) and allow for easy installation with original or custom routing.
- 11** Engine wiring includes connectors for original points type as well as H.E.I. distributors. Power and tach connectors supplied for GM H.E.I. distributors. Alternator connectors are supplied for GM "SI" series internally regulated alternators. GM "CS" series alternator adapter is available separately.
- 12** Front lighting includes extra long leads that can be routed for stock or optional appearances. All headlight, parking and directional light connectors (lamp socket pigtails are also provided for 1971 and 1972 applications) and terminals are provided along with a switched trigger wire for an electric fan relay (usually recommended with AC).
- 13** Monte Carlo only rear tail lamp extension harnesses with grommets and lamp sockets.
- 14** Original style light sockets, switch body connectors, terminals, etc. packed into every aspect of this harness help make it the most complete system of its type in the industry!

Ignition switch not included.

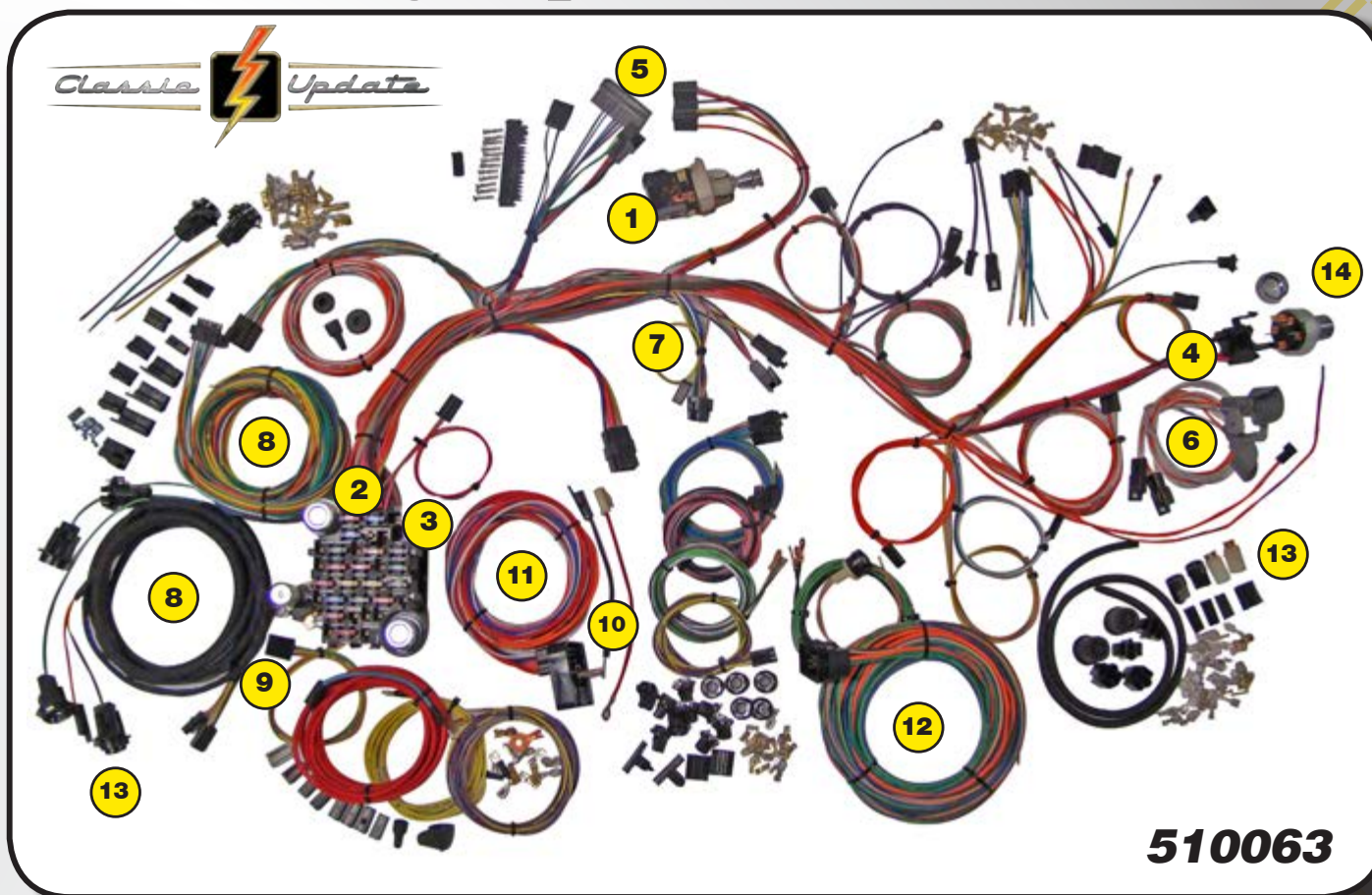
59 - 60 Chevy Impala



510217

- 1** Replacement headlight switch with internal 30 amp circuit breaker, retention collar nut, adjustable length shaft, and custom knob.
- 2** Standard turn signal and hazard flashers are mounted on fuse panel. A new horn relay is mounted on the main dash harness.
- 3** Fuse box designed to fit in original location with mods to the firewall, template included. All required hardware supplied. New ATO fuse panel allows for easy fuse and circuit breaker accessibility. Harness allows for nearly all aftermarket accessories such as: gauge packages, wiper systems, heat and air conditioning systems, etc.
- 4** Original switch connector bodies! (Exclusive to American Autowire)
- 5** Separate under dash courtesy lamps for use along with your original dome/interior lighting.
- 6** Original style light sockets, switch body connectors, terminals, etc.
- 7** Steering column connectors can plug directly into most aftermarket steering columns. An adapter is supplied for stock 1959-60 GM columns and original GM turn signal switches.
- 8** Instrument Cluster wiring is designed with a "cluster harness disconnect" system for easy service and assembly. Original terminals and connectors (another American Autowire exclusive) are provided for stock cluster connections. The system will also connect into most popular aftermarket gauges such as AUTOMETER, CLASSIC INSTRUMENTS, STEWART WARNER, VDO, and others.
- 9** New floor dimmer switch is provided for ease of installation. Wire length and connection accommodate original floor mount dimmer switch.
- 10** Front lighting includes extra long leads that can be routed for stock or optional appearances. All headlight, parking light and directional light connectors and terminals provided along with switched trigger wire for electric fan relay (usually recommended with AC).
- 11** Rear body harness assembly plugs into the main harness in the stock location and our longer leads allow for stock or custom routing of the wires. Rear body wiring includes backup light lead wires with correct lamp sockets or connectors, stop and taillight lead wires with correct lamp sockets, terminals, connectors and lamp sockets to mate with the license plate lamp, and fuel tank sender wire with trunk grommet and tank connection.
- 12** Engine wiring includes connectors for original points type as well as H.E.I. distributors. Power and tach connectors supplied for GM H.E.I. distributors. 175 amp mega-fuse protection on both the fuse panel feed and alternator charging circuit. 6 gauge alternator charge cable included.
- 13** GM bulkhead connector for the engine and front light wiring is included and ready for installation.
- 14** GM bulkhead connectors for the engine and front light wiring are included (another American Autowire exclusive) and allow for easy installation with original or custom routing.
- 15** New ignition switch included.

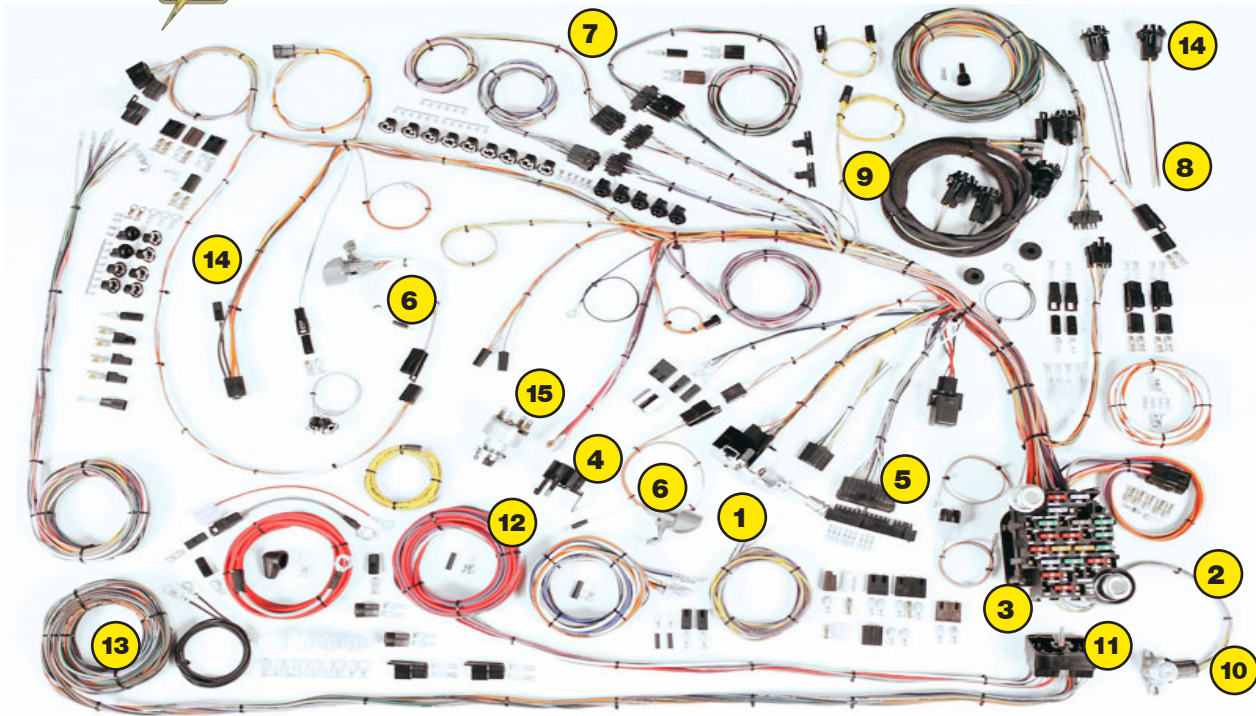
61-64 Chevy Impala



510063

- 1** Replacement headlight switch with internal 30 amp circuit breaker included. Retention collar nut, adjustable length shaft, and custom knob are also included.
- 2** Standard turn signal and hazard flashers mounted on the fuse panel. A new horn relay is mounted on the main dash harness.
- 3** Fuse box designed to fit in original location with modifications (template included). All required hardware supplied. New ATO fuse box allows easy fuse and circuit breaker accessibility. Harness allows for nearly all aftermarket accessories such as: gauge packages, wiper systems, heat and air conditioning systems, etc.
- 4** Original switch connector bodies! (Exclusive to American Autowire)
- 5** Steering column connectors will plug directly into most aftermarket steering columns as well as 1969 and later GM columns which utilize stock GM turn signal switches. The original column can also be wired by using the supplied mating connector and terminals.
- 6** Along with wiring for your original dome/interior lighting, separate under dash light sockets are included.
- 7** Instrument Cluster wiring is designed with a "cluster harness disconnect" system for easy service and assembly. All original terminals, connectors (exclusively from American Autowire), and light sockets are also supplied for original cluster gauges. However, the best aspect of the disconnect system is that any gauge cluster package can be easily and neatly wired in. This includes AUTOMETER, CLASSIC INSTRUMENTS, CLASSIC DASH, DAKOTA DIGITAL, STEWART WARNER, and VDO just to name a few.
- 8** Rear body harness assembly is designed to plug into the main harness in the original connector bodies. Flexibility in harness design allows for original or custom routing. Rear body wiring includes backup light wires and mating connectors for backup light leads. License plate lead, connectors, and terminals included. Fuel tank sender wire and terminal included.
- 9** New floor dimmer switch is provided. Wire length and connection accommodate original floor mount dimmer switch.
- 10** EXCLUSIVE! GM bulkhead connectors for the engine and front light wiring is included and ready for installation. Allows original or custom routing of the new harness.
- 11** Engine wiring includes connectors for original points type as well as HEI distributors. Power and tach connectors supplied for GM HEI distributors. Alternator connectors are supplied for GM "SI" series internally regulated alternators. GM "CS" series alternator adapter is available separately.
- 12** Front lighting includes extra long leads for special routing when custom under hood appearance is desired. All headlight, park light and directional light connectors and terminals are provided, as well as a switched trigger wire for electric fan relay (usually recommended with AC).
- 13** EXCLUSIVE! You'll find all the original style light socket pigtaills packed into every aspect of this system making it the most complete system of its type in the industry!
- 14** New ignition switch is included with indexed connector. Additionally the system comes with column mounted ignition switch connectors for adapting late model columns.


65 Chevy Impala



510360

- 1** Replacement headlight switch with internal 30 amp circuit breaker, retention collar nut, adjustable length shaft, and custom knob.
- 2** Standard turn signal and hazard flashers are mounted on fuse panel. A new horn relay is mounted on the main dash harness.
- 3** Fuse box designed to fit in original location with mods to the firewall, template included. All required hardware supplied. New ATO fuse panel allows for easy fuse and circuit breaker accessibility. Harness is laid out and formed to allow for nearly all after market accessories such as; gauge packages, wiper systems, heat and air conditioning systems, etc.
- 4** Original switch connector bodies - an American Autowire exclusive feature.
- 5** Steering column connectors can plug directly into many aftermarket steering columns. Mating connector and terminals included for original switch with a factory column that use stock GM turn signal switches.
- 6** Separate under dash courtesy lamps for use along with your original dome/interior lighting.
- 7** Instrument Cluster wiring is designed with a "cluster harness disconnect" system for easy service and assembly. Original terminals and connectors (another American Autowire exclusive) are provided for stock cluster connections. The system will also connect into most popular aftermarket gauges such as AUTOMETER, CLASSIC INSTRUMENTS, STEWART WARNER, VDO, and others.
- 8** Rear body harness assembly plugs into the main harness in the stock location and our longer leads allow for stock or custom routing of the wires. Rear body wiring includes backup light lead wires with correct lamp sockets or connectors, stop and taillight lead wires with correct lamp sockets, terminals, connectors and lamp sockets to mate with the license plate lamp, and fuel tank sender wire with trunk grommet and tank connection.
- 9** New trunk lid harness that is assembled complete with correct protective loom, tail lamp sockets, and trunk lamp power feed.
- 10** New floor dimmer switch is provided for ease of installation. Wire length and connection accommodate original floor mount dimmer switch.
- 11** GM bulkhead connectors for the engine and front light wiring are included (another American Autowire exclusive) and allow for easy installation with original or custom routing.
- 12** Engine wiring includes connectors for original points type as well as H.E.I. distributors. Power and tach connectors supplied for GM H.E.I. distributors. Alternator connectors are supplied for GM "SI" series internally regulated alternators. GM "CS" series alternator adapter is available separately.
- 13** Front lighting includes extra long leads that can be routed for stock or optional appearances. All headlight, park light and directional light connectors and terminals are provided along with a switched trigger wire for an electric fan relay (usually recommended with AC).
- 14** Original style light sockets, switch body connectors, terminals, etc.
- 15** New ignition switch with indexed connector included.

66 - 68 Chevy Impala



1 Replacement headlight switch with internal 30 amp circuit breaker, retention collar nut, adjustable length shaft, and custom knob.

2 Standard turn signal and hazard flashers are mounted on fuse panel. A new horn relay is mounted on the main dash harness.

3 Fuse box designed to fit in original location with mods to the firewall, template included. All required hardware supplied. New ATO fuse panel allows for easy fuse and circuit breaker accessibility. Harness is laid out and formed to allow for nearly all after market accessories such as; gauge packages, wiper systems, heat and air conditioning systems, etc.

4 Original switch connector bodies - an American Autowire exclusive feature.

5 Steering column connectors can plug directly into many aftermarket steering columns. Mating connector and terminals included for original style turn signal switches.

6 Separate under dash courtesy lamps for use along with your original dome/interior lighting.

7 Instrument Cluster wiring is designed with a "cluster harness disconnect" system for easy service and assembly. Original terminals and connectors (another American Autowire exclusive) are provided for stock cluster connections. The system will also connect into most popular aftermarket gauges such as AUTOMETER, CLASSIC INSTRUMENTS, STEWART WARNER, VDO, and others.

8 Rear body harness assembly plugs into the main harness in the stock location and our longer leads allow for stock or custom routing of the wires. Rear body wiring includes backup light lead wires with correct lamp sockets or connectors, stop and taillight lead wires with correct lamp sockets, terminals, connectors and lamp sockets to mate with the license plate lamp, and fuel tank sender wire with trunk grommet and tank connection.

9 New floor dimmer switch is provided for ease of installation. Wire length and connection accommodate original floor mount dimmer switch.

10 GM bulkhead connectors for the engine and front light wiring are included (another American Autowire exclusive) and allow for easy installation with original or custom routing.

11 Engine wiring includes connectors for original points type as well as H.E.I. distributors. Power and tach connectors supplied for GM H.E.I. distributors. Alternator connectors are supplied for GM "SI" series internally regulated alternators. GM "CS" series alternator adapter is available separately.


12 Front lighting includes extra long leads that can be routed for stock or optional appearances. All headlight, park light and directional light connectors and terminals are provided along with a switched trigger wire for an electric fan relay (usually recommended with AC).

13 Original style light sockets, switch body connectors, terminals, etc.

14 New ignition switch with indexed connector included.

510372


62 - 67 Chevy Nova



510140

- 1** Replacement headlight switch with internal 30 amp circuit breaker included. Retention collar nut, adjustable length shaft, and custom knob are also included.
- 2** Standard turn signal flasher, hazard flasher, and horn relay mounted remotely on harness.
- 3** NEW compact ATO fuse panel that is fully encased in a closed box assembly with two mounting pads. The fuse cover is labeled on the inside, identifying all circuits by description and their respective fuse ratings. All high amperage output circuits incorporate the same superior spring steel reinforced terminals that are used in our Highway Series Kits. This kit also utilizes a remote bulkhead assembly that mounts in the stock location. Requires minor firewall modifications. Template included.
- 4** Steering column connectors can plug directly into many aftermarket steering columns. Mating connector and terminals included for an original GM column connection.
- 5** Original switch connector bodies! (Exclusive to American Autowire)
- 6** Separate under dash courtesy lamps for use along with your original dome/interior lighting.
- 7** Instrument Cluster wiring is designed with a "cluster harness disconnect" system for easy service and assembly. Original terminals, connectors (another American Autowire exclusive), and light sockets are supplied for stock cluster connections. The system will also connect into most popular aftermarket gauges such as AUTOMETER, CLASSIC INSTRUMENTS, DAKOTA DIGITAL, STEWART WARNER, VDO and others.
- 8** Rear body harness assembly plugs into the main harness in the stock location and our longer leads allow for stock or custom routing the wires. Rear body wiring includes backup lamp, stop, turn and tail lamp lead wires along with their correct light sockets, license plate lamp connection wire, and fuel tank sender wire and connection along with the proper trunk floor grommet.
- 9** New floor dimmer switch is provided. Wire length and connection accommodate original floor mount dimmer switch.
- 10** New ignition switch, tumbler and key are provided.
- 11** GM bulkhead connectors for the engine and front light wiring are included (another American Autowire exclusive) and allow for easy installation with original or custom routing.
- 12** Engine wiring includes connectors for original points type as well as HEI distributors. Power and tach connectors supplied for GM HEI distributors. Alternator connectors are supplied for GM "SI" series internally regulated alternators. GM "CS" series alternator adapter is available separately.
- 13** Front lighting includes extra long leads that can be routed for stock or optional appearances. All headlight, park light and directional light connectors and terminals are provided along with a switched trigger wire for an electric fan relay (usually recommended with AC).
- 14** Original style light sockets, connectors, terminals, etc. packed into every aspect of this harness, it makes it the most complete system of its type in the industry!


68 Chevy Nova



510201

- 1** A replacement headlight switch with internal 30 amp circuit breaker, retention collar nut, adjustable length shaft, and custom knob.
- 2** Standard turn signal and hazard flashers are mounted on fuse panel. A new horn relay is mounted on the main dash harness.
- 3** Fuse box designed to fit in original location. All required hardware supplied. New ATO fuse box allows easy fuse and circuit breaker accessibility. Harness allows for nearly all aftermarket accessories such as: gauge packages, wiper systems, heat and air conditioning systems, etc.
- 4** Original switch connector bodies! (Exclusive to American Autowire)
- 5** Steering column connectors can plug directly into many aftermarket steering columns. Mating connector and terminals included for an original GM column connection.
- 6** Separate under dash courtesy lamps for use along with your original dome/interior lighting.
- 7** Complete ignition, heater, and wiper switch jumper harnesses with mating connectors and terminals along full color instructions that include all of the dash harness connections that are unique to the 1968 Nova installation.
- 8** Instrument Cluster wiring is designed with a "cluster harness disconnect" system for easy service and assembly. Original terminals and connectors (another American Autowire exclusive) are provided for stock cluster connections. The system will also connect into most popular aftermarket gauges such as AUTOMETER, CLASSIC INSTRUMENTS, DAKOTA DIGITAL, STEWART WARNER, VDO and others.
- 9** Rear body harness assembly plugs into the main harness in the stock location and our longer leads allow for stock or custom routing of the wires. Rear body wiring includes backup light lead wires with correct lamp sockets, stop and taillight lead wires with correct lamp sockets, terminals and connectors to mate with the license plate connection wire, and fuel tank sender wire with trunk grommet and tank connection.
- 10** New floor dimmer switch is provided for ease of installation. Wire length and connection accommodate original floor mount dimmer switch.
- 11** GM bulkhead connectors for the engine and front light wiring are included (another American Autowire exclusive) and allow for easy installation with original or custom routing.
- 12** Engine wiring includes connectors for original points type as well as HEI distributors. Power and tach connectors supplied for GM HEI distributors. Alternator connectors are supplied for GM "SI" series internally regulated alternators. GM "CS" series alternator adapter is available separately.
- 13** Front lighting includes extra long leads that can be routed for stock or optional appearances. All headlight, parking and directional light connectors and terminals are provided along with a switched trigger wire for an electric fan relay (usually recommended with AC).
- 14** Original style light sockets, switch body connectors, terminals, etc.


69 - 72 Chevy Nova



500878

- 1** Replacement headlight switch with internal 30 amp circuit breaker included. Retention collar nut, adjustable length shaft, and custom knob are also included.
- 2** Standard turn signal and hazard flashers mounted on the fuse panel. A new horn relay is mounted on the main dash harness.
- 3** Fuse box designed to fit in original location. All required hardware supplied. New ATO fuse box allows easy fuse and circuit breaker accessibility. Harness allows for nearly all aftermarket accessories such as: gauge packages, wiper systems, heat and air conditioning systems, etc.
- 4** Original switch connector bodies! (Exclusive to American Autowire)
- 5** Steering column connectors will plug directly into most aftermarket steering columns as well as 1969 and later GM columns which utilize stock GM turn signal switches.
- 6** Original Dash Panel instrument Cluster Connector.
- 7** Along with wiring for your original dome/interior lighting, separate under dash light sockets are included.
- 8** Instrument Cluster wiring is designed with a "cluster harness disconnect" system for easy service and assembly. All original terminals, connectors (exclusively from American Autowire), and light sockets are also supplied for original cluster gauges. However, the best aspect of the disconnect system is that any gauge cluster package can be easily and neatly wired in. This includes AUTOMETER, CLASSIC INSTRUMENTS, CLASSIC DASH, DAKOTA DIGITAL, STEWART WARNER, and VDO just to name a few.
- 9** Rear body harness assembly is designed to plug into the main harness in the original connector bodies. Flexibility in harness design allows for original or custom routing. Rear body wiring includes backup light wires and mating connectors for backup light leads. License plate lead, connectors, and terminals included. Fuel tank sender wire and terminal included.
- 10** EXCLUSIVE! You'll find all the original style light socket pigtailed into every aspect of this system making it the most complete system of its type in the industry!
- 11** New floor dimmer switch is provided. Wire length and connection accommodate original floor mount dimmer switch.
- 12** Original bulkhead connector for the engine and front light wiring is included and ready for installation. Original routing of the new harness without any body modifications!
- 13** Engine wiring includes connectors for original points type as well as HEI distributors. Power and tach connectors supplied for GM HEI distributors. Alternator connectors are supplied for GM "SI" series internally regulated alternators. GM "CS" series alternator adapter is available separately.
- 14** Front lighting includes extra long leads for special routing when custom under hood appearance is desired. All headlight, park light and directional light connectors and terminals are provided, as well as a switched trigger wire for electric fan relay (usually recommended with AC).


53 - 62 Chevy Corvette



510267

- 1** A replacement headlight switch with internal 30-amp circuit breaker, fixed length shaft, and '53-'56 style knob (58-'62 owners can use their original knob and shaft assembly).
- 2** Standard turn signal flasher, hazard flasher, and horn relay mounted on harness.
- 3** NEW compact ATO-Style fuse panel that is fully encased in a closed box assembly with coverlid and mounts on the inside firewall in the stock location (mounting hardware included). The fuse coverlid is labeled on the inside identifying all circuits by description and their respective fuse ratings. All high amperage output circuits incorporate the same superior spring steel reinforced terminals that are used in our Highway Series kits.
- 4** Harness is laid out and formed to allow for nearly all aftermarket accessories such as; electric gauge packages, heat and air conditioning systems, updated wiper systems, etc.
- 5** Many original switch connector bodies - an American Autowire exclusive feature.
- 6** Steering column connectors can plug directly into most aftermarket steering columns or stock 1953-'62 Corvette columns using the adapter and terminals included in the kit.
- 7** Correct original style under dash courtesy lamp assemblies are included.
- 8** Instrument Cluster wiring is designed with a "cluster harness disconnect" system for easy service and assembly. Original terminals and connectors (another American Autowire exclusive) are provided for stock cluster connections. The system will also connect into most popular aftermarket gauges such as CLASSIC INSTRUMENTS, DAKOTA DIGITAL, AUTOMETER, VDO, and others.
- 9** Rear body harness assembly plugs into the main harness at the left kick panel location and our longer leads allow for stock or custom routing of the wires. Rear body wiring includes stop and taillight lead wires along with disconnectable tail lamp extensions that include the proper "twist in" style tail lamp sockets. A license plate lamp lead and socket, as well as fuel tank sender and dedicated sender ground leads are also included. (An optional backup light kit that includes lead wires and sockets is also available)
- 10** New floor dimmer switch is provided.
- 11** Engine wiring includes feeds for coil, tach, water temperature, oil pressure, electric choke, and electric speedometer (if needed). 175 amp mega-fuse protection on both the fuse panel feed and alternator charging circuit. 6 gauge alternator charge cable included. Connectors supplied for power and tach leads for GM style H.E.I. distributors along with various oil and temp senders.
- 12** Front lighting includes extra long leads that can be routed for stock or optional appearances. All headlight, parking light, and directional light leads, along with a switched trigger wire for an electric fan relay (usually recommended with AC) are provided. Mating terminals and connectors are also provided for you to complete your custom installation.
- 13** New headlight bucket extension harnesses that include the grommets, clamps, and loom are also included. Services both dual and quad headlight systems.
- 14** New ignition switch with indexed connector included. Key lock and tumbler not included.

63 - 67 Chevy Corvette




510612

- 1** NEW compact ATO-Style fuse panel that is fully encased in a closed box assembly with coverlid that mounts on the left hand door hinge pillar under the dash for easy access (mounting hardware included). The fuse coverlid is labeled on the inside identifying all circuits by description and their respective fuse ratings. All high amperage output circuits incorporate the same superior spring steel reinforced terminals that are used in our Highway Series kits.
- 2** A replacement headlight switch with internal 30-amp circuit breaker, retention collar nut, adjustable length shaft, and custom knob are included (64-67 owners can use their original knob and shaft assembly if desired).
- 3** Standard turn signal flasher, hazard flasher, and horn relay mounted on harness.
- 4** Harness is laid out and formed to allow for nearly all after market accessories such as; electric gauge packages, heat and air conditioning systems, updated wiper systems, etc.
- 5** Many original switch connector bodies - an American Autowire exclusive feature.
- 6** Steering column connectors can plug directly into most aftermarket steering columns or stock 1963-67 Corvette columns using the connector and terminals included in the kit.
- 7** Correct original style under dash courtesy lamp assemblies are included.
- 8** Instrument Cluster wiring is designed with a "cluster harness disconnect" system for easy service and assembly. Original terminals and connectors (another American Autowire exclusive) are provided for stock cluster connections. The system will also connect into most popular aftermarket gauges such as CLASSIC INSTRUMENTS, DAKOTA DIGIT AL, AUTOMETER, VDO, and others (will not service the stock ammeter).
- 9** Rear body harness assembly plugs into the main harness at the left kick panel location. Our longer leads allow for stock or custom routing of the wires. Rear body wiring includes stop / tail light lead and back up lead wires along with dis-connectable stop / tail and back up lamp extensions that include the proper "twist in" style tail lamp sockets and accordion style seal boots. License plate lamp lead along with fuel tank sender, power and dedicated sender ground leads are also included.
- 10** New floor dimmer switch is provided for ease of installation. Wire length and connection accommodate original floor mount dimmer switch.
- 11** A separate remote "through-the-firewall" bulkhead connector that mounts in the stock location of the original bulkhead connector is included so that the engine and front lighting wiring can be easily disconnected at the firewall.
- 12** Engine wiring includes feeds for coil, tach, water temperature, oil pressure, electric choke, and electric speedometer (if needed). 175 amp mega-fuse protection on both the fuse panel feed and alternator charging circuit. 6 gauge alternator charge cable included. Connectors supplied for power and tach leads for GM style H.E.I. distributors along with various oil and temp senders.
- 13** Front lighting includes extra long leads that can be routed for stock or optional appearances. All head light, parking light, and directional light leads, along with a switched trigger wire for an electric fan relay (usually recommended with AC) are provided. Mating terminals and connectors are also provided for you to complete your custom installation.
- 14** New headlight bucket extension harnesses are also included.
- 15** New ignition switch with indexed connector included.

47 - 55 Chevy Truck*



* FOR 1955 SERIES 1 TRUCKS



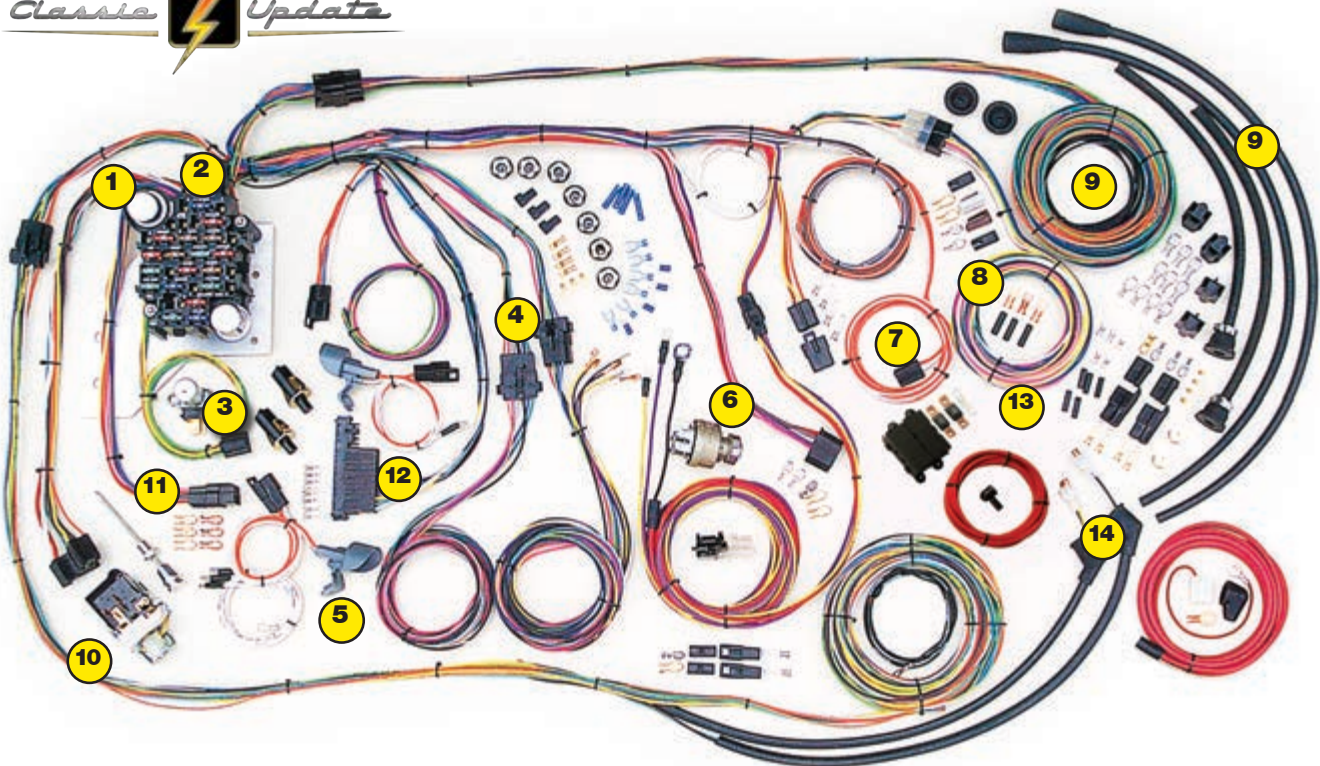
500467

- 1** Accessory disconnect provided for connections to power windows, power seats, cruise control, fuel pump, power door locks, extra radio (CB) or optional power accessory.
- 2** New floor dimmer switch is provided.
- 3** Standard turn signal flasher and hazard flasher mounted on fuse panel; horn relay mounted on harness.
- 4** Fuse box and custom mounting plate are designed for bolt-in under dash installation. All required hardware supplied. Location selected for easy accessibility and clearance of under dash accessories such as all gauge packages, wiper systems, heat and air conditioning systems, and stock original or aftermarket GM tilt steering columns.
- 5** Steering column connectors will plug directly into most aftermarket steering columns as well as 1969 and later GM columns which utilize stock GM turn signal switches. The original column can also be wired by using the supplied mating connector and terminals.
- 6** Instrument Cluster wiring is designed with a "cluster harness disconnect" system for easy service and assembly. All original terminals, connectors, and light sockets are also supplied for original cluster gauges. However, the best aspect to the disconnect system is that any gauge cluster package can be easily and neatly wired in.
- 7** Heater control panel lighting, power, and blower motor leads are included for original style heaters as well as aftermarket heat and AC updates from various manufacturers. Connections are also wired in for the glove box and cigarette lighter.
- 8** Replacement headlight switch with internal circuit breaker included. Retention collar nut, adjustable length shaft, and custom knob are also included. Extra connectors and instructions are supplied for installation of original headlight switches.
- 9** Front lighting includes extra long leads for special routing when custom under hood appearance is desired. All headlight, park light and directional light connectors and terminals are provided, as well as a switched trigger wire for electric fan relay (usually recommended with AC).
- 10** 175 amp mega-fuse protection on both the fuse panel feed and alternator charging circuit. 6 gauge alternator charge cable included.
- 11** Rear body harness assembly is designed to plug into the main harness in the original position utilizing existing retainers. Flexibility in harness design allows for original or custom routing. Both pickup and suburban models are accommodated. Rear body wiring includes backup light wires and mating connectors for backup light leads. License plate lead, connectors, and terminals included. Fuel tank sender wire and terminal included. Leads and terminals included for jamb switches and dome light.
- 12** Engine wiring includes connectors for points type and HEI distributors. Power and tach connectors supplied for GM HEI distributors. Alternator connectors are supplied for GM "SI" series internal regulated and all "one wire" alternators. GM "CS" series alternator connector available separately.
- 13** New ignition switch is included with indexed connector. Additionally the system comes with column mounted ignition switch connectors for adapting late model columns.

55 - 59 Chevy Truck*



* FOR 1955 SERIES 2 TRUCKS




500481

- 1** Standard turn signal flasher and hazard flasher mounted on fuse panel; horn relay mounted on harness.
- 2** Fuse box and custom mounting plate are designed for bolt-on under dash installation. All required hardware supplied. Location selected for easy accessibility and clearance of under dash accessories such as: all gauge packages, wiper systems, heat and air conditioning systems, as well as aftermarket & original GM tilt steering columns.
- 3** New floor dimmer switch is provided.
- 4** Instrument Cluster wiring is designed with a "cluster harness disconnect" system for easy service and assembly. All original terminals, connectors, and light sockets are also supplied for original cluster gauges. However, the best aspect to the disconnect system is that any gauge cluster package can be easily and neatly wired in. This includes AUTOMETER, CLASSIC INSTRUMENTS, DAKOTA DIGITAL, STEWART WARNER, and VDO, just to name a few.
- 5** Original dome light wiring, additional door jamb switches, and under dash lighting are provided.
- 6** New ignition switch is included with indexed connector. Additionally the system comes with column mounted ignition switch connectors for adapting late model columns.
- 7** Heater control panel lighting, power, and blower motor leads are included for original style heaters as well as aftermarket heat and AC updates from various manufacturers. Connections are also wired in for the glove box and cigarette lighter.
- 8** Engine wiring includes connectors for points type and HEI distributors. Power and tach connectors supplied for GM HEI distributors. Alternator connectors are supplied for GM "SI" series internal regulated and all "one wire" alternators. GM "CS" series alternator adapter available separately.
- 9** Front lighting includes extra long leads for special routing when custom under hood appearance is desired. All headlight, park light and directional light connectors and terminals are provided, as well as a switched trigger wire for electric fan relay (usually recommended with AC).
- 10** Replacement headlight switch with internal circuit breaker included. Retention collar nut, adjustable length shaft, and custom knob are also included. Extra connectors and instructions are supplied for installation of original headlight switches.
- 11** Accessory disconnect provided for connections to power windows, power seats, cruise control, fuel pump, power door locks, extra radio (CB) or optional power accessory.
- 12** Steering column connectors will plug directly into most aftermarket steering columns as well as 1969 and later GM columns which utilize stock GM turn signal switches. The original column can also be wired by using the supplied mating connector and terminals.
- 13** Engine wiring includes starter and gauge sender leads for water temp, oil pressure, voltmeter, and tach. 175 amp mega-fuse protection on both the fuse panel feed and alternator charging circuit. 6 gauge alternator charge cable included.
- 14** Rear body harness assembly is designed to plug into the main harness in the original position, utilizing existing retainers. Flexibility in harness design allows for original or custom routing. Both pickup and suburban models are accommodated. Rear body wiring includes backup light wires and mating connectors for backup light leads. License plate lead, connectors, and terminals included. Fuel tank sender wire and terminal included. Leads and terminals included for jamb switches and dome light.

60 - 66 Chevy & GMC Truck

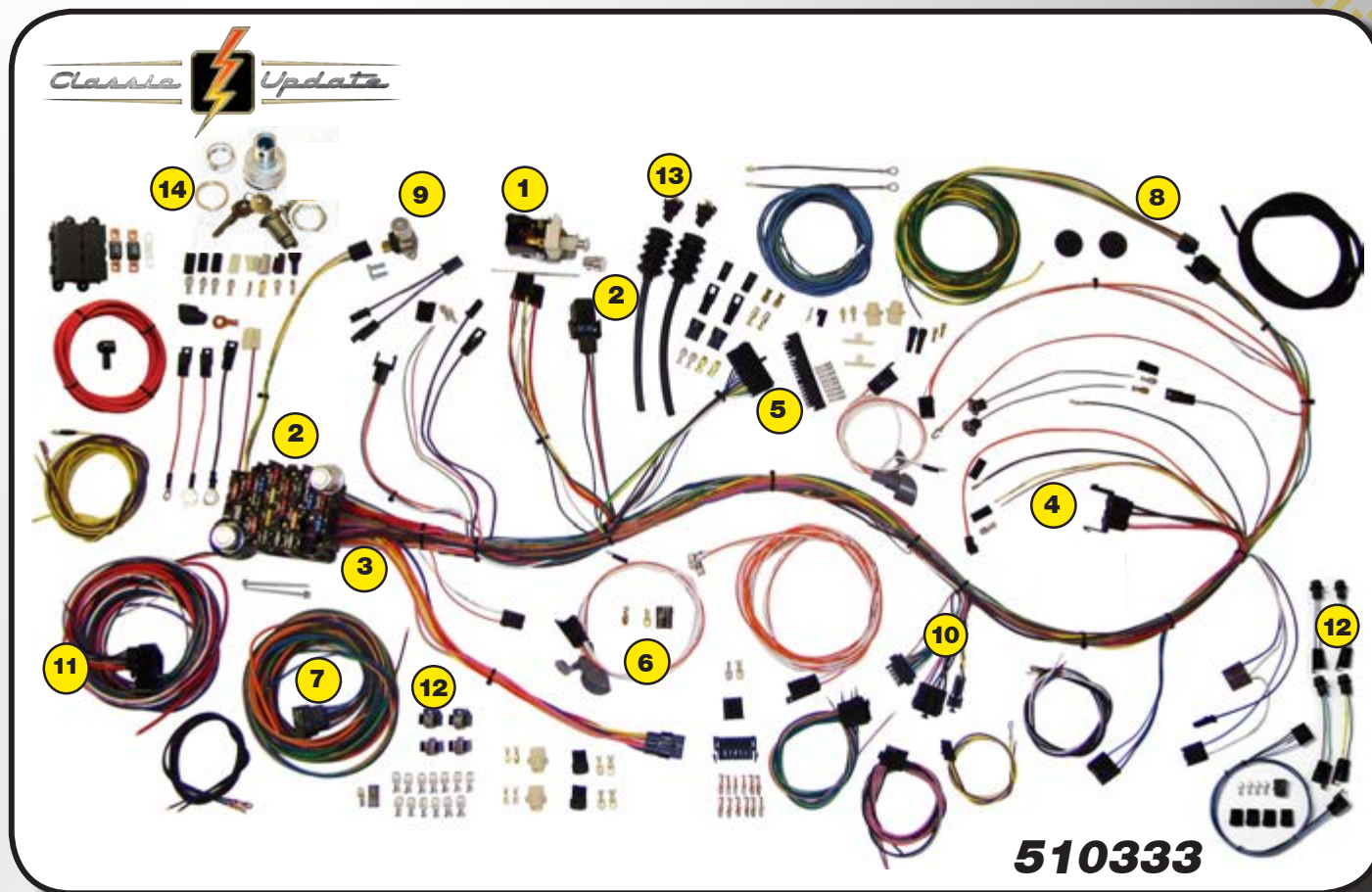
Classic  Update



500560

- 1** Standard turn signal and hazard flashers mounted on fuse panel.
- 2** Fuse box and custom mounting plate are designed for bolt-on under dash installation. All required hardware supplied. Location selected for easy accessibility and clearance of under dash accessories such as all gauge packages, wiper systems, heat and air conditioning systems, as well as aftermarket & original GM tilt steering columns.
- 3** New floor dimmer switch is provided. Wire length and connection accommodate original floor mount dimmer switch.
- 4** Instrument Cluster wiring is designed with a "cluster harness disconnect" system for easy service and assembly. All original terminals, connectors, and light sockets are also supplied for original cluster gauges. However, the best aspect to the disconnect system is that any gauge cluster package can be easily and neatly wired in. This includes AUTOMETER, CLASSIC INSTRUMENTS, DAKOTA DIGITAL, STEWART WARNER, and VDO, just to name a few.
- 5** Along with wiring for your original dome/interior lighting, separate under dash light sockets are included.
- 6** New ignition switch and keys are included with indexed connector.
- 7** Heater control panel lighting, power, and blower motor leads are included for original style heaters as well as aftermarket heat and AC updates from various manufacturers. Connections are also wired in for the glove box light and cigarette lighter.
- 8** Engine wiring includes connectors for points type and HEI distributors. Power and tach connectors supplied for GM HEI distributors. Alternator connectors are supplied for GM "SI" series internal regulated and all "one wire" alternators. GM "CS" series alternator adapter available separately.
- 9** Front lighting includes extra long leads for special routing when custom under hood appearance is desired. All headlight, park light and directional light connectors and terminals are provided, as well as a switched trigger wire for electric fan relay (usually recommended with AC).
- 10** Replacement headlight switch with internal circuit breaker included. Retention collar nut, adjustable length shaft, and custom knob are also included.
- 11** Engine wiring includes starter and gauge sender leads for water temp, oil pressure, voltmeter, and tach. 175 amp mega-fuse protection on both the fuse panel feed and alternator charging circuit. 6 gauge alternator charge cable included.
- 12** Steering column connectors will plug directly into most aftermarket steering columns as well as 1969 and later GM columns which utilize stock GM turn signal switches. The original column can also be wired by using the supplied mating connector and terminals.
- 13** If you choose to install a late model GM steering column with the ignition switch in the column we include the correct connectors for that as well!
- 14** Rear body harness assembly is designed to plug into the main harness in the original position, utilizing existing retainers. Flexibility in harness design allows for original or custom routing. Both pickup and suburban models are accommodated. Rear body wiring includes backup light wires and mating connectors for backup light leads. License plate lead, connectors, and terminals included. Fuel tank sender wire and terminal included. Leads and terminals included for jamb switches and dome light.

67 - 68 Chevy & GMC Truck

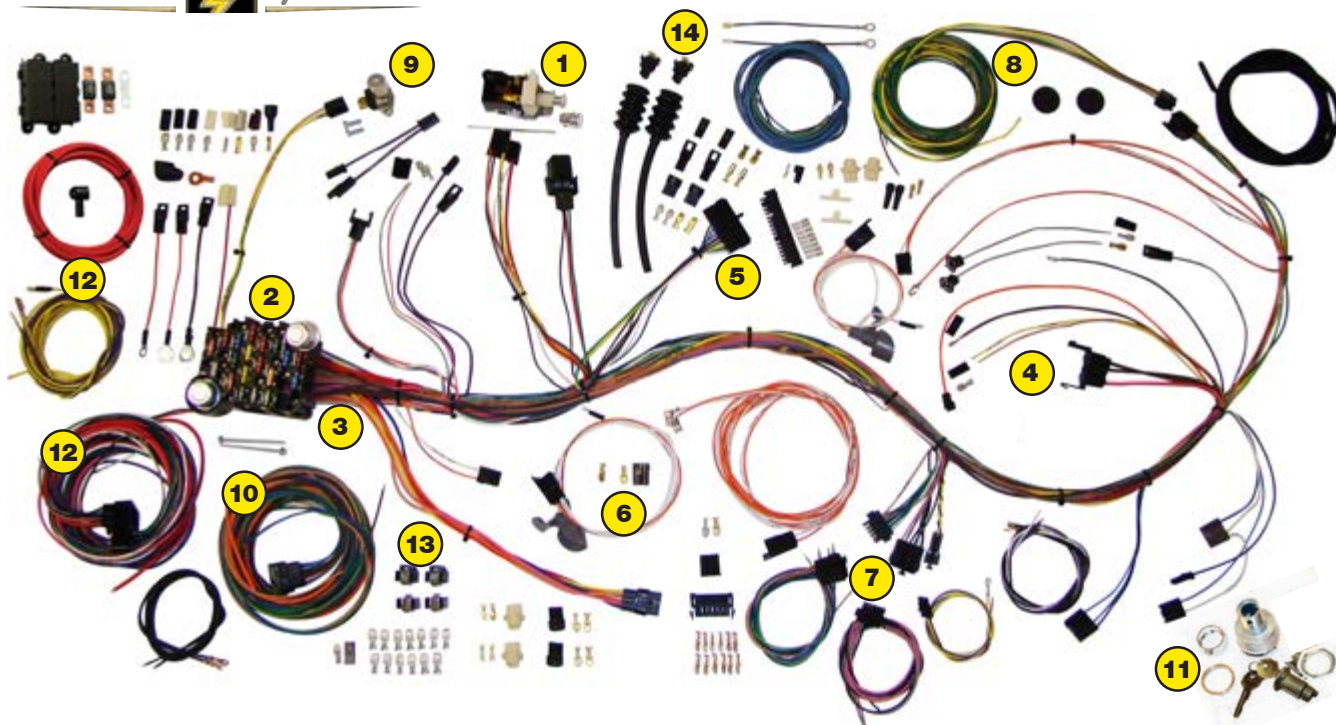


510333

- 1** A replacement headlight switch with internal 30 amp circuit breaker, retention collar nut, adjustable length shaft, and custom knob.
- 2** Standard turn signal flasher, hazard flasher, and horn relay mounted on harness.
- 3** Fuse box designed to fit in original location with slight firewall modification (template included). All required hardware supplied. New ATO fuse panel allows for easy fuse and circuit breaker accessibility. Harness is laid out and formed to allow for nearly all aftermarket accessories such as; gauge packages, wiper systems, heat and air conditioning systems, etc.
- 4** Original switch connector bodies - an American Autowire exclusive feature.
- 5** Steering column connectors can plug directly into many aftermarket steering columns. Mating connector and terminals included for an original GM column connection.
- 6** Separate under dash courtesy lamps for use along with your original dome/interior lighting.
- 7** GM bulkhead connectors for the engine and front light wiring are included (another American Autowire exclusive) and allow for easy installation with original or custom routing.
- 8** Rear body harness assembly plugs into the main harness in the stock location and our longer leads allow for stock or custom routing of the wires. Rear body wiring includes backup light lead wires with rubber connectors, stop and taillight lead wires with correct light sockets and boot/tube assemblies for Fleetside trucks, or correct connections and terminals to mate with the tail lamp assemblies for Stepside trucks, license plate connection wire, side marker lead and ground wires with lamp sockets, and fuel tank sender wire and connection.
- 9** New floor dimmer switch is provided with extra long mounting screws for ease of installation. Wire length and connection accommodate original floor mount dimmer switch.
- 10** Instrument Cluster wiring is designed with a "cluster harness disconnect" system for easy service and assembly. Original terminals, connectors (another American Autowire exclusive), and light sockets are supplied for stock cluster connections. The system will also connect into most popular aftermarket gauges such as AUTOMETER, CLASSIC INSTRUMENTS, DAKOTA DIGITAL, STEWART WARNER, VDO and others.
- 11** Engine wiring includes connectors for original points type as well as H.E.I. distributors. Power and tach connectors supplied for GM H.E.I. distributors. 175 amp mega-fuse protection on both the fuse panel feed and alternator charging circuit. 6 gauge alternator charge cable included.
- 12** Front lighting includes extra long leads that can be routed for stock or optional appearances. All headlight, park light and directional light connectors and terminals are provided (including 1967 only parking lamp adapter extensions) along with a switched trigger wire for an electric fan relay (usually recommended with AC).
- 13** Original style light sockets, connectors, terminals, etc. packed into every aspect of this harness, it makes it the most complete system of its type in the industry!
- 14** New ignition switch and keys are included with indexed connector.

69 - 72 Chevy & GMC Truck

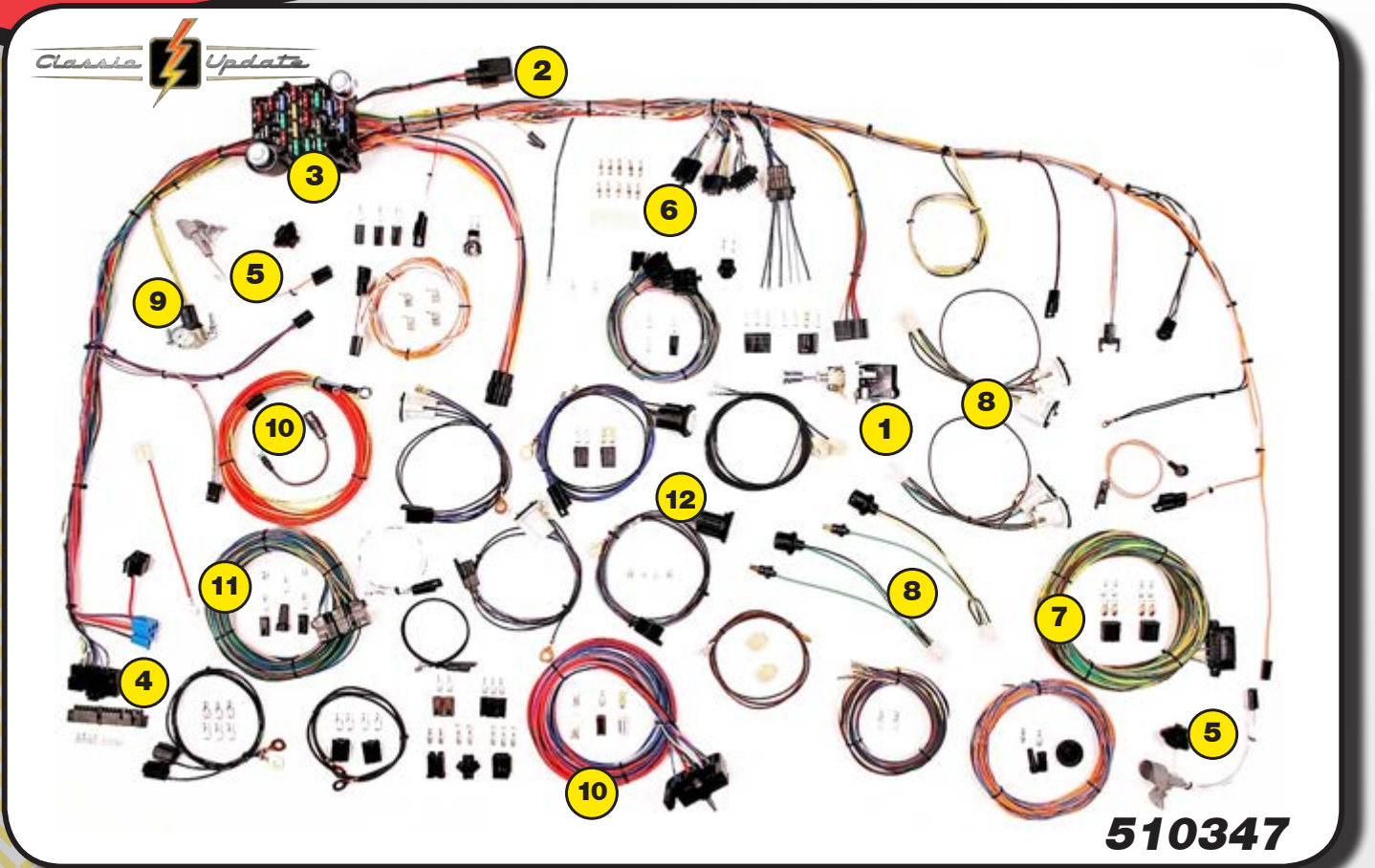
Classic  Update



510089

- 1** Replacement headlight switch with internal 30 amp circuit breaker included. Retention collar nut, adjustable length shaft, and custom knob are also included.
- 2** Standard turn signal flasher, hazard flasher, and horn relay mounted remotely on harness
- 3** Fuse box designed to fit in original location. All required hardware supplied. New ATO fuse box allows easy fuse and circuit breaker accessibility. Harness allows for nearly all aftermarket accessories such as: gauge packages, wiper systems, heat and air conditioning systems, etc.
- 4** Original switch connector bodies! (Exclusive to American Autowire)
- 5** Steering column connectors will plug directly into most aftermarket steering columns as well as 1969 and later GM columns which utilize stock GM turn signal switches. The original column can also be wired by using the supplied mating connector and terminals.
- 6** Along with wiring for your original dome/interior lighting, separate under dash light sockets are included.
- 7** Instrument Cluster wiring is designed with a "cluster harness disconnect" system for easy service and assembly. All original terminals, connectors (exclusively from American Autowire), and light sockets are also supplied for original cluster gauges. However, the best aspect of the disconnect system is that any gauge cluster package can be easily and neatly wired in. This includes AUTOMETER, CLASSIC INSTRUMENTS, CLASSIC DASH, DAKOTA DIGITAL, STEWART WARNER, and VDO just to name a few.
- 8** Rear body harness assembly is designed to plug into the main harness in the original location. Flexibility in harness design allows for original or custom routing. Rear body wiring includes backup light wires and mating connectors, license plate lead, connectors, terminals, lamp sockets or connectors, plus boot and tube assemblies for stop and taillights, and fuel tank sender wire with connector and terminal.
- 9** New floor dimmer switch is provided for ease of installation. Wire length and connection accommodate original floor mount dimmer switch.
- 10** EXCLUSIVE! GM bulkhead connectors for the engine and front light wiring is included and ready for installation. Allows original or custom routing of the new harness.
- 11** New ignition switch, lock cylinder, and keys are included with indexed connector.
- 12** Engine wiring includes connectors for original points type as well as HEI distributors. Power and tach connectors supplied for GM HEI distributors. 175 amp mega-fuse protection on both the fuse panel feed and alternator charging circuit. 6 gauge alternator charge cable included.
- 13** Front lighting includes extra long leads for special routing when custom under hood appearance is desired. All headlight, park light and directional light connectors and terminals are provided, as well as a switched trigger wire for electric fan relay (usually recommended with AC).
- 14** EXCLUSIVE! You'll find all the original style light socket pigtails packed into every aspect of this system making it the most complete system of its type in the industry!


73 - 82 Chevy & GMC Truck



510347

- 1** A replacement headlight switch with internal 26 amp circuit breaker, adjustable length shaft, and custom knob.
- 2** Standard turn signal flasher, hazard flasher mounted on fuse panel. Horn relay mounted on harness.
- 3** Fuse box designed to fit in original location. All required hardware supplied. New ATO fuse panel allows for easy fuse and circuit breaker accessibility. Harness is laid out and formed to allow for nearly all aftermarket accessories such as; gauge packages, wiper systems, heat and air conditioning systems, etc.
- 4** Steering column connectors can plug directly into most aftermarket steering columns or stock 1975 and up GM columns. Can also be mated to earlier columns using the adapter and terminals included in the kit.
- 5** Separate under dash courtesy lamp assemblies are also included for use along with your original dome/interior lighting feeds.
- 6** Instrument Cluster wiring is designed with a "cluster harness disconnect" system for easy service and assembly. Original terminals and connector that will plug into the original gauge cluster (another American Autowire exclusive) are provided. The system will also connect into most popular aftermarket gauges such as DAKOTA DIGITAL, CLASSIC INSTRUMENTS, AUTOMETER, VDO, and others.
- 7** Rear body harness assembly plugs into the main harness at the main bulkhead disconnect location and our longer leads allow for stock or custom routing of the wires. Rear body wiring includes backup light lead wires and connectors along with stop and taillight lead wires and connectors. License plate lamp lead connection, as well as the fuel tank sender lead connection is also included.
- 8** Original style lamp sockets and side markers for Fleetside and original style molded connections for Stepside rear lamps are included.
- 9** New floor dimmer switch is provided for ease of installation. Wire length and connection accommodate original floor mount dimmer switch.
- 10** Engine wiring includes feeds for coil, tach, water temperature, oil pressure, electric choke, and electric speedometer (if needed). A heavy gauge alternator feed and fusible link are also included for any typical high output 1 wire or internally regulated alternator. Connectors supplied for power and tach leads for GM style H.E.I. distributors along with various oil and temp senders.
- 11** Front lighting includes extra long leads that can be routed for stock or optional appearances. All headlight, parking light, and directional light leads, along with a switched trigger wire for an electric fan relay (usually recommended with AC) are provided. Mating terminals and connectors are also provided for you to complete your custom installation.
- 12** New parking lamp socket and side marker lamp sockets are also included.

83-87 Chevy & GMC Truck




510706

- 1** A replacement headlight switch with internal 26 amp circuit breaker, adjustable length shaft, and custom knob.
- 2** Standard turn signal flasher, hazard flasher mounted on fuse panel. Horn relay mounted on harness.
- 3** Fuse box designed to fit in original location. All required hardware supplied. New ATO fuse panel allows for easy fuse and circuit breaker accessibility. Harness is laid out and formed to allow for nearly all aftermarket accessories such as; gauge packages, wiper systems, heat and air conditioning systems, etc.
- 4** Steering column connectors can plug directly into most aftermarket steering columns or stock 1975 and up GM columns. Can also be mated to earlier columns using the adapter and terminals included in the kit.
- 5** Separate under dash courtesy lamp assemblies are also included for use along with your original dome/interior lighting feeds.
- 6** Instrument Cluster wiring is designed with a "cluster harness disconnect" system for easy service and assembly. Original terminals and connector that will plug into the original gauge cluster (another American Autowire exclusive) are provided. The system will also connect into most popular aftermarket gauges such as DAKOTA DIGITAL, CLASSIC INSTRUMENTS, AUTOMETER, VDO, and others.
- 7** Rear body harness assembly plugs into the main harness at the main bulkhead disconnect location and our longer leads allow for stock or custom routing of the wires. Rear body wiring includes backup light lead wires and connectors along with stop and taillight lead wires and connectors. License plate lamp lead connection, as well as the fuel tank sender lead connection is also included.
- 8** Original style lamp sockets and side markers for Fleetside and original style molded connections for Stepside rear lamps are included.
- 9** Connections for floor or column mounted dimmer switch are provided for ease of installation.
- 10** Engine wiring includes feeds for coil, tach, water temperature, oil pressure, electric choke, and electric speedometer (if needed). A heavy gauge alternator feed and fusible link are also included for any typical high output 1 wire or internally regulated alternator. Connectors supplied for power and tach leads for GM style H.E.I. distributors along with various oil and temp senders.
- 11** Front lighting includes extra long leads that can be routed for stock or optional appearances. All headlight, parking light, and directional light leads, along with a switched trigger wire for an electric fan relay (usually recommended with AC) are provided. Mating terminals and connectors are also provided for you to complete your custom installation.
- 12** New parking lamp socket and side marker lamp sockets are also included.

68 - 72 Oldsmobile Cutlass

Classic Update




510645

- 1** Fuse box designed to fit in original location with no mods to the firewall. All required hardware supplied. New ATO fuse panel allows for easy fuse and circuit breaker accessibility. Harness is laid out and formed to allow for nearly all after market accessories such as; gauge packages, wiper systems, heat and air conditioning systems, etc.
- 6** Instrument Cluster wiring is designed with a "cluster harness disconnect" system for easy service and assembly. Original terminals and connector that will plug into the original gauge cluster (an American Autowire exclusive) are provided. The system will also connect to most popular aftermarket gauges such as DAKOTA DIGITAL, CLASSIC INSTRUMENTS, AUTOMETER, VDO, and others.
- 10** Engine wiring includes feeds for coil, tach, water temperature, oil pressure, electric choke, and electric speedometer (if needed). A heavy gauge alternator feed and fusible link are also included for any typical high output 1 wire or internally regulated alternator. Connectors supplied for power and tach leads for GM style H.E.I. distributors along with various oil and temp senders.
- 2** A replacement headlight switch with internal 26 amp circuit breaker, adjustable length shaft, and custom knob.
- 7** Rear body harness assembly plugs into the main harness at the main bulkhead disconnect location, and our longer leads allow for stock or custom routing of the wires. Rear body wiring includes backup light lead wires and connectors along with stop and tail light lead wires and connectors. License plate lamp lead connection, as well as the fuel tank sender lead connection is also included.
- 11** Front lighting includes extra long leads that can be routed for stock or optional appearances. All headlight, parking light, and directional light leads, along with a switched trigger wire for an electric fan relay are provided. Mating terminals and connectors are also provided.
- 3** Standard turn signal and hazard flashers are mounted on fuse panel. A new horn relay is mounted on the main dash harness.
- 8** Original style lamp sockets and side markers for rear lamps are included.
- 12** New parking lamp socket and side marker lamp sockets are also included.
- 4** Steering column connectors can plug directly into the stock 1969 and up column or most aftermarket steering columns. Can also be mated to other columns using the adapter and terminals included in the kit.
- 9** New floor dimmer switch is provided for ease of installation. Wire length and connection accommodate original floor mount dimmer switch.
- 5** Separate under dash courtesy lamp assemblies are also included for use along with your original dome/interior lighting feeds.

64 - 67 Pontiac GTO


Classic  Update



510188

- 1** Replacement headlight switch with internal 30 amp circuit breaker included. Retention collar nut, adjustable length shaft, and custom knob are also included.
- 2** Standard turn signal and hazard flashers are mounted on fuse panel. A new horn relay is mounted on the main dash harness
- 3** Fuse box designed to fit in original location. All required hardware supplied. New ATO fuse box allows easy fuse and circuit breaker accessibility. Harness allows for nearly all aftermarket accessories such as: gauge packages, wiper systems, heat and air conditioning systems, etc. Firewall modification template included.
- 4** Original switch connector bodies! (Exclusive to American Autowire)
- 5** Steering column connectors can plug directly into many aftermarket steering columns. Mating connector and terminals included for an original GM column connection.
- 6** Separate under dash courtesy lamps for use along with your original dome/interior lighting.
- 7** New floor dimmer switch is provided. Wire length and connection accommodate original floor mount dimmer switch.
- 8** Rear body harness assembly plugs into the main harness in the stock location and longer leads allow for stock or custom routing of the wires. Rear body wiring includes backup light lead wires with correct lamp sockets or connectors, stop and taillight lead wires with correct lamp sockets, terminals and connectors to mate with the license plate connection wire, and fuel tank sender wire with trunk grommet and tank connection.
- 9** Instrument Cluster wiring is designed with a "cluster harness disconnect" system for easy service and assembly. All original terminals, connectors (exclusively from American Autowire), and light sockets are also supplied for original cluster gauges. However, the best aspect of the disconnect system is that any gauge cluster package can be easily and neatly wired in. This includes AUTOMETER, CLASSIC INSTRUMENTS, CLASSIC DASH, DAKOTA DIGITAL, STEWART WARNER, and VDO just to name a few.
- 10** Original style light sockets, switch body connectors, terminals, etc.
- 11** GM bulkhead connectors for the engine and front light wiring are included (another American Autowire exclusive) and allow for easy installation with original or custom routing.
- 12** Engine wiring includes connectors for original points type as well as HEI distributors. Power and tach connectors supplied for GM HEI distributors. 175 amp mega-fuse protection on both the fuse panel feed and alternator charging circuit. 6 gauge alternator charge cable included.
- 13** Front lighting includes extra long leads that can be routed for stock or optional appearances. All headlight, parking and directional light connectors and terminals are provided along with a switched trigger wire for an electric fan relay (usually recommended with AC).


68 - 72 Pontiac GTO



510540


- 1** Replacement headlight switch with internal 30 amp circuit breaker included. Retention collar nut, adjustable length shaft, and custom knob are also included.
- 2** Standard turn signal and hazard flashers are mounted on fuse panel. A new horn relay is mounted on the main dash harness.
- 3** Fuse box designed to fit in original location. All required hardware supplied. New ATO fuse box allows easy fuse and circuit breaker accessibility. Harness allows for nearly all aftermarket accessories such as: gauge packages, wiper systems, heat and air conditioning systems, etc.
- 4** Many original switch connector bodies! (Exclusive to American Autowire)
- 5** Steering column connectors will plug directly into many aftermarket steering columns. Mating connector and terminals included for an original GM column connection.
- 6** Accommodates 1968 and 69 models with the factory front cornering lamp option.
- 7** Along with wiring for your original dome/interior lighting, separate under dash light sockets are included.
- 8** Instrument Cluster wiring is designed with a "cluster harness disconnect" system for easy service and assembly. All original terminals, connectors (exclusively from American Autowire), and light sockets are also supplied for original cluster gauges. However, the best aspect of the disconnect system is that any gauge cluster package can be easily and neatly wired in. This includes AUTOMETER, CLASSIC INSTRUMENTS, CLASSIC DASH, DAKOTA DIGITAL, STEWART WARNER, and VDO just to name a few.
- 9** Rear body harness assembly is designed to plug into the main harness in the original connector bodies. Flexibility in harness design allows for original or custom routing. Rear body wiring includes backup light wires and mating connectors for backup light leads. License plate lead, connectors, and terminals included. Fuel tank sender wire and terminal included.
- 10** New floor dimmer switch is provided. Wire length and connection accommodate original floor mount dimmer switch.
- 11** GM bulkhead connectors for the engine and front light wiring are included (another American Autowire exclusive) and allow for easy installation with original or custom routing.
- 12** Engine wiring includes connectors for original points type as well as HEI distributors. Power and tach connectors supplied for GM HEI distributors. Alternator connectors are supplied for GM "SI" series internally regulated alternators. GM "CS" series alternator adapter is available separately.
- 13** Front lighting includes extra long leads for special routing when custom under hood appearance is desired. All headlight, park light and directional light connectors and terminals are provided, as well as a switched trigger wire for electric fan relay (usually recommended with AC).
- 14** Original molded front parking lamp connections for the 1968-70 models (an American Autowire exclusive)

67 - 68 Pontiac Firebird



- 1** Replacement headlight switch with internal 30 amp circuit breaker included. Retention collar nut, adjustable length shaft, and custom knob are also included.
- 2** Standard turn signal and hazard flashers are mounted on fuse panel. A new horn relay is mounted on the main dash harness.
- 3** Fuse box designed to fit in original location. All required hardware supplied. New ATO fuse box allows easy fuse and circuit breaker accessibility. Harness allows for nearly all aftermarket accessories such as: gauge packages, wiper systems, heat and air conditioning systems, etc. Firewall modification template included for '67.
- 4** Many original switch connector bodies! (Exclusive to American Autowire)
- 5** Steering column connectors will plug directly into most aftermarket steering columns as well as 1969 and later GM columns which utilize stock GM turn signal switches. The original column can also be wired by using the supplied mating connector and terminals.
- 6** Original Dash Panel instrument Cluster Connector.
- 7** Along with wiring for your original dome/interior lighting, separate under dash light sockets are included.
- 8** Instrument Cluster wiring is designed with a "cluster harness disconnect" system for easy service and assembly. All original terminals, connectors (exclusively from American Autowire), and light sockets are also supplied for original cluster gauges. However, the best aspect of the disconnect system is that any gauge cluster package can be easily and neatly wired in. This includes AUTOMETER, CLASSIC INSTRUMENTS, CLASSIC DASH, DAKOTA DIGITAL, STEWART WARNER, and VDO just to name a few.
- 9** New ignition switch, lock cylinder, and keys are included with indexed connector.
- 10** Rear body harness assembly is designed to plug into the main harness in the original connector bodies. Flexibility in harness design allows for original or custom routing. Rear body wiring includes backup light wires and mating connectors for backup light leads. License plate lead, connectors, and terminals included. Fuel tank sender wire and terminal included.
- 11** EXCLUSIVE! You'll find all the original style light socket pigtailed packed into every aspect of this system making it the most complete system of its type in the industry!
- 12** New floor dimmer switch is provided. Wire length and connection accommodate original floor mount dimmer switch.
- 13** Original parking light mold-ons for 1968 application. (Exclusive to American Autowire)
- 14** EXCLUSIVE! Bulkhead connector for the engine and front light wiring is included and ready for installation. Original routing of the new harness without any body modifications!
- 15** Engine wiring includes connectors for original points type as well as HEI distributors. Power and tach connectors supplied for GM HEI distributors. Alternator connectors are supplied for GM "SI" series internally regulated alternators. GM "CS" series alternator adapter is available separately.
- 16** Front lighting includes extra long leads for special routing when custom under hood appearance is desired. All headlight, park light and directional light connectors and terminals are provided, as well as a switched trigger wire for electric fan relay (usually recommended with AC).

69 Pontiac Firebird



510622

1 Fuse box designed to fit in original location without mods to the firewall. All required hardware supplied. New ATO fuse panel allows for easy fuse and circuit breaker accessibility. Harness is laid out and formed to allow for nearly all after market accessories such as: gauge packages, wiper systems, heat and air conditioning systems, etc.

2 Each kit includes a replacement headlight switch with internal 30 amp circuit breaker, retention collar nut, adjustable length shaft, and custom knob.

3 Standard turn signal and hazard flashers are mounted on fuse panel. A new horn relay is mounted on the main dash harness.

4 Many original GM connector bodies - an American Autowire exclusive feature.

5 Steering column connectors can plug directly into most aftermarket steering columns or stock 1969 GM columns that use stock GM turn signal switches.

6 Separate under dash courtesy lamps for use along with your original dome/interior lighting.

7 Instrument Cluster wiring is designed with a "cluster harness disconnect" system for easy service and assembly. Original terminals and connectors (another American Autowire exclusive) are provided for stock cluster connections. The system will also connect into most popular aftermarket gauges such as AUTOMETER, CLASSIC INSTRUMENTS, DAKOTA DIGITAL, VDO, and others.

8 Rear body harness assembly plugs into the main harness in the stock location, and our longer leads allow for stock or custom routing of the wires. Rear body wiring includes backup light lead wires with correct lamp sockets, stop and tail light lead wires with correct lamp sockets, terminals, connectors and lamp sockets to mate with the license plate lamp, and fuel tank sender wire with trunk grommet and tank connection.

9 New floor dimmer switch is provided for ease of installation. Wire length and connection accommodate original floor mount dimmer switch.


10 GM bulkhead connectors for the engine and front light wiring are included (another American Autowire exclusive), and allow for easy installation with original or custom routing.

11 Engine wiring includes connectors for original points type as well as H.E.I. distributors. Power and tach connectors supplied for GM H.E.I. distributors. Alternator connectors are supplied for GM "SI" series internally regulated alternators. GM "CS" series alternator adapter is available separately.

12 Front lighting includes extra long leads that can be routed for stock or optional appearances. All headlight, parking and directional light leads, along with a switched trigger wire for an electric fan relay

13 Original style light sockets, original rubber molded parking lamp connections (an American Autowire exclusive), connectors, terminals, etc.


70 - 73 Pontiac Firebird



510174

- 1** Replacement headlight switch with internal 30 amp circuit breaker included. Retention collar nut, adjustable length shaft, and custom knob are also included.
- 2** Standard turn signal and hazard flashers are mounted on fuse panel. A new horn relay is mounted on the main dash harness.
- 3** Fuse box designed to fit in original location. All required hardware supplied. New ATO fuse box allows easy fuse and circuit breaker accessibility. Harness allows for nearly all aftermarket accessories such as: gauge packages, wiper systems, heat and air conditioning systems, etc.
- 4** Many original switch connector bodies! (Exclusive to American Autowire)
- 5** Steering column connectors will plug directly into most aftermarket steering columns as well as 1969 and later GM columns which utilize stock GM turn signal switches. Stock GM ignition switch connectors are provided.
- 6** Along with wiring for your original dome/interior lighting we have included separate under dash light sockets.
- 7** High powered accessory plug for power windows, power locks, etc.
- 8** Instrument Cluster wiring is designed with a "cluster harness disconnect" system for easy service and assembly. All original terminals, connectors (exclusively from American Autowire), light sockets, and correct printed circuit board connections are also supplied for original cluster gauges. However, the best aspect of the disconnect system is that any gauge cluster package can be easily and neatly wired in. This includes AUTOMETER, CLASSIC INSTRUMENTS, CLASSIC DASH, DAKOTA DIGITAL, STEWART WARNER, and VDO just to name a few.
- 9** Rear body harness assembly is designed to plug into the main harness in the original connector bodies. Flexibility in harness design allows for original or custom routing. Rear body wiring includes backup light wires and mating connectors for backup light leads. License plate lead, connectors, and terminals included. Fuel tank sender wire and terminal included.
- 10** EXCLUSIVE! You'll find all the original style light socket pigtails (including stop-tail and back-up lamp assemblies) packed into every aspect of this system making it the most complete system of its type in the industry!
- 11** New floor dimmer switch is provided. Wire length and connection accommodate original floor mount dimmer switch.
- 12** EXCLUSIVE! Original bulkhead connector for the engine and front light wiring is included and ready for installation. Original routing of the new harness without any body modifications!
- 13** Engine wiring includes connectors for original points type as well as HEI distributors. Power and tach connectors supplied for GM HEI distributors. Alternator connectors are supplied for GM "SI" series internally regulated alternators. GM "CS" series alternator adapter is available separately.
- 14** Front lighting includes extra long leads for special routing when custom under hood appearance is desired. All headlight, park light, directional light connectors and terminals, and sockets are provided, as well as a switched trigger wire for electric fan relay (usually recommended with AC).


74-78 Pontiac Firebird



510683

- 1** A replacement headlight switch with internal 30amp circuit breaker, retention collar nut, adjustable length shaft, and custom knob.
- 2** Standard turn signal and hazard flashers are mounted on fuse panel. A new horn relay is mounted on the main dash harness.
- 3** Fuse box designed to fit in original location with no modifications. All required hardware supplied. New ATO fuse panel allows for easy fuse and circuit breaker accessibility. Harness is laid out and formed to allow for nearly all after market accessories such as; gauge packages, wiper systems, heat and air conditioning systems, etc.
- 4** Original switch connector bodies! (Exclusive to American Autowire)
- 5** Steering column connectors can plug directly into many aftermarket steering columns or stock 1974-77 GM columns that use stock GM turn signal switches.
- 6** Complete factory heater harness assembly included
- 7** Separate under dash courtesy lamps for use along with your original dome/interior lighting.
- 8** Instrument Cluster wiring is designed with a "cluster harness disconnect" system for easy service and assembly. Original terminals and PC board connector (another American Autowire exclusive) are provided for stock cluster connections. The system will also connect into most popular aftermarket gauges such as AUTOMETER, CLASSIC INSTRUMENTS, DAKOTA DIGITAL, STEWART WARNER, VDO and others.
- 9** Rear body harness assembly plugs into the main harness in the stock location and our longer leads allow for stock or custom routing of the wires. Rear body wiring includes complete backup light leads with correct lamp sockets, complete stop and tail light leads with correct lamp sockets, complete rear side marker leads with correct long focal length molded lamp sockets, complete license plate leads with correct lamp sockets and fuel tank sender wire with trunk grommet and tank connection.
- 10** New floor dimmer switch is provided for ease of installation. Wire length and connection accommodate original floor mount dimmer switch.
- 11** GM bulkhead connectors for the engine and front light wiring are included (another American Autowire exclusive) and allow for easy installation with original or custom routing
- 12** Engine wiring includes connectors for original points type as well as H.E.I. distributors. Power and tach connectors supplied for GM H.E.I. distributors. Alternator connectors are supplied for GM "SI" series internally regulated alternators. GM "CS" series alternator adapter is available separately.
- 13** Front lighting includes extra long leads that can be routed for stock or optional appearances. All headlight connectors and terminals, parking and directional light leads and lamp sockets, and side marker leads and lamp sockets are provided along with a switched trigger wire for an electric fan relay (usually recommended with AC).
- 14** All the various connectors and terminals for your wiper/washer system are provided.

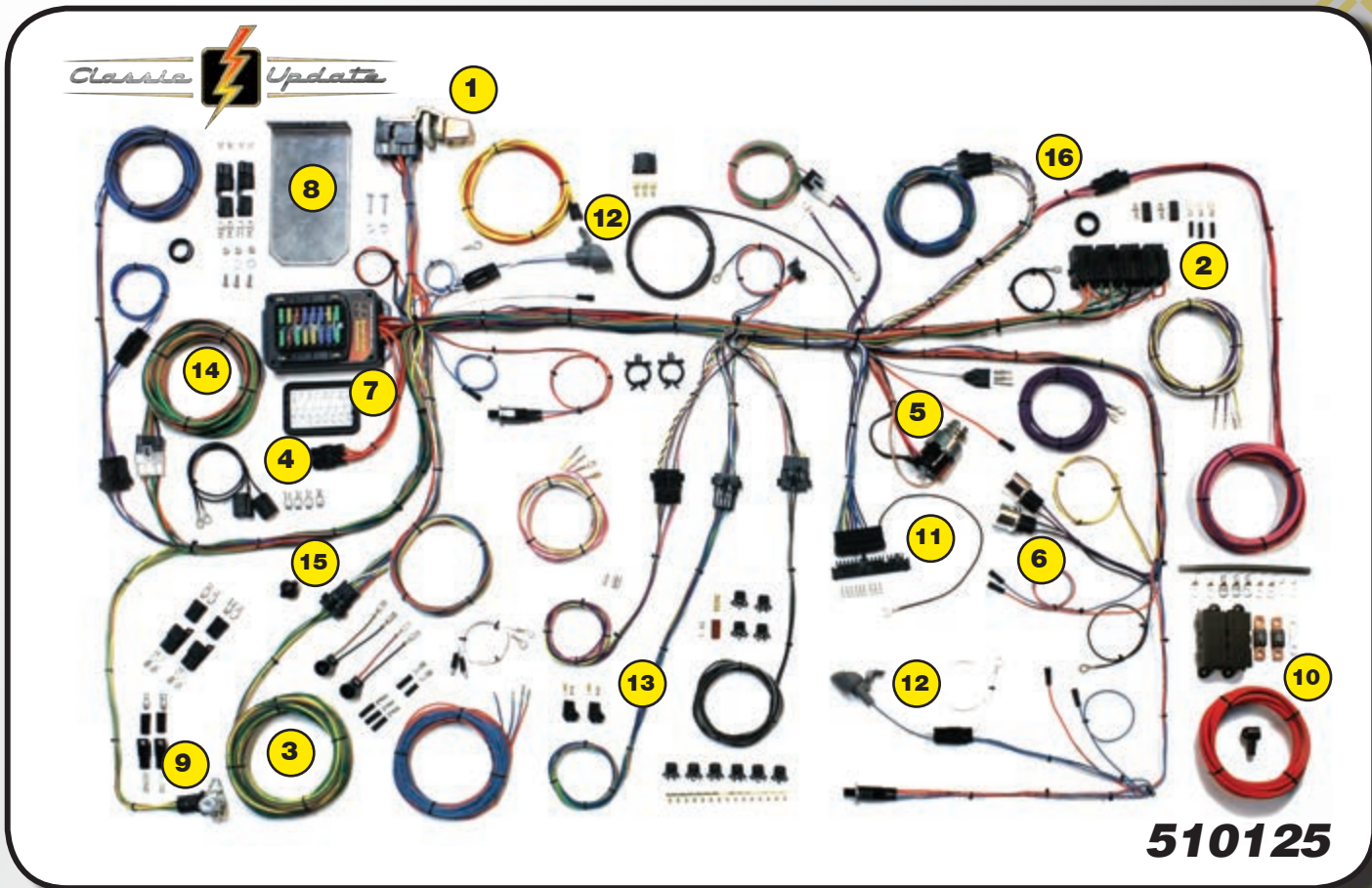
79 - 80 Pontiac Firebird



510689

- 1** A replacement headlight switch with internal 30amp circuit breaker, retention collar nut, adjustable length shaft and custom knob.
- 2** Standard turn signal and hazard flashers are mounted on fuse panel. A new horn relay is mounted on the main dash harness.
- 3** Fuse box designed to fit in original location with no modifications. All required hardware supplied. New ATO fuse panel allows for easy fuse and circuit breaker accessibility. Harness is laid out and formed to allow for nearly all after market accessories such as; gauge packages, wiper systems, heat and air conditioning systems, etc.
- 4** Original switch connector bodies - an American Autowire exclusive feature
- 5** Steering column connectors can plug directly into many aftermarket steering columns or stock 1977-80 GM columns that use stock GM turn signal switches.
- 6** Complete factory heater harness assembly included.
- 7** Separate under dash courtesy lamps for use along with your original dome/interior lighting.
- 8** Instrument Cluster wiring is designed with a "cluster harness disconnect" system for easy service and assembly. Original terminals and PC board connector (another American Autowire exclusive) are provided for stock cluster connections. The system will also connect into most popular aftermarket gauges such as AUTOMETER, CLASSIC INSTRUMENTS, DAKOTA DIGITAL, STEWART WARNER, VDO and others.
- 9** Rear body harness assembly plugs into the main harness in the stock location and our longer leads allow for stock or custom routing of the wires. Rear body wiring includes complete backup light leads with correct lamp sockets, complete stop and tail light leads with correct lamp sockets, complete turn signal leads with correct lamp sockets, complete rear side marker leads with correct long focal length molded lamp sockets, complete license plate lead connection to plug into your lamps, and fuel tank sender wire with trunk grommet and tank connection.
- 10** GM bulkhead connectors for the engine and front light wiring are included (another American Autowire exclusive) and allow for easy installation with original or custom routing.
- 11** Engine wiring includes power and tach connectors for GM H.E.I. distributors. Alternator connectors are supplied for GM "SI" series internally regulated alternators. GM "CS" series alternator adapter is available separately.
- 12** Front lighting includes extra long leads that can be routed for stock or optional appearances. All headlight connectors and terminals, parking and directional light leads and lamp sockets, and side marker leads and lamp sockets are provided along with a switched trigger wire for an electric fan relay (usually recommended with AC)
- 13** All the various connectors and terminals for your wiper/washer system are provided.

64 - 66 Ford Mustang



510125

- 1** Correct replacement headlight switch with internal circuit breaker. With original Ford headlight switch connector.
- 2** Headlight enhancement relays allow for high-powered halogen headlights. A separate fog light relay is included to control factory or aftermarket fog lights.
- 3** Complete wiring for all running lights, brake lights and directional lights, and license lights and third brake lights.
- 4** Harness allows for most aftermarket accessories such as: gauge packages, heat and air conditioning systems, power windows, etc.
- 5** Correct replacement ignition switch for use with your original bezel and tumbler. Includes original connector body..
- 6** Standard turn signal and hazard flashers included. Horn relay mounted on harness.
- 7** New ATO Fuse box fits on the driver side upper kick panel away from heater and A/C ducts and allows for easy fuse and circuit breaker accessibility.
- 8** Mounting bracket included.


- 9** New floor dimmer switch is provided. Wire length and connection accommodate original floor mount dimmer switch location.
- 10** 175 amp Mega-fuse protection on both the fuse panel feed and alternator charging circuit. 6 gauge alternator charge cable included.
- 11** Steering column connectors will plug directly into most aftermarket steering columns. Directions and an adapter with terminals are included for running a stock Mustang steering column.
- 12** Separate optional under-dash light sockets along with original dome/interior light wiring.
- 13** Instrument Cluster wiring is designed with a "cluster harness disconnect" system for easy service and assembly. The best aspect of the disconnect system is that any gauge cluster package can be easily and neatly wired in. This includes AUTOMETER, CLASSIC INSTRUMENTS, DAKOTA DIGITAL, STEWART WARNER, and VDO just to name a few.

- 15** Rear body harness assembly plugs into the main harness behind the left hand kick panel for easy accessibility and allows for original or custom routing. Rear body wiring includes backup light lead and ground wires, stop and taillight lead and ground wires with proper focal length light sockets, third brake light wire and the correct license plate lead connection for use with your stock tag lamp. Fuel tank sender wire and sending unit extension are included.
- 16** Engine wiring includes feeds for coil, tach, water temperature, oil pressure, brake warning (with later updated extension if necessary), and electronic speedometer (if necessary). A heavy gauge alternator feed wire is provided for a typical 1 wire high-powered installation.

This kit will not support use of a factory tach or ammeter.

- 14** Front lighting includes extra long leads for special routing when custom under hood appearance is desired. All headlight, park light, fog light, and directional light leads are provided, as well as a switched trigger wire for electric fan relay (usually recommended with AC).

67 - 68 Ford Mustang




510055

- 1** Correct replacement headlight switch with internal circuit breaker. With original Ford headlight switch connector.
- 2** Headlight enhancement relays allow for high-powered halogen headlights. A separate fog light relay is included to control factory or aftermarket fog lights.
- 3** Complete wiring for all running lights, brake lights and directional lights, and license lights and third brake lights.
- 4** Harness allows for most aftermarket accessories such as: gauge packages, heat and air conditioning systems, power windows, etc.
- 5** Correct replacement ignition switch for use with your original bezel and tumbler. Includes original connector body..
- 6** Standard turn signal flasher, hazard flasher and horn relay mounted on harness.
- 7** New ATO Fuse box fits on the center of the fire wall away from heater and A/C ducts and allows for easy fuse and circuit breaker accessibility.
- 8** Door jamb switches included
- 9** New floor dimmer switch is provided. Wire length and connection accommodate original floor mount dimmer switch location.
- 10** 175 amp Mega-fuse protection on both the fuse panel feed and alternator charging circuit. 6 gauge alternator charge cable included.
- 11** Steering column connectors will plug directly into most aftermarket steering columns. Directions and an adapter with terminals are included for running a stock Mustang steering column.
- 12** Separate optional under-dash light sockets along with original dome/interior light wiring.
- 13** Instrument Cluster wiring is designed with a "cluster harness disconnect" system for easy service and assembly. The best aspect of the disconnect system is that any gauge cluster package can be easily and neatly wired in. This includes AUTOMETER, CLASSIC INSTRUMENTS, DAKOTA DIGITAL, STEWART WARNER, and VDO just to name a few.
- 14** Front lighting includes extra long leads for special routing when custom under hood appearance is desired. All headlight, park light, fog light, and directional light leads are provided, as well as a switched trigger wire for electric fan relay (usually recommended with AC).
- 15** Rear body harness assembly plugs into the main harness behind the left hand kick panel for easy accessibility and allows for original or custom routing. Rear body wiring includes backup light lead and ground wires, stop and taillight lead and ground wires with proper focal length light sockets, third brake light wire and the correct license plate lead connection for use with your stock tag lamp. Fuel tank sender wire and sending unit extension are included.
- 16** Engine wiring includes feeds for coil, tach, water temperature, oil pressure, brake warning (with later updated extension if necessary), and electronic speedometer (if necessary). A heavy gauge alternator feed wire is provided for a typical 1 wire high-powered installation.

This kit will not support the use of a factory tach or ammeter.

69 Ford Mustang

Classic  Update




510177

- 1** Correct replacement headlight switch with internal circuit breaker.
- 2** Original Ford styled headlight switch connector.
- 3** Headlight enhancement relays allow for high-powered halogen headlights.
- 4** Separate relay controlled circuit for cars that have stock or aftermarket fog or driving lamps.
- 5** Correct replacement ignition switch for use with your original bezel and tumbler.
- 6** Correct original ignition switch connector.
- 7** Standard turn signal flasher and hazard flasher mounted on fuse panel; horn relay mounted on harness.
- 8** New ATO Fuse box fits to the left of the original bulkhead pass-through opening and allows for easy fuse and circuit breaker accessibility. All required hardware supplied. (Not pictured)
- 9** Harness allows for most aftermarket accessories such as: gauge packages, heat and air conditioning systems, power windows, etc.
- 10** Steering column connectors will plug directly into most aftermarket steering columns.
- 11** Directions and an adapter with terminals are included for adapting a stock 1969 Ford Mustang steering column.
- 12** Separate optional under-dash light sockets along with original dome/interior light wiring.
- 13** Instrument Cluster wiring is designed with a separate "cluster harness disconnect" system for easy service and assembly. The best aspect of the disconnect system is that any gauge cluster package can be easily and neatly wired in. This includes JME ENTERPRISES, AUTOMETER, CLASSIC INSTRUMENTS, DAKOTA DIGITAL, STEWART WARNER, and VDO just to name a few.
- 14** Front lighting includes extra long leads for special routing when custom under hood appearance is desired. All headlight, park light, fog light, and directional light leads are provided, as well as a switched trigger wire for electric fan relay (usually recommended with AC).
- 15** Rear body harness assembly plugs into the main harness behind the left hand kick panel for easy accessibility and allows for original or custom routing. Rear body wiring includes backup light lead and ground wires, stop and taillight lead and ground wires with proper focal length light sockets, third brake light wire and the correct license plate lead connection for use with your stock tag lamp. Fuel tank sender wire and sending unit extension are included.
- 16** New floor dimmer switch is provided and mounts in the stock location
- 17** Engine wiring includes feeds for coil, tach, water temperature, oil pressure, brake warning (with later updated extension if necessary), and electronic speedometer (if necessary). A heavy gauge alternator feed wire is provided for a typical 1 wire high-powered installation.

This kit will not support the use of a factory tach or ammeter.

Keys not included with this kit.

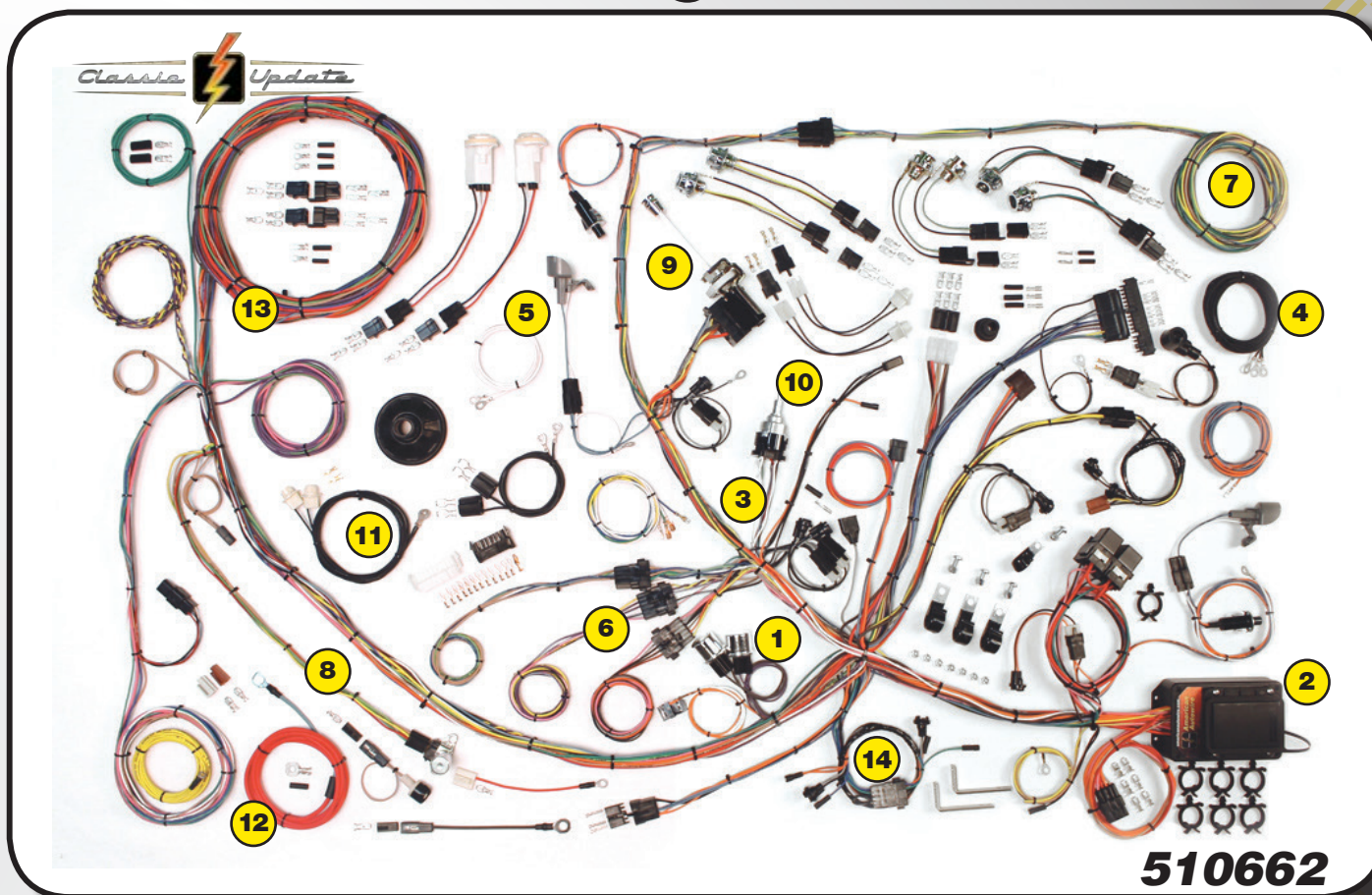
70 Ford Mustang



510243


- 1** Correct replacement headlight switch with internal circuit breaker.
- 2** Original Ford styled headlight switch connector.
- 3** Headlight enhancement relays allow for high-powered halogen headlights.
- 4** Separate relay controlled circuit for cars that have stock or aftermarket fog or driving lamps.
- 5** Jumper harness to allow for column mounted ignition switch
- 6** Correct original ignition switch connector.
- 7** Standard turn signal flasher and hazard flasher mounted on fuse panel; horn relay mounted on harness.
- 8** New ATO Fuse box fits in center of the firewall away from heater and A/C ducts and allows for easy fuse and circuit breaker accessibility.
- 9** Harness allows for most aftermarket accessories such as: gauge packages, heat and air conditioning systems, power windows, etc.
- 10** Correct focal length tail lamp sockets
- 11** Steering column connectors will plug directly into most aftermarket steering columns.
- 12** Directions and an adapter with terminals are included for running a stock Mustang steering column.
- 13** Separate optional under-dash light sockets along with original dome/interior lighting wiring.
- 14** Instrument Cluster wiring is designed with a "cluster harness disconnect" system for easy service and assembly. The best aspect of the disconnect system is that any gauge cluster package can be easily and neatly wired in. This includes AUTOMETER, CLASSIC INSTRUMENTS, DAKOTA DIGITAL, STEWART WARNER, and VDO just to name a few.
- 15** Rear body harness assembly plugs into the main harness behind the left hand kick panel for easy accessibility and allows for original or custom routing. Rear body wiring includes backup light lead and ground wires, stop and taillight lead and ground wires with proper focal length light sockets, third brake light wire and the correct license plate lead connection for use with your stock tag lamp. Fuel tank sender wire and sending unit extension are included.
- 16** New floor dimmer switch is provided. Wire length and connection accommodate original floor mount dimmer switch location.
- 17** Engine wiring includes feeds for coil, tach, water temperature, oil pressure, brake warning (with later updated extension if necessary), and electronic speedometer (if necessary). A heavy gauge alternator feed wire is provided for a typical 1 wire high-powered installation.
- 18** Front lighting includes extra long leads for special routing when custom under hood appearance is desired. All headlight, park light, fog light, and directional light leads are provided, as well as a switched trigger wire for electric fan relay (usually recommended with AC).

71 - 73 Ford Mustang



- 1** Standard turn signal flasher, hazard flasher, and horn relay mounted on harness.
- 2** Fuse box designed to fit behind the glovebox assembly. All mounting brackets and required hardware supplied. New ATO fuse panel allows for easy fuse and circuit breaker accessibility. Harness is laid out and formed to allow for nearly all aftermarket accessories; gauge packages, wiper systems, heat and air conditioning systems, etc.
- 3** Many original switch connector bodies - an American Autowire exclusive feature.
- 4** Steering column connectors can plug directly into most aftermarket steering columns or stock '71-'73 Mustang columns using the adapter and terminals included in the kit
- 5** Separate under dash courtesy lamp assemblies are also included for use along with the original dome/interior lighting feeds.
- 6** Instrument cluster wiring is designed with a "cluster harness disconnect" system for easy service and assembly. Original style terminals and PC board connectors (another American Autowire exclusive) are provided for stock cluster connections. The system will also connect to most popular aftermarket gauge packages such as CLASSIC INSTRUMENTS, DAKOTA DIGITAL, AUTOMETER, VDO, and others.
- 7** Rear body harness assembly plugs into the main harness in the LH "A-pillar" location, and our longer leads allow for stock or custom routing of the wires. Rear body wiring includes backup light lead wires with correct lamp sockets, stop and tail light lead wires with correct lamp sockets, dome light leads, terminals, connectors and lamp sockets to mate with the license plate lamp and side marker assemblies, and fuel tank sender wire with trunk grommet and molded fuel tank connection.
- 8** New floor dimmer switch is provided for ease of installation. Wire length and connection accommodate original floor mount dimmer switch.
- 9** New Ford-style headlight switch with internal circuit breaker, adjustable length shaft, and custom knob.
- 10** New windshield wiper/washer switch.
- 11** New firewall grommet for the engine and front light wiring to pass through (another American Autowire exclusive) to allow for easy installation with original or custom routing.
- 12** Engine wiring includes feeds for coil, tach, water temperature, oil pressure, brake warning (with later updated extension if necessary), and electronic speedometer (if necessary). A heavy gauge alternator feed wire is provided for a typical 1-wire high-powered installation.
- 13** Front lighting includes extra-long leads that can be routed for stock or custom applications. All head light, parking light, grill mounted light, and directional light leads, along with a switched trigger wire for an electric fan relay (usually recommended with AC) are provided. Mating terminals and connectors are also provided to complete the custom installation.
- 14** Complete plug-and-play Gauge-Pack and floor console clock harnesses include correct lamp sockets and connections.

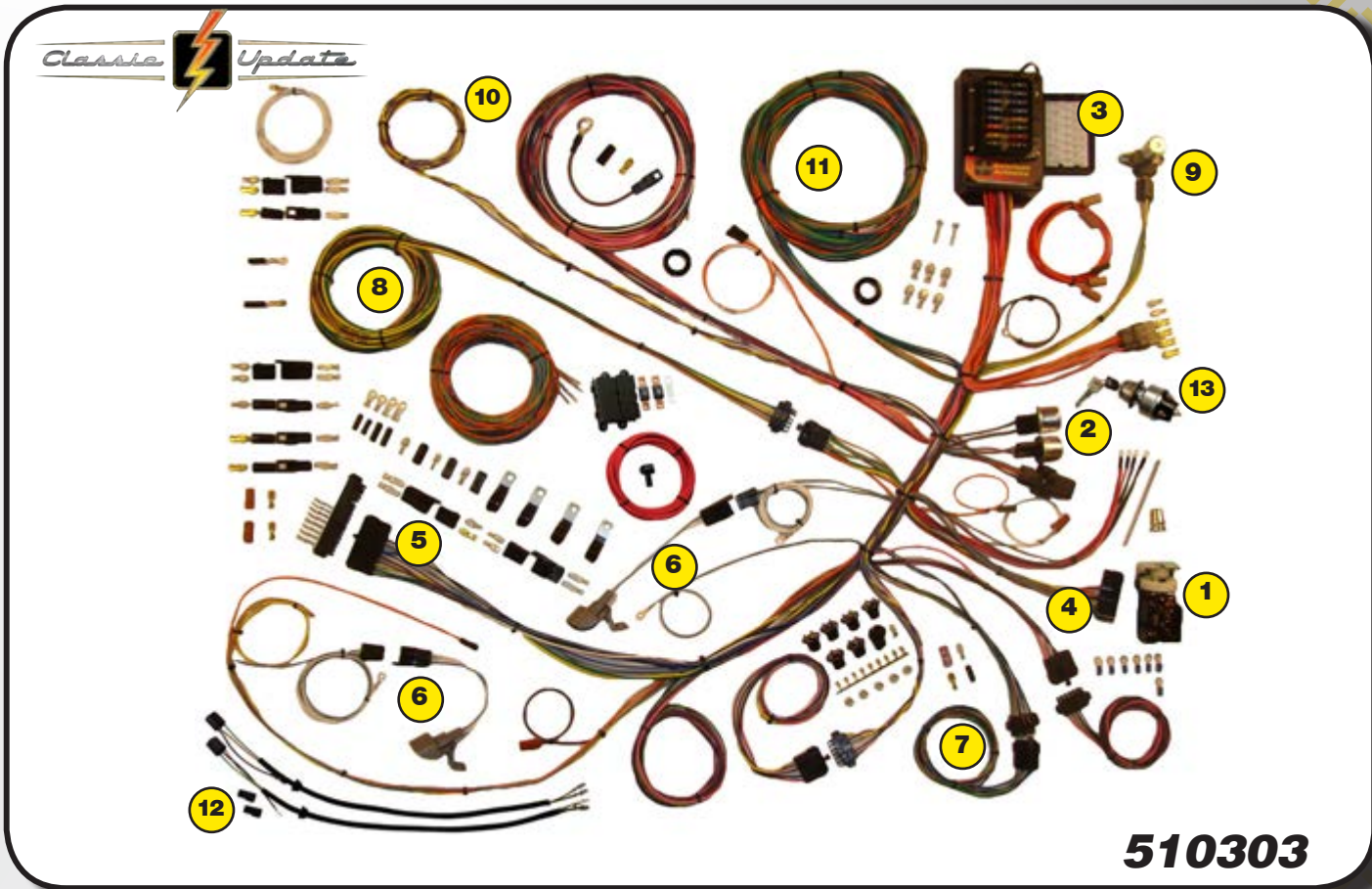
87 - 89 Ford Mustang



510547

- 1** Compact fusebox with aluminum mounting plate that can be used for early and late model mounting locations.
- 2** Includes a 175 amp Mega Fuse for main system protection.
- 3** Dash harness comes with all factory steering column connectors installed and ready to plug into your factory switches.
- 4** New headlight and hazard switch connectors come pre-installed on harness. Wiring with new terminals for fog lights or rear defrost switches included in the dash harness.
- 5** New door switches and connectors for courtesy lighting.
- 6** Instrument Cluster wiring is designed with a "cluster harness disconnect" system for easy service and assembly. Supports most aftermarket gauge packages.
- 7** Rear body harness comes complete with new lamp sockets.
- 8** Engine wiring includes feeds for coil, tach, water temperature, oil pressure, electric choke, and electric speedometer (if needed). 175 amp mega-fuse protection on both the fuse panel feed and alternator charging circuit. 6 gauge alternator charge cable included.
- 9** Front lighting includes extra long leads that can be routed for stock or custom appearances.
- 10** Rear body harness assembly is designed to plug into the main harness in the original connector bodies. Flexibility in harness design allows for original or custom routing. Rear body wiring includes backup light wires and mating connectors for backup light leads. License plate lead, connectors, and terminals included. Fuel tank sender wire and terminal included.
- 11** New headlamp, directional, and marker lamp sockets come installed on the front light kit. Includes new washer pump connector and wiring.
- 12** Supports power windows and locks with the use of the factory door harnesses.
- 13** Includes heat and A/C wiring with new blower switch and blower resistor connectors installed.
- 14** Provides ignition feeds for aftermarket ignitions and fuel injection ECU's

53 - 56 Ford Truck




- 1** A replacement headlight switch with internal 26 amp circuit breaker, adjustable length shaft, and custom knob.
- 2** Standard turn signal flasher, hazard flasher, and horn relay mounted on harness.
- 3** NEW compact ATO-Style fuse panel that is fully encased in a closed box assembly with two mounting pads (mounting hardware included). The fuse coverlid is labeled on the inside identifying all circuits by description and their respective fuse ratings. All high amperage output circuits incorporate the same superior spring steel reinforced terminals that are used in our Highway Series kits.
- 4** Original switch connector bodies! (Exclusive to American Autowire)
- 5** Steering column connectors can plug directly into most aftermarket steering columns or stock 1953-56 Ford columns using the adapter and terminals included in the kit.
- 6** Separate under dash courtesy lamp assemblies and door jamb switches are also included for use along with your original dome/interior lighting feeds.

- 7** Instrument Cluster wiring is designed with a "cluster harness disconnect" system for easy service and assembly. Original terminals and connectors (another American Autowire exclusive) are provided for stock cluster connections. The system will also connect into most popular aftermarket gauges such as AUTOMETER, CLASSIC INSTRUMENTS, STEWART WARNER, VDO, and others.
- 8** Rear body harness assembly plugs into the main harness at the left kick panel location and our longer leads allow for stock or custom routing of the wires. Rear body wiring includes backup light lead wires and connectors along with stop and taillight lead wires and connectors to mate into the stock Ford tail and back up lamp pigtail assemblies. A license plate lamp lead connection, as well as a fuel tank sender wire with tank unit connection is also included.
- 9** New floor dimmer switch is provided for ease of installation. Wire length and connection accommodate original floor mount dimmer switch location.

- 10** Engine wiring includes feeds for coil, tach, water temperature, oil pressure, electric choke, and electric speedometer (if needed). 175 amp mega-fuse protection on both the fuse panel feed and alternator charging circuit. 6 gauge alternator charge cable included. Connectors supplied for various oil and temp senders. A Ford Gen III series alternator adapter is available separately.
- 11** Front lighting includes extra long leads that can be routed for stock or optional appearances. All headlight, parking light, and directional light leads, along with a switched trigger wire for an electric fan relay (usually recommended with AC) are provided. Mating terminals and connectors are also provided for you to complete your custom installation.
- 12** Original style headlight bucket pigtails with grommets and protective covering.
- 13** New ignition switch, retainer, and chrome dash bezel are included.

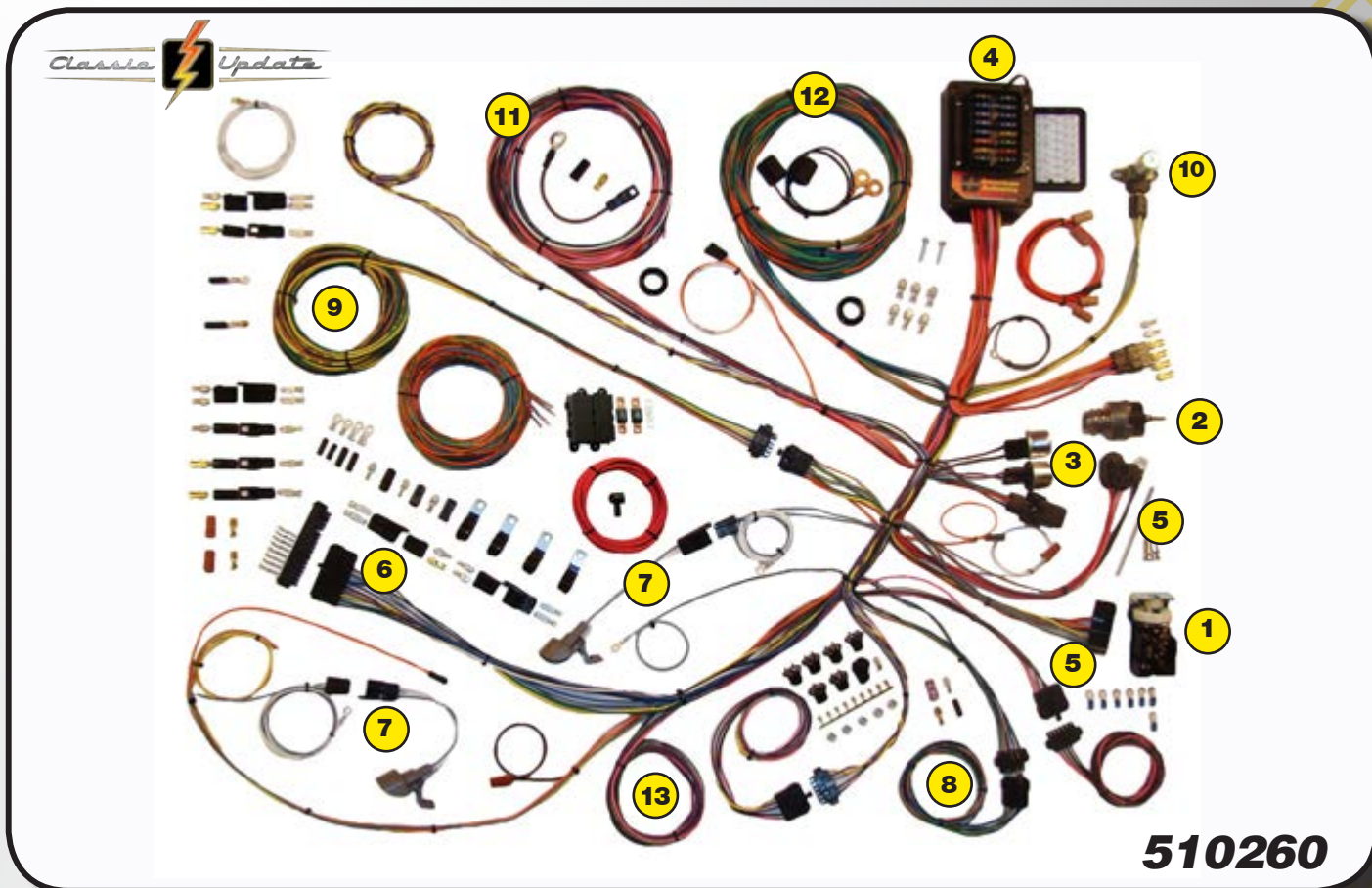
57 - 60 Ford Truck



510651

- 1** NEW compact ATO-Style fuse panel that is fully encased in a closed box assembly with two mounting pads (mounting hardware included). The fuse coverlid is labeled on the inside identifying all circuits by description and their respective fuse ratings. All high amperage output circuits incorporate the same superior spring steel reinforced terminals that are used in our Highway Series kits. Will accommodate all F-Series body applications including panel truck.
- 2** A replacement headlight switch with internal 26 amp circuit breaker, adjustable length shaft, and custom knob.
- 3** Many original switch connector bodies - an American Autowire exclusive feature.
- 4** Steering column connectors can plug directly into most aftermarket steering columns or stock 1957-60 Ford columns using the adapter and terminals included.
- 5** Separate under dash courtesy lamp assemblies and doorjamb switches are also included for use with your original dome/interior lighting feeds.
- 6** Instrument Cluster wiring is designed with a "cluster harness disconnect" system for easy service and assembly. Original terminals, connectors, and lamp sockets (another American Autowire exclusive) are provided for stock cluster connections. The system will also connect into most popular aftermarket gauges such as DAKOTA DIGITAL, CLASSIC INSTRUMENTS, AUTOMETER, VDO, and others.
- 7** Rear body harness assembly plugs into the main harness at the left kick panel location and our longer leads allow for stock or custom routing of the wires. Rear body wiring includes backup light lead wires and connectors along with stop and tail light lead wires, connectors to mate into the stock Ford tail and back up lamp pigtail assemblies. A license plate lamp lead connection and a fuel tank sender wire with tank unit connection are also included.
- 8** New floor dimmer switch is provided for ease of installation. Wire length and connection accommodate original floor mount dimmer switch location.
- 9** Engine wiring includes feeds for coil, tach, water temperature, oil pressure, electric choke, and electric speedometer (if needed). 175 amp mega-fuse protection on both the fuse panel feed and alternator charging circuit. 6 gauge alternator charge cable included. Connectors supplied for power and tach leads for GM style H.E.I. distributors along with various oil and temp senders. A Ford Gen III series alternator adapter is available separately.
- 10** Front lighting includes extra long leads that can be routed for stock or optional appearances. All head light, parking light, and directional light leads, along with a switched trigger wire for an electric fan relay (usually recommended with AC) are provided. Mating terminals and connectors are also provided to complete your custom installation.
- 11** New plug-n-play headlamp bucket extensions are included.
- 12** New ignition switch with retainer and keys are included (customer must purchase a new, or reuse, their original dash bezel).


61 - 66 Ford Truck



510260

- 1** A replacement headlight switch with internal 26 amp circuit breaker, adjustable length shaft, and custom knob.
- 2** Correct replacement ignition switch for use with your original bezel and tumbler.
- 3** Standard turn signal flasher, hazard flasher, and horn relay mounted on harness.
- 4** NEW compact ATO-Style fuse panel that is fully encased in a closed box assembly with two mounting pads (mounting hardware included). The fuse coverlid is labeled on the inside identifying all circuits by description and their respective fuse ratings. All high amperage output circuits incorporate the same superior spring steel reinforced terminals that are used in our Highway Series kits.
- 5** Many original switch connector bodies! (Exclusive to American Autowire)
- 6** Steering column connectors can plug directly into most aftermarket steering columns or stock 1961-66 Ford columns using the adapter and terminals included in the kit.
- 7** Separate under dash courtesy lamp assemblies are also included for use along with your original dome/interior lighting feeds.
- 8** Instrument Cluster wiring is designed with a "cluster harness disconnect" system for easy service and assembly. Original terminals and connectors (another American Autowire exclusive) are provided for stock cluster connections. The system will also connect into most popular aftermarket gauges such as AUTOMETER, CLASSIC INSTRUMENTS, STEWART WARNER, VDO, and others.
- 9** Rear body harness assembly plugs into the main harness at the left kick panel location and our longer leads allow for stock or custom routing of the wires. Rear body wiring includes backup light lead wires and connectors along with stop and taillight lead wires and connectors to mate into the stock Ford tail and back up lamp pigtail assemblies. A license plate lamp lead connection, as well as a fuel tank sender wire with tank unit connection is also included.
- 10** New floor dimmer switch is provided for ease of installation. Wire length and connection accommodate original floor mount dimmer switch location.
- 11** Engine wiring includes feeds for coil, tach, water temperature, oil pressure, electric choke, and electric speedometer (if needed). 175 amp mega-fuse protection on both the fuse panel feed and alternator charging circuit. 6 gauge alternator charge cable included. Connectors supplied for various oil and temp senders. A Ford Gen III series alternator adapter is available separately.
- 12** Front lighting includes extra long leads that can be routed for stock or optional appearances. All headlight, parking light, and directional light leads, along with a switched trigger wire for an electric fan relay (usually recommended with AC) are provided. Mating terminals and connectors are also provided for you to complete your custom installation.
- 13** Harness is laid out and formed to allow for nearly all aftermarket accessories such as; gauge packages, wiper systems, heat and air conditioning systems, etc.


67 - 72 Ford Truck



510368

- 1** A replacement headlight switch with internal 26 amp circuit breaker.
- 2** Standard turn signal flasher, hazard flasher, and horn relay mounted on harness.
- 3** New ATO fuse panel allows for easy fuse and circuit breaker accessibility. Harness is laid out and formed to allow for nearly all after market accessories such as; gauge packages, wiper systems, heat and air conditioning systems, etc. All required hardware supplied.
- 4** Many original switch connector bodies - an American Autowire exclusive feature.
- 5** Steering column connectors can plug directly into most aftermarket steering columns or stock Ford columns using the adapter and terminals included in the kit.
- 6** Separate under dash courtesy lamp assemblies are also included for use along with your original dome/interior lighting feeds.
- 7** Instrument Cluster wiring is designed with a "cluster harness disconnect" system for easy service and assembly. Original terminals and PC board connector (another American Autowire exclusive) are provided for stock cluster connections. The system will also connect into most popular aftermarket gauges such as AUTOMETER, CLASSIC INSTRUMENTS, DAKOTA DIGITAL, STEWART WARNER, VDO and others.
- 8** Rear body harness assembly plugs into the main harness at the left kick panel location and our longer leads allow for stock or custom routing of the wires. Rear body wiring includes backup light lead wires and connectors along with stop and tail light lead wires and connectors. New tag lamp and fuel tank sender lead connection is also included.
- 9** New floor dimmer switch is provided for ease of installation. Wire length and connection accommodate original floor mount dimmer switch location.
- 10** New door jamb switches and leads are also included.
- 11** Front lighting includes extra long leads that can be routed for stock or optional applications. All head light, parking light, and directional light leads, along with a switched trigger wire for an electric fan relay (usually recommended with AC) are provided. Mating terminals and connectors are also provided for you to complete your custom installation.
- 12** New ignition switch with indexed connector included.
- 13** New headlight bucket extension harnesses that include the grommets and loom are also included. Services both dual and quad headlight systems.
- 14** Engine wiring includes feeds for coil, tach, water temperature, oil pressure, electric choke, and electric speedometer (if needed). 175 amp mega-fuse protection on both the fuse panel feed and alternator charging circuit. 6 gauge alternator charge cable included. Connectors supplied for power and tach leads for GM style H.E.I. distributors along with various oil and temp senders. A Ford Gen III series alternator adapter is available separately.


73-79 Ford Truck & 78-79 Ford Bronco



510342

- 1** A replacement headlight switch with internal 26 amp circuit breaker, adjustable length shaft, and custom knob.
- 2** Standard turn signal flasher, hazard flasher, and horn relay mounted on harness.
- 3** Fuse box designed to fit in original location with no mods to the firewall. All required hardware supplied. New ATO fuse panel allows for easy fuse and circuit breaker accessibility. Harness is laid out and formed to allow for nearly all aftermarket accessories such as; gauge packages, wiper systems, heat and air conditioning systems, etc.
- 4** New door jamb switch pigtailed and switches are also included.
- 5** Steering column connectors can plug directly into most aftermarket steering columns or stock 1973-79 Ford columns using the adapter and terminals included in the kit.
- 6** Separate under dash courtesy lamp assemblies are also included for use along with your original dome/interior lighting feeds.
- 7** Instrument Cluster wiring is designed with a "cluster harness disconnect" system for easy service and assembly. Original terminals that will plug into the original cluster connector (another American Autowire exclusive) are provided for stock cluster connections. The system will also connect into most popular aftermarket gauges such as DAKOTA DIGITAL, CLASSIC INSTRUMENTS, AUTOMETER, VDO, and others.
- 8** Rear body harness assembly plugs into the main harness at the left kick panel location and our longer leads allow for stock or custom routing of the wires. Rear body wiring includes backup light lead wires and connectors along with stop and taillight lead wires and connectors. New tail lamp socket and side marker lamp socket pigtail extensions are also included. License plate lamp lead connection, as well as the fuel tank sender lead connection is also included. An optional extra cost dual fuel tank harness is available separately.
- 9** New floor dimmer switch is provided for ease of installation. Wire length and connection accommodate original floor mount dimmer switch location.
- 10** Front lighting includes extra long leads that can be routed for stock or optional appearances. All headlight, parking light, and directional light leads, along with a switched trigger wire for an electric fan relay (usually recommended with AC) are provided. Mating terminals and connectors are also provided for you to complete your custom installation. New parking lamp socket and side marker lamp socket pigtail extensions are also included.
- 11** Engine wiring includes feeds for coil, tach, water temperature, oil pressure, electric choke, and electric speedometer (if needed). A heavy gauge alternator feed and fusible link are also included for any typical high output 1 wire or internally regulated alternator. Connectors supplied for power and tach leads for GM style H.E.I. distributors along with various oil and temp senders. A Ford Gen III series alternator adapter is available separately.
- 12** New ignition switch with indexed connector included.
- 13** New windshield wiper switch with indexed connector and motor leads included which must be mated to your stock motor (mating connector and terminals included).

66 - 77 Ford Bronco

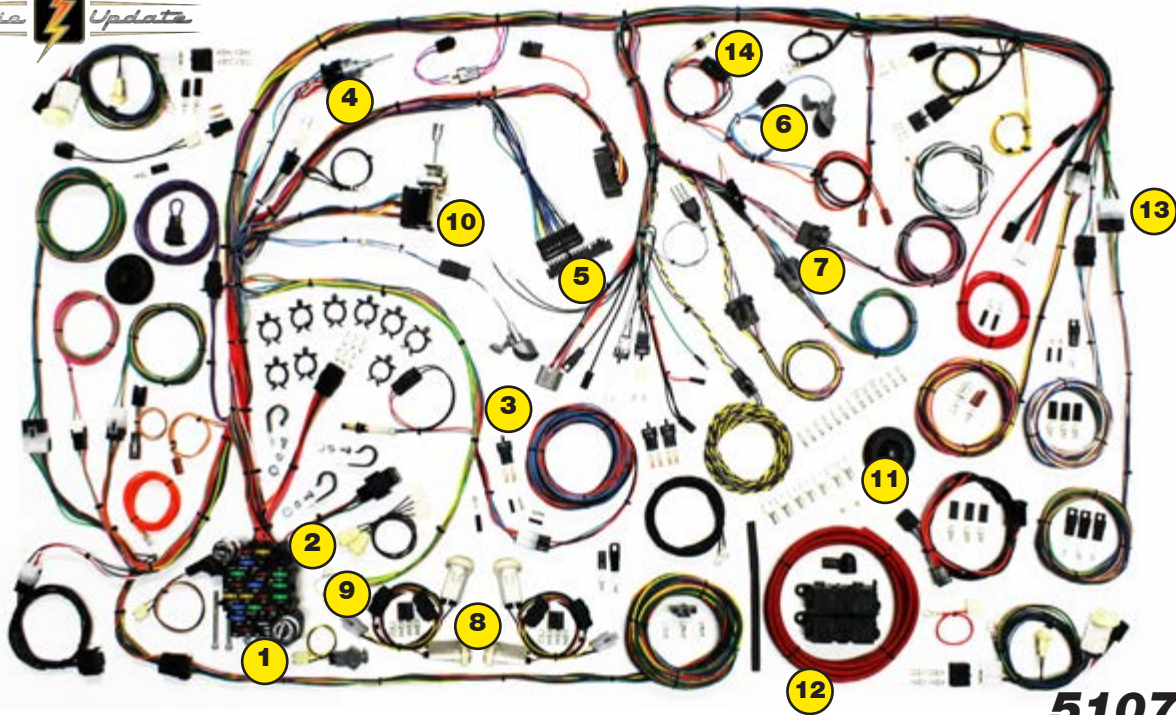


510317

- 1** A replacement headlight switch with internal 26 amp circuit breaker, adjustable length shaft, and custom knob.
- 2** Standard turn signal flasher, hazard flasher, and horn relay mounted on harness.
- 3** NEW compact ATO-Style fuse panel that is fully encased in a closed box assembly with coverlid and mounts inside the glove box (mounting hardware included). The fuse coverlid is labeled on the inside identifying all circuits by description and their respective fuse ratings. All high amperage output circuits incorporate the same superior spring steel reinforced terminals that are used in our Highway Series kits.
- 4** Harness is laid out and formed to allow for nearly all aftermarket accessories such as; gauge packages, heat and air conditioning systems, etc.
- 5** Many original switch connector bodies - an American Autowire exclusive feature.
- 6** Steering column connectors can plug directly into most aftermarket steering columns or stock 1966-77 Ford columns using the adapter and terminals included in the kit.
- 7** Separate under dash courtesy lamp assemblies are also included for use along with your original dome/interior lighting feeds.
- 8** Instrument Cluster wiring is designed with a "cluster harness disconnect" system for easy service and assembly. Original terminals and connectors (another American Autowire exclusive) are provided for stock cluster connections. The system will also connect into most popular aftermarket gauges such as DAKOTA DIGITAL, CLASSIC INSTRUMENTS, AUTOMETER, VDO, and others.
- 9** Rear body harness assembly plugs into the main harness at the left kick panel location and our longer leads allow for stock or custom routing of the wires. Rear body wiring includes backup light lead wires and connectors along with stop and taillight lead wires and connectors to mate into the stock Ford tail and back up lamp pigtail assemblies. A license plate lamp lead connection, as well as fuel tank sender leads and tank extensions for both single and dual tank applications are also included.
- 10** New floor dimmer switch is provided for ease of installation. Wire length and connection accommodate original floor mount dimmer switch location.
- 11** Engine wiring includes feeds for coil, tach, water temperature, oil pressure, electric choke, and electric speedometer (if needed). 175 amp mega-fuse protection on both the fuse panel feed and alternator charging circuit. 6 gauge alternator charge cable included. Connectors supplied for power and tach leads for GM style H.E.I. distributors along with various oil and temp senders. A Ford Gen III series alternator adapter is available separately.
- 12** Front lighting includes extra long leads that can be routed for stock or optional appearances. All headlight, parking light, and directional light leads, along with a switched trigger wire for an electric fan relay (usually recommended with AC) are provided. Mating terminals and connectors are also provided for you to complete your custom installation.
- 13** New ignition switch with indexed connector included.
- 14** New windshield wiper switch with indexed connector and motor leads included (must be mated to your stock motor through your windshield frame assembly).

80 - 86 Ford Truck

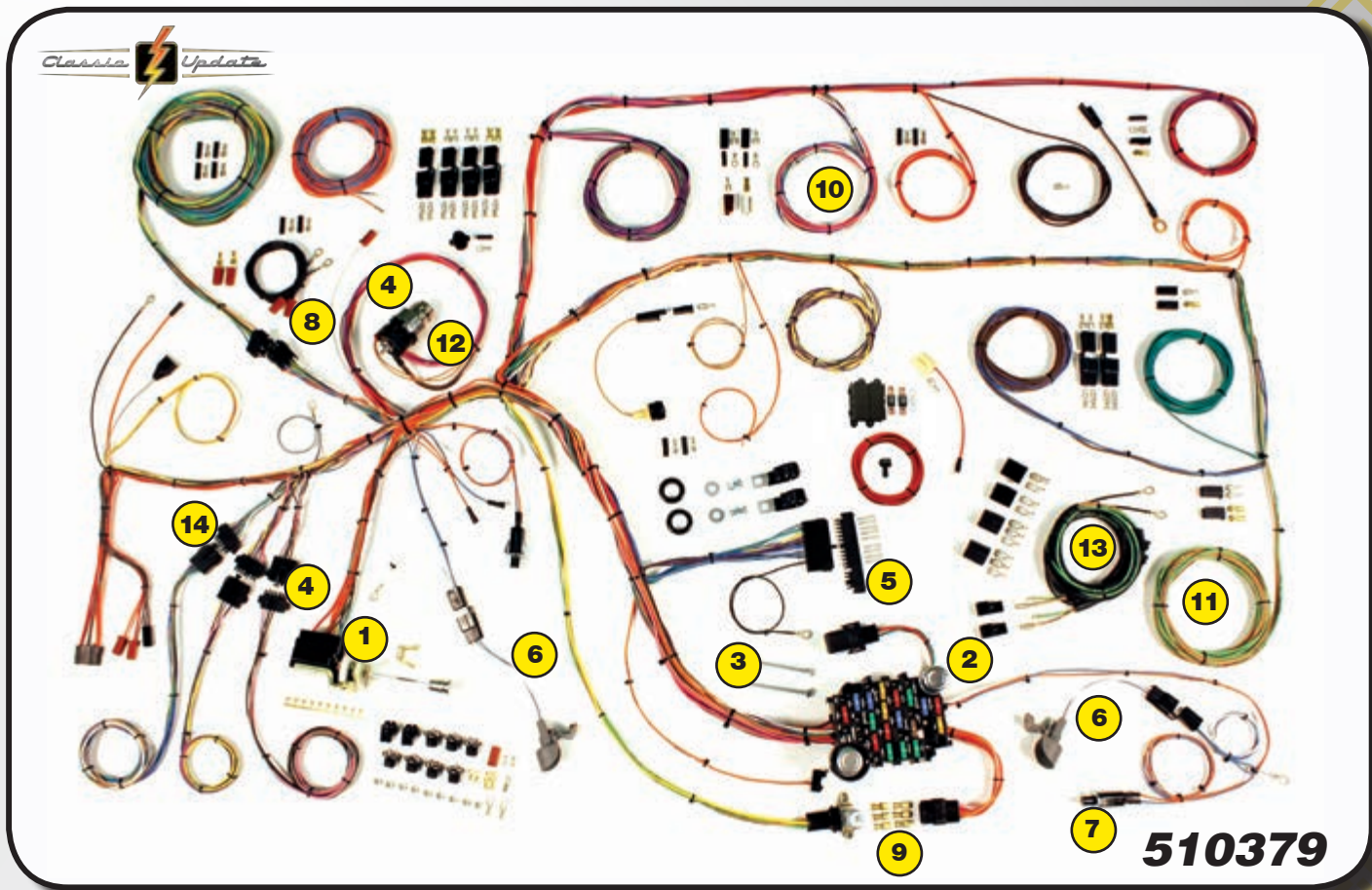
Classic Update



510724

- 1** Standard turn signal flasher, hazard flasher, and horn relay mounted on fuse panel.
- 2** Fuse box designed to fit in the stock firewall mounting area with only one new screw hole needed. All required hardware and template supplied. New ATO fuse panel allows for easy fuse accessibility.
- 3** Many original switch connector bodies - an American Autowire exclusive feature.
- 4** Supports stock washer and wiper switches/configurations. New windshield wiper switch with indexed connector plus a wiper motor extension with correct connector to plug onto your stock wiper motor are included.
- 5** Steering column connectors can plug directly into most aftermarket steering columns or stock '80-'86 Ford columns using the adapter and terminals included in the kit.
- 6** Separate under dash courtesy lamp assemblies are included for use along with your original dome/interior lighting feeds.
- 7** Instrument cluster wiring is designed with a "cluster harness disconnect" system for easy service and assembly. New original style terminals to plug into either of the two-different factory printed circuit board connectors used on any stock cluster (another American Autowire exclusive) are included. The system will also connect into most popular aftermarket gauges.
- 8** Rear body harness assembly plugs into the main harness in the LH kick panel area and runs to the back of the truck. New tail, back-up and side marker lamp pigtail extensions are included with the kit. New fuel tank sender lead pigtails are included.
- 9** New floor dimmer switch is provided for ease of installation. Wire length and connection accommodate original floor mount dimmer switch location.
- 10** New headlight switch, shaft and replacement knob are included.
- 11** New "through firewall" grommets are provided to pass engine and front light wiring out into the engine bay.
- 12** Engine wiring includes feeds for coil, tach, water temperature, oil pressure, electric choke, and windshield wiper and washer, etc. High-powered, 6 gauge 1-wire alternator connection with Mega-Fuse protection is supplied. An optional Ford Gen III adapter is available at extra cost.
- 13** Front lighting includes extra-long leads that can be routed for stock or custom applications. Head light, parking / directional light and side marker light pigtails are included. A switched trigger wire for an electric fan relay (usually recommended with AC) is provided. Mating terminals and connectors are also provided for you to complete your custom installation.
- 14** New door jamb switch and pigtail assemblies are included.

60 - 64 Ford Falcon/60 - 65 Mercury Comet




510379

- 1** A replacement headlight switch with internal 26 amp circuit breaker.
- 2** Standard turn signal flasher, hazard flasher, and horn relay mounted on harness.
- 3** New ATO fuse panel allows for easy fuse and circuit breaker accessibility. Harness is laid out and formed to allow for nearly all after market accessories such as; gauge packages, wiper systems, heat and air conditioning systems, etc. All required hardware supplied.
- 4** Many original switch connector bodies - an American Autowire exclusive feature.
- 5** Steering column connectors can plug directly into most aftermarket steering columns or stock '60-'65 Ford & Mercury columns using the adapter and terminals included in the kit.
- 6** Separate under dash courtesy lamp assemblies are also included for use along with your original dome/interior lighting feeds.
- 7** New door jamb switches and leads are also included.
- 8** Rear body harness assembly plugs into the main harness at the left kick panel location and our longer leads allow for stock or custom routing of the wires. Rear body wiring includes backup light lead wires and connectors along with stop and tail light lead wires and connectors. New tag lamp and fuel tank sender lead connection is also included.
- 9** New floor dimmer switch is provided for ease of installation. Wire length and connection accommodate original floor mount dimmer switch location.
- 10** Engine wiring includes feeds for coil, tach, water temperature, oil pressure, electric choke, and electric speedometer (if needed). 175 amp mega-fuse protection on both the fuse panel feed and alternator charging circuit. 6 gauge alternator charge cable included. Connectors supplied for power and tach leads for GM style H.E.I. distributors along with various oil and temp senders. A Ford Gen III series alternator adapter is available separately.
- 11** Front lighting includes extra long leads that can be routed for stock or optional applications. All head light, parking light, and directional light leads, along with a switched trigger wire for an electric fan relay (usually recommended with AC) are provided. Mating terminals and connectors are also provided for you to complete your custom installation.
- 12** New ignition switch with indexed connector included.
- 13** New headlight bucket extension harnesses that include the grommets and loom are also included. Services both dual and quad headlight systems.
- 14** Instrument Cluster wiring is designed with a "cluster harness disconnect" system for easy service and assembly. Original style terminals, lamp sockets, connectors, and locking nuts that will attach to the original cluster (another American Autowire exclusive) are provided for stock cluster connections. The system will also connect into most popular aftermarket gauges such as CLASSIC INSTRUMENTS, DAKOTA DIGITAL, AUTOMETER, VDO, and others.

65 Ford Falcon

Classic  Update



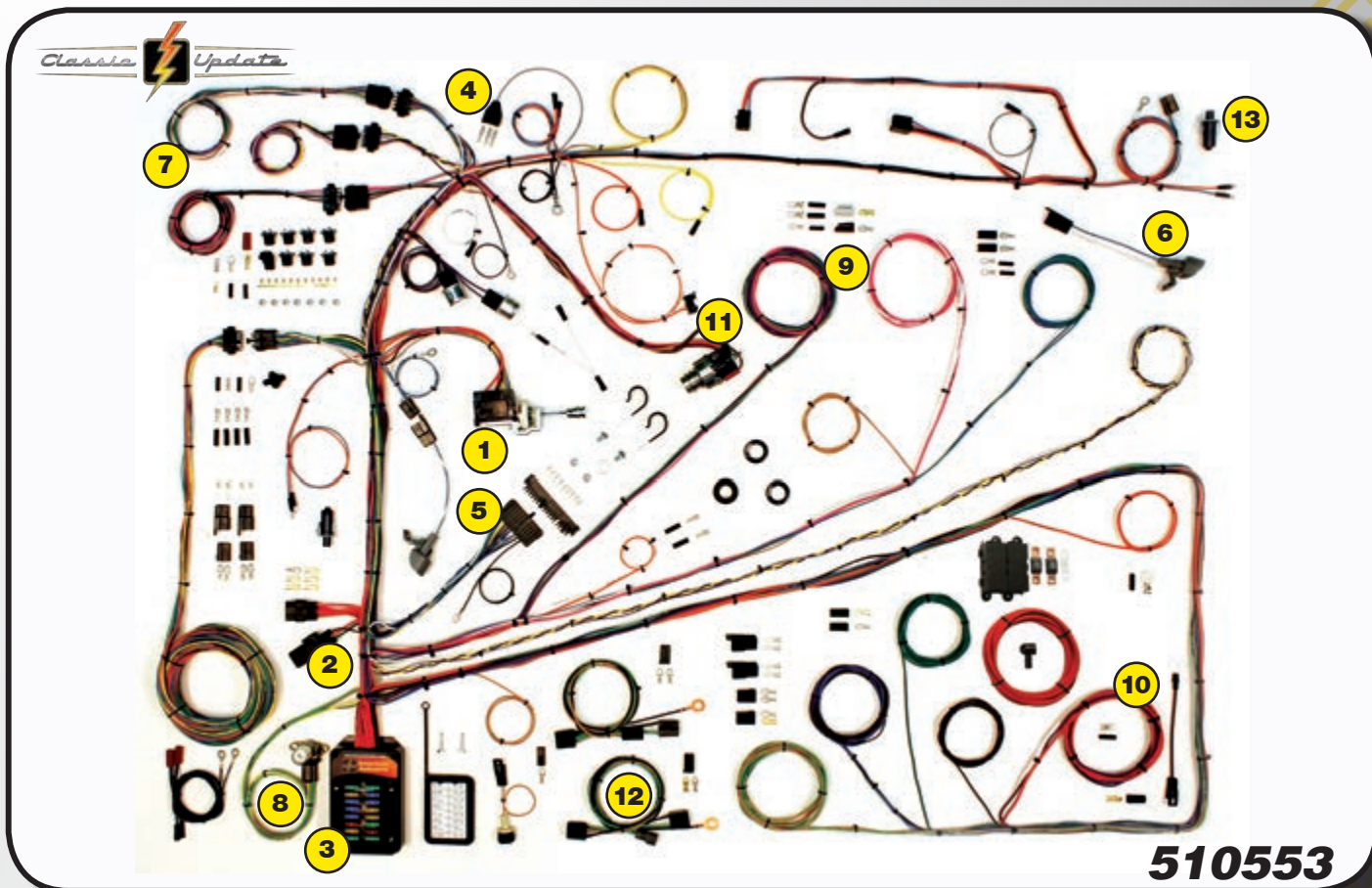
510386

- 1** A replacement headlight switch with internal 26 amp circuit breaker.
- 2** Standard turn signal flasher, hazard flasher, and horn relay mounted on harness.
- 3** New ATO fuse panel allows for easy fuse and circuit breaker accessibility. Harness is laid out and formed to allow for nearly all after market accessories such as; gauge packages, wiper systems, heat and air conditioning systems, etc. All required hardware supplied.
- 4** Many original switch connector bodies - an American Autowire exclusive feature.
- 5** Steering column connectors can plug directly into most aftermarket steering columns or stock 1965 Ford & Mercury columns using the adapter and terminals included in the kit.
- 6** Separate under dash courtesy lamp assemblies are also included for use along with your original dome/interior lighting feeds.

- 7** Instrument Cluster wiring is designed with a "cluster harness disconnect" system for easy service and assembly. Original style terminals, lamp sockets, connectors, and locking nuts that will attach to the original cluster (another American Autowire exclusive) are provided for stock cluster connections. The system will also connect into most popular aftermarket gauges such as CLASSIC INSTRUMENTS, DAKOTA DIGITAL, AUTOMETER, VDO, and others.
- 8** Rear body harness assembly plugs into the main harness at the left kick panel location and our longer leads allow for stock or custom routing of the wires. Rear body wiring includes backup light lead wires and connectors along with stop and tail light lead wires and connectors. New tag lamp and fuel tank sender lead connection is also included.
- 9** New floor dimmer switch is provided for ease of installation. Wire length and connection accommodate original floor mount dimmer switch location.

- 10** Engine wiring includes feeds for coil, tach, water temperature, oil pressure, electric choke, and electric speedometer (if needed). 175 amp mega-fuse protection on both the fuse panel feed and alternator charging circuit. 6 gauge alternator charge cable included. Connectors supplied for power and tach leads for GM style H.E.I. distributors along with various oil and temp senders. A Ford Gen III series alternator adapter is available separately.
- 11** Rear body harness assembly plugs into the main harness at the left kick panel location and our longer leads allow for stock or custom routing of the wires. Rear body wiring includes backup light lead wires and connectors along with stop and tail light lead wires and connectors. New tag lamp and fuel tank sender lead connection is also included.
- 12** New ignition switch with indexed connector included.
- 13** New headlight bucket extension harnesses that include the grommets and loom are also included. Services both dual and quad headlight systems.
- 14** New door jamb switches and leads are also included.

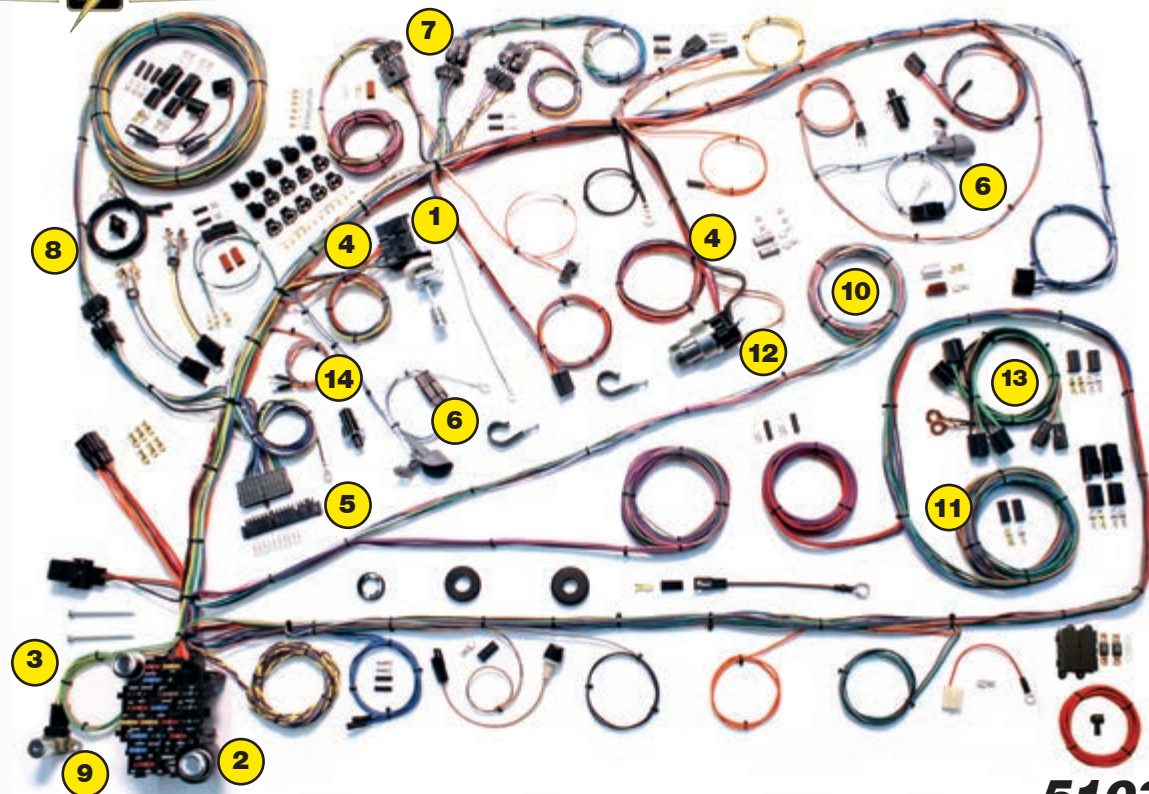
62 - 65 Ford Fairlane & 62 - 63 Mercury Meteor



510553

- 1** A replacement headlight switch with internal 26 amp circuit breaker, adjustable length shaft, and custom knob.
- 2** Standard turn signal flasher, hazard flasher, and horn relay mounted on harness.
- 3** NEW compact ATO-Style fuse panel that is fully encased in a closed box assembly with two mounting pads (mounting hardware included). The fuse coverlid is labeled on the inside identifying all circuits by description and their respective fuse ratings.
- 4** Many original switch connector bodies! (Exclusive to American Autowire)
- 5** Steering column connectors can plug directly into most aftermarket steering columns or stock 62-65 Ford & Mercury columns using the adapter and terminals included in the kit.
- 6** Separate under dash courtesy lamp assemblies are also included for use along with your original dome/interior lighting feeds.
- 7** Instrument Cluster wiring is designed with a "cluster harness disconnect" system for easy service and assembly. All original terminals, connectors (exclusively from American Autowire), light sockets, and correct printed circuit board connections are also supplied for original cluster gauges. However, the best aspect of the disconnect system is that any gauge cluster package can be easily and neatly wired in. This includes AUTOMETER, CLASSIC INSTRUMENTS, CLASSIC DASH, DAKOTA DIGITAL, STEWART WARNER, and VDO just to name a few.
- 8** New floor dimmer switch is provided. Wire length and connection accommodate original floor mount dimmer switch location.
- 9** Engine wiring includes feeds for coil, tach, water temperature, oil pressure, electric choke, and electric speedometer (if needed). 175 amp mega-fuse protection on both the fuse panel feed and alternator charging circuit. 6 gauge alternator charge cable included. Connectors supplied for power and tach leads for GM style H.E.I. distributors along with various oil and temp senders. A Ford Gen III series alternator adapter is available separately.
- 10** Front lighting includes extra long leads for special routing when custom under hood appearance is desired. All headlight, park light and directional light connectors and terminals are provided. Kit also includes a switched trigger wire for electric fan relay (usually recommended with AC).
- 11** New ignition switch with indexed connector.
- 12** New headlight extension harnesses.
- 13** New doorjamb switches and leads are also included.

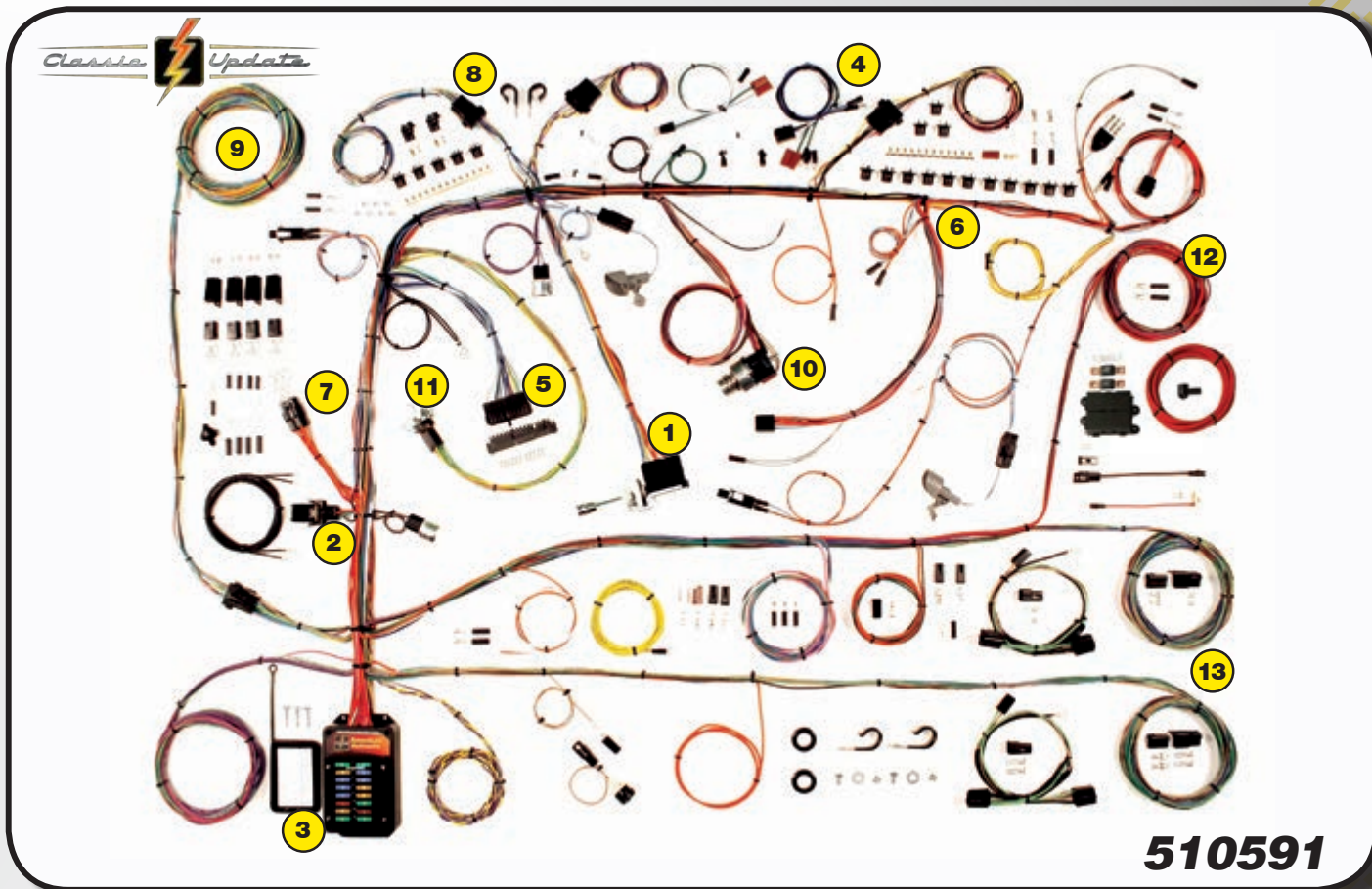
66 - 67 Ford Fairlane/Mercury Comet



510391

- 1** A replacement headlight switch with internal 26 amp circuit breaker.
- 2** Standard turn signal flasher, hazard flasher, mounted on fuse and panel. Horn relay included in harness.
- 3** New ATO fuse panel allows for easy fuse and circuit breaker accessibility. Harness is laid out and formed to allow for nearly all after market accessories such as; gauge packages, wiper systems, heat and air conditioning systems, etc. All required hardware supplied.
- 4** Many original switch connector bodies - an American Autowire exclusive feature.
- 5** Steering column connectors can plug directly into most aftermarket steering columns or stock '66-'67 Ford & Mercury columns using the adapter and terminals included in the kit.
- 6** Separate under dash courtesy lamp assemblies are also included for use along with your original dome/interior lighting feeds.
- 7** Instrument Cluster wiring is designed with a "cluster harness disconnect" system for easy service and assembly. Original style terminals, lamp sockets, connectors, and locking nuts that will attach to the original cluster (another American Autowire exclusive) are provided for stock cluster connections. The system will also connect into most popular aftermarket gauges such as CLASSIC INSTRUMENTS, DAKOTA DIGITAL, AUTOMETER, VDO, and others.
- 8** Rear body harness assembly plugs into the main harness at the left kick panel location and our longer leads allow for stock or custom routing of the wires. Rear body wiring includes backup light lead wires and connectors along with stop and tail light lead wires and connectors. New tag lamp and fuel tank sender lead connection is also included.
- 9** New floor dimmer switch is provided for ease of installation. Wire length and connection accommodate original floor mount dimmer switch location.
- 10** Engine wiring includes feeds for coil, tach, water temperature, oil pressure, electric choke, and electric speedometer (if needed). 175 amp mega-fuse protection on both the fuse panel feed and alternator charging circuit. 6 gauge alternator charge cable included. Connectors supplied for power and tach leads for GM style H.E.I. distributors along with various oil and temp senders. A Ford Gen III series alternator adapter is available separately.
- 11** Front lighting includes extra long leads that can be routed for stock or optional applications. All head light, parking light, and directional light leads, along with a switched trigger wire for an electric fan relay (usually recommended with AC) are provided. Mating terminals and connectors are also provided for you to complete your custom installation.
- 12** New ignition switch with indexed connector included.
- 13** New headlight extension harnesses are also included.
- 14** New door jamb switches and leads are also included.

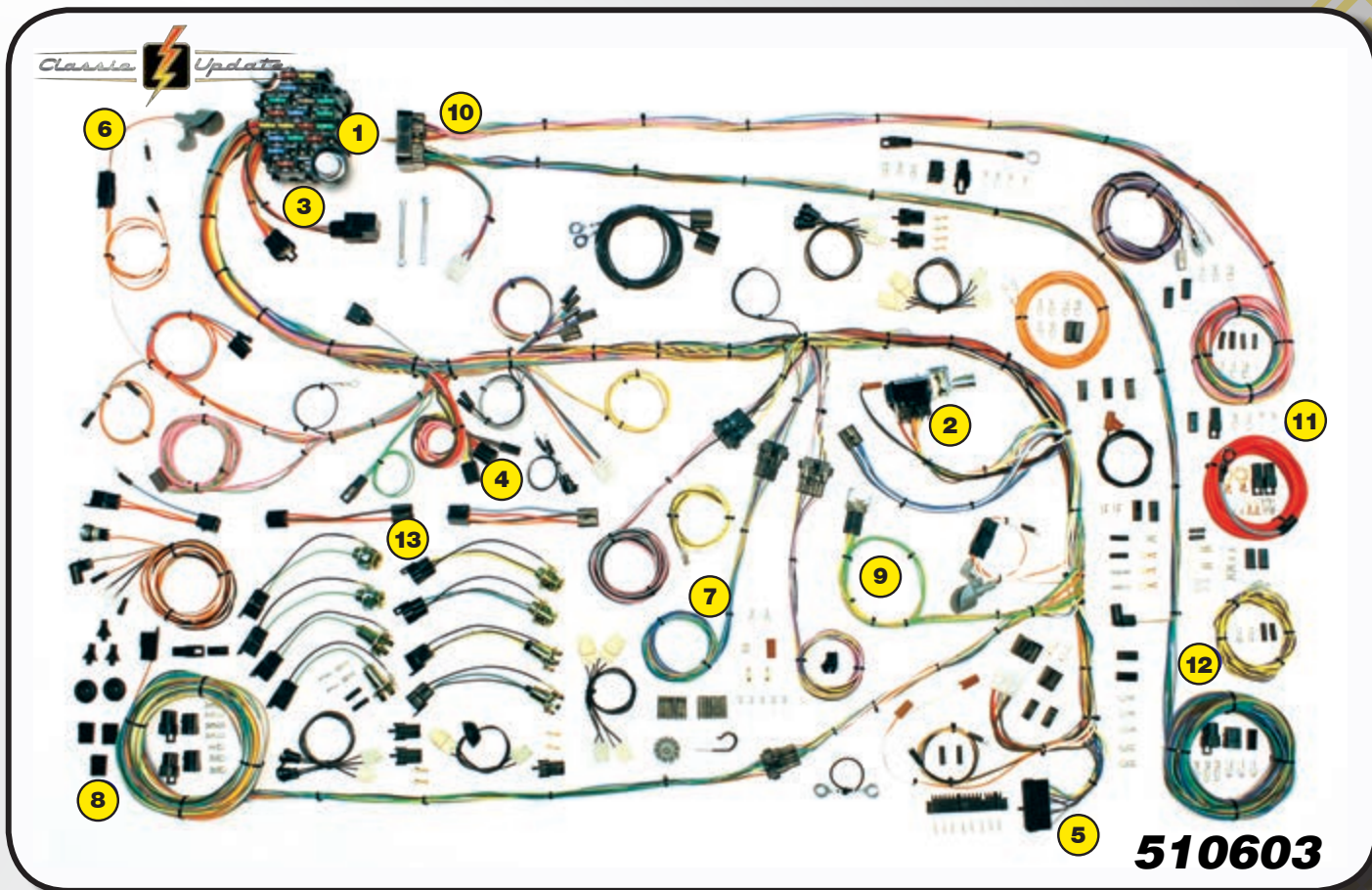
60 - 64 Ford Galaxie & 61 - 64 Mercury Fullsize



510591

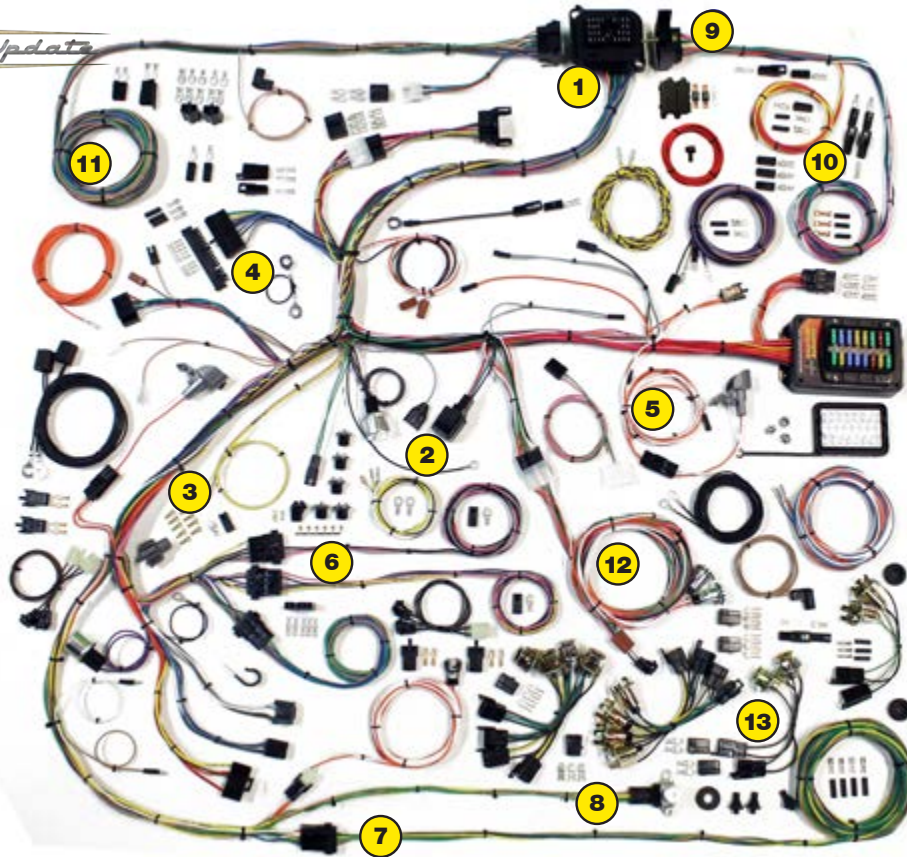
- 1** Replacement headlight switch with internal 26 amp circuit breaker included. Retention collar nut, adjustable length shaft, and custom knob are also included.
- 2** Standard turn signal flasher, hazard flasher, and horn relay mounted remotely on harness.
- 3** Fuse box designed to fit in original location. All required hardware supplied. New ATO fuse box allows easy fuse and circuit breaker accessibility. Harness allows for nearly all aftermarket accessories such as: gauge packages, wiper systems, heat and air conditioning systems, etc.
- 4** Many original switch connector bodies! (Exclusive to American Autowire)
- 5** Steering column connectors will plug directly into most aftermarket steering columns as well as 1969 and later GM columns which utilize stock GM turn signal switches. The original column can also be wired by using the supplied mating connector and terminals. Stock GM ignition switch connectors are provided.
- 6** Along with wiring for your original dome/interior lighting we have included separate under dash light sockets.
- 7** High powered accessory plug for power windows, power locks, etc.
- 8** Instrument Cluster wiring is designed with a "cluster harness disconnect" system for easy service and assembly. All original terminals, connectors (exclusively from American Autowire), light sockets, and correct printed circuit board connections are also supplied for original cluster gauges. However, the best aspect of the disconnect system is that any gauge cluster package can be easily and neatly wired in. This includes AUTOMETER, CLASSIC INSTRUMENTS, CLASSIC DASH, DAKOTA DIGITAL, STEWART WARNER, and VDO just to name a few.
- 9** Flexibility in harness design allows for original or custom routing. Rear body wiring includes backup light wires and mating connectors for backup light leads. License plate lead, connectors, and terminals included. Fuel tank sender wire and terminal included.
- 10** Correct replacement ignition switch for use with your original bezel and tumbler.
- 11** New floor dimmer switch is provided. Wire length and connection accommodate original floor mount dimmer switch location.
- 12** Engine wiring includes connectors for original points type as well as HEI distributors. Power and tach connectors supplied for GM HEI distributors. 175 amp mega-fuse protection on both the fuse panel feed and alternator charging circuit. 6 gauge alternator charge cable included.
- 13** Front lighting includes extra long leads for special routing when custom under hood appearance is desired. All headlight, park light and directional light connectors and terminals, correct printed circuit board connections, and sockets are provided, as well as a switched trigger wire for electric fan relay (usually recommended with AC).

67 - 75 Mopar A - Body



- 1** Fuse box designed to fit in original location with mods to the firewall, template included. All required hardware supplied. New ATO fuse panel allows for easy fuse and circuit breaker accessibility. Harness is laid out and formed to allow for nearly all after market accessories such as; gauge packages, wiper systems, heat and air conditioning systems, etc.
- 2** A replacement headlight switch with internal 26 amp circuit breaker, adjustable length shaft, and custom knob.
- 3** Standard turn signal flasher, hazard flasher, and horn relay mounted on harness.
- 4** Many original switch connector bodies - an American Autowire exclusive feature.
- 5** Steering column connectors can plug directly into most aftermarket steering columns or stock '67-'75 Mopar columns using the adapter and terminals included in the kit.
- 6** Separate under dash courtesy lamp assemblies are also included for use along with your original dome/interior lighting feeds.
- 7** Instrument Cluster wiring is designed with a "cluster harness disconnect" system for easy service and assembly. Original style terminals, lamp sockets, connectors, and locking nuts that will attach to the original cluster (another American Autowire exclusive) are provided for stock cluster connections. The system will also connect into most popular aftermarket gauges such as CLASSIC INSTRUMENTS, DAKOTA DIGITAL, AUTOMETER, VDO, and others.
- 8** Rear body harness assembly plugs into the main harness in the stock location and our longer leads allow for stock or custom routing of the wires. Rear body wiring includes backup light lead wires with correct lamp sockets or connectors, stop and tail light lead wires with correct lamp sockets, dome light leads, terminals, connectors and lamp sockets to mate with the license plate lamp and side marker assemblies, and fuel tank sender wire with trunk grommet and tank connection.
- 9** New floor dimmer switch is provided for ease of installation. Wire length and connection accommodate original floor mount dimmer switch location.
- 10** GM bulkhead connectors for the engine and front light wiring are included (another American Autowire exclusive) and allow for easy installation with original or custom routing. Minor modification required for updated firewall connection. Template included.
- 11** Engine wiring includes connectors for original points type distributors, OEM Chrysler style starter relay connections, tach and ignition leads, etc. High-powered 1-wire alternator connections are supplied.
- 12** Front lighting includes extra long leads that can be routed for stock or optional applications. All head light, parking light, and directional light leads, along with a switched trigger wire for an electric fan relay (usually recommended with AC) are provided. Mating terminals and connectors are also provided for you to complete your custom installation.
- 13** Many original style light sockets, switch body connectors, terminals, etc.

68-70 Mopar B-Body




510634

- 1** Fuse box designed to fit inside of the glovebox assembly with a remote "through the firewall" bulkhead assembly that mounts in the stock location. All required hardware supplied. New ATO fuse panel allows for easy fuse and circuit breaker accessibility. Harness is laid out and formed to allow for nearly all after market accessories such as; gauge packages, wiper systems, heat and air conditioning systems, etc.
- 2** Standard turn signal flasher, hazard flasher, and horn relay mounted on harness.
- 3** Many original connector bodies - an American Autowire exclusive feature.
- 4** Steering column connectors can plug directly into most aftermarket steering columns or stock '68-'70 Mopar columns using the adapter and terminals included in the kit.
- 5** Separate under dash courtesy lamp assemblies are also included for use along with your original dome/interior lighting feeds.
- 6** Instrument Cluster wiring is designed with a "cluster harness disconnect" system for easy service and assembly. Original style terminals, lamp sockets, connectors, and locking nuts that will attach to the original cluster (another American Autowire exclusive) are provided for stock cluster connections. The system will also connect into most popular aftermarket gauges.
- 7** Rear body harness assembly plugs into the main harness in the stock location and our longer leads allow for stock or custom routing of the wires. Rear body wiring includes backup light lead wires with correct lamp sockets or connectors, stop and tail light lead wires with correct lamp sockets, dome light leads, terminals, connectors and lamp sockets to mate with the license plate lamp and side marker assemblies, and fuel tank sender wire with trunk grommet and tank connection.
- 8** New floor dimmer switch is provided for ease of installation. Wire length and connection accommodate original floor mount dimmer switch location.
- 9** GM bulkhead connectors for the engine and front light wiring are included (another American Autowire exclusive), and allow for easy installation with original or custom routing. Minor firewall modification required. Template included.
- 10** Engine wiring includes connectors for original points type distributors, OEM Chrysler style starter relay connections, tach and ignition leads, etc. 175 amp mega-fuse protection on both the fuse panel feed and alternator charging circuit. 6 gauge alternator charge cable included.
- 11** Front lighting includes extra long leads that can be routed for stock or custom applications. All head light, parking light, and directional light leads, along with a switched trigger wire for an electric fan relay (usually recommended with AC) are provided. Mating terminals and connectors are also provided for you to complete your custom installation.
- 12** Complete plug-and-play console harness includes correct courtesy lamp sockets and connections.
- 13** Many original style light sockets, switch body connectors, terminals, etc.

71-74 Mopar B - Body

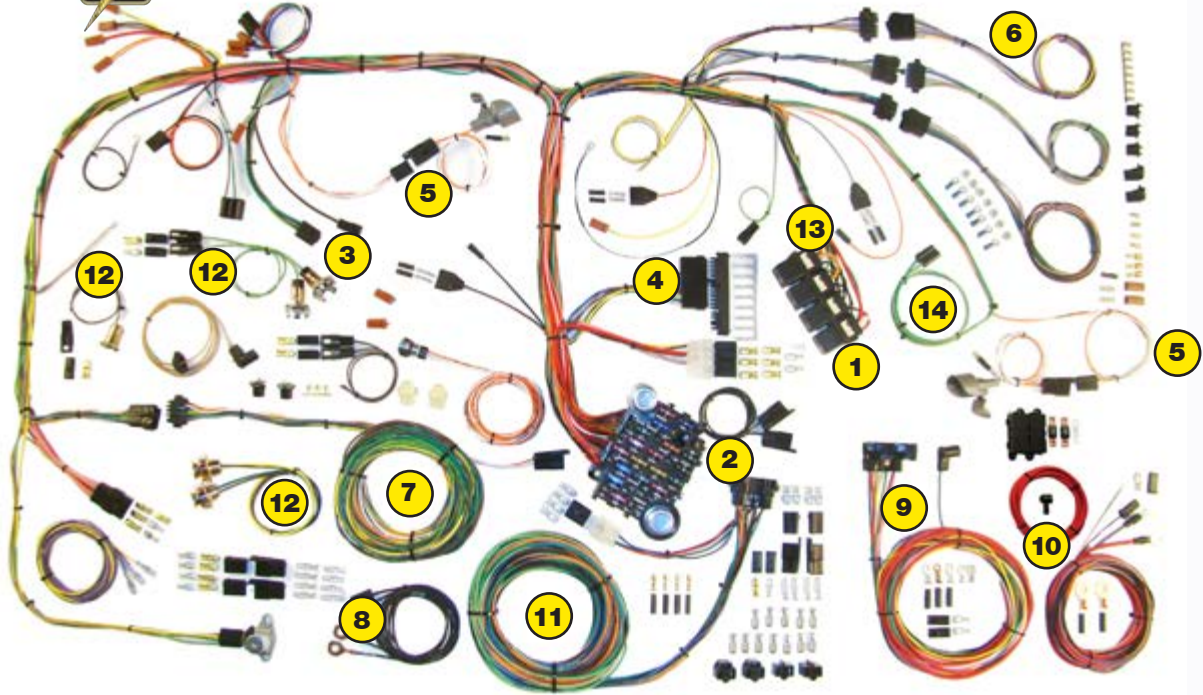
Classic  Update



510691

- 1** New ATO fuse panel allows for easy fuse and circuit breaker accessibility. Harness is laid out and formed to allow for nearly all after market accessories such as; gauge packages, wiper systems, heat and air conditioning systems, etc.
- 2** Standard turn signal flasher and hazard flasher mounted on fuse panel. Horn relay mounted on harness.
- 3** Many original connector bodies - an American Autowire exclusive feature.
- 4** Steering column connectors can plug directly into most aftermarket steering columns or stock '68-'70 Mopar columns using the adapter and terminals included in the kit.
- 5** Separate under dash courtesy lamp assemblies are also included for use along with your original dome/interior lighting feeds.
- 6** Instrument Cluster wiring is designed with a "cluster harness disconnect" system for easy service and assembly. Original style terminals, lamp sockets, connectors, and locking nuts that will attach to the original cluster (another American Autowire exclusive) are provided for stock cluster connections. The system will also connect into most popular aftermarket gauges such as CLASSIC INSTRUMENTS, DAKOTA DIGITAL, AUTOMETER, VDO, and others.
- 7** Rear body harness assembly plugs into the main harness in the stock location and our longer leads allow for stock or custom routing of the wires. Rear body wiring includes backup light lead wires with correct lamp sockets or connectors, stop and tail light lead wires with correct lamp sockets, dome light leads, terminals, connectors and lamp sockets to mate with the license plate lamp and side marker assemblies, and fuel tank sender wire with trunk grommet and tank connection.
- 8** New floor dimmer switch is provided for ease of installation. Wire length and connection accommodate original floor mount dimmer switch location.
- 9** GM bulkhead connectors for the engine and front light wiring are included (another American Autowire exclusive), and allow for easy installation with original or custom routing. Minor firewall modification required.
- 10** Engine wiring includes connectors for original points type distributors, OEM Chrysler style starter relay connections, tach and ignition leads, etc. High-powered 1-wire alternator connections are supplied.
- 11** Front lighting includes extra long leads that can be routed for stock or custom applications. All head light, parking light, and directional light leads, along with a switched trigger wire for an electric fan relay (usually recommended with AC) are provided. Mating terminals and connectors are also provided for you to complete your custom installation.

70 - 74 Cuda/Challenger

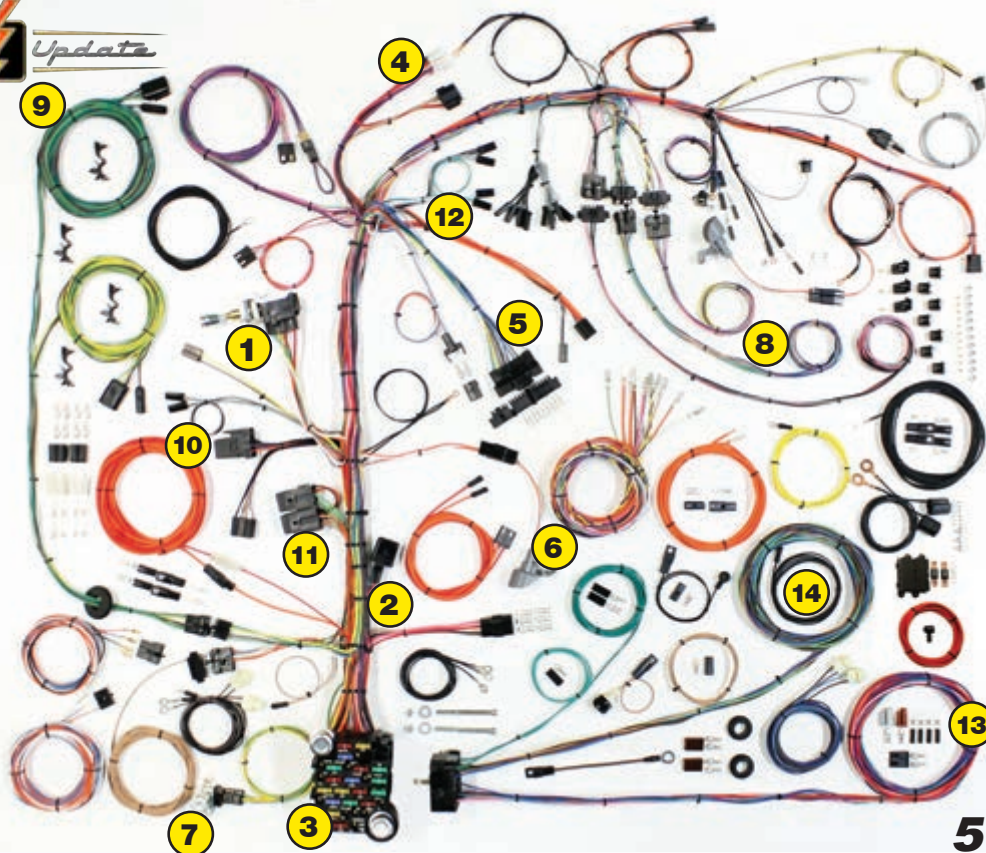


510289

- 1** Standard turn signal and hazard flashers are mounted on fuse panel. A new horn relay is mounted on the main dash harness.
- 2** Fuse box designed to fit in original location with mods to the firewall. Template included. All required hardware supplied. New ATO fuse panel allows for easy fuse and circuit breaker accessibility. Harness is laid out and formed to allow for nearly all aftermarket accessories such as; gauge packages, wiper systems, heat and air conditioning systems, etc.
- 3** Provisions made to connect to original headlight, wiper, and ignition switches
- 4** Steering column connectors can plug directly into many aftermarket steering columns. Adapter included for stock 1970-74 Mopar columns.
- 5** Separate under dash courtesy lamps for use along with your original dome/interior lighting.
- 6** Instrument Cluster wiring is designed with a "cluster harness disconnect" system for easy service and assembly. Original terminals and connectors (another American Autowire exclusive) are provided for stock cluster connections. The system will also connect into most popular aftermarket gauges such as AUTOMETER, CLASSIC INSTRUMENTS, STEWART WARNER, VDO, and others.
- 7** Rear body harness assembly plugs into the main harness in the stock location and our longer leads allow for stock or custom routing of the wires. Rear body wiring includes backup light lead wires with correct lamp sockets or connectors, stop and taillight lead wires with correct lamp sockets, dome light harness, terminals, connectors and lamp sockets to mate with the license plate lamp, and fuel tank sender wire with trunk grommet and tank connection.
- 8** New floor dimmer switch is provided for ease of installation. Wire length and connection accommodate original floor mount dimmer switch location.
- 9** GM bulkhead connectors for the engine and front light wiring are included (another American Autowire exclusive) and allow for easy installation with original or custom routing. Minor firewall modification required.
- 10** Engine wiring includes connectors for original points type distributors, OEM Chrysler style starter relay connections, tach and ignition leads, etc. 175 amp mega-fuse protection on both the fuse panel feed and alternator charging circuit. 6 gauge alternator charge cable included.
- 11** Front lighting includes extra long leads that can be routed for stock or optional appearances. All headlight, parking light and directional light connectors and terminals are provided along with a switched trigger wire for an electric fan relay (usually recommended with AC).
- 12** Original style light sockets
- 13** Headlight enhancement relays allow for high-powered halogen sealed beam headlamps
- 14** Separate relay controlled circuit for cars that have stock fog or driving lamps

76 - 86 Jeep CJ

Classic  Update




510573

- 1** A replacement headlight switch with internal 26 amp circuit breaker, adjustable length shaft, and custom knob.
- 2** Standard horn relay mounted remotely on harness.
- 3** New ATO fuse panel allows for easy fuse and circuit breaker accessibility. Our updated fuse box is designed to fit in the original location, and the dash harness is configured to allow for nearly all aftermarket accessories including aftermarket gauge packages, wiper systems, heat and air conditioning systems, etc.
- 4** Many original switch connector bodies - an American Autowire exclusive feature.
- 5** Steering column connectors will plug directly into most stock 1976-86 Jeep columns and most aftermarket columns. A steering column adapter and terminals are also included in the kit.
- 6** Separate under dash courtesy lamp assemblies are included for use along with original dome/interior light feeds.
- 7** New floor dimmer and headlight switches are provided for ease of installation.
- 8** Instrument Cluster wiring is designed with a cluster harness disconnect system for easy service and assembly. Original terminals, connectors, lamp sockets, and attaching hardware are provided for stock cluster connections. The system will also connect to most popular aftermarket gauges such as DAKOTA DIGITAL, CLASSIC INSTRUMENTS, AUTOMETER, VDO, and others.
- 9** A "plug and play" original-equipment style weatherproof tail lamp harness using stock Jeep molded connectors is included-- another American Autowire exclusive. Additional power lead wires included for optional equipment.
- 10** Complete fog lamp circuit including OE switch connector along with pre-wired relay.
- 11** New high and low beam relay circuits along with supplied relays for halogen headlights.
- 12** 1983-86 windshield wiper switch adapter assembly included (another American Autowire exclusive). 1976-86 motor and pump feeds are also included.
- 13** Engine wiring includes feeds for coil, tach, water temperature, oil pressure, electric choke, transfer case warning lamp, under hood lamp, transmission kickdown, and (if needed) electric speedometer. 175 amp mega-fuse protection on both the fuse panel feed and alternator charging circuit. 6 gauge alternator charge cable included. Connectors supplied for power and tach leads for GM style HEI distributors along with various oil and temp senders.
- 14** Front lighting includes extra-long leads that can be routed for stock or custom appearances. All standard lighting, along with horn, washer pump, brake warning wires, and a switched trigger wire for an electric fan relay are provided. Pre-wired headlight enhancement relays are also included.

AAW offers a full vehicle grounding kit, P/N 500717, for customers building a fiberglass bodied vehicle or one requiring extra grounding capabilities.

62 - 74 Volkswagen Beetle

Classic  Update



510419

- 1** Compact, ATO-Style 12 volt conversion fuse panel that is designed to be mounted in the same area as the original fuse box. The fuse panel and wire connections are labeled to identify all circuits by description and their respective fuse ratings. All high amperage output circuits incorporate the same superior spring steel reinforced terminals that are used in our Highway Series kits. Standard turn signal flasher, hazard flasher, and horn relay mounted on main fuse panel.
- 2** Circuit wiring uses high quality GXL wire, color coded and printed at 3 inch intervals with a circuit description. Circuits not using printed wire adhere to the original VW wire color code and stripe. All instruction sheets call out the wire function, printed circuit description, and wire gauge.
- 3** Headlight dimmer circuits are designed for either floor dimmer or turn signal stalk headlight dimming. Connections to floor dimmer or momentary headlight dimmer relay use original style terminals.
- 4** Steering column connection to the original Volkswagen steering column turn signal switch. Turn signal switch connections maintain original momentary headlight dimmer and "flash to pass" functions.
- 5** Additional turn signal and hazard flasher to accommodate LED front and rear turn signal lights.
- 6** Instrument cluster modification of the directional indicator light to accommodate LED white or colored bulbs. Necessary for low current draw and indexing required by LED bulbs.
- 7** Engine wiring includes feeds for the coil, oil pressure sender, generator (or alternator), voltage regulator, carburetor connections, starter, and optional wiring for a tachometer and engine temperature sender. Main power to the fuse panel is supplied through a heavy gauge feed and fusible link. All connections to components are provided with original style terminals.
- 8** Front lighting includes extra long leads that can be routed for stock or optional appearances. All headlight, parking light, and directional light leads are provided with original style terminals.
- 9** Rear body lighting to accommodate all bulb configurations for turn signal and braking. Circuits are designed to use either original incandescent bulbs or LED bulbs. Long length wires allow original or custom routing. Original style terminals are provided for direct connections to original tail light assemblies, license plate lights and backup lights.
- 10** Sender lead wires are provided for electric fuel tank sender units.

Classic Update Accessories

55-57 Chevy Passenger

Assembly Manuals



36314..... 1955
36315..... 1956
36316..... 1957



500444
55-57, Power Top Kit
Includes complete harness needed to operate a factory power convertible top. All necessary connectors, terminals, and 30 amp self resetting circuit breaker included.



38131
Breakerless Ignition SE
Now going "pointless" has become the preferred way to drive! Take your old points and condenser and throw them out the window when you replace them with this breakerless ignition system.

Replacement Grommets & Sets

Replacement '56-'57 headlight harness firewall pass through with this brand new reproduction set or simply replace your old hard and cracked grommets.



500547
8 Way Grommet Set



500545
8 Way Grommet Only



500548
Parking Light Grille Bar & Grommet Set



500546
4-Way Grommet Only



500549
55-57, Updated Original Style Wire Channels
Laser cut and precision bent wire channels ready to bolt into your '55-'57 fullsize Chevrolet door jambs. Sold as a pair to accommodate all the new power accessories that you can add with your Classic Update Series wiring system.



500672
55-57 Updated Ignition Lock Cylinder
Includes the correct lock cylinder for the replacement



500670
55-56, Updated Ignition Switch
This is a complete, UPDATED, replacement switch for a factory ignition switch.
This is not an original factory replacement.
This switch comes with a unique, updated mounting

500675
1957, Updated Ignition Switch



500681
55-56, Replacement Headlight Shafts & Knobs
Perfect replacement knobs and shafts that work with the

500636
55-56, Nut Only



500437
55-56, Back-Up Lamp Kit
Contains all boots, light receptacles, springs, inserts, contacts, & plates necessary to light your way. Uses a



34635
55-57, License Lamp Kit
Comes complete and ready to be mounted to your new Classic Update Series harness. Uses a standard 67 bulb.



500909
Universal 3 Position Horn Relay

FEATURED ACCESSORY



Intelligent Fuses

Glow when they blow!

Sold separately or in full replacement kits for the Highway 15 & 22 wiring kits.

See page 110 for details.



Classic Update Accessories

67-80 Chevy Camaro

FEATURED ACCESSORY



\$120.00

1968-69 Camaro Voltmeter

This voltmeter gauge is engineered as a direct replacement for a factory ammeter gauge, used in the original "sawtooth" console gauge packages installed in many 1968-1969 Camaros.

This gauge is a must when using American Autowire's Classic Update or any other updated wiring harness kit, as they will not support the use of an ammeter.

Part# 510121

Assembly Manuals



- 36278 1967
- 36279 1968
- 36280 1969
- 36281 1970
- 36282 1971
- 36283 1972
- 36284 1973
- 36285 1974
- 36286 1975
- 36287 1976
- 36288 1977
- 36289 1978
- 36290 1979
- 36291 1980



500773

67, Front Light Rally Sport Headlight Wiring Kit

This harness provides all connections to the Rally Sport electric motors, limit switches and relay panel located in the left front fender. Kit also includes the Ignition and Headlight switch diode jumper harness.



500925

67-69, Power Top Kit

Includes complete harness needed to operate a factory power convertible top. All necessary connectors, terminals, and 30 amp self resetting circuit breaker included.



03906118

67-68, Power Convertible Top Switch

Includes switch, mounting housing, and retaining clips.



38131

Breakerless Ignition SE

Now going "pointless" has become the preferred way to drive! Take your old points and condenser and throw them out the window when you replace them with this breakerless ignition system.



01990109

69-73 Ignition Switch w/o Tilt

01990110

69-73 Ignition Switch w/ Tilt

4-Speed Backup Switches



01993413

67-68, 4 Speed, Manual Transmission

39504

67-68, Mounting Kit, Muncie 4 Speed



03943657

69-72, Manual Transmission

Neutral Safety Switches



03900503

67 Only, Console Shift PG, Automatic



01993494

69 Only, Manual, Clutch Pedal Mounted

01994235

69-72, Column Shift Automatic

03983965

70-78, Manual, Clutch Pedal Mounted

03983965

01994163

74-79, Column Shift, Automatic

Wiper Switches



01993395

67-68



01993464

69 Only



500674

Ignition Switch Lock Cylinder & Keys

Original replacement ignition switch key and cylinder for 1967 Camaro.



500909

Universal 3 Position Horn Relay

Classic Update Accessories

64-72 Chevy Chevelle & 70-72 Monte Carlo

Assembly Manuals



- 36294 1964
- 36295 1965
- 36296 1966
- 36297 1967
- 36298 1968
- 36299 1969
- 36300 1970
- 36301 1971
- 36302 1972

510231

64-67, Convertible Power Top Kit

Includes complete harness needed to operate a factory power convertible top. All necessary connectors, terminals, and 30 amp self resetting circuit breaker included.



510120

68-72, Convertible Power Top Kit

03906118

64-68 Power Convertible Top Switch

Includes switch, mounting housing, and retaining clips.



38131

Breakerless Ignition SE

Now going "pointless" has become the preferred way to drive! Take your old points and condenser and throw them out the window when you replace them with this breakerless ignition system.



Printed Mylar Circuit Boards



08901487

70-72, inst cluster with tach and gauges

08901486

70-72, SS inst cluster EXCEPT tach and gauges



01990110

69-72, Ignition Switch
all w/ tilt

4-Speed Backup Switches



01993661

64, Manual Transmission

01993307

65-68, 4 Speed, Manual Transmission



03943657

69-72, 4 Speed, Manual Transmission

39504

64-68, Mounting Kit, Muncie 4-Speed

Neutral Safety Switches

01993490

69, Manual Transmission, Clutch Operated

03983966

70 Manual Transmission. Clutch Operated

03986841

71-72, Manual Transmission, Clutch Operated

01994235

69-72, Column Shift, Auto Transmission



500909

Universal 3 Position Horn Relay

Wiper Switches

01993632 64, 2 speed w/ washer, 1st design

01993633 64, single speed w/ washer

01993678 65, 2 speed w/ washer

01993680 65, single speed w/ washer

01993679 66, 2 speed w/ washer

01993395 67

01993442 68, w/ recess park

01993443 68, w/o recess park

01993465 69-71 w/ recess park

01993464 69-71

01994131 72 only w/ recessed park

01994180 72 only w/o recessed park



Classic Update Accessories

59-68 Chevy Impala



Assembly Manuals

36318.....	1959
36319.....	1960
36320.....	1961
36321.....	1962
36322.....	1963
36323.....	1964
36324.....	1965
36325.....	1966
36326.....	1967
36327.....	1968

Convertible Top Kits

Includes complete harness needed to operate a factory power convertible top. All necessary connectors, terminals, and 30 amp self resetting circuit breaker included.

510225
59-60

510074
61-62

510082
63 ONLY

510088
64 ONLY

510477
65-68



03906118
64-68 Power Convertible Top Switch
Includes switch, mounting housing, and retaining clips.



38131
Breakerless Ignition SE
Now going "pointless" has become the preferred way to drive! Take your old points and condenser and throw them out the window when you replace them with this breakerless ignition system.

510416
**63, Impala SS Console/
NSS Add-On Kit**

510311
**64, Impala SS Console/
NSS Add-On Kit**



4-Speed Backup Switches

01998728
59-62, Manual Transmission



01997929
63, Manual Transmission

01993661
64, Manual Transmission

39504
64-68, Mounting Kit, Muncie 4-Speed



01993307
65-67, Manual Transmission

01993431
1968, Manual Transmission

Neutral Safety Switches

01993659
59-66, Column Shift, PG Automatic



01993320
64-66, Column Mounted, TH400 Automatic
With TH400

01993696
65-67, Console Mounted, PG Automatic

Wiper Switches

01993543 59-63, 2 Speed w/ washer

01993541 59-63, Single Speed w/ washer

01993643 64 Only, 2 speed w/ washer

01993642 64 Only, Single Speed w/ washer

01993678 65-66, 2 Speed w/ washer

01993680 65-66, Single Speed w/washer

01993442 68 Only, w/ Recessed Park



500672
59-64, Ignition Switch Lock Cylinder w/ Keys



500674
65-68, Ignition Switch Lock Cylinder w/ Keys

Classic Update Accessories

53-67 Corvette

Assembly Manuals



- 36331 56-57
- 36332 1958
- 36333 1959
- 36334 1960
- 36335 1961
- 36336 1962
- 36337 1963
- 36338 1964
- 36339 1965
- 36340 1966
- 36341 1967




510325
53-57, *Optional Parking Brake Warning Signal Kit*



510326
58-62, *Optional Parking Brake Warning Signal Kit*



510329
61-62, *Optional Third Tail Lamp Kit*



510330
61-62, *Optional Backup Lamp Kit*



510679
63-67, *Optional Third Light Add-on Kit*



510681
64-65, *Rear Mounted Blower Motor Add-on*



38131
Breakerless Ignition SE
Now going "pointless" has become the preferred way to drive! Take your old points and condenser and throw them out the window when you replace them with this breakerless ignition system.



500909
Universal 3 Position Horn Relay

4-Speed Backup Switches

- 01993666
63-67, *Manual Transmission*
- 39505
63-67, *Mounting Kit, Muncie 4 Speed*

Wiper Switches



- 01993543
63-64, *2 Speed w/ washer*
- 01993678
63-67, *2 Speed w/ washer*



500717
Full Vehicle Grounding Kit



500672
53-64, *Ignition Switch Lock Cylinder w/ Keys*



500674
65-67, *Ignition Switch Lock Cylinder w/ Keys*

FEATURED ACCESSORY

Intelligent Fuses



Glow when they blow!
Sold separately or in full replacement kits for the Highway 15 & 22 wiring kits.
See page 110 for details.



Classic Update Accessories

62-72 Chevy Nova

FEATURED ACCESSORY



1968-74 Nova Voltmeter

This voltmeter gauge is engineered as a direct replacement for a factory ammeter gauge, used in the original "sawtooth" console gauge packages installed in many 1968-1974 Novas.

This gauge is a must when using American Autowire's Classic Update or any other updated wiring harness kit, as they will not support the use of an ammeter.

Part# 510122

Assembly Manuals



36303	1962
36304	1963
36305	1964
36306	1965
36307	1966
36308	1967
36309	1968
36310	1969
36311	1970
36312	1971
36313	1972

38131 Breakerless Ignition SE

Now going "pointless" has become the preferred way to drive! Take your old points and condenser and throw them out the window when you replace them with this breakerless ignition system.



01990109 69-72 Ignition Switch w/o Tilt



01990110 69-72 Ignition Switch w/ Tilt

500674 62-67 Ignition Switch Lock Cylinder w/ Keys



500909 Universal 3 Position Horn Relay



4-Speed Backup Switches

01998728
59-62, Manual Transmission



01997929
63, Manual Transmission

01993661
64, Manual Transmission



39504
64-68, Mounting Kit, Muncie 4 Speed

01993307
65-67, 4 Speed Backup Switch

01993413
1968, 4 Speed Backup Switch



03943657
69-72, 4 Speed Backup Switch

Neutral Safety Switches

01993659
62-66, Column Shift PG Automatic



01993696
65-67, Column Shift, Automatic

01994235
69-72, Column Shift Automatic

03900503
68-72, Console shift PG Automatic

03909591
68-72, Console shift TH350-400 Automatic

01993494
69 Only, Manual, Clutch Pedal Mounted



03983965
70-72, Manual, Clutch Pedal Mounted

Wiper Switches

01993541 62-64, Single speed w/ washer

01993584 63-64, 2 Speed w/ washer

01993679 66, 2 speed w/ washer

01993680 65 Only, Single speed w/ washer

01993395 67-68, 2 Speed speed w/ washer

01993464 69-71

01994180 72 Only, w/o Recessed Park



Classic Update Accessories

47-87 Chevy Truck



Assembly Manuals

- 36385 47-54
- 36386 55-59
- 36387 60-66
- 36388 67-71
- 43551 1972
- 39354 1982

Core Support Connector & Grommet Set

Ever needed to pass wires through a panel with no secure way to do it? We offer several proven disconnect systems to make this much easier.



500548
4 Way Grommet Set



500546
4 Way Grommet Only



500564
6 Way Grommet Set



500563
6 Way Grommet Only



500547
8 Way Grommet Set



500545
8 Way Grommet Only



500566
9 Way Grommet Set



500565
9 Way Grommet Only



500485 Cameo 55-58, Rear Body Kit

Whether rewiring your rare original Cameo bed or adding one of the popular Cameo reproduction beds, this rear body wiring kit is a must have to make the taillight section of your harness a correct fit! Contains extra ground leads & correct light sockets for the fiberglass bed.

Neutral Safety Switches



01993659
60-72, Column shift PG, Automatic



01993320
60-72, Column Shift, Turbo Hydromatic

01994235
73-75, Column Shift Automatic

01994163
73-75, Column Shift Automatic

Wiper Switches



01993541
60-63, Single Speed w/ Washer



01993584
63 Only, 2 Speed w/ Washer

01993641
64-66, 2 Speed w/ Washer

01993372
67 Only, 2 Speed w/ Washer

01993432
68-72 Wiper Switch



500674
47-55, 60-66, Ignition Lock Cyl. w/ Keys



500672
55-59, Ignition Switch Lock Cylinder w/ Keys

Classic Update Accessories

64-72 Pontiac GTO



Assembly Manuals

- 36358 1967
- 38571 1969
- 36359 1970
- 36360 1971
- 43247 1972

510400
64-67, Power Top Kit for GTO Classic Update Kit

PL63115
1968, Power Top Harness

PL63120
69-72, Power Top Harness

510199
64-67, Convertible Rear Quarter Courtesy Lamps

PL88160
1968, Hood Tach Harness

FB95974
68-69, In-dash Tach Harness

PL88170
69-72, Hood Tach Harness

FB03708
70-71, In-dash Tach Harness

FB20430
1972, In-dash Tach Harness

FB20431
1972, In-dash Tach Harness w/ Unitized Dist.

PL25280
1968, Automatic Console Harness

PL25290
1968, Manual Console Harness

FB97952
69-72, PRNDL Lamp Harness for Automatic Console

4 Speed Backup Switches

01993662
64 Only, with 4 Speed

01993309
65-67, with 4 Speed

01993310
65-67, with 3 Speed

03943657
69-72, Manual

39507
66-67, Mounting Kit, Muncie 4 Speed



Neutral Safety Switches

01993659
64-66, Column Shift PG, Automatic

09779665
65-68, Console Shift, Automatic

01994235
69-72, Column Shift, Automatic

03983965
71-72, Manual, Clutch Pedal Mounted



Washer Switches

01993541
64-65, Single Speed w/ Washer

01993372
67 Only, 2 Speed w/ Washer

01993371
1968 w/ Washer & Recessed Park

01993425
1968 with Washer w/o Recessed Park



38131
Breakerless Ignition SE


Now going "pointless" has become the preferred way to drive! Take your old points and condenser and throw them out the window when you replace them with this breakerless ignition system.



Classic Update Accessories

67-80 Pontiac Firebird

Assembly Manuals



- 38570 1969
- 43249 1970
- 43537 1971
- 43253 1972
- 43538 1973
- 43539 1974
- 43540 1975
- 43250 1976
- 36357 1980



- 510701**
74-80, Heated Rear Glass Kit
Add-on harness needed to operate factory heated rear glass. Requires that you use the factory rear window heater, heater relay / timer, and switch



- 510703**
74-76, Power Window and/or Power Lock
Add-on harness needed to operate factory power windows and locks. Factory door harnesses not included.



- 510704**
77-80, Power Window and/or Power Lock
Add-on harness needed to operate factory power windows and locks. Factory door harnesses not included.



- 500925**
67-69, Power Top Kit
Includes complete harness needed to operate a factory power convertible top. All necessary connectors, terminals, and 30 amp self resetting circuit breaker included.



- 03906118**
67-68, Power Convertible Top Switch
Includes switch, mounting housing, and retaining clips.



- 01990110**
71-80, Ignition Switch w/ Tilt

- 01990109**
71-80, Ignition Switch w/o Tilt



- 500674**
67-68, Ignition Lock Cylinder w/ Keys

4 Speed Backup Switches



- 01993420**
67 Only, 4 Speed or 326ci 3 Speed



- 39504**
67 Only, Mounting Kit, Muncie 4-Speed



- 03943657**
70-80, Manual transmission

Neutral Safety Switches



- 03900503**
67 Only, Console Shift PG, Automatic

- 03909591**
67 Only, Console Shift, TH350-400, Automatic


- 01994235**
69-73, Column Shift, Automatic



- 03983965**
70-71, 73-74, 76-78, Man., Clutch Pedal Mounted

- 01994163**
74-79, Column Shift, Automatic

Wiper Switch




- 01993372**
67-68, 2-Speed w/ Washer



- 500909**
Universal 3 Position Horn Relay

Classic Update Accessories

68-72 Olds Cutlass



Assembly Manuals

- 36371 1968
- 36372 1969
- 36373 1970
- 36374 1971
- 36375 1972



- 510199**
68-72, Rear Arm Courtesy Light Add-on Harness

4 Speed Backup Switches

- 01993661**
68 Only, 4 Speed, Manual Transmission

- 03943657**
69-72, Manual Transmission

Neutral Safety Switches

- 09779665**
68 Only, w/ Hurst Shifter, Console Shift, Auto

- 01994235**
69-72, Column Shift, Automatic



- 38131**
Breakerless Ignition SE
Now going "pointless" has become the preferred way to drive! Take your old points and condenser and throw them out the window when you replace them with this breakerless ignition system.



- 500909**
Universal 3 Position Horn Relay

Mopar A,B,E Body



- 510430**
68-70, B-Body, Optional Map Light



- 500008**
E-Body, Repl. Headlight, Horn & Foglight Relay

FEATURED ACCESSORY



Part# R0067108

Professional Grade Harness Tape

Wrap your wires like a pro!
Made from the same materials as original equipment. 1.25" x 100 feet. Non-adhesive vinyl.

CAN BE USED WITH ANY KIT.

See page 132 for details

FEATURED ACCESSORY



Intelligent Fuses

Glow when they blow!
Sold separately or in full replacement kits for the Highway 15 & 22 wiring kits.
See page 110 for details.



Classic Update Accessories

Ford

61-79 Ford Truck Accessories



510127
61-66, Ignition Switch, Lock Cylinder & Keys



510310
64-66, Hazard Switch Wiring Kit



500918
73-79, Ford Duraspark II Ignition Harness



510359
73-79, Ford Truck Dual Fuel Tank Harness



510358
78-79, Ford Bronco Tailgate Power Window Harness



500909
Universal 3 Position Horn Relay

64-73 Ford Mustang Accessories



510127
64-66, Ignition Switch, Lock Cylinder & Keys



510175
64-66, Hazard Switch Wiring Kit

500008
Replacement Headlight, Horn & Foglight Relay

60-65 Falcon/Comet Accessories

510389
1965, Comet Tail Lamp Extensions

510382
60-65, Front Light Bucket Kit

80-86 Ford Truck Accessories



510482
80-83, Ford F-Series and Bronco Factory AC Add-on


510482



510483
84-86, Ford F-Series and Bronco Factory AC Add-on



510484
80-86, Ford Truck Dual Fuel Tank Harness



510485
80-86, Ford Bronco Rear Defroster Harness



510486
80-86, Ford Bronco Tailgate Power Window Harness

Turn Signal Switches



37788
1955 Passenger
Turn Switch Assembly



37797
1956 Passenger
Turn Switch Assembly



38250
1956 Truck
Turn Switch Assembly



37789
1957 Passenger
Turn Switch Assembly



37795
55-62 Corvette,
55 Truck
Turn Switch Assembly



38251
57-59 Truck
Turn Switch Assembly




03765110
59-62 Fullsize, 62 Nova,
60-62 Chevy Truck
Turn Switch Assembly, all



00898197US
63 Fullsize, 63-64 Nova,
63 Chevy Truck
Turn Switch Assembly, all,
DELCO GUIDE TOOLING,
(includes lead wiring)



01993624
64-66 Chevelle, 64-66 GTO
63-66 Fullsize
Turn Switch Assembly, all
with tilt wheel



00910821US
64-66 Corvette, 64-66
Fullsize, 64-65 Nova,
64-66 Truck
Turn Switch Assembly, all,
DELCO GUIDE TOOLING,
(includes lead wiring)



00387115
65-66 Chevelle, 66 Nova
Turn Switch Assembly, all
without tilt wheel, (includes
lead wiring), "BPC" metal type.



00911051US
65-66 Chevelle, 66 Nova
Turn Switch Assembly, without
tilt, (includes lead wiring),
"GUIDE" plastic type

Turn Signal Switches



05694262
65-66 Corvette
Turn Switch Assembly, all with telescopic wheel, (includes lead wiring)




01997961
67-72 Truck
Turn Switch Assembly, all, with tilt, correct original red "Hazard" knob




05698520US
67-68 Camaro, 67-68 Chevelle, 67-68 Corvette, 67-68 Fullsize, 67-68 Firebird, 68 GTO
Turn Switch Assembly, all, DELCO GUIDE TOOLING (includes lead wiring), "BOYNE" type **NOTE: Emergency flasher actuator hole in outer collar has a "O" shape**



01997965
67-72 Truck
Turn Switch Assembly, all, without tilt, correct original red "Hazard" knob.




01893591
68-72 Truck, 76 Truck
Turn Switch Assembly, all, with tilt.



05698897
67-68 Camaro, 67-68 Chevelle, 67-68 Fullsize, 67-68 Nova, 1968 Cutlass, 67-68 Firebird, 68 GTO
Turn Switch Assembly, all with column shift auto.trans, with & without tilt, "GUIDE-DELCO" type. **NOTE: Emergency flasher actuator hole in outer collar has a "D" shape.**




01997963
69-75 Cutlass, 69-76 Firebird, 69-72 GTO
Turn Switch Assembly, without cornering lights, without tilt (includes lead wiring)



01997938US
69-76 Camaro, 69-76 Chevelle, 69-72 Nova, 73-76 Truck
Turn Switch Assembly, all, DELCO GUIDE TOOLING, (includes lead wiring)



07800482
67-68 Camaro, 67-68 Chevelle, 67-68 Fullsize, 67-68 Nova, 68 Cutlass, 67-68 Firebird, 68 GTO
Turn Switch Assembly, without column shift auto trans, with & without tilt, "GUIDE-DELCO" type. **NOTE: Emergency flasher actuator hole in outer collar is round!**



01997985
77-83 Truck
Turn Switch Assembly, CK, without tilt (includes lead wiring)

Air Conditioning Harnesses

If you wish to retain your factory air conditioning with a Classic Update, but your original harness is not serviceable, we may have a solution in an original-replacement Factory Fit harness or vehicle specific add-on part. The part numbers below can be used with a Classic Update kit to provide power to factory original AC controls and underhood components. Please note they may not be required with an aftermarket AC system, because all Classic Updates include a power feed for aftermarket AC by default.

Camaro

CA70626	1967
CA73396	1967, early production, separate low blower switch
CA85278	1968
* CA97546	1969
CA01578	1970
CA11893	1971
CA28040	1972
37801	1973, from 1/5/73 w/ 5 contact AC relay connection
37799	1973, prior to 1/5/73 w/ 4 contact AC relay connection

Chevelle

CH45759	1964
* CF45657	1965, not used on cars w/ built-in AC
510403	1966
CH70646	1967
CH85096	1968
CH97517	1969
CH01429	1970
CH11894	1971
CH28074	1972

Impala

CF92642	1959-60
36085	1959-60, w/ "Cool-Pack" Under Dash Unit
CF19697	1961
CF21843	1962
CF33857	1963, from 3/22/63
CF33576	1963, prior to 3/22/63
CF45657	1964, w/ CAC
CF45769	1964, w/ Under Dash AC Unit
CG59722	1965-66, w/ Under Dash AC Unit
CG70675	1967, w/ CAC
CG77588	1967, w/ CAC, early production, w/ separate low blower
* CG85098	1968, w/ CAC

Nova

NV29964	1962, w/ 4 cyl & 6 cyl
36252	1962, w/ V8
36072	1963, w/ 4 cyl & 6 cyl
NV31847	1963-64, w/ V8
NV36110	1965
NV67810	1966-67
NV85279	1968
CA97546	1969-70
NV11892	1971
NV28041	1972

Chevy Truck

20820	1962-63, first design
20815	1964
19965	1965-66
20840	1965-66, jumper harness
* 20825	1967
20835	1968
35260	1969-70
20805	1971-72, w/ anti-dieseling relay
35260	1971-72, w/o anti-dieseling relay
510712	1983-87

GTO

510413	1964
510414	1965
510415	1966-67
* PL05160	1968
510479	1969 Firebird CUP factory A/C wiring kit
510480	1969-72 GTO CUP factory A/C wiring kit w/o rear defogger
510481	1970 GTO CUP factory A/C wiring kit w/o rear defogger

Mopar

* 510474	1971-74 B-Body
-----------------	----------------

* Denotes photo on page 101



CA97546



20825



CF45657



PL05160



CG85098



510474

Relays

500479 Universal Relay Kit

40 Amp. Complete with extra terminals and instructions.



500093 Universal Waterproof Relay Kit

Complete with extra terminals and instructions.




500008 ISO 40 amp Relay

Direct replacement in the Highway Series and Universal 40 amp relay kits.



500448 Waterproof Relay Kit

Waterproof relay with connector & terminals



500532 ISO 70 amp Relay

Replacement relay. 70 amp handling capacity. Requires special base and connection terminals.



500171 Waterproof Relay Kit Replacement

Relay only.



500222 Horn & Turn Signal Relay

Compact & powerful micro relay replaces the horn and turn signal on our Highway Series panels.



500511 70 amp Relay Kit

Use a relay to handle the switching while protecting sensitive switches that need more than the standard 40 amp current draw. Complete with sample instructions.

510599 Severe Duty Relay Panel

The Severe Duty Relay Panel is a weatherproof system designed for driving all of your power accessories in rugged environments. The panel features a compact fully sealed enclosure that houses eight 35 amp ground triggered relays.

The kit includes:

- A fully-sealed relay box rated to 180 amps of total output for all of your power accessories.
- Five fully sealed connectors. Two for input power, and three for output circuits.
- Eight normally open, ground activated, circuits. There are also six normally closed, ground activated, circuits available.
- Plenty of tough GXL wire in assorted colors and sizes (18ga-10ga) to keep all of your circuits easily identifiable.
- Includes all the terminals, seals, and cavity plugs for unused circuits to keep your connections sealed.



500239 Anti-Theft Relay Kit

Attempts to start the vehicle without performing an initial task.



510602 60 Amp Weatherproof Relay Kit

Includes terminals, insulation boot and two slow-blow 60 AMP fuses with a pre-terminated weatherproof connector.



500431

500431 Headlight Enhancement Relay Kit - Weatherproof

The relays (40 amp) can be activated by your existing Lo/Hi beam switch wires from the dimmer switch. Complete with relays, wiring and installation instructions.



500403 Headlight Enhancement Relay Kit - Standard

500543 Retained Accessory Power Kit

This simple relay patch allows certain accessories to have power after the key is turned off. Instructions included.

Fan Relays & Switches



510165 Electric Engine Fan Controller

Includes a 70 amp relay. Fully programmable "fan on" and "fan off" temp settings. Operates 1 fan only.




500479 40 AMP Electric Fan Relay Kit

Can be used manually or in conjunction with a temperature sending switch. Instructions included.



510002 High Amp Electric Fan Relay Kit

60 amp maxi fuse and holder to protect power circuit and a 70 amp relay to control your fan. Complete with instructions.



500093 Weatherproof 40 Amp Electric Fan Relay Kit

Use with any fused power source. 10' of Hi-Temp XLPE coated wire and instructions included.



510001 Dual Fan Relay Kit

Relays (40 amp), fuses, temperature sender, relay and jumper fan wiring.



500880 Electric Fan Temperature Switch

On at 195°F - Off at 180°F
3/8"-18 thread.
Not for gauge use.



500784 Electric Cooling Fan Duel Relay Kit

Includes 40 amp relays



500493 Hotronics On/Off Temperature Sending Switches

Can be used with 500479 for automatic temperature control of electric fan. Size 3/8" x 18 thread.
on 210°/off 195°



500491 on 195°/off 180°

500492 on 180°/off 160°


Battery Cable Kits

American Autowire is proud to bring you our custom battery cable sets! Battery cables are a critical part of your vehicle's charging system, so don't let an old, corroded set stand in the way of maximum performance in your project.

Our custom battery kits are made using 1 gauge cable, and top post kits feature molded ends with steel ring inserts for extra durability. Both trunk and under hood kits include positive and negative cables, a star crimp tool, cable lugs and shrink tubing. Top post sets also include a 36 inch, 10 gauge secondary lead on the negative cable.

Please note: Boots are not sold separately and cables are only available as a set.

Top Post



Exclusive crimping tool that can give your battery cable's crimps as much as 600 lb. pull strength before soldering

Battery Trunk Mount Kits

All the trunk mount kits come with both a positive (red) cable and negative (black) cable. Each set features two 18 foot cables, and includes the proper battery cable ends (lugs) as well as a crimping tool to make your battery cable connections as professional as possible.

500723

Top Post

w/neg. secondary 10 ga. lead (36" long), cables, lugs, crimping tool

500724

Side Post

w/ cables, lugs, crimping tool

Battery Under Hood Mount Kits

All under hood mount kits come with both a positive (red) cable and a negative (black) cable. Cables are 6' long and are made with the same 1 gauge wire as trunk mount kits. Each top post head has its own protective, color-coded cover. All kits include the proper battery ends (lugs) and a crimping tool to give your battery cables a professional crimp every time!

500725

Top Post

w/neg. secondary 10 ga. lead (36" long), cables, lugs, crimping tool

500726

Side Post

w/ cables, lugs, crimping tool

Side Post



Battery Accessories



The Lifeline enables those using a master disconnect switch to retain a small amount of power for memory circuits common in fuel injection computers, radio presets, and clocks. The Lifeline is "self-resetting," which eliminates the need to replace a fuse if the user tries to start the vehicle before placing the the master disconnect switch in the "on" position. This clever design allows you to disconnect your battery without loosing your memory settings.

For use with switches located on page 109.



500837
Remote Lifeline

To retain memory across Master Disconnect Switch.




500778
Lifeline



500931
**External Battery
Jump Start Block**

Provides connection on outside of vehicle when battery is not readily accessible.



500009
Battery Feed Stud

Two 3/8"-16 threaded brass stud mounts. Requires 1-9/32" hole.



500010
Battery Jumper Stud

Positive, with insulated cover. 3/8"-16 threaded brass stud mount. 13/16" dia x 1-1/8" long. Requires 1-9/32" hole.



03882795
**Standard Battery
Junction Block**

Insulated connection point for battery power circuits. 10-24 stud with nut.



500011
Battery Jumper Stud

Negative, with insulated cover. 3/8"-16 threaded brass stud mount. 13/16" dia x 1-1/8" long. Requires 1-9/32" hole.



500155
**Heavy Duty
Battery Junction Block**

Insulated connection point for battery power circuits. 10-32 stud with nut.

Battery Accessories



500834 Remote Master Disconnect Switch

Control your battery disconnect with a small remote mounted switch. Can be used with remote control modules. SPST latching solenoid with two 5/16" studs. Rated at 110 amp continuous.



500003
Master Disconnect Switch
3/4" - 16 thread, fits 3/4" hole.
Rated at 175 amp continuous
or 1000 amp intermittent.
Includes insulated rubber boots.



500710
**4 Pole Cast Battery
Disconnect**
2-3/8" battery studs and
indexing posts that can be
used for battery and alternator/
generator field circuitry.

500735
Boots Only

500712
Switch Only



500720
**Secure Keyed 4 Pole
Battery Disconnect**
2-3/8" battery studs and
indexing posts that can be
used for battery and alternator/
generator field circuitry.

500713
**Secure Keyed 2 Pole
Battery Disconnect**
2-3/8" battery studs, indexing
posts with security feature. 3/4"-
16 thread, fits 3/4" hole. 6 to 36
volt. 180 amp continuous and
1000 amp surge.



500930
Master Disconnect Switch
3/4" x 2-1/4" rectangular mount
with removable key. Rated 150
amp continuous, 1000 amp
surge.



500711
Disconnect Position Ring
Fits on the disconnect to
identify the correct position of
the ON and OFF position.

Battery Accessories



510287

11 Volt Module

The 11 Volt System Voltage Sensor is used to monitor the vehicle system voltage and trigger an indicator light in the following situations:

1. Identify total system voltage below 11 volts: The module monitors the existing voltage in the vehicle and will set on an indicator light ground circuit when the system voltage drops below 11 volts. This is especially critical in fuel injection systems where the ECU is expecting full system voltage. Many ECU's will not function properly operating below the 10-11 volt level.

2. Act as a charge indicator light: By identifying system voltage below 11 volts, the indicator light is signaling a problem in the charging system or battery that must be identified. System voltage in the 5 to 11 volt range may be too weak to start the vehicle depending on the power requirements of your vehicle.

The 11 Volt System Voltage Sensor can be used with 12 volt LED indicator lights or 12 volt incandescent indicator lights of 2 amps or less. Almost all dash incandescent indicator lights draw between 0.19 - 0.63 amps with a wattage rating from 2 to 4.9 watts. LED lights draw far less amperage and do not have this restriction.

500337

Build-A-Battery Cable Kit

Includes heavy duty 0-2 gauge terminals, molded covers, and plated bolts, stackable with 500393 or 500394 bolt kits.



500393

Stackable Battery Cable Bolt

Allows two battery cables to be mounted. 5/16" standard head.



500394

Stackable Battery Cable Bolt

Allows two battery cables to be mounted. 5/16" long head for easy jumper cable attachment.



500395

Battery Cable Bolt

5/16" long head for easy jumper cable attachment.



500396

Battery Cable Bolt

5/16" standard head.



500397

Battery Cable Bolt

7/16" standard head.

Grounding



500717

All Copper Grounding Kit

The Copper Grounding Kit eliminates the frame rail from ground current by using three grounding boxes connected by 6 gauge copper cables. The kit includes 20 coils of wire marked every five inches with the required circuit function identification. 6 Terminal lugs and a battery crimping star tool (500665) are included.

Battery Cable Lug Kit

When assembled using our Battery Crimping Star, you can achieve as much as 600lb pull strength. 3/8" hole.



500727

Battery Cable Lug Kit,
1/0 gauge terminals (set of 4)



500728

Battery Cable Lug Kit,
1 gauge terminals (set of 4)



500729

Battery Cable Lug Kit,
2 gauge terminals (set of 4)



500730

Battery Cable Lug Kit,
4 gauge terminals (set of 4)



500731

Battery Cable Lug Kit,
6 gauge terminals (set of 4)



500732

Battery Cable Lug Kit,
8 gauge terminals (set of 4)



500665

**Battery Crimping
Star Tool**



500715

Single Ground Box Only

No wire or lugs included



500544

Compact Universal Ground Splice System

Assures dash is grounded in either metal or fiberglass bodied vehicle. Heavy gauge grounding wire included.



500152

6" Ground Strap

Light duty with 3/8" internal locking ring terminal.



500153

12" Ground Strap


Light duty with 3/8" internal locking ring terminal.



500350

12" Ground Strap

Medium duty with 3/8" bolt holes on both ends.



500656

18" Ground Strap

Medium duty with 3/8" bolt holes on both ends.

Intelligent Fuses

Intelligent fuses are an innovative automotive fuse that feature an LED indicator that glows when the fuse is blown. With intelligent fuses it is quick and easy to find a blown fuse in a fuse block mounted behind a dimly lit dashboard or under the hood of your car. Intelligent fuses are designed to fit all fuse block configurations offered by American Autowire, and are drop-in replacements for existing OEM and aftermarket automotive ATO/ATC and mini fuse applications.

The intelligent fuses carried by American Autowire meet stringent SAE specifications for operation and material components. Note that the fuses still maintain the circuit test capability for the load and output side of the fuse. This is important when testing an operational circuit.

Many other fuses do not retain this function.


Intelligent fuses are available by individual fuse ratings or as complete kits designed around our full wiring kits as follows:



Intelligent Fuse Replacement Kits

Intelligent Fuse bundles for specific American Autowire wiring kits.

- 510208** Highway 15 Kit
- 510209** Highway 22 Kit
- 510210** Power Plus 13 Kit
- 510211** Power Plus 20 Kit
- 510212** Builder 19 Kit / 62-67 Nova / 53-66 Ford Truck /
66-67 Ford Bronco / 53-62 Corvette Classic Update Kits
- 510213** 55-56, 67 Passenger / 55-59,
60-66 Chevy Truck Classic Update Kits
- 510214** 67-73 Camaro / 64-72 Chevelle / 59-64 Impala / 69-72 Nova /
67-82 Chevy Truck / 67-68 Firebird / 64-67 GTO /
70-72 Monte Carlo Classic Update Kits
- 510215** 64-70 Mustang / 70-74 Cuda/Challenger Classic Update Kits



Intelligent Fuses (individual)

- 510202** 5 amp ATP (orange)
- 510203** 10 amp ATP (red)
- 510204** 15 amp ATP (purple)
- 510205** 20 amp ATP (yellow)
- 510206** 30 amp ATP (green)
- 510207** 20 amp MINI (yellow)

MEGA Fuse & MIDI Fuse Assembly Kits

The same MEGA Fuse that we supply in all of our Highway Series Kits. With the choice between 100 amp or 175 amp protection, you can rest assured that you are protecting your automotive accessories with the finest quality fuses.



500733
Midi-Fuse Assembly Kit



500449
**"MAXI" Fuse Holder
with 60 AMP MAXI Fuse**
Nylon plastic holder with white opaque cover. Comes complete with 60 amp fuse and has provisions for either a single screw mount or a clip. Large 10-28 screw connector will accept ring terminal or spade terminal.



510313
Midi-Fuse - 100A



500689
Mega-Fuse Assembly Kit



500094
Waterproof In-Line Fuse
Accepts ATC/ATO fuse and integral mounting tab. Complete with terminals and 30 amp fuse.

500827
Mega-Fuse - 175A

500528
Standard In-Line Fuse


Fuse Panels, Blocks, Breakers



500392

Auxiliary Fuse Block


4 fuse bottom feed with terminals. Block measures 1-1/18" x 3-1/2" and carries a rating of 30 amp maximum per circuit, 65 amp maximum for entire assembly.



500383

Auxiliary Fuse Block

6 fuse with lead wire side feed ring terminals and cover. Block measures 1-3/8" x 4-7/8" and carries a rating of 30 amp maximum per circuit, 80 amp maximum for entire assembly.



500388

Auxiliary Fuse Block


4 fuse side power feed with terminals, connectors, and fuse cover. Block measures 1-3/4" x 3-1/8" and carries a rating of 30 amp maximum per circuit, 65 amp maximum for entire assembly.



510598

200 AMP Weatherproof Circuit Breaker

200 amp sealed weatherproof circuit breaker kit. Manually resettable.



500384

Auxiliary Fuse Block

6 fuse side feed with terminals, connectors and fuse cover. Block measures 1-3/4" x 3-7/8" and carries a rating of 30 amp per circuit with a maximum of 80 amps for the entire assembly.



500667

40 AMP Circuit Breaker & Cover Assembly

Two mounting tabs and a rubber insulating cover.



Fusible Links

Blue, Alternator to Battery Feed, 12 gauge

500233

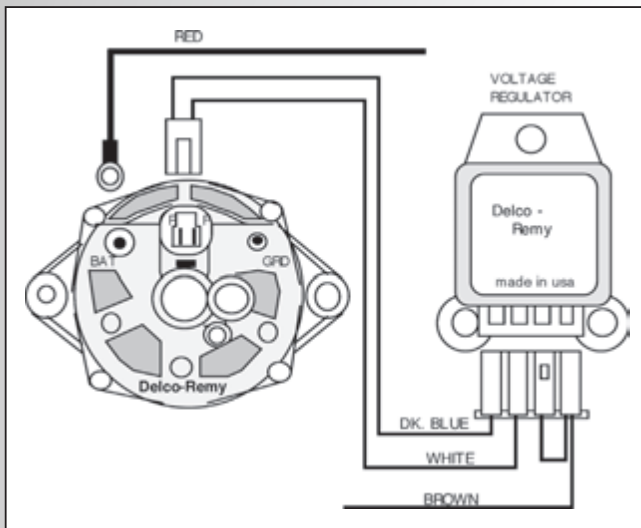
Brown, Main Fuse Panel Feed, 14 gauge

500427

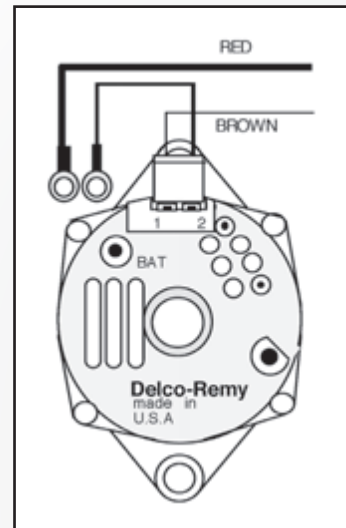
Alternators

Which alternator do you have?

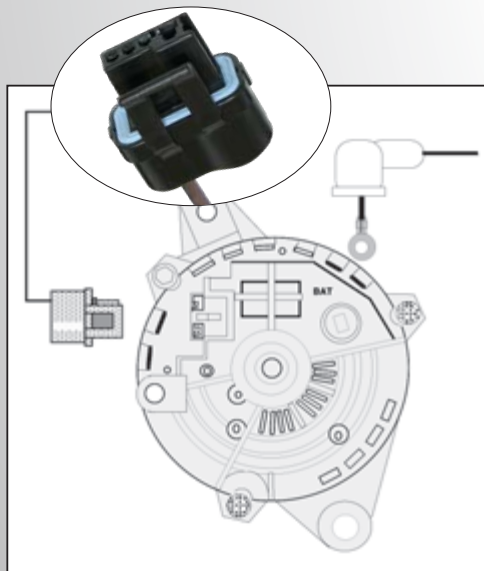
There are 4 GM alternators commonly installed today; the externally regulated alternator used on most GM vehicles from 1963 to 1974, the "SI" series alternator with internal regulator used on almost all GM vehicles from 1969 to 1985, the CS 130/144 series alternator with internal regulator used on GM vehicles from 1986 until 1999, and finally the CS 130 D (which has an internal cooling fan) from 1994. Check yours against the pictures so you can order the correct connectors.



1963-1974 External Regulator



1969-1985 "SI"



**1986-1999
"CS130"
"CS144"**



1994-Beyond "CS130-D"

The newest alternator to appear on GM vehicles has a new plug but the most noticeable difference is that the fan is now located inside the alternator body.

Alternator Conversion Kits



1



2



3



4



5



6



7



8



9



10



11

Alternator Conversion Kits

Each kit includes the correct pre-assembled pigtail or components required to make your alternator swap quick and easy.

1. 27555

GM External regulator to GM "SI" Series Internal Regulator

This is an easy plug-in conversion that can be used with 1985 and earlier series alternators.

2. 37787

GM External regulator to GM "CS" Series Internal Regulator

This is an easy plug-in conversion that can be used with 1986 and later series alternators.

3. 37796

GM "SI" Series to GM "CS" Series

Here's a plug-in conversion that can be used on 1986-later alternators. CS130-CS144

4. 500295

GM "SI" Series Internal Regulator to GM "CS130D"

5. 500802

GM "SI" Series to FORD "3G" Internal Regulator Alternator

6. 500057

Stud Boot. GM Alternator
Seals over battery stud insulator.

7. 500529

Diode Kit
In-line 6 AMP

8. 500539

CS130 with lead wire


10. 500541

Diode Adapter Kit for the SI Series Alternator

11. 510475

6 Ga. High AMP Alternator Kit
Comes complete with terminals, 175 amp mega fuse, and boot that will allow installation of a high amp (up to 175) 1 wire self-exciting alternator.

Switches



500341

Complete with aluminum knob, shaft and collar. 7/16"-28 threaded nut. Requires 5/8" hole. Includes connector & terminals.

500332

Switch, shaft, collar & knob only.

500189

Connector & terminals only.



500236 Billet Aluminum Knob with Set Screw

Switch knob tapered to 1" long. 3/4" dia. 3/16" shaft.




500357

4 position push-pull, 3/8"-24 threaded mounting stem. Accepts 10-32 threaded knob. High beam is 4th position.



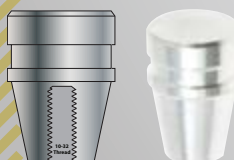
500358

4 position push-pull w/ 30 amp circuit breaker. 3/8"-24 threaded mounting stem. Accepts 10-32 threaded knob. High beam is 4th position.



500359

3 position push-pull w/ 30 amp circuit breaker. 7/16"-28 threaded mounting stem. Accepts 10-32 threaded knob.



500238

Switch knob tapered to 1" long. 10-32 thread.



500456

Square Key Ignition Switch

4 position, 25 blade connections. Complete with square keys, connector & terminals. 1" hole.

500005

Switch with keys only. 1" hole.

500287

Connector & terminals only.



500006

Ignition Switch

Universal 4 position switch w/ ring terminals. Requires 1" mounting hole. Complete with keys.



500927

Ford Ignition Switch & Parts

Includes ignition switch, retainer, bezel & Ford Keys. Requires 3/4" hole.



500670

Ignition Switch

Switch comes with a connector, terminals, mounting bezel and ring. Requires 1" mounting hole.



500672

1955-64, Ignition Lock Cylinder

Includes the correct lock cylinder for the replacement switches.



500674

1965-67, Ignition Switch Lock Cylinder & Keys

Original replacement ignition switch key & cylinder.

Switches



500097
Pedal Mount Brake Switch
Button type for use under dash. Has two .250 male blade terminals and 1/2" mounting hole.



500100
Self Tapping Door Jamb Switch
Self tapping 3/8"-24 switch. Self tapping & self adjusting. Single bullet terminal to accept a power source for either direct or indirect triggering.



500099
Pressure Type Brake Switch
Hydraulic brake switch case with std. 1/8" pipe thread. Complete with connectors & terminals.



500101
Snap-Fit Door Jamb Switch
Power an interior lighting system or trigger a relay. Two bullet terminals. Requires .80" to .85" mounting hole.



500098
Solid Lever Brake Switch
For internal and external use. Complete with connectors & terminals.



500102
Easy Screw-Mount Door Jamb Switch
Built-in mounting plate. Two ring terminals. Requires 3/4" diameter hole.



500240
Adjustable Brake Switch
Allows installer to mount without any special brackets. Waterproof seal for internal and external usage. Complete with connectors & terminals.



500081
Courtesy Light Connection Kit
Uses standard 631 bulb.



500145
Mutli-Purpose Brake/Cruise Switch
Button type for use under dash. Has two blades for brake connection and two for use with cruise control, transmission lockup power or any device that requires a circuit interrupt when brake is applied. 1/2" mounting hole.



510197
Courtesy Light Delay Module
Adjustment knob allows delay time selection from 0 to 60 seconds. Includes mounting bracket and full instructions.

Switches



500148
Toggle Turn Signal Switch Kit
Complete w/ .25 female terminals, connectors and instructions. Controls turn signals and brake circuit. Requires 7/8" hole.



500146
Wiper Switch
2 speed with 'Park' position. Uses .250" female terminals. Accepts 3/16" shaft knob. Requires 7/16" hole.



500042
Dimmer Switch
3 contact, .25" blade connection.




500322
Push/Pull Switch
ON/OFF switch that accepts ring terminals. Comes complete with chrome, fixed, knob.



500286
Connector & Terminals
Connector and terminals for 500042




500147
Glove Box/Console Light Assembly
Assembly come with socket, bulb, wire and full instructions. Switch mounts in a 5/8" hole. Need 12 volt power source and good ground.




500144
Heater Switch
Push/Pull type switch with OFF-LO-HI positions. Built-in resistor. Accepts 10-24 threaded knob. Requires 7/16" hole.




500235
Billet Aluminum Knob with Set Screw
Switch knob tapered to 1" long. 3/4" dia. 1/4" shaft.



500236
Switch knob tapered to 1" long. 3/4" dia. 3/16" shaft.



500237
Billet Aluminum Knob Threaded
Switch knob tapered to 1" long. 10-24 thread.




500238
Switch knob tapered to 1" long. 10-32 thread.



500151
Momentary Start Switch
Push button start switch that accepts ring terminals.

Gauge Accessories



500836
Gauge Cluster Wiring Harness
Complete gauge cluster harness for electric tachometer, fuel gauge, and voltmeter gauges only. Includes wiring and terminals. Complete instructions included.



500505
Universal Gauge Disconnect Kit
Terminals for blade or stud mount connections, connector and terminals for a vehicle speed sender. Complete instructions included.




510644
Electric Speedometer Add-on Kit
Power, ground, signal wires and connectors



500212
Electronic Speedometer & Tachometer Connector
Female 6-way universal connector & terminals.



510659
Gauge Cluster Connector & Terminal Disconnect Kit
Connector and terminal set allows you to build an instrument cluster disconnect. Includes male and female terminals




500585
Electronic Speedometer & Tachometer Connector
Female 8-way universal connector & terminals.



500455
Gauge Terminal Kit
Add blade terminals to any aftermarket gauge set for easy plug-in installation. (Autometer Only)

Lighting & LED

Hyper LED OEM Style Replacement Bulbs



- Up to 3x Brighter than stock bulbs • Less Power Used
- Doesn't Get Hot • More LEDs per bulb!

For the first time ever, a replacement bulb that will last as long as your car. Get the great look and color available from LEDs in your stock taillight sockets with these replacement 1157 and 1156 bodied bulb assemblies. Each bulb works as the original bulb did, but utilizes the newest technology available. Both decorative and utilitarian, LEDs use less energy and have that "instant on" everyone loves. Get your set today!

Use red in the taillights, use the whites for very bright back-ups and interior lighting, use amber for turn lamps and marker bulbs.

- 500567 red..... 1157
- 500569 amber.. 1157
- 500571 white.... 1157
- 500573 red..... 1156
- 500575 amber.. 1156
- 500577 white.... 1156



510226 LED Flasher Can

Operates with both LED's and incandescent bulbs. For use with all AAW kits.



500013 Flasher Can

Replacement turn signal or hazard flasher.



510197 Courtesy Light Delay Module


Two 3/8"-16 threaded brass stud mounts. Requires 1-9/32" hole.



500081 Courtesy Light Connection Kit

Uses a standard 631 bulb.

LED bulbs with tapered mounts & domed lenses with black bezel.



Part #	Color	Bulb & Mounting Hole	Price
500215	red.....	5/32"	
500214	green	5/32"	
500213	amber.....	5/32"	
500401	blue.....	5/32"	



500326	red.....	1/4"	
500325	green.....	1/4"	
500324	amber.....	1/4"	
500402	blue.....	1/4"	



LED bulbs with snug, tab lock mounting and chrome bezels.

Part #	Color	Bulb & Mounting Hole	Price
500129	red.....	5/16"	
500130	green.....	5/16"	
500131	blue.....	5/16"	
500132	amber.....	5/16"	

Light Sockets



500157
Metal Tail Lamp
Single Contact Socket
Uses standard 1156 bulb.
Design to fit into a
1-1/8" hole.



36050
Metal Tail Lamp
Double Contact Socket
Uses standard 1157 bulb.
Design to fit into a
1-1/8" hole.



35900
Tail Lamp Single
Contact Socket
Uses a standard 1156 bulb.
Design to fit into a
1-1/8" hole.



18995
Tail Lamp Double
Contact Socket
Uses standard 1157 bulb.
Design to fit into a
1-1/8" hole.



500127
Single Contact Socket
Self Grounding
Uses a standard 1895 bulb.
Design to fit into a
5/8" hole.



500128
Single Contact Socket
w/ Ground Wire
Uses standard 1895 bulb.
Design to fit into a
5/8" hole.



500125
Single Contact Socket
Self Grounding
Uses a standard 1895 bulb.
Design to fit into a
3/4" hole.



500126
Universal Double
Contact Socket
Uses standard 1157 bulb.
Design to fit into a
3/4" hole.



500124
Universal Double
Contact Socket w/Boot
Uses a standard 1157 bulb.
Design to fit into a
3/4" hole.



500147
Glove Box/Console
Light Assembly
Complete with socket,
bulb, wire and instructions.
Mounts in a 5/8" hole.




500143
Trunk/Under Hood
Light
Complete with bracket,
bulb and interal switch.

Bulkheads

500666 22-Port Bulkhead Connector Kit

Seals and terminals allow a weathertight 22-circuit bulkhead connection system. Ideal use as a firewall pass-through between engine and passenger compartment. Requires 2" hole. Handles up to 12 gauge wire.



500548 4-Wire Harness Disconnects

Special 4-wire disconnect complete with all terminals, connector bodies and specific grommet which locks the female connector into the 1-1/4" mounting hole.



500547 8-Wire Harness Disconnects

Special 8-wire disconnect complete with all terminals, connector bodies and specific grommet which locks the female connector into the 1-1/2" mounting hole.



500564 6-Wire Harness Disconnects

Special 6-wire disconnect complete with all terminals, connector bodies and specific grommet which locks the female connector into the 1-3/8" mounting hole.



500566 9-Wire Harness Disconnects

Special 9-wire disconnect complete with all terminals, connector bodies and specific grommet which locks the female connector into the 1-3/4" mounting hole.

Grommets & Boots



500179
1/2" hole, with single wire opening.



500183
1" hole with two wire opening. Maybe be drilled larger.



500180
Grommet fit 3/4" hole, for 12 gauge.



500185
1-1/4" hole with a 7/32" wire opening.



500181
3/4" hole, with no opening. May be drilled for a 1/4" wire.



500186
1-1/2" hole with a 15/32" wire opening.



500182
7/8" hole, with 7/16" wire opening.



500187
1-3/4" hole with a 7/16" wire opening.

Light Socket Boots



500163
1-3/4" long with one 1/8" wire hole.



500165
1-5/16" long with two .075" wire holes.




500164
2-1/4" long with two .075" wire holes.

Ignition Accessories



500997
Hi-Torque Starter Bypass
Inline 6 amp, 300 watt diode that eliminates feedback to the starter when the car is turned on and running.



500801
Ballast Resistor
For the ignition lead wire to the coil on a point distributor. Used with GM, Ford and Mopar point type distributors. (1.3-1.4 ohms)



500479
40 AMP Electronic Fan Relay Kit
Designed for with a fused power source. Full instructions for both the switched and manual operation included.



500204
GM HEI ignition,
with 500095 terminal.



500093
40 AMP Universal Waterproof Relay Kit
Hi-Temp XLPE coated wires ready for installation for a weathertight seal. Instructions included.




500205
GM HEI tachometer,
with 500095 terminal.



500239
Anti-Theft Relay Kit
Disable starter cranking circuit until an initial task associated with an existing switch is performed.



500257
GM column mounted ignition
switch connectors with terminals.



38131
Breakerless Ignition SE
Take your old points and condenser and throw them out the window when you replace them with this breakerless ignition system.



500287
Female 6 way ignition switch
connector with terminals. Fits
500005 ignition switch.

Transmission Accessories



500323
Weather-Pac Connector
Female 4-Way
Connector is used for the 700-R4 torque converter lockup. Complete with terminals.




500412
700-R4 & 200-4R
Lock-Up Switch
Requires 4th gear pressure port.



500619
Vehicle Speed
Sensor Lead
700R4



500620
Vehicle Speed
Sensor Lead
4LE60/4LE80




500621
Vehicle Speed
Sensor Lead
4L60



500951
T56 Vehicle Speed
Sensor Pigtail Wires



500949
T56 Skip Shift Module
Pigtail Wires



500950
T56 Reverse Lockout
Module Pigtail Wires



500952
T56 Backup Light
Switch Pigtail Wires



510408
T56 Magnum Vehicle
Speed Sensor Pigtail
Wires, with Ford VSS



510407
T56 Magnum
Backup Light Switch
Pigtail Wires



500176
TH400 Kickdown
Connector
Molded connector for the Turbo-Hydro 400 GM transmission kick down.

Terminal & Connector Kits

510451



510643



Our professional grade replacement terminal and connector sets are available in both Weather Pack and 56-Series Delphi varieties. The standard 250 piece kit Delphi style kit makes for a great accessory as part of a Classic Update installation, and the Weather Pack version is handy for use with a Severe Duty weatherproof system or when adding a circuit that will be exposed to the elements.

We've included the most common terminals and connectors that will help you with troubleshooting, repairing, or replacing connections. All contents are compartmentalized in a durable case with a heavy duty latching tab. The inside of the lid has a diagram detailing the contents by image and description. Great to keep in the car, in the garage, or both!

Weather-Pack Terminal & Connector Kit includes:

- (1) Terminal removal tool
- (4) 1-Way female/male Connector Sets
- (6) 2-way female/male Connector Sets
- (4) 3-way female/male Connector Sets
- (4) 4-way female/male Connector Sets
- (3) 6-way female/male Connector Sets
- (130) 14-16 ga. green seal
- (50) 12 ga. blue seal
- (25) Cavity plugs
- (25) 12 ga. male terminal
- (25) 12 ga. female terminal
- (65) 14-16 ga. male terminal
- (65) 14-16 ga. female terminal
- (1) 9"x14" heavy duty case

Terminal & Connector Kit includes:

- (25) Each 56 Series female/male terminals, 14-16 ga
- (10) Each 56 Series female/male terminals, Single 12 ga
- (10) Each 56 Series female/male, double terminals, 14-16 ga
- (10) 59 Series Terminal (female), Double 14-16 ga
- (10) 59 Series Terminal (female), Single 14-16 ga
- (10) Each Pack-Con Terminal female/male, Single 18-20 ga
- (10) S10 Ring Terminal, Single 18-20 ga
- (10) M5 Ring Terminal (large), Single 14-16 ga
- (10) M5 Ring Terminal (small), Single 14-16 ga
- (10) M6.3 Ring Terminal, Single 14-16 ga
- (20) Rivet Terminal, Single 16-18 ga
- (15) Rubber Sleeve, 7/64 x 3/4
- (15) Rubber Sleeve, 5/32 x 7/8
- (1) 8-Way Connector Set female/male
- (1) 6-Way Connector Set female/male
- (1) 4-Way Connector Set female/male
- (2) Triple Connector Sets female/male
- (3) Double Connector Sets female/male
- (5) Single Connector Sets female/male
- (4) 3-Way Connector (female), Headlight
- (4) 2-Way Connector (female), Headlight
- (2) 3 7/8" Connector Sets female/male Turn Signal/Steering Column
- (1) Pocket Screwdriver/Terminal Pick
- (1) 9"x14" Heavy Duty Case

Terminals & Connectors



500070
Male, 1 way



500073
Male, 4 way



500190
Female, 1 way



500193
Female, 4 way



500071
Male, 2 way



500074
Male, 6 way



500191
Female, 2 way



500194
Female, 6 way



500072
Male, 3 way



500075
Male, 8 way



500192
Female, 3 way



500195
Female, 8 way

works on Autometer gauges

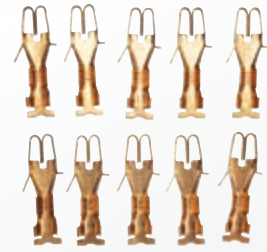
Terminals



500095
Female 56 Series
.250 term



510387
Female 56 Series double
.250 term



510458
Female Pack-Con
18-20 gauge



500096
Male 56 Series
.250 term



510388
Male 56 Series double
.250 term




510457
Male Pack-Con
18-20 gauge



500188
Female 59 Series
.320 terminal



510286
Female 59 Series double
.320 terminal



500768
Terminals, Rivet,
Light socket contact
16-18 gauge




510453
Ring Terminal
18-20 ga., .20" hole



510454
Ring Terminal
14-16 ga., .28" hole



510455
Ring Terminal
10-12 ga., .20" hole



510456
Ring Terminal
14-16 ga., .20" hole

Weather - Pack



500321
Male, 1 way



500320
Female, 1 way



500319
Male, 2 way



500318



500317
Male, 3 way



500316
Female, 3 way



500315
Male, 4 way



500314
Female, 4 way



500313
Male, 4 way



500312
Female, 4 way




500311
Male, 6 way



500310
Female, 6 way

Terminals & Connectors



510659
Gauge Cluster Connector & Terminal Disconnect Kit
Power, ground, signal wires and connectors.




500429
Integrated Fuse Box Power Tap Connector Set
Used with the Power Plus and Classic Update series kits* GM ATO fuse boxes to add battery, ignition and accessory power taps from the face of the fuse panel.
Call to verify fitment for your kit.




500287
Female 6 way ignition switch connector with terminals. Fits 500005 ignition switch.



500203
Female 2 way with 500095 terminals.



500212
Electronic Speedometer & Tachometer Connector
6 way, universal connector & terminals for use with VDO, Autometer, Stewart-Warner, etc.



500428
GM Column Turn Signal Connector Set
3-7/8" & 4-1/2" Connector set allows the correct terminal and connector body connection to any 1969 or newer GM steering column without the use of exposed terminals or wiring.



500257
GM Column mounted ignition switch connectors with terminals.



500204
GM HEI ignition, w/ 500095 terminal. Female, 1 way.



500205
GM HEI tachometer, w/ 500095 terminal. Female, 1 way.



500189
Female 8 way, GM headlight switch with terminals. Fits 500332 headlight switch.



500585
Electronic Speedometer & Tachometer Connector
8 way, universal connector & terminals for use with VDO, Autometer, Stewart-Warner, etc.



500197
Headlight connector, high
beam, w/ 500188 terminals.
Female, 2 way




500196
Headlight connector,
high/low beam,
w/ 500188 terminals.
Female, 3 way



500198
GM Ext. Alternator
w/ 500095 terminals.
Female, 2 way



500199
Mate to 500198, w/
500096 terminals.
Male, 2 way



500201
GM Internal Alternator,
w/500095 terminals.
Female, 2 way



500200
Mate to 500201,
w/ 500096 terminals.
Male, 2 way



500308
Pin style w/ terminals
hydraulic brake switch.



500202
GM external voltage
regulator w/ 500095
terminals.
Female, 4 way




500288
Female 1 way, temperature
sender, w/500095 terminal.



500289
Female 1 way, VDO and
Autometer gauge light
socket conn., w/ term.

Crimping Tools



**Recommended
for our wiring
kits!**

Single & Double Crimp Tools

With these two OEM type tools in your arsenal you'll be the envy of all the professional installers around you. Using the Single Crimp tool, you can crimp any of the OEM F-crimp terminals on wire sizes from 20-14 ga. Double Crimp Tool allows you to crimp double F-Type terminals with wire sizes range from 10 to 18 gauge. In most cases, having these two tools will allow you to finish every crimp required for installation for a new chassis wiring harness without hassle and provide professional grade crimps every time.

510585 Single Crimp Tool

510586 Double Crimp Tool

510587 Single & Double Crimp Tool

500919 Practice Terminal Kit

510609

Metri-Pack & Weather Pack Crimp Tool


Crimps both metri-pack and weather pack terminals.
Used with 12-18 gauge wire.



500650

OEM Type Master Crimper

Performs both the wire core and insulation crimp in a single action saving you from having to do them separately.
14 to 18 gauge wires



**FOR
RENT**



Tool Rental Program

Our rental program is designed for customers who are purchasing any harness that includes a bag of loose terminals (Classic Update, Power Plus, Builder, and Highway Series). We supply these very unique and special crimpers to help you with the installation of your American Autowire wiring harness. Our factory style GM terminals supplied in your kit are designed to be crimped by these tools only.



For more information on this program:

Go to www.americanautowire.com. Under the products tab, click on the "crimping tools" link. Or call 1-888-929-4738 to speak to a Sales Technician.



500517

Battery & Alternator Voltage Tester

Testing circuits and tracing power can be tricky. One of the "must-have" tools in every tool box is a voltage tester. No matter where you go or what you do, a simple voltage tester can make any troubleshooting job a little easier. The clip is serrated and comes with its own insulated boot to make it easy to isolate.



500648

Weather Pak Terminal Removal Tool

This tool will be your best friend when dealing with the Weather Pak connector bodies and terminals.

Accessories




Individual Coils of Wire

- 500809..... 25'coil, 12 ga. pink, windows
- 500810..... 25' coil, 12 ga. red, power locks
- 500813..... 25' coil, 14 ga. dark blue, power trunk
- 500814..... 25' coil, 14 ga. pink, door solenoid
- 500815..... 25' coil, 12 ga. orange, power seats
- 500816..... 25' coil, 18 ga. pink, back up feed
- 500821..... 25' coil, 14 ga. tan, fuel pump
- 500822..... 25' coil, 18 ga. light green, back up
- 500823..... 25' coil, 18 ga. tan, electric choke
- 500829..... 25' coil, 16 ga. black, ground
- 500830..... 25' coil, 14 ga. black, ground
- 500831..... 25' coil, 12 ga. black, ground



510487
Dielectric Grease Packet



500716
Under-Carpet Protective Wiring Channel
For use in under-carpet wire installation (8 ft section)
1" Wide x 3/8" Thick



Plastic Wire Ties
Each bundle has 50 count high quality wire ties.
500172

500173



R0067108
Harness Tape
1.25" Vinyl, 100ft. roll, non-adhesive



PM485-007
Harness Tape
1.25" Cloth, 100ft. roll, adhesive




500082
Rubberized Clamp Kit
These are 1/2" ID, full circle with a 3/16" mounting hole. 10 Pieces per kit.

Accessories

Split Braid Wiring Harness Wrapping

Our unique, solid black, split braid tubing is the ideal finishing touch to protect and organize all your wiring harnesses. Technical features include:

1. *Cut and abrasion resistant.*
2. *25% split edge overlap for bundle size versatility.*
Allows coverage around inline plugs, connectors, and splices.
3. *-94° F to 257° F operating range. High melting point at 482° F.*
4. *Tight radius bending without splitting open.*
5. *Allows wire removal without disassembly.*
6. *No need for additional fasteners.*
7. *Cuts with heat gun to seal edges.*



- 510152** 1/4 in. dia. by 10 foot length
- 510153** 1/4 in. dia. by 15 foot length
- 510154** 3/8 in. dia. by 10 foot length
- 510155** 1/2 in. dia. by 10 foot length
- 510156** 3/4 in. dia. by 10 foot length
- 510157** 1.0 in. dia. by 10 foot length

**SPLIT BRAID
SLEEVING
AVAILABLE IN
FULL BOXES!**



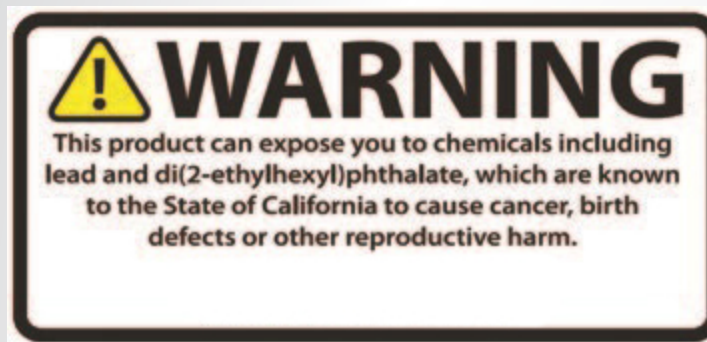
- 510446** 1/4 in. dia. Full Box 200 foot length
- 510447** 3/8 in. dia. Full Box 150 foot length
- 510448** 1/2 in. dia. Full Box 150 foot length
- 510449** 3/4 in. dia. Full Box 100 foot length
- 510450** 1 in. dia. Full Box 100 foot length

California Proposition 65

California's Proposition 65 requires that a clear and visible warning be provided to consumers in California that have the potential to expose them to various substances which may cause cancer, birth defects or other reproductive harm. American Autowire cares about your safety and hopes that you take steps toward protecting yourself.

Many American Autowire products are manufactured from Copper, Plastics and an assortment of other standard materials. These materials are manufactured with a variety of substances, including lead and di(2-ethylhexyl)phthalate in some cases. To reduce your potential exposure, we recommend that your hands are cleaned after handling any products built of similar materials, whether this is an American Autowire product or any other brand. Additionally, no American Autowire products are suitable for ingestion in any way.

In compliance with California Proposition 65, we are providing the following warning concerning all American Autowire products:



PART #	YEARS	DATE CODE	DESCRIPTION
--------	-------	-----------	-------------

1 - Wiring Harnesses

ALTERNATOR CONVERSION KITS

37787	1963-1974		ALTERNATOR CONVERSION KIT, external regulator to internal "CS" alternator Note: This is a plug-in conversion that can be used with 1986 and later "CS" series alternators
27555	1963-1974		ALTERNATOR CONVERSION KIT, external regulator to internal "SI" alternator Note: This is a plug-in conversion that can be used with 1985 and earlier "SI" series alternators

ASSEMBLY MANUALS

42300	1962-1962		FACTORY ASSEMBLY MANUAL, Electra, containing detailed assembly and part information
42300	1962-1962		FACTORY ASSEMBLY MANUAL, Invicta, containing detailed assembly and part information
42300	1962-1962		FACTORY ASSEMBLY MANUAL, LeSabre, containing detailed assembly and part information
42301	1969-1969		FACTORY ASSEMBLY MANUAL, Electra, containing detailed assembly and part information
42301	1969-1969		FACTORY ASSEMBLY MANUAL, LeSabre, containing detailed assembly and part information
42301	1969-1969		FACTORY ASSEMBLY MANUAL, Wildcat, containing detailed assembly and part information
36365	1970-1970		FACTORY ASSEMBLY MANUAL, Electra, containing detailed assembly and part information
36365	1970-1970		FACTORY ASSEMBLY MANUAL, LeSabre, containing detailed assembly and part information
36365	1970-1970		FACTORY ASSEMBLY MANUAL, Wildcat, containing detailed assembly and part information
36367	1972-1972		FACTORY ASSEMBLY MANUAL, Centurion, containing detailed assembly and part information
36367	1972-1972		FACTORY ASSEMBLY MANUAL, Electra, containing detailed assembly and part information
36367	1972-1972		FACTORY ASSEMBLY MANUAL, LeSabre, containing detailed assembly and part information
42302	1973-1973		FACTORY ASSEMBLY MANUAL, Centurion, containing detailed assembly and part information
42302	1973-1973		FACTORY ASSEMBLY MANUAL, Electra, containing detailed assembly and part information
42302	1973-1973		FACTORY ASSEMBLY MANUAL, LeSabre, containing detailed assembly and part information

COURTESY LIGHT HARNESSSES

32335	1960-1960		COURTESY LIGHT HARNESS, for dual interior overhead lights, Electra 2 door hardtop
32335	1960-1960		COURTESY LIGHT HARNESS, for dual interior overhead lights, Electra 225 2 door hardtop
32335	1960-1960		COURTESY LIGHT HARNESS, for dual interior overhead lights, Electra 4 door hardtop
08780	1961-1961		COURTESY LIGHT HARNESS, side roof rail lamp, Electra 4 door hardtop
08780	1961-1962		COURTESY LIGHT HARNESS, side roof rail lamp, Electra 2 door hardtop

DOMELIGHT HARNESSSES

37413	1962-1962		DOMELIGHT HARNESS
07395	1965-1966		DOMELIGHT HARNESS, LeSabre 2 and 4 door hardtops
07395	1965-1966		DOMELIGHT HARNESS, Wildcat 2 and 4 door hardtops
43261	1969-1970		DOMELIGHT HARNESS, rear quarter twin corner dome lamps, all except convertible
40738	1971-1973		DOMELIGHT HARNESS, dome and reading lamp jumper harness, all except convertible

FRONT LIGHT ALTERNATOR CONVERSION KITS

27555	1963-1974		ALTERNATOR CONVERSION KIT, external regulator to internal "SI" alternator Note: This is a plug-in conversion that can be used with 1985 and earlier "SI" series alternators
37787	1963-1974		ALTERNATOR CONVERSION KIT, external regulator to internal "CS" alternator Note: This is a plug-in conversion that can be used with 1986 and later "CS" series alternators

MAP LIGHT HARNESSSES

CH09552	1970-1970		MAP LIGHT HARNESS, various
---------	-----------	--	----------------------------

POWER ACCESSORY LEAD WIRES

CF14697	1961-1962		POWER LEAD WIRE, power window, kick panel circuit breaker to power window harness
---------	-----------	--	---

POWER WINDOW HARNESSSES

*INFO_18			Note: SOME POWER WINDOW HARNESSSES WILL REQUIRE REUSE OF A CUSTOMER'S ORIGINAL HARNESS CONNECTORS
08535	1959-1959		POWER WINDOW HARNESS, Electra 2 door hardtop, front door and rear qtr. window, LH, with power seat feed wire
08530	1959-1959		POWER WINDOW HARNESS, Electra 2 door hardtop, front door and rear qtr. window, right side
31200	1959-1959		POWER WINDOW HARNESS, Electra 225 4 door hardtop, right front and rear door, RH
31200	1959-1959		POWER WINDOW HARNESS, Electra 225 4 door sedan, right front and rear door, RH
31200	1959-1959		POWER WINDOW HARNESS, Electra 4 door sedan, right front and rear door, RH
08545	1959-1959		POWER WINDOW HARNESS, Electra convertible, front door and rear qtr. window, LH, with power seat feed wire

PART #	YEARS	DATE CODE	DESCRIPTION
08540	1959-1959		POWER WINDOW HARNESS, Electra convertible, front door and rear qtr. window, RH
08535	1959-1959		POWER WINDOW HARNESS, Invicta 2 door hardtop, front door and rear qtr. window, LH, with power seat feed wire
08530	1959-1959		POWER WINDOW HARNESS, Invicta 2 door hardtop, front door and rear qtr. window, right side
31200	1959-1959		POWER WINDOW HARNESS, Invicta 4 door hardtop, right front and rear door, RH
31200	1959-1959		POWER WINDOW HARNESS, Invicta 4 door sedan, right front and rear door, RH
08545	1959-1959		POWER WINDOW HARNESS, Invicta convertible, front door and rear qtr. window, LH, with power seat feed wire
08540	1959-1959		POWER WINDOW HARNESS, Invicta convertible, front door and rear qtr. window, RH
08535	1959-1959		POWER WINDOW HARNESS, LeSabre 2 door hardtop, front door and rear qtr. window, LH, with power seat feed wire
08530	1959-1959		POWER WINDOW HARNESS, LeSabre 2 door hardtop, front door and rear qtr. window, right side
31200	1959-1959		POWER WINDOW HARNESS, LeSabre 4 door hardtop, right front and rear door, RH
31200	1959-1959		POWER WINDOW HARNESS, LeSabre 4 door sedan, right front and rear door, RH
08545	1959-1959		POWER WINDOW HARNESS, LeSabre convertible, front door and rear qtr. window, LH, with power seat feed wire
08540	1959-1959		POWER WINDOW HARNESS, LeSabre convertible, front door and rear qtr. window, RH
08520	1959-1960		POWER WINDOW HARNESS JUMPER, left to right side door and qtr. window
08765	1961-1962		POWER WINDOW HARNESS, front left and right doors
08945	1962-1964		POWER WINDOW HARNESS, LeSabre 4 door sedan, left rear door
08940	1962-1964		POWER WINDOW HARNESS, LeSabre 4 door sedan, right rear door
06640	1963-1963		POWER WINDOW HARNESS, LeSabre 2 door hardtop, left rear qtr. window
06635	1963-1963		POWER WINDOW HARNESS, LeSabre 2 door hardtop, right rear qtr. window
06640	1963-1963		POWER WINDOW HARNESS, Wildcat 2 door coupe, left rear qtr. window
06635	1963-1963		POWER WINDOW HARNESS, Wildcat 2 door coupe, right rear qtr. window
07170	1963-1964		POWER WINDOW MOTOR EXTENSION, rear qtr. window, (2 required per car)
08945	1964-1964		POWER WINDOW HARNESS, Wildcat 4 door sedan, left rear door
08940	1964-1964		POWER WINDOW HARNESS, Wildcat 4 door sedan, right rear door
07370	1965-1966		POWER WINDOW HARNESS, Electra convertible qtr. windows
07370	1965-1966		POWER WINDOW HARNESS, LeSabre convertible qtr. windows
07370	1965-1966		POWER WINDOW HARNESS, Wildcat convertible qtr. windows
08045	1965-1967		POWER WINDOW HARNESS, all coupe and sport coupe qtr. windows
08050	1965-1968		POWER WINDOW HARNESS, right front door

TRUNK LIGHT EXTENSION HARNESSES

36239	1971-1971		TRUNK LIGHT EXTENSION, from trunk light to rear body harness connection, all Centurion
36239	1971-1971		TRUNK LIGHT EXTENSION, from trunk light to rear body harness connection, all LeSabre

2 - Battery Cables

BATTERY CABLES - NEGATIVE / GROUND

31005	1954-1956		BATTERY CABLE, neg., all
31020	1957-1957		BATTERY CABLE, neg., all
31005	1958-1960		BATTERY CABLE, neg., all
31035	1961-1961		BATTERY CABLE, neg., Electra
31035	1961-1961		BATTERY CABLE, neg., Invicta
31035	1961-1961		BATTERY CABLE, neg., LeSabre
31005	1962-1962		BATTERY CABLE, neg., Electra
31005	1962-1962		BATTERY CABLE, neg., Invicta
31005	1962-1962		BATTERY CABLE, neg., LeSabre
31910	1963-1963		BATTERY CABLE, neg., Wildcat, 425 c.i.
04520	1964-1964		BATTERY CABLE, neg., LeSabre (except wagon)
05460	1965-1965		BATTERY CABLE, neg., LeSabre
05340	1966-1966		BATTERY CABLE, neg., Electra
05340	1966-1966		BATTERY CABLE, neg., LeSabre
05340	1966-1966		BATTERY CABLE, neg., Wildcat

BATTERY CABLES - POSITIVE

31895	1953-1953		BATTERY CABLE, pos., battery to junction block
-------	-----------	--	--

PART #	YEARS	DATE CODE	DESCRIPTION
26870	1962-1962		BATTERY CABLE, pos., junction block to starter, LeSabre, Invicta, Electra
31940	1963-1963		BATTERY CABLE, pos., junction block to starter, all
04205	1964-1964		BATTERY CABLE, pos., battery to junction block, Electra, without H.D. cooling
04205	1964-1964		BATTERY CABLE, pos., battery to junction block, Wildcat, without H.D. cooling
32280	1964-1964		BATTERY CABLE, pos., junction block to starter, Electra
32280	1964-1964		BATTERY CABLE, pos., junction block to starter, LeSabre
31870	1965-1965		BATTERY CABLE, pos., battery to junction block, Electra
31870	1965-1965		BATTERY CABLE, pos., battery to junction block, Wildcat
31930	1965-1966		BATTERY CABLE, pos., junction block to starter, Electra
31930	1965-1966		BATTERY CABLE, pos., junction block to starter, Wildcat
23665	1965-1966		BATTERY CABLE, pos., LeSabre
31890	1966-1966		BATTERY CABLE, pos., Electra
31890	1966-1966		BATTERY CABLE, pos., Wildcat

3 - Spark Plugs

ORIGINAL SPARK PLUG WIRE SETS - DATE CODED

3322-611	1961-1961	1-Q-61	SPARK PLUG WIRE SET, V8, all
3330-613	1962-1962	3-Q-61	SPARK PLUG WIRE SET, V8, all
3330-621	1962-1962	1-Q-62	SPARK PLUG WIRE SET, V8, all
3330-623	1963-1963	3-Q-62	SPARK PLUG WIRE SET, V8, all
3330-631	1963-1963	1-Q-63	SPARK PLUG WIRE SET, V8, all
3334-633	1964-1964	3-Q-63	SPARK PLUG WIRE SET, V8, all 300 c.i.
3334-641	1964-1964	1-Q-64	SPARK PLUG WIRE SET, V8, all 300 c.i.
3330-633	1964-1964	3-Q-63	SPARK PLUG WIRE SET, V8, all 401 & 425 c.i.
3330-641	1964-1964	1-Q-64	SPARK PLUG WIRE SET, V8, all 401 & 425 c.i.
3334-643	1965-1965	3-Q-64	SPARK PLUG WIRE SET, V8, all 300 c.i.
3334-651	1965-1965	1-Q-65	SPARK PLUG WIRE SET, V8, all 300 c.i.
3330-643	1965-1965	3-Q-64	SPARK PLUG WIRE SET, V8, all 401 & 425 c.i.
3330-651	1965-1965	1-Q-65	SPARK PLUG WIRE SET, V8, all 401 & 425 c.i.
3334-653	1966-1966	3-Q-65	SPARK PLUG WIRE SET, V8, all 340 c.i.
3334-661	1966-1966	1-Q-66	SPARK PLUG WIRE SET, V8, all 340 c.i.
3330-653	1966-1966	3-Q-65	SPARK PLUG WIRE SET, V8, all 401 & 425 c.i.
3330-661	1966-1966	1-Q-66	SPARK PLUG WIRE SET, V8, all 401 & 425 c.i.
3338-663	1967-1967	3-Q-66	SPARK PLUG WIRE SET, V8, all 350 c.i.
3338-671	1967-1967	1-Q-67	SPARK PLUG WIRE SET, V8, all 350 c.i.
3342-663	1967-1967	3-Q-66	SPARK PLUG WIRE SET, V8, all 430 c.i.
3342-671	1967-1967	1-Q-67	SPARK PLUG WIRE SET, V8, all 430 c.i.
3338-673	1968-1968	3-Q-67	SPARK PLUG WIRE SET, V8, all 350 c.i.
3338-681	1968-1968	1-Q-68	SPARK PLUG WIRE SET, V8, all 350 c.i.
3342-673	1968-1968	3-Q-67	SPARK PLUG WIRE SET, V8, all 430 c.i.
3342-681	1968-1968	1-Q-68	SPARK PLUG WIRE SET, V8, all 430 c.i.
3338-683	1969-1969	3-Q-68	SPARK PLUG WIRE SET, V8, all 350 c.i.
3338-691	1969-1969	1-Q-69	SPARK PLUG WIRE SET, V8, all 350 c.i.
3342-683	1969-1969	3-Q-68	SPARK PLUG WIRE SET, V8, all 455 c.i.
3342-691	1969-1969	1-Q-69	SPARK PLUG WIRE SET, V8, all 455 c.i.
3338-693	1970-1970	3-Q-69	SPARK PLUG WIRE SET, V8, all 350 c.i.
3338-701	1970-1970	1-Q-70	SPARK PLUG WIRE SET, V8, all 350 c.i.
3342-693	1970-1970	3-Q-69	SPARK PLUG WIRE SET, V8, all 455 c.i.
3342-701	1970-1970	1-Q-70	SPARK PLUG WIRE SET, V8, all 455 c.i.
3338-703	1971-1971	3-Q-70	SPARK PLUG WIRE SET, V8, all 350 c.i.
3338-711	1971-1971	1-Q-71	SPARK PLUG WIRE SET, V8, all 350 c.i.
3342-703	1971-1971	3-Q-70	SPARK PLUG WIRE SET, V8, all 455 c.i.
3342-711	1971-1971	1-Q-71	SPARK PLUG WIRE SET, V8, all 455 c.i.

PART #	YEARS	DATE CODE	DESCRIPTION
3340-713	1972-1972	3-Q-71	SPARK PLUG WIRE SET, V8, all 350 c.i.
3340-721	1972-1972	1-Q-72	SPARK PLUG WIRE SET, V8, all 350 c.i.
3344-713	1972-1972	3-Q-71	SPARK PLUG WIRE SET, V8, all 455 c.i.
3344-721	1972-1972	1-Q-72	SPARK PLUG WIRE SET, V8, all 455 c.i.
3340-723	1973-1973	3-Q-72	SPARK PLUG WIRE SET, V8, all 350 c.i.
3340-731	1973-1973	1-Q-73	SPARK PLUG WIRE SET, V8, all 350 c.i.
3344-723	1973-1973	3-Q-72	SPARK PLUG WIRE SET, V8, all 455 c.i.
3344-731	1973-1973	1-Q-73	SPARK PLUG WIRE SET, V8, all 455 c.i.
3340-733	1974-1974	3-Q-73	SPARK PLUG WIRE SET, V8, all 350 c.i. except H.E.I.
3340-741	1974-1974	1-Q-74	SPARK PLUG WIRE SET, V8, all 350 c.i. except H.E.I.
3344-733	1974-1974	3-Q-73	SPARK PLUG WIRE SET, V8, all 455 c.i. except H.E.I.
3344-741	1974-1974	1-Q-74	SPARK PLUG WIRE SET, V8, all 455 c.i. except H.E.I.

ORIGINAL SPARK PLUG WIRE SETS - NOT DATE CODED

3310-000	1936-1953	NOT	SPARK PLUG WIRE SET, straight 8, all
3314-000	1953-1956	NOT	SPARK PLUG WIRE SET, V8, all
3318-000	1957-1958	NOT	SPARK PLUG WIRE SET, V8, all
3322-000	1959-1961	NOT	SPARK PLUG WIRE SET, V8, all

4 - Switches & Parts

CIRCUIT BREAKERS

04849850	1962-1964	CIRCUIT BREAKER, 40 amp for p/windows, p/seats, p/tailgate or p/top
----------	-----------	---

HEADLIGHT SETS T-3 SEALED BEAM

SB6871S	1968-1971	SEALED BEAM HEADLIGHT SET, GUIDE 12V "T3" style, for dual beam headlight setup Note: Set contains 2 hi/low beam and 2 hi beam headlights
---------	-----------	--

TURN SIGNAL SWITCHES

05698897	1967-1968	TURN SIGNAL SWITCH, all with column shift auto. trans., with and without tilt, "DELCO-GUIDE" type Note: Emergency flasher actuator hole in outer collar has a "D" shape
07800482	1967-1968	TURN SIGNAL SWITCH, all, with column shift auto. trans., with and without tilt, (except tilt and telescopic), without cornering lamps, "DELCO-GUIDE" type Note: Emergency flasher actuator hole in outer collar is round

6 - Harness Repair

VARIOUS HARNESS REPAIR ITEMS

R0067108	HARNESS TAPE, 1.25" vinyl, (100 ft. roll), non-adhesive
PM485-007	HARNESS TAPE, black, 1.25" cloth adhesive, (100 ft. roll)
PM451-001	LOOM .133" I.D. asphalt, (sold by the foot)
34620	TEMPERATURE SENDER UNIT WIRE REPAIR KIT, single wire

PART #	YEARS	DATE CODE	DESCRIPTION
--------	-------	-----------	-------------

1 - Wiring Harnesses

ASSEMBLY MANUALS

42301 1969-1969 FACTORY ASSEMBLY MANUAL, containing detailed assembly and part information

2 - Battery Cables

BATTERY CABLES - NEGATIVE / GROUND

31915 1963-1963 BATTERY CABLE, neg.

05340 1966-1966 BATTERY CABLE, neg.

BATTERY CABLES - POSITIVE

31940 1963-1963 BATTERY CABLE, pos., junction block to starter, all

31920 1963-1965 BATTERY CABLE, pos., battery to junction block

32280 1964-1965 BATTERY CABLE, pos., junction block to starter

31890 1966-1966 BATTERY CABLE, pos.

31930 1966-1966 BATTERY CABLE, pos., junction block to starter

3 - Spark Plugs

ORIGINAL SPARK PLUG WIRE SETS - DATE CODED

3330-623 1963-1963 3-Q-62 SPARK PLUG WIRE SET, V8, all

3330-631 1963-1963 1-Q-63 SPARK PLUG WIRE SET, V8, all

3330-633 1964-1964 3-Q-63 SPARK PLUG WIRE SET, V8, all

3330-641 1964-1964 1-Q-64 SPARK PLUG WIRE SET, V8, all

3330-643 1965-1965 3-Q-64 SPARK PLUG WIRE SET, V8, all

3330-651 1965-1965 1-Q-65 SPARK PLUG WIRE SET, V8, all

3330-653 1966-1966 3-Q-65 SPARK PLUG WIRE SET, V8, all

3330-661 1966-1966 1-Q-66 SPARK PLUG WIRE SET, V8, all

3342-663 1967-1967 3-Q-66 SPARK PLUG WIRE SET, V8, all

3342-671 1967-1967 1-Q-67 SPARK PLUG WIRE SET, V8, all

3342-673 1968-1968 3-Q-67 SPARK PLUG WIRE SET, V8, all

3342-681 1968-1968 1-Q-68 SPARK PLUG WIRE SET, V8, all

3342-683 1969-1969 3-Q-68 SPARK PLUG WIRE SET, V8, all

3342-691 1969-1969 1-Q-69 SPARK PLUG WIRE SET, V8, all

3342-693 1970-1970 3-Q-69 SPARK PLUG WIRE SET, V8, all

3342-701 1970-1970 1-Q-70 SPARK PLUG WIRE SET, V8, all

3342-703 1971-1971 3-Q-70 SPARK PLUG WIRE SET, V8, all

3342-711 1971-1971 1-Q-71 SPARK PLUG WIRE SET, V8, all

3344-713 1972-1972 3-Q-71 SPARK PLUG WIRE SET, V8, all

3344-721 1972-1972 1-Q-72 SPARK PLUG WIRE SET, V8, all

3344-723 1973-1973 3-Q-72 SPARK PLUG WIRE SET, V8, all

3344-731 1973-1973 1-Q-73 SPARK PLUG WIRE SET, V8, all

3344-733 1974-1974 3-Q-73 SPARK PLUG WIRE SET, V8, all except H.E.I.

3344-741 1974-1974 1-Q-74 SPARK PLUG WIRE SET, V8, all except H.E.I.

4 - Switches & Parts

CIRCUIT BREAKERS

04849850 1963-1965 CIRCUIT BREAKER, 40 amp for p/windows or p/seats

TEMPERATURE SENDING SWITCHES

06402383 1966-1968 TEMPERATURE SENDING UNIT, all, with gauge

TURN SIGNAL SWITCHES

07800482 1967-1968 TURN SIGNAL SWITCH, all, with column shift auto. trans., with and without tilt, (except tilt and telescopic), without cornering lamps, "DELCO-GUIDE" type

Note: Emergency flasher actuator hole in outer collar is round

PART #	YEARS	DATE CODE	DESCRIPTION
--------	-------	-----------	-------------

1 - Wiring Harnesses

AIR CONDITIONING HARNESSSES

35958	1964-1965		AIR CONDITIONING HARNESS
35871	1966-1967		AIR CONDITIONING HARNESS
35942	1968-1968		AIR CONDITIONING HARNESS
35872	1968-1968		AIR CONDITIONING JUMPER WIRE (A/C extention to blower motor)
32310	1969-1972		AIR CONDITIONING HARNESS

ALTERNATOR CONVERSION KITS

37787	1964-1972		ALTERNATOR CONVERSION KIT, external regulator to internal "CS" alternator Note: This is a plug-in conversion that can be used with 1986 and later "CS" series alternators
27555	1964-1972		ALTERNATOR CONVERSION KIT, external regulator to internal "SI" alternator Note: This is a plug-in conversion that can be used with 1985 and earlier "SI" series alternators

ASSEMBLY MANUALS

36361	1963-1963		FACTORY ASSEMBLY MANUAL, containing detailed assembly and part information
36362	1964-1964		FACTORY ASSEMBLY MANUAL, containing detailed assembly and part information
36363	1968-1968		FACTORY ASSEMBLY MANUAL, containing detailed assembly and part information
36364	1969-1969		FACTORY ASSEMBLY MANUAL, containing detailed assembly and part information
36365	1970-1970		FACTORY ASSEMBLY MANUAL, containing detailed assembly and part information
36366	1971-1971		FACTORY ASSEMBLY MANUAL, containing detailed assembly and part information
36367	1972-1972		FACTORY ASSEMBLY MANUAL, containing detailed assembly and part information

COURTESY LIGHT HARNESSSES

07135	1964-1964		COURTESY LIGHT HARNESS, rear header courtesy light
06890	1964-1964		COURTESY LIGHT HARNESS, Skylark coupe, with dual rear sail panel lights
07710	1965-1967		COURTESY LIGHT HARNESS, with dual rear sail panel lights

DASH / INSTRUMENT PANEL HARNESSSES

04500	1964-1964		DASH HARNESS, Note: Customer must supply original fuse box
06165	1965-1965		DASH HARNESS, column shift auto. trans. or floor shift manual trans. Note: Customer must supply original fuse box
06225	1965-1965		DASH HARNESS, console shift auto. trans. Note: Customer must supply original fuse box
06090	1965-1965		DASH HARNESS, console shift manual trans. Note: Customer must supply original fuse box
10225	1966-1966		DASH HARNESS, column shift auto. trans. or floor shift manual trans. Note: Customer must supply original fuse box
10270	1966-1966		DASH HARNESS, console shift auto. trans. Note: Customer must supply original fuse box
10275	1966-1966		DASH HARNESS, console shift manual trans. Note: Customer must supply original fuse box
11140	1967-1967		DASH HARNESS, column shift auto. trans. or floor shift manual trans. w/o console Note: Customer must supply original fuse box
11145	1967-1967		DASH HARNESS, console shift auto. trans. Note: Customer must supply original fuse box
11150	1967-1967		DASH HARNESS, console shift manual trans. Note: Customer must supply original fuse box
12130	1968-1968		DASH HARNESS, column shift auto. or all manual trans.
12135	1968-1968		DASH HARNESS, console shift
12725	1969-1969		DASH HARNESS, column shift auto. or all manual trans.
12730	1969-1969		DASH HARNESS, console shift
19170	1970-1970		DASH HARNESS, column shift auto. or all manual trans., with gauges
13715	1970-1970		DASH HARNESS, column shift auto. or all manual trans., with warning lights
19175	1970-1970		DASH HARNESS, console shift, with gauges
15740	1970-1970		DASH HARNESS, console shift, with warning lights
15945	1971-1971		DASH HARNESS, with gauges
19180	1971-1971		DASH HARNESS, with warning lights

PART #	YEARS	DATE CODE	DESCRIPTION
15945	1972-1972		DASH HARNESS, with gauges, without seat belt warning
18290	1972-1972		DASH HARNESS, with warning lights and seat belt warning
19180	1972-1972		DASH HARNESS, with warning lights, without seat belt warning
DOMELIGHT HARNESSES			
06880	1964-1964		DOMELIGHT HARNESS, Skylark and Special 4 door sedan
06885	1964-1964		DOMELIGHT HARNESS, Special 2 door sedan, center roof mounted dome light
07575	1965-1965		DOMELIGHT HARNESS, Skylark and Special 4 door sedan
07580	1965-1965		DOMELIGHT HARNESS, Skylark and Special coupes
40738	1971-1972		DOMELIGHT HARNESS, dome and reading lamp jumper harness, all except convertible
ENGINE / STARTER HARNESSES			
04505	1964-1964		ENGINE HARNESS, V6
04510	1964-1964		ENGINE HARNESS, V8
06180	1965-1965		ENGINE HARNESS, V6
05940	1965-1965		ENGINE HARNESS, V8, 300 c.i.
06100	1965-1965		ENGINE HARNESS, V8, 400 c.i., Gran Sport
09470	1966-1966		ENGINE HARNESS, V6
09475	1966-1966		ENGINE HARNESS, V8, 300-340 c.i.
09480	1966-1966		ENGINE HARNESS, V8, 400 c.i., Gran Sport
10695	1967-1967		ENGINE HARNESS, V6
19130	1967-1967		ENGINE HARNESS, V8, 300-340 c.i.
11325	1967-1967		ENGINE HARNESS, V8, 400 c.i., Gran Sport
12145	1968-1968		ENGINE HARNESS, V8, 400 c.i., Gran Sport
12630	1968-1968		ENGINE HARNESS, L6
12140	1968-1968		ENGINE HARNESS, V8, 350 c.i.
12735	1969-1969		ENGINE HARNESS, L6
13465	1969-1969		ENGINE HARNESS, L6, with A/C
12740	1969-1969		ENGINE HARNESS, V8, 350 c.i.
13470	1969-1969		ENGINE HARNESS, V8, 350 c.i., with A/C
12745	1969-1969		ENGINE HARNESS, V8, 400 c.i.
13475	1969-1969		ENGINE HARNESS, V8, 400 c.i., with A/C
13750	1970-1970		ENGINE HARNESS, L6, auto. trans., with A/C
13725	1970-1970		ENGINE HARNESS, L6, auto. trans., without A/C
13720	1970-1970		ENGINE HARNESS, L6, manual trans., with A/C
36259	1970-1970		ENGINE HARNESS, L6, manual trans., without A/C
13730	1970-1970		ENGINE HARNESS, V8, auto. trans., 350 c.i., with A/C
34970	1970-1970		ENGINE HARNESS, V8, auto. trans., 350 c.i., without A/C
13745	1970-1970		ENGINE HARNESS, V8, auto. trans., 400-455 c.i., with A/C
13740	1970-1970		ENGINE HARNESS, V8, auto. trans., 400-455 c.i., without A/C
13735	1970-1970		ENGINE HARNESS, V8, manual trans., 350, 400-455 c.i., with AC
36256	1970-1970		ENGINE HARNESS, V8, manual trans., 350, 400-455 c.i., without A/C
15940	1971-1971		ENGINE HARNESS, L6
33010	1971-1971		ENGINE HARNESS, V8, 350 c.i.
33015	1971-1971		ENGINE HARNESS, V8, 350 c.i., with A/C
19135	1971-1971		ENGINE HARNESS, V8, 455 c.i.
33005	1971-1971		ENGINE HARNESS, V8, 455 c.i., with A/C
32095	1972-1972		ENGINE HARNESS, L6
32100	1972-1972		ENGINE HARNESS, V8, 350 c.i.
32105	1972-1972		ENGINE HARNESS, V8, 350 c.i., with A/C
32110	1972-1972		ENGINE HARNESS, V8, 455 c.i.
32115	1972-1972		ENGINE HARNESS, V8, 455 c.i., with A/C
ENGINE ALTERNATOR CONVERSION KITS			

PART #	YEARS	DATE CODE	DESCRIPTION
27555	1964-1972		ALTERNATOR CONVERSION KIT, external regulator to internal "SI" alternator Note: This is a plug-in conversion that can be used with 1985 and earlier "SI" series alternators
37787	1964-1972		ALTERNATOR CONVERSION KIT, external regulator to internal "CS" alternator Note: This is a plug-in conversion that can be used with 1986 and later "CS" series alternators
FRONT LIGHT HARNESSES			
04515	1964-1964		FRONT LIGHT HARNESS, auto. trans.
05760	1964-1964		FRONT LIGHT HARNESS, manual trans.
06125	1965-1965		FRONT LIGHT HARNESS, all, manual trans., w/ 225 V6 or 300 V8 eng., except Gran Sport
05945	1965-1965		FRONT LIGHT HARNESS, auto. trans.
06095	1965-1965		FRONT LIGHT HARNESS, Gran Sport
05950	1965-1965		FRONT LIGHT HARNESS, manual trans.
18488	1966-1966		FRONT LIGHT HARNESS, Gran Sport
09960	1966-1966		FRONT LIGHT HARNESS, with tachometer
35770	1966-1966		FRONT LIGHT HARNESS, without tachometer
11210	1967-1967		FRONT LIGHT HARNESS
12150	1968-1968		FRONT LIGHT HARNESS
12750	1969-1969		FRONT LIGHT HARNESS
13755	1970-1970		FRONT LIGHT HARNESS
15905	1971-1972		FRONT LIGHT HARNESS
IDLE STOP SOLENOID CONTROL WIRES			
38695	1971-1971		IDLE STOP SOLENOID CONTROL WIRE, all auto. trans.
31825	1972-1972		IDLE STOP SOLENOID CONTROL HARNESS, V8
MAP LIGHT HARNESSES			
CH15236	1971-1972		MIRROR MAP LIGHT HARNESS, various
POWER ACCESSORY LEAD WIRES			
06565	1963-1963		POWER FEED WIRE, junction block to circuit breaker
06940	1964-1964		POWER ACCESSORY FEED WIRE, power seat, circuit breaker to 4-way bench seat adjuster control
POWER DOOR LOCK HARNESS			
CH04453	1970-1972		POWER LOCK HARNESS, driver side door, 2 door hardtop and convertible models
POWER SEAT HARNESSES			
06945	1964-1964		POWER SEAT HARNESS, 4-way bench
07600	1965-1965		POWER SEAT HARNESS, 4-way bucket, driver's side
07595	1965-1967		POWER SEAT HARNESS, 4 way bench
POWER TOP HARNESSES			
41364	1965-1967		POWER CONVERTIBLE TOP HARNESS, switch to power top harness
POWER WINDOW HARNESSES			
*INFO_18			Note: SOME POWER WINDOW HARNESSES WILL REQUIRE REUSE OF A CUSTOMER'S ORIGINAL HARNESS CONNECTORS
06670	1963-1963		POWER WINDOW HARNESS, Skylark 2 door coupe, left rear quarter window
06665	1963-1963		POWER WINDOW HARNESS, Skylark 2 door coupe, right rear quarter window
06690	1963-1963		POWER WINDOW HARNESS, Skylark convertible, left rear quarter window
06685	1963-1963		POWER WINDOW HARNESS, Skylark convertible, right rear quarter window
06965	1964-1964		POWER WINDOW CROSSOVER HARNESS, from (LH) or (RH) front window harness
06990	1964-1964		POWER WINDOW HARNESS, coupe, quarter window, (2 required per car)
06960	1964-1964		POWER WINDOW HARNESS, driver's side door
06955	1964-1964		POWER WINDOW HARNESS, passenger side door
06995	1964-1964		POWER WINDOW HARNESS, quarter window, convertible, (2 required per car)
07005	1964-1964		POWER WINDOW MOTOR EXTENSION, convertible, quarter window harness to motor, (2 required per car)
07170	1964-1964		POWER WINDOW MOTOR EXTENSION, coupe, qtr. window harness to motor, (2 required per car)
07610	1965-1965		POWER WINDOW HARNESS, driver's side door
07605	1965-1965		POWER WINDOW HARNESS, passenger side door
08200	1965-1966		POWER WINDOW CROSSOVER HARNESS, from LH to RH front window harness

PART #	YEARS	DATE CODE	DESCRIPTION
07640	1965-1966		POWER WINDOW HARNESS, quarter window, Skylark coupes, (2 required per car)
07695	1965-1967		POWER WINDOW HARNESS, quarter window, Skylark convertible, (2 required per car)
07660	1965-1967		POWER WINDOW MOTOR EXTENSION, convertible, quarter window harness to motor, (2 required per car)
07655	1965-1967		POWER WINDOW MOTOR EXTENSION, coupe, quarter window harness to motor, (2 required per car)
08260	1966-1967		POWER WINDOW HARNESS, driver side door
27310	1966-1967		POWER WINDOW HARNESS, passenger's side door
31135	1968-1968		POWER WINDOW HARNESS, driver side door
14165	1968-1968		POWER WINDOW HARNESS, passenger side door
14405	1968-1969		POWER WINDOW HARNESS, quarter windows and intermediate body
39470	1969-1969		POWER WINDOW HARNESS, driver side door, all, 2 door
37817	1969-1969		POWER WINDOW HARNESS, passenger side door, 2 door
31140	1970-1971		POWER WINDOW HARNESS, driver side door, all, 2 door
14505	1970-1972		POWER WINDOW HARNESS, 2 door, left and right quarter windows
14470	1970-1972		POWER WINDOW HARNESS, passenger side door, 2 door
39471	1972-1972		POWER WINDOW HARNESS, driver side door, all, 2 door

POWER WINDOW SWITCH PIGTAIL

36048	1964-1972		POWER WINDOW SWITCH PIGTAIL WIRES, for single power window switch connector
-------	-----------	--	---

REAR BODY HARNESSES

19070	1964-1964		REAR BODY HARNESS, rear, Skylark 2 door coupe
19070	1964-1964		REAR BODY HARNESS, rear, Skylark 4 door sedan
19080	1964-1964		REAR BODY HARNESS, rear, Skylark convertible
19070	1964-1964		REAR BODY HARNESS, rear, Special 2 door sedan
19070	1964-1964		REAR BODY HARNESS, rear, Special 4 door sedan
19075	1964-1964		REAR BODY HARNESS, rear, Special convertible
07725	1965-1965		REAR BODY HARNESS, rear, Skylark convertible
07930	1965-1965		REAR BODY HARNESS, rear, Skylark hardtops
07720	1965-1965		REAR BODY HARNESS, rear, Special convertible
07730	1965-1965		REAR BODY HARNESS, rear, Special hardtops
19085	1966-1966		REAR BODY HARNESS, rear, all hardtops
19095	1966-1966		REAR BODY HARNESS, rear, Skylark convertible
19090	1966-1966		REAR BODY HARNESS, rear, Special convertible
13910	1967-1967		REAR BODY HARNESS, rear, all hardtops
13920	1967-1967		REAR BODY HARNESS, rear, Skylark convertible
13915	1967-1967		REAR BODY HARNESS, rear, Special convertible
19105	1968-1968		REAR BODY HARNESS, intermediate, all 2 door hardtops
19110	1968-1968		REAR BODY HARNESS, intermediate, convertible
19100	1968-1968		REAR BODY HARNESS, rear panel
19120	1969-1969		REAR BODY HARNESS, intermediate, all 2 door hardtops
19120	1969-1969		REAR BODY HARNESS, intermediate, all 4 door hardtops
19125	1969-1969		REAR BODY HARNESS, intermediate, convertible
19115	1969-1969		REAR BODY HARNESS, rear panel
18470	1970-1971		REAR BODY HARNESS, rear panel
18865	1970-1972		REAR BODY HARNESS, intermediate, convertible
18860	1970-1972		REAR BODY HARNESS, intermediate, coupe
32300	1972-1972		REAR BODY HARNESS, rear panel

SPEAKER HARNESSES

07705	1965-1966		SPEAKER WIRE, single rear seat speaker, all 2 and 4 door
-------	-----------	--	--

STEERING COLUMN ADAPTER HARNESSES

37542	1964-1966		STEERING COLUMN ADAPTER HARNESS, for 1969-1976 GM column to stock dash Note: Adapts horn, directionals, hazard flasher to stock 8 pin T/L dash connector
37009	1964-1966		STEERING COLUMN ADAPTER HARNESS, for 1977 and later GM column to stock 1964-66 dash Note: Adapts horn, directionals, hazard flasher to stock 8 pin T/L dash connector

PART #	YEARS	DATE CODE	DESCRIPTION
--------	-------	-----------	-------------

36882	1967-1968		STEERING COLUMN ADAPTER HARNESS, for 1969-1976 GM column to stock dash Note: Adapts horn, directionals, hazard flasher to stock 9 pin T/L dash connector
-------	-----------	--	--

38127	1967-1968		STEERING COLUMN ADAPTER HARNESS, for 1977 and later GM column to stock dash Note: Adapts horn, directionals, hazard flasher to stock 9 pin T/L dash connector
-------	-----------	--	---

TACHOMETER HARNESSES

28990	1968-1969		TACHOMETER HARNESS, tachometer extension to tachometer
-------	-----------	--	--

28985	1968-1972		TACHOMETER EXTENSION WIRE, coil to dash
-------	-----------	--	---

PL88170	1970-1972		TACHOMETER HARNESS, hood mounted tachometer
---------	-----------	--	---

TILT COLUMN ADAPTER HARNESSES

05200	1964-1966		TILT COLUMN ADAPTER HARNESS, blinker switch adapter
-------	-----------	--	---

TRANSMISSION HARNESSES

20455	1970-1970		CLUTCH START SWITCH JUMPER
-------	-----------	--	----------------------------

2 - Battery Cables

BATTERY CABLES - NEGATIVE / GROUND

03260	1961-1961		BATTERY CABLE, neg., without secondary ground wire
-------	-----------	--	--

03940	1961-1962		BATTERY CABLE, neg., with secondary ground wire
-------	-----------	--	---

04210	1963-1963		BATTERY CABLE, neg.
-------	-----------	--	---------------------

04535	1964-1964		BATTERY CABLE, neg., V8
-------	-----------	--	-------------------------

05350	1964-1967		BATTERY CABLE, neg., V6
-------	-----------	--	-------------------------

05350	1965-1966		BATTERY CABLE, neg., V8, except Gran Sport
-------	-----------	--	--

05340	1966-1966		BATTERY CABLE, neg., V8, Gran Sport
-------	-----------	--	-------------------------------------

04535	1967-1967		BATTERY CABLE, neg., V8, except Gran Sport
-------	-----------	--	--

09815	1967-1967		BATTERY CABLE, neg., V8, Gran Sport
-------	-----------	--	-------------------------------------

04535	1968-1968		BATTERY CABLE, neg., V8, 350 c.i.
-------	-----------	--	-----------------------------------

04445	1968-1969		BATTERY CABLE, neg., 6 cyl.
-------	-----------	--	-----------------------------

09815	1968-1969		BATTERY CABLE, neg., V8, 400 c.i.
-------	-----------	--	-----------------------------------

23650	1969-1969		BATTERY CABLE, neg., V8, 350 c.i.
-------	-----------	--	-----------------------------------

14645	1970-1971		BATTERY CABLE, neg., 6 cyl.
-------	-----------	--	-----------------------------

14650	1970-1971		BATTERY CABLE, neg., V8, 350 c.i.
-------	-----------	--	-----------------------------------

14655	1970-1971		BATTERY CABLE, neg., V8, 455 c.i.
-------	-----------	--	-----------------------------------

39497	1972-1972		BATTERY CABLE, neg., V8, 455 c.i.
-------	-----------	--	-----------------------------------

BATTERY CABLES - POSITIVE

21690	1961-1961		BATTERY CABLE, pos., junction block to starter
-------	-----------	--	--

34715	1961-1962		BATTERY CABLE, pos., battery to junction block
-------	-----------	--	--

31935	1962-1963		BATTERY CABLE, pos., junction block to starter
-------	-----------	--	--

26875	1963-1963		BATTERY CABLE, pos., battery to junction block
-------	-----------	--	--

05435	1964-1964		BATTERY CABLE, pos., V6 and V8
-------	-----------	--	--------------------------------

23710	1965-1965		BATTERY CABLE, pos., V8, Gran Sport
-------	-----------	--	-------------------------------------

10525	1965-1966		BATTERY CABLE, pos., junction block to starter, Gran Sport
-------	-----------	--	--

09890	1965-1966		BATTERY CABLE, pos., V8, except Gran Sport
-------	-----------	--	--

23665	1965-1967		BATTERY CABLE, pos., V6
-------	-----------	--	-------------------------

23705	1966-1966		BATTERY CABLE, pos., V8, Gran Sport
-------	-----------	--	-------------------------------------

23665	1967-1967		BATTERY CABLE, pos., V8, 300-340 c.i., except Gran Sport
-------	-----------	--	--

10370	1967-1968		BATTERY CABLE, pos., V8, 400 c.i. and Gran Sport, with mounting block and bracket
-------	-----------	--	---

09910	1968-1968		BATTERY CABLE, pos., V8, 350 c.i.
-------	-----------	--	-----------------------------------

09905	1968-1971		BATTERY CABLE, pos., 6 cyl.
-------	-----------	--	-----------------------------

23660	1969-1969		BATTERY CABLE, pos., V8, 350 c.i.
-------	-----------	--	-----------------------------------

13300	1969-1969		BATTERY CABLE, pos., V8, 400 c.i., and Gran Sport, with mounting block and bracket
-------	-----------	--	--

14610	1970-1971		BATTERY CABLE, pos., V8, 350 c.i.
-------	-----------	--	-----------------------------------

13300	1970-1971		BATTERY CABLE, pos., V8, 455 c.i., with mounting block and bracket
-------	-----------	--	--

39496	1972-1972		BATTERY CABLE, pos., V8, 455 c.i., with mounting block and bracket
-------	-----------	--	--

3 - Spark Plugs

PART #	YEARS	DATE CODE	DESCRIPTION
ORIGINAL SPARK PLUG WIRE SETS - DATE CODED			
3324-611	1961-1961	1-Q-61	SPARK PLUG WIRE SET, V8, all 2 barrel carb.
3326-611	1961-1961	1-Q-61	SPARK PLUG WIRE SET, V8, all 4 barrel carb.
3210-613	1962-1962	3-Q-61	SPARK PLUG WIRE SET, V6, all
3210-621	1962-1962	1-Q-62	SPARK PLUG WIRE SET, V6, all
3324-613	1962-1962	3-Q-61	SPARK PLUG WIRE SET, V8, all 2 barrel carb.
3324-621	1962-1962	1-Q-62	SPARK PLUG WIRE SET, V8, all 2 barrel carb.
3326-613	1962-1962	3-Q-61	SPARK PLUG WIRE SET, V8, all 4 barrel carb.
3326-621	1962-1962	1-Q-62	SPARK PLUG WIRE SET, V8, all 4 barrel carb.
3210-623	1963-1963	3-Q-62	SPARK PLUG WIRE SET, V6, all
3210-631	1963-1963	1-Q-63	SPARK PLUG WIRE SET, V6, all
3324-623	1963-1963	3-Q-62	SPARK PLUG WIRE SET, V8, all 2 barrel carb.
3324-631	1963-1963	1-Q-63	SPARK PLUG WIRE SET, V8, all 2 barrel carb.
3326-623	1963-1963	3-Q-62	SPARK PLUG WIRE SET, V8, all 4 barrel carb.
3326-631	1963-1963	1-Q-63	SPARK PLUG WIRE SET, V8, all 4 barrel carb.
4012-633	1964-1964	3-Q-63	SPARK PLUG WIRE SET, V6, all
4012-641	1964-1964	1-Q-64	SPARK PLUG WIRE SET, V6, all
3334-633	1964-1964	3-Q-63	SPARK PLUG WIRE SET, V8, all
3334-641	1964-1964	1-Q-64	SPARK PLUG WIRE SET, V8, all
4012-643	1965-1965	3-Q-64	SPARK PLUG WIRE SET, V6, all
4012-651	1965-1965	1-Q-65	SPARK PLUG WIRE SET, V6, all
3334-643	1965-1965	3-Q-64	SPARK PLUG WIRE SET, V8, all 300 c.i.
3334-651	1965-1965	1-Q-65	SPARK PLUG WIRE SET, V8, all 300 c.i.
3330-643	1965-1965	3-Q-64	SPARK PLUG WIRE SET, V8, all 400 c.i.
3330-651	1965-1965	1-Q-65	SPARK PLUG WIRE SET, V8, all 400 c.i.
4012-653	1966-1966	3-Q-65	SPARK PLUG WIRE SET, V6, all
4012-661	1966-1966	1-Q-66	SPARK PLUG WIRE SET, V6, all
3334-653	1966-1966	3-Q-65	SPARK PLUG WIRE SET, V8, all 300 & 340 c.i.
3334-661	1966-1966	1-Q-66	SPARK PLUG WIRE SET, V8, all 300 & 340 c.i.
3330-653	1966-1966	3-Q-65	SPARK PLUG WIRE SET, V8, all 400 c.i.
3330-661	1966-1966	1-Q-66	SPARK PLUG WIRE SET, V8, all 400 c.i.
4012-663	1967-1967	3-Q-66	SPARK PLUG WIRE SET, V6, all
4012-671	1967-1967	1-Q-67	SPARK PLUG WIRE SET, V6, all
3338-663	1967-1967	3-Q-66	SPARK PLUG WIRE SET, V8, all 300 & 340 c.i.
3338-671	1967-1967	1-Q-67	SPARK PLUG WIRE SET, V8, all 300 & 340 c.i.
3342-663	1967-1967	3-Q-66	SPARK PLUG WIRE SET, V8, all 400 c.i.
3342-671	1967-1967	1-Q-67	SPARK PLUG WIRE SET, V8, all 400 c.i.
1018-673	1968-1968	3-Q-67	SPARK PLUG WIRE SET, L6, all with A/C
1018-681	1968-1968	1-Q-68	SPARK PLUG WIRE SET, L6, all with A/C
1016-673	1968-1968	3-Q-67	SPARK PLUG WIRE SET, L6, all without A/C
1016-681	1968-1968	1-Q-68	SPARK PLUG WIRE SET, L6, all without A/C
3338-673	1968-1968	3-Q-67	SPARK PLUG WIRE SET, V8, all 300 & 340 c.i.
3338-681	1968-1968	1-Q-68	SPARK PLUG WIRE SET, V8, all 300 & 340 c.i.
3342-673	1968-1968	3-Q-67	SPARK PLUG WIRE SET, V8, all 400 c.i.
3342-681	1968-1968	1-Q-68	SPARK PLUG WIRE SET, V8, all 400 c.i.
1018-683	1969-1969	3-Q-68	SPARK PLUG WIRE SET, L6, all with A/C
1018-691	1969-1969	1-Q-69	SPARK PLUG WIRE SET, L6, all with A/C
1016-683	1969-1969	3-Q-68	SPARK PLUG WIRE SET, L6, all without A/C
1016-691	1969-1969	1-Q-69	SPARK PLUG WIRE SET, L6, all without A/C
3338-683	1969-1969	3-Q-68	SPARK PLUG WIRE SET, V8, all 350 c.i.
3338-691	1969-1969	1-Q-69	SPARK PLUG WIRE SET, V8, all 350 c.i.
3342-683	1969-1969	3-Q-68	SPARK PLUG WIRE SET, V8, all 400 c.i.

PART #	YEARS	DATE CODE	DESCRIPTION
3342-691	1969-1969	1-Q-69	SPARK PLUG WIRE SET, V8, all 400 c.i.
1016-693	1970-1970	3-Q-69	SPARK PLUG WIRE SET, L6, all
1016-701	1970-1970	1-Q-70	SPARK PLUG WIRE SET, L6, all
3338-693	1970-1970	3-Q-69	SPARK PLUG WIRE SET, V8, all 350 c.i.
3338-701	1970-1970	1-Q-70	SPARK PLUG WIRE SET, V8, all 350 c.i.
3342-693	1970-1970	3-Q-69	SPARK PLUG WIRE SET, V8, all 455 c.i.
3342-701	1970-1970	1-Q-70	SPARK PLUG WIRE SET, V8, all 455 c.i.
1016-703	1971-1971	3-Q-70	SPARK PLUG WIRE SET, L6, all
1016-711	1971-1971	1-Q-71	SPARK PLUG WIRE SET, L6, all
3338-703	1971-1971	3-Q-70	SPARK PLUG WIRE SET, V8, all 350 c.i.
3338-711	1971-1971	1-Q-71	SPARK PLUG WIRE SET, V8, all 350 c.i.
3342-703	1971-1971	3-Q-70	SPARK PLUG WIRE SET, V8, all 455 c.i.
3342-711	1971-1971	1-Q-71	SPARK PLUG WIRE SET, V8, all 455 c.i.
1016-713	1972-1972	3-Q-71	SPARK PLUG WIRE SET, L6, all
1016-721	1972-1972	1-Q-72	SPARK PLUG WIRE SET, L6, all
3340-713	1972-1972	3-Q-71	SPARK PLUG WIRE SET, V8, all 350 c.i.
3340-721	1972-1972	1-Q-72	SPARK PLUG WIRE SET, V8, all 350 c.i.
3344-713	1972-1972	3-Q-71	SPARK PLUG WIRE SET, V8, all 455 c.i.
3344-721	1972-1972	1-Q-72	SPARK PLUG WIRE SET, V8, all 455 c.i.
1016-723	1973-1973	3-Q-72	SPARK PLUG WIRE SET, L6, all
1016-731	1973-1973	1-Q-73	SPARK PLUG WIRE SET, L6, all
3340-723	1973-1973	3-Q-72	SPARK PLUG WIRE SET, V8, all 350 c.i.
3340-731	1973-1973	1-Q-73	SPARK PLUG WIRE SET, V8, all 350 c.i.
3344-723	1973-1973	3-Q-72	SPARK PLUG WIRE SET, V8, all 455 c.i.
3344-731	1973-1973	1-Q-73	SPARK PLUG WIRE SET, V8, all 455 c.i.
1016-733	1974-1974	3-Q-73	SPARK PLUG WIRE SET, L6, all
1016-741	1974-1974	1-Q-74	SPARK PLUG WIRE SET, L6, all
3340-733	1974-1974	3-Q-73	SPARK PLUG WIRE SET, V8, all 350 c.i. except H.E.I.
3340-741	1974-1974	1-Q-74	SPARK PLUG WIRE SET, V8, all 350 c.i. except H.E.I.
3344-733	1974-1974	3-Q-73	SPARK PLUG WIRE SET, V8, all 455 c.i. except H.E.I.
3344-741	1974-1974	1-Q-74	SPARK PLUG WIRE SET, V8, all 455 c.i. except H.E.I.

ORIGINAL SPARK PLUG WIRE SETS - NOT DATE CODED

3324-000	1961-1961	NOT	SPARK PLUG WIRE SET, V8, all 2 barrel carb.
3326-000	1961-1961	NOT	SPARK PLUG WIRE SET, V8, all 4 barrel carb.

4 - Switches & Parts

BACKUP LIGHT SWITCHES

01993662	1964-1966		BACKUP LIGHT SWITCH ASSEMBLY, 4 speed manual trans.
01993406	1967-1968		BACKUP LIGHT SWITCH ASSEMBLY, 4 speed manual trans.
39504	1967-1968		BACKUP SWITCH MOUNTING KIT, muncie 4 speed, includes bracket, shield, rod, clips, screws and washers
03943657	1969-1972		BACKUP LIGHT SWITCH, manual trans.

BREAKERLESS SE IGNITION SYSTEM

38131	1964-1974		BREAKERLESS SE IGNITION SYSTEM, GM V8 point conversion kit Note: Replaces stock points with an electronic SE ignition module
-------	-----------	--	--

CIRCUIT BREAKERS

04849850	1962-1964		CIRCUIT BREAKER, 40 amp for p/windows, p/seats, p/tailgate or p/top
----------	-----------	--	---

HEADLIGHT SETS T-3 SEALED BEAM

SB6871S	1968-1971		SEALED BEAM HEADLIGHT SET, GUIDE 12V "T3" style, for dual beam headlight setup Note: Set contains 2 hi/low beam and 2 hi beam headlights
---------	-----------	--	--

HEADLIGHT SWITCHES

01995096	1963-1963		HEADLIGHT SWITCH, all
----------	-----------	--	-----------------------

NEUTRAL SAFETY SWITCHES

PART #	YEARS	DATE CODE	DESCRIPTION
01993659	1964-1966		NEUTRAL SAFETY / BACKUP LIGHT SWITCH, column shift powerglide auto. trans.
01994235	1969-1972		NEUTRAL SAFETY / BACKUP LIGHT SWITCH, column shift auto. trans.
POWER WINDOW SWITCHES			
04432791	1964-1970		POWER WINDOW SWITCH ASSEMBLY, 4 button, round corner style, chrome
04432790	1964-1970		POWER WINDOW SWITCH ASSEMBLY, single button, round corner style, chrome
TEMPERATURE SENDING SWITCHES			
06402383	1970-1972		TEMPERATURE SENDING UNIT, all, with gauge
TRANSMISSION KICKDOWN SWITCH			
01242101	1972-1972		KICKDOWN SWITCH, TH400
TURN SIGNAL SWITCHES			
01993624	1964-1966		TURN SIGNAL SWITCH, all with tilt wheel
00387115	1965-1966		TURN SIGNAL SWITCH, without tilt, (includes lead wiring), "BPC" metal type
00911051	1965-1966		TURN SIGNAL SWITCH, without tilt, (includes lead wiring), "GUIDE" plastic type
00911051US	1965-1966		TURN SIGNAL SWITCH, without tilt, DELCO GUIDE TOOLING , includes lead wiring), "GUIDE" plastic type
05698897	1967-1968		TURN SIGNAL SWITCH, all with column shift auto. trans., with and without tilt, "DELCO-GUIDE" type Note: Emergency flasher actuator hole in outer collar has a "D" shape
07800482	1967-1968		TURN SIGNAL SWITCH, all, with column shift auto. trans., with and without tilt, (except tilt and telescopic), without cornering lamps, "DELCO-GUIDE" type Note: Emergency flasher actuator hole in outer collar is round
01997938	1969-1972		TURN SIGNAL SWITCH, all, without cornering lights (includes lead wiring)
01997938US	1969-1972		TURN SIGNAL SWITCH, all, without cornering lights, DELCO GUIDE TOOLING , (includes lead wiring)
WINDSHIELD WIPER SWITCHES			
01993608	1963-1963		WIPER SWITCH, single speed with washer
01993632	1964-1964		WIPER SWITCH, 2 speed with washer, 1st design
01993633	1964-1964		WIPER SWITCH, single speed with washer
01993306	1965-1965		WIPER SWITCH, single speed with washer
01993372	1967-1967		WIPER SWITCH
6 - Harness Repair			
VARIOUS HARNESS REPAIR ITEMS			
R0067108			HARNESS TAPE, 1.25" vinyl, (100 ft. roll), non-adhesive
PM485-007			HARNESS TAPE, black, 1.25" cloth adhesive, (100 ft. roll)
PM451-001			LOOM .133" I.D. asphalt, (sold by the foot)
34620			TEMPERATURE SENDER UNIT WIRE REPAIR KIT, single wire

PART #	YEARS	DATE CODE	DESCRIPTION
--------	-------	-----------	-------------

1 - Wiring Harnesses

AIR CONDITIONING HARNESSSES

41502	1957-1957	AIR CONDITIONING HARNESS
19920	1958-1958	AIR CONDITIONING HARNESS
27690	1959-1959	AIR CONDITIONING HARNESS
42283	1960-1960	AIR CONDITIONING COMPRESSOR AND FAST IDLE (Deville) NOTE: mates to 29025 to complete A/C wiring

DASH / INSTRUMENT PANEL GAUGE CLUSTER HARNESSSES

22100	1959-1959	INSTRUMENT CLUSTER HARNESS, lower half
22095	1959-1959	INSTRUMENT CLUSTER HARNESS, upper half
29025	1960-1960	INSTRUMENT CLUSTER HARNESS, lower, with A/C NOTE: mates to 42283 to complete A/C wiring NOTE: Customer must supply original core for parts
29020	1960-1960	INSTRUMENT CLUSTER HARNESS, lower, without A/C NOTE: Customer must supply original core for parts
29005	1960-1960	INSTRUMENT CLUSTER HARNESS, upper

DASH / INSTRUMENT PANEL HARNESSSES

22890	1957-1957	DASH and ENGINE COMPARTMENT HARNESS Note: Customer must supply original fuse box
19910	1957-1957	DASH and ENGINE COMPARTMENT HARNESS, Eldorado Brougham, model 7059 Note: Customer must supply original fuse box
19915	1958-1958	DASH and ENGINE COMPARTMENT HARNESS Note: Customer must supply original fuse box
22615	1959-1959	DASH and FORWARD LAMP HARNESS Note: Customer must supply original fuse box
28995	1960-1960	DASH and FORWARD LAMP HARNESS Note: Customer must supply original dash core for fuse box and parts
29045	1961-1961	DASH HARNESS, with A/C, except Fleetwood (Series 75) and commercial chassis Note: Customer must supply original fuse box
29000	1961-1961	DASH HARNESS, without A/C, except Fleetwood (Series 75) and commercial chassis Note: Customer must supply original fuse box
28745	1962-1962	DASH HARNESS, with A/C, except Fleetwood (Series 75) and commercial chassis Note: Customer must supply original fuse box
29050	1962-1962	DASH HARNESS, without A/C, except Fleetwood (Series 75) and commercial chassis Note: Customer must supply original fuse box
28655	1963-1963	DASH HARNESS, with A/C, except Fleetwood (Series 75) and commercial chassis Note: Customer must supply original fuse box
29055	1963-1963	DASH HARNESS, without A/C, except Fleetwood (Series 75) and commercial chassis Note: Customer must supply original fuse box
28660	1964-1964	DASH HARNESS, with A/C, except Fleetwood (Series 75) and commercial chassis Note: Customer must supply original fuse box
29060	1964-1964	DASH HARNESS, without A/C, except Fleetwood (Series 75) and commercial chassis Note: Customer must supply original fuse box
28735	1965-1965	DASH HARNESS, with A/C, with Twilight Sentinel, except Fleetwood (Series 75) Note: Customer must supply original fuse box
43904	1965-1965	DASH HARNESS, with A/C, without Twilight Sentinel, except Fleetwood (Series 75) Note: Customer must supply original fuse box
29065	1965-1965	DASH HARNESS, without A/C, with twilight sentinel Note: Customer must supply original fuse box
28725	1966-1966	DASH HARNESS, with A/C, (early) before engine #251240, except Fleetwood (Series 75) Note: Customer must supply original fuse box
28730	1966-1966	DASH HARNESS, with A/C, (late) after engine #251239, except Fleetwood (Series 75) Note: Customer must supply original fuse box
29075	1966-1966	DASH HARNESS, without A/C, (early) before engine #251240, except Fleetwood (Series 75) Note: Customer must supply original fuse box
29070	1966-1966	DASH HARNESS, without A/C, (late) after engine #251239, except Fleetwood (Series 75) Note: Customer must supply original fuse box
28900	1967-1967	DASH and ENGINE COMPARTMENT HARNESS, Eldorado, with A/C, without starter and coil wire Note: Customer must supply original fuse box

PART #	YEARS	DATE CODE	DESCRIPTION
28740	1967-1967		DASH HARNESS, with A/C Note: Customer must supply original fuse box
29030	1968-1968		DASH & ENGINE COMPARTMENT HARNESS, Eldorado, with A/C, Guidematic, and twilight sentinel Note: Customer must supply original fuse box
28885	1968-1968		DASH HARNESS, with A/C, except Eldorado and commercial chassis Note: Customer must supply original fuse box
28880	1969-1969		DASH HARNESS, with A/C, except commercial chassis Note: Customer must supply original fuse box
28890	1970-1970		DASH HARNESS, with A/C, except commercial chassis Note: Customer must supply original fuse box
DOME LIGHT HARNESSES			
43261	1969-1970		DOME LIGHT HARNESS, rear quarter twin corner dome lamps, all except convertible
ENGINE / STARTER HARNESSES			
22090	1959-1959		ENGINE HARNESS, ignition switch to engine, all
27705	1960-1960		ENGINE HARNESS, ignition switch to engine, all
28290	1961-1962		ENGINE HARNESS, ignition switch to engine, except Fleetwood (series 75)
27705	1961-1962		ENGINE HARNESS, ignition switch to engine, Fleetwood (series 75)
28315	1963-1963		ENGINE HARNESS, ignition switch to engine, all
28295	1964-1964		ENGINE HARNESS, ignition switch to engine, all
28720	1965-1965		ENGINE HARNESS, ignition switch to engine, except Fleetwood (series 75)
29085	1966-1966		ENGINE HARNESS, with seat warmer, early 1st design, before engine #215484
29090	1966-1966		ENGINE HARNESS, with seat warmer, late 1st design, engine #215484 to 251239
29100	1966-1966		ENGINE HARNESS, with seat warmer, late 2nd design, after engine #251239
29080	1966-1966		ENGINE HARNESS, without seat warmer, early 1st design, before engine #251240
29095	1966-1966		ENGINE HARNESS, without seat warmer, late 2nd design, after engine #251239
28625	1967-1967		ENGINE HARNESS, except Eldorado
23575	1968-1968		ENGINE COMPARTMENT HARNESS, with A/C, except Eldorado
28610	1969-1969		ENGINE COMPARTMENT HARNESS, with A/C, Eldorado
23580	1969-1969		ENGINE COMPARTMENT HARNESS, with A/C, except Eldorado
28605	1970-1970		ENGINE COMPARTMENT HARNESS, with A/C, Eldorado
28600	1970-1970		ENGINE COMPARTMENT HARNESS, with A/C, except Eldorado
FOG LAMP HARNESSES			
41496	1962-1962		FOG LAMP HARNESS, from grill connector to lamp connections
41495	1962-1962		FOG LAMP HARNESS, main from switch to grill connector
FRONT LIGHT HARNESSES			
29015	1961-1961		FRONT LIGHT HARNESS, front grill area
38382	1961-1961		FRONT LIGHT HARNESS, main
28320	1962-1962		FRONT LIGHT HARNESS, front grill area
38383	1962-1962		FRONT LIGHT HARNESS, main
28350	1963-1963		FRONT LIGHT HARNESS, with A/C, except Fleetwood (series 75)
28355	1964-1964		FRONT LIGHT HARNESS, with A/C, except Fleetwood (series 75)
29110	1965-1965		FRONT LIGHT HARNESS, with A/C
29105	1965-1965		FRONT LIGHT HARNESS, without A/C
28620	1966-1966		FRONT LIGHT and AIR CONDITIONING HARNESS, all
28615	1967-1967		FRONT LIGHT and AIR CONDITIONING HARNESS, except Eldorado
41550	1972-1972		FRONT LIGHT, all including Eldorado
GENERATOR / ALTERNATOR HARNESSES			
27700	1959-1960		GENERATOR TO REGULATOR HARNESS, all
28305	1961-1962		GENERATOR TO REGULATOR HARNESS, all
28310	1963-1964		ALTERNATOR TO REGULATOR HARNESS, all
28630	1965-1965		ALTERNATOR TO REGULATOR HARNESS, except Fleetwood (series 75)
28310	1965-1965		ALTERNATOR TO REGULATOR HARNESS, Fleetwood (series 75)
28630	1966-1966		ALTERNATOR TO REGULATOR HARNESS, all

PART #	YEARS	DATE CODE	DESCRIPTION
--------	-------	-----------	-------------

28630 1967-1967 ALTERNATOR TO REGULATOR HARNESS, except Eldorado

HEADLIGHT CONNECTION HARNESSES

28595 1965-1965 HEADLAMP, PARKING and CORNERING LAMP EXTENSION, except Fleetwood (series 75), (2 required per car)

POWER SEAT HARNESSES

08150 1965-1968 POWER FEED WIRE, bucket seat adjuster

REAR BODY HARNESSES

07240 1965-1966 REAR LAMP INTERMEDIATE HARNESS, all

SPEAKER HARNESSES

07275 1965-1970 SPEAKER WIRE, rear speakers

STARTER SOLENOID EXTENSION HARNESSES

26750 1967-1967 STARTER MOTOR JUMPER HARNESS, Eldorado, dash to starter motor extension

29010 1968-1970 STARTER EXTENSION HARNESS, Eldorado, starter solenoid to engine harness connector

29010 1971-1972 STARTER EXTENSION HARNESS, all, 80 amp generator

29010 1971-1973 STARTER EXTENSION HARNESS, Eldorado, 42 and 63 amp generator

3 - Spark Plugs

ORIGINAL SPARK PLUG WIRE SETS - DATE CODED

5330-611	1961-1961	1-Q-61	SPARK PLUG WIRE SET, V8, all
5330-613	1962-1962	3-Q-61	SPARK PLUG WIRE SET, V8, all
5330-621	1962-1962	1-Q-62	SPARK PLUG WIRE SET, V8, all
5336-623	1963-1963	3-Q-62	SPARK PLUG WIRE SET, V8, all
5336-631	1963-1963	1-Q-63	SPARK PLUG WIRE SET, V8, all
5336-633	1964-1964	3-Q-63	SPARK PLUG WIRE SET, V8, all
5336-641	1964-1964	1-Q-64	SPARK PLUG WIRE SET, V8, all
5336-643	1965-1965	3-Q-64	SPARK PLUG WIRE SET, V8, all
5336-651	1965-1965	1-Q-65	SPARK PLUG WIRE SET, V8, all
5336-653	1966-1966	3-Q-65	SPARK PLUG WIRE SET, V8, all
5336-661	1966-1966	1-Q-66	SPARK PLUG WIRE SET, V8, all
5336-663	1967-1967	3-Q-66	SPARK PLUG WIRE SET, V8, all
5336-671	1967-1967	1-Q-67	SPARK PLUG WIRE SET, V8, all
5340-673	1968-1968	3-Q-67	SPARK PLUG WIRE SET, V8, all
5340-681	1968-1968	1-Q-68	SPARK PLUG WIRE SET, V8, all
5340-683	1969-1969	3-Q-68	SPARK PLUG WIRE SET, V8, all
5340-691	1969-1969	1-Q-69	SPARK PLUG WIRE SET, V8, all
5340-693	1970-1970	3-Q-69	SPARK PLUG WIRE SET, V8, all
5340-701	1970-1970	1-Q-70	SPARK PLUG WIRE SET, V8, all
5342-703	1971-1971	3-Q-70	SPARK PLUG WIRE SET, V8, all
5342-711	1971-1971	1-Q-71	SPARK PLUG WIRE SET, V8, all
5344-713	1972-1972	3-Q-71	SPARK PLUG WIRE SET, V8, all
5344-721	1972-1972	1-Q-72	SPARK PLUG WIRE SET, V8, all
5344-723	1973-1973	3-Q-72	SPARK PLUG WIRE SET, V8, all
5344-731	1973-1973	1-Q-73	SPARK PLUG WIRE SET, V8, all
5344-733	1974-1974	3-Q-73	SPARK PLUG WIRE SET, V8, all except H.E.I.
5344-741	1974-1974	1-Q-74	SPARK PLUG WIRE SET, V8, all except H.E.I.

ORIGINAL SPARK PLUG WIRE SETS - NOT DATE CODED

5310-000	1942-1948	NOT	SPARK PLUG WIRE SET, V8, all
5312-000	1949-1951	NOT	SPARK PLUG WIRE SET, V8, all
5314-000	1952-1953	NOT	SPARK PLUG WIRE SET, V8, all
5315-000	1954-1954	NOT	SPARK PLUG WIRE SET, V8, all
5316-000	1955-1955	NOT	SPARK PLUG WIRE SET, V8, all
5318-000	1956-1956	NOT	SPARK PLUG WIRE SET, V8, all
5321-000	1957-1957	NOT	SPARK PLUG WIRE SET, V8, all Brougham



PART #	YEARS	DATE CODE	DESCRIPTION
5320-000	1957-1957	NOT	SPARK PLUG WIRE SET, V8, all except Brougham
5322-000	1958-1958	NOT	SPARK PLUG WIRE SET, V8, all
5326-000	1959-1960	NOT	SPARK PLUG WIRE SET, V8, all
5330-000	1961-1961	NOT	SPARK PLUG WIRE SET, V8, all

4 - Switches & Parts

TEMPERATURE SENDING SWITCHES

01513130	1954-1965	TEMPERATURE SENDING UNIT, all, gauge, with pin grip connection Note: Requires a pin grip terminal and plastic connector
01513321	1965-1965	TEMPERATURE SENDING UNIT, all except model 75, gauge, with "T" type terminal connection Note: Requires a 56 series female terminal and connector
01513321	1966-1968	TEMPERATURE SENDING UNIT, all, with gauge, with "T" type terminal connection Note: Requires a 56 series female terminal and connector

PART #	YEARS	DATE CODE	DESCRIPTION
--------	-------	-----------	-------------

1 - Wiring Harnesses**AIR CONDITIONING COMPRESSOR EXTENSION HARNESSSES**

CA38219	1973-1974		AIR CONDITIONING COMPRESSOR EXTENSION, compressor and thermal limiter to A/C harness
CA38219	1975-1975		AIR CONDITIONING COMPRESSOR EXTENSION, V8, compressor and thermal limiter to A/C harness, prior to 6/6/75
CA56366	1975-1975		AIR CONDITIONING HARNESS COMPRESSOR EXTENSION, 6 cyl., from 6/6/75
CA56370	1975-1975		AIR CONDITIONING HARNESS COMPRESSOR EXTENSION, V8, from 6/6/75
CA56370	1976-1976		AIR CONDITIONING HARNESS COMPRESSOR EXTENSION, V8
CA56366	1976-1979		AIR CONDITIONING HARNESS COMPRESSOR EXTENSION, 6 cyl.
CA96580	1977-1979		AIR CONDITIONING HARNESS COMPRESSOR EXTENSION, V8, with idle stop solenoid lead wire
CA05949	1980-1980		AIR CONDITIONING HARNESS COMPRESSOR EXTENSION, LD5
CA05890	1980-1981		AIR CONDITIONING HARNESS COMPRESSOR EXTENSION, LC3, L39, LG4, LM1
CA16261	1981-1981		AIR CONDITIONING HARNESS COMPRESSOR EXTENSION, 267 c.i. (L39), 305 c.i. (LG4), 350 c.i. (LM1), compressor to AC harness, with diode taped into compressor connector
CA16262	1981-1981		AIR CONDITIONING HARNESS COMPRESSOR EXTENSION, LD5

AIR CONDITIONING GROUND WIRES

12975	1969-1974		A/C COMPRESSOR GROUND WIRE
12975	1975-1976		A/C COMPRESSOR GROUND WIRE, V8
CA58598	1975-1979		A/C COMPRESSOR GROUND WIRE, 6 cyl.
CA96659	1977-1979		A/C COMPRESSOR GROUND WIRE, V8

AIR CONDITIONING HARNESSSES

CA70626	1967-1967		AIR CONDITIONING HARNESS
CA73396	1967-1967		AIR CONDITIONING HARNESS, early production with separate low blower switch
CA85278	1968-1968		AIR CONDITIONING HARNESS
CA97546	1969-1969		AIR CONDITIONING HARNESS
CA01578	1970-1970		AIR CONDITIONING HARNESS
CA11893	1971-1971		AIR CONDITIONING HARNESS
CA28040	1972-1972		AIR CONDITIONING HARNESS
37801	1973-1973		AIR CONDITIONING HARNESS, from 1/5/73, with 5 contact A/C relay connection
37799	1973-1973		AIR CONDITIONING HARNESS, prior to 1/5/73, with 4 contact A/C relay connection
37800	1974-1974		AIR CONDITIONING HARNESS
CA36371	1975-1975		AIR CONDITIONING HARNESS, from 6/6/75, with pressure cutout switch
CA38542	1975-1975		AIR CONDITIONING HARNESS, prior to 6/6/75, with ambient sensor switch
CA36371	1976-1976		AIR CONDITIONING HARNESS, includes heater wiring
CA66562	1977-1977		AIR CONDITIONING HARNESS
CA86693	1978-1978		AIR CONDITIONING HARNESS
CA95607	1979-1979		AIR CONDITIONING HARNESS
CA05888	1980-1980		AIR CONDITIONING HARNESS, 229 c.i. (LC3), 231 c.i. (LD5), 267 c.i. (L39), 305 c.i. (LG4), 350 c.i. (LM1)
CA15935	1981-1981		AIR CONDITIONING HARNESS, 229 c.i. (LC3), 231 c.i. (LD5), 267 c.i. (L39), 305 c.i. (LG4), 350 c.i. (LM1)

AIR CONDITIONING POWER FEED WIRES

CA71260	1967-1971		A/C POWER FEED WIRE, horn relay to A/C harness fuse
CA28046	1972-1972		A/C POWER FEED WIRE, horn relay to A/C harness fuse

AIR INDUCTION HARNESSSES

CA05715	1980-1980		AIR INDUCTION HOOD KICKDOWN HARNESS, kickdown switch and fuse box to solenoid extension Note: Connects to CA05965
CA05965	1980-1980		AIR INDUCTION HOOD SOLENOID JUMPER, kickdown switch harness to hood Solenoid Note: Connects to CA05715
CA16382	1981-1981		AIR INDUCTION HOOD KICKDOWN SWITCH HARNESS, inner, kickdown switch and fuse box to temperature switch jumper Note: Connects to CA11683
CA05965	1981-1981		AIR INDUCTION HOOD SOLENOID JUMPER, temperature switch jumper to hood solenoid Note: Connects to CA11682
CA16383	1981-1981		AIR INDUCTION HOOD TEMPERATURE SWITCH JUMPER, outer, temperature switch to hood solenoid jumper Note: Connects to CA16382 and CA05965

PART #	YEARS	DATE CODE	DESCRIPTION
ALTERNATOR CONVERSION KITS			
37787	1967-1972		ALTERNATOR CONVERSION KIT, external regulator to internal "CS" alternator Note: This is a plug-in conversion that can be used with 1986 and later "CS" series alternators
27555	1967-1972		ALTERNATOR CONVERSION KIT, external regulator to internal "SI" alternator Note: This is a plug-in conversion that can be used with 1985 and earlier "SI" series alternators
37796	1974-1986		ALTERNATOR CONVERSION KIT, internal regulator "SI" series alternator to "CS130 or CS144" series alternator with PLIS type regulator Note: This is an easy plug-in conversion that can be used with 1986 and later series alternators, provides a 12 volt input to "F/I" terminal
ANTENNA HARNESSES			
CA95392	1978-1979		ANTENNA HARNESS, power relay, with CB
CA05710	1980-1981		ANTENNA HARNESS, power relay, with CB
ASH TRAY LAMP HARNESSES			
35125	1967-1967		ASH TRAY LAMP WIRE, wire and light socket (Does not include ash tray socket retainer) Note: Customer must use original bracket and shield assembly
ASSEMBLY MANUALS			
36278	1967-1967		FACTORY ASSEMBLY MANUAL, containing detailed assembly and part information
36279	1968-1968		FACTORY ASSEMBLY MANUAL, containing detailed assembly and part information
36280	1969-1969		FACTORY ASSEMBLY MANUAL, containing detailed assembly and part information
36281	1970-1970		FACTORY ASSEMBLY MANUAL, containing detailed assembly and part information
36282	1971-1971		FACTORY ASSEMBLY MANUAL, containing detailed assembly and part information
36283	1972-1972		FACTORY ASSEMBLY MANUAL, containing detailed assembly and part information
36284	1973-1973		FACTORY ASSEMBLY MANUAL, containing detailed assembly and part information
36285	1974-1974		FACTORY ASSEMBLY MANUAL, containing detailed assembly and part information
36286	1975-1975		FACTORY ASSEMBLY MANUAL, containing detailed assembly and part information
36287	1976-1976		FACTORY ASSEMBLY MANUAL, containing detailed assembly and part information
36288	1977-1977		FACTORY ASSEMBLY MANUAL, containing detailed assembly and part information
36289	1978-1978		FACTORY ASSEMBLY MANUAL, containing detailed assembly and part information
36290	1979-1979		FACTORY ASSEMBLY MANUAL, containing detailed assembly and part information
36291	1980-1980		FACTORY ASSEMBLY MANUAL, containing detailed assembly and part information
36292	1982-1982		FACTORY ASSEMBLY MANUAL, containing detailed assembly and part information
36293	1986-1986		FACTORY ASSEMBLY MANUAL, containing detailed assembly and part information
BACKUP LIGHT HARNESSES			
CA70554	1967-1968		BACKUP LIGHT SWITCH EXTENSION, manual trans., dash to backup light switch at firewall Note: Mates dash connection to trans. mounted switch
CLOCK HARNESSES			
CA70686	1967-1967		CLOCK HARNESS, console mounted clock
CA85143	1968-1969		CLOCK HARNESS, console mounted clock
CA97523	1969-1969		CLOCK HARNESS, dash mounted clock
CA01548	1970-1979		CLOCK HARNESS, dash mounted clock
CA05721	1979-1979		CLOCK HARNESS, radio digital clock
CA05717	1980-1981		CLOCK AND GLOVE BOX LIGHT HARNESS, dash mounted clock
CONSOLE GAUGE CONVERSION HARNESSES			
CA6709	1967-1967		CONSOLE GAUGE CONVERSION HARNESS, for original column shift auto. trans. Note: This kit converts an original column shift auto. trans. to a console shift auto. trans. with factory console gauges, used with CA70655
CA6706	1967-1967		CONSOLE GAUGE CONVERSION HARNESS, for original console shift auto. trans. Note: Used with CA70655
CA6705	1967-1967		CONSOLE GAUGE CONVERSION HARNESS, for original manual trans. Note: Used with CA70657
500450	1967-1969		CONSOLE GAUGE WIRING KIT, Auto Meter gauges into a Camaro or Nova Note: This harness is used with the Auto Meter gauge mount assembly and gauges
CA6809	1968-1968		CONSOLE GAUGE CONVERSION HARNESS, for original column shift auto. trans. Note: This kit converts an original column shift auto. trans. to a console shift auto. trans. with factory console gauges, used with CA85114

PART #	YEARS	DATE CODE	DESCRIPTION
CA6806	1968-1968		CONSOLE GAUGE CONVERSION HARNESS, for original console shift auto. trans. Note: Used with CA85114
CA6805	1968-1968		CONSOLE GAUGE CONVERSION HARNESS, for original manual trans. Note: Used with CA85115
CA6909	1969-1969		CONSOLE GAUGE CONVERSION HARNESS, for original column shift auto. trans. Note: This kit converts an original column shift auto. trans. to a console shift auto. trans. with factory console gauges, used with CA97579
CA6906	1969-1969		CONSOLE GAUGE CONVERSION HARNESS, for original console shift auto. trans. Note: Used with CA97579
CA6905	1969-1969		CONSOLE GAUGE CONVERSION HARNESS, for original manual trans. Note: Used with CA97581

CONSOLE GAUGE PARTS

CA82001	1968-1969		CONSOLE GAUGE BACKING PLATES, (set of 2) Note: The four console gauges are mounted to these plates, which are then mounted into the console gauge base
---------	-----------	--	--

CONSOLE HARNESSES

CA70654	1967-1967		CONSOLE HARNESS, with auto. trans.
CA70655	1967-1967		CONSOLE HARNESS, with auto. trans. and factory console gauges
CA70656	1967-1967		CONSOLE HARNESS, with manual trans.
CA70657	1967-1967		CONSOLE HARNESS, with manual trans. and factory console gauges
38181	1967-1969		CONSOLE SHIFT CONVERSION, column shift auto. trans. to console shift auto. trans., without gauges Note: Extends wiring to original console connector. Must be used with a console harness
CA85113	1968-1968		CONSOLE HARNESS, with auto. trans.
CA85114	1968-1968		CONSOLE HARNESS, with auto. trans. and factory console gauges
CA85112	1968-1968		CONSOLE HARNESS, with manual trans.
CA85115	1968-1968		CONSOLE HARNESS, with manual trans. and factory console gauges
CA97578	1969-1969		CONSOLE HARNESS, with auto. trans.
CA97579	1969-1969		CONSOLE HARNESS, with auto. trans. and factory console gauges
CA97581	1969-1969		CONSOLE HARNESS, with manual trans. and factory console gauges
CA97580	1969-1971		CONSOLE HARNESS, with manual trans.
CA01595	1970-1971		CONSOLE HARNESS, with auto. trans.
CA97580	1972-1972		CONSOLE HARNESS, all with manual trans. or late production auto. trans. with NSS on steering column
CA01595	1972-1972		CONSOLE HARNESS, early production with auto. trans. and NSS in console
CA93713	1979-1980		CONSOLE SHIFT INDICATOR LAMP HARNESS, auto. trans.
CA19979	1981-1981		CONSOLE SHIFT INDICATOR LAMP HARNESS, auto. trans.

COURTESY LIGHT HARNESSES

CA77049	1967-1967		COURTESY LIGHT HARNESS, deluxe interior rear sail panel courtesy lights
CA72725	1967-1967		COURTESY LIGHT HARNESS, under dash courtesy lights, convertible
CA72087	1967-1968		COURTESY LIGHT HARNESS, under dash courtesy lights, coupe
CA86237	1968-1968		COURTESY LIGHT HARNESS, under dash courtesy lights, convertible
CA91554	1969-1969		COURTESY LIGHT HARNESS, under dash courtesy lights
CA01542	1970-1972		COURTESY LIGHT HARNESS, under dash courtesy lights
CA48277	1973-1979		COURTESY LIGHT HARNESS, under dash courtesy lights

COWL INDUCTION HARNESSES

CA97616	1969-1969		COWL INDUCTION HOOD HARNESS
---------	-----------	--	-----------------------------

CRUISE CONTROL HARNESSES

CA70647	1967-1967		CRUISE CONTROL HARNESS
CA85097	1968-1968		CRUISE CONTROL HARNESS
CA97641	1969-1970		CRUISE CONTROL HARNESS
CA56292	1975-1976		CRUISE CONTROL HARNESS
CA96549	1977-1978		CRUISE CONTROL HARNESS
CA95703	1979-1979		CRUISE CONTROL HARNESS

DASH / INSTRUMENT PANEL GAUGE CLUSTER HARNESSES

PART #	YEARS	DATE CODE	DESCRIPTION
CA01444	1970-1970		DASH INSTRUMENT CLUSTER HARNESS, all with factory gauges Note: This harness connects to a DASH HARNESS to complete under dash wiring
CA01440	1970-1970		DASH INSTRUMENT CLUSTER HARNESS, with warning lights Note: This harness connects to a DASH HARNESS to complete under dash wiring
CA11809	1971-1971		DASH INSTRUMENT CLUSTER HARNESS, with factory gauges Note: This harness connects to a DASH HARNESS to complete under dash wiring
CA11808	1971-1971		DASH INSTRUMENT CLUSTER HARNESS, with warning lights Note: This harness connects to a DASH HARNESS to complete under dash wiring
CA28001	1972-1972		DASH INSTRUMENT CLUSTER HARNESS, with factory gauges Note: This harness connects to a DASH HARNESS to complete under dash wiring
CA28157	1972-1972		DASH INSTRUMENT CLUSTER HARNESS, with factory gauges and seat belt warning Note: This harness connects to a DASH HARNESS to complete under dash wiring
CA28000	1972-1972		DASH INSTRUMENT CLUSTER HARNESS, with warning lights Note: This harness connects to a DASH HARNESS to complete under dash wiring
CA28156	1972-1972		DASH INSTRUMENT CLUSTER HARNESS, with warning lights and seat belt warning Note: This harness connects to a DASH HARNESS to complete under dash wiring

DASH / INSTRUMENT PANEL HARNESSES

CA70159	1967-1967		DASH HARNESS, auto. trans., column shift, with warning lights
CA70651	1967-1967		DASH HARNESS, auto. trans., console shift, with factory console gauges
CA70650	1967-1967		DASH HARNESS, auto. trans., console shift, with warning lights
CA70648	1967-1967		DASH HARNESS, manual trans., w/o console, with warning lights
CA71286	1967-1967		DASH HARNESS, manual trans., console shift, with factory console gauges
CA71285	1967-1967		DASH HARNESS, manual trans., console shift, with warning lights
CA85244	1968-1968		DASH HARNESS, auto. trans. (floor shift), w/o console, with warning lights
CA85060	1968-1968		DASH HARNESS, auto. trans., column shift, with warning lights
CA85064	1968-1968		DASH HARNESS, auto. trans., console shift, with factory console gauges
CA85062	1968-1968		DASH HARNESS, auto. trans., console shift, with warning lights
CA85063	1968-1968		DASH HARNESS, manual trans., console shift, with factory console gauges
CA85061	1968-1968		DASH HARNESS, manual trans., console shift, with warning lights
CA85059	1968-1968		DASH HARNESS, manual trans., w/o console, with warning lights
CA97657	1969-1969		DASH HARNESS, auto. trans., column shift, with tachometer, center fuel gauge, and warning lights
CA97598	1969-1969		DASH HARNESS, auto. trans., column shift, with warning lights and A/C
CA97555	1969-1969		DASH HARNESS, auto. trans., column shift, with warning lights, without A/C
CA97664	1969-1969		DASH HARNESS, auto. trans., console shift, with factory console gauges
CA97659	1969-1969		DASH HARNESS, auto. trans., console shift, with tachometer, center fuel gauge, and warning lights
CA97600	1969-1969		DASH HARNESS, auto. trans., console shift, with warning lights, with A/C
CA97557	1969-1969		DASH HARNESS, auto. trans., console shift, with warning lights, without A/C
CA97663	1969-1969		DASH HARNESS, manual trans., console shift, with factory console gauges
CA97658	1969-1969		DASH HARNESS, manual trans., console shift, with tachometer, center fuel gauge, and warning lights
CA97599	1969-1969		DASH HARNESS, manual trans., console shift, with warning lights, with A/C
CA97556	1969-1969		DASH HARNESS, manual trans., console shift, with warning lights, without A/C
CA97657	1969-1969		DASH HARNESS, manual trans., w/o console, with tachometer, center fuel gauge, and warning lights
CA97598	1969-1969		DASH HARNESS, manual trans., w/o console, with warning lights and A/C
CA97555	1969-1969		DASH HARNESS, manual trans., w/o console, with warning lights, without A/C
CA01449	1970-1970		DASH HARNESS, auto. trans., column shift Note: This harness must connect to a DASH INSTRUMENT CLUSTER HARNESS
CA01546	1970-1970		DASH HARNESS, auto. trans., column shift, with A/C Note: This harness must connect to a DASH INSTRUMENT CLUSTER HARNESS
CA01544	1970-1970		DASH HARNESS, auto. trans., console shift Note: This harness must connect to a DASH INSTRUMENT CLUSTER HARNESS
CA01543	1970-1970		DASH HARNESS, manual trans., console shift Note: This harness must connect to a DASH INSTRUMENT CLUSTER HARNESS
CA01448	1970-1970		DASH HARNESS, manual trans., floor shift, w/o console Note: This harness must connect to a DASH INSTRUMENT CLUSTER HARNESS
CA01545	1970-1970		DASH HARNESS, manual trans., floor shift, w/o console, with A/C Note: This harness must connect to a DASH INSTRUMENT CLUSTER HARNESS

PART #	YEARS	DATE CODE	DESCRIPTION
CA17781	1971-1971		DASH HARNESS, all Note: This harness must connect to a DASH INSTRUMENT CLUSTER HARNESS
CA22225	1972-1972		DASH HARNESS, all, (except early console shift auto. trans. with NSS in console) Note: This harness must connect to a DASH INSTRUMENT CLUSTER HARNESS
CA21999	1972-1972		DASH HARNESS, early production with console shift auto. trans. and NSS in console Note: This harness must connect to a DASH INSTRUMENT CLUSTER HARNESS
CA38215	1973-1973		DASH HARNESS, with factory gauges
CA38214	1973-1973		DASH HARNESS, with warning lights
CA48355	1974-1974		DASH HARNESS, with factory gauges
CA48354	1974-1974		DASH HARNESS, with warning lights
CA56384	1975-1975		DASH HARNESS, with gauges, 2nd design, without seat belt interlock relay
CA51664	1975-1975		DASH HARNESS, with gauges, with seat belt interlock relay
CA56383	1975-1975		DASH HARNESS, with warning lights, 2nd design, without seat belt interlock relay
CA51663	1975-1975		DASH HARNESS, with warning lights, with seat belt interlock relay
CA66249	1976-1976		DASH HARNESS, with gauges
CA66248	1976-1976		DASH HARNESS, with warning lights
CA66449	1977-1977		DASH HARNESS, with gauges
CA66448	1977-1977		DASH HARNESS, with warning lights
CA86626	1978-1978		DASH HARNESS, with gauges
CA86625	1978-1978		DASH HARNESS, with warning lights
38000	1979-1979		DASH HARNESS, auto. trans., with gauges
38001	1979-1979		DASH HARNESS, auto. trans., with warning lights
CA95459	1979-1979		DASH HARNESS, manual trans., with gauges
38003	1979-1979		DASH HARNESS, manual trans., with warning lights
CA05972	1980-1980		DASH HARNESS, auto. trans., warning lights, with MV9 (200R4 with lockup convertor)
CA05707	1980-1980		DASH HARNESS, auto. trans., warning lights, without MV9 (200R4 with lockup convertor)
CA05973	1980-1980		DASH HARNESS, auto. trans., with gauges, with MV9 (200R4 with lockup convertor)
CA05706	1980-1980		DASH HARNESS, auto. trans., with gauges, without MV9 (200R4 with lockup convertor)
CA05704	1980-1980		DASH HARNESS, manual trans, with gauges
CA05705	1980-1980		DASH HARNESS, manual trans., with warning lights
CA16230	1981-1981		DASH HARNESS, auto. trans., with gauges
CA16231	1981-1981		DASH HARNESS, auto. trans., with warning lights
CA16244	1981-1981		DASH HARNESS, manual trans., with gauges
CA16245	1981-1981		DASH HARNESS, manual trans., with warning lights
DOME LIGHT HARNESSES			
CA77043	1967-1969		DOME LIGHT HARNESS, for center roof mounted courtesy light
CA09472	1970-1973		DOME LIGHT HARNESS, for center roof mounted courtesy light
CA48098	1974-1974		DOME LIGHT HARNESS, for center roof mounted courtesy light
CA56725	1975-1977		DOME LIGHT HARNESS, for center roof mounted courtesy light
CA86077	1978-1981		DOME LIGHT HARNESS, for center roof mounted courtesy light
DOOR JAMB HARNESSES			
CA33808	1973-1981		DOOR JAMB COURTESY LIGHT SWITCH HARNESS, left side
CA33809	1973-1981		DOOR JAMB COURTESY LIGHT SWITCH HARNESS, right side
ENGINE / STARTER HARNESSES			
CA71938	1967-1967		ENGINE HARNESS, 6 cyl., with warning lights
CA71938H	1967-1967		ENGINE HARNESS, 6 cyl., with warning lights, with HEI Note: This harness is modified for use with an HEI distributor
CA71986	1967-1967		ENGINE HARNESS, V8, big block, with factory console gauges
CA71986H	1967-1967		ENGINE HARNESS, V8, big block, with factory console gauges, with HEI Note: This harness is modified for use with an HEI distributor
CA71985	1967-1967		ENGINE HARNESS, V8, big block, with warning lights
CA71985H	1967-1967		ENGINE HARNESS, V8, big block, with warning lights, with HEI Note: This harness is modified for use with an HEI distributor
CA71982	1967-1967		ENGINE HARNESS, V8, small block, with factory console gauges

PART #	YEARS	DATE CODE	DESCRIPTION
CA71982H	1967-1967		ENGINE HARNESS, V8, small block, with factory console gauges, with HEI Note: This harness is modified for use with an HEI distributor
CA71981	1967-1967		ENGINE HARNESS, V8, small block, with warning lights
CA71981H	1967-1967		ENGINE HARNESS, V8, small block, with warning lights, with HEI Note: This harness is modified for use with an HEI distributor
CA85217	1968-1968		ENGINE HARNESS, V8, all with factory console gauges
CA85217H	1968-1968		ENGINE HARNESS, V8, all with factory console gauges, with HEI Note: This harness is modified for use with an HEI distributor
CA85052	1968-1968		ENGINE HARNESS, V8, small block, with warning lights
CA85052H	1968-1968		ENGINE HARNESS, V8, small block, with warning lights, with HEI Note: This harness is modified for use with an HEI distributor
CA85189	1968-1969		ENGINE HARNESS, 6 cyl., with warning lights and carb. idle stop solenoid
CA85189H	1968-1969		ENGINE HARNESS, 6 cyl., with warning lights and carb. idle stop solenoid, with HEI Note: This harness is modified for use with an HEI distributor
CA85051	1968-1969		ENGINE HARNESS, 6 cyl., with warning lights,
CA85051H	1968-1969		ENGINE HARNESS, 6 cyl., with warning lights, with HEI Note: This harness is modified for use with an HEI distributor
CA85265	1968-1969		ENGINE HARNESS, V8, big block, with warning lights
CA85265H	1968-1969		ENGINE HARNESS, V8, big block, with warning lights, with HEI Note: This harness is modified for use with an HEI distributor
CA97639	1969-1969		ENGINE HARNESS, V8, all with factory console gauges and carb. idle stop solenoid
CA97639H	1969-1969		ENGINE HARNESS, V8, all with factory console gauges and carb. idle stop solenoid, with HEI Note: This harness is modified for use with an HEI distributor
CA95266	1969-1969		ENGINE HARNESS, V8, all with factory console gauges,
CA95266H	1969-1969		ENGINE HARNESS, V8, all with factory console gauges, with HEI Note: This harness is modified for use with an HEI distributor
CA97638	1969-1969		ENGINE HARNESS, V8, big block, with warning lights and carb. idle stop solenoid
CA97638H	1969-1969		ENGINE HARNESS, V8, big block, with warning lights and carb. idle stop solenoid, with HEI Note: This harness is modified for use with an HEI distributor
CA97636	1969-1969		ENGINE HARNESS, V8, small block, with warning lights and carb. idle stop solenoid
CA97636H	1969-1969		ENGINE HARNESS, V8, small block, with warning lights and carb. idle stop solenoid, with HEI Note: This harness is modified for use with an HEI distributor
CA97524	1969-1969		ENGINE HARNESS, V8, small block, with warning lights,
CA97524H	1969-1969		ENGINE HARNESS, V8, small block, with warning lights, with HEI Note: This harness is modified for use with an HEI distributor
CA01410	1970-1970		ENGINE HARNESS, 6 cyl., auto. trans.
CA01408	1970-1970		ENGINE HARNESS, 6 cyl., manual trans.
CA01414	1970-1970		ENGINE HARNESS, V8, big block, auto. trans., TH400 only
CA01414H	1970-1970		ENGINE HARNESS, V8, big block, auto. trans., TH400 only, with HEI Note: This harness is modified for use with an HEI distributor
CA01412	1970-1970		ENGINE HARNESS, V8, big block, manual trans.
CA01412H	1970-1970		ENGINE HARNESS, V8, big block, manual trans., with HEI Note: This harness is modified for use with an HEI distributor
CA01413	1970-1970		ENGINE HARNESS, V8, small block, auto. trans.
CA01413H	1970-1970		ENGINE HARNESS, V8, small block, auto. trans., with HEI Note: This harness is modified for use with an HEI distributor
CA01707	1970-1970		ENGINE HARNESS, V8, small block, auto. trans., TH400 only
CA01707H	1970-1970		ENGINE HARNESS, V8, small block, auto. trans., TH400 only, with HEI Note: This harness is modified for use with an HEI distributor
CA01409	1970-1970		ENGINE HARNESS, V8, small block, manual trans.
CA01409H	1970-1970		ENGINE HARNESS, V8, small block, manual trans., with HEI Note: This harness is modified for use with an HEI distributor
CA11833	1971-1971		ENGINE HARNESS, 6 cyl., auto. trans.
CA11831	1971-1971		ENGINE HARNESS, 6 cyl., manual trans.
CA11897	1971-1971		ENGINE HARNESS, V8, big block, auto. trans., TH400 only
CA11897H	1971-1971		ENGINE HARNESS, V8, big block, auto. trans., TH400 only, with HEI Note: This harness is modified for use with an HEI distributor
CA11834	1971-1971		ENGINE HARNESS, V8, big block, manual trans.

PART #	YEARS	DATE CODE	DESCRIPTION
CA11834H	1971-1971		ENGINE HARNESS, V8, big block, manual trans., with HEI Note: This harness is modified for use with an HEI distributor
CA11922	1971-1971		ENGINE HARNESS, V8, small block, auto. trans.,
CA11922H	1971-1971		ENGINE HARNESS, V8, small block, auto. trans., with HEI Note: This harness is modified for use with an HEI distributor
CA11898	1971-1971		ENGINE HARNESS, V8, small block, auto. trans., TH400 only
CA11898H	1971-1971		ENGINE HARNESS, V8, small block, auto. trans., TH400 only, with HEI Note: This harness is modified for use with an HEI distributor
CA11832	1971-1971		ENGINE HARNESS, V8, small block, manual trans.
CA11832H	1971-1971		ENGINE HARNESS, V8, small block, manual trans., with HEI Note: This harness is modified for use with an HEI distributor
CA28002	1972-1972		ENGINE HARNESS, 6 cyl., with warning lights Note: Manual trans. cars require use of CA28033 TCS switch extension
CA28008	1972-1972		ENGINE HARNESS, V8, big block, manual trans., with factory gauges
CA28004	1972-1972		ENGINE HARNESS, V8, big block, manual trans., with warning lights
CA28009	1972-1972		ENGINE HARNESS, V8, big block, TH400 auto. trans., with factory gauges
CA28005	1972-1972		ENGINE HARNESS, V8, big block, TH400 auto. trans., with warning lights
CA28007	1972-1972		ENGINE HARNESS, V8, small block, TH400 auto. trans., with factory gauges
CA28006	1972-1972		ENGINE HARNESS, V8, small block, with factory gauges Note: Manual trans. cars require use of CA28033 TCS switch extension
CA28003	1972-1972		ENGINE HARNESS, V8, small block, with warning lights Note: Manual trans. cars require use of CA28033 TCS switch extension
CA32790	1973-1973		ENGINE HARNESS, 6 cyl., with warning lights
CA38237	1973-1973		ENGINE HARNESS, V8, TH400 auto. trans., with factory gauges
CA38222	1973-1973		ENGINE HARNESS, V8, TH400 auto. trans., with warning lights
CA31990	1973-1973		ENGINE HARNESS, V8, with factory gauges Note: Manual trans. cars require use of 17365 TCS switch extension
CA31986	1973-1973		ENGINE HARNESS, V8, with warning lights Note: Manual trans. cars require use of 17365 TCS switch extension
CA48360	1974-1974		ENGINE HARNESS, 6 cyl., auto. trans., with warning lights, w/o TCS
CA48359	1974-1974		ENGINE HARNESS, 6 cyl., manual trans., with warning lights, with TCS
CA48364	1974-1974		ENGINE HARNESS, V8, auto. trans., with factory gauges
CA48362	1974-1974		ENGINE HARNESS, V8, auto. trans., with warning lights, w/o TCS
CA48363	1974-1974		ENGINE HARNESS, V8, manual trans., with factory gauges
CA48434	1974-1974		ENGINE HARNESS, V8, manual trans., with factory gauges and H.E.I.
CA48433	1974-1974		ENGINE HARNESS, V8, manual trans., with warning lights and H.E.I.
CA48361	1974-1974		ENGINE HARNESS, V8, manual trans., with warning lights, with TCS
CA48375	1974-1974		ENGINE HARNESS, V8, TH400 auto. trans., with factory gauges
CA48435	1974-1974		ENGINE HARNESS, V8, TH400 auto. trans., with factory gauges and H.E.I.
CA48370	1974-1974		ENGINE HARNESS, V8, TH400 auto. trans., with warning lights
CA48436	1974-1974		ENGINE HARNESS, V8, TH400 auto. trans., with warning lights and H.E.I.
CA58440	1975-1975		ENGINE HARNESS, 6 cyl., (with integrated cylinder head)
CA56150	1975-1975		ENGINE HARNESS, 6 cyl., (without integrated cylinder head)
CA58444	1975-1975		ENGINE HARNESS, V8, auto. trans., with factory gauges
CA58442	1975-1975		ENGINE HARNESS, V8, auto. trans., with warning lights
CA58596	1975-1975		ENGINE HARNESS, V8, manual trans., with factory gauges
CA58595	1975-1975		ENGINE HARNESS, V8, manual trans., with warning lights
CA66201	1976-1976		ENGINE HARNESS, 6 cyl.
CA58442	1976-1979		ENGINE HARNESS, V8, all
CA76542	1977-1977		ENGINE HARNESS, 6 cyl., except NB2 California emission option
CA76495	1977-1977		ENGINE HARNESS, 6 cyl., with NB2 California emission option
CA85344	1978-1978		ENGINE HARNESS, 6 cyl., except NB2 California emission option
CA85345	1978-1978		ENGINE HARNESS, 6 cyl., with NB2 California emission option
CA85357	1978-1978		ENGINE HARNESS, V8, with NB2 California emission option
CA58442	1978-1978		ENGINE HARNESS, V8, except NB2 California emission option

PART #	YEARS	DATE CODE	DESCRIPTION
CA95519	1979-1979		ENGINE HARNESS, 6 cyl., except NB2 California emission option
CA95520	1979-1979		ENGINE HARNESS, 6 cyl., with NB2 California emission option
CA05909	1980-1980		ENGINE HARNESS, V6, 229 c.i. (LC3), with K30, with MV9
CA05911	1980-1980		ENGINE HARNESS, V6, 229 c.i. (LC3), with MV9
CA05642	1980-1980		ENGINE HARNESS, V6, 229 c.i. (LC3), without K30, without MV9
CA05774	1980-1980		ENGINE HARNESS, V8, 267, 305, 350 c.i. (L39, LG4, LM1)
CA05688	1980-1981		ENGINE HARNESS, V6, 231 c.i. (LD5)
CA05642	1981-1981		ENGINE HARNESS, V6, 229 c.i. (LC3)
CA16128	1981-1981		ENGINE HARNESS, V8, 267, 305, 350 c.i. (L39, LG4, LM1)
ENGINE ALTERNATOR CONVERSION KITS			
37787	1972-1972		ALTERNATOR CONVERSION KIT, external regulator to internal "CS" alternator Note: This is a plug-in conversion that can be used with 1986 and later "CS" series alternators
27555	1972-1972		ALTERNATOR CONVERSION KIT, external regulator to internal "SI" alternator Note: This is a plug-in conversion that can be used with 1985 and earlier "SI" series alternators
FRONT LIGHT ALTERNATOR CONVERSION KITS			
37787	1967-1971		ALTERNATOR CONVERSION KIT, external regulator to internal "CS" alternator Note: This is a plug-in conversion that can be used with a 1986 and later "CS" series alternators
27555	1967-1971		ALTERNATOR CONVERSION KIT, external regulator to internal "SI" alternator Note: This is a plug-in conversion that can be used with 1985 and earlier "SI" series alternators
FRONT LIGHT HARNESSES			
CA72096	1967-1967		FRONT LIGHT HARNESS, 6 cyl., rally sport, with warning lights
CA72093	1967-1967		FRONT LIGHT HARNESS, 6 cyl., standard, with warning lights
CA72098	1967-1967		FRONT LIGHT HARNESS, V8, rally sport, with factory gauges
CA72098DI	1967-1967		FRONT LIGHT HARNESS, V8, rally sport, with factory gauges - ALTDI Note: Modified for driver side 1985 and earlier "SI" series internal regulator alternator
CA72098PI	1967-1967		FRONT LIGHT HARNESS, V8, rally sport, with factory gauges - ALTPI Note: Modified for passenger side 1985 and earlier "SI" series internal regulator alternator
CA72097	1967-1967		FRONT LIGHT HARNESS, V8, rally sport, with warning lights
CA72097DI	1967-1967		FRONT LIGHT HARNESS, V8, rally sport, with warning lights - ALTDI Note: Modified for driver side 1985 and earlier "SI" series internal regulator alternator
CA72097PI	1967-1967		FRONT LIGHT HARNESS, V8, rally sport, with warning lights - ALTPI Note: Modified for passenger side 1985 and earlier "SI" series internal regulator alternator
CA72095	1967-1967		FRONT LIGHT HARNESS, V8, standard, with factory gauges
CA72095DI	1967-1967		FRONT LIGHT HARNESS, V8, standard, with factory gauges - ALTDI Note: Modified for driver side 1985 and earlier "SI" series internal regulator alternator
CA72095PI	1967-1967		FRONT LIGHT HARNESS, V8, standard, with factory gauges - ALTPI Note: Modified for passenger side 1985 and earlier "SI" series internal regulator alternator
CA72094	1967-1967		FRONT LIGHT HARNESS, V8, standard, with warning lights
CA72094DI	1967-1967		FRONT LIGHT HARNESS, V8, standard, with warning lights - ALTDI Note: Modified for driver side 1985 and earlier "SI" series internal regulator alternator
CA72094PI	1967-1967		FRONT LIGHT HARNESS, V8, standard, with warning lights - ALTPI Note: Modified for passenger side 1985 and earlier "SI" series internal regulator alternator
CA71830	1967-1967		FRONT LIGHT RALLY SPORT HEADLIGHT DOOR DIODE EXTENSION, with in-line diode Note: Used for connection from front light harness to light and ignition switches
CA85099	1968-1968		FRONT LIGHT HARNESS, 6 cyl., rally sport, with warning lights
CA85053	1968-1968		FRONT LIGHT HARNESS, 6 cyl., standard, with warning lights
CA85053DI	1968-1968		FRONT LIGHT HARNESS, 6 cyl., standard, with warning lights - ALTDI Note: Modified for driver side 1985 and earlier "SI" series internal regulator alternator
CA85101	1968-1968		FRONT LIGHT HARNESS, V8, rally sport, with factory gauges
CA85101DI	1968-1968		FRONT LIGHT HARNESS, V8, rally sport, with factory gauges- ALTDI Note: Modified for driver side 1985 and earlier "SI" series internal regulator alternator
CA85101PI	1968-1968		FRONT LIGHT HARNESS, V8, rally sport, with factory gauges- ALTPI Note: Modified for passenger side 1985 and earlier "SI" series internal regulator alternator
CA85100	1968-1968		FRONT LIGHT HARNESS, V8, rally sport, with warning lights
CA85100DI	1968-1968		FRONT LIGHT HARNESS, V8, rally sport, with warning lights - ALTDI Note: Modified for driver side 1985 and earlier "SI" series internal regulator alternator
CA85100PI	1968-1968		FRONT LIGHT HARNESS, V8, rally sport, with warning lights - ALTPI Note: Modified for passenger side 1985 and earlier "SI" series internal regulator alternator

PART #	YEARS	DATE CODE	DESCRIPTION
CA85058	1968-1968		FRONT LIGHT HARNESS, V8, standard, with factory gauges
CA85058DI	1968-1968		FRONT LIGHT HARNESS, V8, standard, with factory gauges - ALTDI Note: Modified for driver side 1985 and earlier "SI" series internal regulator alternator
CA85058PI	1968-1968		FRONT LIGHT HARNESS, V8, standard, with factory gauges - ALTPI Note: Modified for passenger side 1985 and earlier "SI" series internal regulator alternator
CA85054	1968-1968		FRONT LIGHT HARNESS, V8, standard, with warning lights
CA85054DI	1968-1968		FRONT LIGHT HARNESS, V8, standard, with warning lights - ALTDI Note: Modified for driver side 1985 and earlier "SI" series internal regulator alternator
CA85054PI	1968-1968		FRONT LIGHT HARNESS, V8, standard, with warning lights - ALTPI Note: Modified for passenger side 1985 and earlier "SI" series internal regulator alternator
CA97540	1969-1969		FRONT LIGHT HARNESS, 6 cyl., with warning lights
CA97542	1969-1969		FRONT LIGHT HARNESS, V8, with factory gauges
CA97542DI	1969-1969		FRONT LIGHT HARNESS, V8, with factory gauges - ALTPI Note: Modified for driver side 1983-85 and earlier "SI" series internal regulator alternator
CA97542PI	1969-1969		FRONT LIGHT HARNESS, V8, with factory gauges - ALTPI Note: Modified for passenger side 1985 and earlier "SI" series internal regulator alternator
CA97541	1969-1969		FRONT LIGHT HARNESS, V8, with warning lights
CA97541DI	1969-1969		FRONT LIGHT HARNESS, V8, with warning lights - ALTPI Note: Modified for driver side 1983-85 and earlier "SI" series internal regulator alternator
CA97541PI	1969-1969		FRONT LIGHT HARNESS, V8, with warning lights - ALTPI Note: Modified for passenger side 1985 and earlier "SI" series internal regulator alternator
CA97543	1969-1969		FRONT LIGHT rally sport headlight washer pump wires, (set of 2)
CA01392	1970-1970		FRONT LIGHT HARNESS, 6 cyl., with warning lights
CA01394	1970-1970		FRONT LIGHT HARNESS, V8, with factory gauges
CA01394PI	1970-1970		FRONT LIGHT HARNESS, V8, with factory gauges - ALTPI Note: Modified for passenger side 1985 and earlier "SI" series internal regulator alternator
CA01393	1970-1970		FRONT LIGHT HARNESS, V8, with warning lights
CA01393PI	1970-1970		FRONT LIGHT HARNESS, V8, with warning lights - ALTPI Note: Modified for passenger side 1985 and earlier "SI" series internal regulator alternator
CA01556	1970-1970		FRONT LIGHT HARNESS, V8, with warning lights and A/C
CA01556PI	1970-1970		FRONT LIGHT HARNESS, V8, with warning lights and A/C - ALTPI Note: Modified for passenger side 1985 and earlier "SI" series internal regulator alternator
CA11794	1971-1971		FRONT LIGHT HARNESS, 6 cyl., with warning lights
CA17785	1971-1971		FRONT LIGHT HARNESS, V8, with factory gauges
CA17785PI	1971-1971		FRONT LIGHT HARNESS, V8, with factory gauges - ALTPI Note: Modified for passenger side 1985 and earlier "SI" series internal regulator alternator
CA11858	1971-1971		FRONT LIGHT HARNESS, V8, with warning lights
CA11858PI	1971-1971		FRONT LIGHT HARNESS, V8, with warning lights - ALTPI Note: Modified for passenger side 1985 and earlier "SI" series internal regulator alternator
CA28010	1972-1972		FRONT LIGHT HARNESS, all models
CA38212	1973-1973		FRONT LIGHT HARNESS, all models
CA48312	1974-1974		FRONT LIGHT HARNESS, all models
CA58497	1975-1975		FRONT LIGHT HARNESS, all models, with seat belt interlock relay
CA56228	1975-1975		FRONT LIGHT HARNESS, all models, without seat belt interlock relay
CA56228	1976-1976		FRONT LIGHT HARNESS, all models
CA66447	1977-1977		FRONT LIGHT HARNESS, all models
CA86672	1978-1978		FRONT LIGHT HARNESS, all models
CA95482	1979-1980		FRONT LIGHT HARNESS, all models
CA96281	1981-1981		FRONT LIGHT HARNESS, all models
FUEL TANK SENDER HARNESSSES			
CA71184	1967-1968		FUEL TANK SENDER HARNESS
CA97607	1969-1969		FUEL TANK SENDER HARNESS
CA01600	1970-1973		FUEL TANK SENDER HARNESS
CA48401	1974-1974		FUEL TANK SENDER HARNESS
36272	1975-1977		FUEL TANK SENDER HARNESS
36269	1978-1981		FUEL TANK SENDER HARNESS

PART #	YEARS	DATE CODE	DESCRIPTION
GLOVE BOX LIGHT ASSEMBLIES			
18000	1967-1969		GLOVE BOX LIGHT ASSEMBLY, complete, (socket, bulb and wire)
36134	1970-1979		GLOVE BOX LIGHT AND SWITCH ASSEMBLY w/o A/C, complete with bulb and terminal
CA01594	1970-1979		GLOVE BOX LIGHT EXTENSION HARNESS, w/o A/C, plugs into glove box light switch assembly
CA01725	1970-1979		GLOVE BOX LIGHT EXTENSION HARNESS, with A/C, plugs into glove box light switch assembly
CA05717	1980-1981		GLOVE BOX LIGHT AND CLOCK HARNESS, dash mounted clock
GROUND STRAP KITS			
CA67GS61	1967-1968		GROUND STRAP KIT, 6 cyl., for engine and subframe grounding
CA67GS81	1967-1968		GROUND STRAP KIT, V8, for engine and subframe grounding
CA69GS61	1969-1969		GROUND STRAP KIT, 6 cyl., for engine and subframe grounding
CA69GS81	1969-1969		GROUND STRAP KIT, V8, for engine and subframe grounding
GROUND STRAPS			
04245	1974-1975		GROUND STRAP, V8, valve cover to firewall, RH
10465	1976-1977		GROUND STRAP, V8, valve cover to firewall, LH & RH
27930	1978-1981		GROUND STRAP, valve cover
GROUND WIRES			
01655	1967-1969		GROUND WIRE, voltage regulator
20455	1968-1968		GROUND WIRE, instrument cluster
HEATER HARNESSES			
CA38278	1973-1981		HEATER HARNESS, without A/C
HORN WIRE HARNESSES			
CG67814	1967-1967		HORN WIRE EXTENSION, optional low note horn
CA85117	1968-1968		HORN WIRE, optional third note horn, all except rally sport
CG70552	1968-1968		HORN WIRE, optional third note horn, with rally sport only
CA38378	1973-1973		HORN JUMPER WIRE, dual horns
CA58459	1974-1976		HORN JUMPER WIRE, dual horns
CA66577	1977-1977		HORN JUMPER WIRE, dual horns
CA95434	1978-1980		HORN JUMPER WIRE, dual horns
CA06162	1981-1981		HORN JUMPER WIRE, dual horns
IDLE STOP SOLENOID CONTROL WIRES			
38290	1968-1968		IDLE STOP SOLENOID CONTROL WIRE, all auto. trans.
CA01557	1970-1970		IDLE STOP SOLENOID CONTROL WIRE, all V8, except big block with manual trans.
NEUTRAL SAFETY SWITCH HARNESSES			
CA01608	1970-1973		NEUTRAL SAFETY SWITCH HARNESS, manual trans., (from dash to clutch switch)
CA66363	1975-1975		NEUTRAL SAFETY SWITCH HARNESS, manual trans., without seat belt starter interlock
CA66363	1976-1978		NEUTRAL SAFETY SWITCH HARNESS, manual trans.
POWER ACCESSORY LEAD WIRES			
CA71733	1967-1968		POWER ACCESSORY LEAD WIRE, circuit breaker to power window and top harness Note: This is a dual feed wire from the circuit breaker to both power accessory harnesses
CA70627	1967-1971		POWER ACCESSORY LEAD WIRE, horn relay to power window and top circuit breaker
CA91582	1969-1969		POWER ACCESSORY LEAD WIRE, circuit breaker to power window, seat or top harness Note: This is a single feed wire from the circuit breaker for power accessory harnesses
CA38392	1973-1974		POWER ACCESSORY LEAD WIRE, circuit breaker to power window harness
CA38391	1973-1974		POWER ACCESSORY LEAD WIRE, horn relay to power window circuit breaker
FB09485	1973-1974		POWER FEED HARNESS, fuse block to power feed extension
POWER SEAT HARNESSES			
14260	1968-1968		POWER SEAT ADJUSTER FEED HARNESS
14255	1968-1969		POWER SEAT HARNESS, 4-way driver's seat
POWER TOP HARNESSES			
CA71716	1967-1968		POWER TOP HARNESS, convertible
CA71583	1969-1969		POWER TOP HARNESS, convertible

PART #	YEARS	DATE CODE	DESCRIPTION
POWER WINDOW HARNESSES			
CA71671	1967-1967		POWER WINDOW HARNESS, driver's (LH) door, with under dash crossover
CA71672	1967-1967		POWER WINDOW HARNESS, passenger's (RH) door
CA87506	1967-1969		POWER WINDOW HARNESS, rear quarter window, (2 required per car)
36048	1967-1969		POWER WINDOW SWITCH PIGTAIL WIRES, for single power window switch connector
CA80407	1968-1968		POWER WINDOW HARNESS, driver's (LH) door, with under dash crossover
CA81504	1968-1969		POWER WINDOW HARNESS, passenger's (RH) door
CA91570	1969-1969		POWER WINDOW HARNESS, driver's (LH) door, with under dash crossover
CA37721	1973-1974		POWER WINDOW HARNESS, console switch to under dash junction Note: Connects to LH door extension and body harness crossover for RH door extension
14520	1973-1975		POWER WINDOW HARNESS DOOR EXTENSION, (LH) or (RH) door (2 required per car) Note: Customer must supply original door boot
CA57724	1975-1975		POWER WINDOW HARNESS, console switch to under dash junction Note: Connects to LH door extension and body harness crossover for RH door extension
CA64665	1976-1981		POWER WINDOW HARNESS DOOR EXTENSION, (LH) or (RH) door, (2 required per car) Note: Customer must supply original door boot
CA67300	1976-1981		POWER WINDOW HARNESS, console switch to under dash junction Note: Connects to LH door extension and body harness crossover for RH door extension
REAR BODY HARNESSES			
CA77509	1967-1967		REAR BODY HARNESS, convertible, rally sport
CA77508	1967-1967		REAR BODY HARNESS, convertible, standard
CA77511	1967-1967		REAR BODY HARNESS, coupe, rally sport, with under dash courtesy lights
CA77510	1967-1967		REAR BODY HARNESS, coupe, standard
CA77512	1967-1967		REAR BODY HARNESS, coupe, standard, with under dash courtesy lights
CA80071	1968-1968		REAR BODY HARNESS, convertible, rally sport
CA80070	1968-1968		REAR BODY HARNESS, convertible, standard
CA80069	1968-1968		REAR BODY HARNESS, coupe, rally sport, with under dash courtesy lights
CA80067	1968-1968		REAR BODY HARNESS, coupe, standard
CA80068	1968-1968		REAR BODY HARNESS, coupe, standard, with under dash courtesy lights
CA91691	1969-1969		REAR BODY HARNESS, convertible, dash to quarter panel
CA91689	1969-1969		REAR BODY HARNESS, coupe, dash to quarter panel
CA91690	1969-1969		REAR BODY HARNESS, coupe, dash to quarter panel, with under dash courtesy lights
CA91693	1969-1969		REAR BODY HARNESS, rally sport, for rear body panel
CA91692	1969-1969		REAR BODY HARNESS, standard, for rear body panel
CA07978	1970-1972		REAR BODY HARNESS, dash to quarter panel, w/o seat belt warning
CA09276	1970-1973		REAR BODY HARNESS, all, for rear body panel
CA26036	1972-1972		REAR BODY HARNESS, dash to quarter panel, with seat belt warning
CA26036	1973-1973		REAR BODY HARNESS, dash to quarter panel
CA40632	1974-1974		REAR BODY HARNESS, dash to quarter panel, with power windows and door locks Note: We tag seat belt interlock connection, as it is not available
CA56961	1975-1975		REAR BODY HARNESS, dash to quarter panel, with power door locks
CA56960	1975-1975		REAR BODY HARNESS, dash to quarter panel, with power windows
CA57501	1975-1975		REAR BODY HARNESS, dash to quarter panel, with power windows and locks
CA57519	1975-1975		REAR BODY HARNESS, dash to quarter panel, without power windows or locks
CA67011	1976-1977		REAR BODY HARNESS, dash to quarter panel, with power locks
CA67010	1976-1977		REAR BODY HARNESS, dash to quarter panel, with power windows
CA67008	1976-1977		REAR BODY HARNESS, dash to quarter panel, with power windows and locks
CA65876	1976-1977		REAR BODY HARNESS, dash to quarter panel, without power windows and locks
CA86240	1978-1978		REAR BODY HARNESS, all, for rear body panel
CA86620	1978-1979		REAR BODY HARNESS, dash to quarter panel, with power locks
CA96237	1978-1979		REAR BODY HARNESS, dash to quarter panel, with power windows
CA86621	1978-1979		REAR BODY HARNESS, dash to quarter panel, with power windows and locks
CA86236	1978-1981		REAR BODY HARNESS, dash to quarter panel, without power windows and locks
CA86240	1979-1981		REAR BODY HARNESS, all, for rear body panel, except T90 (export only)

PART #	YEARS	DATE CODE	DESCRIPTION
CA00118	1980-1981		REAR BODY HARNESS, dash to quarter panel, with power locks
CA07155	1980-1981		REAR BODY HARNESS, dash to quarter panel, with power windows
CA07157	1980-1981		REAR BODY HARNESS, dash to quarter panel, with power windows and locks
REAR WINDOW DEFROSTER HARNESSES			
CA71668	1967-1967		REAR WINDOW DEFROSTER HARNESS
CA80028	1968-1968		REAR WINDOW DEFROSTER HARNESS
CA91801	1969-1969		REAR WINDOW DEFROSTER HARNESS
CA09479	1970-1978		REAR WINDOW DEFROSTER HARNESS
CA95664	1979-1979		REAR WINDOW DEFROSTER HARNESS, with timer connection, dash side
SPEAKER HARNESSES			
CG50858	1967-1968		SPEAKER HARNESS, to single rear deck speaker
CA79256	1967-1969		SPEAKER GROUND WIRE, convertible rear speaker Note: When using a factory stereo setup, 2 of these wires are required
CG53526	1967-1969		SPEAKER HARNESS, four speaker stereo
CA70068	1967-1969		SPEAKER HARNESS, front stereo speakers
08210	1967-1969		SPEAKER HARNESS, rear deck stereo speakers
CA85250	1968-1968		STEREO MULTIPLEX POWER ADAPTER HARNESS
CA85249	1968-1969		SPEAKER EXTENSION CONSOLE STEREO TAPE PLAYER AND MULTIPLEX
38572	1970-1971		SPEAKER HARNESS, AM, AM/FM mono with single center dash speaker, and rear seat speaker fader connection Note: Requires 38574 speaker extension to complete rear seat speaker connection
CA01559	1970-1973		SPEAKER HARNESS, AM or AM/FM and center dash speaker only
CA50747	1970-1975		SPEAKER HARNESS, with 2 speaker factory stereo Note: Requires 38574 speaker extension to complete rear seat speaker connection
38574	1970-1977		SPEAKER HARNESS, rear seat extension
CA58080	1972-1976		SPEAKER HARNESS, AM, AM/FM mono with single center dash speaker, and integral rear seat speaker fader Note: Requires 38574 speaker extension to complete rear seat speaker connection
CA01559	1974-1976		SPEAKER HARNESS, AM or AM/FM and center dash speaker only, accessory only
CA61959	1977-1977		SPEAKER HARNESS, center front dash speaker
CA73890	1977-1977		SPEAKER HARNESS, rear seat extension jumper
CA87135	1978-1981		SPEAKER HARNESS, rear seat speaker, mono
SPEED WARNING HARNESSES			
CA71353	1967-1967		SPEED WARNING HARNESS
CA85111	1968-1968		SPEED WARNING HARNESS
CA97606	1969-1969		SPEED WARNING HARNESS
STEERING COLUMN ADAPTER HARNESSES			
36882	1967-1968		STEERING COLUMN ADAPTER HARNESS, for 1969-1976 GM column to stock dash Note: Adapts horn, directionals, hazard flasher to stock 9 pin T/L dash connector
38127	1967-1968		STEERING COLUMN ADAPTER HARNESS, for 1977 and later GM column to stock dash Note: Adapts horn, directionals, hazard flasher to stock 9 pin T/L dash connector
TACHOMETER HARNESSES			
CA6907	1969-1969		TACHOMETER CONVERSION HARNESS
CA66125	1976-1981		TACHOMETER LEAD WIRE, dash harness to tachometer filter
TRANSISTOR IGNITION AMPLIFIER REPLACEMENT MODULE			
32270	1967-1969		TRANSISTOR IGNITION AMPLIFIER REPLACEMENT MODULE Note: Replaces original circuit board in amplifier
TRANSISTOR IGNITION HARNESSES			
CF46913	1967-1968		TRANSISTOR IGNITION EXTENSION HARNESS, ignition switch to extension harness
36053	1969-1969		TRANSISTOR IGNITION AMPLIFIER EXTENSION, from internal circuit board to amplifier pigtail harness connector
CA97688	1969-1969		TRANSISTOR IGNITION AMPLIFIER HARNESS
CA97793	1969-1969		TRANSISTOR IGNITION COIL GROUND WIRE
CA91973	1969-1969		TRANSISTOR IGNITION EXTENSION WIRE, bulkhead connector to transistor ignition harness Note: Used with dealer installed service replacement transistor ignition
CA97792	1969-1969		TRANSISTOR IGNITION EXTENSION WIRE, ignition switch to transistor ignition harness

PART #	YEARS	DATE CODE	DESCRIPTION
TRANSMISSION CONTROLLED SPARK HARNESSES			
CA11885	1971-1971		T.C.S. TRANSMISSION CONTROLLED SPARK JUMPER WIRE, A/C with warning lights, for double terminal temperature sender unit
CA11884	1971-1971		T.C.S. TRANSMISSION CONTROLLED SPARK JUMPER WIRE, for single terminal temperature sender unit
CA28033	1972-1972		T.C.S. TRANSMISSION SWITCH EXTENSION, from engine harness to trans. switch, manual trans.
17365	1973-1974		T.C.S. TRANSMISSION SWITCH EXTENSION, from engine harness to trans. switch, manual trans.
TRANSMISSION KICKDOWN HARNESSES			
CA79257	1967-1967		TRANSMISSION KICKDOWN HARNESS, TH400 automatic trans.
CA89365	1968-1969		TRANSMISSION KICKDOWN HARNESS, TH400 automatic trans.
*INFO_04	1970-1970		TRANSMISSION KICKDOWN HARNESS, TH400 automatic trans., (see 1970 Engine Harness)
CA11896	1971-1974		TRANSMISSION KICKDOWN HARNESS, TH400 automatic trans.
TRUNK LIGHT ASSEMBLIES AND WIRING			
CA73101	1967-1969		TRUNK LIGHT ASSEMBLY, convertible, with extension wire
CA73100	1967-1969		TRUNK LIGHT ASSEMBLY, coupe, with extension wire
CA03102	1970-1981		TRUNK LIGHT ASSEMBLY, with lead wire and extension wire
TRUNK LIGHT EXTENSION HARNESSES			
CA75274	1967-1969		TRUNK LIGHT EXTENSION WIRE, convertible
CA75252	1967-1969		TRUNK LIGHT EXTENSION WIRE, coupe
CA01601	1970-1970		TRUNK LIGHT EXTENSION WIRE
CA09532	1971-1977		TRUNK LIGHT EXTENSION WIRE
UNDERHOOD LIGHT WIRING			
CA73402	1967-1967		UNDERHOOD LIGHT ASSEMBLY
CA96764	1968-1969		UNDERHOOD LIGHT ASSEMBLY
CG20682	1972-1974		UNDERHOOD REPLACEMENT LIGHT ASSEMBLY
2 - Battery Cables			
BATTERY CABLE JUNCTION BLOCK - POSITIVE			
03882795	1967-1971		BATTERY CABLE JUNCTION BLOCK, for positive cable secondary lead
BATTERY CABLES - NEGATIVE / GROUND			
09100	1967-1967		BATTERY CABLE, neg., 6 cyl., with A/C
05055	1967-1967		BATTERY CABLE, neg., 6 cyl., without A/C
09195	1967-1967		BATTERY CABLE, neg., V8, all
04865	1967-1968		BATTERY CABLE, neg., V8, all with HD battery
09930	1968-1968		BATTERY CABLE, neg., 6 cyl., with A/C
04830	1968-1968		BATTERY CABLE, neg., 6 cyl., with A/C, with HD battery
05035	1968-1968		BATTERY CABLE, neg., 6 cyl., without A/C
04865	1968-1968		BATTERY CABLE, neg., 6 cyl., without A/C, with HD battery
04830	1968-1968		BATTERY CABLE, neg., V8, all with A/C
04865	1968-1968		BATTERY CABLE, neg., V8, without A/C, from 8/28/67
09195	1968-1968		BATTERY CABLE, neg., V8, without A/C, prior to 8/28/67
18875	1969-1969		BATTERY CABLE, neg., 6 cyl.
13200	1969-1969		BATTERY CABLE, neg., 6 cyl. (side mount type)
15235	1969-1969		BATTERY CABLE, neg., 6 cyl., with A/C (side mount type)
22705	1969-1969		BATTERY CABLE, neg., V8, (side mount type), with Z28
12560	1969-1969		BATTERY CABLE, neg., V8, 302, 350 c.i., with HD battery
13195	1969-1969		BATTERY CABLE, neg., V8, 307 c.i. (side mount type)
12570	1969-1969		BATTERY CABLE, neg., V8, 307 c.i., with HD battery
36030	1969-1969		BATTERY CABLE, neg., V8, 396-427 c.i. (side mount type)
12565	1969-1969		BATTERY CABLE, neg., V8, 396-427 c.i., with HD battery
22305	1969-1969		BATTERY CABLE, neg., V8, except HD battery
12555	1969-1970		BATTERY CABLE, neg., 6 cyl., with A/C
15030	1970-1970		BATTERY CABLE, neg., 6 cyl.

PART #	YEARS	DATE CODE	DESCRIPTION
15035	1970-1970		BATTERY CABLE, neg., V8
22815	1971-1972		BATTERY CABLE, neg., V8
29445	1971-1972		BATTERY CABLE, neg., V8, 350 c.i. (special high perf.)
29445	1971-1972		BATTERY CABLE, neg., V8, 402 c.i.
22810	1971-1974		BATTERY CABLE, neg., 6 cyl.
22815	1973-1973		BATTERY CABLE, neg., V8, 307 c.i.
29445	1973-1973		BATTERY CABLE, neg., V8, 350 c.i.
29445	1974-1979		BATTERY CABLE, neg., V8
29465	1975-1979		BATTERY CABLE, neg., 6 cyl.
29445	1980-1980		BATTERY CABLE, neg., 267 c.i. (L39), 305 c.i. (LG4), 350 c.i. (LM1)
38838	1980-1980		BATTERY CABLE, neg., V6, 229 c.i. (LC3)
38830	1980-1980		BATTERY CABLE, neg., V6, 231 c.i. (LD5)

BATTERY CABLES - POSITIVE

10705	1967-1967		BATTERY CABLE, pos., V8, except 396 c.i.
10700	1967-1968		BATTERY CABLE, pos., 6 cyl.
18820	1967-1968		BATTERY CABLE, pos., V8, 396 c.i.
09935	1968-1968		BATTERY CABLE, pos., 6 cyl., with HD battery
10710	1968-1968		BATTERY CABLE, pos., V8, except 396 c.i., from 8/28/67
10705	1968-1968		BATTERY CABLE, pos., V8, except 396 c.i., prior to 8/28/67
09925	1968-1969		BATTERY CABLE, pos., V8, 302 c.i., with standard battery
13230	1969-1969		BATTERY CABLE, pos., 6 cyl. (side mount type)
10700	1969-1969		BATTERY CABLE, pos., 6 cyl., with standard battery
43263	1969-1969		BATTERY CABLE, pos., V8, (side mount type), with Z28
10705	1969-1969		BATTERY CABLE, pos., V8, 302, 350 c.i., with HD battery
10710	1969-1969		BATTERY CABLE, pos., V8, 307 c.i., with HD battery
18820	1969-1969		BATTERY CABLE, pos., V8, 396-427 c.i.
13240	1969-1969		BATTERY CABLE, pos., V8, 396-427 c.i. (side mount type)
12585	1969-1969		BATTERY CABLE, pos., V8, 396-427 c.i., with HD battery
13235	1969-1969		BATTERY CABLE, pos., V8, all except 396-427 c.i. (side mount type)
15020	1970-1970		BATTERY CABLE, pos., 6 cyl.
15025	1970-1970		BATTERY CABLE, pos., V8
22820	1971-1971		BATTERY CABLE, pos., 6 cyl.
22805	1971-1971		BATTERY CABLE, pos., V8
36031	1971-1971		BATTERY CABLE, pos., V8, 350 c.i. (special high perf.)
36031	1971-1971		BATTERY CABLE, pos., V8, 402 c.i.
22795	1972-1972		BATTERY CABLE, pos., 6 cyl.
22800	1972-1972		BATTERY CABLE, pos., V8
22645	1972-1972		BATTERY CABLE, pos., V8, 350 c.i. (special high perf.)
22645	1972-1972		BATTERY CABLE, pos., V8, 402 c.i.
22795	1973-1973		BATTERY CABLE, pos., 6 cyl., from 2/21/73
22650	1973-1973		BATTERY CABLE, pos., 6 cyl., prior to 2/21/73
22800	1973-1973		BATTERY CABLE, pos., V8, 307 c.i.
22645	1973-1973		BATTERY CABLE, pos., V8, 350 c.i.
22650	1974-1974		BATTERY CABLE, pos., 6 cyl.
22645	1974-1977		BATTERY CABLE, pos., V8
29455	1975-1977		BATTERY CABLE, pos., 6 cyl.
38832	1978-1978		BATTERY CABLE, pos., 6 cyl., from 11/4/78
29455	1978-1978		BATTERY CABLE, pos., 6 cyl., prior to 11/4/78
38831	1978-1978		BATTERY CABLE, pos., V8, from 11/4/78
22645	1978-1978		BATTERY CABLE, pos., V8, prior to 11/4/78
38832	1979-1979		BATTERY CABLE, pos., 6 cyl.
38831	1979-1979		BATTERY CABLE, pos., V8

PART #	YEARS	DATE CODE	DESCRIPTION
38839	1980-1980		BATTERY CABLE, pos., 229 c.i. (LC3)
38843	1980-1980		BATTERY CABLE, pos., 231 c.i. (LD5), except A/C
38844	1980-1980		BATTERY CABLE, pos., 231 c.i. (LD5), with A/C
38831	1980-1980		BATTERY CABLE, pos., 267 c.i. (L39), 305 c.i. (LG4), 350 c.i. (LM1)

3 - Spark Plugs

ORIGINAL SPARK PLUG WIRE SETS - DATE CODED

1018-663	1967-1967	3-Q-66	SPARK PLUG WIRE SET, L6, all with A/C
1018-671	1967-1967	1-Q-67	SPARK PLUG WIRE SET, L6, all with A/C
1016-663	1967-1967	3-Q-66	SPARK PLUG WIRE SET, L6, all without A/C
1016-671	1967-1967	1-Q-67	SPARK PLUG WIRE SET, L6, all without A/C
1310-663	1967-1967	3-Q-66	SPARK PLUG WIRE SET, V8, all big block
1310-671	1967-1967	1-Q-67	SPARK PLUG WIRE SET, V8, all big block
1228-663	1967-1967	3-Q-66	SPARK PLUG WIRE SET, V8, all small block
1228-671	1967-1967	1-Q-67	SPARK PLUG WIRE SET, V8, all small block
1018-673	1968-1968	3-Q-67	SPARK PLUG WIRE SET, L6, all with A/C
1018-681	1968-1968	1-Q-68	SPARK PLUG WIRE SET, L6, all with A/C
1016-673	1968-1968	3-Q-67	SPARK PLUG WIRE SET, L6, all without A/C
1016-681	1968-1968	1-Q-68	SPARK PLUG WIRE SET, L6, all without A/C
1310-673	1968-1968	3-Q-67	SPARK PLUG WIRE SET, V8, all big block
1310-681	1968-1968	1-Q-68	SPARK PLUG WIRE SET, V8, all big block
1228-673	1968-1968	3-Q-67	SPARK PLUG WIRE SET, V8, all small block
1228-681	1968-1968	1-Q-68	SPARK PLUG WIRE SET, V8, all small block
1018-683	1969-1969	3-Q-68	SPARK PLUG WIRE SET, L6, all with A/C
1018-691	1969-1969	1-Q-69	SPARK PLUG WIRE SET, L6, all with A/C
1016-683	1969-1969	3-Q-68	SPARK PLUG WIRE SET, L6, all without A/C
1016-691	1969-1969	1-Q-69	SPARK PLUG WIRE SET, L6, all without A/C
1310-683	1969-1969	3-Q-68	SPARK PLUG WIRE SET, V8, all big block
1310-691	1969-1969	1-Q-69	SPARK PLUG WIRE SET, V8, all big block
1230-683	1969-1969	3-Q-68	SPARK PLUG WIRE SET, V8, all small block
1230-691	1969-1969	1-Q-69	SPARK PLUG WIRE SET, V8, all small block
1016-693	1970-1970	3-Q-69	SPARK PLUG WIRE SET, L6, all
1016-701	1970-1970	1-Q-70	SPARK PLUG WIRE SET, L6, all
1310-693	1970-1970	3-Q-69	SPARK PLUG WIRE SET, V8, all big block
1310-701	1970-1970	1-Q-70	SPARK PLUG WIRE SET, V8, all big block
1230-693	1970-1970	3-Q-69	SPARK PLUG WIRE SET, V8, all small block
1230-701	1970-1970	1-Q-70	SPARK PLUG WIRE SET, V8, all small block
1016-703	1971-1971	3-Q-70	SPARK PLUG WIRE SET, L6, all
1016-711	1971-1971	1-Q-71	SPARK PLUG WIRE SET, L6, all
1310-703	1971-1971	3-Q-70	SPARK PLUG WIRE SET, V8, all big block
1310-711	1971-1971	1-Q-71	SPARK PLUG WIRE SET, V8, all big block
1230-703	1971-1971	3-Q-70	SPARK PLUG WIRE SET, V8, all small block
1230-711	1971-1971	1-Q-71	SPARK PLUG WIRE SET, V8, all small block
1231-703	1971-1971	3-Q-70	SPARK PLUG WIRE SET, V8, all small block Z-28
1231-711	1971-1971	1-Q-71	SPARK PLUG WIRE SET, V8, all small block Z-28
1016-713	1972-1972	3-Q-71	SPARK PLUG WIRE SET, L6, all
1016-721	1972-1972	1-Q-72	SPARK PLUG WIRE SET, L6, all
1312-713	1972-1972	3-Q-71	SPARK PLUG WIRE SET, V8, all big block
1312-721	1972-1972	1-Q-72	SPARK PLUG WIRE SET, V8, all big block
1230-713	1972-1972	3-Q-71	SPARK PLUG WIRE SET, V8, all small block
1230-721	1972-1972	1-Q-72	SPARK PLUG WIRE SET, V8, all small block
1231-713	1972-1972	3-Q-71	SPARK PLUG WIRE SET, V8, all small block Z-28
1231-721	1972-1972	1-Q-72	SPARK PLUG WIRE SET, V8, all small block Z-28

PART #	YEARS	DATE CODE	DESCRIPTION
1016-723	1973-1973	3-Q-72	SPARK PLUG WIRE SET, L6, all
1016-731	1973-1973	1-Q-73	SPARK PLUG WIRE SET, L6, all
1230-723	1973-1973	3-Q-72	SPARK PLUG WIRE SET, V8, all
1230-731	1973-1973	1-Q-73	SPARK PLUG WIRE SET, V8, all
1016-733	1974-1974	3-Q-73	SPARK PLUG WIRE SET, L6, all
1016-741	1974-1974	1-Q-74	SPARK PLUG WIRE SET, L6, all
1232-733	1974-1974	3-Q-73	SPARK PLUG WIRE SET, V8, all
1232-741	1974-1974	1-Q-74	SPARK PLUG WIRE SET, V8, all

ORIGINAL SPARK PLUG WIRE SETS - REPRODUCTION - NOT DATE CODED

1234-999	1974-1974	NOT	SPARK PLUG WIRE SET, V8, all with H.E.I. (THESE ARE REPRODUCTION BUT ARE NOT DATE CODED)
1234-999	1975-1975	NOT	SPARK PLUG WIRE SET, V8, all, (THESE ARE REPRODUCTION BUT ARE NOT DATE CODED)
1242-999	1976-1977	NOT	SPARK PLUG WIRE SET, V8, all, (THESE ARE REPRODUCTION BUT ARE NOT DATE CODED)
1244-999	1978-1978	NOT	SPARK PLUG WIRE SET, V8, all, (THESE ARE REPRODUCTION BUT ARE NOT DATE CODED)
1256-999	1979-1979	NOT	SPARK PLUG WIRE SET, V8, all, (THESE ARE REPRODUCTION BUT ARE NOT DATE CODED)
1260-999	1980-1980	NOT	SPARK PLUG WIRE SET, V8, all with California emissions option (THESE ARE REPRODUCTION BUT ARE NOT DATE CODED)
1256-999	1980-1980	NOT	SPARK PLUG WIRE SET, V8, all without California emissions option (THESE ARE REPRODUCTION BUT ARE NOT DATE CODED)
1260-999	1981-1981	NOT	SPARK PLUG WIRE SET, V8, all, (THESE ARE REPRODUCTION BUT ARE NOT DATE CODED)
1258-999	1982-1982	NOT	SPARK PLUG WIRE SET, V8, all with cross fire injection (THESE ARE REPRODUCTION BUT ARE NOT DATE CODED)
1264-999	1982-1982	NOT	SPARK PLUG WIRE SET, V8, without Cross Fire Injection

REPLACEMENT SPARK PLUG WIRE SETS - NOT DATE CODED

1252-999	1967-1968	NOT	SPARK PLUG WIRE SET, V8, all small block
1352-999	1967-1971	NOT	SPARK PLUG WIRE SET, V8, all big block
1254-999	1969-1974	NOT	SPARK PLUG WIRE SET, V8, all small block
1354-999	1972-1972	NOT	SPARK PLUG WIRE SET, V8, all big block

4 - Switches & Parts

BACKUP LIGHT SWITCHES

510048	1967-1968	BACK UP SWITCH WIRING FOR HURST STYLE BUTTON SWITCH, from firewall to switch
01993413	1967-1968	BACKUP LIGHT SWITCH ASSEMBLY, manual trans.
39504	1967-1968	BACKUP SWITCH MOUNTING KIT, muncie 4 speed, includes bracket, shield, rod, clips, screws and washers
03943657	1969-1972	BACKUP LIGHT SWITCH, manual trans.
03943657	1973-1981	BACKUP LIGHT SWITCH, manual trans., (service part)

Note: This part number is not 100% correct in appearance for this application, although it will operate correctly. This application was serviced by GM part number 06270695.

BREAKERLESS SE IGNITION SYSTEM

38131	1967-1974	BREAKERLESS SE IGNITION SYSTEM, GM V8 point conversion kit Note: Replaces stock points with an electronic SE ignition module
-------	-----------	--

CIRCUIT BREAKERS

04749164	1967-1967	CIRCUIT BREAKER, 10 amp rally sport headlight motor relay, power
04850166	1967-1969	CIRCUIT BREAKER, 30 amp for p/windows or p/top
04850166	1973-1979	CIRCUIT BREAKER, 30 amp for p/windows or p/locks

COURTESY LIGHT HARNESSES BRACKET

04876930	1967-1969	MOUNTING BRACKET, for under dash courtesy light harness lamp socket, (2 required per car)
----------	-----------	---

HEADLIGHT SWITCHES

01995191	1968-1969	HEADLIGHT SWITCH, all with RS
----------	-----------	-------------------------------

HOOD AIR INTAKE DOOR SWITCH

01242101	1980-1981	HOOD AIR INTAKE DOOR SWITCH
----------	-----------	-----------------------------

HORN RELAYS

500909	1967-1969	HORN RELAY, Classic Update ONLY!
500909	1974-1980	HORN RELAY, 3 position (GM # 00370113)

IGNITION SWITCHES

PART #	YEARS	DATE CODE	DESCRIPTION
01990110	1969-1992		IGNITION SWITCH, all, with tilt
01990109	1969-1992		IGNITION SWITCH, all, without tilt
LIMIT SWITCH			
03906179	1967-1967		LIMIT SWITCH, RS headlight motor with ground wire
LOW FUEL INDICATOR MODULE			
37651	1967-1969		LOW FUEL INDICATOR MODULE, adjustable
NEUTRAL SAFETY SWITCHES			
03900503	1967-1967		NEUTRAL SAFETY / BACKUP LIGHT SWITCH, console shift powerglide auto. trans.
03909591	1967-1967		NEUTRAL SAFETY / BACKUP LIGHT SWITCH, console shift TH350-400 auto. trans.
01993494	1969-1969		NEUTRAL SAFETY SWITCH ASSEMBLY, manual trans., clutch pedal mounted
01994235	1969-1973		NEUTRAL SAFETY / BACKUP LIGHT SWITCH, column shift auto. trans.
03983965	1970-1978		NEUTRAL SAFETY SWITCH ASSEMBLY, manual trans., clutch pedal mounted
01994163	1974-1979		NEUTRAL SAFETY / BACKUP LIGHT SWITCH, column shift auto. trans.
01994223	1982-1997		NEUTRAL SAFETY / BACKUP LIGHT SWITCH, console shift auto. trans.
POWER CONVERTIBLE TOP SWITCHES			
03906118	1967-1968		POWER CONVERTIBLE TOP SWITCH Note: Sold as a complete assembly, includes the switch, mounting housing and retaining clips
POWER WINDOW SWITCHES			
04432791	1967-1969		POWER WINDOW SWITCH ASSEMBLY, 4 button, round corner style, chrome
04432790	1967-1969		POWER WINDOW SWITCH ASSEMBLY, single button, round corner style, chrome
04432793	1973-1977		POWER WINDOW SWITCH ASSEMBLY, 2 button, round corner style, chrome
RELAYS			
40120	1967-1967		RELAY BOARD ASSEMBLY, complete 1967 Camaro rally sport electric headlights (consists of 1 bracket (3909542), 3 relays (01115858), and 1 10 amp circuit breaker (04749164)
01115858	1967-1967		RELAY, rally sport H/L motor
TEMPERATURE SENDING SWITCHES			
01513321	1967-1978		TEMPERATURE SENDING UNIT, all, with gauge, with "T" type terminal connection Note: Requires a 56 series female terminal and connector
06400759	1968-1968		TEMPERATURE SENDING UNIT, V8, gauge
01993426	1968-1968		TEMPERATURE SENDING UNIT, V8, warning light, with "blade" type terminal connection Note: Requires a 56 series female terminal and connector
01513462	1969-1975		TEMPERATURE SENDING UNIT, V8, gauge, with threaded connection Note: Requires a ring terminal and threaded nut connection
TRANSISTOR IGNITION AMPLIFIER REPLACEMENT MODULE			
32270	1967-1969		TRANSISTOR IGNITION AMPLIFIER REPLACEMENT MODULE Note: Replaces original circuit board in amplifier
TRANSMISSION CONTROL SPARK SOLENOID SWITCHES			
01114434	1970-1970		TRANSMISSION CONTROL SPARK SOLENOID, 396 c.i.
01114432	1970-1971		TRANSMISSION CONTROL SPARK SOLENOID, 350 c.i., 4 BBL.
01114432	1970-1971		TRANSMISSION CONTROL SPARK SOLENOID, V8, 2 BBL.
01997410	1973-1973		TRANSMISSION CONTROL SPARK SOLENOID, 307 c.i., manual trans.
01997410	1974-1974		TRANSMISSION CONTROL SPARK SOLENOID, 350 c.i., manual trans., (except special high performance)
TRANSMISSION KICKDOWN SWITCH			
01242101	1970-1975		KICKDOWN SWITCH, TH400
TURN SIGNAL SWITCHES			
05698897	1967-1968		TURN SIGNAL SWITCH, all with column shift auto. trans., with and without tilt, "DELCO-GUIDE" type Note: Emergency flasher actuator hole in outer collar has a "D" shape
05698520US	1967-1968		TURN SIGNAL SWITCH, all, DELCO GUIDE TOOLING, (includes lead wiring), "BOYNE" type Note: Emergency flasher actuator hole in outer collar has a "O" shape
07800482	1967-1968		TURN SIGNAL SWITCH, all, without column shift auto. trans., with and without tilt, "DELCO-GUIDE" type Note: Emergency flasher actuator hole in outer collar is round
01997938	1969-1976		TURN SIGNAL SWITCH, all, (includes lead wiring)
01997938US	1969-1976		TURN SIGNAL SWITCH, all, DELCO GUIDE TOOLING, (includes lead wiring)

CHEVROLET



CAMARO

PART #	YEARS	DATE CODE	DESCRIPTION
01997983	1977-1981		TURN SIGNAL SWITCH, (includes lead wiring)
WINDSHIELD WIPER SWITCHES			
01993395	1967-1968		WIPER SWITCH
01993464	1969-1969		WIPER SWITCH
6 - Harness Repair			
VARIOUS HARNESS REPAIR ITEMS			
R0067108			HARNESS TAPE, 1.25" vinyl, (100 ft. roll), non-adhesive
PM485-007			HARNESS TAPE, black, 1.25" cloth adhesive, (100 ft. roll)
PM451-001			LOOM .133" I.D. asphalt, (sold by the foot)
34620			TEMPERATURE SENDER UNIT WIRE REPAIR KIT, single wire

PART #	YEARS	DATE CODE	DESCRIPTION
1 - Wiring Harnesses			
AIR CONDITIONING COMPRESSOR EXTENSION HARNESSSES			
CA38219	1973-1975		AIR CONDITIONING COMPRESSOR EXTENSION, compressor and thermal limiter to A/C harness
CH66333	1976-1976		AIR CONDITIONING COMPRESSOR EXTENSION, 6 cyl., compressor and thermal limiter to A/C harness
CA38219	1976-1976		AIR CONDITIONING COMPRESSOR EXTENSION, V8, compressor and thermal limiter to A/C harness
CH76557	1977-1977		AIR CONDITIONING COMPRESSOR EXTENSION, 6 cyl., compressor to A/C harness
CH75343	1977-1977		AIR CONDITIONING COMPRESSOR EXTENSION, V8, compressor and idle stop solenoid jumper
AIR CONDITIONING EXTENSION HARNESSSES			
CH38267	1973-1973		AIR CONDITIONING EXTENSION HARNESS, A/C harness to blower and selector switches in dash controller
CH48418	1974-1977		AIR CONDITIONING EXTENSION HARNESS, A/C harness to blower and selector switches in dash controller
AIR CONDITIONING GROUND WIRES			
01645	1964-1968		A/C COMPRESSOR GROUND WIRE
12975	1969-1975		A/C COMPRESSOR GROUND WIRE
12975	1970-1976		A/C COMPRESSOR GROUND WIRE, Monte Carlo
CA58598	1975-1977		A/C COMPRESSOR GROUND WIRE, 6 cyl.
12975	1976-1976		A/C COMPRESSOR GROUND WIRE, V8
CA96659	1977-1977		A/C COMPRESSOR GROUND WIRE, V8
AIR CONDITIONING HARNESSSES			
CH45759	1964-1964		AIR CONDITIONING HARNESS
CF45769	1964-1964		AIR CONDITIONING HARNESS, with under dash A/C unit
CF45657	1965-1965		AIR CONDITIONING HARNESS
*INFO_20	1966-1966		AIR CONDITIONING HARNESS, (see Engine Harnesses)
CH70646	1967-1967		AIR CONDITIONING HARNESS
CH85096	1968-1968		AIR CONDITIONING HARNESS
CH97517	1969-1969		AIR CONDITIONING HARNESS
CH01429	1970-1970		AIR CONDITIONING HARNESS
CH11894	1971-1971		AIR CONDITIONING HARNESS
CH11895	1971-1971		AIR CONDITIONING IDLE STOP SOLENOID WIRE, from fuse box to A/C harness
CH28074	1972-1972		AIR CONDITIONING HARNESS
CH38183	1973-1973		AIR CONDITIONING HARNESS (use with CH38267 extension harness)
CH48419	1974-1974		AIR CONDITIONING HARNESS (use with CH48418 extension harness)
CH58563	1975-1976		AIR CONDITIONING HARNESS (use with CH48418 extension harness)
CH76556	1977-1977		AIR CONDITIONING HARNESS (use with CH48418 extension harness)
AIR CONDITIONING POWER FEED WIRES			
CH46907	1964-1964		A/C POWER FEED WIRE, horn relay to A/C harness fuse, Malibu "SS"
CF45640	1964-1964		A/C POWER FEED WIRE, starter solenoid to A/C all, (except Malibu "SS")
CH46907	1965-1967		A/C POWER FEED WIRE, horn relay to A/C harness fuse
CA71260	1968-1971		A/C POWER FEED WIRE, horn relay to A/C harness fuse, Chevelle, El Camino
CH01174	1970-1971		A/C POWER FEED WIRE, horn relay to A/C harness fuse, Monte Carlo
CA28046	1972-1972		A/C POWER FEED WIRE, horn relay to A/C harness fuse, all
CH38203	1973-1974		A/C POWER FEED WIRE, horn relay to A/C harness fuse
ALTERNATOR CONVERSION KITS			
37787	1964-1972		ALTERNATOR CONVERSION KIT, external regulator to internal "CS" alternator Note: This is a plug-in conversion that can be used with 1986 and later "CS" series alternators
27555	1964-1972		ALTERNATOR CONVERSION KIT, external regulator to internal "SI" alternator Note: This is a plug-in conversion that can be used with 1985 and earlier "SI" series alternators
37787	1970-1972		ALTERNATOR CONVERSION KIT, external regulator to internal "CS" alternator, Monte Carlo Note: This is a plug-in conversion that can be used with 1986 and later "CS" series alternators
27555	1970-1972		ALTERNATOR CONVERSION KIT, external regulator to internal "SI" alternator, Monte Carlo Note: This is a plug-in conversion that can be used with 1985 and earlier "SI" series alternators
ASSEMBLY MANUALS			
36294	1964-1964		FACTORY ASSEMBLY MANUAL, containing detailed assembly and part information

PART #	YEARS	DATE CODE	DESCRIPTION
36295	1965-1965		FACTORY ASSEMBLY MANUAL, containing detailed assembly and part information
36296	1966-1966		FACTORY ASSEMBLY MANUAL, containing detailed assembly and part information
36297	1967-1967		FACTORY ASSEMBLY MANUAL, containing detailed assembly and part information
36298	1968-1968		FACTORY ASSEMBLY MANUAL, containing detailed assembly and part information
36299	1969-1969		FACTORY ASSEMBLY MANUAL, containing detailed assembly and part information
36300	1970-1970		FACTORY ASSEMBLY MANUAL, containing detailed assembly and part information
36301	1971-1971		FACTORY ASSEMBLY MANUAL, containing detailed assembly and part information
36302	1972-1972		FACTORY ASSEMBLY MANUAL, containing detailed assembly and part information

BACKUP LIGHT HARNESSES

CH46187	1964-1964		BACKUP LIGHT SWITCH EXTENSION HARNESS, manual trans., dash to backup light switch at firewall
CH58879	1965-1966		BACKUP LIGHT SWITCH EXTENSION HARNESS, manual trans., dash to backup light switch at firewall
CA70554	1967-1968		BACKUP LIGHT SWITCH EXTENSION, manual trans., dash to backup light switch at firewall

Note: Mates dash connection to trans. mounted switch

CIGARETTE LIGHTER HARNESSES

510499	1964-1966		CIGARETTE LIGHTER JUMPER HARNESS, fused
--------	-----------	--	---

CLOCK HARNESSES

CH46186	1964-1965		CLOCK HARNESS, dash mounted clock
CH70685	1967-1967		CLOCK HARNESS, dash harness to floor mounted clock
CH85103	1968-1969		CLOCK HARNESS, dash mounted clock
CH01424	1970-1972		CLOCK HARNESS, dash mounted clock (except "SS" dash)

CONSOLE HARNESSES

CH46115	1964-1964		CONSOLE HARNESS, auto. trans.
CH46116	1964-1965		CONSOLE HARNESS, manual trans.
CH58995	1965-1965		CONSOLE HARNESS, auto. trans.
CH67911	1966-1966		CONSOLE EXTENSION HARNESS, auto. trans. (used with console harness)
CH67912	1966-1966		CONSOLE EXTENSION HARNESS, for clock and courtesy light
CH67914	1966-1966		CONSOLE HARNESS, auto. trans. (used with console extension harness)
CH67913	1966-1966		CONSOLE HARNESS, manual trans. (used with console extension harness)
CH70452	1967-1967		CONSOLE EXTENSION HARNESS, auto. trans. (used with console harness)
CH73074	1967-1967		CONSOLE EXTENSION HARNESS, for clock and courtesy light
CH73076	1967-1967		CONSOLE HARNESS, auto. trans. (used with console extension harness)
CH73075	1967-1967		CONSOLE HARNESS, manual trans. (used with console extension harness)
CH85109	1968-1968		CONSOLE EXTENSION HARNESS, auto. trans. (used with console harness)
CH85107	1968-1972		CONSOLE EXTENSION HARNESS, manual trans. (used with console harness)
CH85108	1968-1972		CONSOLE HARNESS, auto. trans. (used with console extension harness)
CH85106	1968-1972		CONSOLE HARNESS, manual trans. (used with console extension harness)
CH97609	1969-1972		CONSOLE EXTENSION HARNESS, auto. trans. (used with console harness)
CH97609	1970-1972		CONSOLE EXTENSION HARNESS, Monte Carlo, auto. trans. (used with console harness)
CH85107	1970-1972		CONSOLE EXTENSION HARNESS, Monte Carlo, manual trans. (used with console harness)
CH85108	1970-1972		CONSOLE HARNESS, Monte Carlo, auto. trans. (used with console extension harness)
CH85106	1970-1972		CONSOLE HARNESS, Monte Carlo, manual trans. (used with console extension harness)
CH38190	1973-1973		CONSOLE HARNESS EXTENSION, dash to console harness Note: Use with CH38191 Console Harness
CH38191	1973-1973		CONSOLE HARNESS, console extension to console light Note: Use with CH38190 Console Extension Harness

COURTESY LIGHT HARNESSES

CH46080	1964-1965		COURTESY LIGHT HARNESS, under dash courtesy lights
CH70456	1966-1967		COURTESY LIGHT HARNESS, under dash courtesy lights
CH85152	1968-1968		COURTESY LIGHT HARNESS, under dash courtesy lights
CH01615	1969-1970		COURTESY LIGHT HARNESS, under dash courtesy lights
CH01615	1970-1970		COURTESY LIGHT HARNESS, Monte Carlo, under dash courtesy lights
CH21748	1971-1972		COURTESY LIGHT HARNESS, under dash courtesy lights

PART #	YEARS	DATE CODE	DESCRIPTION
CH30550	1973-1974		COURTESY LIGHT HARNESS, Chevelle, for wagon 3rd seat option
CH59924	1975-1977		COURTESY LIGHT HARNESS, Chevelle, for wagon 3rd seat option
CH76149	1977-1977		COURTESY LIGHT HARNESS, sunvisor vanity mirror
COWL INDUCTION HARNESSES			
CH01587	1970-1972		COWL INDUCTION HOOD HARNESS
CRUISE CONTROL HARNESSES			
CH59013	1965-1966		CRUISE CONTROL HARNESS
CA70647	1967-1967		CRUISE CONTROL HARNESS
CA85097	1968-1968		CRUISE CONTROL HARNESS
CA97641	1969-1972		CRUISE CONTROL HARNESS
CA97641	1970-1972		CRUISE CONTROL HARNESS, Monte Carlo
DASH HARNESSES			
CH48206	1964-1964		DASH HARNESS, with factory gauges
CH48205	1964-1964		DASH HARNESS, with warning lights
CH59049	1965-1965		DASH HARNESS, with factory gauges
CH59048	1965-1965		DASH HARNESS, with warning lights
CH67026	1966-1966		DASH HARNESS, column shift, with warning lights
CH60151	1966-1966		DASH HARNESS, column shift, with warning lights and A/C
CH60029	1966-1966		DASH HARNESS, console shift, with warning lights
CH60153	1966-1966		DASH HARNESS, console shift, with warning lights and A/C
CH67027	1966-1966		DASH HARNESS, with factory gauges
CH60152	1966-1966		DASH HARNESS, with factory gauges and A/C
CH70401	1967-1967		DASH HARNESS, with factory gauges
CH70402	1967-1967		DASH HARNESS, with warning lights
CH85036	1968-1968		DASH HARNESS, with factory gauges
CH85032	1968-1968		DASH HARNESS, with warning lights
CH97531	1969-1969		DASH HARNESS, with factory gauges
CH97532	1969-1969		DASH HARNESS, with factory gauges and A/C
CH97506	1969-1969		DASH HARNESS, with warning lights
CH97507	1969-1969		DASH HARNESS, with warning lights and A/C
CH01478	1970-1970		DASH HARNESS, with round dash pods, with factory gauges Note: Fits Chevelle "SS", El Camino "SS", and Monte Carlo
CH01481	1970-1970		DASH HARNESS, with round dash pods, with warning lights Note: Fits Chevelle "SS", El Camino "SS", and Monte Carlo
CH01327	1970-1970		DASH HARNESS, with standard sweep dash
CH11718	1971-1971		DASH HARNESS, with round dash pods, with factory gauges Note: Fits Chevelle "SS", El Camino "SS", and Monte Carlo
CH11717	1971-1971		DASH HARNESS, with round dash pods, with warning lights Note: Fits Chevelle "SS", El Camino "SS", and Monte Carlo
CH17793	1971-1971		DASH HARNESS, with standard sweep dash
CH28060	1972-1972		DASH HARNESS, with round dash pods, with factory gauges Note: Fits Chevelle "SS", El Camino "SS", and Monte Carlo
CH28150	1972-1972		DASH HARNESS, with round dash pods, with factory gauges, with seat belt warning Note: Fits Chevelle "SS", El Camino "SS", and Monte Carlo
CH28059	1972-1972		DASH HARNESS, with round dash pods, with warning lights Note: Fits Chevelle "SS", El Camino "SS", and Monte Carlo
CH28149	1972-1972		DASH HARNESS, with round dash pods, with warning lights, with seat belt warning Note: Fits Chevelle "SS", El Camino "SS", and Monte Carlo
CH28055	1972-1972		DASH HARNESS, with standard sweep dash
CH22222	1972-1972		DASH HARNESS, with standard sweep dash and seat belt warning
15490	1973-1973		DASH HARNESS, with factory gauges Note: Requires customer's original instrument cluster connectors
CH31963	1973-1973		DASH HARNESS, with warning lights Note: Requires customer's original instrument cluster connectors
20740	1974-1974		DASH HARNESS, with round dash pods, with factory gauges, with under dash courtesy lights

PART #	YEARS	DATE CODE	DESCRIPTION
CH48383	1974-1974		DASH HARNESS, with round dash pods, with warning lights, with under dash courtesy lights
CH48381	1974-1974		DASH HARNESS, with sweep dash, with warning lights, with under dash courtesy lights
CH58484	1975-1975		DASH HARNESS, with round dash pods, with factory gauges, with under dash courtesy lights
CH58482	1975-1975		DASH HARNESS, with round dash pods, with warning lights, with under dash courtesy lights
CH58480	1975-1975		DASH HARNESS, with sweep dash, with warning lights, with under dash courtesy lights
CH66212	1976-1976		DASH HARNESS, with round dash pods, with factory gauges, with under dash courtesy lights
CH66210	1976-1976		DASH HARNESS, with round dash pods, with warning lights, with under dash courtesy lights
CH66208	1976-1976		DASH HARNESS, with sweep dash, with warning lights, with under dash courtesy lights
CH76416	1977-1977		DASH HARNESS, with round dash pods, with factory gauges, with under dash courtesy lights
CH76414	1977-1977		DASH HARNESS, with round dash pods, with warning lights, with under dash courtesy lights
CH76412	1977-1977		DASH HARNESS, with sweep dash, with warning lights, with under dash courtesy lights

DASH INSTRUMENT CLUSTER HARNESSES

15495	1973-1973		DASH INSTRUMENT CLUSTER HARNESS, with round dash pods, with factory gauges, with under dash courtesy lights Note: Requires customer's original instrument cluster connectors
CH31969	1973-1973		DASH INSTRUMENT CLUSTER HARNESS, with round dash pods, with warning lights, with under dash courtesy lights Note: Requires customer's original instrument cluster connectors
CH31967	1973-1973		DASH INSTRUMENT CLUSTER HARNESS, with sweep dash, with warning lights, with under dash courtesy lights Note: Requires customer's original instrument cluster connectors

DOME LIGHT HARNESSES

06880	1964-1964		DOME LIGHT HARNESS, Chevelle 2 door sedan
06880	1964-1964		DOME LIGHT HARNESS, Chevelle and Malibu 4 door sedan
07100	1964-1964		DOME LIGHT HARNESS, Chevelle wagons
07130	1964-1964		DOME LIGHT HARNESS, El Camino
06885	1964-1964		DOME LIGHT HARNESS, Malibu sport coupe
07575	1965-1965		DOME LIGHT HARNESS, Chevelle sedan
07580	1965-1965		DOME LIGHT HARNESS, Malibu sport coupe
07835	1965-1967		DOME LIGHT HARNESS, Chevelle wagons
07840	1965-1967		DOME LIGHT HARNESS, El Camino
CH62023	1966-1967		DOME LIGHT HARNESS, Chevelle sedan
CH62024	1966-1967		DOME LIGHT HARNESS, Chevelle sport coupe
CH89872	1968-1972		DOME LIGHT HARNESS, El Camino
30205	1968-1972		DOME LIGHT HARNESS, center roof mounted dome light
30205	1970-1972		DOME LIGHT HARNESS, Monte Carlo, center roof mounted dome light
CH30161	1973-1975		DOME LIGHT HARNESS, El Camino
CH30114	1973-1977		DOME LIGHT HARNESSES, Chevelle, all coupes and sedans
CH68903	1976-1977		DOME LIGHT HARNESS, El Camino

ENGINE / STARTER HARNESSES

CH48123	1964-1964		ENGINE HARNESS, 6 cyl., with factory gauges
CH48121	1964-1964		ENGINE HARNESS, 6 cyl., with warning lights
CH48124	1964-1964		ENGINE HARNESS, V8, with factory gauges
CH48124H	1964-1964		ENGINE HARNESS, V8, with factory gauges, with HEI Note: This harness is modified for use with an HEI distributor
CH48122	1964-1964		ENGINE HARNESS, V8, with warning lights
CH48122H	1964-1964		ENGINE HARNESS, V8, with warning lights, with HEI Note: This harness is modified for use with an HEI distributor
CH59362	1965-1965		ENGINE HARNESS, V8, 396 c.i., with factory gauges
CH59362H	1965-1965		ENGINE HARNESS, V8, 396 c.i., with factory gauges, with HEI Note: This harness is modified for use with an HEI distributor
CH59367	1965-1965		ENGINE HARNESS, V8, special 327 c.i. 350 h.p., with factory gauges
CH59366	1965-1965		ENGINE HARNESS, V8, special 327 c.i. 350 h.p., with warning lights
CH59053	1965-1966		ENGINE HARNESS, 6 cyl., with factory gauges
CH59053H	1965-1966		ENGINE HARNESS, 6 cyl., with factory gauges, with HEI Note: This harness is modified for use with an HEI distributor
CH59051	1965-1966		ENGINE HARNESS, 6 cyl., with warning lights

PART #	YEARS	DATE CODE	DESCRIPTION
CH59054	1965-1966		ENGINE HARNESS, V8, 283-327 c.i., with factory gauges
CH59052	1965-1966		ENGINE HARNESS, V8, 283-327 c.i., with warning lights
CH59052H	1965-1966		ENGINE HARNESS, V8, 283-327 c.i., with warning lights, with HEI Note: This harness is modified for use with an HEI distributor
CH59054H	1965-1966		ENGINE HARNESS, V8, with factory gauges, with HEI Note: This harness is modified for use with an HEI distributor
CH60308	1966-1966		ENGINE HARNESS, 6 cyl., with factory gauges and A/C
CH60306	1966-1966		ENGINE HARNESS, 6 cyl., with warning lights and A/C
CH60311	1966-1966		ENGINE HARNESS, V8, 396 c.i., with factory gauges and A/C
CH60311H	1966-1966		ENGINE HARNESS, V8, 396 c.i., with factory gauges and A/C, with HEI Note: This harness is modified for use with an HEI distributor
CH60305	1966-1966		ENGINE HARNESS, V8, 396 c.i., with factory gauges,
CH60305H	1966-1966		ENGINE HARNESS, V8, 396 c.i., with factory gauges, with HEI Note: This harness is modified for use with an HEI distributor
CH60310	1966-1966		ENGINE HARNESS, V8, 396 c.i., with warning lights and A/C
CH60310H	1966-1966		ENGINE HARNESS, V8, 396 c.i., with warning lights and A/C, with HEI Note: This harness is modified for use with an HEI distributor
CH60304	1966-1966		ENGINE HARNESS, V8, 396 c.i., with warning lights,
CH60304H	1966-1966		ENGINE HARNESS, V8, 396 c.i., with warning lights, with HEI Note: This harness is modified for use with an HEI distributor
CH60485	1966-1966		ENGINE HARNESS, V8, special 327 c.i. 350 h.p., with factory gauges and A/C
CH60485H	1966-1966		ENGINE HARNESS, V8, special 327 c.i. 350 h.p., with factory gauges and A/C, with HEI Note: This harness is modified for use with an HEI distributor
CH60483	1966-1966		ENGINE HARNESS, V8, special 327 c.i. 350 h.p., with factory gauges,
CH60483H	1966-1966		ENGINE HARNESS, V8, special 327 c.i. 350 h.p., with factory gauges, with HEI Note: This harness is modified for use with an HEI distributor
CH60484	1966-1966		ENGINE HARNESS, V8, special 327 c.i. 350 h.p., with warning lights and A/C
CH60484H	1966-1966		ENGINE HARNESS, V8, special 327 c.i. 350 h.p., with warning lights and A/C, with HEI Note: This harness is modified for use with an HEI distributor
CH60482	1966-1966		ENGINE HARNESS, V8, special 327 c.i. 350 h.p., with warning lights,
CH60482H	1966-1966		ENGINE HARNESS, V8, special 327 c.i. 350 h.p., with warning lights, with HEI Note: This harness is modified for use with an HEI distributor
CH60309	1966-1966		ENGINE HARNESS, V8, with factory gauges and A/C
CH60309H	1966-1966		ENGINE HARNESS, V8, with factory gauges and A/C, with HEI Note: This harness is modified for use with an HEI distributor
CH60307	1966-1966		ENGINE HARNESS, V8, with warning lights and A/C
CH60307H	1966-1966		ENGINE HARNESS, V8, with warning lights and A/C, with HEI Note: This harness is modified for use with an HEI distributor
CH71936	1967-1967		ENGINE HARNESS, 6 cyl., with warning lights
CH71936H	1967-1967		ENGINE HARNESS, 6 cyl., with warning lights, with HEI Note: This harness is modified for use with an HEI distributor
CH70412	1967-1967		ENGINE HARNESS, V8, 396 c.i., with factory gauges
CH70412H	1967-1967		ENGINE HARNESS, V8, 396 c.i., with factory gauges, with HEI Note: This harness is modified for use with an HEI distributor
CH70411	1967-1967		ENGINE HARNESS, V8, 396 c.i., with warning lights,
CH70411H	1967-1967		ENGINE HARNESS, V8, 396 c.i., with warning lights, with HEI Note: This harness is modified for use with an HEI distributor
CH71980	1967-1967		ENGINE HARNESS, V8, with factory gauges
CH71980H	1967-1967		ENGINE HARNESS, V8, with factory gauges, with HEI Note: This harness is modified for use with an HEI distributor
CH71979	1967-1967		ENGINE HARNESS, V8, with warning lights
CH71979H	1967-1967		ENGINE HARNESS, V8, with warning lights, with HEI Note: This harness is modified for use with an HEI distributor
CH85186	1968-1968		ENGINE HARNESS, V8, with factory gauges and idle stop solenoid
CH85186H	1968-1968		ENGINE HARNESS, V8, with factory gauges and idle stop solenoid, with HEI Note: This harness is modified for use with an HEI distributor
CH85263	1968-1968		ENGINE HARNESS, V8, with factory gauges,

PART #	YEARS	DATE CODE	DESCRIPTION
CH85263H	1968-1968		ENGINE HARNESS, V8, with factory gauges, with HEI Note: This harness is modified for use with an HEI distributor
CH85046	1968-1968		ENGINE HARNESS, V8, with warning lights
CH85046H	1968-1968		ENGINE HARNESS, V8, with warning lights, with HEI Note: This harness is modified for use with an HEI distributor
CH85045	1968-1969		ENGINE HARNESS, 6 cyl., with warning lights
CH85188	1968-1969		ENGINE HARNESS, 6 cyl., with warning lights and idle stop solenoid
CH85262	1968-1969		ENGINE HARNESS, V8, 396 c.i., with warning lights
CH85262H	1968-1969		ENGINE HARNESS, V8, 396 c.i., with warning lights, with HEI Note: This harness is modified for use with an HEI distributor
CH97631	1969-1969		ENGINE HARNESS, V8, 396 c.i., with factory gauges and idle stop solenoid
CH97631H	1969-1969		ENGINE HARNESS, V8, 396 c.i., with factory gauges and idle stop solenoid, with HEI Note: This harness is modified for use with an HEI distributor
CH97535	1969-1969		ENGINE HARNESS, V8, 396 c.i., with factory gauges,
CH97535H	1969-1969		ENGINE HARNESS, V8, 396 c.i., with factory gauges, with HEI Note: This harness is modified for use with an HEI distributor
CH97630	1969-1969		ENGINE HARNESS, V8, 396 c.i., with warning lights and idle stop solenoid
CH97630H	1969-1969		ENGINE HARNESS, V8, 396 c.i., with warning lights and idle stop solenoid, with HEI Note: This harness is modified for use with an HEI distributor
CH97633	1969-1969		ENGINE HARNESS, V8, with factory gauges and idle stop solenoid
CH97633H	1969-1969		ENGINE HARNESS, V8, with factory gauges and idle stop solenoid, with HEI Note: This harness is modified for use with an HEI distributor
CH97534	1969-1969		ENGINE HARNESS, V8, with factory gauges,
CH97534H	1969-1969		ENGINE HARNESS, V8, with factory gauges, with HEI Note: This harness is modified for use with an HEI distributor
CH97632	1969-1969		ENGINE HARNESS, V8, with warning lights and idle stop solenoid
CH97632H	1969-1969		ENGINE HARNESS, V8, with warning lights and idle stop solenoid, with HEI Note: This harness is modified for use with an HEI distributor
CH97533	1969-1969		ENGINE HARNESS, V8, with warning lights,
CH97533H	1969-1969		ENGINE HARNESS, V8, with warning lights, with HEI Note: This harness is modified for use with an HEI distributor
CH01303	1970-1970		ENGINE HARNESS, 6 cyl., with auto. trans.
CH01492	1970-1970		ENGINE HARNESS, 6 cyl., with manual trans.
CH01494	1970-1970		ENGINE HARNESS, V8, 396-454 c.i., with manual trans.
CH01494H	1970-1970		ENGINE HARNESS, V8, 396-454 c.i., with manual trans., with HEI Note: This harness is modified for use with an HEI distributor
CH01495	1970-1970		ENGINE HARNESS, V8, 396-454 c.i., with TH400 auto. trans.
CH01495H	1970-1970		ENGINE HARNESS, V8, 396-454 c.i., with TH400 auto. trans., with HEI Note: This harness is modified for use with an HEI distributor
CH01304	1970-1970		ENGINE HARNESS, V8, with auto. trans.
CH01304H	1970-1970		ENGINE HARNESS, V8, with auto. trans., with HEI Note: This harness is modified for use with an HEI distributor
CH01493	1970-1970		ENGINE HARNESS, V8, with manual trans.
CH01493H	1970-1970		ENGINE HARNESS, V8, with manual trans., with HEI Note: This harness is modified for use with an HEI distributor
CH11734	1971-1971		ENGINE HARNESS, 6 cyl., with auto. trans.
CH11733	1971-1971		ENGINE HARNESS, 6 cyl., with manual trans.
CH11737	1971-1971		ENGINE HARNESS, V8, 396-454 c.i., with manual trans.
CH11737H	1971-1971		ENGINE HARNESS, V8, 396-454 c.i., with manual trans., with HEI Note: This harness is modified for use with an HEI distributor
CH11900	1971-1971		ENGINE HARNESS, V8, 396-454 c.i., with TH400 auto. trans.
CH11900H	1971-1971		ENGINE HARNESS, V8, 396-454 c.i., with TH400 auto. trans., with HEI Note: This harness is modified for use with an HEI distributor
CH11736	1971-1971		ENGINE HARNESS, V8, with auto. trans.
CH11736H	1971-1971		ENGINE HARNESS, V8, with auto. trans., with HEI Note: This harness is modified for use with an HEI distributor
CH11735	1971-1971		ENGINE HARNESS, V8, with manual trans.

PART #	YEARS	DATE CODE	DESCRIPTION
CH11735H	1971-1971		ENGINE HARNESS, V8, with manual trans., with HEI Note: This harness is modified for use with an HEI distributor
CH11901	1971-1971		ENGINE HARNESS, V8, with TH400 auto. trans.
CH11901H	1971-1971		ENGINE HARNESS, V8, with TH400 auto. trans., with HEI Note: This harness is modified for use with an HEI distributor
CH28061	1972-1972		ENGINE HARNESS, 6 cyl., with warning lights Note: Manual trans cars require use of #17365 TCS switch extension
CH28129	1972-1972		ENGINE HARNESS, V8, 396-454 c.i., with manual trans. and factory gauges
CH28127	1972-1972		ENGINE HARNESS, V8, 396-454 c.i., with manual trans., with warning lights
CH28130	1972-1972		ENGINE HARNESS, V8, 396-454 c.i., with TH400 auto. trans., with factory gauges
CH28128	1972-1972		ENGINE HARNESS, V8, 396-454 c.i., with TH400 auto. trans., with warning lights
CH28065	1972-1972		ENGINE HARNESS, V8, with factory gauges Note: Manual trans cars require use of #17365 TCS switch extension
CH28067	1972-1972		ENGINE HARNESS, V8, with TH400 auto. trans., with factory gauges
CH28066	1972-1972		ENGINE HARNESS, V8, with TH400 auto. trans., with warning lights.
CH28062	1972-1972		ENGINE HARNESS, V8, with warning lights Note: Manual trans cars require use of #17365 TCS switch extension
CA32790	1973-1973		ENGINE HARNESS, 6 cyl., with warning lights
CA31990	1973-1973		ENGINE HARNESS, Monte Carlo, V8, 350 c.i., with factory gauges, with TCS Note: Manual trans. cars require use of 17365 TCS switch extension
CA31986	1973-1973		ENGINE HARNESS, Monte Carlo, V8, 350 c.i., with warning lights, with TCS Note: Manual trans. cars require use of 17365 TCS switch extension
CA31990	1973-1973		ENGINE HARNESS, V8, 307-350 c.i., with factory gauges, with TCS Note: Manual trans. cars require use of 17365 TCS switch extension
CA31986	1973-1973		ENGINE HARNESS, V8, 307-350 c.i., with warning lights, with TCS Note: Manual trans. cars require use of 17365 TCS switch extension
CH48587	1973-1974		ENGINE HARNESS, V8, 350 c.i., with auto. trans., with gauges, with HEI
CH48586	1973-1974		ENGINE HARNESS, V8, 350 c.i., with auto. trans., with warning lights, w/o TCS, with HEI
CH31991	1973-1974		ENGINE HARNESS, V8, 396-454 c.i., with manual trans., with gauges, with TCS
CH48590	1973-1974		ENGINE HARNESS, V8, 396-454 c.i., with manual trans., with gauges, with TCS, with HEI
CH31987	1973-1974		ENGINE HARNESS, V8, 396-454 c.i., with manual trans., with warning lights, with TCS
CH48588	1973-1974		ENGINE HARNESS, V8, 396-454 c.i., with manual trans., with warning lights, with TCS, with HEI
CH31992	1973-1974		ENGINE HARNESS, V8, 396-454 c.i., with TH400 auto. trans., with gauges, w/o TCS
CH48591	1973-1974		ENGINE HARNESS, V8, 396-454 c.i., with TH400 auto. trans., with gauges, w/o TCS, with HEI
38272	1973-1974		ENGINE HARNESS, V8, 396-454 c.i., with TH400 auto. trans., with warning lights, w/o TCS
CH46134	1974-1974		ENGINE HARNESS, 6 cyl., with auto. trans., with gauges, w/o TCS
CA48360	1974-1974		ENGINE HARNESS, 6 cyl., with auto. trans., with warning lights, w/o TCS
CA48359	1974-1974		ENGINE HARNESS, 6 cyl., with manual trans., with warning lights, with TCS
CA48361	1974-1974		ENGINE HARNESS, V8, 307-350 c.i., with manual trans., with warning lights, with TCS
CA48364	1974-1974		ENGINE HARNESS, V8, 350 c.i., with auto. trans., with factory gauges, w/o TCS
CA48362	1974-1974		ENGINE HARNESS, V8, 350 c.i., with auto. trans., with warning lights, w/o TCS
CA48363	1974-1974		ENGINE HARNESS, V8, 350 c.i., with manual trans., with factory gauges, with TCS
CA58440	1975-1975		ENGINE HARNESS, 6 cyl., (with integrated cylinder head)
CA56150	1975-1975		ENGINE HARNESS, 6 cyl., (without integrated cylinder head)
CA58442	1975-1975		ENGINE HARNESS, V8, 350-400 c.i., all
CH58448	1975-1975		ENGINE HARNESS, V8, 396-454 c.i., with TH400 auto. trans., with gauges, with HEI
CH58446	1975-1975		ENGINE HARNESS, V8, 396-454 c.i., with TH400 auto. trans., with warning lights, with HEI
CA66201	1976-1976		ENGINE HARNESS, 6 cyl.
CA58442	1976-1976		ENGINE HARNESS, V8, 305-350-400 c.i., all
CA76495	1977-1977		ENGINE HARNESS, 6 cyl., with NB2 California emission option
CA58442	1977-1977		ENGINE HARNESS, V8, 305-350 c.i., all
ENGINE ALTERNATOR CONVERSION KITS			
37787	1972-1972		ALTERNATOR CONVERSION KIT, external regulator to internal "CS" alternator Note: This is a plug-in conversion that can be used with 1986 and later "CS" series alternators
27555	1972-1972		ALTERNATOR CONVERSION KIT, external regulator to internal "SI" alternator Note: This is a plug-in conversion that can be used with 1985 and earlier "SI" series alternators

PART #	YEARS	DATE CODE	DESCRIPTION
FRONT LIGHT ALTERNATOR CONVERSION KITS			
37787	1964-1971		ALTERNATOR CONVERSION KIT, external regulator to internal "CS" alternator Note: This is a plug-in conversion that can be used with a 1986 and later "CS" series alternators
27555	1964-1971		ALTERNATOR CONVERSION KIT, external regulator to internal "SI" alternator Note: This is a plug-in conversion that can be used with 1985 and earlier "SI" series alternators
37787	1970-1971		ALTERNATOR CONVERSION KIT, external regulator to internal "CS" alternator, Monte Carlo Note: This is a plug-in conversion that can be used with a 1986 and later "CS" series alternators
27555	1970-1971		ALTERNATOR CONVERSION KIT, external regulator to internal "SI" alternator, Monte Carlo Note: This is a plug-in conversion that can be used with 1985 and earlier "SI" series alternators
FRONT LIGHT EXTENSION HARNESSES			
30925	1964-1964		FRONT LIGHT HARNESS EXTENSION, for power brake equipped option
28410	1965-1966		FRONT LIGHT HARNESS EXTENSION, for power brake equipped option
FRONT LIGHT HARNESSES			
CH49125	1964-1964		FRONT LIGHT HARNESS, with factory gauges
CH49125DI	1964-1964		FRONT LIGHT HARNESS, with factory gauges - ALTDI Note: Modified for driver side 1985 and earlier "SI" series internal regulator alternator
CH49125PI	1964-1964		FRONT LIGHT HARNESS, with factory gauges - ALTPI Note: Modified for passenger side 1985 and earlier "SI" series internal regulator alternator
CH49126	1964-1964		FRONT LIGHT HARNESS, with warning lights
CH49126DI	1964-1964		FRONT LIGHT HARNESS, with warning lights - ALTDI Note: Modified for driver side 1985 and earlier "SI" series internal regulator alternator
CH49126PI	1964-1964		FRONT LIGHT HARNESS, with warning lights - ALTPI Note: Modified for passenger side 1985 and earlier "SI" series internal regulator alternator
CH56877	1965-1965		FRONT LIGHT HARNESS, with factory gauges
CH56877DI	1965-1965		FRONT LIGHT HARNESS, with factory gauges - ALTDI Note: Modified for driver side 1985 and earlier "SI" series internal regulator alternator
CH56877PI	1965-1965		FRONT LIGHT HARNESS, with factory gauges - ALTPI Note: Modified for passenger side 1985 and earlier "SI" series internal regulator alternator
CH56876	1965-1965		FRONT LIGHT HARNESS, with warning lights
CH56876DI	1965-1965		FRONT LIGHT HARNESS, with warning lights - ALTDI Note: Modified for driver side 1985 and earlier "SI" series internal regulator alternator
CH56876PI	1965-1965		FRONT LIGHT HARNESS, with warning lights - ALTPI Note: Modified for passenger side 1985 and earlier "SI" series internal regulator alternator
CH69374	1966-1966		FRONT LIGHT HARNESS, with factory gauges
CH69374DI	1966-1966		FRONT LIGHT HARNESS, with factory gauges - ALTDI Note: Modified for driver side 1985 and earlier "SI" series internal regulator alternator
CH69374PI	1966-1966		FRONT LIGHT HARNESS, with factory gauges - ALTPI Note: Modified for passenger side 1985 and earlier "SI" series internal regulator alternator
CH69373	1966-1966		FRONT LIGHT HARNESS, with warning lights
CH69373DI	1966-1966		FRONT LIGHT HARNESS, with warning lights - ALTDI Note: Modified for driver side 1985 and earlier "SI" series internal regulator alternator
CH69373PI	1966-1966		FRONT LIGHT HARNESS, with warning lights - ALTPI Note: Modified for passenger side 1985 and earlier "SI" series internal regulator alternator
CH73164	1967-1967		FRONT LIGHT HARNESS, with factory gauges
CH73164DI	1967-1967		FRONT LIGHT HARNESS, with factory gauges - ALTDI Note: Modified for driver side 1985 and earlier "SI" series internal regulator alternator
CH73164PI	1967-1967		FRONT LIGHT HARNESS, with factory gauges - ALTPI Note: Modified for passenger side 1985 and earlier "SI" series internal regulator alternator
CH73163	1967-1967		FRONT LIGHT HARNESS, with warning lights
CH73163DI	1967-1967		FRONT LIGHT HARNESS, with warning lights - ALTDI Note: Modified for driver side 1985 and earlier "SI" series internal regulator alternator
CH73163PI	1967-1967		FRONT LIGHT HARNESS, with warning lights - ALTPI Note: Modified for passenger side 1985 and earlier "SI" series internal regulator alternator
CH85034	1968-1968		FRONT LIGHT HARNESS, 6 cyl., with warning lights
CH85050	1968-1968		FRONT LIGHT HARNESS, V8, with factory gauges
CH85050DI	1968-1968		FRONT LIGHT HARNESS, V8, with factory gauges - ALTDI Note: Modified for driver side 1985 and earlier "SI" series internal regulator alternator
CH85050PI	1968-1968		FRONT LIGHT HARNESS, V8, with factory gauges - ALTPI Note: Modified for passenger side 1985 and earlier "SI" series internal regulator alternator

PART #	YEARS	DATE CODE	DESCRIPTION
CH85035	1968-1968		FRONT LIGHT HARNESS, V8, with warning lights
CH85035DI	1968-1968		FRONT LIGHT HARNESS, V8, with warning lights - ALTDI Note: Modified for driver side 1985 and earlier "SI" series internal regulator alternator
CH85035PI	1968-1968		FRONT LIGHT HARNESS, V8, with warning lights - ALTPI Note: Modified for passenger side 1985 and earlier "SI" series internal regulator alternator
CH97518	1969-1969		FRONT LIGHT HARNESS, 6 cyl., with warning lights
CH97520	1969-1969		FRONT LIGHT HARNESS, V8, with factory gauges
CH97520PI	1969-1969		FRONT LIGHT HARNESS, V8, with factory gauges - ALTPI Note: Modified for passenger side 1985 and earlier "SI" series internal regulator alternator
CH97519	1969-1969		FRONT LIGHT HARNESS, V8, with warning lights
CH97519PI	1969-1969		FRONT LIGHT HARNESS, V8, with warning lights - ALTPI Note: Modified for passenger side 1985 and earlier "SI" series internal regulator alternator
CH01301	1970-1970		FRONT LIGHT HARNESS, 307-350 with warning lights and A/C, or 396-454 with warning lights, with or w/o A/C
CH01301PI	1970-1970		FRONT LIGHT HARNESS, 307-350 with warning lights and A/C, or 396-454 with warning lights, with or w/o A/C - ALTPI Note: Modified for passenger side 1985 and earlier "SI" series internal regulator alternator
CH01539	1970-1970		FRONT LIGHT HARNESS, 307-350 with warning lights, without A/C
CH01539PI	1970-1970		FRONT LIGHT HARNESS, 307-350 with warning lights, without A/C - ALTPI Note: Modified for passenger side 1985 and earlier "SI" series internal regulator alternator
CH01300	1970-1970		FRONT LIGHT HARNESS, 6 cyl., with warning lights
CH01453	1970-1970		FRONT LIGHT HARNESS, V8, Monte Carlo only, with factory gauges
CH01453PI	1970-1970		FRONT LIGHT HARNESS, V8, Monte Carlo only, with factory gauges - ALTPI Note: Modified for passenger side 1985 and earlier "SI" series internal regulator alternator
CH01540	1970-1970		FRONT LIGHT HARNESS, V8, Monte Carlo only, with warning lights
CH01540PI	1970-1970		FRONT LIGHT HARNESS, V8, Monte Carlo only, with warning lights - ALTPI Note: Modified for passenger side 1985 and earlier "SI" series internal regulator alternator
CH01452	1970-1970		FRONT LIGHT HARNESS, V8, Monte Carlo only, with warning lights and A/C
CH01452PI	1970-1970		FRONT LIGHT HARNESS, V8, Monte Carlo only, with warning lights and A/C - ALTPI Note: Modified for passenger side 1985 and earlier "SI" series internal regulator alternator
CH01302	1970-1970		FRONT LIGHT HARNESS, V8, with factory gauges
CH01302PI	1970-1970		FRONT LIGHT HARNESS, V8, with factory gauges - ALTPI Note: Modified for passenger side 1985 and earlier "SI" series internal regulator alternator
CH01720	1971-1971		FRONT LIGHT HARNESS, 307-350 with warning lights and A/C, or 396-454 with warning lights, with or w/o A/C
CH01720PI	1971-1971		FRONT LIGHT HARNESS, 307-350 with warning lights and A/C, or 396-454 with warning lights, with or w/o A/C - ALTPI Note: Modified for passenger side 1985 and earlier "SI" series internal regulator alternator
CH11722	1971-1971		FRONT LIGHT HARNESS, 307-350 with warning lights, without A/C
CH11722PI	1971-1971		FRONT LIGHT HARNESS, 307-350 with warning lights, without A/C - ALTPI Note: Modified for passenger side 1985 and earlier "SI" series internal regulator alternator
CH11719	1971-1971		FRONT LIGHT HARNESS, 6 cyl., with warning lights
CH11760	1971-1971		FRONT LIGHT HARNESS, V8, Monte Carlo only, with factory gauges
CH11760PI	1971-1971		FRONT LIGHT HARNESS, V8, Monte Carlo only, with factory gauges - ALTPI Note: Modified for passenger side 1985 and earlier "SI" series internal regulator alternator
CH11759	1971-1971		FRONT LIGHT HARNESS, V8, Monte Carlo only, with warning lights
CH11759PI	1971-1971		FRONT LIGHT HARNESS, V8, Monte Carlo only, with warning lights - ALTPI Note: Modified for passenger side 1985 and earlier "SI" series internal regulator alternator
CH18100	1971-1971		FRONT LIGHT HARNESS, V8, Monte Carlo only, with warning lights and A/C
CH18100PI	1971-1971		FRONT LIGHT HARNESS, V8, Monte Carlo only, with warning lights and A/C - ALTPI Note: Modified for passenger side 1985 and earlier "SI" series internal regulator alternator
CH11721	1971-1971		FRONT LIGHT HARNESS, V8, with factory gauges
CH11721PI	1971-1971		FRONT LIGHT HARNESS, V8, with factory gauges - ALTPI Note: Modified for passenger side 1985 and earlier "SI" series internal regulator alternator
CH11765	1971-1971		FRONT LIGHT PARKING LIGHT EXTENSION HARNESS, Monte Carlo only, (2 required per car)
CH28068	1972-1972		FRONT LIGHT HARNESS, Chevelle & El Camino
CH28069	1972-1972		FRONT LIGHT HARNESS, Monte Carlo
19035	1973-1973		FRONT LIGHT HARNESS, Chevelle & El Camino (except Laguna)
CH31995	1973-1973		FRONT LIGHT HARNESS, Monte Carlo, (requires 2 CH38011 park light extension harnesses)
CH38281	1973-1973		FRONT LIGHT HARNESSES, Laguna

PART #	YEARS	DATE CODE	DESCRIPTION
CH38011	1973-1973		FRONT PARKING LIGHT EXTENSION HARNESS, Monte Carlo, (2 required per car)
19040	1974-1974		FRONT LIGHT HARNESS, Chevelle & El Camino (except Laguna)
CH48372	1974-1974		FRONT LIGHT HARNESS, Laguna
CH48373	1974-1974		FRONT LIGHT HARNESS, Monte Carlo, (requires 2 CH48376 running and marker light extension harnesses per car)
CH48376	1974-1975		FRONT RUNNING AND MARKER LIGHT EXTENSION HARNESS, for running and marker lights, (2 required per car)
CH58493	1975-1975		FRONT LIGHT HARNESS, Chevelle & El Camino, (except Laguna), with seat belt interlock Note: Customer must reuse their seat belt interlock override relay connector
CH56226	1975-1975		FRONT LIGHT HARNESS, Chevelle & El Camino, (except Laguna), without seat belt interlock
CH58571	1975-1975		FRONT LIGHT HARNESS, Laguna, with seat belt interlock Note: Customer must reuse their seat belt interlock override relay connector
CH56240	1975-1975		FRONT LIGHT HARNESS, Laguna, without seat belt interlock
CH58494	1975-1975		FRONT LIGHT HARNESS, Monte Carlo, with seat belt interlock, (requires (2) CH48376 running and marker light extension harnesses). Note: Customer must reuse their seat belt interlock override relay connector
CH56227	1975-1975		FRONT LIGHT HARNESS, Monte Carlo, without seat belt interlock, (requires 2 CH48376 running and marker light extension harnesses per car)
CH66218	1976-1976		FRONT LIGHT HARNESS, Chevelle & El Camino, with dual rectangular headlights, (requires 2 CH66306 per car)
CH66217	1976-1976		FRONT LIGHT HARNESS, Chevelle & El Camino, with single round headlights
CH56240	1976-1976		FRONT LIGHT HARNESS, Laguna
CH66219	1976-1976		FRONT LIGHT HARNESS, Monte Carlo, (requires 2 CH66306 per car)
CH66306	1976-1977		FRONT LIGHT EXTENSION HARNESS, for dual headlights, (2 required per car)
CH76418	1977-1977		FRONT LIGHT HARNESS, Chevelle & El Camino, with dual rectangular headlights, (requires 2 CH66306 per car)
CH76417	1977-1977		FRONT LIGHT HARNESS, Chevelle & El Camino, with single round headlights
CH76419	1977-1977		FRONT LIGHT HARNESS, Monte Carlo, (requires 2 CH66306 per car)
FUEL TANK SENDER HARNESSES			
28495	1967-1967		FUEL TANK SENDER HARNESS, Chevelle
28480	1967-1967		FUEL TANK SENDER HARNESS, El Camino and wagons
28540	1968-1969		FUEL TANK SENDER HARNESS, Chevelle
28535	1968-1972		FUEL TANK SENDER HARNESS, El Camino
11910	1968-1972		FUEL TANK SENDER HARNESS, wagons
CH01447	1970-1972		FUEL TANK SENDER HARNESS, Chevelle
28945	1970-1972		FUEL TANK SENDER HARNESS, Monte Carlo
CH31934	1973-1973		FUEL TANK EXTENSION HARNESS, Chevelle, all (except El Camino and wagons)
CH38221	1973-1973		FUEL TANK EXTENSION HARNESS, Chevelle, all (except wagons)
CH31934	1973-1973		FUEL TANK EXTENSION HARNESS, Monte Carlo
CH48402	1974-1977		FUEL TANK EXTENSION HARNESS, Chevelle, all (except wagons)
CH48402	1974-1977		FUEL TANK EXTENSION HARNESS, Monte Carlo
GLOVE BOX LIGHT ASSEMBLIES			
18000	1964-1969		GLOVE BOX LIGHT ASSEMBLY, complete, (socket, bulb and wire)
CH01513	1970-1970		GLOVE BOX LIGHT HARNESS, plugs into glove box light switch assembly
GROUND STRAP KITS			
CH64GS61	1964-1965		GROUND STRAP KIT, 6 cyl.
CH64GS81	1964-1965		GROUND STRAP KIT, V8
CH66GS61	1966-1966		GROUND STRAP KIT, 6 cyl.
CH66GS81	1966-1966		GROUND STRAP KIT, V8
CH67GS61	1967-1969		GROUND STRAP KIT, 6 cyl.
CH67GS81	1967-1969		GROUND STRAP KIT, V8
GROUND WIRES			
01655	1964-1967		GROUND WIRE, instrument cluster
01655	1964-1967		GROUND WIRE, voltage regulator
20460	1968-1968		GROUND WIRE, instrument cluster
01655	1974-1974		GROUND WIRE, Monte Carlo, cruise control
01655	1975-1977		GROUND WIRE, cruise control

PART #	YEARS	DATE CODE	DESCRIPTION
CH76183	1977-1977		GROUND WIRE, heater and A/C blower motor
CH77623	1977-1977		GROUND WIRE, visor vanity light
HEATER HARNESSSES			
CH58282	1973-1975		HEATER HARNESS, Chevelle and El Camino, for low blower delay switch
CH56122	1975-1975		HEATER HARNESS, 6 cyl. only, for low blower delay switch
CH58282	1975-1975		HEATER HARNESS, Monte Carlo, for low blower delay switch
CH66334	1976-1976		HEATER HARNESS, 6 cyl. only, for low blower delay switch
HORN WIRE HARNESSSES			
CH58211	1965-1965		HORN WIRE EXTENSION, optional low note horn
CG67814	1966-1966		HORN WIRE EXTENSION, optional low note horn
CH85247	1968-1969		HORN WIRE EXTENSION, dual horns
CH85208	1968-1969		HORN WIRE EXTENSION, optional low note horn
CH85246	1968-1969		HORN WIRE EXTENSION, single horn
CH01471	1970-1971		HORN WIRE EXTENSION, dual horns
CH01470	1970-1971		HORN WIRE EXTENSION, single horn
01690	1974-1974		HORN WIRE EXTENSION, dual horns
CH56147	1975-1975		HORN WIRE EXTENSION, dual horns
CH68226	1976-1976		HORN WIRE EXTENSION, Chevelle (except Laguna), dual horns
CH68226	1976-1976		HORN WIRE EXTENSION, El Camino, dual horns
CH56147	1976-1976		HORN WIRE EXTENSION, Laguna, dual horns
CH68226	1976-1977		HORN WIRE EXTENSION, Monte Carlo, dual horns
CH66576	1977-1977		HORN WIRE EXTENSION, Chevelle (except Laguna), for dual horns
CH66576	1977-1977		HORN WIRE EXTENSION, El Camino, for dual horns
IDLE STOP SOLENOID CONTROL WIRES			
38290	1968-1968		IDLE STOP SOLENOID CONTROL WIRE, all auto. trans.
CA01557	1970-1970		IDLE STOP SOLENOID CONTROL WIRE, all V8, except big block with manual trans.
MAP LIGHT HARNESSSES			
CH91832	1969-1969		MIRROR MAP LIGHT HARNESS
CH09552	1970-1970		MAP LIGHT HARNESS, various
CH15236	1971-1972		MIRROR MAP LIGHT HARNESS, various
CH30168	1973-1975		MAP LIGHT HARNESS, various
CH66125	1976-1977		MIRROR MAP LIGHT HARNESS, various
NEUTRAL SAFETY SWITCH HARNESSSES			
CH70453	1967-1968		NEUTRAL SAFETY SWITCH JUMPER, dash harness to column NSS switch Note: This jumper is necessary for column shift auto. trans. cars
CH01597	1969-1973		NEUTRAL SAFETY SWITCH HARNESS, manual trans.
CH01597	1970-1973		NEUTRAL SAFETY SWITCH HARNESS, Monte Carlo, manual trans.
CH38202	1973-1973		NEUTRAL SAFETY SWITCH HARNESS, manual trans.
CH48576	1974-1974		NEUTRAL SAFETY SWITCH HARNESS, with seat belt interlock, dash to clutch switch, 4 spd manual trans.
CH48575	1974-1975		NEUTRAL SAFETY SWITCH HARNESS, with seat belt interlock, dash to clutch switch, 3 spd manual trans.
CA66363	1975-1977		NEUTRAL SAFETY SWITCH HARNESS, manual trans.
POWER ACCESSORY LEAD WIRES			
06940	1964-1964		POWER ACCESSORY FEED WIRE, power seat, circuit breaker to 4-way bench seat adjuster control
CH45775	1964-1964		POWER ACCESSORY FEED WIRE, starter solenoid to circuit breaker (all power accessories)
07590	1965-1966		POWER ACCESSORY FEED WIRE, circuit breaker to power seat harness
CH59247	1965-1966		POWER ACCESSORY FEED WIRE, horn relay to circuit breaker (all power accessories)
CA70627	1967-1967		POWER ACCESSORY LEAD WIRE, horn relay to circuit breaker, (all power accessories)
35550	1968-1969		POWER ACCESSORY LEAD WIRE, circuit breaker to power window, seat or top harness. Note: This is a single feed wire from the circuit breaker for power accessory harnesses
CH81398	1968-1970		POWER ACCESSORY LEAD WIRE, ignition power lead from fuse panel to power window harness
CH95116	1968-1971		POWER ACCESSORY FEED WIRE, horn relay to circuit breaker (all power accessories)
CH95116	1970-1971		POWER ACCESSORY FEED WIRE, Monte Carlo, horn relay to circuit breaker (all power accessories)

PART #	YEARS	DATE CODE	DESCRIPTION
36861	1970-1972		POWER SWITCH FEED WIRE, switch to dash harness for power window, top and seat (3 contact lead)
CH03946	1970-1972		POWER SWITCH FEED WIRE, switch to dash harness for power window, top and seat (single lead)
CH30118	1973-1977		POWER ACCESSORY FEED WIRE, power windows and door locks
POWER ANTENNA HARNESSSES			
32520	1966-1966		POWER ANTENNA HARNESS, rear power antenna, all except convertible
32525	1966-1966		POWER ANTENNA HARNESS, rear power antenna, convertible
POWER DOOR LOCK HARNESS			
CH04453	1970-1972		POWER LOCK HARNESS, driver side door, 2 door hardtop and convertible models
POWER SEAT HARNESSSES			
06945	1964-1964		POWER SEAT HARNESS, 4-way bench
07600	1965-1965		POWER SEAT HARNESS, 4-way bucket, driver's side
07595	1965-1966		POWER SEAT HARNESS, 4 way bench
07020	1966-1966		POWER SEAT HARNESS, 4-way bucket, driver's side
32325	1967-1967		POWER SEAT HARNESS, 4-way bench
POWER TAILGATE HARNESSSES			
41669	1964-1964		POWER TAILGATE WINDOW HARNESS, switch to body ribbon cable harness
28505	1965-1967		POWER TAILGATE WINDOW HARNESS, switch to body ribbon cable harness
POWER TOP HARNESSSES			
CH48201	1964-1964		POWER CONVERTIBLE TOP HARNESS, switch to power top harness
CH69254	1965-1967		POWER CONVERTIBLE TOP HARNESS, switch to power top harness
CH80401	1968-1968		POWER CONVERTIBLE TOP HARNESS, switch to power top motor connector
CH98651	1969-1969		POWER CONVERTIBLE TOP HARNESS, switch to power top motor connector
CH01514	1970-1972		POWER TOP JUMPER HARNESS, power top switch to body harness connector
POWER WINDOW HARNESSSES			
*INFO_18			Note: SOME POWER WINDOW HARNESSSES WILL REQUIRE REUSE OF A CUSTOMER'S ORIGINAL HARNESS CONNECTORS
06965	1964-1964		POWER WINDOW CROSSOVER HARNESS, from (LH) or (RH) front window harness Note: Not used with El Camino or 2 door wagons
06985	1964-1964		POWER WINDOW HARNESS, Chevelle 2 door sedan quarter window, (2 required per car)
06960	1964-1964		POWER WINDOW HARNESS, driver's side door, (except 2 door wagons and El Camino)
06995	1964-1964		POWER WINDOW HARNESS, Malibu convertible quarter window, (2 required per car)
06990	1964-1964		POWER WINDOW HARNESS, Malibu coupe, quarter window, (2 required per car)
06955	1964-1964		POWER WINDOW HARNESS, passenger side door
07005	1964-1964		POWER WINDOW MOTOR EXTENSION, convertible, (2 required per car)
07170	1964-1964		POWER WINDOW MOTOR EXTENSION, coupe, qtr. window harness to motor, (2 required per car)
07145	1964-1966		POWER WINDOW HARNESS, driver side door & crossover, El Camino & 2 door wagons
36048	1964-1972		POWER WINDOW SWITCH PIGTAIL WIRES, for single power window switch connector
07610	1965-1965		POWER WINDOW HARNESS, driver's side door, (except 2 door wagons and El Camino)
07605	1965-1965		POWER WINDOW HARNESS, passenger side door, all
07635	1965-1966		POWER WINDOW HARNESS, Chevelle 2 door rear quarter window, (2 required per car)
07615	1965-1967		POWER WINDOW CROSSOVER HARNESS, from (LH) or (RH) front window harness Note: Not used with El Camino or 2 door wagons
07695	1965-1967		POWER WINDOW HARNESS, convertible rear quarter window, (2 required per car)
07640	1965-1967		POWER WINDOW HARNESS, coupe rear quarter window, (2 required per car)
07660	1965-1967		POWER WINDOW MOTOR EXTENSION, convertible, (2 required per car)
07655	1965-1967		POWER WINDOW MOTOR EXTENSION, coupe, (2 required per car)
08260	1966-1967		POWER WINDOW HARNESS, driver side door (except 2 door wagons and El Camino)
27310	1966-1967		POWER WINDOW HARNESS, passenger's side door
32455	1967-1967		POWER WINDOW CROSSOVER HARNESS, LH to RH front window harness, with relay Note: Not used with El Camino or 2 door wagons
30955	1967-1967		POWER WINDOW HARNESS, driver side door & crossover, El Camino custom
31135	1968-1968		POWER WINDOW HARNESS, driver side door

PART #	YEARS	DATE CODE	DESCRIPTION
14165	1968-1968		POWER WINDOW HARNESS, passenger side door
14405	1968-1969		POWER WINDOW HARNESS, quarter windows and intermediate body
39470	1969-1969		POWER WINDOW HARNESS, driver side door, all, 2 door, (except El Camino)
37817	1969-1969		POWER WINDOW HARNESS, passenger side door, 2 door
31140	1970-1971		POWER WINDOW HARNESS, driver side door, all, 2 door, (except El Camino)
14505	1970-1972		POWER WINDOW HARNESS, 2 door, left and right quarter windows
14470	1970-1972		POWER WINDOW HARNESS, passenger side door, 2 door, (except El Camino)
36048	1970-1972		POWER WINDOW SWITCH PIGTAIL WIRES, Monte Carlo, for single power window switch connector
39471	1972-1972		POWER WINDOW HARNESS, driver side door, 2 door models, (except El Camino)

RADIO HARNESSES

CH01530	1970-1972		AM/FM STEREO RADIO TO STEREO TAPE PLAYER HARNESS, stereo speaker harness to stereo radio and separate underdash stereo tape player
---------	-----------	--	--

REAR BODY HARNESSES

CH47279	1964-1964		REAR BODY LIGHT HARNESS, convertible, with backup lights
CH49278	1964-1964		REAR BODY LIGHT HARNESS, coupe and sedan, with backup lights
CH49277	1964-1964		REAR BODY LIGHT HARNESS, coupe and sedan, without backup lights
CH44857	1964-1964		REAR BODY LIGHT HARNESS, EL Camino, with backup lamp
CH44856	1964-1964		REAR BODY LIGHT HARNESS, EL Camino, without backup lights
07150	1964-1964		REAR BODY LIGHT HARNESS, wagon, with backup lights and power tailgate window Note: Customer must supply tailgate boot and several connectors
07095	1964-1964		REAR BODY LIGHT HARNESS, wagon, with backup lights, power tailgate window, and extra window switch in left rear quarter trim panel Note: Customer must supply tailgate boot and several connectors
07085	1964-1964		REAR BODY LIGHT HARNESS, wagon, with backup lights, without power tailgate window
07080	1964-1964		REAR BODY LIGHT HARNESS, wagon, without backup lights or power tailgate window
07090	1964-1964		REAR BODY LIGHT HARNESS, wagon, without backup lights, with power tailgate window Note: Customer must supply tailgate boot and several connectors
CH56258	1965-1965		REAR BODY LIGHT HARNESS, convertible, with backup lights
CH56257	1965-1965		REAR BODY LIGHT HARNESS, coupe and sedan, with backup lights
CH66256	1965-1965		REAR BODY LIGHT HARNESS, coupe and sedan, without backup lights
CH56334	1965-1965		REAR BODY LIGHT HARNESS, El Camino, with backup lights
CH56332	1965-1965		REAR BODY LIGHT HARNESS, El Camino, without backup lights
07820	1965-1965		REAR BODY LIGHT HARNESS, wagon, with backup lights and power tailgate window Note: Customer must supply tailgate boot and several connectors
07825	1965-1965		REAR BODY LIGHT HARNESS, wagon, with backup lights, power tailgate window and extra window switch in left rear quarter trim panel Note: Customer must supply tailgate boot and several connectors
07805	1965-1965		REAR BODY LIGHT HARNESS, wagon, with backup lights, without power tailgate window
07795	1965-1965		REAR BODY LIGHT HARNESS, wagon, without backup lights or power tailgate window
07815	1965-1965		REAR BODY LIGHT HARNESS, wagon, without backup lights, with power tailgate window Note: Customer must supply tailgate boot and several connectors
CH61965	1966-1966		REAR BODY LIGHT HARNESS, Chevelle convertible
CH61964	1966-1966		REAR BODY LIGHT HARNESS, Chevelle coupe and sedan
CH61979	1966-1966		REAR BODY LIGHT HARNESS, El Camino
CH77197	1967-1967		REAR BODY LIGHT HARNESS, Chevelle convertible
CH77196	1967-1967		REAR BODY LIGHT HARNESS, Chevelle coupe and sedan
CH79956	1967-1967		REAR BODY LIGHT HARNESS, El Camino
CH79955	1967-1967		REAR BODY LIGHT HARNESS, wagon, with backup lights, power tailgate window and extra window switch in left rear quarter trim panel Note: Customer must supply tailgate boot and several connectors
CH89870	1968-1968		REAR BODY HARNESS, intermediate section, El Camino, dash to qtr. panel
CH89950	1968-1968		REAR BODY LIGHT HARNESS, Chevelle convertible
CH80006	1968-1968		REAR BODY LIGHT HARNESS, Chevelle coupe
CH89949	1968-1968		REAR BODY LIGHT HARNESS, Chevelle deluxe 2 door
CH89951	1968-1968		REAR BODY LIGHT HARNESS, Chevelle deluxe 4 door

PART #	YEARS	DATE CODE	DESCRIPTION
CH85116	1968-1968		REAR BODY LIGHT HARNESS, El Camino, rear panel, w/o side marker lights
CH89871	1968-1968		REAR BODY LIGHT HARNESS, El Camino, rear panel, with side markers
CH80007	1968-1968		REAR BODY LIGHT HARNESS, Malibu 4 door
CH91661	1969-1969		REAR BODY HARNESS, intermediate section, Chevelle convertible, dash to qtr. panel
CH91659	1969-1969		REAR BODY HARNESS, intermediate section, Chevelle coupe, dash to qtr. panel
CH91660	1969-1969		REAR BODY HARNESS, intermediate section, Chevelle sedan, dash to qtr. panel
CH91591	1969-1969		REAR BODY HARNESS, intermediate section, El Camino, dash to qtr. panel
CH91662	1969-1969		REAR BODY LIGHT HARNESS, Chevelle, rear panel
CH94942	1969-1969		REAR BODY LIGHT HARNESS, El Camino, rear panel Note: Customer must supply tailgate boot
CH01366	1970-1970		REAR BODY LIGHT HARNESS, Chevelle, rear panel
CH09390	1970-1971		REAR BODY HARNESS, intermediate section, Chevelle, dash to qtr. panel, 2 and 4 door, (except wagons)
CH09462	1970-1971		REAR BODY HARNESS, intermediate section, El Camino, dash to qtr. panel
CH09390	1970-1971		REAR BODY HARNESS, intermediate section, Monte Carlo, dash to qtr. panel
CH09529	1970-1972		REAR BODY HARNESS, intermediate section, Chevelle convertible, dash to qtr. panel, w/o seat belt warning
CH09419	1970-1972		REAR BODY LIGHT HARNESS, El Camino, rear panel Note: Customer must supply tailgate boot
CH09432	1970-1972		REAR BODY LIGHT HARNESS, Monte Carlo, rear panel
CH11744	1971-1971		REAR BODY LIGHT HARNESS, Chevelle, rear panel
CH03159	1972-1972		REAR BODY HARNESS, intermediate section, Chevelle convertible, dash to qtr. panel, with seat belt warning
CH09390	1972-1972		REAR BODY HARNESS, intermediate section, Chevelle, dash to qtr. panel, 2 and 4 door, (except wagons), w/o seat belt warning
CH27002	1972-1972		REAR BODY HARNESS, intermediate section, Chevelle, dash to qtr. panel, 2 and 4 door, (except wagons), with seat belt warning
CH09462	1972-1972		REAR BODY HARNESS, intermediate section, El Camino, dash to qtr. panel, w/o seat belt warning
CH27001	1972-1972		REAR BODY HARNESS, intermediate section, El Camino, dash to qtr. panel, with seat belt warning
CH09390	1972-1972		REAR BODY HARNESS, intermediate section, Monte Carlo, dash to qtr. panel, w/o seat belt warning
CH27002	1972-1972		REAR BODY HARNESS, intermediate section, Monte Carlo, dash to qtr. panel, with seat belt warning
CH11744	1972-1972		REAR BODY LIGHT HARNESS, Chevelle, rear panel
CH37578	1973-1973		REAR BODY LIGHT HARNESS EXTENSION, right rear marker lamp
CH30105	1973-1973		REAR BODY LIGHT HARNESS, rear section, Chevelle, all 2 and 4 door, for all rear lighting, (except wagons)
CH30106	1973-1973		REAR BODY LIGHT HARNESS, rear section, Monte Carlo, for all rear lighting
CH44244	1974-1974		REAR BODY LIGHT HARNESS, rear section, Chevelle, all 2 and 4 door, (except wagons)
CH40934	1974-1975		REAR BODY LIGHT HARNESS EXTENSION, El Camino, right rear marker lamp
CH48850	1974-1975		REAR BODY LIGHT HARNESS, rear section, Monte Carlo, for backup, license lighting, and fuel tank
CH40499	1974-1975		REAR BODY LIGHT HARNESS, rear section, Monte Carlo, for stop, directional, and marker rear lighting. Note: Requires CH48850 to complete rear light wiring
CH55539	1975-1975		REAR BODY LIGHT HARNESS, rear section, Chevelle, all 2 and 4 door, (except wagons)
CH67261	1976-1976		REAR BODY LIGHT HARNESS, rear section, Monte Carlo, for all rear lighting
CH68902	1976-1977		REAR BODY LIGHT HARNESS EXTENSION, El Camino, right rear marker lamp
CH67262	1976-1977		REAR BODY LIGHT HARNESS, rear section, Chevelle, all 2 and 4 door, (except wagons)
CH76000	1977-1977		REAR BODY LIGHT HARNESS, rear section, Monte Carlo, for all rear lighting
REAR WINDOW DEFROSTER HARNESSES			
36070	1964-1967		REAR WINDOW DEFROSTER HARNESS
CH80036	1968-1968		REAR WINDOW DEFROSTER HARNESS
CG91799	1969-1969		REAR WINDOW DEFROSTER HARNESS
CG09575	1970-1972		REAR WINDOW DEFROSTER HARNESS
CH30142	1973-1977		REAR WINDOW DEFOGGER EXTENSION HARNESS, defogger harness to rear blower motor
CH48416	1973-1977		REAR WINDOW DEFOGGER HARNESS, Chevelle, defogger switch to rear defogger extension harness
CH48416	1973-1977		REAR WINDOW DEFOGGER HARNESS, Monte Carlo, defogger switch to rear defogger extension harness
CH66305	1976-1976		REAR WINDOW DEFOGGER HARNESS, Monte Carlo, electric heated rear glass
CH60115	1976-1977		REAR WINDOW DEFOGGER EXTENSION HARNESS, Monte Carlo, defogger harness to electric heated rear window connection
CH76539	1977-1977		REAR WINDOW DEFOGGER HARNESS, Monte Carlo, electric heated rear glass

PART #	YEARS	DATE CODE	DESCRIPTION
SEAT BELT WARNING HARNESSSES			
CH23160	1972-1972		SEAT BELT WARNING EXTENSION HARNESS, intermediate body connector to seat belt
SPEAKER HARNESSSES			
06905	1964-1964		SPEAKER WIRE, rear seat speaker
20375	1965-1965		SPEAKER GROUND WIRE, rear speaker, convertible
CG50858	1965-1968		SPEAKER HARNESS, to single rear seat speaker
CG53526	1965-1969		SPEAKER HARNESS, for stereo front and rear speakers
CA79256	1966-1969		SPEAKER GROUND WIRE, convertible rear speaker Note: When using a factory stereo setup, 2 of these wires are required
CH91641	1969-1969		SPEAKER WIRE, rear seat single speaker, convertible (one required per speaker)
CH01426	1970-1971		SPEAKER HARNESS, AM, AM/FM, for left and right front speaker set in A/C equipped cars
CH01428	1970-1971		SPEAKER HARNESS, AM, AM/FM, Mono with single front speaker and single rear seat speaker, with external fader control switch
CH01480	1970-1971		SPEAKER HARNESS, AM, AM/FM, Mono with twin front speakers and single rear seat speaker, with external fader control switch (for A/C cars)
CH01425	1970-1972		SPEAKER HARNESS, AM, AM/FM, with single center dash speaker
41578	1970-1972		SPEAKER HARNESS, rear seat extension
CH01427	1970-1972		SPEAKER HARNESS, with 4 speaker stereo, all, (except El Camino)
CH28078	1972-1972		SPEAKER HARNESS, AM, AM/FM, Mono with single front speaker and single rear seat speaker, with internal fader control
CH28077	1972-1972		SPEAKER HARNESS, AM, AM/FM, Mono with twin front speakers and single rear seat speaker, with internal fader control (for A/C cars)
40784	1973-1977		SPEAKER HARNESS, with 4 speaker stereo, radio to rear speakers
SPEED WARNING HARNESSSES			
CH61352	1966-1967		SPEED WARNING HARNESS
CH85155	1968-1968		SPEED WARNING HARNESS
CH95157	1969-1969		SPEED WARNING HARNESS
STEERING COLUMN ADAPTER HARNESSSES			
37542	1964-1966		STEERING COLUMN ADAPTER HARNESS, for 1969-1976 GM column to stock dash Note: Adapts horn, directionals, hazard flasher to stock 8 pin T/L dash connector
37009	1964-1966		STEERING COLUMN ADAPTER HARNESS, for 1977 and later GM column to stock 1964-66 dash Note: Adapts horn, directionals, hazard flasher to stock 8 pin T/L dash connector
36882	1967-1968		STEERING COLUMN ADAPTER HARNESS, for 1969-1976 GM column to stock dash Note: Adapts horn, directionals, hazard flasher to stock 9 pin T/L dash connector
38127	1967-1968		STEERING COLUMN ADAPTER HARNESS, for 1977 and later GM column to stock dash Note: Adapts horn, directionals, hazard flasher to stock 9 pin T/L dash connector
TACHOMETER HARNESSSES			
CF47017	1964-1964		TACHOMETER HARNESS, column mounted tach
CH45792	1964-1964		TACHOMETER HARNESS, dash mounted tach
CH58991	1965-1965		TACHOMETER HARNESS, dash mounted tach
CH67989	1966-1966		TACHOMETER HARNESS, dash mounted tach
41494	1966-1966		TACHOMETER WIRING (inside of tachometer assembly, mates with CH67989)
11060	1967-1967		TACHOMETER HARNESS TURN SIGNAL WIRES
CH71284	1967-1967		TACHOMETER HARNESS, dash mounted tach
CA66125	1975-1975		TACHOMETER EXTENSION, dash harness to distributor
TILT COLUMN ADAPTER HARNESSSES			
CH43617	1964-1966		TILT COLUMN ADAPTER HARNESS, turn signal switch adapter
TRANSISTOR IGNITION HARNESSSES			
CF46911	1964-1964		TRANSISTOR IGNITION AMPLIFIER HARNESS, amplifier to extension harness
CH47102	1964-1964		TRANSISTOR IGNITION EXTENSION HARNESS, ignition switch to extension harness
CF47103	1964-1965		TRANSISTOR IGNITION EXTENSION HARNESS, starter to amplifier harness
33225	1964-1966		TRANSISTOR IGNITION AMPLIFIER EXTENSION, early production, from internal circuit board to amp housing connector
CH58987	1965-1965		TRANSISTOR IGNITION AMPLIFIER HARNESS, amplifier to extension harness

PART #	YEARS	DATE CODE	DESCRIPTION
CH58986	1965-1965		TRANSISTOR IGNITION EXTENSION HARNESS, ignition switch to extension harness
CH69488	1966-1966		TRANSISTOR IGNITION AMPLIFIER HARNESS, amplifier to extension harness
CH67885	1966-1966		TRANSISTOR IGNITION EXTENSION HARNESS, ignition switch to extension harness
CH67884	1966-1966		TRANSISTOR IGNITION EXTENSION HARNESS, starter to amplifier
TRANSMISSION CONTROLLED SPARK HARNESSES			
CH11890	1971-1971		T.C.S. TRANSMISSION CONTROLLED SPARK JUMPER WIRE, engine harness to temperature sender in right cylinder head for gauge or A/C cars
17365	1972-1974		T.C.S. TRANSMISSION SWITCH EXTENSION, from engine harness to trans. switch, manual trans.
TRANSMISSION KICKDOWN HARNESSES			
CA89365	1966-1967		TRANSMISSION KICKDOWN HARNESS, TH400 automatic trans.
CH85151	1968-1969		TRANSMISSION KICKDOWN HARNESS, TH400 automatic trans.
*INFO_04	1970-1970		TRANSMISSION KICKDOWN HARNESS, TH400 automatic trans., (see 1970 Engine Harness)
CA11896	1971-1972		TRANSMISSION KICKDOWN HARNESS, TH400 automatic trans.
CH38201	1973-1975		TRANSMISSION KICKDOWN HARNESS, TH400 automatic trans.
TRANSMISSION OVERDRIVE HARNESSES			
CF48130	1965-1969		TRANSMISSION OVERDRIVE EXTENSION, overdrive harness to transmission
TRUNK HARNESSES			
CH31616	1971-1973		TRUNK RELEASE WIRE, Monte Carlo, fuse box to switch
CH51843	1974-1976		TRUNK RELEASE WIRE, Chevelle, fuse box to switch
CH51843	1974-1976		TRUNK RELEASE WIRE, Monte Carlo, fuse box to switch
CH30132	1974-1977		TRUNK RELEASE WIRE, Chevelle, switch to trunk lid lock release
CH30132	1974-1977		TRUNK RELEASE WIRE, Monte Carlo, switch to trunk lid lock release
CH76593	1977-1977		TRUNK RELEASE WIRE, Chevelle, fuse box to switch
CH76593	1977-1977		TRUNK RELEASE WIRE, Monte Carlo fuse box to switch
TRUNK LIGHT ASSEMBLIES AND WIRING			
111509	1966-1967		TRUNK LIGHT ASSEMBLY, with lead wire and extension wire
CH86767	1968-1969		TRUNK LIGHT ASSEMBLY, with lead wire and extension wire
112003	1970-1972		TRUNK LIGHT ASSEMBLY, with lead wire and extension wire
36381	1973-1976		TRUNK LIGHT ASSEMBLY, with lead wire
TRUNK LIGHT EXTENSION HARNESSES			
CA70313	1966-1967		TRUNK LIGHT EXTENSION HARNESS
CH85273	1968-1969		TRUNK LIGHT EXTENSION WIRE, convertible
CA75252	1968-1969		TRUNK LIGHT EXTENSION WIRE, coupe
UNDERHOOD LIGHT WIRING			
CG83128	1964-1971		UNDERHOOD REPLACEMENT LIGHT ASSEMBLY
CG83128	1970-1971		UNDERHOOD REPLACEMENT LIGHT ASSEMBLY, Monte Carlo
CG20682	1972-1974		UNDERHOOD REPLACEMENT LIGHT ASSEMBLY
WIPER HARNESSES			
28440	1964-1964		WINDSHIELD WIPER HARNESS, 2 speed wipers, with washer (NOTE: second design used with switch 01993665 only)
28420	1964-1964		WINDSHIELD WIPER HARNESS, single speed, with washer
28425	1965-1965		WINDSHIELD WIPER HARNESS, 2 speed wipers, with washer
28415	1965-1965		WINDSHIELD WIPER HARNESS, single speed, with washer
28470	1966-1966		WINDSHIELD WIPER EXTENSION HARNESS, 2 speed wiper motor harness to switch
28465	1966-1966		WINDSHIELD WIPER HARNESS, 2 speed wipers, with washer
CH58496	1975-1977		WINDSHIELD WIPER HARNESS, pulse wiper
2 - Battery Cables			
BATTERY CABLE JUNCTION BLOCK - POSITIVE			
03882795	1965-1971		BATTERY CABLE JUNCTION BLOCK, for positive cable secondary lead
03882795	1970-1971		BATTERY CABLE JUNCTION BLOCK, Monte Carlo, for positive cable secondary lead
BATTERY CABLES - NEGATIVE / GROUND			
04840	1964-1964		BATTERY CABLE, neg., 6 cyl.

PART #	YEARS	DATE CODE	DESCRIPTION
04850	1964-1964		BATTERY CABLE, neg., V8
05500	1965-1965		BATTERY CABLE, neg., 6 cyl.
04830	1965-1965		BATTERY CABLE, neg., V8
05515	1965-1965		BATTERY CABLE, neg., V8, with HD battery
09215	1966-1966		BATTERY CABLE, neg., 6 cyl.
05515	1966-1966		BATTERY CABLE, neg., V8, all
09130	1967-1967		BATTERY CABLE, neg., 6 cyl. & V8
09155	1967-1967		BATTERY CABLE, neg., 6 cyl. & V8, with HD battery
09940	1968-1968		BATTERY CABLE, neg., 6 cyl.
12445	1968-1968		BATTERY CABLE, neg., V8, 327 and 396 c.i.
12455	1968-1968		BATTERY CABLE, neg., V8, except 327 and 396 c.i.
12540	1969-1969		BATTERY CABLE, neg., 6 cyl.
12550	1969-1969		BATTERY CABLE, neg., V8, 396 c.i.
12535	1969-1969		BATTERY CABLE, neg., V8, except 396 c.i.
12540	1970-1970		BATTERY CABLE, neg., Chevelle, 6 cyl.
14810	1970-1970		BATTERY CABLE, neg., Chevelle, 6 cyl. (side mount type)
21755	1970-1970		BATTERY CABLE, neg., V8, Chevelle (side mount type)
14660	1970-1970		BATTERY CABLE, neg., V8, Chevelle, all
21760	1970-1970		BATTERY CABLE, neg., V8, Monte Carlo (side mount type)
14665	1970-1970		BATTERY CABLE, neg., V8, Monte Carlo, 350 c.i.
14660	1970-1970		BATTERY CABLE, neg., V8, Monte Carlo, 396 c.i.
22665	1971-1972		BATTERY CABLE, neg., V8, Chevelle, 307-350 c.i.
22735	1971-1972		BATTERY CABLE, neg., V8, Chevelle, 396-454 c.i.
22675	1971-1974		BATTERY CABLE, neg., 6 cyl., Chevelle
22675	1971-1974		BATTERY CABLE, neg., 6 cyl., El Camino
22685	1971-1977		BATTERY CABLE, neg., V8, Monte Carlo, all
22665	1973-1973		BATTERY CABLE, neg., V8, Chevelle, 307 c.i.
22735	1973-1977		BATTERY CABLE, neg., V8, Chevelle, 350, 400, 396-454 c.i.
CH56106	1975-1977		BATTERY CABLE, neg., 6 cyl., Chevelle
CH56106	1975-1977		BATTERY CABLE, neg., 6 cyl., Monte Carlo

BATTERY CABLES - POSITIVE

04810	1964-1964		BATTERY CABLE, pos., 6 cyl.
05415	1964-1964		BATTERY CABLE, pos., V8
05495	1965-1965		BATTERY CABLE, pos., 6 cyl.
05490	1965-1965		BATTERY CABLE, pos., V8, 283 c.i.
05510	1965-1965		BATTERY CABLE, pos., V8, 327 c.i. HP
05510	1965-1965		BATTERY CABLE, pos., V8, with HD battery
09220	1966-1966		BATTERY CABLE, pos., 6 cyl.
09830	1966-1966		BATTERY CABLE, pos., V8, 396 c.i.
05445	1966-1966		BATTERY CABLE, pos., V8, except 396 c.i.
09225	1966-1966		BATTERY CABLE, pos., V8, with HD battery, except 396 c.i.
10715	1967-1967		BATTERY CABLE, pos., 6 cyl., all
10725	1967-1967		BATTERY CABLE, pos., V8, 396 c.i.
10705	1967-1967		BATTERY CABLE, pos., V8, except 396 c.i.
09945	1968-1968		BATTERY CABLE, pos., 6 cyl.
12450	1968-1968		BATTERY CABLE, pos., V8, 327 and 396 c.i.
09950	1968-1968		BATTERY CABLE, pos., V8, except 327 and 396 c.i.
12590	1969-1969		BATTERY CABLE, pos., 6 cyl.
12595	1969-1969		BATTERY CABLE, pos., V8, 396 c.i.
09950	1969-1969		BATTERY CABLE, pos., V8, except 396 c.i.
12600	1970-1970		BATTERY CABLE, pos., 6 cyl., Chevelle
14790	1970-1970		BATTERY CABLE, pos., 6 cyl., Chevelle (side mount type)

PART #	YEARS	DATE CODE	DESCRIPTION
21740	1970-1970		BATTERY CABLE, pos., V8, Chevelle (side mount type)
14635	1970-1970		BATTERY CABLE, pos., V8, Chevelle, all
21745	1970-1970		BATTERY CABLE, pos., V8, Monte Carlo (side mount type)
14630	1970-1970		BATTERY CABLE, pos., V8, Monte Carlo, 350 c.i.
14635	1970-1970		BATTERY CABLE, pos., V8, Monte Carlo, 396-454 c.i.
22655	1971-1971		BATTERY CABLE, pos., 6 cyl., Chevelle
22660	1971-1971		BATTERY CABLE, pos., V8, Chevelle, 307-350 c.i.
22680	1971-1971		BATTERY CABLE, pos., V8, Chevelle, 396-454 c.i.
28955	1971-1971		BATTERY CABLE, pos., V8, Monte Carlo, all
22640	1972-1972		BATTERY CABLE, pos., 6 cyl., Chevelle
28970	1972-1972		BATTERY CABLE, pos., V8, Chevelle, 307-350 c.i.
28980	1972-1972		BATTERY CABLE, pos., V8, Chevelle, 396-454 c.i.
28975	1972-1972		BATTERY CABLE, pos., V8, Monte Carlo, all
CH38193	1973-1973		BATTERY CABLE, pos., V8, Chevelle & El Camino, 307 c.i.
CH38192	1973-1974		BATTERY CABLE, pos., 6 cyl.
CH38194	1973-1974		BATTERY CABLE, pos., V8, Chevelle & El Camino, 350, 400, 454 c.i.
38238	1973-1974		BATTERY CABLE, pos., V8, Monte Carlo, 350, 454 c.i.
CH56104	1975-1975		BATTERY CABLE, pos., V8, Chevelle & El Camino, 350, 400, 454 c.i.
CH56103	1975-1977		BATTERY CABLE, pos., 6 cyl.
CH56105	1975-1977		BATTERY CABLE, pos., Monte Carlo, V8
CH56104	1976-1977		BATTERY CABLE, pos., Chevelle & El Camino, all V8

3 - Spark Plugs

ORIGINAL SPARK PLUG WIRE SETS - DATE CODED

1018-633	1964-1964	3-Q-63	SPARK PLUG WIRE SET, L6, all with A/C
1018-641	1964-1964	1-Q-64	SPARK PLUG WIRE SET, L6, all with A/C
1016-633	1964-1964	3-Q-63	SPARK PLUG WIRE SET, L6, all without A/C
1016-641	1964-1964	1-Q-64	SPARK PLUG WIRE SET, L6, all without A/C
1228-633	1964-1964	3-Q-63	SPARK PLUG WIRE SET, V8, all
1228-641	1964-1964	1-Q-64	SPARK PLUG WIRE SET, V8, all
1018-643	1965-1965	3-Q-64	SPARK PLUG WIRE SET, L6, all with A/C
1018-651	1965-1965	1-Q-65	SPARK PLUG WIRE SET, L6, all with A/C
1016-643	1965-1965	3-Q-64	SPARK PLUG WIRE SET, L6, all without A/C
1016-651	1965-1965	1-Q-65	SPARK PLUG WIRE SET, L6, all without A/C
1308-644	1965-1965	4-Q-64	SPARK PLUG WIRE SET, V8, all big block
1308-651	1965-1965	1-Q-65	SPARK PLUG WIRE SET, V8, all big block
1228-643	1965-1965	3-Q-64	SPARK PLUG WIRE SET, V8, all small block
1228-651	1965-1965	1-Q-65	SPARK PLUG WIRE SET, V8, all small block
1018-653	1966-1966	3-Q-65	SPARK PLUG WIRE SET, L6, all with A/C
1018-661	1966-1966	1-Q-66	SPARK PLUG WIRE SET, L6, all with A/C
1016-653	1966-1966	3-Q-65	SPARK PLUG WIRE SET, L6, all without A/C
1016-661	1966-1966	1-Q-66	SPARK PLUG WIRE SET, L6, all without A/C
1308-653	1966-1966	3-Q-65	SPARK PLUG WIRE SET, V8, all big block
1308-661	1966-1966	1-Q-66	SPARK PLUG WIRE SET, V8, all big block
1228-653	1966-1966	3-Q-65	SPARK PLUG WIRE SET, V8, all small block
1228-661	1966-1966	1-Q-66	SPARK PLUG WIRE SET, V8, all small block
1018-663	1967-1967	3-Q-66	SPARK PLUG WIRE SET, L6, all with A/C
1018-671	1967-1967	1-Q-67	SPARK PLUG WIRE SET, L6, all with A/C
1016-663	1967-1967	3-Q-66	SPARK PLUG WIRE SET, L6, all without A/C
1016-671	1967-1967	1-Q-67	SPARK PLUG WIRE SET, L6, all without A/C
1310-663	1967-1967	3-Q-66	SPARK PLUG WIRE SET, V8, all big block
1310-671	1967-1967	1-Q-67	SPARK PLUG WIRE SET, V8, all big block
1228-663	1967-1967	3-Q-66	SPARK PLUG WIRE SET, V8, all small block

PART #	YEARS	DATE CODE	DESCRIPTION
1228-671	1967-1967	1-Q-67	SPARK PLUG WIRE SET, V8, all small block
1018-673	1968-1968	3-Q-67	SPARK PLUG WIRE SET, L6, all with A/C
1018-681	1968-1968	1-Q-68	SPARK PLUG WIRE SET, L6, all with A/C
1016-673	1968-1968	3-Q-67	SPARK PLUG WIRE SET, L6, all without A/C
1016-681	1968-1968	1-Q-68	SPARK PLUG WIRE SET, L6, all without A/C
1310-673	1968-1968	3-Q-67	SPARK PLUG WIRE SET, V8, all big block
1310-681	1968-1968	1-Q-68	SPARK PLUG WIRE SET, V8, all big block
1228-673	1968-1968	3-Q-67	SPARK PLUG WIRE SET, V8, all small block
1228-681	1968-1968	1-Q-68	SPARK PLUG WIRE SET, V8, all small block
1018-683	1969-1969	3-Q-68	SPARK PLUG WIRE SET, L6, all with A/C
1018-691	1969-1969	1-Q-69	SPARK PLUG WIRE SET, L6, all with A/C
1016-683	1969-1969	3-Q-68	SPARK PLUG WIRE SET, L6, all without A/C
1016-691	1969-1969	1-Q-69	SPARK PLUG WIRE SET, L6, all without A/C
1310-683	1969-1969	3-Q-68	SPARK PLUG WIRE SET, V8, all big block
1310-691	1969-1969	1-Q-69	SPARK PLUG WIRE SET, V8, all big block
1230-683	1969-1969	3-Q-68	SPARK PLUG WIRE SET, V8, all small block
1230-691	1969-1969	1-Q-69	SPARK PLUG WIRE SET, V8, all small block
1016-693	1970-1970	3-Q-69	SPARK PLUG WIRE SET, L6, all
1016-701	1970-1970	1-Q-70	SPARK PLUG WIRE SET, L6, all
1310-693	1970-1970	3-Q-69	SPARK PLUG WIRE SET, V8, all big block
1310-701	1970-1970	1-Q-70	SPARK PLUG WIRE SET, V8, all big block
1230-693	1970-1970	3-Q-69	SPARK PLUG WIRE SET, V8, all small block
1230-701	1970-1970	1-Q-70	SPARK PLUG WIRE SET, V8, all small block
1016-703	1971-1971	3-Q-70	SPARK PLUG WIRE SET, L6, all
1016-711	1971-1971	1-Q-71	SPARK PLUG WIRE SET, L6, all
1310-703	1971-1971	3-Q-70	SPARK PLUG WIRE SET, V8, all big block
1310-711	1971-1971	1-Q-71	SPARK PLUG WIRE SET, V8, all big block
1230-703	1971-1971	3-Q-70	SPARK PLUG WIRE SET, V8, all small block
1230-711	1971-1971	1-Q-71	SPARK PLUG WIRE SET, V8, all small block
1016-713	1972-1972	3-Q-71	SPARK PLUG WIRE SET, L6, all
1016-721	1972-1972	1-Q-72	SPARK PLUG WIRE SET, L6, all
1312-713	1972-1972	3-Q-71	SPARK PLUG WIRE SET, V8, all big block
1312-721	1972-1972	1-Q-72	SPARK PLUG WIRE SET, V8, all big block
1230-713	1972-1972	3-Q-71	SPARK PLUG WIRE SET, V8, all small block
1230-721	1972-1972	1-Q-72	SPARK PLUG WIRE SET, V8, all small block
1016-723	1973-1973	3-Q-72	SPARK PLUG WIRE SET, L6, all
1016-731	1973-1973	1-Q-73	SPARK PLUG WIRE SET, L6, all
1314-723	1973-1973	3-Q-72	SPARK PLUG WIRE SET, V8, all big block
1314-731	1973-1973	1-Q-73	SPARK PLUG WIRE SET, V8, all big block
1230-723	1973-1973	3-Q-72	SPARK PLUG WIRE SET, V8, all small block
1230-731	1973-1973	1-Q-73	SPARK PLUG WIRE SET, V8, all small block
1016-733	1974-1974	3-Q-73	SPARK PLUG WIRE SET, L6, all
1016-741	1974-1974	1-Q-74	SPARK PLUG WIRE SET, L6, all
1314-733	1974-1974	3-Q-73	SPARK PLUG WIRE SET, V8, all big block
1314-741	1974-1974	1-Q-74	SPARK PLUG WIRE SET, V8, all big block
1232-733	1974-1974	3-Q-73	SPARK PLUG WIRE SET, V8, all small block
1232-741	1974-1974	1-Q-74	SPARK PLUG WIRE SET, V8, all small block
ORIGINAL SPARK PLUG WIRE SETS - REPRODUCTION - NOT DATE CODED			
1343-999	1975-1975	NOT	SPARK PLUG WIRE SET, V8, all big block, (THESE ARE REPRODUCTION BUT ARE NOT DATE CODED)
1234-999	1975-1975	NOT	SPARK PLUG WIRE SET, V8, all small block (THESE ARE REPRODUCTION BUT ARE NOT DATE CODED)
1242-999	1976-1977	NOT	SPARK PLUG WIRE SET, V8, all, (THESE ARE REPRODUCTION BUT ARE NOT DATE CODED)
1248-999	1978-1978	NOT	SPARK PLUG WIRE SET, V8, all 305 C.I. (THESE ARE REPRODUCTION BUT ARE NOT DATE CODED)

PART #	YEARS	DATE CODE	DESCRIPTION
--------	-------	-----------	-------------

1246-999	1978-1978	NOT	SPARK PLUG WIRE SET, V8, all 350 C.I. (THESE ARE REPRODUCTION BUT ARE NOT DATE CODED)
1258-999	1979-1980	NOT	SPARK PLUG WIRE SET, V8, all, (THESE ARE REPRODUCTION BUT ARE NOT DATE CODED)
1264-999	1981-1981	NOT	SPARK PLUG WIRE SET, V8, all except 4.3 liter (THESE ARE REPRODUCTION BUT ARE NOT DATE CODED)
1264-999	1982-1982	NOT	SPARK PLUG WIRE SET, V8, all, (THESE ARE REPRODUCTION BUT ARE NOT DATE CODED)

REPLACEMENT SPARK PLUG WIRE SETS - NOT DATE CODED

1252-999	1964-1968	NOT	SPARK PLUG WIRE SET, V8, all small block
1352-999	1965-1971	NOT	SPARK PLUG WIRE SET, V8, all big block
1254-999	1969-1974	NOT	SPARK PLUG WIRE SET, V8, all small block
1352-999	1970-1971	NOT	SPARK PLUG WIRE SET, Monte Carlo, V8, all big block
1254-999	1970-1974	NOT	SPARK PLUG WIRE SET, Monte Carlo, V8, all small block
1354-999	1972-1974	NOT	SPARK PLUG WIRE SET, V8, all big block

4 - Switches & Parts

BACKUP LIGHT SWITCHES

01993661	1964-1964		BACKUP LIGHT SWITCH ASSEMBLY, manual trans.
39504	1964-1968		BACKUP SWITCH MOUNTING KIT, muncie 4 speed, includes bracket, shield, rod, clips, screws and washers
510048	1965-1968		BACK UP SWITCH WIRING FOR HURST STYLE BUTTON SWITCH, from firewall to switch
01993307	1965-1968		BACKUP LIGHT SWITCH ASSEMBLY, manual trans.
03943657	1969-1972		BACKUP LIGHT SWITCH, manual trans.
03943657	1970-1972		BACKUP LIGHT SWITCH, Monte Carlo, manual trans.
03943657	1973-1977		BACKUP LIGHT SWITCH, manual trans., (service part)

Note: This part number is not 100% correct in appearance for this application, although it will operate correctly. This application was serviced by GM part number 06270695.

BREAKERLESS SE IGNITION SYSTEM

38131	1964-1974		BREAKERLESS SE IGNITION SYSTEM, GM V8 point conversion kit Note: Replaces stock points with an electronic SE ignition module
38131	1970-1974		BREAKERLESS SE IGNITION SYSTEM, GM V8 point conversion kit Note: Replaces stock points with an electronic SE ignition module

CIRCUIT BREAKERS

04850166	1964-1971		CIRCUIT BREAKER, 30 amp for p/windows, p/seats, p/tailgate, p/locks, or p/top
04850166	1970-1971		CIRCUIT BREAKER, Monte Carlo, 30 amp for p/windows, p/seats, p/tailgate, p/locks, or p/top

COURTESY LIGHT HARNESSES BRACKET

04876930	1964-1970		MOUNTING BRACKET, for under dash courtesy light harness lamp socket, (2 required per car)
04876930	1970-1970		MOUNTING BRACKET, Monte Carlo, for under dash courtesy light harness lamp socket, (2 required per car)

COWL INDUCTION HOOD DOOR SWITCH

01242101	1970-1972		COWL INDUCTION HOOD DOOR SWITCH
----------	-----------	--	---------------------------------

HEADLIGHT SETS T-3 SEALED BEAM

SB6067S	1964-1967		SEALED BEAM HEADLIGHT SET, GUIDE 12V "T3" style, for dual beam headlight setup Note: Set contains 2 hi/low beam and 2 hi beam headlights
SB6871S	1968-1970		SEALED BEAM HEADLIGHT SET, GUIDE 12V "T3" style, for dual beam headlight setup Note: Set contains 2 hi/low beam and 2 hi beam headlights

HEATER CONTROL SWITCH

03963743	1970-1972		HEATER CONTROL SWITCH, without A/C
----------	-----------	--	------------------------------------

HORN RELAYS

12339243	1964-1965		HORN RELAY
----------	-----------	--	------------

IGNITION SWITCHES

01990110	1969-1987		IGNITION SWITCH, all, with tilt
01990109	1969-1987		IGNITION SWITCH, all, without tilt
01990110	1970-1987		IGNITION SWITCH, all, with tilt
01990109	1970-1987		IGNITION SWITCH, all, without tilt

NEUTRAL SAFETY SWITCHES

01993659	1964-1966		NEUTRAL SAFETY / BACKUP LIGHT SWITCH, column shift powerglide auto. trans.
01993320	1965-1966		NEUTRAL SAFETY / BACKUP LIGHT SWITCH, column shift TH auto. trans.

PART #	YEARS	DATE CODE	DESCRIPTION
01993696	1965-1967		NEUTRAL SAFETY / BACKUP LIGHT SWITCH, console shift powerglide auto. trans.
01993490	1969-1969		NEUTRAL SAFETY SWITCH ASSEMBLY, manual trans., clutch pedal mounted
01994235	1969-1973		NEUTRAL SAFETY / BACKUP LIGHT SWITCH, column shift auto. trans.
03983966	1970-1970		NEUTRAL SAFETY SWITCH ASSEMBLY, manual trans., clutch pedal mounted
01994235	1970-1973		NEUTRAL SAFETY / BACKUP LIGHT SWITCH, Monte Carlo, column shift auto. trans.
03986841	1971-1972		NEUTRAL SAFETY SWITCH ASSEMBLY, manual trans., clutch pedal mounted
01994163	1974-1977		NEUTRAL SAFETY / BACKUP LIGHT SWITCH, column shift auto. trans.

POWER CONVERTIBLE TOP SWITCHES

03906118	1964-1968		POWER CONVERTIBLE TOP SWITCH Note: Sold as a complete assembly, includes the switch, mounting housing and retaining clips
----------	-----------	--	---

POWER TAILGATE WINDOW SWITCHES

03906118	1964-1968		POWER TAILGATE WINDOW SWITCH Note: Sold as a complete assembly, includes the switch, mounting housing and retaining clips
----------	-----------	--	---

POWER WINDOW SWITCHES

04432791	1964-1970		POWER WINDOW SWITCH ASSEMBLY, 4 button, round corner style, chrome
04432790	1964-1970		POWER WINDOW SWITCH ASSEMBLY, single button, round corner style, chrome
04432793	1964-1971		POWER WINDOW SWITCH ASSEMBLY, El Camino, 2 button, round corner style, chrome
04432791	1970-1970		POWER WINDOW SWITCH ASSEMBLY, Monte Carlo, 4 button, round corner style, chrome
04432790	1970-1970		POWER WINDOW SWITCH ASSEMBLY, Monte Carlo, single button, round corner style, chrome

PRINTED MYLAR CIRCUIT BOARD

08901487	1970-1972		PRINTED MYLAR CIRCUIT BOARD, instrument cluster with tach and gauges
08901486	1970-1972		PRINTED MYLAR CIRCUIT BOARD, SS instrument cluster EXCEPT tach and gauges

TEMPERATURE SENDING SWITCHES

01513321	1964-1967		TEMPERATURE SENDING UNIT, all, with gauge, with "T" type terminal connection Note: Requires a 56 series female terminal and connector
06400759	1968-1968		TEMPERATURE SENDING UNIT, V8, gauge
01993426	1968-1968		TEMPERATURE SENDING UNIT, V8, warning light, with "blade" type terminal connection Note: Requires a 56 series female terminal and connector
01513462	1969-1975		TEMPERATURE SENDING UNIT, V8, gauge, with threaded connection Note: Requires a ring terminal and threaded nut connection
01513462	1970-1975		TEMPERATURE SENDING UNIT, Monte Carlo, V8, gauge, with threaded connection Note: Requires a ring terminal and threaded nut connection

TRANSISTOR IGNITION AMPLIFIER REPLACEMENT MODULE

32270	1964-1966		TRANSISTOR IGNITION AMPLIFIER REPLACEMENT MODULE Note: Replaces original circuit board in amplifier
-------	-----------	--	---

TRANSMISSION CONTROL SPARK SOLENOID SWITCHES

01114434	1970-1970		TRANSMISSION CONTROL SPARK SOLENOID, 396-454 c.i.
01114432	1970-1971		TRANSMISSION CONTROL SPARK SOLENOID, 350 c.i., 4 BBL.
01114432	1970-1971		TRANSMISSION CONTROL SPARK SOLENOID, V8, 2 BBL.
01997410	1973-1973		TRANSMISSION CONTROL SPARK SOLENOID, 307 c.i., manual trans.
01997410	1974-1974		TRANSMISSION CONTROL SPARK SOLENOID, 350 c.i., manual trans., (except special high performance)

TRANSMISSION KICKDOWN SWITCH

01242101	1970-1975		KICKDOWN SWITCH, TH400
----------	-----------	--	------------------------

TURN SIGNAL SWITCHES

00383033	1964-1964		TURN SIGNAL SWITCH, all without tilt, (includes lead wiring and lamp socket), "BPC" metal type
01993624	1964-1966		TURN SIGNAL SWITCH, all with tilt wheel
00387115	1965-1966		TURN SIGNAL SWITCH, all without tilt, (includes lead wiring), "BPC" metal type
00911051	1965-1966		TURN SIGNAL SWITCH, without tilt, (includes lead wiring), "GUIDE" plastic type
00911051US	1965-1966		TURN SIGNAL SWITCH, without tilt, DELCO GUIDE TOOLING , (includes lead wiring), "GUIDE" plastic type
05698897	1967-1968		TURN SIGNAL SWITCH, all with column shift auto. trans., with and without tilt, "DELCO-GUIDE" type Note: Emergency flasher actuator hole in outer collar has a "D" shape
05698520US	1967-1968		TURN SIGNAL SWITCH, all, DELCO GUIDE TOOLING , (includes lead wiring), "BOYNE" type Note: Emergency flasher actuator hole in outer collar has a "O" shape

PART #	YEARS	DATE CODE	DESCRIPTION
07800482	1967-1968		TURN SIGNAL SWITCH, all, with column shift auto. trans., with and without tilt, (except tilt and telescopic), without cornering lamps, "DELCO-GUIDE" type Note: Emergency flasher actuator hole in outer collar is round
01997938	1969-1976		TURN SIGNAL SWITCH, all, (includes lead wiring)
01997938US	1969-1976		TURN SIGNAL SWITCH, all, DELCO GUIDE TOOLING , (includes lead wiring)
01997938	1970-1976		TURN SIGNAL SWITCH, Monte Carlo, all, (includes lead wiring)
01997938US	1970-1976		TURN SIGNAL SWITCH, Monte Carlo, all, DELCO GUIDE TOOLING , (includes lead wiring)
01997983	1977-1977		TURN SIGNAL SWITCH, (includes lead wiring)

WINDSHIELD WIPER SWITCHES

01993632	1964-1964		WIPER SWITCH, 2 speed with washer, 1st design
01993633	1964-1964		WIPER SWITCH, single speed with washer
01993678	1965-1965		WIPER SWITCH, 2 speed with washer
01993680	1965-1965		WIPER SWITCH, single speed with washer
01993679	1966-1966		WIPER SWITCH, 2 speed with washer
01993395	1967-1967		WIPER SWITCH
01993442	1968-1968		WIPER SWITCH, with recess park
01993443	1968-1968		WIPER SWITCH, without recess park
01993465	1969-1971		WIPER SWITCH, with recess park
01993464	1969-1971		WIPER SWITCH, without recess park
01993464	1970-1971		WIPER SWITCH, Monte Carlo, without recess park
01993465	1970-1971		WIPER SWITCH, Monte Carlo, with recess park
01994131	1972-1972		WIPER SWITCH, with recess park
01994180	1972-1972		WIPER SWITCH, without recess park

6 - Harness Repair

VARIOUS HARNESS REPAIR ITEMS

RO067108		HARNESS TAPE, 1.25" vinyl, (100 ft. roll), non-adhesive
PM485-007		HARNESS TAPE, black, 1.25" cloth adhesive, (100 ft. roll)
PM451-001		LOOM .133" I.D. asphalt, (sold by the foot)
34620		TEMPERATURE SENDER UNIT WIRE REPAIR KIT, single wire

PART #	YEARS	DATE CODE	DESCRIPTION
1 - Wiring Harnesses			
AIR CONDITIONING HARNESSSES			
39589	1961-1961		AIR CONDITIONING HARNESS, evaporator to compressor
26995	1962-1964		AIR CONDITIONING HARNESS, evaporator to compressor
27020	1965-1968		AIR CONDITIONING HARNESS, evaporator to compressor
ALTERNATOR CONVERSION KITS			
37787	1965-1969		ALTERNATOR CONVERSION KIT, external regulator to internal "CS" alternator Note: This is a plug-in conversion that can be used with 1986 and later "CS" series alternators
27555	1965-1969		ALTERNATOR CONVERSION KIT, external regulator to internal "SI" alternator Note: This is a plug-in conversion that can be used with 1985 and earlier "SI" series alternators
CIGARETTE LIGHTER HARNESSSES			
510499	1960-1966		CIGARETTE LIGHTER JUMPER HARNESS, fused
COIL WIRES			
36057	1960-1969		COIL WIRE, distributor to coil lead wire
COURTESY LIGHT HARNESSSES			
CH46080	1960-1966		COURTESY LIGHT HARNESS, under dash courtesy lights
26805	1962-1963		COURTESY LIGHT HARNESS, under dash courtesy lights, convertible
26770	1964-1964		COURTESY LIGHT HARNESS, under dash courtesy lights, convertible
38249	1964-1964		COURTESY LIGHT HARNESS, under dash courtesy lights, except truck and convertible
26915	1967-1969		COURTESY LIGHT HARNESS, under dash courtesy lights
DASH HARNESSSES			
26840	1960-1960		DASH HARNESS, auto. trans., with back up lights
26810	1961-1961		DASH HARNESS, car and station wagon, with back up lights
37603	1961-1961		DASH HARNESS, van and truck, manual trans. Note: Only sold with heater wires
26965	1962-1962		DASH HARNESS, car and station wagon, auto. trans.
26825	1962-1962		DASH HARNESS, car and station wagon, manual trans.
26835	1962-1962		DASH HARNESS, Spyder, manual trans., with gauges
37603	1962-1963		DASH HARNESS, van and truck, manual trans., without optional wiper fuse at fuse box Note: Only sold with heater wires
26965	1963-1963		DASH HARNESS, car, auto. trans.
26825	1963-1963		DASH HARNESS, car, manual trans.
26945	1964-1964		DASH HARNESS, car, auto. trans.
26820	1964-1964		DASH HARNESS, car, manual trans.
20035	1964-1964		DASH HARNESS, Spyder, manual trans., with gauges
38396	1964-1964		DASH HARNESS, van and truck
37957	1965-1965		DASH HARNESS, car, auto. trans. Note: Early production with striped wire
26960	1965-1965		DASH HARNESS, car, auto. trans. Note: Late production with solid color wire
37958	1965-1965		DASH HARNESS, car, auto. trans., with A/C Note: Early production with striped wire
26975	1965-1965		DASH HARNESS, car, auto. trans., with A/C Note: Late production with solid color wire
37959	1965-1965		DASH HARNESS, car, manual trans. Note: Early production with striped wire
26930	1965-1965		DASH HARNESS, car, manual trans. Note: Late production with solid color wire
26970	1965-1965		DASH HARNESS, car, manual trans., with A/C Note: A/C wires incorporated into harness (Factory Air) Note: Late production with solid color wire
37960	1965-1965		DASH HARNESS, car, manual trans., with A/C Note: A/C wires incorporated into harness (Factory Air) Note: Early production with striped wire
37956	1965-1965		DASH HARNESS, Corsa, with gauges Note: Early production with striped wire

PART #	YEARS	DATE CODE	DESCRIPTION
26815	1965-1965		DASH HARNESS, Corsa, with gauges Note: Late production with solid color wire
26815	1966-1966		DASH HARNESS, Corsa, with gauges
26960	1966-1966		DASH HARNESS, auto. trans.
26975	1966-1966		DASH HARNESS, auto. trans., with A/C
26930	1966-1966		DASH HARNESS, manual trans.
26970	1966-1966		DASH HARNESS, manual trans., with A/C Note: A/C wires incorporated into harness (Factory Air)
35540	1968-1969		DASH HARNESS, auto. trans.
26935	1968-1969		DASH HARNESS, manual trans.
DASH INSTRUMENT CLUSTER HARNESSES			
37962	1965-1965		INSTRUMENT CLUSTER HARNESS, car, without gauges Note: Early production with striped wire
26775	1965-1965		INSTRUMENT CLUSTER HARNESS, car, without gauges Note: Late production with solid color wire
37961	1965-1965		INSTRUMENT CLUSTER HARNESS, Corsa, with gauges Note: Early production with striped wire
26780	1965-1965		INSTRUMENT CLUSTER HARNESS, Corsa, with gauges Note: Late production with solid color wire
26780	1966-1966		INSTRUMENT CLUSTER HARNESS, Corsa, with gauges
26775	1966-1966		INSTRUMENT CLUSTER HARNESS, without gauges
26795	1967-1969		INSTRUMENT CLUSTER HARNESS, all
DOME LIGHT HARNESSES			
07945	1965-1969		DOME LIGHT HARNESS
ENGINE / STARTER HARNESSES			
03155	1960-1960		ENGINE HARNESS, with backup lights
03150	1960-1960		ENGINE HARNESS, without backup lights
03645	1961-1961		ENGINE HARNESS, car, except station wagon, with backup lights
03640	1961-1961		ENGINE HARNESS, car, except station wagon, without backup lights
03600	1961-1961		ENGINE HARNESS, station wagon, with backup lights
03595	1961-1961		ENGINE HARNESS, station wagon, without backup lights
22120	1961-1962		ENGINE HARNESS, van and truck
03980	1962-1962		ENGINE HARNESS, station wagon, with backup lights
03955	1962-1962		ENGINE HARNESS, station wagon, without backup lights
03965	1962-1963		ENGINE HARNESS, car, except Spyder, with backup lights
03960	1962-1963		ENGINE HARNESS, car, except Spyder, without backup lights
04005	1962-1963		ENGINE HARNESS, Spyder
22120	1963-1963		ENGINE HARNESS, van and truck
04915	1964-1964		ENGINE HARNESS, car, except Spyder, with backup lights
04910	1964-1964		ENGINE HARNESS, car, except Spyder, without backup lights
04920	1964-1964		ENGINE HARNESS, Spyder
20010	1964-1964		ENGINE HARNESS, van and truck
37964	1965-1965		ENGINE HARNESS, car, except Corsa, with backup lights Note: Early production with striped wire
06150	1965-1965		ENGINE HARNESS, car, except Corsa, with backup lights Note: Late production with solid color wire
37965	1965-1965		ENGINE HARNESS, car, except Corsa, without backup lights Note: Early production with striped wire
06160	1965-1965		ENGINE HARNESS, car, except Corsa, without backup lights Note: Late production with solid color wire
37963	1965-1965		ENGINE HARNESS, Corsa Note: Early production with striped wire
06155	1965-1965		ENGINE HARNESS, Corsa Note: Late production with solid color wire
06155	1966-1966		ENGINE HARNESS, Corsa
06150	1966-1966		ENGINE HARNESS, except Corsa, with backup lights

PART #	YEARS	DATE CODE	DESCRIPTION
06160	1966-1966		ENGINE HARNESS, except Corsa, without backup lights
10975	1967-1967		ENGINE HARNESS, all
12045	1968-1969		ENGINE HARNESS, all
FRONT LIGHT HARNESSES			
26785	1960-1960		FRONT LIGHT HARNESS, 700 models, (second design with "T" shaped headlamp connection)
26985	1961-1963		FRONT LIGHT HARNESS, 500 models
26990	1961-1963		FRONT LIGHT HARNESS, 700, 900 models
20050	1964-1964		FRONT LIGHT HARNESS, 700, 900 models
37966	1965-1965		FRONT LIGHT HARNESS, 10100 models Note: Early production with striped wire
26920	1965-1965		FRONT LIGHT HARNESS, 10100 models Note: Late production with solid color wire
37967	1965-1965		FRONT LIGHT HARNESS, 10500, 10700 models Note: Early production with striped wire
22125	1965-1965		FRONT LIGHT HARNESS, 10500, 10700 models Note: Late production with solid color wire
26920	1966-1966		FRONT LIGHT HARNESS, 10100 models
22125	1966-1966		FRONT LIGHT HARNESS, 10500, 10700 models
23640	1967-1967		FRONT LIGHT HARNESS, 10500 models
26790	1968-1969		FRONT LIGHT HARNESS, 10100 models
11875	1968-1969		FRONT LIGHT HARNESS, 10500 models
GLOVE BOX LIGHT ASSEMBLIES			
18000	1960-1969		GLOVE BOX LIGHT ASSEMBLY, complete, (socket, bulb and wire)
GROUND WIRES			
28345	1965-1969		GROUND WIRE, voltage regulator
MAIN BODY HARNESSES			
22880	1960-1960		MAIN BODY HARNESS, auto. trans.
21305	1960-1960		MAIN BODY HARNESS, manual trans.
22115	1961-1961		MAIN BODY HARNESS, van & truck, with gas heater
23415	1961-1961		MAIN BODY HARNESS, car and station wagon, auto. trans., with air heater
22140	1961-1961		MAIN BODY HARNESS, car and station wagon, manual trans., with air heater
03950	1962-1962		MAIN BODY HARNESS, car and station wagon, auto. trans., with gas heater
22105	1962-1962		MAIN BODY HARNESS, Spyder
22145	1962-1963		MAIN BODY HARNESS, car and station wagon, manual trans., with air heater
22115	1962-1963		MAIN BODY HARNESS, van & truck, with gas heater
03950	1963-1963		MAIN BODY HARNESS, car, auto. trans., with gas heater
28200	1964-1964		MAIN BODY HARNESS, car, except Spyder, auto. trans.
22110	1964-1964		MAIN BODY HARNESS, car, except Spyder, manual trans.
20055	1964-1964		MAIN BODY HARNESS, Spyder
22885	1964-1964		MAIN BODY HARNESS, van & truck, with air heater
23410	1965-1965		MAIN BODY HARNESS, car, auto. trans.
22875	1965-1965		MAIN BODY HARNESS, car, manual trans.
09465	1965-1965		MAIN BODY HARNESS, Corsa
09465	1966-1966		MAIN BODY HARNESS, Corsa
23410	1966-1966		MAIN BODY HARNESS, auto. trans.
22875	1966-1966		MAIN BODY HARNESS, manual trans.
11405	1967-1969		MAIN BODY HARNESS, auto. trans.
22150	1967-1969		MAIN BODY HARNESS, manual trans.
OIL AND TEMPERATURE GAUGE HARNESSES			
02935	1960-1960		OIL & TEMP WIRE
03370	1961-1961		OIL & TEMP WIRE, without A/C
03790	1961-1965		OIL & TEMP WIRE, with A/C
04230	1962-1963		OIL & TEMP WIRE, without gauges, without A/C

PART #	YEARS	DATE CODE	DESCRIPTION
04215	1962-1964		OIL & TEMP WIRE, SPYDER, with gauges
04230	1964-1964		OIL & TEMP WIRE, except van & truck, without gauges, without A/C
05650	1965-1965		OIL & TEMP WIRE, except van, without gauges, without A/C
22375	1965-1966		OIL & TEMP WIRE, with gauges
03790	1966-1966		OIL & TEMP WIRE, without gauges, with A/C
05650	1966-1966		OIL & TEMP WIRE, without gauges, without A/C
03790	1967-1967		OIL & TEMP WIRE, with A/C
05650	1967-1967		OIL & TEMP WIRE, without A/C
03790	1968-1969		OIL & TEMP WIRE

POWER ACCESSORY LEAD WIRES

CH67141	1967-1968		POWER ACCESSORY LEAD WIRE, ignition power lead from fuse panel to power antenna switch
---------	-----------	--	--

POWER TOP HARNESSES

26765	1962-1964		POWER TOP HARNESS, except Spyder
04130	1962-1964		POWER TOP HARNESS, Spyder
26980	1965-1965		POWER TOP HARNESS, main power top switch to circuit breaker
27015	1966-1966		POWER TOP HARNESS, main power top switch to circuit breaker
27010	1967-1969		POWER TOP HARNESS, main power top switch to circuit breaker

SPEAKER HARNESSES

CF39784	1964-1964		SPEAKER WIRE, rear seat speaker
27025	1965-1969		SPEAKER WIRE, rear speaker
CA79256	1966-1969		SPEAKER GROUND WIRE, convertible rear speaker Note: When using a factory stereo setup, 2 of these wires are required
09315	1968-1969		SPEAKER HARNESS, rear deck stereo speakers

STARTER SOLENOID EXTENSION HARNESSES

04925	1960-1964		STARTER EXTENSION, except van and truck
22300	1961-1964		STARTER EXTENSION, van and truck
05660	1965-1965		STARTER EXTENSION, except van
22300	1965-1965		STARTER EXTENSION, van
05660	1966-1969		STARTER EXTENSION

STEERING COLUMN ADAPTER HARNESSES

37616	1960-1964		STEERING COLUMN ADAPTER HARNESS, for 1969-1976 GM column to stock dash Note: Adapts horn, directionals, hazard flasher to stock 6-way dash connector
38124	1960-1964		STEERING COLUMN ADAPTER HARNESS, for 1977 and later GM column to stock dash Note: Adapts horn, directionals, hazard flasher to stock 6-way dash connector
37618	1965-1966		STEERING COLUMN ADAPTER HARNESS, for 1969-1976 GM column to stock dash Note: Adapts horn, directionals, hazard flasher to stock 8-way dash connector
38125	1965-1966		STEERING COLUMN ADAPTER HARNESS, for 1977 and later GM column to stock dash Note: Adapts horn, directionals, hazard flasher to stock 8-way dash connector

TEMPERATURE SWITCH WIRING

04235	1962-1963		TEMP SWITCH RESISTOR EXT, Spyder, with turbo
18050	1962-1964		THERMO TEMP WIRE, Spyder, with turbo
18050	1965-1966		THERMO TEMP WIRE, Corsa, with turbo

TRUNK LIGHT EXTENSION HARNESSES

27005	1966-1966		TRUNK LIGHT EXTENSION WIRE, front hood, fusebox to hood lamp
CA70313	1967-1969		TRUNK LIGHT EXTENSION HARNESS, front hood, fusebox to hood lamp

WIPER HARNESSES

36113	1962-1962		WIPER MOTOR HARNESS, 2 speed wiper
20045	1963-1964		WIPER MOTOR HARNESS, 2 speed wiper
27000	1965-1966		WIPER MOTOR HARNESS, 2 speed wiper

2 - Battery Cables

BATTERY CABLES - NEGATIVE / GROUND

02900	1960-1960		BATTERY CABLE, neg., battery to bumper brace bolt
-------	-----------	--	---

PART #	YEARS	DATE CODE	DESCRIPTION
36238	1960-1960		BATTERY GROUND CABLE, neg., bumper brace bolt to coil mounting stud
03520	1961-1962		BATTERY GROUND STRAP, neg., except wagon & truck, (braided strap type)
03525	1961-1962		BATTERY GROUND STRAP, neg., wagon only, (braided strap type)
36236	1961-1964		BATTERY GROUND STRAP, neg., truck only, (braided strap type)
03520	1963-1964		BATTERY GROUND STRAP, neg., except truck, (braided strap type)
04850	1965-1965		BATTERY CABLE, neg., truck only
09130	1965-1965		BATTERY CABLE, neg., with H D battery, all except truck
09795	1965-1965		BATTERY CABLE, neg., with standard battery, all, except truck
09130	1966-1969		BATTERY CABLE, neg., with H D battery
09795	1966-1969		BATTERY CABLE, neg., with standard battery

BATTERY CABLES - POSITIVE

03145	1960-1960		BATTERY CABLE, pos., all
03570	1961-1961		BATTERY CABLE, pos., all, except truck
21320	1961-1963		BATTERY CABLE, pos., truck only
03970	1962-1962		BATTERY CABLE, pos., except wagon & truck
03975	1962-1962		BATTERY CABLE, pos., wagon only
04435	1963-1963		BATTERY CABLE, pos., all, except truck
04930	1964-1964		BATTERY CABLE, pos., all, except truck
21110	1964-1965		BATTERY CABLE, pos., truck only
05470	1965-1965		BATTERY CABLE, pos., all, except truck
05470	1966-1966		BATTERY CABLE, pos., all
09835	1967-1969		BATTERY CABLE, pos., all

4 - Switches & Parts

CIRCUIT BREAKERS

04849850	1962-1964		CIRCUIT BREAKER, 40 amp for p/top
04850166	1965-1969		CIRCUIT BREAKER, 30 amp for p/top

HEADLIGHT SWITCHES

01995096	1960-1963		HEADLIGHT SWITCH, all
----------	-----------	--	-----------------------

TURN SIGNAL SWITCHES

00910821US	1964-1964		TURN SIGNAL SWITCH, van, DELCO GUIDE TOOLING , (includes lead wiring)
05694262	1965-1966		TURN SIGNAL SWITCH, all with telescopic wheel, (includes lead wiring)
00910821US	1965-1966		TURN SIGNAL SWITCH, all without telescopic wheel, DELCO GUIDE TOOLING , (includes lead wiring)

WINDSHIELD WIPER SWITCHES

01993541	1960-1964		WIPER SWITCH, single speed with washer
01993584	1963-1965		WIPER SWITCH, 2 speed with washer
01993679	1965-1966		WIPER SWITCH, 2 speed with washer
01993680	1965-1966		WIPER SWITCH, single speed with washer
01993395	1967-1969		WIPER SWITCH

6 - Harness Repair

VARIOUS HARNESS REPAIR ITEMS

R0067108			HARNESS TAPE, 1.25" vinyl, (100 ft. roll), non-adhesive
PM485-007			HARNESS TAPE, black, 1.25" cloth adhesive, (100 ft. roll)
PM451-001			LOOM .133" I.D. asphalt, (sold by the foot)
34620			TEMPERATURE SENDER UNIT WIRE REPAIR KIT, single wire

PART #	YEARS	DATE CODE	DESCRIPTION
--------	-------	-----------	-------------

1 - Wiring Harnesses

AIR CONDITIONING ANTI-DIESELING SOLENOID EXT. HARNESSSES

01695	1968-1969		AIR CONDITIONING ANTI-DIESELING SOLENOID EXT. HARNESS, 427, manual trans.
01700	1969-1969		AIR CONDITIONING ANTI-DIESELING SOLENOID EXT. HARNESS, all, with 350 ci.
27550	1976-1976		AIR CONDITIONING IDLE STOP JUMPER

AIR CONDITIONING CONTROL PANEL LIGHT HARNESSSES

01675	1964-1967		AIR CONDITIONING AND HEATER CONTROL PANEL LIGHT HARNESS
27945	1977-1982		AIR CONDITIONING CONTROL PANEL LIGHT HARNESS

AIR CONDITIONING GROUND WIRES

CF21845	1963-1963		A/C COMPRESSOR GROUND WIRE
01645	1964-1974		A/C COMPRESSOR GROUND WIRE
12975	1975-1975		A/C COMPRESSOR GROUND WIRE
27605	1976-1979		A/C COMPRESSOR GROUND WIRE

AIR CONDITIONING HARNESSSES

*INFO_05	1963-1963		AIR CONDITIONING HARNESS, (see 1963 engine harness)
*INFO_06	1964-1964		AIR CONDITIONING HARNESS, (see 1964 engine harness)
*INFO_07	1965-1965		AIR CONDITIONING HARNESS, (see 1965 engine harness)
01005	1966-1966		AIR CONDITIONING HARNESS, (includes heater wiring)
01010	1967-1967		AIR CONDITIONING HARNESS, (includes heater wiring)
01015	1968-1968		AIR CONDITIONING HARNESS, (includes heater wiring)
01020	1969-1970		AIR CONDITIONING HARNESS, (includes heater wiring)
01030	1971-1971		AIR CONDITIONING HARNESS, (includes heater wiring)
01035	1972-1973		AIR CONDITIONING HARNESS, (includes heater wiring)
01045	1974-1974		AIR CONDITIONING HARNESS, (includes heater wiring)
01050	1975-1975		AIR CONDITIONING HARNESS, (includes heater wiring)
27540	1976-1976		AIR CONDITIONING HARNESS, (includes heater wiring)
27575	1977-1977		AIR CONDITIONING HARNESS, from 3/2/77 (includes heater wiring) Note: Used in cars with anti-theft switch mounted in door lock
27585	1977-1977		AIR CONDITIONING HARNESS, prior 3/2/77 (includes heater wiring) Note: Used in cars with anti-theft switch mounted in door lock
27755	1978-1978		AIR CONDITIONING HARNESS, (includes heater wiring)
28145	1979-1979		AIR CONDITIONING HARNESS, L48, without aux fan (includes heater wiring)
27750	1979-1979		AIR CONDITIONING HARNESS, L82, with aux fan (includes heater wiring)

ALARM SYSTEM HARNESSSES

01055	1968-1968		ALARM SYSTEM HARNESS
01060	1969-1969		ALARM SYSTEM HARNESS
01065	1970-1970		ALARM SYSTEM HARNESS
01070	1971-1973		ALARM SYSTEM HARNESS
27600	1977-1977		ALARM SYSTEM HARNESS, anti-theft control switch to dash , w/o power windows, second design, with anti-theft switch mounted in door lock
27935	1978-1978		ALARM SYSTEM HARNESS, anti-theft control switch to dash , w/o power windows, from 1/19/78, with courtesy lamp timer mounted to right of glove box
33070	1981-1981		ALARM SYSTEM HARNESS, dash harness connection to driver and passenger's door alarm harnesses

ALTERNATOR CONVERSION HARNESSSES

37918	1963-1965		ALTERNATOR RELOCATION HARNESS, from original passenger side location to driver's side
-------	-----------	--	---

ALTERNATOR CONVERSION KITS

37787	1963-1968		ALTERNATOR CONVERSION KIT, external regulator to internal "CS" alternator Note: This is a plug-in conversion that can be used with 1986 and later "CS" series alternators
27555	1963-1968		ALTERNATOR CONVERSION KIT, external regulator to internal "SI" alternator Note: This is a plug-in conversion that can be used with 1985 and earlier "SI" series alternators
37796	1969-1986		ALTERNATOR CONVERSION KIT, internal regulator "SI" series alternator to "CS130 or CS144" series alternator with PLIS type regulator Note: This is an easy plug-in conversion that can be used with 1986 and later series alternators, provides a 12 volt input to "F/I" terminal

PART #	YEARS	DATE CODE	DESCRIPTION
ASSEMBLY MANUALS			
36331	1956-1957		FACTORY ASSEMBLY MANUAL, containing detailed assembly and part information
36332	1958-1958		FACTORY ASSEMBLY MANUAL, containing detailed assembly and part information
36333	1959-1959		FACTORY ASSEMBLY MANUAL, containing detailed assembly and part information
36334	1960-1960		FACTORY ASSEMBLY MANUAL, containing detailed assembly and part information
36335	1961-1961		FACTORY ASSEMBLY MANUAL, containing detailed assembly and part information
36336	1962-1962		FACTORY ASSEMBLY MANUAL, containing detailed assembly and part information
36337	1963-1963		FACTORY ASSEMBLY MANUAL, containing detailed assembly and part information
36338	1964-1964		FACTORY ASSEMBLY MANUAL, containing detailed assembly and part information
36339	1965-1965		FACTORY ASSEMBLY MANUAL, containing detailed assembly and part information
36340	1966-1966		FACTORY ASSEMBLY MANUAL, containing detailed assembly and part information
36341	1967-1967		FACTORY ASSEMBLY MANUAL, containing detailed assembly and part information
36342	1968-1968		FACTORY ASSEMBLY MANUAL, containing detailed assembly and part information
36343	1969-1969		FACTORY ASSEMBLY MANUAL, containing detailed assembly and part information
36344	1970-1970		FACTORY ASSEMBLY MANUAL, containing detailed assembly and part information
36345	1971-1971		FACTORY ASSEMBLY MANUAL, containing detailed assembly and part information
36346	1972-1972		FACTORY ASSEMBLY MANUAL, containing detailed assembly and part information
36347	1973-1973		FACTORY ASSEMBLY MANUAL, containing detailed assembly and part information
36348	1974-1974		FACTORY ASSEMBLY MANUAL, containing detailed assembly and part information
36349	1975-1975		FACTORY ASSEMBLY MANUAL, containing detailed assembly and part information
36350	1976-1976		FACTORY ASSEMBLY MANUAL, containing detailed assembly and part information
36351	1977-1977		FACTORY ASSEMBLY MANUAL, containing detailed assembly and part information
36352	1978-1978		FACTORY ASSEMBLY MANUAL, containing detailed assembly and part information
36353	1979-1979		FACTORY ASSEMBLY MANUAL, containing detailed assembly and part information
36354	1980-1980		FACTORY ASSEMBLY MANUAL, containing detailed assembly and part information
36355	1981-1981		FACTORY ASSEMBLY MANUAL, containing detailed assembly and part information
36356	1982-1982		FACTORY ASSEMBLY MANUAL, containing detailed assembly and part information
BACKUP LIGHT HARNESSSES			
27940	1978-1978		BACKUP LIGHT SWITCH JUMPER HARNESS, manual trans, L48
BATTERY CHARGE CIRCUIT HARNESSSES			
28110	1980-1982		BATTERY CHARGE CIRCUIT HARNESS, separate harness from alternator to rear junction block Note: This harness must be used with FRONT LIGHT HARNESS #27660
CHOKE LEAD WIRES - FUEL INJECTION			
37870	1957-1957		FI ELECTRIC CHOKE LEAD REPAIR KIT, CHOKE WIRE, FUEL INJECTION ENRICHMENT, resistor and starter solenoid to FI choke power lead
36137	1958-1961		FI ELECTRIC CHOKE LEAD REPAIR KIT, CHOKE WIRE, FUEL INJECTION ENRICHMENT, resistor and starter solenoid to FI choke power lead Note: Includes resistor lead wire to choke cover connection, choke cover lead & ground wires
40090	1959-1959		FI ELECTRIC CHOKE LEAD REPAIR KIT, CHOKE WIRE, FUEL INJECTION ENRICHMENT, resistor and starter solenoid to FI choke power lead, all with factory reworked 1957 unit #'s 07017300 and 07017300R
36138	1962-1962		FI ELECTRIC CHOKE LEAD REPAIR KIT, CHOKE WIRE, FUEL INJECTION ENRICHMENT, resistor and starter solenoid to FI choke power lead Note: Includes resistor lead wire to choke cover connection, choke cover lead & ground wires
01090	1964-1965		FI ELECTRIC CHOKE LEAD REPAIR KIT, CHOKE WIRE, FUEL INJECTION ENRICHMENT, resistor and starter solenoid to FI choke power lead
CIGARETTE LIGHTER HARNESSSES			
36055	1953-1954		CIGARETTE LIGHTER LAMP WIRE, with shield
06285	1955-1962		CIGARETTE LIGHTER LAMP WIRE, with shield
510499	1955-1966		CIGARETTE LIGHTER JUMPER HARNESS, fused
CIGARETTE LIGHTER POWER FEED			
40064	1953-1954		CIGARETTE LIGHTER POWER FEED, Ammeter to lighter assembly
CLOCK HARNESSSES			
CE64075	1958-1961		CLOCK HARNESS, instrument panel clock

PART #	YEARS	DATE CODE	DESCRIPTION
COIL WIRES			
37830	1953-1955		COIL WIRE, distributor to coil lead wire, all 6 cyl.
36056	1955-1955		COIL WIRE, mallory condenser to coil, all with braided shielding, V8 with distributor # 01110855
37827	1956-1970		COIL WIRE, distributor to coil lead wire
01100	1958-1962		COIL WIRE, resistor to coil
36057	1971-1974		COIL WIRE, distributor to coil lead wire
COURTESY LIGHT HARNESSSES			
01110	1956-1957		COURTESY LAMP EXTENSION WIRES, (includes all 4 required wires)
36061	1958-1962		COURTESY LAMP HARNESS
01115	1968-1968		COURTESY LAMP, rear compartment, convertible
01117	1968-1968		COURTESY LAMP, rear compartment, coupe
36066	1977-1977		COURTESY LAMP TIMER HARNESS
27055	1978-1978		COURTESY LAMP TIMER HARNESS, with delay dome light, from 1/19/78, with courtesy lamp timer mounted to right of glove box
27085	1978-1978		COURTESY LAMP TIMER HARNESS, with delay dome light, prior to 1/19/78, with courtesy lamp timer mounted to left of steering column
COWL INDUCTION HARNESSSES			
01685	1973-1975		COWL INDUCTION HOOD SCOOP AIR DOOR HARNESS
CRUISE CONTROL HARNESSSES			
27825	1977-1978		CRUISE CONTROL HARNESS
27800	1977-1982		CRUISE CONTROL UNIT GROUND WIRE
28080	1979-1979		CRUISE CONTROL HARNESS
28170	1980-1980		CRUISE CONTROL HARNESS
31840	1981-1982		CRUISE CONTROL HARNESS
DASH / INSTRUMENT PANEL HARNESSSES			
32130	1953-1955		DASH AND FRONT LIGHT HARNESS ASSEMBLY, 6 cyl., 6 volt system
32075	1955-1955		DASH AND FRONT LIGHT HARNESS ASSEMBLY, V8, 12 volt system
01120	1956-1957		DASH AND FRONT LIGHT HARNESS ASSEMBLY
01145	1958-1961		DASH AND FRONT LIGHT HARNESS ASSEMBLY
01160	1962-1962		DASH AND FRONT LIGHT HARNESS ASSEMBLY
01170	1963-1963		DASH HARNESS, with backup lights
01165	1963-1963		DASH HARNESS, without backup lights
01180	1964-1964		DASH HARNESS, with backup lights
01175	1964-1964		DASH HARNESS, without backup lights
35882	1965-1965		DASH HARNESS, with backup lights, early production Note: Black with light green striped wire used for high beam wires in dimmer switch
01190	1965-1965		DASH HARNESS, with backup lights, late production Note: Solid color light green wire used for high beam wires in dimmer switch
35881	1965-1965		DASH HARNESS, without backup lights, early production Note: Black with light green striped wire used for high beam wires in dimmer switch
01185	1965-1965		DASH HARNESS, without backup lights, late production Note: Solid color light green wire used for high beam wires in dimmer switch
01190	1966-1966		DASH HARNESS, with backup lights
01200	1967-1967		DASH HARNESS, all
01205	1968-1968		DASH HARNESS, all
01215	1969-1969		DASH HARNESS, all, with A/C
01210	1969-1969		DASH HARNESS, all, without A/C
01225	1970-1970		DASH HARNESS, all, with A/C
01220	1970-1970		DASH HARNESS, all, without A/C
01235	1971-1971		DASH HARNESS, all, with A/C
01230	1971-1971		DASH HARNESS, all, without A/C
01245	1972-1972		DASH HARNESS, all, with A/C and seat belt warning buzzer
35960	1972-1972		DASH HARNESS, all, with A/C, without seat belt warning buzzer

PART #	YEARS	DATE CODE	DESCRIPTION
01240	1972-1972		DASH HARNESS, all, without A/C, with seat belt warning buzzer
35959	1972-1972		DASH HARNESS, all, without A/C, without seat belt warning buzzer
01255	1973-1973		DASH HARNESS, all, with A/C
01250	1973-1973		DASH HARNESS, all, without A/C
01265	1974-1974		DASH HARNESS, all, with A/C
01260	1974-1974		DASH HARNESS, all, without A/C
16615	1975-1975		DASH HARNESS, auto trans., with seatbelt ignition interlock relay
01270	1975-1975		DASH HARNESS, auto. trans., second design w/o seatbelt ignition interlock relay
01275	1975-1975		DASH HARNESS, manual trans., second design, w/o seatbelt ignition interlock relay
16620	1975-1975		DASH HARNESS, manual trans., with seatbelt ignition interlock relay
17130	1976-1976		DASH HARNESS, auto. trans.
17135	1976-1976		DASH HARNESS, manual trans.
33610	1977-1977		DASH HARNESS, auto. trans., first design, with anti-theft switch mounted in fender
27170	1977-1977		DASH HARNESS, auto. trans., second design, with anti-theft switch mounted in door lock
36116	1977-1977		DASH HARNESS, manual trans., first design, with anti-theft switch mounted in fender
27170	1977-1977		DASH HARNESS, manual trans., second design, with anti-theft switch mounted in door lock Note: Requires use of neutral safety switch and backup light extension # 27795
27150	1978-1978		DASH HARNESS, first design, with courtesy lamp timer mounted to left of steering col.
27160	1978-1978		DASH HARNESS, second design, with courtesy lamp timer mounted to right of glove box
27155	1979-1979		DASH HARNESS (except power windows, door locks, dome light delay and pulse wipers)
27630	1979-1979		DASH HARNESS, (with power windows, door locks, dome light delay and pulse wipers)
28070	1979-1979		DASH HARNESS, pulse wiper override jumper Note: Used with 27630 & 28065 to bypass pulse wiper controller
28065	1979-1979		DASH HARNESS, pulse wiper override jumper Note: Used with 27630 & 28070 to bypass pulse wiper controller
27745	1980-1980		DASH HARNESS, auto. trans.
27670	1980-1980		DASH HARNESS, manual trans.
			DASH HARNESS ACCESSORY WIRES
37790	1953-1955		DASH HARNESS TURN SIGNAL FLASHER POWER LEAD WIRE, all 6 volt Note: This wire connects from the fuel gauge to an in-line fuse connector in the dash harness
			ENGINE / STARTER HARNESSES
30995	1953-1955		ENGINE HARNESS, 6 cyl., 6 volt system
30990	1955-1955		ENGINE HARNESS, V8, auto. trans., 12 volt system
36014	1955-1955		ENGINE HARNESS, V8, manual trans., 12 volt system
31805	1956-1956		ENGINE HARNESS, with auto. trans.
31810	1956-1956		ENGINE HARNESS, with manual trans.
01280	1957-1957		ENGINE HARNESS, with auto. trans.
01300	1957-1957		ENGINE HARNESS, with auto. trans. and fuel injection
02655	1957-1957		ENGINE HARNESS, with auto. trans., without fuel injection Note: Early production pre-March cars only
01285	1957-1957		ENGINE HARNESS, with manual trans.
01290	1957-1957		ENGINE HARNESS, with manual trans., and fuel injection
02650	1957-1957		ENGINE HARNESS, with manual trans., without fuel injection Note: Early production pre-March cars only
01330	1958-1961		ENGINE HARNESS, with auto. trans.
01325	1958-1962		ENGINE HARNESS, with manual trans.
01370	1962-1962		ENGINE HARNESS, with auto. trans.
01380	1963-1963		ENGINE HARNESS, with A/C
01375	1963-1963		ENGINE HARNESS, without A/C
35883	1964-1964		ENGINE HARNESS, with A/C
35884	1964-1964		ENGINE HARNESS, without A/C
35885	1965-1965		ENGINE HARNESS, all 396 c.i., early production Note: Black with pink striped wire was used on coil positive ignition lead wires

PART #	YEARS	DATE CODE	DESCRIPTION
01405	1965-1965		ENGINE HARNESS, all 396 c.i., factory service harness Note: All original factory 396 c.i. cars were equipped with the K-66 T.I. ignition. This service replacement harness can be used with point ignition distributors or modified according to the factory transistor ignition K-66 modification instructions as outlined in the factory assembly manual for original equipment transistor ignition.
37105	1965-1965		ENGINE HARNESS, all 396 c.i., original production, with transistor ignition Note: All original factory 396 c.i. cars were equipped with the K-66 T.I. ignition. Solid pink wire was used on coil positive ignition lead wires
35883	1965-1965		ENGINE HARNESS, with A/C, early production Note: Black with pink striped wire was used on coil positive ignition lead wires
01390	1965-1965		ENGINE HARNESS, with A/C, late production Note: Solid pink wire was used on coil positive ignition lead wires
35884	1965-1965		ENGINE HARNESS, without A/C, early production Note: Black with pink striped wire was used on coil positive ignition lead wires
01385	1965-1965		ENGINE HARNESS, without A/C, late production Note: Solid pink wire was used on coil positive ignition lead wires
01410	1966-1966		ENGINE AND FRONT LIGHT HARNESS, (one piece assembly)
01415	1967-1967		ENGINE AND FRONT LIGHT HARNESS, (one piece assembly)
01420	1968-1968		ENGINE HARNESS, all
01425	1969-1969		ENGINE HARNESS, all
01435	1970-1970		ENGINE HARNESS, auto. trans.
01430	1970-1970		ENGINE HARNESS, manual trans.
01445	1971-1971		ENGINE HARNESS, auto. trans.
01440	1971-1971		ENGINE HARNESS, manual trans.
01465	1972-1972		ENGINE HARNESS, auto. trans., all big block
01455	1972-1972		ENGINE HARNESS, auto. trans., all small block
01460	1972-1972		ENGINE HARNESS, manual trans., all big block
01450	1972-1972		ENGINE HARNESS, manual trans., all small block
01485	1973-1973		ENGINE HARNESS, auto. trans., all big block
01475	1973-1973		ENGINE HARNESS, auto. trans., all small block
01480	1973-1973		ENGINE HARNESS, manual trans., all big block
01470	1973-1973		ENGINE HARNESS, manual trans., all small block
01505	1974-1974		ENGINE HARNESS, auto. trans., all big block
01495	1974-1974		ENGINE HARNESS, auto. trans., all small block
01500	1974-1974		ENGINE HARNESS, manual trans., all big block
01490	1974-1974		ENGINE HARNESS, manual trans., all small block
01515	1975-1975		ENGINE HARNESS, auto. trans., from 2/24/75, without seatbelt ign. interlock switch Note: Used with (02075) starter solenoid extension wire
20065	1975-1975		ENGINE HARNESS, auto. trans., prior to 2/24/75, with seatbelt ign. interlock switch Note: Used with (02075) starter solenoid extension wire
01510	1975-1975		ENGINE HARNESS, manual trans., from 2/24/75, without seatbelt ign. interlock switch Note: Used with (02075) starter solenoid extension wire
20030	1975-1975		ENGINE HARNESS, manual trans., prior to 2/24/75, with seatbelt ign. interlock switch Note: Used with (02075) starter solenoid extension wire
18930	1976-1976		ENGINE HARNESS, auto. trans. Note: Used with (02075) starter solenoid extension wire
18920	1976-1976		ENGINE HARNESS, manual trans. Note: Used with (02075) starter solenoid extension wire
27590	1977-1977		ENGINE HARNESS, all, from 3/2/77, with anti-theft switch mounted in door lock
31160	1977-1977		ENGINE HARNESS, auto. trans., prior to 3/2/77, with anti-theft switch mounted in fender Note: Used with (02075) starter solenoid extension wire
27065	1977-1977		ENGINE HARNESS, manual trans., prior to 3/2/77, with anti-theft switch mounted in fender Note: Used with (02075) starter solenoid extension wire
27080	1978-1978		ENGINE HARNESS, all
27040	1979-1979		ENGINE HARNESS, all
27760	1980-1980		ENGINE HARNESS, auto. trans., THM350 (non torque converter locking trans.)
27675	1980-1980		ENGINE HARNESS, auto. trans., THM350C (MV4 computer controlled torque converter lockup trans.)
27760	1980-1980		ENGINE HARNESS, manual trans.

PART #	YEARS	DATE CODE	DESCRIPTION
27035	1980-1981		ENGINE HARNESS, oil pressure sender jumper wire
34445	1981-1981		ENGINE HARNESS, auto. trans., THM350C (MV4 computer controlled option)
32800	1981-1981		ENGINE HARNESS, manual trans. (M18)
32805	1982-1982		ENGINE HARNESS, auto. trans., (MD8 computer controlled option)
FAN HARNESSES			
32775	1979-1980		FAN HARNESS EXTENSION, for auxiliary cooling fan, L82 engine
32775	1981-1981		FAN HARNESS EXTENSION, for auxiliary cooling fan
32770	1982-1982		FAN HARNESS EXTENSION, for auxiliary cooling fan
FRONT LIGHT HARNESSES			
*INFO_08	1956-1956		FRONT LIGHT HARNESS, (see 1956 dash and front light harness)
*INFO_09	1957-1957		FRONT LIGHT HARNESS, (see 1957 dash and front light harness)
*INFO_10	1958-1958		FRONT LIGHT HARNESS, (see 1958 dash and front light harness)
*INFO_11	1959-1959		FRONT LIGHT HARNESS, (see 1959 dash and front light harness)
*INFO_12	1960-1960		FRONT LIGHT HARNESS, (see 1960 dash and front light harness)
*INFO_13	1961-1961		FRONT LIGHT HARNESS, (see 1961 dash and front light harness)
*INFO_14	1962-1962		FRONT LIGHT HARNESS, (see 1962 dash and front light harness)
01555	1963-1963		FRONT LIGHT HARNESS
35886	1964-1964		FRONT LIGHT HARNESS
35886	1965-1965		FRONT LIGHT HARNESS, early production Note: Black with light green striped wire was used for high beam circuit
01560	1965-1965		FRONT LIGHT HARNESS, late production Note: Solid light green wire was used for high beam circuit
*INFO_15	1966-1966		FRONT LIGHT HARNESS, (see 1966 engine harness)
*INFO_16	1967-1967		FRONT LIGHT HARNESS, (see 1967 engine harness)
01580	1968-1968		FRONT LIGHT HARNESS, complete with fiber optic monitoring sub system
01585	1969-1969		FRONT LIGHT HARNESS, complete with fiber optic monitoring sub system
01590	1970-1970		FRONT LIGHT HARNESS, complete with fiber optic monitoring sub system
01595	1971-1971		FRONT LIGHT HARNESS, complete with fiber optic monitoring sub system
01600	1972-1972		FRONT LIGHT HARNESS
01605	1973-1973		FRONT LIGHT HARNESS
01610	1974-1974		FRONT LIGHT HARNESS
01615	1975-1975		FRONT LIGHT HARNESS
17125	1976-1976		FRONT LIGHT HARNESS
27125	1977-1977		FRONT LIGHT HARNESS, from 3/2/77, with anti-theft switch mounted in door lock
27130	1977-1977		FRONT LIGHT HARNESS, prior to 3/2/77, with anti-theft switch mounted in front fender
38245	1978-1978		FRONT LIGHT HARNESS
27135	1979-1979		FRONT LIGHT HARNESS
27685	1980-1980		FRONT LIGHT HARNESS, with alternator power wire in front light harness
27660	1980-1980		FRONT LIGHT HARNESS, with separate alternator power output harness Note: Requires use of SUPPLEMENTAL BATTERY CHARGE CIRCUIT HARNESS #28110
32790	1981-1981		FRONT LIGHT HARNESS, with alternator power wire in front light harness
32785	1981-1981		FRONT LIGHT HARNESS, with separate alternator power output harness Note: Requires use of SUPPLEMENTAL BATTERY CHARGE CIRCUIT HARNESS #28110
32815	1982-1982		FRONT LIGHT HARNESS, with alternator power wire in front light harness
32795	1982-1982		FRONT LIGHT HARNESS, with separate alternator power output harness Note: Requires use of SUPPLEMENTAL BATTERY CHARGE CIRCUIT HARNESS #28110
FRONT PARKING LIGHT HARNESSES			
37828	1958-1962		FRONT PARKING LIGHT EXTENSION HARNESS, (set of 2), includes grommets, tubing and sockets
40059	1963-1966		FRONT PARKING LIGHT EXTENSION HARNESS, (set of 2), includes sockets, wires, boot and tube assy's., and correct molded ends to mate with F/L harness
40060	1967-1967		FRONT PARKING LIGHT EXTENSION HARNESS, (set of 2), includes sockets, wires, boot and tube assy's., and correct molded ends to mate with F/L harness
40061	1968-1969		FRONT PARKING LIGHT EXTENSION HARNESS, (set of 2), includes sockets, wires, boot and tube assy's., and correct molded ends to mate with F/L harness

PART #	YEARS	DATE CODE	DESCRIPTION
01620	1970-1976		FRONT PARKING LIGHT EXTENSION HARNESS, (set of 2)
27910	1977-1977		FRONT PARKING LIGHT EXTENSION HARNESS, (set of 2), from 3/2/77 Note: Plugs into front light harness with plastic connector
01620	1977-1977		FRONT PARKING LIGHT EXTENSION HARNESS, (set of 2), prior to 3/2/77 Note: Plugs into front light harness with round rubber mold-on connector
27910	1978-1978		FRONT PARKING LIGHT EXTENSION HARNESS, (set of 2)
28030	1979-1979		FRONT PARKING LIGHT EXTENSION HARNESS, (set of 2)
FUEL INJECTION REPAIR HARNESSES			
37870	1957-1957		FI ELECTRIC CHOKE LEAD REPAIR KIT, CHOKE WIRE, FUEL INJECTION ENRICHMENT, resistor and starter solenoid to FI choke power lead
36137	1958-1961		FI ELECTRIC CHOKE LEAD REPAIR KIT, CHOKE WIRE, FUEL INJECTION ENRICHMENT, resistor and starter solenoid to FI choke power lead Note: Includes resistor lead wire to choke cover connection, choke cover lead & ground wires
40090	1959-1959		FI ELECTRIC CHOKE LEAD REPAIR KIT, CHOKE WIRE, FUEL INJECTION ENRICHMENT, resistor and starter solenoid to FI choke power lead, all with factory reworked 1957 unit #'s 07017300 and 07017300R
36138	1962-1962		FI ELECTRIC CHOKE LEAD REPAIR KIT, CHOKE WIRE, FUEL INJECTION ENRICHMENT, resistor and starter solenoid to FI choke power lead Note: Includes resistor lead wire to choke cover connection, choke cover lead & ground wires
01090	1964-1965		FI ELECTRIC CHOKE LEAD REPAIR KIT, CHOKE WIRE, FUEL INJECTION ENRICHMENT, resistor and starter solenoid to FI choke power lead
FUEL TANK SENDER HARNESSES			
01625	1963-1963		FUEL TANK SENDER HARNESS, with 36 gallon gas tank
01630	1964-1964		FUEL TANK SENDER HARNESS, with 36 gallon gas tank
35888	1965-1965		FUEL TANK SENDER HARNESS, with 36 gallon gas tank Note: Harness used 3 wire rpicord, black, tan and black with pink stripe
01635	1966-1967		FUEL TANK SENDER HARNESS, with 36 gallon gas tank Note: Harness is wrapped in tape over solid color wire
27715	1975-1976		FUEL TANK HARNESS, from rear boby harness to fuel tank sender unit
FUSE BLOCK REPAIR KITS			
37871	1958-1962		FUSE BLOCK REPAIR KIT, all, with new fuse block, buss bars, and fuse clips Note: This is a non returnable item
37872	1963-1963		FUSE BLOCK REPAIR KIT, all, with new fuse block, buss bars, and fuse clips Note: This is a non returnable item
37873	1964-1966		FUSE BLOCK REPAIR KIT, all, with new fuse block, buss bars, and fuse clips Note: This is a non returnable item
37874	1967-1967		FUSE BLOCK REPAIR KIT, all, with new fuse block, buss bars, and fuse clips Note: This is a non returnable item
GLOVE BOX LIGHT ASSEMBLIES			
36088	1963-1963		GLOVE BOX LIGHT AND SWITCH ASSEMBLY, with bulb and terminal, first design, without metal reflector over bulb
36135	1963-1967		GLOVE BOX LIGHT AND SWITCH ASSEMBLY, with bulb and terminal, second design, without metal reflector over bulb
CF20117	1968-1976		GLOVE BOX LIGHT AND SWITCH ASSEMBLY, complete with bulb
CF20117	1977-1977		GLOVE BOX LIGHT AND SWITCH ASSEMBLY, complete with bulb, first design, without dome light
36136	1978-1982		GLOVE BOX LIGHT AND SWITCH ASSEMBLY, with bulb and terminals
GROUND STRAP KITS			
32600	1955-1955		GROUND STRAP KIT, complete
32600	1956-1960		GROUND STRAP KIT, complete, (except power top) Note: Cars with power top require power top ground strap (part number 22920)
38191	1961-1962		GROUND STRAP KIT, complete, (except power top) Note: Cars with power top require power top ground strap (part number 22920)
32610	1963-1963		GROUND STRAP KIT, standard exhaust
32625	1963-1967		GROUND STRAP KIT, side exhaust
32620	1964-1967		GROUND STRAP KIT, standard exhaust
33985	1968-1970		GROUND STRAP KIT, side exhaust
33990	1968-1970		GROUND STRAP KIT, standard exhaust
33985	1971-1972		GROUND STRAP KIT, all
34000	1973-1974		GROUND STRAP KIT, all

PART #	YEARS	DATE CODE	DESCRIPTION
33995	1975-1977		GROUND STRAP KIT, all
36102	1978-1978		GROUND STRAP KIT, all with power antenna
36103	1978-1980		GROUND STRAP KIT, all with standard antenna
36104	1979-1980		GROUND STRAP KIT, all with power antenna
36078	1981-1982		GROUND STRAP KIT, all with power antenna
36087	1981-1982		GROUND STRAP KIT, all with standard antenna
GROUND STRAPS			
22920	1956-1962		GROUND STRAP, power top
27930	1978-1978		GROUND STRAP, power antenna
38252	1978-1982		GROUND STRAP, spark plug wire mounting bracket to intake manifold bolt
33240	1981-1982		GROUND STRAP, door sill
GROUND WIRES			
37825	1953-1954		GROUND WIRE, cigarette lighter
01650	1955-1957		GROUND WIRE, cigarette lighter
22335	1955-1962		GROUND WIRE, wiper motor
36069	1958-1962		GROUND WIRE, radio to valve cover
01655	1964-1965		GROUND WIRE, voltage regulator, all small block without transistorized ignition
01660	1965-1965		GROUND WIRE, voltage regulator, all small block with transistorized ignition and transistorized voltage regulator
20385	1966-1967		GROUND WIRE, horn to radiator support, (used on A/C cars only)
36210	1977-1980		GROUND WIRE, under hood lamp
HEADLIGHT CONNECTION HARNESSSES			
36074	1953-1955		HEADLIGHT BUCKET HARNESS EXTENSION, (set of 2), 6 cyl., 6 volt system
01663	1955-1957		HEADLIGHT BUCKET HARNESS EXTENSION, (set of 2), V8, 12 volt system
01664	1958-1962		HEADLIGHT BUCKET HARNESS EXTENSION, (set of 2)
01665	1963-1963		HEADLIGHT BUCKET HARNESS EXTENSION, (set of 2), for fiberglass headlight buckets
35889	1963-1963		HEADLIGHT BUCKET HARNESS EXTENSION, (set of 2), for metal headlight buckets
35889	1964-1964		HEADLIGHT BUCKET HARNESS EXTENSION, (set of 2)
35889	1965-1965		HEADLIGHT BUCKET HARNESS EXTENSION, (set of 2), early production Note: Black with light green striped wire was used for high beam circuit
01670	1965-1965		HEADLIGHT BUCKET HARNESS EXTENSION, (set of 2), late production Note: Solid light green wire was used for high beam circuit
01670	1966-1967		HEADLIGHT BUCKET HARNESS EXTENSION, (set of 2)
HEATER AND AIR CONDITIONING CONTROL PANEL LIGHT HARNESSSES			
01675	1964-1967		HEATER AND AIR CONDITIONING CONTROL PANEL LIGHT HARNESS
27945	1977-1982		HEATER AND AIR CONDITIONING CONTROL PANEL LIGHT HARNESS
HEATER HARNESSSES			
36211	1953-1954		HEATER AND HEATER SWITCH WIRING KIT, heater switch to fuse panel, blower motor extension, and ground
23285	1955-1957		HEATER AND HEATER SWITCH WIRING KIT, heater switch to fuse panel, blower motor extension, and ground
40062	1958-1958		HEATER BLOWER MOTOR GROUND WIRE
40063	1959-1962		HEATER BLOWER MOTOR GROUND WIRE
01680	1975-1975		HEATER CONTROL HARNESS, without A/C
27545	1976-1976		HEATER CONTROL HARNESS, without A/C
27645	1977-1977		HEATER CONTROL HARNESS, without A/C, from 4/28/77, covered in plastic conduit Note: Used in cars with anti-theft switch mounted in door lock
27050	1977-1977		HEATER CONTROL HARNESS, without A/C, prior to 4/28/77, covered in vinyl tape Note: Used in cars with anti-theft switch mounted in front fender
27090	1978-1979		HEATER CONTROL HARNESS, without A/C
HORN WIRE HARNESSSES			
36076	1953-1962		HORN WIRE, all (located in steering column) Note: This wire must be soldered onto an existing horn contact ring
01690	1974-1975		HORN WIRE EXTENSION, dual horns
33235	1982-1982		HORN TO FRONT LIGHT HARNESS JUMPER, with integral capacitor
LAMP AND LIGHT ASSEMBLIES			

PART #	YEARS	DATE CODE	DESCRIPTION
01105	1971-1975		LAMP WIRE, console auto. trans. shift plate indicator
LICENSE PLATE LIGHT HARNESSES			
37791	1953-1955		LICENSE PLATE LAMP LEAD WIRES, all 6 volt Note: Must use original lamp sockets
37792	1955-1955		LICENSE PLATE LAMP LEAD WIRES, all 12 volt Note: Must use original lamp sockets
36212	1956-1957		LICENSE PLATE LIGHT ASSEMBLY, (set of 2)
01707	1958-1960		LICENSE PLATE LIGHT ASSEMBLY, (set of 2)
MAP LIGHT HARNESSES			
27815	1973-1976		MAP LIGHT, rear view mirror
NEUTRAL SAFETY SWITCH HARNESSES			
36077	1953-1954		NEUTRAL SAFETY SWITCH EXTENSION, trans. mounted switch to starter motor relay
01715	1955-1961		NEUTRAL SAFETY SWITCH EXTENSION, trans. mounted switch to starter motor relay
01710	1969-1976		NEUTRAL SAFETY SWITCH EXTENSION, manual trans.
27795	1977-1977		NEUTRAL SAFETY SWITCH AND BACKUP LIGHT EXTENSION, manual trans., with anti-theft switch mounted in door
01710	1977-1977		NEUTRAL SAFETY SWITCH EXTENSION, manual trans., with anti-theft switch mounted in fender
27925	1978-1978		NEUTRAL SAFETY SWITCH AND BACKUP LIGHT EXTENSION, manual trans.
28050	1979-1979		NEUTRAL SAFETY SWITCH EXTENSION, manual trans.
28135	1980-1981		NEUTRAL SAFETY SWITCH EXTENSION, manual trans.
PARKING BRAKE LIGHT HARNESSES			
36065	1953-1954		PARKING BRAKE FLASHER LEADS, flasher and fuse panel to lamp assembly
36083	1955-1957		PARKING BRAKE FLASHER LEADS, flasher and fuse panel to lamp assembly
01720	1958-1960		PARKING BRAKE WARNING HARNESS, flasher to switch and fuse panel
01730	1958-1960		PARKING BRAKE WARNING LAMP ASSEMBLY, dash panel to flasher
01725	1961-1962		PARKING BRAKE WARNING HARNESS, with dash panel lamp socket
POWER ANTENNA HARNESSES			
37815	1965-1966		POWER ANTENNA SWITCH TO DASH REPAIR HARNESS, all, attaches directly to switch assembly Note: This harness is used to repair lead wires from original power antenna switch
27915	1978-1978		POWER ANTENNA HARNESS, radio to power antenna relay, from 5/19/78 with courtesy lamp timer mounted to right of glove box
33140	1978-1978		POWER ANTENNA HARNESS, radio to power antenna relay, prior to 5/19/78 with courtesy lamp timer mounted to left of steering column
33145	1979-1979		POWER ANTENNA HARNESS, power antenna relay to antenna
28020	1979-1979		POWER ANTENNA HARNESS, radio to power antenna relay
28130	1980-1982		POWER ANTENNA HARNESS, power antenna relay to antenna
28165	1980-1982		POWER ANTENNA HARNESS, radio to power antenna relay
POWER DOOR LOCK HARNESSES			
36100	1978-1978		POWER DOOR LOCK HARNESS, dash crossover to left and right door harnesses, first design Note: Used on cars with courtesy lamp timer mounted to left of steering column
27920	1978-1978		POWER DOOR LOCK HARNESS, dash crossover to left and right door harnesses, second design Note: Used on cars with courtesy lamp timer mounted to right of glove box
27995	1978-1978		POWER DOOR LOCK HARNESS, left side (driver) door harness
27905	1978-1978		POWER DOOR LOCK HARNESS, right side (passenger) door harness
27240	1978-1982		POWER DOOR LOCK HARNESS PIGTAIL JUMPER, left side
27245	1978-1982		POWER DOOR LOCK HARNESS PIGTAIL JUMPER, right side
36079	1981-1981		ANTI THEFT DOOR LOCK JUMPER, all with power windows and power door locks
36081	1981-1981		ANTI THEFT DOOR LOCK JUMPER, all without power door locks
33065	1982-1982		ANTI THEFT DOOR LOCK JUMPER, all with power windows and power door locks
33255	1982-1982		ANTI THEFT DOOR LOCK JUMPER, all without power door locks
POWER SEAT HARNESSES			
36080	1981-1981		POWER SEAT JUMPER WIRE, power supply feed wire
33250	1982-1982		POWER SEAT JUMPER WIRE, power supply feed wire
POWER TOP HARNESSES			

PART #	YEARS	DATE CODE	DESCRIPTION
36096	1956-1956		POWER TOP HARNESS, main
36097	1956-1956		POWER TOP LIMIT SWITCH HARNESS, for cover limit switch
36098	1956-1956		POWER TOP LIMIT SWITCH HARNESS, for top limit switch
01755	1956-1962		POWER TOP MAIN FEED WIRE
01735	1957-1957		POWER TOP HARNESS, main
01745	1957-1962		POWER TOP LIMIT SWITCH HARNESS, for cover limit switch
01750	1957-1962		POWER TOP LIMIT SWITCH HARNESS, for top limit switch
01740	1958-1962		POWER TOP HARNESS, main
POWER WINDOW HARNESSES			
01760	1956-1957		POWER WINDOW HARNESS, complete
40066	1956-1957		POWER WINDOW MOTOR ADAPTER HARNESS, adapts individual "59 series" connections at motor to side by side blade type motor connector
01765	1958-1958		POWER WINDOW HARNESS, complete
36954	1958-1975		POWER WINDOW MOTOR ADAPTER HARNESS, adapts "T" shaped motor connector to side by side blade type motor connector
01770	1959-1962		POWER WINDOW HARNESS, complete
01775	1963-1963		POWER WINDOW HARNESS, complete
35890	1964-1964		POWER WINDOW HARNESS, complete
35890	1965-1965		POWER WINDOW HARNESS, complete, early production Note: Striped wire was used for the window switches down cycle circuits
01780	1965-1966		POWER WINDOW HARNESS, complete Note: Solid color wire was used for the window switches down cycle circuits
01780	1965-1966		POWER WINDOW HARNESS, complete, late production Note: Solid color wire was used for the window switches down cycle circuits
18280	1967-1967		POWER WINDOW HARNESS, complete
01785	1968-1968		POWER WINDOW HARNESS, complete
12004902	1968-1980		POWER WINDOW DOOR BOOT, (2 required per car)
36048	1968-1982		POWER WINDOW SWITCH PIGTAIL WIRES, for single power window switch connector
01790	1969-1969		POWER WINDOW HARNESS, complete
01795	1970-1971		POWER WINDOW HARNESS, complete
01800	1972-1974		POWER WINDOW HARNESS, complete
01805	1975-1975		POWER WINDOW HARNESS, complete
01805	1976-1976		POWER WINDOW HARNESS, first design, with "T" shaped motor connector
27270	1976-1976		POWER WINDOW HARNESS, second design, with side by side motor connector
27045	1977-1977		POWER WINDOW HARNESS, w/o anti-theft switch wiring Note: Used in cars with anti-theft switch mounted in front fender
27595	1977-1977		POWER WINDOW HARNESS, with anti-theft switch wiring Note: Used in cars with anti-theft switch mounted in door lock
27595	1978-1978		POWER WINDOW HARNESS, with anti-theft switch wiring, first design Note: For use with courtesy lamp timer mounted to left of steering column
27110	1978-1978		POWER WINDOW HARNESS, with anti-theft switch wiring, second design Note: For use with courtesy lamp timer mounted to right of glove box
27105	1979-1979		POWER WINDOW AND DOOR LOCK HARNESS, left side (driver)
27100	1979-1979		POWER WINDOW AND DOOR LOCK HARNESS, right side (passenger)
27030	1979-1980		POWER WINDOW HARNESS, left side (driver), without power door locks
28040	1979-1980		POWER WINDOW HARNESS, right side (passenger), without power door locks
28090	1980-1982		POWER WINDOW AND DOOR LOCK HARNESS, left side (driver)
28120	1980-1982		POWER WINDOW AND DOOR LOCK HARNESS, right side (passenger)
12004902	1981-1981		POWER WINDOW DOOR BOOT, early round type (2 required per car)
33400	1981-1982		POWER WINDOW HARNESS, left side (driver), w/o power door locks
33075	1981-1982		POWER WINDOW HARNESS, right side (passenger), w/o power door locks
RADIO HARNESSES			
36082	1953-1954		RADIO POWER LEADS, all
36084	1955-1957		RADIO POWER LEADS, all
40065	1981-1982		BATTERY POWER LEAD FOR ETR RADIO, all with digital read out radio

PART #	YEARS	DATE CODE	DESCRIPTION
REAR BODY HARNESSES			
31860	1953-1955		REAR BODY HARNESS, 6 cyl., 6 volt system
31845	1955-1955		REAR BODY HARNESS, V8, 12 volt system
01810	1956-1957		REAR BODY HARNESS
01815	1958-1960		REAR BODY HARNESS
01820	1961-1962		REAR BODY HARNESS
01825	1963-1963		REAR BODY HARNESS, all, w/o backup lights
01830	1963-1963		REAR BODY HARNESS, all, with backup lights
01840	1964-1964		REAR BODY HARNESS, convertible, w/o backup lights
01850	1964-1964		REAR BODY HARNESS, convertible, with backup lights
01845	1964-1964		REAR BODY HARNESS, coupe, w/o backup lights
01840	1964-1964		REAR BODY HARNESS, coupe, w/o backup lights, with 36 gal fuel tank option
01835	1964-1964		REAR BODY HARNESS, coupe, with backup lights
01850	1964-1964		REAR BODY HARNESS, coupe, with backup lights, with 36 gal fuel tank option
35891	1965-1965		REAR BODY HARNESS, convertible, w/o backup lights, early production Note: Black with yellow striped wire was used on LH tail lamp circuit
01868	1965-1965		REAR BODY HARNESS, convertible, w/o backup lights, late production Note: Solid yellow wire was used on LH tail lamp circuit
35892	1965-1965		REAR BODY HARNESS, convertible, with backup lights, early production Note: Black with yellow striped wire was used on LH tail lamp circuit
01870	1965-1965		REAR BODY HARNESS, convertible, with backup lights, late production Note: Solid yellow wire was used on LH tail lamp circuit
35893	1965-1965		REAR BODY HARNESS, coupe, w/o backup lights, early production Note: Black with yellow striped wire was used on LH tail lamp circuit
35891	1965-1965		REAR BODY HARNESS, coupe, w/o backup lights, early production, with 36 gal fuel tank Note: Black with yellow striped wire was used on LH tail lamp circuit
01855	1965-1965		REAR BODY HARNESS, coupe, w/o backup lights, late production Note: Solid yellow wire was used on LH tail lamp circuit
01868	1965-1965		REAR BODY HARNESS, coupe, w/o backup lights, late production, with 36 gal fuel tank Note: Solid yellow wire was used on LH tail lamp circuit
35894	1965-1965		REAR BODY HARNESS, coupe, with backup lights, early production Note: Black with yellow striped wire was used on LH tail lamp circuit
35892	1965-1965		REAR BODY HARNESS, coupe, with backup lights, early production, with 36 gal fuel tank Note: Black with yellow striped wire was used on LH tail lamp circuit
01865	1965-1965		REAR BODY HARNESS, coupe, with backup lights, late production Note: Solid yellow wire was used on LH tail lamp circuit
01870	1965-1965		REAR BODY HARNESS, coupe, with backup lights, late production, with 36 gal fuel tank Note: Solid yellow wire was used on LH tail lamp circuit
01870	1966-1966		REAR BODY HARNESS, all
01880	1967-1967		REAR BODY HARNESS, all
01885	1968-1968		REAR BODY HARNESS, with fiber optic monitoring
01890	1969-1969		REAR BODY HARNESS, with fiber optic monitoring
01895	1970-1970		REAR BODY HARNESS, with fiber optic monitoring
02005	1971-1971		REAR BODY HARNESS, with fiber optic monitoring and anti-theft system
02000	1971-1971		REAR BODY HARNESS, with fiber optic monitoring, w/o anti-theft system
02010	1972-1972		REAR BODY HARNESS, with seat belt warning buzzer
36033	1972-1972		REAR BODY HARNESS, without seat belt warning buzzer
02015	1973-1973		REAR BODY HARNESS
28325	1974-1974		REAR BODY HARNESS, with seatbelt ignition interlock
28330	1975-1975		REAR BODY HARNESS, first design, with seatbelt ignition interlock
02030	1975-1975		REAR BODY HARNESS, second design, w/o seatbelt ignition interlock system
02030	1976-1976		REAR BODY HARNESS
27580	1977-1977		REAR BODY HARNESS, from 3/2/77, with spare tire lamp, with anti-theft switch mounted in door lock
33050	1977-1977		REAR BODY HARNESS, prior to 3/2/77, with anti-theft switch mounted in fender
27635	1978-1978		REAR BODY HARNESS, w/o dual rear speaker stereo option (U81)
27075	1978-1978		REAR BODY HARNESS, with dual rear speaker stereo option (U81)

PART #	YEARS	DATE CODE	DESCRIPTION
27620	1979-1979		REAR BODY HARNESS, with electric rear defogger option (C49)
27615	1979-1979		REAR BODY HARNESS, without electric rear defogger option
33025	1980-1980		REAR BODY HARNESS, with electric defogger, 2nd design, with integral timer and relay defogger
27680	1980-1980		REAR BODY HARNESS, with electric rear defogger option (C49), 1st design, with separate timer and relay defogger
27665	1980-1980		REAR BODY HARNESS, without electric rear defogger option
33030	1981-1981		REAR BODY HARNESS, with electric rear defogger option
33035	1981-1981		REAR BODY HARNESS, without electric rear defogger option
36099	1982-1982		REAR BODY HARNESS, collector edition only
33045	1982-1982		REAR BODY HARNESS, with electric rear defogger option
33040	1982-1982		REAR BODY HARNESS, without electric rear defogger option
REAR BODY TAIL LIGHT REPAIR HARNESSES			
27975	1953-1973		REAR BODY TAIL AND BRAKE LAMP PIGTAIL WIRES, (2 required per car) Note: Does not include rubber boot
27970	1963-1973		REAR BODY BACKUP LAMP PIGTAIL WIRE, (2 required per car) Note: Does not include rubber boot
REAR WINDOW DEFROSTER HARNESSES			
02035	1968-1973		REAR WINDOW DEFROSTER HARNESS
02040	1974-1975		REAR WINDOW DEFROSTER HARNESS
27810	1976-1976		REAR WINDOW DEFROSTER HARNESS
27805	1977-1977		REAR WINDOW DEFROSTER HARNESS
28360	1978-1978		REAR WINDOW DEFROSTER HARNESS, 1st design, with courtesy lamp timer mounted to left of steering column
37829	1978-1978		REAR WINDOW DEFROSTER HARNESS, 2nd design, with courtesy lamp timer mounted to right of glove box
28005	1979-1979		REAR WINDOW DEFROSTER HARNESS
28115	1980-1980		REAR WINDOW DEFROSTER HARNESS, 1st design, with separate timer and relay defogger
REGULATOR TO GENERATOR HARNESSES			
36075	1958-1959		REGULATOR TO GENERATOR HARNESS
02045	1960-1962		REGULATOR TO GENERATOR HARNESS
SEAT BELT WARNING HARNESSES			
36866	1971-1971		SEAT BELT WARNING FEED WIRE
02050	1972-1973		SEAT BELT WARNING HARNESS
02055	1974-1974		SEAT BELT WARNING HARNESS, with manual trans.
SPEAKER HARNESSES			
36089	1958-1962		SPEAKER HARNESS, radio to front speakers
36090	1963-1967		SPEAKER HARNESS, radio to front speakers
37833	1970-1977		SPEAKER CONVERSION HARNESS, all, (2 required per car) Note: Use when installing current GM replacement speaker part number 16047855
02060	1974-1976		SPEAKER HARNESS, radio to front speakers
36091	1977-1977		SPEAKER HARNESS, radio to front speakers, monoaural
28300	1977-1977		SPEAKER HARNESS, radio to front speakers, stereo
27820	1978-1978		SPEAKER HARNESS, radio to dual front speakers, with connector for optional rear speaker wiring located in rear body harness
28025	1978-1980		SPEAKER HARNESS, radio to dual front speakers, AM/FM mono radio
28015	1978-1982		SPEAKER HARNESS, radio to dual front speakers only, AM/FM stereo radio
28010	1979-1980		SPEAKER HARNESS, radio to dual front and rear stereo speakers
28075	1980-1980		SPEAKER HARNESS, radio to dual rear stereo speakers, (U81 digital radio option) Note: Can be used with 28025 for dual front stereo speaker wiring
33245	1981-1982		SPEAKER HARNESS, body harness to right rear speaker, (U81 digital radio option)
28025	1981-1982		SPEAKER HARNESS, radio to dual front stereo speakers, (U81 digital radio option) Note: To be used with U81 dual rear speaker option for stereo
SPEED WARNING HARNESSES			
02065	1967-1967		SPEED WARNING HARNESS
02070	1968-1969		SPEED WARNING HARNESS
STARTER SOLENOID EXTENSION HARNESSES			

PART #	YEARS	DATE CODE	DESCRIPTION
02075	1975-1976		STARTER SOLENOID EXTENSION WIRE, engine harness to starter solenoid
27650	1977-1977		STARTER SOLENOID EXTENSION HARNESS, from 3/2/77, without A/C, with anti-theft switch mounted in door lock
27070	1977-1977		STARTER SOLENOID EXTENSION WIRE, from 3/2/77, with A/C, with anti-theft switch mounted in door lock
02075	1977-1977		STARTER SOLENOID EXTENSION WIRE, prior to 3/2/77, with anti-theft switch mounted in fender
27650	1978-1978		STARTER SOLENOID EXTENSION HARNESS, without A/C
27070	1978-1978		STARTER SOLENOID EXTENSION WIRE, with A/C
27655	1979-1979		STARTER SOLENOID EXTENSION HARNESS, all, without A/C
27095	1979-1979		STARTER SOLENOID EXTENSION HARNESS, L48 engine, with A/C
27120	1979-1979		STARTER SOLENOID EXTENSION HARNESS, L82 engine, with A/C
28275	1980-1980		STARTER SOLENOID EXTENSION HARNESS, except L82 engine
28095	1980-1980		STARTER SOLENOID EXTENSION HARNESS, L82 engine
32810	1981-1982		STARTER SOLENOID EXTENSION HARNESS
STEERING COLUMN ADAPTER HARNESSES			
37616	1963-1963		STEERING COLUMN ADAPTER HARNESS, for 1969-1976 GM column to stock dash Note: Adapts horn, directionals, hazard flasher to stock 6-way dash connector
38124	1963-1963		STEERING COLUMN ADAPTER HARNESS, for 1977 and later GM column to stock dash Note: Adapts horn, directionals, hazard flasher to stock 6-way dash connector
37618	1964-1966		STEERING COLUMN ADAPTER HARNESS, for 1969-1976 GM column to stock dash Note: Adapts horn, directionals, hazard flasher to stock 8-way dash connector
38125	1964-1966		STEERING COLUMN ADAPTER HARNESS, for 1977 and later GM column to stock dash Note: Adapts horn, directionals, hazard flasher to stock 8-way dash connector
36882	1967-1968		STEERING COLUMN ADAPTER HARNESS, for 1969-1976 GM column to stock dash Note: Adapts horn, directionals, hazard flasher to stock 9 pin T/L dash connector
38127	1967-1968		STEERING COLUMN ADAPTER HARNESS, for 1977 and later GM column to stock dash Note: Adapts horn, directionals, hazard flasher to stock 9 pin T/L dash connector
TACHOMETER HARNESSES			
33355	1963-1963		TACHOMETER OVERREV WARNING BUZZER HARNESS
TEMPERATURE SWITCH WIRING			
37891	1956-1956		TEMPERATURE SENDING UNIT LEAD WIRE REPAIR KIT, pre-assembled Note: Includes new asphalt loom, wire, terminal and connector
37892	1957-1962		TEMPERATURE SENDING UNIT LEAD WIRE REPAIR KIT, pre-assembled Note: Includes new asphalt loom, wire, terminal and connector
37893	1963-1967		TEMPERATURE SENDING UNIT LEAD WIRE REPAIR KIT, pre-assembled Note: Includes new asphalt loom, wire, terminal and connector
TRANSISTOR IGNITION HARNESSES			
02090	1964-1964		TRANSISTOR IGNITION HARNESS, from amplifier to coil and distributor
33225	1964-1968		TRANSISTOR IGNITION AMPLIFIER EXTENSION, early production, from internal circuit board to amp housing connector
35887	1965-1965		TRANSISTOR IGNITION HARNESS, from amplifier to coil and distributor, early production Note: Black with pink stripe wire was used in distributor connector for ignition power
02095	1965-1965		TRANSISTOR IGNITION HARNESS, from amplifier to coil and distributor, late production Note: Solid pink wire was used in distributor connector for ignition power
02115	1965-1965		TRANSISTOR IGNITION VOLTAGE REGULATOR ADAPTER HARNESS, all small block w/o transistorized voltage regulator, (with in-line diode)
02100	1966-1967		TRANSISTOR IGNITION HARNESS, from amplifier to coil and distributor
11870	1968-1968		TRANSISTOR IGNITION HARNESS, from amplifier to coil and distributor Note: Used with amplifier having a connector plug mounted on the amplifier
02110	1968-1968		TRANSISTOR IGNITION HARNESS, from amplifier to coil and distributor, late production Note: Used with amplifier having an external wire extension as part of the amplifier
36053	1968-1971		TRANSISTOR IGNITION AMPLIFIER EXTENSION, from internal circuit board to amplifier pigtail harness connector
02085	1968-1972		TRANSISTOR IGNITION EXTENSION HARNESS, ignition switch to T.I. harness
02110	1969-1972		TRANSISTOR IGNITION HARNESS, from amplifier to coil and distributor
TRANSMISSION CONTROLLED SPARK HARNESSES			
02080	1970-1974		T.C.S. JUMPER HARNESS, all
TRANSMISSION KICKDOWN HARNESSES			
01705	1968-1969		TRANSMISSION KICKDOWN HARNESS, TH400 automatic trans.

PART #	YEARS	DATE CODE	DESCRIPTION
20915	1976-1978		TRANSMISSION KICKDOWN HARNESS, TH400 automatic trans.
TRANSMISSION TORQUE CONVERTER HARNESS			
28100	1980-1980		TRANSMISSION TORQUE CONVERTER CONTROL (TCC) HARNESS, (MV4 auto. trans.) Note: Used with 27675 Engine harness
31835	1981-1981		TRANSMISSION TORQUE CONVERTER CONTROL (TCC) HARNESS, (MV4 auto. trans.) Note: Used with 32085 Computer ECM harness
32320	1982-1982		TRANSMISSION TORQUE CONVERTER CONTROL (TCC) HARNESS, (MD8 auto. trans.) Note: Used with 32720 Computer ECM harness
UNDERHOOD LIGHT WIRING			
00463410	1977-1977		UNDER HOOD LIGHT, 1st design alarm switch in fender
00469015	1977-1977		UNDER HOOD LIGHT, 2nd design alarm switch in door
00469015	1978-1979		UNDER HOOD LIGHT
14016284	1980-1982		UNDER HOOD LIGHT
WINDSHIELD WASHER MONITOR HARNESSES			
02120	1970-1970		WINDSHIELD WASHER MONITOR LAMP HARNESS, with AC
36853	1970-1970		WINDSHIELD WASHER MONITOR LAMP HARNESS, without AC
WINDSHIELD WIPER HARNESSES			
37831	1958-1962		WINDSHIELD WIPER MOTOR POWER LEAD WIRE Note: This is the wire coming from inside the armature cover
37586	1968-1968		WINDSHIELD WIPER DOOR LIMIT SWITCH EXTENSION, Note: Customer must solder wires to switch
37587	1969-1972		WINDSHIELD WIPER DOOR LIMIT SWITCH EXTENSION, Note: Customer must solder wires to switch
2 - Battery Cables			
BATTERY CABLES - NEGATIVE / GROUND			
27210	1955-1955		BATTERY GROUND STRAP, neg., V8, 12 volt
27210	1956-1961		BATTERY GROUND STRAP, neg.
04010	1962-1962		BATTERY CABLE, neg., all
18595	1963-1963		BATTERY GROUND STRAP, neg, with A/C
04010	1963-1964		BATTERY CABLE, neg., except A/C
03720	1964-1964		BATTERY CABLE, neg, with A/C
03720	1965-1965		BATTERY CABLE, neg, 396 c.i., except A/C
03720	1965-1965		BATTERY CABLE, neg, all with A/C
04010	1965-1967		BATTERY CABLE, neg., 327 c.i., except A/C
03720	1966-1966		BATTERY CABLE, neg., 427 c.i., except A/C
03720	1966-1966		BATTERY CABLE, neg., all with A/C
03720	1967-1967		BATTERY CABLE, neg., 427 c.i., except A/C
03720	1967-1967		BATTERY CABLE, neg., all with A/C
20575	1968-1968		BATTERY CABLE, neg., all
21720	1969-1969		BATTERY CABLE, neg., with HD side post battery
20575	1969-1969		BATTERY CABLE, neg., with spring ring battery cable
15285	1970-1970		BATTERY CABLE, neg., all
22350	1971-1971		BATTERY CABLE, neg., all
22345	1972-1974		BATTERY CABLE, neg., all
22355	1975-1980		BATTERY CABLE, neg., all
BATTERY CABLES - POSITIVE			
27215	1955-1955		BATTERY CABLE, pos., V8, 12 volt system
27215	1956-1957		BATTERY CABLE, pos.
36260	1958-1958		BATTERY CABLE, pos.
27220	1959-1961		BATTERY CABLE, pos.
03785	1962-1962		BATTERY CABLE, pos., all
04410	1963-1964		BATTERY CABLE, pos., exc A/C
04415	1963-1964		BATTERY CABLE, pos., with A/C

PART #	YEARS	DATE CODE	DESCRIPTION
04410	1965-1965		BATTERY CABLE, pos., 327 c.i., except A/C
04415	1965-1965		BATTERY CABLE, pos., 396 c.i., except A/C
04415	1965-1965		BATTERY CABLE, pos., all with A/C
09235	1966-1967		BATTERY CABLE, pos., 327 c.i., except A/C
09245	1966-1967		BATTERY CABLE, pos., 427 c.i., except A/C
09240	1966-1967		BATTERY CABLE, pos., all with A/C
20910	1968-1968		BATTERY CABLE, pos., all
13190	1969-1969		BATTERY CABLE, pos., with HD side post battery
20910	1969-1969		BATTERY CABLE, pos., with spring ring battery cable
15280	1970-1970		BATTERY CABLE, pos., all
22370	1971-1971		BATTERY CABLE, pos., all
22365	1972-1974		BATTERY CABLE, pos., all
22360	1975-1979		BATTERY CABLE, pos., all

FRAME GROUND CABLE

11995	1968-1971		GROUND CABLE-STARTER TO FRAME
27560	1972-1982		GROUND CABLE-STARTER TO FRAME

3 - Spark Plugs

ORIGINAL SPARK PLUG WIRE SETS - DATE CODED

1222-611	1961-1961	1-Q-61	SPARK PLUG WIRE SET, V8, all
1222-613	1962-1962	3-Q-61	SPARK PLUG WIRE SET, V8, all
1222-621	1962-1962	1-Q-62	SPARK PLUG WIRE SET, V8, all
1224-623	1963-1963	3-Q-62	SPARK PLUG WIRE SET, V8, all with fuel injection Note: Must be used with an original D310 Delco or D310R replacement distributor cap Distributor end terminals will not work with after market replacement caps
1224-631	1963-1963	1-Q-63	SPARK PLUG WIRE SET, V8, all with fuel injection Note: Must be used with an original D310 Delco or D310R replacement distributor cap Distributor end terminals will not work with after market replacement caps
1222-623	1963-1963	3-Q-62	SPARK PLUG WIRE SET, V8, all without fuel injection
1222-631	1963-1963	1-Q-63	SPARK PLUG WIRE SET, V8, all without fuel injection
1224-633	1964-1964	3-Q-63	SPARK PLUG WIRE SET, V8, all with fuel injection Note: Must be used with an original D310 Delco or D310R replacement distributor cap Distributor end terminals will not work with after market replacement caps.
1224-641	1964-1964	1-Q-64	SPARK PLUG WIRE SET, V8, all with fuel injection Note: Must be used with an original D310 Delco or D310R replacement distributor cap Distributor end terminals will not work with after market replacement caps
1222-633	1964-1964	3-Q-63	SPARK PLUG WIRE SET, V8, all without fuel injection
1222-641	1964-1964	1-Q-64	SPARK PLUG WIRE SET, V8, all without fuel injection
1320-644	1965-1965	4-Q-64	SPARK PLUG WIRE SET, V8, all big block, with radio
1320-651	1965-1965	1-Q-65	SPARK PLUG WIRE SET, V8, all big block, with radio
1340-644	1965-1965	4-Q-64	SPARK PLUG WIRE SET, V8, all big block, without radio
1340-651	1965-1965	1-Q-65	SPARK PLUG WIRE SET, V8, all big block, without radio
1224-643	1965-1965	3-Q-64	SPARK PLUG WIRE SET, V8, all small block, with fuel injection Note: Must be used with an original D310 Delco or D310R replacement distributor cap Distributor end terminals will not work with after market replacement caps
1224-651	1965-1965	1-Q-65	SPARK PLUG WIRE SET, V8, all small block, with fuel injection Note: Must be used with an original D310 Delco or D310R replacement distributor cap Distributor end terminals will not work with after market replacement caps
1222-643	1965-1965	3-Q-64	SPARK PLUG WIRE SET, V8, all small block, without fuel injection
1222-651	1965-1965	1-Q-65	SPARK PLUG WIRE SET, V8, all small block, without fuel injection
1320-653	1966-1966	3-Q-65	SPARK PLUG WIRE SET, V8, all big block, with radio
1320-661	1966-1966	1-Q-66	SPARK PLUG WIRE SET, V8, all big block, with radio
1340-653	1966-1966	3-Q-65	SPARK PLUG WIRE SET, V8, all big block, without radio
1340-661	1966-1966	1-Q-66	SPARK PLUG WIRE SET, V8, all big block, without radio
1222-653	1966-1966	3-Q-65	SPARK PLUG WIRE SET, V8, all small block
1222-661	1966-1966	1-Q-66	SPARK PLUG WIRE SET, V8, all small block

PART #	YEARS	DATE CODE	DESCRIPTION
1322-663	1967-1967	3-Q-66	SPARK PLUG WIRE SET, V8, all big block, with radio
1322-671	1967-1967	1-Q-67	SPARK PLUG WIRE SET, V8, all big block, with radio
1340-663	1967-1967	3-Q-66	SPARK PLUG WIRE SET, V8, all big block, without radio, except L88
1340-671	1967-1967	1-Q-67	SPARK PLUG WIRE SET, V8, all big block, without radio, except L88
1338-675	1967-1967	5-67	SPARK PLUG WIRE SET, V8, all L88 big block Note: Limited production L88 wire sets are date coded by month and year
1338-672	1967-1967	2-67	SPARK PLUG WIRE SET, V8, all L88 big block Note: Limited production L88 wire sets are date coded by month and year
1338-671	1967-1967	1-67	SPARK PLUG WIRE SET, V8, all L88 big block Note: Limited production L88 wire sets are date coded by month and year
1222-663	1967-1967	3-Q-66	SPARK PLUG WIRE SET, V8, all small block
1222-671	1967-1967	1-Q-67	SPARK PLUG WIRE SET, V8, all small block
1324-673	1968-1968	3-Q-67	SPARK PLUG WIRE SET, V8, all big block, with radio
1324-681	1968-1968	1-Q-68	SPARK PLUG WIRE SET, V8, all big block, with radio
1340-673	1968-1968	3-Q-67	SPARK PLUG WIRE SET, V8, all big block, without radio, except L88
1340-681	1968-1968	1-Q-68	SPARK PLUG WIRE SET, V8, all big block, without radio, except L88
1338-679	1968-1968	9-67	SPARK PLUG WIRE SET, V8, all L88 big block Note: Limited production L88 wire sets are date coded by month and year
1338-685	1968-1968	5-68	SPARK PLUG WIRE SET, V8, all L88 big block Note: Limited production L88 wire sets are date coded by month and year
1338-682	1968-1968	2-68	SPARK PLUG WIRE SET, V8, all L88 big block Note: Limited production L88 wire sets are date coded by month and year
1338-6712	1968-1968	12-67	SPARK PLUG WIRE SET, V8, all L88 big block Note: Limited production L88 wire sets are date coded by month and year
1338-681	1968-1968	1-68	SPARK PLUG WIRE SET, V8, all L88 big block Note: Limited production L88 wire sets are date coded by month and year
1222-673	1968-1968	3-Q-67	SPARK PLUG WIRE SET, V8, all small block
1222-681	1968-1968	1-Q-68	SPARK PLUG WIRE SET, V8, all small block
1324-683	1969-1969	3-Q-68	SPARK PLUG WIRE SET, V8, all big block, with radio
1324-691	1969-1969	1-Q-69	SPARK PLUG WIRE SET, V8, all big block, with radio
1340-683	1969-1969	3-Q-68	SPARK PLUG WIRE SET, V8, all big block, without radio, except L88 or ZL1
1340-691	1969-1969	1-Q-69	SPARK PLUG WIRE SET, V8, all big block, without radio, except L88 or ZL1
1338-699	1969-1969	9-69	SPARK PLUG WIRE SET, V8, all L88 & ZL1 big block Note: Limited production L88 & ZL1 wire sets are date coded by month and year
1338-689	1969-1969	9-68	SPARK PLUG WIRE SET, V8, all L88 & ZL1 big block Note: Limited production L88 & ZL1 wire sets are date coded by month and year
1338-695	1969-1969	5-69	SPARK PLUG WIRE SET, V8, all L88 & ZL1 big block Note: Limited production L88 & ZL1 wire sets are date coded by month and year
1338-692	1969-1969	2-69	SPARK PLUG WIRE SET, V8, all L88 & ZL1 big block Note: Limited production L88 & ZL1 wire sets are date coded by month and year
1338-6912	1969-1969	12-69	SPARK PLUG WIRE SET, V8, all L88 & ZL1 big block Note: Limited production L88 & ZL1 wire sets are date coded by month and year
1338-6812	1969-1969	12-68	SPARK PLUG WIRE SET, V8, all L88 & ZL1 big block Note: Limited production L88 & ZL1 wire sets are date coded by month and year
1338-691	1969-1969	1-69	SPARK PLUG WIRE SET, V8, all L88 & ZL1 big block Note: Limited production L88 & ZL1 wire sets are date coded by month and year
1222-683	1969-1969	3-Q-68	SPARK PLUG WIRE SET, V8, all small block
1222-691	1969-1969	1-Q-69	SPARK PLUG WIRE SET, V8, all small block
1325-693	1970-1970	3-Q-69	SPARK PLUG WIRE SET, V8, all big block, with radio
1325-701	1970-1970	1-Q-70	SPARK PLUG WIRE SET, V8, all big block, with radio
1342-693	1970-1970	3-Q-69	SPARK PLUG WIRE SET, V8, all big block, without radio
1342-701	1970-1970	1-Q-70	SPARK PLUG WIRE SET, V8, all big block, without radio
1222-693	1970-1970	3-Q-69	SPARK PLUG WIRE SET, V8, all small block
1222-701	1970-1970	1-Q-70	SPARK PLUG WIRE SET, V8, all small block
1325-703	1971-1971	3-Q-70	SPARK PLUG WIRE SET, V8, all big block, with radio
1325-711	1971-1971	1-Q-71	SPARK PLUG WIRE SET, V8, all big block, with radio
1342-703	1971-1971	3-Q-70	SPARK PLUG WIRE SET, V8, all LS5 big block, without radio

PART #	YEARS	DATE CODE	DESCRIPTION
1342-711	1971-1971	1-Q-71	SPARK PLUG WIRE SET, V8, all LS5 big block, without radio
1344-703	1971-1971	3-Q-70	SPARK PLUG WIRE SET, V8, all LS6 big block, without radio
1344-711	1971-1971	1-Q-71	SPARK PLUG WIRE SET, V8, all LS6 big block, without radio
1226-703	1971-1971	3-Q-70	SPARK PLUG WIRE SET, V8, all small block
1226-711	1971-1971	1-Q-71	SPARK PLUG WIRE SET, V8, all small block
1326-713	1972-1972	3-Q-71	SPARK PLUG WIRE SET, V8, all big block, with radio
1326-721	1972-1972	1-Q-72	SPARK PLUG WIRE SET, V8, all big block, with radio
1312-713	1972-1972	3-Q-71	SPARK PLUG WIRE SET, V8, all big block, without radio
1312-721	1972-1972	1-Q-72	SPARK PLUG WIRE SET, V8, all big block, without radio
1226-713	1972-1972	3-Q-71	SPARK PLUG WIRE SET, V8, all small block
1226-721	1972-1972	1-Q-72	SPARK PLUG WIRE SET, V8, all small block
1326-723	1973-1973	3-Q-72	SPARK PLUG WIRE SET, V8, all big block, with radio
1326-731	1973-1973	1-Q-73	SPARK PLUG WIRE SET, V8, all big block, with radio
1314-723	1973-1973	3-Q-72	SPARK PLUG WIRE SET, V8, all big block, without radio
1314-731	1973-1973	1-Q-73	SPARK PLUG WIRE SET, V8, all big block, without radio
1226-723	1973-1973	3-Q-72	SPARK PLUG WIRE SET, V8, all small block
1226-731	1973-1973	1-Q-73	SPARK PLUG WIRE SET, V8, all small block
1326-733	1974-1974	3-Q-73	SPARK PLUG WIRE SET, V8, all big block, with radio
1326-741	1974-1974	1-Q-74	SPARK PLUG WIRE SET, V8, all big block, with radio
1314-733	1974-1974	3-Q-73	SPARK PLUG WIRE SET, V8, all big block, without radio
1314-741	1974-1974	1-Q-74	SPARK PLUG WIRE SET, V8, all big block, without radio
1226-733	1974-1974	3-Q-73	SPARK PLUG WIRE SET, V8, all small block
1226-741	1974-1974	1-Q-74	SPARK PLUG WIRE SET, V8, all small block

ORIGINAL SPARK PLUG WIRE SETS - NOT DATE CODED

1010-000	1953-1955	NOT	SPARK PLUG WIRE SET, L6, all
1204-000	1955-1955	NOT	SPARK PLUG WIRE SET, V8, all
1208-000	1956-1957	NOT	SPARK PLUG WIRE SET, V8, all without fuel injection
1214-000	1957-1957	NOT	SPARK PLUG WIRE SET, V8, all with fuel injection
1218-000	1958-1958	NOT	SPARK PLUG WIRE SET, V8, all with fuel injection
1216-000	1958-1958	NOT	SPARK PLUG WIRE SET, V8, all without fuel injection
1220-000	1959-1961	NOT	SPARK PLUG WIRE SET, V8, all

REPLACEMENT SPARK PLUG WIRE SETS - NOT DATE CODED

1250-999	1958-1974	NOT	SPARK PLUG WIRE SET, V8, small block (except 1958 fuel inj. and 1963-65 fuel inj.)
1330-999	1965-1966	NOT	SPARK PLUG WIRE SET, V8, all big block, with radio (braided)
1350-999	1965-1966	NOT	SPARK PLUG WIRE SET, V8, all big block, without radio
1352-999	1967-1971	NOT	SPARK PLUG WIRE SET, V8, all big block, without radio
1332-999	1967-1974	NOT	SPARK PLUG WIRE SET, V8, all big block, with radio (braided)
1354-999	1972-1974	NOT	SPARK PLUG WIRE SET, V8, all big block, without radio
1236-999	1975-1977	NOT	SPARK PLUG WIRE SET, V8, all, with H.E.I.
1238-999	1978-1982	NOT	SPARK PLUG WIRE SET, V8, all, with H.E.I.
1240-999	1984-1984	NOT	SPARK PLUG WIRE SET, V8, all with H.E.I.

4 - Switches & Parts

ALARM SWITCHES

00475924	1977-1977	ALARM ON/OFF SWITCH, driver door, 2nd design with alarm switch located in door, with correct integrated harness
14009687	1979-1980	ALARM ON/OFF SWITCH, driver door, with correct integrated harness
14038094	1981-1982	ALARM ON/OFF SWITCH, driver door, with correct integrated harness
14048377	1981-1982	ALARM ON/OFF SWITCH, passenger door, with correct integrated harness
14047191	1984-1986	ALARM ON/OFF SWITCH, driver door, with correct integrated harness
14047192	1984-1986	ALARM ON/OFF SWITCH, passenger door, with correct integrated harness

BACKUP LIGHT SWITCHES

39505	1963-1967	BACK UP SWITCH MOUNTING KIT, muncie 4 speed, includes bracket, shield, rod, clips, screws, and washers
-------	-----------	--

PART #	YEARS	DATE CODE	DESCRIPTION
01993666	1963-1967		BACKUP LIGHT SWITCH ASSEMBLY, manual trans. (4 speed only)
39506	1968-1973		BACK UP SWITCH MOUNTING KIT, muncie 4 speed, includes bracket, shield, rod, clips, screws, and washers
01993430	1968-1977		BACKUP LIGHT SWITCH ASSEMBLY, manual trans.
01993430	1978-1978		BACKUP LIGHT SWITCH ASSEMBLY, manual trans., L82
01994218	1979-1979		BACKUP LIGHT SWITCH ASSEMBLY, manual trans.

BREAKERLESS SE IGNITION SYSTEM

38131	1957-1974		BREAKERLESS SE IGNITION SYSTEM, GM V8 point conversion kit Note: Replaces stock points with an electronic SE ignition module
-------	-----------	--	--

BULB KITS

37849	1953-1954		BULB KIT - 20 PCS
37850	1955-1957		BULB KIT - 20 PCS
37851	1958-1959		BULB KIT - 18 PCS
37852	1960-1960		BULB KIT - 18 PCS
37853	1961-1962		BULB KIT - 19 PCS
37854	1963-1963		BULB KIT - 32 PCS
37855	1964-1964		BULB KIT - 33 PCS
37826	1964-1967		HEATER & AIR CONDITIONING CONTROL LAMP, GREEN FILTER
37856	1965-1966		BULB KIT - 37 PCS
37857	1967-1967		BULB KIT - 36 PCS
37858	1968-1968		BULB KIT - 42 PCS
37859	1969-1969		BULB KIT - 39 PCS
37860	1970-1970		BULB KIT - 40 PCS
37861	1971-1971		BULB KIT - 40 PCS
37862	1972-1973		BULB KIT - 41 PCS
37863	1974-1976		BULB KIT - 43 PCS
37864	1977-1977		BULB KIT - 38 PCS
37865	1978-1978		BULB KIT - 42 PCS
37866	1979-1979		BULB KIT - 43 PCS
37867	1980-1980		BULB KIT - 47 PCS
37868	1981-1981		BULB KIT - 42 PCS
37869	1982-1982		BULB KIT - 49 PCS

CIGARETTE LIGHTER LAMP SHIELD

02977777	1953-1976		CIGARETTE LIGHTER LAMP SHIELD
----------	-----------	--	-------------------------------

CIRCUIT BREAKERS

04850166	1967-1974		CIRCUIT BREAKER, 30 amp for p/windows
----------	-----------	--	---------------------------------------

DIMMER SWITCH

01997023	1958-1962		DIMMER SWITCH
----------	-----------	--	---------------

FUSE AND FLASHER KITS

37875	1953-1955		FUSE KIT - 5 PCS (6 volt electrical system)
37876	1955-1957		FUSE/FLASHER KIT - 13 PCS
37877	1958-1962		FUSE/FLASHER KIT - 11 PCS
37883	1963-1963		FUSE/FLASHER KIT - 15 PCS
37878	1964-1966		FUSE/FLASHER KIT - 18 PCS
37879	1967-1967		FUSE/FLASHER KIT - 18 PCS
37880	1968-1969		FUSE/FLASHER KIT - 20 PCS
37881	1970-1970		FUSE/FLASHER KIT - 22 PCS
37884	1971-1973		FUSE/FLASHER KIT - 22 PCS
37882	1974-1974		FUSE/FLASHER KIT - 24 PCS
37885	1975-1977		FUSE/FLASHER KIT - 22 PCS
37886	1978-1978		FUSE/FLASHER KIT - 18 PCS
37887	1979-1979		FUSE/FLASHER KIT - 20 PCS

PART #	YEARS	DATE CODE	DESCRIPTION
37888	1980-1980		FUSE/FLASHER KIT - 22 PCS
37889	1981-1981		FUSE/FLASHER KIT - 24 PCS
37890	1982-1982		FUSE/FLASHER KIT - 29 PCS
HEADLIGHT SETS T-3 SEALED BEAM			
SB6067S	1960-1967		SEALED BEAM HEADLIGHT SET, GUIDE 12V "T3" style, for dual beam headlight setup Note: Set contains 2 hi/low beam and 2 hi beam headlights
SB6871S	1968-1971		SEALED BEAM HEADLIGHT SET, GUIDE 12V "T3" style, for dual beam headlight setup Note: Set contains 2 hi/low beam and 2 hi beam headlights
HEADLIGHT SWITCHES			
01995082	1955-1955		HEADLIGHT SWITCH, 12 volt
01995082	1956-1957		HEADLIGHT SWITCH, all
01995096	1958-1963		HEADLIGHT SWITCH, all
03821864	1963-1967		HEADLIGHT DOOR LIMIT SWITCH, all, (2 required per car)
01995191	1968-1977		HEADLIGHT SWITCH, all
01995215	1978-1982		HEADLIGHT SWITCH, all
HORN RELAYS			
500909	1974-1980		HORN RELAY, 3 position (GM # 00370113)
IGNITION SWITCHES			
01990109	1969-1978		IGNITION SWITCH, all, without tilt
01990110	1979-1996		IGNITION SWITCH, all
JUNCTION BLOCK			
500155	1974-1976		JUNCTION BLOCK INNER FENDER ACCESSORY, 10/32 stud. (GM part number 340409)
NEUTRAL SAFETY SWITCHES			
03923916	1968-1968		NEUTRAL SAFETY / BACKUP LIGHT SWITCH, console shift auto. trans.
03948538	1969-1971		NEUTRAL SAFETY / BACKUP LIGHT SWITCH, console shift auto. trans.
01993495	1969-1982		NEUTRAL SAFETY SWITCH ASSEMBLY, manual trans., clutch pedal mounted
03948538	1972-1972		NEUTRAL SAFETY / BACKUP LIGHT SWITCH, console shift auto. trans., w/o seat belt warning
06273357	1972-1972		NEUTRAL SAFETY / BACKUP LIGHT SWITCH, console shift auto. trans., with seat belt warning
06273357	1973-1973		NEUTRAL SAFETY / BACKUP LIGHT SWITCH, console shift auto. trans.
06258276	1974-1975		NEUTRAL SAFETY / BACKUP LIGHT SWITCH, console shift auto. trans.
00370176	1976-1982		NEUTRAL SAFETY / BACKUP LIGHT SWITCH, console shift auto. trans.
TEMPERATURE SENDING SWITCHES			
01513130	1956-1956		TEMPERATURE SENDING UNIT, all, gauge, with pin grip connection Note: Requires a pin grip terminal and plastic connector
01513321	1957-1967		TEMPERATURE SENDING UNIT, all, with gauge, with "T" type terminal connection Note: Requires a 56 series female terminal and connector
06400759	1968-1971		TEMPERATURE SENDING UNIT, V8, gauge
06490453	1972-1978		TEMPERATURE SENDING UNIT, V8, gauge, Requires a 56 series female terminal and plastic connector
TRANSISTOR IGNITION AMPLIFIER REPLACEMENT MODULE			
32270	1964-1972		TRANSISTOR IGNITION AMPLIFIER REPLACEMENT MODULE Note: Replaces original circuit board in amplifier
TRANSMISSION CONTROL SPARK SOLENOID SWITCHES			
01114432	1970-1970		TRANSMISSION CONTROL SPARK SOLENOID, 350 c.i.
01114434	1970-1970		TRANSMISSION CONTROL SPARK SOLENOID, 454 c.i.
01997410	1973-1974		TRANSMISSION CONTROL SPARK SOLENOID, 350 c.i., manual trans.
TRANSMISSION KICKDOWN SWITCH			
01242101	1970-1977		KICKDOWN SWITCH, TH400
TURN SIGNAL SWITCHES			
37795	1955-1962		TURN SIGNAL SWITCH ASSEMBLY
00910821US	1964-1966		TURN SIGNAL SWITCH, all without telescopic wheel, DELCO GUIDE TOOLING , (includes lead wiring)
05694262	1965-1966		TURN SIGNAL SWITCH, all with telescopic wheel, (includes lead wiring)



PART #	YEARS	DATE CODE	DESCRIPTION
05698520US	1967-1968		TURN SIGNAL SWITCH, all, DELCO GUIDE TOOLING , (includes lead wiring), "BOYNE" type Note: Emergency flasher actuator hole in outer collar has a "O" shape
01893584	1969-1976		TURN SIGNAL SWITCH, all with tilt- telescopic wheel
01997969	1969-1976		TURN SIGNAL SWITCH, all without tilt- telescopic wheel, (includes lead wiring)
01997983	1969-1978		TURN SIGNAL SWITCH, all with tilt- telescopic wheel, (includes lead wiring)
01997988	1977-1979		TURN SIGNAL SWITCH, all, (includes lead wiring)
01997984	1979-1979		TURN SIGNAL SWITCH, all 2nd design (straight turn signal lever), with lead wiring
01997983	1979-1979		TURN SIGNAL SWITCH, all with tilt- telescopic wheel with bent lever, (includes lead wiring)
01997984	1980-1988		TURN SIGNAL SWITCH, all
WINDSHIELD WIPER SWITCHES			
01993543	1963-1964		WIPER SWITCH, 2 speed with washer
01993678	1965-1966		WIPER SWITCH, 2 speed with washer
01994169	1968-1976		WIPER SWITCH
6 - Harness Repair			
VARIOUS HARNESS REPAIR ITEMS			
R0067108			HARNESS TAPE, 1.25" vinyl, (100 ft. roll), non-adhesive
PM485-007			HARNESS TAPE, black, 1.25" cloth adhesive, (100 ft. roll)
PM451-001			LOOM .133" I.D. asphalt, (sold by the foot)
34620			TEMPERATURE SENDER UNIT WIRE REPAIR KIT, single wire

PART #	YEARS	DATE CODE	DESCRIPTION
1 - Wiring Harnesses			
AIR CONDITIONING GROUND WIRES			
CF21724	1962-1962		A/C RELAY GROUND WIRE
36254	1962-1963		A/C COMPRESSOR GROUND WIRE, 6 cyl.
CF21845	1962-1964		A/C COMPRESSOR GROUND WIRE, V8
01645	1964-1964		A/C COMPRESSOR GROUND WIRE, 6 cyl.
01645	1965-1966		A/C COMPRESSOR GROUND WIRE
12975	1969-1971		A/C COMPRESSOR GROUND WIRE
AIR CONDITIONING HARNESSES			
CF81056	1958-1958		AIR CONDITIONING HARNESS
CF92642	1959-1960		AIR CONDITIONING HARNESS
36085	1959-1960		AIR CONDITIONING HARNESS, for "Cool Pack" under dash unit
CF19697	1961-1961		AIR CONDITIONING HARNESS
CF21843	1962-1962		AIR CONDITIONING HARNESS
CF33857	1963-1963		AIR CONDITIONING HARNESS, from 3/22/63
CF33576	1963-1963		AIR CONDITIONING HARNESS, prior to 3/22/63
CF45657	1964-1964		AIR CONDITIONING HARNESS, with C.A.C.
CF45769	1964-1964		AIR CONDITIONING HARNESS, with under dash A/C unit
*INFO_01	1965-1966		AIR CONDITIONING HARNESS, with C.A.C., (see 1965 engine harnesses)
CG59722	1965-1966		AIR CONDITIONING HARNESS, with under dash A/C unit
CG70675	1967-1967		AIR CONDITIONING HARNESS, with C.A.C.
CG77588	1967-1967		AIR CONDITIONING HARNESS, with C.A.C., early production with separate low blower switch
CG85098	1968-1968		AIR CONDITIONING HARNESS, with C.A.C.
CG97561	1969-1970		AIR CONDITIONING HARNESS, with C.A.C.
AIR CONDITIONING POWER FEED WIRES			
CF19701	1961-1962		A/C POWER FEED WIRE with "Cool Pack", starter solenoid to A/C harness
CF19700	1962-1962		A/C POWER FEED WIRE with C.A.C., starter solenoid to A/C harness
CF39837	1963-1963		A/C POWER FEED WIRE with C.A.C., starter solenoid to A/C harness
CF45640	1964-1964		A/C POWER FEED WIRE, starter solenoid to A/C harness
CH46907	1965-1966		A/C POWER FEED WIRE, C.A.C., horn relay to engine harness
CF39837	1966-1966		A/C POWER FEED WIRE, auto temp control A/C, starter solenoid to A/C harness
CA71260	1967-1968		A/C POWER FEED WIRE, C.A.C., horn relay to A/C harness
CG07656	1969-1970		A/C POWER FEED WIRE, horn relay to A/C harness
ALTERNATOR CONVERSION KITS			
37787	1963-1972		ALTERNATOR CONVERSION KIT, external regulator to internal "CS" alternator Note: This is a plug-in conversion that can be used with 1986 and later "CS" series alternators
27555	1963-1972		ALTERNATOR CONVERSION KIT, external regulator to internal "SI" alternator Note: This is a plug-in conversion that can be used with 1985 and earlier "SI" series alternators
ASSEMBLY MANUALS			
36317	1958-1958		FACTORY ASSEMBLY MANUAL, containing detailed assembly and part information
36318	1959-1959		FACTORY ASSEMBLY MANUAL, containing detailed assembly and part information
36319	1960-1960		FACTORY ASSEMBLY MANUAL, containing detailed assembly and part information
36320	1961-1961		FACTORY ASSEMBLY MANUAL, containing detailed assembly and part information
36321	1962-1962		FACTORY ASSEMBLY MANUAL, containing detailed assembly and part information
36322	1963-1963		FACTORY ASSEMBLY MANUAL, containing detailed assembly and part information
36323	1964-1964		FACTORY ASSEMBLY MANUAL, containing detailed assembly and part information
36324	1965-1965		FACTORY ASSEMBLY MANUAL, containing detailed assembly and part information
36325	1966-1966		FACTORY ASSEMBLY MANUAL, containing detailed assembly and part information
36326	1967-1967		FACTORY ASSEMBLY MANUAL, containing detailed assembly and part information
36327	1968-1968		FACTORY ASSEMBLY MANUAL, containing detailed assembly and part information
36328	1969-1969		FACTORY ASSEMBLY MANUAL, containing detailed assembly and part information
36329	1970-1970		FACTORY ASSEMBLY MANUAL, containing detailed assembly and part information

PART #	YEARS	DATE CODE	DESCRIPTION
36330	1972-1972		FACTORY ASSEMBLY MANUAL, containing detailed assembly and part information
BACKUP LIGHT HARNESSES			
CF83162	1958-1958		BACKUP LIGHT HARNESS, Biscayne & Delray, backup light switch connection to fuse box and rear body connector at rear of car
CF89383	1958-1958		BACKUP LIGHT HARNESS, Impala, backup light switch connection to fuse box and rear body connector at rear of car
CF91701	1959-1959		BACKUP LIGHT EXTENSION HARNESS, rear body harness connector to backup lights
CF91683	1959-1959		BACKUP LIGHT HARNESS, backup light switch connection to fuse box and rear body connector
CF94423	1959-1960		BACKUP LIGHT HARNESS, floor shift manual trans., backup light switch connection to fuse box and rear body connector
CF91683	1960-1960		BACKUP LIGHT HARNESS, fuse box to column mounted backup switch and connection in rear body harness connector
CF16951	1961-1962		BACKUP LIGHT WIRE, manual trans.
CF33626	1963-1963		BACKUP LIGHT EXTENSION, manual trans., dash harness to backup switch Note: Connects to lead wires from trans., mounted backup switch
CF46259	1964-1964		BACKUP LIGHT HARNESS, manual trans., dash to firewall, mates to backup light switch assembly from transmission
CH58879	1965-1966		BACKUP LIGHT HARNESS, manual trans., dash to firewall, mates to backup light switch assembly from transmission
CG70681	1967-1967		BACKUP LIGHT HARNESS, manual trans., dash to firewall, mates to backup light switch assembly from transmission
BRAKE LIGHT HARNESSES			
CF94091	1959-1959		BRAKE WARNING LIGHT, parking brake
CF06709	1960-1960		BRAKE WARNING LIGHT, parking brake
CIGARETTE LIGHTER HARNESSES			
510499	1958-1966		CIGARETTE LIGHTER JUMPER HARNESS, fused
CF92407	1959-1960		CIGARETTE LIGHTER HARNESS, Biscayne
CLOCK HARNESSES			
CF88917	1958-1958		CLOCK HARNESS, dash mounted clock
CF91687	1959-1960		CLOCK HARNESS, dash mounted clock and gen., oil, brake cluster dash light
CF31889	1963-1964		CLOCK HARNESS, BelAir and Biscayne, dash mounted clock Note: Impala clock harness is part of the dash cluster harness
*INFO_02	1963-1964		CLOCK HARNESS, Impala, dash mounted clock (see Dash Instrument Cluster Harness)
CG58212	1965-1965		CLOCK HARNESS, dash mounted dealer accessory clock Note: Dash cluster harness CG57994 already includes this wire
CH46186	1965-1966		CLOCK HARNESS, external dash top mounted clock
CG67986	1966-1966		CLOCK WIRE EXTENSION, for console mounted clock
CH85103	1968-1968		CLOCK HARNESS, dash mounted clock
38297	1969-1970		CLOCK HARNESS, dash mounted clock
COIL WIRES			
CE54438	1958-1962		COIL TO DISTRIBUTOR LEAD WIRE, 6 cyl.
30515	1958-1962		COIL TO DISTRIBUTOR LEAD WIRE, V8
CONSOLE HARNESSES			
CF15110	1962-1962		CONSOLE HARNESS, 'SS' convertible, with courtesy light
CF15105	1962-1962		CONSOLE HARNESS, 'SS' coupe, with courtesy light
CF15206	1963-1963		CONSOLE DOOR LIGHT HARNESS AND SWITCH ASSEMBLY, complete with bulb
CF33535	1963-1963		CONSOLE EXTENSION HARNESS, auto. trans., "SS" Note: Connects dash harness to external neutral safety and backup switch
CF15205	1963-1963		CONSOLE HARNESS, 'SS', with courtesy lights
CF20112	1964-1964		CONSOLE DOOR LIGHT HARNESS AND SWITCH ASSEMBLY, complete with bulb
CF20105	1964-1964		CONSOLE EXTENSION HARNESS, auto. trans.
CF20115	1964-1964		CONSOLE EXTENSION HARNESS, manual trans.
CF20110	1964-1964		CONSOLE HARNESS, all
CG59411	1965-1965		CONSOLE HARNESS, auto. trans., with console clock lead
CG59216	1965-1965		CONSOLE HARNESS, manual trans., with console clock lead
CG67918	1966-1966		CONSOLE HARNESS, auto. trans.
CG67916	1966-1966		CONSOLE HARNESS, auto. trans., with factory console gauges
CG67917	1966-1966		CONSOLE HARNESS, manual trans.
CG67915	1966-1966		CONSOLE HARNESS, manual trans., with factory console gauges

PART #	YEARS	DATE CODE	DESCRIPTION
CF20117	1966-1969		CONSOLE DOOR LIGHT HARNESS AND SWITCH ASSEMBLY, complete with bulb
CG70677	1967-1967		CONSOLE HARNESS, auto. trans.
CG73203	1967-1967		CONSOLE HARNESS, manual trans.
CG85233	1968-1968		CONSOLE HARNESS, auto. trans.
CG85122	1968-1968		CONSOLE HARNESS, manual trans.
38289	1969-1969		CONSOLE HARNESS, auto. trans.
CG97628	1969-1969		CONSOLE HARNESS, manual trans.

COURTESY LIGHT HARNESSES

38428	1959-1959		COURTESY LIGHT HARNESS, for dual interior overhead lights, BelAir and Impala sport coupe and sport sedan
36046	1959-1960		COURTESY LIGHT HARNESS, under dash
32335	1960-1960		COURTESY LIGHT HARNESS, for dual interior overhead lights, BelAir and Impala sport coupe and sport sedan
08780	1961-1961		COURTESY LIGHT HARNESS, side roof rail lamp, Impala sport coupe
38248	1961-1962		COURTESY LIGHT HARNESS, under dash courtesy lights
08780	1961-1964		COURTESY LIGHT HARNESS, side roof rail lamp, Impala sport sedan
CF25105	1962-1962		COURTESY LIGHT HARNESS, coupe, for dual quarter roof lights
CF25505	1963-1964		COURTESY LIGHT HARNESS, coupe, for dual quarter roof lights
38249	1963-1964		COURTESY LIGHT HARNESS, under dash courtesy lights
07160	1965-1965		COURTESY LIGHT HARNESS, dual quarter corner lamp, Caprice
CG56081	1965-1965		COURTESY LIGHT HARNESS, dual quarter corner lamp, sport sedan
CG56082	1965-1966		COURTESY LIGHT HARNESS, dual quarter corner lamp, sport coupe, except Caprice
CG59462	1965-1967		COURTESY LIGHT HARNESS, under dash, convertible
CF62034	1966-1966		COURTESY LIGHT HARNESS, dual quarter corner lamp, Caprice sport coupe
07160	1966-1966		COURTESY LIGHT HARNESS, dual quarter corner lamp, Caprice sport sedan
CG56081	1966-1966		COURTESY LIGHT HARNESS, dual quarter corner lamp, sport sedan, except Caprice
CF62034	1967-1967		COURTESY LIGHT HARNESS, dual quarter corner lamp, Caprice sport coupe
CG76890	1967-1967		COURTESY LIGHT HARNESS, dual quarter corner lamp, Impala sport coupe
CG76841	1967-1967		COURTESY LIGHT HARNESS, dual quarter corner lamp, Impala sport sedan
38180	1969-1970		COURTESY LIGHT HARNESS, under dash

CRUISE CONTROL HARNESSES

CF04907	1960-1960		CRUISE CONTROL ADAPTER HARNESS, all with V8 and manual trans. Note: This attaches to the clutch pedal switch and disengages the cruise if the clutch pedal is depressed
CF04906	1960-1960		CRUISE CONTROL HARNESS, all with V8
CG50430	1965-1966		CRUISE CONTROL HARNESS
CA70647	1967-1967		CRUISE CONTROL HARNESS
CA85097	1968-1968		CRUISE CONTROL HARNESS
CA97641	1969-1970		CRUISE CONTROL HARNESS

DASH / INSTRUMENT PANEL HARNESSES

CF30105	1958-1958		DASH HARNESS, all
CF30120	1959-1959		DASH HARNESS, auto. trans., BelAir, Impala and El Camino
CF30123	1959-1959		DASH HARNESS, auto. trans., Biscayne
CF30121	1959-1959		DASH HARNESS, manual trans., BelAir, Impala and El Camino
CF30124	1959-1959		DASH HARNESS, manual trans., Biscayne
CF30125	1960-1960		DASH HARNESS, auto. trans., BelAir, Biscayne, Impala and El Camino
CF30127	1960-1960		DASH HARNESS, manual trans., BelAir, Biscayne, Impala and El Camino
CF30130	1961-1961		DASH HARNESS, auto. trans., BelAir
CF30135	1961-1961		DASH HARNESS, auto. trans., Biscayne
CF30145	1961-1961		DASH HARNESS, auto. trans., Impala
CF30133	1961-1961		DASH HARNESS, manual trans., BelAir
CF30140	1961-1961		DASH HARNESS, manual trans., Biscayne
CF30150	1961-1961		DASH HARNESS, manual trans., Impala
CF30154	1962-1962		DASH HARNESS, auto. trans., BelAir

PART #	YEARS	DATE CODE	DESCRIPTION
CF30153	1962-1962		DASH HARNESS, auto. trans., Biscayne
CF30155	1962-1962		DASH HARNESS, auto. trans., Impala
CF30157	1962-1962		DASH HARNESS, manual trans., BelAir
CF30156	1962-1962		DASH HARNESS, manual trans., Biscayne
CF30158	1962-1962		DASH HARNESS, manual trans., Impala
CF30159	1963-1963		DASH HARNESS, auto. trans., BelAir Note: This harness is used with a DASH INSTRUMENT CLUSTER HARNESS
CF30161	1963-1963		DASH HARNESS, auto. trans., Biscayne Note: This harness is used with a DASH INSTRUMENT CLUSTER HARNESS
CF30160	1963-1963		DASH HARNESS, auto. trans., Impala Note: This harness is used with a DASH INSTRUMENT CLUSTER HARNESS
CF30163	1963-1963		DASH HARNESS, manual trans., BelAir Note: This harness is used with a DASH INSTRUMENT CLUSTER HARNESS
CF30162	1963-1963		DASH HARNESS, manual trans., Biscayne Note: This harness is used with a DASH INSTRUMENT CLUSTER HARNESS
CF30164	1963-1963		DASH HARNESS, manual trans., Impala Note: This harness is used with a DASH INSTRUMENT CLUSTER HARNESS
CF31160	1963-1963		DASH INSTRUMENT CLUSTER HARNESS, BelAir and Biscayne
CF31161	1963-1963		DASH INSTRUMENT CLUSTER HARNESS, Impala, includes clock wiring
CF30170	1964-1964		DASH HARNESS, auto. or manual trans., console shift, Impala Note: This harness is used with a DASH INSTRUMENT CLUSTER HARNESS
CF30169	1964-1964		DASH HARNESS, auto. or manual trans., console shift, Impala, with A/C Note: This harness is used with a DASH INSTRUMENT CLUSTER HARNESS
CF30167	1964-1964		DASH HARNESS, auto. trans., column shift, BelAir Note: This harness is used with a DASH INSTRUMENT CLUSTER HARNESS
CF30168	1964-1964		DASH HARNESS, auto. trans., column shift, Biscayne Note: This harness is used with a DASH INSTRUMENT CLUSTER HARNESS
CF30166	1964-1964		DASH HARNESS, auto. trans., column shift, Impala Note: This harness is used with a DASH INSTRUMENT CLUSTER HARNESS
CF30165	1964-1964		DASH HARNESS, auto. trans., column shift, Impala, with A/C Note: This harness is used with a DASH INSTRUMENT CLUSTER HARNESS
CF30173	1964-1964		DASH HARNESS, manual trans., column shift, BelAir Note: This harness is used with a DASH INSTRUMENT CLUSTER HARNESS
CF30172	1964-1964		DASH HARNESS, manual trans., column shift, Biscayne Note: This harness is used with a DASH INSTRUMENT CLUSTER HARNESS
CF30174	1964-1964		DASH HARNESS, manual trans., column shift, Impala Note: This harness is used with a DASH INSTRUMENT CLUSTER HARNESS
CF31177	1964-1964		DASH INSTRUMENT CLUSTER HARNESS, BelAir and Biscayne
CF31175	1964-1964		DASH INSTRUMENT CLUSTER HARNESS, Impala, includes clock wiring
CG59086	1965-1965		DASH HARNESS, column shift auto. trans., with warning lights Note: This harness is used with a DASH INSTRUMENT CLUSTER HARNESS
CG59292	1965-1965		DASH HARNESS, column shift auto. trans., with warning lights and A/C Note: This harness is used with a DASH INSTRUMENT CLUSTER HARNESS
CG59090	1965-1965		DASH HARNESS, column shift auto. trans., with warning lights and under dash courtesy lights Note: This harness is used with a DASH INSTRUMENT CLUSTER HARNESS
CG59082	1965-1965		DASH HARNESS, column shift manual trans., with warning lights Note: This harness is used with a DASH INSTRUMENT CLUSTER HARNESS
CG59089	1965-1965		DASH HARNESS, column shift manual trans., with warning lights and under dash courtesy lights Note: This harness is used with a DASH INSTRUMENT CLUSTER HARNESS
CG59219	1965-1965		DASH HARNESS, console shift auto. trans., with factory gauges and under dash courtesy lights Note: This harness is used with a DASH INSTRUMENT CLUSTER HARNESS
CG59294	1965-1965		DASH HARNESS, console shift auto. trans., with factory gauges, A/C, and under dash courtesy lights Note: This harness is used with a DASH INSTRUMENT CLUSTER HARNESS
CG59218	1965-1965		DASH HARNESS, console shift manual trans., with factory gauges and under dash courtesy lights Note: This harness is used with a DASH INSTRUMENT CLUSTER HARNESS
CG59293	1965-1965		DASH HARNESS, console shift manual trans., with factory gauges, A/C, and under dash courtesy lights Note: This harness is used with a DASH INSTRUMENT CLUSTER HARNESS
CG57995	1965-1965		DASH INSTRUMENT CLUSTER HARNESS, with factory gauges
CG57994	1965-1965		DASH INSTRUMENT CLUSTER HARNESS, with warning lights
CG60693	1966-1966		DASH HARNESS, column shift auto. trans., with warning lights

PART #	YEARS	DATE CODE	DESCRIPTION
CG60694	1966-1966		DASH HARNESS, column shift auto. trans., with warning lights and A/C
CG60690	1966-1966		DASH HARNESS, column shift manual trans., with warning lights
CG60695	1966-1966		DASH HARNESS, console shift auto. trans.
CG60697	1966-1966		DASH HARNESS, console shift auto. trans., with A/C
CG60691	1966-1966		DASH HARNESS, console shift manual trans.
CG60696	1966-1966		DASH HARNESS, console shift manual trans., with A/C
CG71899	1967-1967		DASH HARNESS, column shift auto. trans., with factory gauges
CG71900	1967-1967		DASH HARNESS, column shift auto. trans., with factory gauges and A/C
CG71894	1967-1967		DASH HARNESS, column shift auto. trans., with warning lights
CG71897	1967-1967		DASH HARNESS, column shift auto. trans., with warning lights and A/C
CG71895	1967-1967		DASH HARNESS, column shift auto. trans., with warning lights and under dash courtesy lights
CG73211	1967-1967		DASH HARNESS, console shift auto. trans., with factory gauges
CG73212	1967-1967		DASH HARNESS, console shift auto. trans., with factory gauges and A/C
CG73206	1967-1967		DASH HARNESS, console shift auto. trans., with warning lights
CG73208	1967-1967		DASH HARNESS, console shift auto. trans., with warning lights and A/C
CG73209	1967-1967		DASH HARNESS, console shift manual trans., with factory gauges
CG73210	1967-1967		DASH HARNESS, console shift manual trans., with factory gauges and A/C
CG73205	1967-1967		DASH HARNESS, console shift manual trans., with warning lights
CG73207	1967-1967		DASH HARNESS, console shift manual trans., with warning lights and A/C
CG85017	1968-1968		DASH HARNESS, column shift auto. trans., with factory gauges
CG85018	1968-1968		DASH HARNESS, column shift auto. trans., with factory gauges and A/C
CG85004	1968-1968		DASH HARNESS, column shift auto. trans., with warning lights
CG85005	1968-1968		DASH HARNESS, column shift auto. trans., with warning lights and under dash courtesy lights
CG85011	1968-1968		DASH HARNESS, column shift auto. trans., with warning lights, A/C and under dash courtesy lights
CG85002	1968-1968		DASH HARNESS, column shift manual trans., with warning lights
CG85024	1968-1968		DASH HARNESS, console shift auto. trans., with factory gauges
CG85026	1968-1968		DASH HARNESS, console shift auto. trans., with factory gauges and A/C
CG85015	1968-1968		DASH HARNESS, console shift auto. trans., with warning lights
38429	1968-1968		DASH HARNESS, console shift auto. trans., with warning lights, with A/C
CG85023	1968-1968		DASH HARNESS, console shift manual trans., with factory gauges
CG85025	1968-1968		DASH HARNESS, console shift manual trans., with factory gauges and A/C
CG85008	1968-1968		DASH HARNESS, console shift manual trans., with warning lights
CG97624	1969-1969		DASH HARNESS, all manual trans. Note: Customer must supply original harness for the dash light pods, overhead lamp sockets, terminals
CG97625	1969-1969		DASH HARNESS, all manual trans., with A/C Note: Customer must supply original harness for the dash light pods, overhead lamp sockets, terminals
35370	1969-1969		DASH HARNESS, auto. trans., with A/C and gauges (Special police car only application) Note: Customer must supply original harness for the dash light pods, overhead lamp sockets, terminals
CG97511	1969-1969		DASH HARNESS, column shift auto. trans., with A/C Note: Customer must supply original harness for the dash light pods, overhead lamp sockets, terminals
CG97510	1969-1969		DASH HARNESS, column shift auto. trans., with under dash courtesy lights, and clock. Note: Customer must supply original harness for the dash light pods, overhead lamp sockets, terminals
CG97626	1969-1969		DASH HARNESS, console shift auto. trans. Note: Customer must supply original harness for the dash light pods, overhead lamp sockets, terminals
CG97627	1969-1969		DASH HARNESS, console shift auto. trans., with A/C. Note: Customer must supply original harness for the dash light pods, overhead lamp sockets, terminals
CG01315	1970-1970		DASH HARNESS, column shift auto. trans. Note: Customer must supply original harness for the dash light pods, overhead lamp sockets, terminals

PART #	YEARS	DATE CODE	DESCRIPTION
CG01319	1970-1970		DASH HARNESS, column shift auto. trans., with A/C Note: Customer must supply original harness for the dash light pods, overhead lamp sockets, terminals
CG01431	1970-1970		DASH HARNESS, column shift auto. trans., with A/C, clock and under dash courtesy lights Note: Customer must supply original harness for the dash light pods, overhead lamp sockets, terminals
CG01515	1970-1970		DASH HARNESS, column shift auto. trans., with headlight delay timing Note: Customer must supply original harness for the dash light pods, overhead lamp sockets, terminals
CG01312	1970-1970		DASH HARNESS, column shift manual trans., with clock and under dash courtesy lights Note: Customer must supply original harness for the dash light pods, overhead lamp sockets, terminals
CG11706	1971-1971		DASH HARNESS EXTENSION, for ignition and neutral safety switch Note: This harness connects to the DASH HARNESS to complete under dash wiring
CG11703	1971-1971		DASH HARNESS, column shift auto. Note: This harness connects to the DASH INSTRUMENT CLUSTER HARNESS and DASH EXTENSION HARNESS to complete under dash wiring
CG11698	1971-1971		DASH INSTRUMENT CLUSTER HARNESS, all Note: This harness connects to the DASH HARNESS to complete under dash wiring

DOME LIGHT HARNESSES

o8490	1958-1958		DOME LIGHT HARNESS, BelAir 2 door sedan
o8490	1958-1958		DOME LIGHT HARNESS, BelAir sport coupe
o8490	1958-1958		DOME LIGHT HARNESS, Biscayne 2 door sedan
o8490	1958-1958		DOME LIGHT HARNESS, Delray 2 door sedan
o8490	1958-1958		DOME LIGHT HARNESS, Delray utility sedan
38129	1958-1958		DOME LIGHT HARNESS, Impala 2 door hardtop
32400	1959-1959		DOME LIGHT FEED AND GROUND, all wagons
37413	1961-1962		DOME LIGHT HARNESS, all Biscayne and BelAir 2 and 4 door models
37413	1962-1962		DOME LIGHT HARNESS, Impala 4 door sedan
o8005	1965-1967		DOME LIGHT HARNESS

DOOR JAMB HARNESSES

CF38561	1961-1962		DOOR JAMB COURTESY LIGHT SWITCH EXTENSION HARNESS, passenger side
CF49762	1964-1964		DOOR JAMB COURTESY LIGHT SWITCH EXTENSION HARNESS, passenger side
CG07610	1969-1970		DOOR JAMB COURTESY LIGHT SWITCH EXTENSION HARNESS, driver side

ENGINE / STARTER HARNESSES

CF40135	1958-1958		ENGINE HARNESS STARTER MOTOR JUMPER, 348 c.i.
CF40110	1958-1958		ENGINE HARNESS, 6 cyl., auto. trans.
CF40105	1958-1958		ENGINE HARNESS, 6 cyl., manual trans.
CF40122	1958-1958		ENGINE HARNESS, V8, 283 c.i., auto. trans.
CF40122H	1958-1958		ENGINE HARNESS, V8, 283 c.i., auto. trans., except F.I., with HEI Note: This harness is modified for use with an HEI distributor
CF40120	1958-1958		ENGINE HARNESS, V8, 283 c.i., F.I., auto. trans.
CF40115	1958-1958		ENGINE HARNESS, V8, 283 c.i., F.I., manual trans.
CF40123	1958-1958		ENGINE HARNESS, V8, 283 c.i., manual trans.
CF40123H	1958-1958		ENGINE HARNESS, V8, 283 c.i., manual trans., except F.I., with HEI Note: This harness is modified for use with an HEI distributor
CF40130	1958-1958		ENGINE HARNESS, V8, 348 c.i., auto. trans.
CF40130H	1958-1958		ENGINE HARNESS, V8, 348 c.i., auto. trans., except F.I., with HEI Note: This harness is modified for use with an HEI distributor
CF40125	1958-1958		ENGINE HARNESS, V8, 348 c.i., manual trans.
CF40125H	1958-1958		ENGINE HARNESS, V8, 348 c.i., manual trans., except F.I., with HEI Note: This harness is modified for use with an HEI distributor
CF40145	1959-1959		ENGINE HARNESS, 6 cyl.
CF40141	1959-1959		ENGINE HARNESS, V8, 283 c.i.
CF40141H	1959-1959		ENGINE HARNESS, V8, 283 c.i., except F.I., with HEI Note: This harness is modified for use with an HEI distributor
CF40143	1959-1959		ENGINE HARNESS, V8, 283 c.i., F.I.

PART #	YEARS	DATE CODE	DESCRIPTION
CF40142	1959-1959		ENGINE HARNESS, V8, 348 c.i., except solid lifter special high perf. option Note: This harness uses an internal resistance wire to the coil
CF40142H	1959-1959		ENGINE HARNESS, V8, 348 c.i., except solid lifter special high perf. option, with HEI Note: This harness is modified for use with an HEI distributor
CF40140	1959-1960		ENGINE HARNESS, V8, 348 c.i., with solid lifter special high perf. option Note: This harness uses an internal resistance wire to the coil
CF40140H	1959-1960		ENGINE HARNESS, V8, 348 c.i., with solid lifter special high perf. option, with HEI Note: This harness is modified for use with an HEI distributor
CF40160	1960-1960		ENGINE HARNESS, 6 cyl.
CF40155	1960-1960		ENGINE HARNESS, V8
CF40155H	1960-1960		ENGINE HARNESS, V8, with HEI Note: This harness is modified for use with an HEI distributor
CF40150	1960-1960		ENGINE HARNESS, V8, 348 c.i., except solid lifter special high perf. option Note: This harness uses an internal resistance wire to the coil
CF40150H	1960-1960		ENGINE HARNESS, V8, 348 c.i., except solid lifter special high perf. option, with HEI Note: This harness is modified for use with an HEI distributor
CF40165	1961-1961		ENGINE HARNESS, 6 cyl.
CF40170	1961-1961		ENGINE HARNESS, V8, 283 c.i.
CF40170H	1961-1961		ENGINE HARNESS, V8, 283 c.i., with HEI Note: This harness is modified for use with an HEI distributor
CF40175	1961-1961		ENGINE HARNESS, V8, 348 c.i., except solid lifter special high perf. option Note: This harness uses an internal resistance wire to the coil
CF40175H	1961-1961		ENGINE HARNESS, V8, 348 c.i., except solid lifter special high perf. option, with HEI Note: This harness is modified for use with an HEI distributor
CF40180	1961-1961		ENGINE HARNESS, V8, 348-409 c.i., with solid lifter special high perf. option Note: This harness uses an internal resistance wire to the coil
CF40180H	1961-1961		ENGINE HARNESS, V8, 348-409 c.i., with solid lifter special high perf. option, with HEI Note: This harness is modified for use with an HEI distributor
CF40190	1962-1962		ENGINE HARNESS, 6 cyl.
CF40185	1962-1962		ENGINE HARNESS, V8, 283, 327 c.i.
CF40185H	1962-1962		ENGINE HARNESS, V8, 283, 327 c.i., with HEI Note: This harness is modified for use with an HEI distributor
CF40195	1962-1962		ENGINE HARNESS, V8, 409 c.i.
CF40195H	1962-1962		ENGINE HARNESS, V8, 409 c.i., with HEI Note: This harness is modified for use with an HEI distributor
CF40200	1963-1963		ENGINE HARNESS, 6 cyl.
CF40205	1963-1963		ENGINE HARNESS, V8, 283, 327 c.i.
CF40205H	1963-1963		ENGINE HARNESS, V8, 283, 327 c.i., with HEI Note: This harness is modified for use with an HEI distributor
CF40210	1963-1963		ENGINE HARNESS, V8, 409 c.i.
CF40210H	1963-1963		ENGINE HARNESS, V8, 409 c.i., with HEI Note: This harness is modified for use with an HEI distributor
CF40215	1964-1964		ENGINE HARNESS, 6 cyl.
CF40220	1964-1964		ENGINE HARNESS, V8, 283, 327 c.i.
CF40220H	1964-1964		ENGINE HARNESS, V8, 283, 327 c.i., with HEI Note: This harness is modified for use with an HEI distributor
CF40225	1964-1964		ENGINE HARNESS, V8, 409 c.i.
CF40225H	1964-1964		ENGINE HARNESS, V8, 409 c.i., with HEI Note: This harness is modified for use with an HEI distributor
CG56763	1965-1965		ENGINE HARNESS, 6 cyl., with factory gauges and A/C
CG56864	1965-1965		ENGINE HARNESS, V8, 396 c.i., with factory gauges and A/C
CG56864H	1965-1965		ENGINE HARNESS, V8, 396 c.i., with factory gauges and A/C, with HEI Note: This harness is modified for use with an HEI distributor
CG56862	1965-1965		ENGINE HARNESS, V8, 396 c.i., with factory gauges,
CG56862H	1965-1965		ENGINE HARNESS, V8, 396 c.i., with factory gauges, with HEI Note: This harness is modified for use with an HEI distributor
CG56863	1965-1965		ENGINE HARNESS, V8, 396 c.i., with warning lights and A/C, (except Comfortron A/C)
CG56863H	1965-1965		ENGINE HARNESS, V8, 396 c.i., with warning lights and A/C, (except Comfortron A/C), with HEI Note: This harness is modified for use with an HEI distributor

PART #	YEARS	DATE CODE	DESCRIPTION
CG56861	1965-1965		ENGINE HARNESS, V8, 396 c.i., with warning lights,
CG56861H	1965-1965		ENGINE HARNESS, V8, 396 c.i., with warning lights, with HEI Note: This harness is modified for use with an HEI distributor
CG56765	1965-1965		ENGINE HARNESS, V8, 409 c.i., with factory gauges and A/C
CG56765H	1965-1965		ENGINE HARNESS, V8, 409 c.i., with factory gauges and A/C, with HEI Note: This harness is modified for use with an HEI distributor
CG58078	1965-1965		ENGINE HARNESS, V8, 409 c.i., with factory gauges,
CG58078H	1965-1965		ENGINE HARNESS, V8, 409 c.i., with factory gauges, with HEI Note: This harness is modified for use with an HEI distributor
CG56762	1965-1965		ENGINE HARNESS, V8, 409 c.i., with warning lights and A/C, (except Comfortron A/C)
CG56762H	1965-1965		ENGINE HARNESS, V8, 409 c.i., with warning lights and A/C, (except Comfortron A/C), with HEI Note: This harness is modified for use with an HEI distributor
CG58075	1965-1965		ENGINE HARNESS, V8, 409 c.i., with warning lights,
CG58075H	1965-1965		ENGINE HARNESS, V8, 409 c.i., with warning lights, with HEI Note: This harness is modified for use with an HEI distributor
CG59098	1965-1966		ENGINE HARNESS, 6 cyl., with factory gauges
CG59095	1965-1966		ENGINE HARNESS, 6 cyl., with warning lights
CG56760	1965-1966		ENGINE HARNESS, 6 cyl., with warning lights and A/C, (except Comfortron A/C)
CG56764	1965-1966		ENGINE HARNESS, V8, 283, 327 c.i., with factory gauges and A/C, (except Comfortron A/C)
CG56764H	1965-1966		ENGINE HARNESS, V8, 283, 327 c.i., with factory gauges and A/C, (except Comfortron A/C), with HEI Note: This harness is modified for use with an HEI distributor
CG59099	1965-1966		ENGINE HARNESS, V8, 283, 327 c.i., with factory gauges,
CG59099H	1965-1966		ENGINE HARNESS, V8, 283, 327 c.i., with factory gauges, with HEI Note: This harness is modified for use with an HEI distributor
CG56761	1965-1966		ENGINE HARNESS, V8, 283, 327 c.i., with warning lights and A/C, (except Comfortron A/C)
CG56761H	1965-1966		ENGINE HARNESS, V8, 283, 327 c.i., with warning lights and A/C, (except Comfortron A/C), with HEI Note: This harness is modified for use with an HEI distributor
CG59096	1965-1966		ENGINE HARNESS, V8, 283, 327 c.i., with warning lights,
CG59096H	1965-1966		ENGINE HARNESS, V8, 283, 327 c.i., with warning lights, with HEI Note: This harness is modified for use with an HEI distributor
CG56763	1966-1966		ENGINE HARNESS, 6 cyl., with factory gauges and A/C, (except Comfortron A/C)
CG67147	1966-1966		ENGINE HARNESS, V8, 396, 427 c.i., with factory gauges and A/C, (except Comfortron A/C)
CG67147H	1966-1966		ENGINE HARNESS, V8, 396, 427 c.i., with factory gauges and A/C, (except Comfortron A/C), with HEI Note: This harness is modified for use with an HEI distributor
CG61745	1966-1966		ENGINE HARNESS, V8, 396, 427 c.i., with factory gauges,
CG61745H	1966-1966		ENGINE HARNESS, V8, 396, 427 c.i., with factory gauges, with HEI Note: This harness is modified for use with an HEI distributor
CG67146	1966-1966		ENGINE HARNESS, V8, 396, 427 c.i., with warning lights and A/C, (except Comfortron A/C)
CG67146H	1966-1966		ENGINE HARNESS, V8, 396, 427 c.i., with warning lights and A/C, (except Comfortron A/C), with HEI Note: This harness is modified for use with an HEI distributor
CG67144	1966-1966		ENGINE HARNESS, V8, 396, 427 c.i., with warning lights,
CG67144H	1966-1966		ENGINE HARNESS, V8, 396, 427 c.i., with warning lights, with HEI Note: This harness is modified for use with an HEI distributor
CG71933	1967-1967		ENGINE HARNESS, 6 cyl., with warning lights
CG71935	1967-1967		ENGINE HARNESS, 6 cyl., with warning lights and A/C
CG71978	1967-1967		ENGINE HARNESS, V8, 283, 327 c.i., with factory gauges and A/C
CG71978H	1967-1967		ENGINE HARNESS, V8, 283, 327 c.i., with factory gauges and A/C, with HEI Note: This harness is modified for use with an HEI distributor
CG71977	1967-1967		ENGINE HARNESS, V8, 283, 327 c.i., with factory gauges,
CG71977H	1967-1967		ENGINE HARNESS, V8, 283, 327 c.i., with factory gauges, with HEI Note: This harness is modified for use with an HEI distributor
CG70486	1967-1967		ENGINE HARNESS, V8, 283, 327 c.i., with warning lights and A/C
CG70486H	1967-1967		ENGINE HARNESS, V8, 283, 327 c.i., with warning lights and A/C, with HEI Note: This harness is modified for use with an HEI distributor
CG71974	1967-1967		ENGINE HARNESS, V8, 283, 327 c.i., with warning lights,
CG71974H	1967-1967		ENGINE HARNESS, V8, 283, 327 c.i., with warning lights, with HEI Note: This harness is modified for use with an HEI distributor
CG71991	1967-1967		ENGINE HARNESS, V8, 396, 427 c.i., with factory gauges and A/C

PART #	YEARS	DATE CODE	DESCRIPTION
CG71991H	1967-1967		ENGINE HARNESS, V8, 396, 427 c.i., with factory gauges and A/C, with HEI Note: This harness is modified for use with an HEI distributor
CG71990	1967-1967		ENGINE HARNESS, V8, 396, 427 c.i., with factory gauges,
CG71990H	1967-1967		ENGINE HARNESS, V8, 396, 427 c.i., with factory gauges, with HEI Note: This harness is modified for use with an HEI distributor
CG71989	1967-1967		ENGINE HARNESS, V8, 396, 427 c.i., with warning lights and A/C
CG71989H	1967-1967		ENGINE HARNESS, V8, 396, 427 c.i., with warning lights and A/C, with HEI Note: This harness is modified for use with an HEI distributor
CG71988	1967-1967		ENGINE HARNESS, V8, 396, 427 c.i., with warning lights,
CG71988H	1967-1967		ENGINE HARNESS, V8, 396, 427 c.i., with warning lights, with HEI Note: This harness is modified for use with an HEI distributor
CG85006	1968-1968		ENGINE HARNESS, 6 cyl., with warning lights
CG85192	1968-1968		ENGINE HARNESS, 6 cyl., with warning lights and carb. idle stop solenoid
CG85007	1968-1968		ENGINE HARNESS, V8, 307, 327 c.i., with warning lights
CG85007H	1968-1968		ENGINE HARNESS, V8, 307, 327 c.i., with warning lights, with HEI Note: This harness is modified for use with an HEI distributor
CG85269	1968-1968		ENGINE HARNESS, V8, 396, 427 c.i., with warning lights
CG85269H	1968-1968		ENGINE HARNESS, V8, 396, 427 c.i., with warning lights, with HEI Note: This harness is modified for use with an HEI distributor
CG85223	1968-1968		ENGINE HARNESS, V8, with factory gauges and A/C
CG85223H	1968-1968		ENGINE HARNESS, V8, with factory gauges and A/C, with HEI Note: This harness is modified for use with an HEI distributor
CG85270	1968-1968		ENGINE HARNESS, V8, with factory gauges,
CG85270H	1968-1968		ENGINE HARNESS, V8, with factory gauges, with HEI Note: This harness is modified for use with an HEI distributor
CG85192	1969-1969		ENGINE HARNESS, 6 cyl., with warning lights
CG97636	1969-1969		ENGINE HARNESS, V8, 327, 350 c.i., with warning lights and A/C
CG97636H	1969-1969		ENGINE HARNESS, V8, 327, 350 c.i., with warning lights and A/C, with HEI Note: This harness is modified for use with an HEI distributor
CG97635	1969-1969		ENGINE HARNESS, V8, 327, 350 c.i., with warning lights,
CG97635H	1969-1969		ENGINE HARNESS, V8, 327, 350 c.i., with warning lights, with HEI Note: This harness is modified for use with an HEI distributor
CG97634	1969-1969		ENGINE HARNESS, V8, 396, 427 c.i., with warning lights
CG97634H	1969-1969		ENGINE HARNESS, V8, 396, 427 c.i., with warning lights, with HEI Note: This harness is modified for use with an HEI distributor
CG01363	1970-1970		ENGINE HARNESS, 6 cyl., with auto. trans.
CG01362	1970-1970		ENGINE HARNESS, 6 cyl., with manual trans.
CG01369	1970-1970		ENGINE HARNESS, V8, 350, 400 c.i., with auto. trans and A/C
CG01369H	1970-1970		ENGINE HARNESS, V8, 350, 400 c.i., with auto. trans and A/C, with HEI Note: This harness is modified for use with an HEI distributor
CG01588	1970-1970		ENGINE HARNESS, V8, 350, 400 c.i., with auto. trans.
CG01588H	1970-1970		ENGINE HARNESS, V8, 350, 400 c.i., with auto. trans., with HEI Note: This harness is modified for use with an HEI distributor
CG01361	1970-1970		ENGINE HARNESS, V8, 350, 400 c.i., with manual trans.
CG01361H	1970-1970		ENGINE HARNESS, V8, 350, 400 c.i., with manual trans., with HEI Note: This harness is modified for use with an HEI distributor
CG01619	1970-1970		ENGINE HARNESS, V8, 350, 400 c.i., with TH400 auto. trans. and A/C
CG01619H	1970-1970		ENGINE HARNESS, V8, 350, 400 c.i., with TH400 auto. trans. and A/C, with HEI Note: This harness is modified for use with an HEI distributor
CG01762	1970-1970		ENGINE HARNESS, V8, 350, 400 c.i., with TH400 auto. trans.,
CG01762H	1970-1970		ENGINE HARNESS, V8, 350, 400 c.i., with TH400 auto. trans., with HEI Note: This harness is modified for use with an HEI distributor
CG01368	1970-1970		ENGINE HARNESS, V8, 402, 454 c.i., with TH400 auto. trans and A/C
CG01368H	1970-1970		ENGINE HARNESS, V8, 402, 454 c.i., with TH400 auto. trans and A/C, with HEI Note: This harness is modified for use with an HEI distributor
CG01618	1970-1970		ENGINE HARNESS, V8, 402, 454 c.i., with TH400 auto. trans.
CG01618H	1970-1970		ENGINE HARNESS, V8, 402, 454 c.i., with TH400 auto. trans., with HEI Note: This harness is modified for use with an HEI distributor

PART #	YEARS	DATE CODE	DESCRIPTION
CG11726	1971-1971		ENGINE HARNESS, 6 cyl., with auto. trans.
CG11727	1971-1971		ENGINE HARNESS, 6 cyl., with manual trans.
CG11728	1971-1971		ENGINE HARNESS, V8, 350, 400 c.i., with auto. trans.
CG11728H	1971-1971		ENGINE HARNESS, V8, 350, 400 c.i., with auto. trans., with HEI Note: This harness is modified for use with an HEI distributor
CG11729	1971-1971		ENGINE HARNESS, V8, 350, 400 c.i., with manual trans.
CG11729H	1971-1971		ENGINE HARNESS, V8, 350, 400 c.i., with manual trans., with HEI Note: This harness is modified for use with an HEI distributor
CG11731	1971-1971		ENGINE HARNESS, V8, 350, 400 c.i., with TH400 auto. trans.
CG11731H	1971-1971		ENGINE HARNESS, V8, 350, 400 c.i., with TH400 auto. trans., with HEI Note: This harness is modified for use with an HEI distributor
CG11888	1971-1971		ENGINE HARNESS, V8, 402, 454 c.i., with TH400 auto. trans.
CG11888H	1971-1971		ENGINE HARNESS, V8, 402, 454 c.i., with TH400 auto. trans., with HEI Note: This harness is modified for use with an HEI distributor
38292	1972-1972		ENGINE HARNESS, 6 cyl.
38294	1972-1972		ENGINE HARNESS, V8, all big block, with TH400 auto. trans.
38293	1972-1972		ENGINE HARNESS, V8, all small block, with TH350 auto. trans.
CA21951	1972-1972		ENGINE HARNESS, V8, small block, TH400 auto. trans., with warning lights
CA38222	1973-1973		ENGINE HARNESS, V8, TH400 auto. trans., with warning lights
CA31986	1973-1973		ENGINE HARNESS, V8, with warning lights
38272	1973-1974		ENGINE HARNESS, V8, 396-454 c.i., with TH400 auto. trans., with warning lights, w/o TCS
38805	1974-1974		ENGINE HARNESS, V8, 396-454 c.i., TH400 auto. trans., with warning lights, with HEI
CA48362	1974-1974		ENGINE HARNESS, V8, auto. trans., with warning lights, w/o TCS
CA48370	1974-1974		ENGINE HARNESS, V8, TH400 auto. trans., with warning lights
CH58448	1975-1975		ENGINE HARNESS, V8, 396-454 c.i., TH400 auto. trans., with warning lights, with HEI
CA58442	1975-1975		ENGINE HARNESS, V8, auto. trans., with warning lights
38295	1975-1975		ENGINE HARNESS, V8, with TH400 auto. trans.
CA58442	1976-1976		ENGINE HARNESS, V8, 350 c.i.
			ENGINE ALTERNATOR CONVERSION KITS
37787	1972-1972		ALTERNATOR CONVERSION KIT, external regulator to internal "CS" alternator Note: This is a plug-in conversion that can be used with 1986 and later "CS" series alternators
27555	1972-1972		ALTERNATOR CONVERSION KIT, external regulator to internal "SI" alternator Note: This is a plug-in conversion that can be used with 1985 and earlier "SI" series alternators
			FRONT LIGHT ALTERNATOR CONVERSION KITS
37787	1963-1971		ALTERNATOR CONVERSION KIT, external regulator to internal "CS" alternator Note: This is a plug-in conversion that can be used with a 1986 and later "CS" series alternators
27555	1963-1971		ALTERNATOR CONVERSION KIT, external regulator to internal "SI" alternator Note: This is a plug-in conversion that can be used with 1985 and earlier "SI" series alternators
			FRONT LIGHT HARNESSES
CF50110	1958-1958		FRONT LIGHT HARNESS, 6 cyl.
CF50112	1958-1958		FRONT LIGHT HARNESS, 6 cyl., with H.D. generator Note: Used only with 1106985 generator
CF50115	1958-1958		FRONT LIGHT HARNESS, front parking light bar wiring
CF50111	1958-1958		FRONT LIGHT HARNESS, V8, with air suspension
CF50113	1958-1958		FRONT LIGHT HARNESS, V8, with H.D. generator Note: Used only with 1106985 generator
35590	1958-1958		FRONT LIGHT HARNESS, V8, with internal regulator alternator - ALTDI Note: Requires use of Delco #1709A or GM #12339243 horn relay Note: Can only be used with 1985 and earlier series alternator
35590PI	1958-1958		FRONT LIGHT HARNESS, V8, with internal regulator alternator - ALTPI Note: Requires use of Delco #1709A or GM #12339243 horn relay Note: Modified for passenger side 1985 and earlier "SI" series internal regulator alternator
CF50114	1958-1958		FRONT LIGHT HARNESS, V8, with stock generator
CF50118	1959-1959		FRONT LIGHT HARNESS, 6 cyl.
CF50119	1959-1959		FRONT LIGHT HARNESS, 6 cyl., with H.D. generator Note: Used only with 1106985 or 1117070 generators

PART #	YEARS	DATE CODE	DESCRIPTION
CF50121	1959-1959		FRONT LIGHT HARNESS, V8, with H.D. generator Note: Used only with 1106985 or 1117070 generators
35390	1959-1959		FRONT LIGHT HARNESS, V8, with internal regulator alternator - ALTDI Note: Requires use of Delco #1709A or GM #12339243 horn relay Note: Modified for driver side 1985 and earlier "SI" series internal regulator alternator
35390PI	1959-1959		FRONT LIGHT HARNESS, V8, with internal regulator alternator - ALTPI Note: Requires use of Delco #1709A or GM #12339243 horn relay Note: Modified for passenger side 1985 and earlier "SI" series internal regulator alternator
CF50120	1959-1959		FRONT LIGHT HARNESS, V8, with stock generator
CF50128	1960-1960		FRONT LIGHT HARNESS, 6 cyl.
CF50125	1960-1960		FRONT LIGHT HARNESS, 6 cyl., with H.D. generator Note: Used only with 1106681 generator
CF50127	1960-1960		FRONT LIGHT HARNESS, V8, with H.D. generator Note: Used only with 1106681 generator
38304	1960-1960		FRONT LIGHT HARNESS, V8, with internal regulator alternator - ALTDI Note: Requires use of Delco #1709A or GM #12339243 horn relay Note: Modified for driver side 1985 and earlier "SI" series internal regulator alternator
38304PI	1960-1960		FRONT LIGHT HARNESS, V8, with internal regulator alternator - ALTPI Note: Requires use of Delco #1709A or GM #12339243 horn relay Note: Modified for passenger side 1985 and earlier "SI" series internal regulator alternator
CF50126	1960-1960		FRONT LIGHT HARNESS, V8, with stock generator
CF50129	1961-1961		FRONT LIGHT HARNESS, 6 cyl.
CF50134	1961-1961		FRONT LIGHT HARNESS, 6 cyl., with H.D. generator
CF50136	1961-1961		FRONT LIGHT HARNESS, V8, with H.D. generator
38305	1961-1961		FRONT LIGHT HARNESS, V8, with internal regulator alternator - ALTDI Note: Requires use of Delco #1709A or GM #12339243 horn relay Note: Modified for driver side 1985 and earlier "SI" series internal regulator alternator
38305PI	1961-1961		FRONT LIGHT HARNESS, V8, with internal regulator alternator - ALTPI Note: Requires use of Delco #1709A or GM #12339243 horn relay Note: Modified for passenger side 1985 and earlier "SI" series internal regulator alternator
CF50131	1961-1961		FRONT LIGHT HARNESS, V8, with stock generator
CF50130	1962-1962		FRONT LIGHT HARNESS, 6 cyl.
CF23516	1962-1962		FRONT LIGHT HARNESS, V8, with alternator and 1963 and later external voltage regulator Note: Used with 1963 and later external voltage regulator, requires use of Delco #1709A or GM #12339243 horn relay
CF50135	1962-1962		FRONT LIGHT HARNESS, V8, with alternator and stock 5-wire regulator
CF23518	1962-1962		FRONT LIGHT HARNESS, V8, with internal regulator alternator - ALTDI Note: Requires use of Delco #1709A or GM #12339243 horn relay Note: Modified for driver side 1985 and earlier "SI" series internal regulator alternator
CF23518PI	1962-1962		FRONT LIGHT HARNESS, V8, with internal regulator alternator - ALTPI Note: Requires use of Delco #1709A or GM #12339243 horn relay Note: Modified for passenger side 1985 and earlier "SI" series internal regulator alternator
CF50138	1962-1962		FRONT LIGHT HARNESS, V8, with stock generator
CF50140	1963-1963		FRONT LIGHT HARNESS, 6 cyl.
CF50140DI	1963-1963		FRONT LIGHT HARNESS, 6 cyl. - ALTDI Note: Modified for driver side 1985 and earlier "SI" series internal regulator alternator
CF50142	1963-1963		FRONT LIGHT HARNESS, V8
CF50142DI	1963-1963		FRONT LIGHT HARNESS, V8 - ALTDI Note: Modified for driver side 1985 and earlier "SI" series internal regulator alternator
CF50142PI	1963-1963		FRONT LIGHT HARNESS, V8 - ALTPI Note: Modified for passenger side 1985 and earlier "SI" series internal regulator alternator
CF50145	1964-1964		FRONT LIGHT HARNESS, 6 cyl.
CF50145DI	1964-1964		FRONT LIGHT HARNESS, 6 cyl. - ALTDI Note: Modified for driver side 1985 and earlier "SI" series internal regulator alternator
CF45520	1964-1964		FRONT LIGHT HARNESS, V8
CF45520DI	1964-1964		FRONT LIGHT HARNESS, V8 - ALTDI Note: Modified for driver side 1985 and earlier "SI" series internal regulator alternator
CF45520PI	1964-1964		FRONT LIGHT HARNESS, V8 - ALTPI Note: Modified for passenger side 1985 and earlier "SI" series internal regulator alternator
CG59093	1965-1965		FRONT LIGHT HARNESS, 6 cyl., with factory gauges

PART #	YEARS	DATE CODE	DESCRIPTION
CG59091	1965-1965		FRONT LIGHT HARNESS, 6 cyl., with warning lights
CG59094	1965-1965		FRONT LIGHT HARNESS, V8, with factory gauges
CG59094DI	1965-1965		FRONT LIGHT HARNESS, V8, with factory gauges - ALTDI Note: Modified for driver side 1985 and earlier "SI" series internal regulator alternator
CG59094PI	1965-1965		FRONT LIGHT HARNESS, V8, with factory gauges - ALTPI Note: Modified for passenger side 1985 and earlier "SI" series internal regulator alternator
CG59092	1965-1965		FRONT LIGHT HARNESS, V8, with warning lights
CG59092DI	1965-1965		FRONT LIGHT HARNESS, V8, with warning lights - ALTDI Note: Modified for driver side 1985 and earlier "SI" series internal regulator alternator
CG59092PI	1965-1965		FRONT LIGHT HARNESS, V8, with warning lights - ALTPI Note: Modified for passenger side 1985 and earlier "SI" series internal regulator alternator
CG60027	1966-1966		FRONT LIGHT HARNESS, 6 cyl., with factory gauges
CG69420	1966-1966		FRONT LIGHT HARNESS, 6 cyl., with warning lights
CG66977	1966-1966		FRONT LIGHT HARNESS, V8, with factory gauges
CG66977DI	1966-1966		FRONT LIGHT HARNESS, V8, with factory gauges - ALTDI Note: Modified for driver side 1985 and earlier "SI" series internal regulator alternator
CG66977PI	1966-1966		FRONT LIGHT HARNESS, V8, with factory gauges - ALTPI Note: Modified for passenger side 1985 and earlier "SI" series internal regulator alternator
CG66975	1966-1966		FRONT LIGHT HARNESS, V8, with warning lights
CG66975DI	1966-1966		FRONT LIGHT HARNESS, V8, with warning lights - ALTDI Note: Modified for driver side 1985 and earlier "SI" series internal regulator alternator
CG66975PI	1966-1966		FRONT LIGHT HARNESS, V8, with warning lights - ALTPI Note: Modified for passenger side 1985 and earlier "SI" series internal regulator alternator
CG73368	1967-1967		FRONT LIGHT HARNESS EXTENSION, light switch to T78 running light lead
CG73077	1967-1967		FRONT LIGHT HARNESS, 6 cyl., with warning lights
CG73160	1967-1967		FRONT LIGHT HARNESS, 6 cyl., with warning lights and T78 running lights
CG73161	1967-1967		FRONT LIGHT HARNESS, V8, with factory gauges
CG73161DI	1967-1967		FRONT LIGHT HARNESS, V8, with factory gauges - ALTDI Note: Modified for driver side 1985 and earlier "SI" series internal regulator alternator
CG73161PI	1967-1967		FRONT LIGHT HARNESS, V8, with factory gauges - ALTPI Note: Modified for passenger side 1985 and earlier "SI" series internal regulator alternator
CG73383	1967-1967		FRONT LIGHT HARNESS, V8, with factory gauges and T78 running lights
CG73383DI	1967-1967		FRONT LIGHT HARNESS, V8, with factory gauges and T78 running lights - ALTDI Note: Modified for driver side 1985 and earlier "SI" series internal regulator alternator
CG73383PI	1967-1967		FRONT LIGHT HARNESS, V8, with factory gauges and T78 running lights - ALTPI Note: Modified for passenger side 1985 and earlier "SI" series internal regulator alternator
CG73078	1967-1967		FRONT LIGHT HARNESS, V8, with warning lights
CG73078DI	1967-1967		FRONT LIGHT HARNESS, V8, with warning lights - ALTDI Note: Modified for driver side 1985 and earlier "SI" series internal regulator alternator
CG73078PI	1967-1967		FRONT LIGHT HARNESS, V8, with warning lights - ALTPI Note: Modified for passenger side 1985 and earlier "SI" series internal regulator alternator
CG72085	1967-1967		FRONT LIGHT HARNESS, V8, with warning lights and T78 running lights
CG72085DI	1967-1967		FRONT LIGHT HARNESS, V8, with warning lights and T78 running lights - ALTDI Note: Modified for driver side 1985 and earlier "SI" series internal regulator alternator
CG72085PI	1967-1967		FRONT LIGHT HARNESS, V8, with warning lights and T78 running lights - ALTPI Note: Modified for passenger side 1985 and earlier "SI" series internal regulator alternator
CG85043	1968-1968		FRONT LIGHT HARNESS, 6 cyl., with warning lights
CG85040	1968-1968		FRONT LIGHT HARNESS, 6 cyl., with warning lights and fender lights
CG85041	1968-1968		FRONT LIGHT HARNESS, V8, with factory gauges
CG85041DI	1968-1968		FRONT LIGHT HARNESS, V8, with factory gauges - ALTDI Note: Modified for driver side 1985 and earlier "SI" series internal regulator alternator
CG85041PI	1968-1968		FRONT LIGHT HARNESS, V8, with factory gauges - ALTPI Note: Modified for passenger side 1985 and earlier "SI" series internal regulator alternator
CG85042	1968-1968		FRONT LIGHT HARNESS, V8, with factory gauges and fender lights
CG85042DI	1968-1968		FRONT LIGHT HARNESS, V8, with factory gauges and fender lights - ALTDI Note: Modified for driver side 1985 and earlier "SI" series internal regulator alternator
CG85042PI	1968-1968		FRONT LIGHT HARNESS, V8, with factory gauges and fender lights - ALTPI Note: Modified for passenger side 1985 and earlier "SI" series internal regulator alternator
CG85038	1968-1968		FRONT LIGHT HARNESS, V8, with warning lights

PART #	YEARS	DATE CODE	DESCRIPTION
CG85038DI	1968-1968		FRONT LIGHT HARNESS, V8, with warning lights - ALTDI Note: Modified for driver side 1985 and earlier "SI" series internal regulator alternator
CG85038PI	1968-1968		FRONT LIGHT HARNESS, V8, with warning lights - ALTPI Note: Modified for passenger side 1985 and earlier "SI" series internal regulator alternator
CG85039	1968-1968		FRONT LIGHT HARNESS, V8, with warning lights and fender lights
CG85039DI	1968-1968		FRONT LIGHT HARNESS, V8, with warning lights and fender lights - ALTDI Note: Modified for driver side 1985 and earlier "SI" series internal regulator alternator
CG85039PI	1968-1968		FRONT LIGHT HARNESS, V8, with warning lights and fender lights - ALTPI Note: Modified for passenger side 1985 and earlier "SI" series internal regulator alternator
CG97577	1969-1969		FRONT LIGHT HARNESS, 6 cyl.
CG97589	1969-1969		FRONT LIGHT HARNESS, 6 cyl., with retractable headlight covers
CG97565	1969-1969		FRONT LIGHT HARNESS, V8, 327, 350 c.i.
CG97565PI	1969-1969		FRONT LIGHT HARNESS, V8, 327, 350 c.i. - ALTPI Note: Modified for passenger side 1985 and earlier "SI" series internal regulator alternator
CG97587	1969-1969		FRONT LIGHT HARNESS, V8, 327, 350 c.i., with retractable headlight covers
CG97587PI	1969-1969		FRONT LIGHT HARNESS, V8, 327, 350 c.i., with retractable headlight covers - ALTPI Note: Modified for passenger side 1985 and earlier "SI" series internal regulator alternator
CG97566	1969-1969		FRONT LIGHT HARNESS, V8, 396, 427 c.i.
CG97566PI	1969-1969		FRONT LIGHT HARNESS, V8, 396, 427 c.i. - ALTPI Note: Modified for passenger side 1985 and earlier "SI" series internal regulator alternator
35365	1969-1969		FRONT LIGHT HARNESS, V8, 396, 427 c.i., with gauges (Special police car only application)
CG97588	1969-1969		FRONT LIGHT HARNESS, V8, 396, 427 c.i., with retractable headlight covers
CG97588PI	1969-1969		FRONT LIGHT HARNESS, V8, 396, 427 c.i., with retractable headlight covers - ALTPI Note: Modified for passenger side 1985 and earlier "SI" series internal regulator alternator
CG01347	1970-1970		FRONT LIGHT HARNESS, 6 cyl.
CG01454	1970-1970		FRONT LIGHT HARNESS, V8
CG01454PI	1970-1970		FRONT LIGHT HARNESS, V8 - ALTPI Note: Modified for passenger side 1985 and earlier "SI" series internal regulator alternator
CG11913	1971-1971		FRONT LIGHT HARNESS, 6 cyl.
42603	1971-1971		FRONT LIGHT HARNESS, parking light extension, (2 required per car)
CG11914	1971-1971		FRONT LIGHT HARNESS, V8
CG11914PI	1971-1971		FRONT LIGHT HARNESS, V8 - ALTPI Note: Modified for passenger side 1985 and earlier "SI" series internal regulator alternator
CG21952	1972-1972		FRONT LIGHT HARNESS, V8
38273	1973-1973		FRONT LIGHT HARNESS, V8
CG48336	1974-1974		FRONT LIGHT HARNESS, V8
38806	1974-1974		FRONT LIGHT HARNESS, V8, Caprice only
			FUEL TANK SENDER HARNESSES
CG70427	1967-1967		FUEL TANK SENDER WIRE, all models except wagons
CG85044	1968-1968		FUEL TANK SENDER WIRE, all models except wagons
CG97500	1969-1969		FUEL TANK SENDER WIRE, all except S/W models
CA21772	1971-1971		FUEL TANK SENDER HARNESSES
			GLOVE BOX LIGHT ASSEMBLIES
18000	1958-1972		GLOVE BOX LIGHT ASSEMBLY, complete, (socket, bulb and wire)
			GROUND STRAP KITS
CE58GS61	1958-1958		GROUND STRAP KIT, 6 cyl.
CE58GS81	1958-1958		GROUND STRAP KIT, V8, 283, 348 c.i.
CE59GS61	1959-1959		GROUND STRAP KIT, 6 cyl.
CE59GS81	1959-1959		GROUND STRAP KIT, V8, 283, 348 c.i.
CE60GS61	1960-1960		GROUND STRAP KIT, 6 cyl.
CE60GS81	1960-1960		GROUND STRAP KIT, V8, 283, 348 c.i.
CE61GS82	1961-1961		GROUND STRAP KIT, V8, 348, 409 c.i.
CE61GS61	1961-1964		GROUND STRAP KIT, 6 cyl.
CE61GS81	1961-1964		GROUND STRAP KIT, V8, 283, 327 c.i.
CE61GS82	1962-1964		GROUND STRAP KIT, V8, 409 c.i.

PART #	YEARS	DATE CODE	DESCRIPTION
CG65GS83	1965-1965		GROUND STRAP KIT, V8, 409 c.i.
CG65GS61	1965-1966		GROUND STRAP KIT, 6 cyl.
CG65GS81	1965-1966		GROUND STRAP KIT, V8, 283-327 c.i.
CG65GS82	1965-1966		GROUND STRAP KIT, V8, 396 c.i.
CG67GS82	1967-1968		GROUND STRAP KIT, V8, 396 c.i.
CG67GS61	1967-1969		GROUND STRAP KIT, 6 cyl.
CG67GS81	1967-1969		GROUND STRAP KIT, V8, 283, 327, 350 c.i.
CG69GS82	1969-1969		GROUND STRAP KIT, V8, 396, 427 c.i.

GROUND WIRES

28345	1963-1963		GROUND WIRE, voltage regulator
01655	1965-1969		GROUND WIRE, voltage regulator
CG67991	1966-1966		GROUND WIRE, instrument cluster
20460	1968-1968		GROUND WIRE, instrument cluster

HEADLIGHT CONNECTION HARNESSES

19645	1958-1958		HEADLIGHT CONNECTION HARNESS, (set of 2 for both headlights)
CF59001	1959-1959		HEADLIGHT CONNECTION HARNESS, (set of 2 for both headlights)

HORN WIRE HARNESSES

CG70552	1967-1968		HORN WIRE, optional third note horn
---------	-----------	--	-------------------------------------

IDLE STOP SOLENOID CONTROL WIRES

38291	1968-1968		IDLE STOP SOLENOID CONTROL WIRE, 6 cyl. PG auto. trans, 327 c.i. V8 auto. trans.
-------	-----------	--	--

LAMP AND LIGHT ASSEMBLIES

31515	1958-1964		LAMP ASSEMBLY, compass
-------	-----------	--	------------------------

LICENSE PLATE LIGHT HARNESSES

CF16145	1960-1960		LICENSE PLATE LIGHT HARNESS
---------	-----------	--	-----------------------------

MAP LIGHT HARNESSES

CH91832	1969-1969		MIRROR MAP LIGHT HARNESS
CH09552	1970-1970		MAP LIGHT HARNESS, various
CH15236	1972-1972		MIRROR MAP LIGHT HARNESS, various

POWER ACCESSORY LEAD WIRES

CF75115	1958-1958		POWER ACCESSORY LEAD WIRE, convertible, seats and windows, 348 c.i. only, CF75110 to rear body power feed connector
CF75110	1958-1958		POWER ACCESSORY LEAD WIRE, convertible, seats and windows, 348 c.i. only, starter solenoid to CF75115 wire
CF89484	1958-1958		POWER ACCESSORY LEAD WIRE, convertible, seats and windows, starter solenoid to rear body power feed connector
CF91522	1959-1960		POWER ACCESSORY LEAD WIRE, convertible, seats and windows, starter solenoid to rear body power feed connector
CF16887	1961-1962		POWER ACCESSORY LEAD WIRE, convertible, power windows, starter solenoid to bulkhead
CF13268	1961-1962		POWER ACCESSORY LEAD WIRE, power seat, circuit breaker to seat adjuster control
08785	1961-1962		POWER ACCESSORY LEAD WIRE, power windows or power seat, except convertible, bulkhead to circuit breaker
CF14697	1961-1964		POWER ACCESSORY LEAD WIRE, power window, kick panel circuit breaker to power window harness
CF34923	1963-1963		POWER ACCESSORY LEAD WIRE, power seat, circuit breaker to seat adjuster control
CF16887	1963-1964		POWER ACCESSORY LEAD WIRE, convertible, power windows, starter solenoid to bulkhead, 6 cyl.
CF36888	1963-1964		POWER ACCESSORY LEAD WIRE, convertible, power windows, starter solenoid to bulkhead, V8
CF34922	1963-1964		POWER ACCESSORY LEAD WIRE, power windows, firewall to circuit breaker - not needed for a convertible
CF44621	1964-1964		POWER ACCESSORY LEAD WIRE, power seat, circuit breaker to seat adjuster control
CG58129	1965-1966		POWER ACCESSORY LEAD WIRE, convertible, power window, horn relay to bulkhead
CG51857	1965-1966		POWER ACCESSORY LEAD WIRE, convertible, power windows, bulkhead to circuit breaker
CH67141	1966-1966		POWER ACCESSORY LEAD WIRE, ignition power lead from fuse panel to power antenna switch
CG71927	1967-1967		POWER ACCESSORY LEAD WIRE, convertible, power window, circuit breaker to power top harness
CG70680	1967-1968		POWER ACCESSORY LEAD WIRE, convertible, power window, horn relay to firewall circuit breaker
CG80073	1968-1969		POWER ACCESSORY LEAD WIRE, convertible, power window, circuit breaker to power top harness
CA70627	1970-1970		POWER ACCESSORY LEAD WIRE, convertible, horn relay to power window circuit breaker

POWER ANTENNA HARNESSES

PART #	YEARS	DATE CODE	DESCRIPTION
32520	1966-1966		POWER ANTENNA HARNESS, rear power antenna, all except convertible
32525	1966-1966		POWER ANTENNA HARNESS, rear power antenna, convertible
32490	1967-1968		POWER ANTENNA HARNESS, rear power antenna, all except convertible
32500	1967-1968		POWER ANTENNA HARNESS, rear power antenna, convertible
POWER SEAT HARNESSES			
08430	1958-1958		POWER SEAT AND POWER TOP FEED JUMPER HARNESS, convertible
08470	1958-1958		POWER SEAT FEED HARNESS, circuit breaker to power seat harness
08480	1958-1958		POWER SEAT HARNESS
08485	1958-1958		POWER SEAT SWITCH JUMPER HARNESS, from seat harness to switch
32505	1965-1968		POWER SEAT FEED WIRE
07020	1966-1968		POWER SEAT HARNESS, 4-way bucket, driver's side
POWER TAILGATE HARNESSES			
CF88067	1959-1959		POWER TAILGATE FEED WIRE
31205	1960-1960		POWER TAILGATE HARNESS, front, Parkwood 4 door wagon (Model 1635)
CF88067	1960-1960		POWER TAILGATE FEED WIRE
31205	1960-1960		POWER TAILGATE HARNESS, front, Nomad 4 door wagon (Model 1835)
POWER TOP HARNESSES			
CG58984	1965-1965		POWER TOP SWITCH HARNESS, convertible
CG67845	1966-1966		POWER TOP SWITCH HARNESS, convertible
CG67001	1967-1967		POWER TOP SWITCH HARNESS, convertible
POWER WINDOW HARNESSES			
*INFO_18			Note: SOME POWER WINDOW HARNESSES WILL REQUIRE REUSE OF A CUSTOMER'S ORIGINAL HARNESS CONNECTORS
CF81752	1958-1958		POWER WINDOW AND SEAT HARNESS, BelAir 2 door
CF81755	1958-1958		POWER WINDOW AND SEAT HARNESS, BelAir 4 door sedan
CF81753	1958-1958		POWER WINDOW AND SEAT HARNESS, BelAir sport sedan
CF81752	1958-1958		POWER WINDOW AND SEAT HARNESS, Biscayne 2 door
CF81755	1958-1958		POWER WINDOW AND SEAT HARNESS, Biscayne 4 door sedan
CF81757	1958-1958		POWER WINDOW AND SEAT HARNESS, Brookwood 4 door wagon
CF81756	1958-1958		POWER WINDOW AND SEAT HARNESS, Impala convertible
CF81754	1958-1958		POWER WINDOW AND SEAT HARNESS, Impala sport coupe
CF81757	1958-1958		POWER WINDOW AND SEAT HARNESS, Nomad 4 door wagon
36954	1958-1975		POWER WINDOW MOTOR ADAPTER HARNESS, adapts "T" shaped motor connector to side by side blade type motor connector
08560	1959-1959		POWER WINDOW HARNESS, BelAir 2 door sedan, front door and rear qtr. window, LH, with power seat feed wire
08555	1959-1959		POWER WINDOW HARNESS, BelAir 2 door sedan, front door and rear qtr. window, RH
31200	1959-1959		POWER WINDOW HARNESS, BelAir 4 door sedan, front and rear door, RH
31200	1959-1959		POWER WINDOW HARNESS, BelAir sport sedan, front and rear door, RH
31200	1959-1959		POWER WINDOW HARNESS, Impala 4 door sport sedan, front and rear door, RH
08545	1959-1959		POWER WINDOW HARNESS, Impala convertible, front door and rear qtr. window, LH, with power seat feed wire
08540	1959-1959		POWER WINDOW HARNESS, Impala convertible, front door and rear qtr. window, RH
08535	1959-1959		POWER WINDOW HARNESS, Impala sport coupe, front door and rear qtr. window, LH, with power seat feed wire
08530	1959-1959		POWER WINDOW HARNESS, Impala sport coupe, front door and rear qtr. window, right side
31200	1959-1959		POWER WINDOW HARNESS, Impala sport sedan, front and rear door, RH
31200	1959-1959		POWER WINDOW HARNESS, Kingswood wagon, front and rear door, RH
31200	1959-1959		POWER WINDOW HARNESS, Nomad, front and rear door, RH
31200	1959-1959		POWER WINDOW HARNESS, Parkwood wagon, front and rear door, RH
08520	1959-1960		POWER WINDOW HARNESS JUMPER, left to right side door and qtr. window
08610	1959-1960		POWER WINDOW HARNESS, BelAir sport sedan, front and rear door, LH, with power seat feed wire
08610	1959-1960		POWER WINDOW HARNESS, Impala 4 door sedan, front and rear door, LH, with power seat feed wire
08610	1959-1960		POWER WINDOW HARNESS, Impala sport sedan, front and rear door, LH, with power seat feed wire
08610	1959-1960		POWER WINDOW HARNESS, Kingswood wagon, front and rear door, LH, with power seat feed wire

PART #	YEARS	DATE CODE	DESCRIPTION
08610	1959-1960		POWER WINDOW HARNESS, Nomad wagon, front and rear door, LH, with power seat feed wire
08610	1959-1960		POWER WINDOW HARNESS, Parkwood wagon, front and rear door, LH, with power seat feed wire
08550	1960-1960		POWER WINDOW AND SEAT POWER FEED WIRE, convertible
08630	1960-1960		POWER WINDOW HARNESS, BelAir 2 door sedan, front door and rear qtr. window, LH, with power seat feed wire
08625	1960-1960		POWER WINDOW HARNESS, BelAir 2 door sedan, front door and rear qtr. window, RH
08605	1960-1960		POWER WINDOW HARNESS, BelAir 4 door sedan, front and rear door, RH
08620	1960-1960		POWER WINDOW HARNESS, BelAir sport coupe, front door and rear qtr. window, LH, with power seat feed wire
08615	1960-1960		POWER WINDOW HARNESS, BelAir sport coupe, front door and rear qtr. window, RH
08605	1960-1960		POWER WINDOW HARNESS, BelAir sport sedan, front and rear door, RH
08605	1960-1960		POWER WINDOW HARNESS, Impala 4 door sport sedan, front and rear door, RH
08635	1960-1960		POWER WINDOW HARNESS, Impala convertible, front door and rear qtr. window, LH, with power seat feed wire
08595	1960-1960		POWER WINDOW HARNESS, Impala convertible, front door and rear qtr. window, RH
08620	1960-1960		POWER WINDOW HARNESS, Impala sport coupe, front door and rear qtr. window, LH, with power seat feed wire
08615	1960-1960		POWER WINDOW HARNESS, Impala sport coupe, front door and rear qtr. window, RH
08605	1960-1960		POWER WINDOW HARNESS, Impala sport sedan, front and rear door, RH
08605	1960-1960		POWER WINDOW HARNESS, Kingswood wagon, front and rear door, RH
08605	1960-1960		POWER WINDOW HARNESS, Nomad, front and rear door, RH
08605	1960-1960		POWER WINDOW HARNESS, Parkwood wagon, front and rear door, RH
08765	1961-1962		POWER WINDOW HARNESS, front left and right doors
06620	1961-1964		POWER WINDOW HARNESS, BelAir 2 door sedan, left rear qtr. window
06615	1961-1964		POWER WINDOW HARNESS, BelAir 2 door sedan, right rear qtr. window
08945	1961-1964		POWER WINDOW HARNESS, BelAir and Impala 4 door sedan, left rear door
08940	1961-1964		POWER WINDOW HARNESS, BelAir and Impala 4 door sedan, right rear door
06630	1961-1964		POWER WINDOW HARNESS, Impala convertible, left rear qtr. window
06625	1961-1964		POWER WINDOW HARNESS, Impala convertible, right rear qtr. window
06640	1961-1964		POWER WINDOW HARNESS, Impala sport coupe, left rear qtr. window
06635	1961-1964		POWER WINDOW HARNESS, Impala sport coupe, right rear qtr. window
07170	1961-1964		POWER WINDOW MOTOR EXTENSION, rear qtr. window, (2 required per car)
36048	1961-1972		POWER WINDOW SWITCH PIGTAIL WIRES, for single power window switch connector
09045	1963-1964		POWER WINDOW HARNESS, front left and right doors
08085	1965-1965		POWER WINDOW HARNESS, rear qtr. windows, BelAir 2 door sedan
08065	1965-1966		POWER WINDOW HARNESS, left front door, (except Biscayne and BelAir 2 door sedan)
08045	1965-1967		POWER WINDOW HARNESS, all coupe and sport coupe qtr. windows
07370	1965-1967		POWER WINDOW HARNESS, Impala convertible qtr. windows
08050	1965-1968		POWER WINDOW HARNESS, right front door, (except Biscayne and BelAir 2 door sedan)
07655	1965-1968		POWER WINDOW MOTOR EXTENSION, Impala convertible, (2 required per car)
CF71919	1967-1967		POWER WINDOW HARNESS, left front door control, (except Biscayne and BelAir 2 door sedan)
42193	1968-1968		POWER WINDOW HARNESS, all Impala custom coupe and Caprice sport coupe qtr. windows
42549	1968-1968		POWER WINDOW HARNESS, Impala convertible qtr. windows
42550	1968-1968		POWER WINDOW HARNESS, Impala sport coupe (fastback) qtr. windows
38515	1968-1968		POWER WINDOW HARNESS, left front door control, (except Biscayne and BelAir 2 door sedan)

RADIO HARNESSES

CH01530	1970-1970	AM/FM STEREO RADIO TO STEREO TAPE PLAYER HARNESS, stereo speaker harness to stereo radio and separate underdash stereo tape player
---------	-----------	--

REAR BODY HARNESSES

CF80150	1958-1958	REAR BODY HARNESS, Biscayne and BelAir
CF80155	1958-1958	REAR BODY HARNESS, Delray
CF80170	1958-1958	REAR BODY HARNESS, Impala (except convertible)
CF80165	1958-1958	REAR BODY HARNESS, Impala convertible
CF80175	1959-1959	REAR BODY HARNESS, BelAir, front section
CF80180	1959-1959	REAR BODY HARNESS, Biscayne (except sedan delivery), front section
CF80183	1959-1959	REAR BODY HARNESS, Biscayne sedan delivery, front section

PART #	YEARS	DATE CODE	DESCRIPTION
CF80183	1959-1959		REAR BODY HARNESS, Brookwood 2 door wagon, front section
CF80183	1959-1959		REAR BODY HARNESS, Brookwood 4 door wagon, front section
CF80183	1959-1959		REAR BODY HARNESS, El Camino, front section
CF80185	1959-1959		REAR BODY HARNESS, Impala convertible, front section
CF80175	1959-1959		REAR BODY HARNESS, Impala, front section
CF80177	1959-1959		REAR BODY HARNESS, Kingswood 4 door wagon, front section, with power tailgate
CF80176	1959-1959		REAR BODY HARNESS, Nomad wagon, front section
CF80176	1959-1959		REAR BODY HARNESS, Parkwood 4 door wagon, front section
CF80230	1959-1959		REAR BODY LIGHT HARNESS, BelAir, rear section
CF80230	1959-1959		REAR BODY LIGHT HARNESS, Biscayne (except wagons), rear section
CF80178	1959-1959		REAR BODY LIGHT HARNESS, Biscayne sedan delivery, rear section
CF80179	1959-1959		REAR BODY LIGHT HARNESS, Brookwood 2 door wagon, rear section
CF80179	1959-1959		REAR BODY LIGHT HARNESS, Brookwood 4 door wagon, rear section
CF80179	1959-1959		REAR BODY LIGHT HARNESS, El Camino, rear section
CF80230	1959-1959		REAR BODY LIGHT HARNESS, Impala, rear section
CF80181	1959-1959		REAR BODY LIGHT HARNESS, Kingswood 4 door wagon, rear section, with power tailgate
CF80179	1959-1959		REAR BODY LIGHT HARNESS, Nomad wagon, rear section
CF80179	1959-1959		REAR BODY LIGHT HARNESS, Parkwood 4 door wagon, rear section
CF80182	1959-1959		REAR TAILGATE HARNESS, Biscayne sedan delivery
32925	1959-1959		REAR TAILGATE HARNESS, Brookwood 2 door wagon
32925	1959-1959		REAR TAILGATE HARNESS, Brookwood 4 door wagon
32925	1959-1959		REAR TAILGATE HARNESS, El Camino (1 piece)
32925	1959-1959		REAR TAILGATE HARNESS, Nomad wagon
32925	1959-1959		REAR TAILGATE HARNESS, Parkwood 4 door wagon
CF80300	1960-1960		REAR BODY HARNESS, BelAir, front section Note: This harness mates to CF80355 or CF80360 to complete the rear body wiring
32895	1960-1960		REAR BODY HARNESS, Biscayne sedan delivery, front section
CF80305	1960-1960		REAR BODY HARNESS, Biscayne, front section Note: This harness mates to CF80355 to complete rear body wiring
32895	1960-1960		REAR BODY HARNESS, Brookwood 2 door wagon, front section
32910	1960-1960		REAR BODY HARNESS, Brookwood 4 door wagon, front section
32895	1960-1960		REAR BODY HARNESS, El Camino, front section
CF80310	1960-1960		REAR BODY HARNESS, Impala convertible, front section, 1st. design, without power feed circuit breaker in kick panel Note: This harness mates to CF80360 to complete rear body wiring
CF80315	1960-1960		REAR BODY HARNESS, Impala convertible, front section, 2nd. design, with power feed circuit breaker in kick panel Note: This harness mates to CF80360 to complete the rear body wiring
CF80300	1960-1960		REAR BODY HARNESS, Impala, front section Note: This harness mates to CF80355 or CF80360 to complete the rear body wiring
32905	1960-1960		REAR BODY HARNESS, Kingswood 4 door wagon, front section, with power tailgate
32900	1960-1960		REAR BODY HARNESS, Nomad, front section
32900	1960-1960		REAR BODY HARNESS, Parkwood 4 door wagon, front section
CF80355	1960-1960		REAR BODY LIGHT HARNESS, Biscayne and BelAir, rear section Note: This harness completes the wiring circuit to the rear tail lights
32915	1960-1960		REAR BODY LIGHT HARNESS, Biscayne sedan delivery, rear section
32915	1960-1960		REAR BODY LIGHT HARNESS, Brookwood 2 door wagon, rear section
32915	1960-1960		REAR BODY LIGHT HARNESS, Brookwood 4 door wagon, rear section
32915	1960-1960		REAR BODY LIGHT HARNESS, El Camino, rear section
CF80360	1960-1960		REAR BODY LIGHT HARNESS, Impala, rear section Note: This harness completes the wiring circuit to the rear tail lights
32920	1960-1960		REAR BODY LIGHT HARNESS, Kingswood 4 door wagon, rear section
32860	1960-1960		REAR BODY LIGHT HARNESS, Nomad, rear section
32915	1960-1960		REAR BODY LIGHT HARNESS, Parkwood 4 door wagon, rear section
CF80750	1961-1961		REAR BODY DECK LID HARNESS, BelAir Note: This harness mates to CF82155 to complete the deck lid wiring

PART #	YEARS	DATE CODE	DESCRIPTION
CF80755	1961-1961		REAR BODY DECK LID HARNESS, Impala Note: This harness mates to CF82175 or CF82180 to complete the deck lid wiring
CF81150	1961-1961		REAR BODY HARNESS, front, BelAir and Impala 2 door Note: This harness mates to CF82155 or CF82180 to continue the rear body wiring
CF81155	1961-1961		REAR BODY HARNESS, front, BelAir and Impala 4 door Note: This harness mates to CF82155 or CF82180 to continue the rear body wiring
CF81160	1961-1961		REAR BODY HARNESS, front, Biscayne 2 door Note: This harness mates to CF82170 to continue the rear body wiring
CF81165	1961-1961		REAR BODY HARNESS, front, Biscayne 4 door Note: This harness mates to CF82170 to continue the rear body wiring
CF81175	1961-1961		REAR BODY HARNESS, front, Impala convertible Note: This harness mates to CF82175 to continue the rear body wiring
CF82155	1961-1961		REAR BODY LIGHT HARNESS, rear, BelAir Note: This harness mates to CF82575 to continue the rear body wiring
CF82170	1961-1961		REAR BODY LIGHT HARNESS, rear, Biscayne Note: This harness mates to CF82575 to continue the rear body wiring
CF82175	1961-1961		REAR BODY LIGHT HARNESS, rear, Impala convertible Note: This harness mates to CF82575 to continue the rear body wiring
CF82180	1961-1961		REAR BODY LIGHT HARNESS, rear, Impala, (except convertible) Note: This harness mates to CF82575 to continue the rear body wiring
CF82575	1961-1961		REAR BODY TAIL LAMP EXTENSION HARNESS, all Note: This harness completes the rear body wiring to the right rear tail lamp
CF86388	1961-1962		REAR BODY TAILGATE HARNESS, front, with power tailgate window
CF83205	1962-1962		REAR BODY DECK LID HARNESS, BelAir, for special order single deck lid backup lights Note: This harness mates to a rear body light harness to complete deck lid wiring
CF83210	1962-1962		REAR BODY DECK LID HARNESS, BelAir, for stock single tail lights in trunk lid Note: This harness mates to a rear body light harness to complete deck lid wiring
CF83215	1962-1962		REAR BODY DECK LID HARNESS, Impala Note: This harness mates to a rear body light harness to complete deck lid wiring
08975	1962-1962		REAR BODY HARNESS LH EXTENSION AND TAILGATE, wagon, with power tailgate Note: customer must supply a sample harness for various connectors and tailgate boot
CF83405	1962-1962		REAR BODY LIGHT HARNESS, front, BelAir 2 door, (except sport coupe) Note: This harness mates to CF83475 to complete the rear body wiring
CF83410	1962-1962		REAR BODY LIGHT HARNESS, front, BelAir 4 door Note: This harness mates to CF83475 to complete the rear body wiring
CF83415	1962-1962		REAR BODY LIGHT HARNESS, front, BelAir sport coupe Note: This harness mates to CF83475 to complete the rear body wiring
CF83420	1962-1962		REAR BODY LIGHT HARNESS, front, Biscayne 2 door Note: This harness mates to CF83475 to complete the rear body wiring
CF83425	1962-1962		REAR BODY LIGHT HARNESS, front, Biscayne 4 door Note: This harness mates to CF83475 to complete the rear body wiring
CF83430	1962-1962		REAR BODY LIGHT HARNESS, front, Impala convertible Note: This harness mates to CF83475 to complete the rear body wiring
CF83435	1962-1962		REAR BODY LIGHT HARNESS, front, Impala sedan Note: This harness mates to CF83475 to complete the rear body wiring
CF83440	1962-1962		REAR BODY LIGHT HARNESS, front, Impala sport coupe Note: This harness mates to CF83475 to complete the rear body wiring
CF83475	1962-1962		REAR BODY TAIL LAMP EXTENSION HARNESS, all Note: This harness completes the rear body wiring to the right rear tail lamp
CF84125	1963-1963		REAR BODY DECK LID HARNESS, BelAir, without backup lights Note: This harness mates to a rear body light harness to complete deck lid wiring
CF84130	1963-1963		REAR BODY DECK LID HARNESS, Biscayne and BelAir, with backup lights Note: This harness mates to a rear body light harness to complete deck lid wiring
CF84135	1963-1963		REAR BODY DECK LID HARNESS, Impala Note: This harness mates to a rear body light harness to complete deck lid wiring
CF84140	1963-1963		REAR BODY LIGHT HARNESS, Biscayne and BelAir, 2 door, with backup lights
CF84145	1963-1963		REAR BODY LIGHT HARNESS, Biscayne and BelAir, 2 door, without backup lights
CF84150	1963-1963		REAR BODY LIGHT HARNESS, Biscayne and BelAir, 4 door, with backup lights
CF84155	1963-1963		REAR BODY LIGHT HARNESS, Biscayne and BelAir, 4 door, without backup lights
CF84160	1963-1963		REAR BODY LIGHT HARNESS, Impala 4 door sedan and Sport sedan
CF84165	1963-1963		REAR BODY LIGHT HARNESS, Impala convertible

PART #	YEARS	DATE CODE	DESCRIPTION
CF84170	1963-1963		REAR BODY LIGHT HARNESS, Impala Sport coupe
40901	1963-1963		REAR BODY LIGHT HARNESS, rear, Biscayne (optional) and BelAir 4 door wagon, except power tailgate window, with or without back up lamps. Note: Requires customer's tailgate boot to build
06430	1963-1963		REAR BODY TAILGATE HARNESS, Belair 4 door wagon
06430	1963-1963		REAR BODY TAILGATE HARNESS, Biscayne 4 door wagon, with tailgate lamps (optional)
06435	1963-1963		REAR BODY TAILGATE HARNESS, Impala 4 door wagon
06440	1963-1963		REAR BODY TAILGATE HARNESS, Impala 4 door wagon, with power tailgate window
CF85180	1964-1964		REAR BODY DECK LID HARNESS, BelAir, with backup lights
CF85175	1964-1964		REAR BODY DECK LID HARNESS, BelAir, without backup lights
CF85180	1964-1964		REAR BODY DECK LID HARNESS, Biscayne (optional), with backup lights
CF85185	1964-1964		REAR BODY DECK LID HARNESS, Impala
CF85195	1964-1964		REAR BODY LIGHT HARNESS, BelAir 2 door sedan, w/o backup lights
CF85210	1964-1964		REAR BODY LIGHT HARNESS, BelAir 4 door sedan, w/o backup lights
CF85190	1964-1964		REAR BODY LIGHT HARNESS, BelAir and Biscayne, 2 door sedan, with backup lights
CF85205	1964-1964		REAR BODY LIGHT HARNESS, BelAir and Biscayne, 4 door sedan, with backup lights
CF85189	1964-1964		REAR BODY LIGHT HARNESS, Biscayne 2 door sedan, without trunk light
CF85210	1964-1964		REAR BODY LIGHT HARNESS, Biscayne 4 door sedan, w/o backup lights
CF85206	1964-1964		REAR BODY LIGHT HARNESS, Biscayne 4 door sedan, without trunk light
CF85215	1964-1964		REAR BODY LIGHT HARNESS, IMPALA 4 door sedan and Sport sedan
CF85220	1964-1964		REAR BODY LIGHT HARNESS, Impala convertible
CF85225	1964-1964		REAR BODY LIGHT HARNESS, Impala sport coupe
CG56382	1965-1965		REAR BODY DECK LID HARNESS, BelAir and Biscayne, without backup lights Note: This harness mates to the rear body light harness to complete deck lid wiring
CG56381	1965-1965		REAR BODY DECK LID HARNESS, Impala convertible and sedan Note: This harness mates to the rear body light harness to complete deck lid wiring
CG51800	1965-1965		REAR BODY DECK LID HARNESS, Impala, sport coupe Note: This harness mates to the rear body light harness to complete deck lid wiring
CG56380	1965-1965		REAR BODY LIGHT HARNESS, BelAir and Biscayne Note: This harness mates to the deck lid harness to complete deck lid wiring
CG51814	1965-1965		REAR BODY LIGHT HARNESS, Impala convertible Note: This harness mates to the deck lid harness to complete deck lid wiring
CG56378	1965-1965		REAR BODY LIGHT HARNESS, Impala sedan Note: This harness mates to the deck lid harness to complete deck lid wiring
CG51811	1965-1965		REAR BODY LIGHT HARNESS, Impala sport coupe Note: This harness mates to the deck lid harness to complete deck lid wiring
CG61835	1966-1966		REAR BODY LIGHT HARNESS, BelAir and Biscayne
CG62035	1966-1966		REAR BODY LIGHT HARNESS, Caprice sport coupe
CG61834	1966-1966		REAR BODY LIGHT HARNESS, Impala and Caprice sedan
CG61838	1966-1966		REAR BODY LIGHT HARNESS, Impala convertible
CG61833	1966-1966		REAR BODY LIGHT HARNESS, Impala sport coupe
CG79194	1967-1967		REAR BODY LIGHT HARNESS, BelAir sedan
CG79193	1967-1967		REAR BODY LIGHT HARNESS, Biscayne
CG79198	1967-1967		REAR BODY LIGHT HARNESS, Caprice sport coupe
CG79197	1967-1967		REAR BODY LIGHT HARNESS, Caprice sport sedan
CG79196	1967-1967		REAR BODY LIGHT HARNESS, Impala convertible
CG79194	1967-1967		REAR BODY LIGHT HARNESS, Impala sedan and sport sedan
CG76839	1967-1967		REAR BODY LIGHT HARNESS, Impala sport coupe
CG89874	1968-1968		REAR BODY INTERMEDIATE LIGHT HARNESS, Biscayne, Caprice, 4 door sedan
CG89875	1968-1968		REAR BODY INTERMEDIATE LIGHT HARNESS, Impala convertible
CG89873	1968-1968		REAR BODY INTERMEDIATE LIGHT HARNESS, Impala sedan
CG89877	1968-1968		REAR BODY INTERMEDIATE LIGHT HARNESS, Impala sport coupe
CG89878	1968-1968		REAR BODY INTERMEDIATE LIGHT HARNESS, sport coupe (exc Impala)
CG89879	1968-1968		REAR BODY LIGHT HARNESS, BelAir & Biscayne 2 & 4 door sedan
CG89880	1968-1968		REAR BODY LIGHT HARNESS, Caprice sedan & sport coupe

PART #	YEARS	DATE CODE	DESCRIPTION
CG89880	1968-1968		REAR BODY LIGHT HARNESS, Impala convertible, sedan, & custom coupe
CG80066	1968-1968		REAR BODY LIGHT HARNESS, Impala sport coupe
CG94683	1969-1969		REAR BODY INTERMEDIATE LIGHT HARNESS, Caprice 4 door
CG94663	1969-1969		REAR BODY INTERMEDIATE LIGHT HARNESS, Caprice sport coupe
38175	1969-1969		REAR BODY INTERMEDIATE LIGHT HARNESS, Impala convertible
CG94663	1969-1969		REAR BODY INTERMEDIATE LIGHT HARNESS, Impala custom coupe
CG94664	1969-1969		REAR BODY LIGHT HARNESS, BelAir & Biscayne
CG94665	1969-1969		REAR BODY LIGHT HARNESS, Caprice & Impala
CG09447	1970-1970		REAR BODY INTERMEDIATE LIGHT HARNESS, Caprice sport sedan
CG09448	1970-1970		REAR BODY INTERMEDIATE LIGHT HARNESS, Impala convertible
CG09446	1970-1970		REAR BODY INTERMEDIATE LIGHT HARNESS, Impala, Caprice 2dr., Bel Air, Biscayne 4dr.
CG11192	1971-1971		REAR LIGHT HARNESS, rear, Caprice & Impala
REAR WINDOW DEFROSTER HARNESSES			
36070	1960-1964		REAR WINDOW DEFROSTER HARNESS
CG51887	1965-1967		REAR WINDOW DEFROSTER HARNESS
CG80416	1968-1968		REAR WINDOW DEFROSTER HARNESS
CG91799	1969-1969		REAR WINDOW DEFROSTER HARNESS
CG07456	1970-1970		REAR WINDOW DEFROSTER HARNESS, blower type
CG09575	1970-1970		REAR WINDOW DEFROSTER HARNESS, blower type, Impala sport coupe
SPEAKER HARNESSES			
CF39896	1963-1964		SPEAKER WIRE, all sedans, rear seat speaker
CF39889	1963-1964		SPEAKER WIRE, Impala convertible, rear seat speaker (front section)
CF39949	1963-1964		SPEAKER WIRE, Impala convertible, rear seat speaker (rear section)
CF39784	1963-1964		SPEAKER WIRE, Impala sport coupe, rear seat speaker
CG50858	1965-1968		SPEAKER HARNESS, to single rear seat speaker
CG53526	1965-1969		SPEAKER HARNESS, for stereo front and rear speakers
CA79256	1965-1969		SPEAKER GROUND WIRE, convertible rear speaker Note: When using a factory stereo setup, 2 of these wires are required
CA70068	1967-1969		SPEAKER HARNESS, front stereo speakers
CG01421	1970-1970		RADIO POWER EXTENSION, with single front dash speaker
CG01423	1970-1970		SPEAKER HARNESS, AM, AM/FM mono with single center dash speaker and rear seat speaker fader connection Note: Requires 38574 speaker extension to complete rear seat speaker connection
38574	1970-1970		SPEAKER HARNESS, rear seat extension
SPEED WARNING HARNESSES			
CH61352	1967-1967		SPEED WARNING HARNESS
CG85148	1968-1968		SPEED WARNING HARNESS
STEERING COLUMN ADAPTER HARNESSES			
35785	1958-1958		STEERING COLUMN ADAPTER HARNESS, for 1969-76 GM column to stock dash Note: Adapts horn, directionals, hazard flasher to stock dash
13597	1958-1958		STEERING COLUMN ADAPTER HARNESS, for 1977 and later GM column to stock dash Note: Adapts horn, directionals, hazard flasher to stock dash
37616	1959-1962		STEERING COLUMN ADAPTER HARNESS, for 1969-1976 GM column to stock dash Note: Adapts horn, directionals, hazard flasher to stock 6-way dash connector
38124	1959-1962		STEERING COLUMN ADAPTER HARNESS, for 1977 and later GM column to stock dash Note: Adapts horn, directionals, hazard flasher to stock 6-way dash connector
37618	1963-1966		STEERING COLUMN ADAPTER HARNESS, for 1969-1976 GM column to stock dash Note: Adapts horn, directionals, hazard flasher to stock 8-way dash connector
38125	1963-1966		STEERING COLUMN ADAPTER HARNESS, for 1977 and later GM column to stock dash Note: Adapts horn, directionals, hazard flasher to stock 8-way dash connector
36882	1967-1968		STEERING COLUMN ADAPTER HARNESS, for 1969-1976 GM column to stock dash Note: Adapts horn, directionals, hazard flasher to stock 9 pin T/L dash connector
38127	1967-1968		STEERING COLUMN ADAPTER HARNESS, for 1977 and later GM column to stock dash Note: Adapts horn, directionals, hazard flasher to stock 9 pin T/L dash connector
TACHOMETER HARNESSES			

PART #	YEARS	DATE CODE	DESCRIPTION
CF90220	1961-1962		TACHOMETER HARNESS
CF90225	1963-1963		TACHOMETER HARNESS, for in dash tachometer
CF90230	1964-1964		TACHOMETER HARNESS, for in dash tachometer
CF47017	1964-1964		TACHOMETER HARNESS, for steering column mounted tachometer
CG58812	1965-1965		TACHOMETER HARNESS, for in dash tachometer
CG58921	1965-1966		TACHOMETER HARNESS, for steering column mounted tachometer
CG67850	1966-1966		TACHOMETER HARNESS, for in dash tachometer
TILT COLUMN ADAPTER HARNESSES			
CF32877	1963-1963		TILT STEERING WHEEL ADAPTER HARNESS, for directional signal switch
CF46061	1964-1964		TILT STEERING WHEEL ADAPTER HARNESS, for directional signal switch
CG58813	1965-1966		TILT STEERING WHEEL ADAPTER HARNESS, for directional signal switch
TRANSISTOR IGNITION HARNESSES			
CF46911	1964-1964		TRANSISTOR IGNITION AMPLIFIER HARNESS
CF47103	1964-1964		TRANSISTOR IGNITION EXTENSION HARNESS, starter to amplifier harness
33225	1964-1967		TRANSISTOR IGNITION AMPLIFIER EXTENSION, early production, from internal circuit board to amp housing connector
CF46913	1964-1967		TRANSISTOR IGNITION EXTENSION HARNESS, ignition switch to extension harness
CG58219	1965-1965		TRANSISTOR IGNITION EXTENSION HARNESS, starter to amplifier harness
02115	1965-1966		TRANSISTOR IGNITION VOLTAGE REGULATOR ADAPTER HARNESS, (with in-line diode), 396 c.i., with A/C and TH400 trans.
CF48218	1965-1967		TRANSISTOR IGNITION AMPLIFIER HARNESS
CG67841	1966-1967		TRANSISTOR IGNITION EXTENSION HARNESS, starter to amplifier harness
TRANSMISSION KICKDOWN HARNESSES			
CA79257	1965-1967		TRANSMISSION KICKDOWN HARNESS, TH400 automatic trans.
CG85241	1968-1969		TRANSMISSION KICKDOWN HARNESS, TH400 automatic trans., with 4 BBL carb.
38306	1971-1976		TRANSMISSION KICKDOWN HARNESS, TH400 automatic trans.
TRANSMISSION OVERDRIVE HARNESSES			
CF89569	1958-1958		TRANSMISSION OVERDRIVE HARNESS, V8
CF91433	1959-1959		TRANSMISSION OVERDRIVE HARNESS, 6 cyl., (early 1 piece design)
CF91434	1959-1959		TRANSMISSION OVERDRIVE HARNESS, 8 cyl., (early 1 piece design)
CF16885	1961-1961		TRANSMISSION OVERDRIVE HARNESS, V8
CF48130	1964-1969		TRANSMISSION OVERDRIVE EXTENSION, overdrive harness to transmission
CG58802	1965-1966		TRANSMISSION OVERDRIVE HARNESS, 6 cyl.
CG58803	1965-1966		TRANSMISSION OVERDRIVE HARNESS, V8
CG71186	1967-1967		TRANSMISSION OVERDRIVE HARNESS, 6 cyl.
CG71187	1967-1967		TRANSMISSION OVERDRIVE HARNESS, V8
CG85145	1968-1968		TRANSMISSION OVERDRIVE HARNESS, V8
TRUNK LIGHT ASSEMBLIES AND WIRING			
CF23100	1962-1965		TRUNK LIGHT ASSEMBLY
111509	1966-1967		TRUNK LIGHT ASSEMBLY, with lead wire and extension wire
110895	1968-1970		TRUNK LIGHT ASSEMBLY, convertible, with lead wire and extension wire
112003	1968-1971		TRUNK LIGHT ASSEMBLY, coupe, with lead wire and extension wire
36381	1973-1976		TRUNK LIGHT ASSEMBLY, with lead wire
TRUNK LIGHT EXTENSION HARNESSES			
35687	1962-1964		TRUNK LIGHT EXTENSION HARNESS, BelAir and Biscayne only
35686	1965-1965		TRUNK LIGHT EXTENSION HARNESS, BelAir and Biscayne only
37641	1968-1970		TRUNK LIGHT EXTENSION WIRE, convertible
36239	1971-1972		TRUNK LIGHT EXTENSION, from trunk light to rear body harness connection, all BelAir
36239	1971-1972		TRUNK LIGHT EXTENSION, from trunk light to rear body harness connection, all Biscayne
36239	1971-1972		TRUNK LIGHT EXTENSION, from trunk light to rear body harness connection, all Caprice
36239	1971-1972		TRUNK LIGHT EXTENSION, from trunk light to rear body harness connection, all Impala
TRUNK RELEASE HARNESSES			

PART #	YEARS	DATE CODE	DESCRIPTION
--------	-------	-----------	-------------

14570	1970-1970		TRUNK RELEASE HARNESS, for electric trunk lid release
-------	-----------	--	---

UNDERHOOD LIGHT WIRING

CG83128	1958-1971		UNDERHOOD REPLACEMENT LIGHT ASSEMBLY
---------	-----------	--	--------------------------------------

CG20682	1972-1974		UNDERHOOD REPLACEMENT LIGHT ASSEMBLY
---------	-----------	--	--------------------------------------

WIPER HARNESSES

CF89483	1958-1958		WIPER MOTOR HARNESS, electric wipers
---------	-----------	--	--------------------------------------

CF92652	1959-1959		WIPER MOTOR HARNESS, single speed
---------	-----------	--	-----------------------------------

CF92653	1959-1959		WIPER MOTOR HARNESS, single speed wipers, with production washer
---------	-----------	--	--

CF02139	1959-1960		WIPER MOTOR HARNESS, 2 speed wipers, with production washer
---------	-----------	--	---

CF04774	1960-1960		WIPER MOTOR HARNESS, single speed wipers
---------	-----------	--	--

CF04775	1960-1960		WIPER MOTOR HARNESS, single speed wipers, with production washer
---------	-----------	--	--

CF04873	1960-1960		WIPER MOTOR HARNESS, single speed, with accessory washer
---------	-----------	--	--

CF19071	1961-1961		WIPER MOTOR HARNESS, single speed, with accessory washer
---------	-----------	--	--

CF19829	1961-1962		WIPER MOTOR HARNESS, 2 speed wipers, with washer
---------	-----------	--	--

CF19828	1961-1962		WIPER MOTOR HARNESS, single speed wipers
---------	-----------	--	--

CF31268	1963-1963		WIPER MOTOR HARNESS, 2 speed wipers, with washer
---------	-----------	--	--

37608	1963-1963		WIPER MOTOR HARNESS, single speed wipers
-------	-----------	--	--

37607	1963-1963		WIPER MOTOR HARNESS, single speed wipers, with washer
-------	-----------	--	---

CF45703	1964-1964		WIPER MOTOR HARNESS, 2 speed wipers, with washer
---------	-----------	--	--

CF45764	1964-1965		WIPER MOTOR HARNESS, single speed wipers
---------	-----------	--	--

CF45702	1964-1965		WIPER MOTOR HARNESS, single speed wipers, with washer
---------	-----------	--	---

CG59208	1965-1966		WIPER MOTOR HARNESS, 2 speed wipers, with washer
---------	-----------	--	--

CG71343	1967-1967		WIPER MOTOR HARNESS, 2 speed wipers, with washer
---------	-----------	--	--

2 - Battery Cables

BATTERY CABLE JUNCTION BLOCK - POSITIVE

03882795	1965-1971		BATTERY CABLE JUNCTION BLOCK, for positive cable secondary lead
----------	-----------	--	---

BATTERY CABLES - NEGATIVE / GROUND

29420	1958-1958		BATTERY CABLE, neg., 348 V8
-------	-----------	--	-----------------------------

02845	1958-1958		BATTERY CABLE, neg., 6 cyl.
-------	-----------	--	-----------------------------

02845	1958-1960		BATTERY CABLE, neg., V8
-------	-----------	--	-------------------------

02840	1959-1960		BATTERY CABLE, neg., 6 cyl.
-------	-----------	--	-----------------------------

38072	1959-1960		BATTERY CABLE, neg., V8, 348 c.i.
-------	-----------	--	-----------------------------------

03330	1961-1961		BATTERY CABLE, neg., 348 c.i.
-------	-----------	--	-------------------------------

03320	1961-1961		BATTERY CABLE, neg., 6 cyl.
-------	-----------	--	-----------------------------

03325	1961-1962		BATTERY CABLE, neg., 283 c.i.
-------	-----------	--	-------------------------------

03330	1962-1962		BATTERY CABLE, neg., 409 c.i.
-------	-----------	--	-------------------------------

03325	1962-1962		BATTERY CABLE, neg., 6 cyl.
-------	-----------	--	-----------------------------

04010	1962-1963		BATTERY CABLE, neg., 327 c.i. special high perf.
-------	-----------	--	--

04010	1963-1963		BATTERY CABLE, neg., 409 c.i.
-------	-----------	--	-------------------------------

04170	1963-1963		BATTERY CABLE, neg., 6 cyl., with or without A/C
-------	-----------	--	--

03325	1963-1963		BATTERY CABLE, neg., V8, with or without A/C
-------	-----------	--	--

05040	1964-1964		BATTERY CABLE, neg., 6 cyl.
-------	-----------	--	-----------------------------

05145	1964-1964		BATTERY CABLE, neg., V8, 283-327 c.i., with A/C
-------	-----------	--	---

05045	1964-1964		BATTERY CABLE, neg., V8, 283-327 c.i., without A/C
-------	-----------	--	--

05050	1964-1964		BATTERY CABLE, neg., V8, 327 c.i., special high perf.
-------	-----------	--	---

05055	1964-1964		BATTERY CABLE, neg., V8, 409 c.i.
-------	-----------	--	-----------------------------------

05395	1964-1965		BATTERY CABLE, neg., 6 cyl., with A/C
-------	-----------	--	---------------------------------------

05050	1964-1965		BATTERY CABLE, neg., V8, 409 c.i., with A/C
-------	-----------	--	---

05040	1965-1965		BATTERY CABLE, neg., 6 cyl., without A/C
-------	-----------	--	--

04665	1965-1965		BATTERY CABLE, neg., V8, 396 c.i., with A/C
-------	-----------	--	---

05050	1965-1965		BATTERY CABLE, neg., V8, all without A/C
-------	-----------	--	--

PART #	YEARS	DATE CODE	DESCRIPTION
05145	1965-1966		BATTERY CABLE, neg., 283-327 c.i., with A/C
09770	1966-1966		BATTERY CABLE, neg., 6 cyl., all
04665	1966-1966		BATTERY CABLE, neg., V8, 396-427 c.i., with A/C
05045	1966-1966		BATTERY CABLE, neg., V8, all without A/C
06805	1967-1967		BATTERY CABLE, neg., 283-327 c.i., with A/C
05055	1967-1967		BATTERY CABLE, neg., 396-427 c.i., with A/C
09255	1967-1967		BATTERY CABLE, neg., 6 cyl., with A/C
09875	1967-1967		BATTERY CABLE, neg., 6 cyl., without A/C
09870	1967-1967		BATTERY CABLE, neg., V8, all without A/C
20775	1968-1968		BATTERY CABLE, neg., 307-327 c.i., with A/C
12495	1968-1968		BATTERY CABLE, neg., 396-427 c.i., with A/C
12490	1968-1968		BATTERY CABLE, neg., 6 cyl., with A/C
12500	1968-1968		BATTERY CABLE, neg., 6 cyl., without A/C
12505	1968-1968		BATTERY CABLE, neg., V8, all without A/C
22770	1969-1969		BATTERY CABLE, neg., 396-427 c.i.
22775	1969-1969		BATTERY CABLE, neg., 6 cyl.
22765	1969-1969		BATTERY CABLE, neg., 6 cyl., with A/C
22760	1969-1969		BATTERY CABLE, neg., V8, except 396-427 c.i.
12580	1970-1970		BATTERY CABLE, neg., 6 cyl.
14850	1970-1970		BATTERY CABLE, neg., 6 cyl. (side mount type)
20770	1970-1970		BATTERY CABLE, neg., V8, all
22690	1970-1970		BATTERY CABLE, neg., V8, all (side mount type)

BATTERY CABLES - POSITIVE

21675	1958-1958		BATTERY CABLE, pos., 6 cyl..
21680	1958-1958		BATTERY CABLE, pos., V8
02785	1958-1958		BATTERY CABLE, pos., V8, 348 c.i.
02835	1959-1959		BATTERY CABLE, pos., 6 cyl. and V8
38065	1959-1960		BATTERY CABLE, pos., V8, 348 c.i.
03285	1960-1960		BATTERY CABLE, pos., 6 cyl. and 283 V8
03315	1961-1961		BATTERY CABLE, pos., 348 c.i.
03310	1961-1962		BATTERY CABLE, pos., 283 c.i.
04105	1961-1962		BATTERY CABLE, pos., 6 cyl.
03315	1962-1962		BATTERY CABLE, pos., 327 c.i., special high perf.
03315	1962-1962		BATTERY CABLE, pos., 409 c.i.
18925	1963-1963		BATTERY CABLE, pos., 6 cyl.
03930	1963-1963		BATTERY CABLE, pos., V8, all
20780	1964-1964		BATTERY CABLE, pos., 6 cyl., all
05385	1964-1964		BATTERY CABLE, pos., V8, 283-327 c.i., all
05410	1964-1964		BATTERY CABLE, pos., V8, 409 c.i., with A/C
21130	1964-1964		BATTERY CABLE, pos., V8, 409 c.i., without A/C
05450	1965-1965		BATTERY CABLE, pos., 6 cyl., all
05455	1965-1966		BATTERY CABLE, pos., V8, all
09780	1966-1966		BATTERY CABLE, pos., 6 cyl., all
10720	1967-1967		BATTERY CABLE, pos., 6 cyl., all
09755	1967-1967		BATTERY CABLE, pos., V8, all
09850	1968-1968		BATTERY CABLE, pos., 6 cyl.
21560	1968-1968		BATTERY CABLE, pos., V8,
22785	1969-1969		BATTERY CABLE, pos., 6 cyl., all
22945	1969-1969		BATTERY CABLE, pos., V8, 396-427 c.i.
22755	1969-1969		BATTERY CABLE, pos., V8, except 396-427 c.i.
12615	1970-1970		BATTERY CABLE, pos., 6 cyl.
14880	1970-1970		BATTERY CABLE, pos., 6 cyl. (side mount type)

PART #	YEARS	DATE CODE	DESCRIPTION
15115	1970-1970		BATTERY CABLE, pos., V8, all
15120	1970-1970		BATTERY CABLE, pos., V8, all (side mount type)

3 - Spark Plugs

ORIGINAL SPARK PLUG WIRE SETS - DATE CODED

1014-611	1961-1961	1-Q-61	SPARK PLUG WIRE SET, L6, all
1306-611	1961-1961	1-Q-61	SPARK PLUG WIRE SET, V8, all 348 & 409 c.i. with single carb.
1222-611	1961-1961	1-Q-61	SPARK PLUG WIRE SET, V8, all small block
1014-613	1962-1962	3-Q-61	SPARK PLUG WIRE SET, L6, all
1014-621	1962-1962	1-Q-62	SPARK PLUG WIRE SET, L6, all
1306-613	1962-1962	3-Q-61	SPARK PLUG WIRE SET, V8, all 409 c.i.
1306-621	1962-1962	1-Q-62	SPARK PLUG WIRE SET, V8, all 409 c.i.
1222-613	1962-1962	3-Q-61	SPARK PLUG WIRE SET, V8, all small block
1222-621	1962-1962	1-Q-62	SPARK PLUG WIRE SET, V8, all small block
1018-623	1963-1963	3-Q-62	SPARK PLUG WIRE SET, L6, all with A/C
1018-631	1963-1963	1-Q-63	SPARK PLUG WIRE SET, L6, all with A/C
1016-623	1963-1963	3-Q-62	SPARK PLUG WIRE SET, L6, all without A/C
1016-631	1963-1963	1-Q-63	SPARK PLUG WIRE SET, L6, all without A/C
1306-623	1963-1963	3-Q-62	SPARK PLUG WIRE SET, V8, all 409 c.i.
1306-631	1963-1963	1-Q-63	SPARK PLUG WIRE SET, V8, all 409 c.i.
1222-623	1963-1963	3-Q-62	SPARK PLUG WIRE SET, V8, all small block
1222-631	1963-1963	1-Q-63	SPARK PLUG WIRE SET, V8, all small block
1018-633	1964-1964	3-Q-63	SPARK PLUG WIRE SET, L6, all with A/C
1018-641	1964-1964	1-Q-64	SPARK PLUG WIRE SET, L6, all with A/C
1016-633	1964-1964	3-Q-63	SPARK PLUG WIRE SET, L6, all without A/C
1016-641	1964-1964	1-Q-64	SPARK PLUG WIRE SET, L6, all without A/C
1306-633	1964-1964	3-Q-63	SPARK PLUG WIRE SET, V8, all 409 c.i.
1306-641	1964-1964	1-Q-64	SPARK PLUG WIRE SET, V8, all 409 c.i.
1222-633	1964-1964	3-Q-63	SPARK PLUG WIRE SET, V8, all small block
1222-641	1964-1964	1-Q-64	SPARK PLUG WIRE SET, V8, all small block
1018-643	1965-1965	3-Q-64	SPARK PLUG WIRE SET, L6, all with A/C
1018-651	1965-1965	1-Q-65	SPARK PLUG WIRE SET, L6, all with A/C
1016-643	1965-1965	3-Q-64	SPARK PLUG WIRE SET, L6, all without A/C
1016-651	1965-1965	1-Q-65	SPARK PLUG WIRE SET, L6, all without A/C
1306-643	1965-1965	3-Q-64	SPARK PLUG WIRE SET, V8, all 409 c.i.
1308-651	1965-1965	1-Q-65	SPARK PLUG WIRE SET, V8, all big block, except 409 c.i.
1222-643	1965-1965	3-Q-64	SPARK PLUG WIRE SET, V8, all small block
1222-651	1965-1965	1-Q-65	SPARK PLUG WIRE SET, V8, all small block
1018-653	1966-1966	3-Q-65	SPARK PLUG WIRE SET, L6, all with A/C
1018-661	1966-1966	1-Q-66	SPARK PLUG WIRE SET, L6, all with A/C
1016-653	1966-1966	3-Q-65	SPARK PLUG WIRE SET, L6, all without A/C
1016-661	1966-1966	1-Q-66	SPARK PLUG WIRE SET, L6, all without A/C
1308-653	1966-1966	3-Q-65	SPARK PLUG WIRE SET, V8, all big block
1308-661	1966-1966	1-Q-66	SPARK PLUG WIRE SET, V8, all big block
1222-653	1966-1966	3-Q-65	SPARK PLUG WIRE SET, V8, all small block
1222-661	1966-1966	1-Q-66	SPARK PLUG WIRE SET, V8, all small block
1018-663	1967-1967	3-Q-66	SPARK PLUG WIRE SET, L6, all with A/C
1018-671	1967-1967	1-Q-67	SPARK PLUG WIRE SET, L6, all with A/C
1016-663	1967-1967	3-Q-66	SPARK PLUG WIRE SET, L6, all without A/C
1016-671	1967-1967	1-Q-67	SPARK PLUG WIRE SET, L6, all without A/C
1310-663	1967-1967	3-Q-66	SPARK PLUG WIRE SET, V8, all big block
1310-671	1967-1967	1-Q-67	SPARK PLUG WIRE SET, V8, all big block
1222-663	1967-1967	3-Q-66	SPARK PLUG WIRE SET, V8, all small block

PART #	YEARS	DATE CODE	DESCRIPTION
1222-671	1967-1967	1-Q-67	SPARK PLUG WIRE SET, V8, all small block
1018-673	1968-1968	3-Q-67	SPARK PLUG WIRE SET, L6, all with A/C
1018-681	1968-1968	1-Q-68	SPARK PLUG WIRE SET, L6, all with A/C
1016-673	1968-1968	3-Q-67	SPARK PLUG WIRE SET, L6, all without A/C
1016-681	1968-1968	1-Q-68	SPARK PLUG WIRE SET, L6, all without A/C
1310-673	1968-1968	3-Q-67	SPARK PLUG WIRE SET, V8, all big block
1310-681	1968-1968	1-Q-68	SPARK PLUG WIRE SET, V8, all big block
1222-673	1968-1968	3-Q-67	SPARK PLUG WIRE SET, V8, all small block
1222-681	1968-1968	1-Q-68	SPARK PLUG WIRE SET, V8, all small block
1018-683	1969-1969	3-Q-68	SPARK PLUG WIRE SET, L6, all with A/C
1018-691	1969-1969	1-Q-69	SPARK PLUG WIRE SET, L6, all with A/C
1016-683	1969-1969	3-Q-68	SPARK PLUG WIRE SET, L6, all without A/C
1016-691	1969-1969	1-Q-69	SPARK PLUG WIRE SET, L6, all without A/C
1310-683	1969-1969	3-Q-68	SPARK PLUG WIRE SET, V8, all big block
1310-691	1969-1969	1-Q-69	SPARK PLUG WIRE SET, V8, all big block
1222-683	1969-1969	3-Q-68	SPARK PLUG WIRE SET, V8, all small block
1222-691	1969-1969	1-Q-69	SPARK PLUG WIRE SET, V8, all small block
1016-693	1970-1970	3-Q-69	SPARK PLUG WIRE SET, L6, all
1016-701	1970-1970	1-Q-70	SPARK PLUG WIRE SET, L6, all
1310-693	1970-1970	3-Q-69	SPARK PLUG WIRE SET, V8, all big block
1310-701	1970-1970	1-Q-70	SPARK PLUG WIRE SET, V8, all big block
1222-693	1970-1970	3-Q-69	SPARK PLUG WIRE SET, V8, all small block
1222-701	1970-1970	1-Q-70	SPARK PLUG WIRE SET, V8, all small block
1016-703	1971-1971	3-Q-70	SPARK PLUG WIRE SET, L6, all
1016-711	1971-1971	1-Q-71	SPARK PLUG WIRE SET, L6, all
1310-703	1971-1971	3-Q-70	SPARK PLUG WIRE SET, V8, all big block
1310-711	1971-1971	1-Q-71	SPARK PLUG WIRE SET, V8, all big block
1226-703	1971-1971	3-Q-70	SPARK PLUG WIRE SET, V8, all small block
1226-711	1971-1971	1-Q-71	SPARK PLUG WIRE SET, V8, all small block
1016-713	1972-1972	3-Q-71	SPARK PLUG WIRE SET, L6, all
1016-721	1972-1972	1-Q-72	SPARK PLUG WIRE SET, L6, all
1312-713	1972-1972	3-Q-71	SPARK PLUG WIRE SET, V8, all big block
1312-721	1972-1972	1-Q-72	SPARK PLUG WIRE SET, V8, all big block
1226-713	1972-1972	3-Q-71	SPARK PLUG WIRE SET, V8, all small block
1226-721	1972-1972	1-Q-72	SPARK PLUG WIRE SET, V8, all small block
1016-723	1973-1973	3-Q-72	SPARK PLUG WIRE SET, L6, all
1016-731	1973-1973	1-Q-73	SPARK PLUG WIRE SET, L6, all
1314-723	1973-1973	3-Q-72	SPARK PLUG WIRE SET, V8, all big block
1314-731	1973-1973	1-Q-73	SPARK PLUG WIRE SET, V8, all big block
1226-723	1973-1973	3-Q-72	SPARK PLUG WIRE SET, V8, all small block
1226-731	1973-1973	1-Q-73	SPARK PLUG WIRE SET, V8, all small block
1314-733	1974-1974	3-Q-73	SPARK PLUG WIRE SET, V8, all big block
1314-741	1974-1974	1-Q-74	SPARK PLUG WIRE SET, V8, all big block
1226-733	1974-1974	3-Q-73	SPARK PLUG WIRE SET, V8, all small block
1226-741	1974-1974	1-Q-74	SPARK PLUG WIRE SET, V8, all small block
ORIGINAL SPARK PLUG WIRE SETS - NOT DATE CODED			
1012-000	1958-1961	NOT	SPARK PLUG WIRE SET, L6, all
1302-000	1958-1961	NOT	SPARK PLUG WIRE SET, V8, all 348 c.i. with single carb.
1304-000	1958-1961	NOT	SPARK PLUG WIRE SET, V8, all 348 c.i. with tri-power
1220-000	1958-1961	NOT	SPARK PLUG WIRE SET, V8, all small block
1307-000	1962-1962	NOT	SPARK PLUG WIRE SET, V8, all Z-11 service package w/427 c.i. (uses Packard 440 wire)
1307-000	1963-1963	NOT	SPARK PLUG WIRE SET, V8, all Z-11 w/427 c.i. (uses Packard 440 wire)

PART #	YEARS	DATE CODE	DESCRIPTION
ORIGINAL SPARK PLUG WIRE SETS - REPRODUCTION - NOT DATE CODED			
1234-999	1975-1975	NOT	SPARK PLUG WIRE SET, V8, all small block (THESE ARE REPRODUCTION BUT ARE NOT DATE CODED)
1343-999	1975-1976	NOT	SPARK PLUG WIRE SET, V8, all big block, (THESE ARE REPRODUCTION BUT ARE NOT DATE CODED)
1242-999	1976-1976	NOT	SPARK PLUG WIRE SET, V8, all small block (THESE ARE REPRODUCTION BUT ARE NOT DATE CODED)
1242-999	1977-1977	NOT	SPARK PLUG WIRE SET, V8, all, (THESE ARE REPRODUCTION BUT ARE NOT DATE CODED)
1244-999	1978-1978	NOT	SPARK PLUG WIRE SET, V8, all, (THESE ARE REPRODUCTION BUT ARE NOT DATE CODED)
1256-999	1979-1979	NOT	SPARK PLUG WIRE SET, V8, all, (THESE ARE REPRODUCTION BUT ARE NOT DATE CODED)
1258-999	1980-1980	NOT	SPARK PLUG WIRE SET, V8, all, (THESE ARE REPRODUCTION BUT ARE NOT DATE CODED)
1264-999	1981-1982	NOT	SPARK PLUG WIRE SET, V8, all, (THESE ARE REPRODUCTION BUT ARE NOT DATE CODED)
REPLACEMENT SPARK PLUG WIRE SETS - NOT DATE CODED			
1250-999	1958-1974	NOT	SPARK PLUG WIRE SET, V8, all small block
1350-999	1965-1966	NOT	SPARK PLUG WIRE SET, V8, all big block
1352-999	1967-1971	NOT	SPARK PLUG WIRE SET, V8, all big block
1354-999	1972-1974	NOT	SPARK PLUG WIRE SET, V8, all big block
4 - Switches & Parts			
BACKUP LIGHT SWITCHES			
01998728	1959-1962		BACKUP LIGHT SWITCH ASSEMBLY, manual trans.
01997929	1963-1963		BACKUP LIGHT SWITCH ASSEMBLY, manual trans.
39504	1963-1968		BACKUP SWITCH MOUNTING KIT, muncie 4 speed, includes bracket, shield, rod, clips, screws and washers
01993661	1964-1964		BACKUP LIGHT SWITCH ASSEMBLY, manual trans.
510048	1965-1967		BACK UP SWITCH WIRING FOR HURST STYLE BUTTON SWITCH, from firewall to switch
01993307	1965-1967		BACKUP LIGHT SWITCH ASSEMBLY, manual trans.
01993431	1968-1968		BACKUP LIGHT SWITCH ASSEMBLY, manual trans.
03943657	1969-1972		BACKUP LIGHT SWITCH, manual trans.
BREAKERLESS SE IGNITION SYSTEM			
38131	1958-1974		BREAKERLESS SE IGNITION SYSTEM, GM V8 point conversion kit Note: Replaces stock points with an electronic SE ignition module
CIRCUIT BREAKERS			
04849850	1965-1966		CIRCUIT BREAKER, 40 amp for p/windows, p/seats, p/tailgate or p/top
04850166	1967-1971		CIRCUIT BREAKER, 30 amp for p/windows, p/seats, p/tailgate, p/locks, or p/top
COURTESY LIGHT HARNESSES BRACKET			
04876930	1959-1967		MOUNTING BRACKET, for under dash courtesy light harness lamp socket, (2 required per car)
DIMMER SWITCH			
01997023	1958-1960		DIMMER SWITCH
GROMMET PASS THRU			
500546	1958-1958		GROMMET PASS THRU, used on 4 wire parking light conn. feed thru core support.
500545	1958-1960		GROMMET PASS THRU, used on 8 wire engine connector feed thru firewall
500545	1958-1960		GROMMET PASS THRU, used on 8 wire front light connector feed thru firewall
HEADLIGHT SETS T-3 SEALED BEAM			
SB6067S	1960-1967		SEALED BEAM HEADLIGHT SET, GUIDE 12V "T3" style, for dual beam headlight setup Note: Set contains 2 hi/low beam and 2 hi beam headlights
SB6871S	1968-1971		SEALED BEAM HEADLIGHT SET, GUIDE 12V "T3" style, for dual beam headlight setup Note: Set contains 2 hi/low beam and 2 hi beam headlights
HEADLIGHT SWITCHES			
01995096	1958-1963		HEADLIGHT SWITCH, all
01995191	1968-1969		HEADLIGHT SWITCH, all with hideaway headlamps
HORN RELAYS			
12339243	1958-1962		HORN RELAY, Note: Used with alternator conversion harness
12339243	1963-1965		HORN RELAY
IGNITION SWITCHES			

PART #	YEARS	DATE CODE	DESCRIPTION
01990110	1969-1992		IGNITION SWITCH, all, with tilt
01990109	1969-1992		IGNITION SWITCH, all, without tilt
NEUTRAL SAFETY SWITCHES			
01993659	1958-1966		NEUTRAL SAFETY / BACKUP LIGHT SWITCH, column shift powerglide auto. trans.
01993320	1964-1966		NEUTRAL SAFETY / BACKUP LIGHT SWITCH, column shift TH auto. trans.
01993696	1965-1967		NEUTRAL SAFETY / BACKUP LIGHT SWITCH, console shift powerglide auto. trans.
01994235	1969-1972		NEUTRAL SAFETY / BACKUP LIGHT SWITCH, column shift auto. trans.
03983965	1970-1970		NEUTRAL SAFETY SWITCH ASSEMBLY, manual trans., clutch pedal mounted
03986841	1971-1972		NEUTRAL SAFETY SWITCH ASSEMBLY, manual trans., clutch pedal mounted
POWER CONVERTIBLE TOP SWITCHES			
03906118	1965-1968		POWER CONVERTIBLE TOP SWITCH Note: Sold as a complete assembly, includes the switch, mounting housing and retaining clips
POWER TAILGATE WINDOW SWITCHES			
03906118	1965-1968		POWER TAILGATE WINDOW SWITCH Note: Sold as a complete assembly, includes the switch, mounting housing and retaining clips
POWER WINDOW GUIDE			
500549	1958-1958		DOOR JAMB HARNESS GUIDE, correct metal guide for power window and accessory door harnesses
POWER WINDOW SWITCHES			
04432791	1964-1970		POWER WINDOW SWITCH ASSEMBLY, 4 button, round corner style, chrome
04432790	1964-1970		POWER WINDOW SWITCH ASSEMBLY, single button, round corner style, chrome
TEMPERATURE SENDING SWITCHES			
01513321	1958-1967		TEMPERATURE SENDING UNIT, all, with gauge, with "T" type terminal connection Note: Requires a 56 series female terminal and connector
01993561	1962-1966		TEMPERATURE SENDING UNIT, all, warning lights
06400759	1968-1968		TEMPERATURE SENDING UNIT, V8, gauge
01993426	1968-1968		TEMPERATURE SENDING UNIT, V8, warning light, with "blade" type terminal connection Note: Requires a 56 series female terminal and connector
01513462	1969-1969		TEMPERATURE SENDING UNIT, V8, gauge, with threaded connection Note: Requires a ring terminal and threaded nut connection
TRANSISTOR IGNITION AMPLIFIER REPLACEMENT MODULE			
32270	1964-1967		TRANSISTOR IGNITION AMPLIFIER REPLACEMENT MODULE Note: Replaces original circuit board in amplifier
TRANSMISSION CONTROL SPARK SOLENOID SWITCHES			
01114434	1970-1970		TRANSMISSION CONTROL SPARK SOLENOID, 454 c.i.
01114432	1970-1971		TRANSMISSION CONTROL SPARK SOLENOID, 350 c.i., 4 BBL.
01114432	1970-1971		TRANSMISSION CONTROL SPARK SOLENOID, V8, 2 BBL.
01997410	1973-1973		TRANSMISSION CONTROL SPARK SOLENOID, V8, 2 BBL. (wagon only)
TRANSMISSION KICKDOWN SWITCH			
01242101	1970-1972		KICKDOWN SWITCH, TH400
TURN SIGNAL SWITCHES			
37789	1958-1958		TURN SIGNAL SWITCH ASSEMBLY, complete with male connector body
03765110	1959-1962		TURN SIGNAL SWITCH, all
00898197US	1963-1963		TURN SIGNAL SWITCH, all, without tilt, DELCO GUIDE TOOLING , (includes lead wiring)
01993624	1963-1966		TURN SIGNAL SWITCH, all with tilt wheel
00910821US	1964-1966		TURN SIGNAL SWITCH, all without tilt, DELCO GUIDE TOOLING , (includes lead wiring)
05698897	1967-1968		TURN SIGNAL SWITCH, all with column shift auto. trans., with and without tilt, "DELCO-GUIDE" type Note: Emergency flasher actuator hole in outer collar has a "D" shape
05698520US	1967-1968		TURN SIGNAL SWITCH, all, DELCO GUIDE TOOLING , (includes lead wiring), "BOYNE" type Note: Emergency flasher actuator hole in outer collar has a "O" shape
07800482	1967-1968		TURN SIGNAL SWITCH, all, with column shift auto. trans., with and without tilt, (except tilt and telescopic), without cornering lamps, "DELCO-GUIDE" type Note: Emergency flasher actuator hole in outer collar is round
01997938	1969-1972		TURN SIGNAL SWITCH, all, (includes lead wiring)
01997938US	1969-1972		TURN SIGNAL SWITCH, all, DELCO GUIDE TOOLING , (includes lead wiring)



PART #	YEARS	DATE CODE	DESCRIPTION
--------	-------	-----------	-------------

WINDSHIELD WIPER SWITCHES

01993543	1959-1963		WIPER SWITCH, 2 speed with washer
01993541	1959-1963		WIPER SWITCH, single speed with washer
01993643	1964-1964		WIPER SWITCH, 2 speed with washer
01993642	1964-1964		WIPER SWITCH, single speed with washer
01993678	1965-1966		WIPER SWITCH, 2 speed with washer
01993680	1965-1966		WIPER SWITCH, single speed with washer
01993442	1968-1968		WIPER SWITCH, with recess park

6 - Harness Repair

VARIOUS HARNESS REPAIR ITEMS

R0067108			HARNESS TAPE, 1.25" vinyl, (100 ft. roll), non-adhesive
PM485-007			HARNESS TAPE, black, 1.25" cloth adhesive, (100 ft. roll)
PM451-001			LOOM .133" I.D. asphalt, (sold by the foot)
34620			TEMPERATURE SENDER UNIT WIRE REPAIR KIT, single wire
41366	1962-1966		TEMPERATURE SENDER UNIT WIRE REPAIR KIT, dual wire

PART #	YEARS	DATE CODE	DESCRIPTION
--------	-------	-----------	-------------

1 - Wiring Harnesses

AIR CONDITIONING COMPRESSOR EXTENSION HARNESSSES

CA38219	1973-1974		AIR CONDITIONING COMPRESSOR EXTENSION, compressor and thermal limiter to A/C harness
---------	-----------	--	--

AIR CONDITIONING GROUND WIRES

36248	1962-1962		A/C COMPRESSOR GROUND WIRE, 6 cyl.
36248	1962-1962		A/C COMPRESSOR GROUND WIRE, V8
NV21725	1962-1965		A/C RELAY GROUND WIRE
36254	1963-1963		A/C COMPRESSOR GROUND WIRE, 6 cyl.
36254	1963-1963		A/C COMPRESSOR GROUND WIRE, V8
01645	1964-1967		A/C COMPRESSOR GROUND WIRE, 6 cyl.
CF21845	1964-1967		A/C COMPRESSOR GROUND WIRE, V8
12975	1968-1972		A/C COMPRESSOR GROUND WIRE

AIR CONDITIONING HARNESSSES

NV29964	1962-1962		AIR CONDITIONING HARNESS, 4 cyl. & 6 cyl.
36252	1962-1962		AIR CONDITIONING HARNESS, V8
36072	1963-1963		AIR CONDITIONING HARNESS, 4 cyl. & 6 cyl.
NV31847	1963-1963		AIR CONDITIONING HARNESS, V8
NV31847	1964-1964		AIR CONDITIONING HARNESS
NV36110	1965-1965		AIR CONDITIONING HARNESS
NV67810	1966-1967		AIR CONDITIONING HARNESS
NV85279	1968-1968		AIR CONDITIONING HARNESS
CA97546	1969-1970		AIR CONDITIONING HARNESS
NV11892	1971-1971		AIR CONDITIONING HARNESS
NV28041	1972-1972		AIR CONDITIONING HARNESS
NV38233	1973-1974		AIR CONDITIONING HARNESS

AIR CONDITIONING POWER FEED WIRES

CF19701	1962-1963		A/C POWER FEED WIRE, 4 cyl. & 6 cyl., solenoid to in-line fuse in A/C harness
CF39837	1962-1963		A/C POWER FEED WIRE, V8, solenoid to in-line fuse in A/C harness
CF45640	1964-1964		A/C POWER FEED WIRE, 6 cyl., solenoid to in-line fuse in A/C harness
36111	1964-1964		A/C POWER FEED WIRE, V8, solenoid to in-line fuse in A/C harness
NV59282	1965-1966		A/C POWER FEED WIRE, all
36112	1967-1967		A/C POWER FEED WIRE, all
CA71260	1968-1971		A/C POWER FEED WIRE, horn relay to A/C harness fuse
NV28042	1972-1972		A/C POWER FEED WIRE, horn relay to A/C harness fuse

ALTERNATOR CONVERSION KITS

37787	1963-1972		ALTERNATOR CONVERSION KIT, external regulator to internal "CS" alternator Note: This is a plug-in conversion that can be used with 1986 and later "CS" series alternators
27555	1963-1972		ALTERNATOR CONVERSION KIT, external regulator to internal "SI" alternator Note: This is a plug-in conversion that can be used with 1985 and earlier "SI" series alternators

ASSEMBLY MANUALS

36303	1962-1962		FACTORY ASSEMBLY MANUAL, containing detailed assembly and part information
36304	1963-1963		FACTORY ASSEMBLY MANUAL, containing detailed assembly and part information
36305	1964-1964		FACTORY ASSEMBLY MANUAL, containing detailed assembly and part information
36306	1965-1965		FACTORY ASSEMBLY MANUAL, containing detailed assembly and part information
36307	1966-1966		FACTORY ASSEMBLY MANUAL, containing detailed assembly and part information
36308	1967-1967		FACTORY ASSEMBLY MANUAL, containing detailed assembly and part information
36309	1968-1968		FACTORY ASSEMBLY MANUAL, containing detailed assembly and part information
36310	1969-1969		FACTORY ASSEMBLY MANUAL, containing detailed assembly and part information
36311	1970-1970		FACTORY ASSEMBLY MANUAL, containing detailed assembly and part information
36312	1971-1971		FACTORY ASSEMBLY MANUAL, containing detailed assembly and part information
36313	1972-1972		FACTORY ASSEMBLY MANUAL, containing detailed assembly and part information

PART #	YEARS	DATE CODE	DESCRIPTION
BACKUP LIGHT HARNESSES			
28160	1962-1962		BACKUP LIGHT EXTENSION, manual trans., dash harness to backup switch Note: Connects to lead wires from trans. mounted backup switch
28155	1962-1963		BACKUP LIGHT HARNESS, rear body harness connector to tail lights Note: Harness includes light socket housings
NV29855	1962-1963		BACKUP LIGHT JUMPER HARNESS, auto. trans., neutral safety/backup switch to rear body harness Note: Connects power thru neutral safety/backup switch to rear body
NV21803	1962-1963		BACKUP LIGHT JUMPER, station wagon, rear body harness connector to tail lights Note: Harness does not include light socket housings
CF33626	1963-1963		BACKUP LIGHT EXTENSION, manual trans., dash harness to backup switch Note: Connects to lead wires from trans., mounted backup switch
NV47810	1964-1964		BACKUP LIGHT EXTENSION, manual trans., dash harness to backup switch Note: Connects backup switch to fuse block and rear body harness connector
NV46049	1964-1964		BACKUP LIGHT HARNESS, rear body harness connector to tail lights Note: Harness includes light socket housings
NV47809	1964-1965		BACKUP LIGHT JUMPER HARNESS, auto. trans., neutral safety/backup switch to rear body harness Note: Connects power thru neutral safety/backup switch to rear body
38566	1965-1965		BACKUP LIGHT HARNESS, rear body harness connector to tail lights (standard on Nova Coupe, Sedan, and Nova SS optional on all other Chevy II Models) Note: Harness includes light sockets
NV58920	1965-1967		BACKUP LIGHT EXTENSION, manual trans., dash harness to backup switch Note: Connects backup switch to fuse block and rear body harness connector
NV67881	1966-1966		BACKUP LIGHT JUMPER HARNESS, auto. trans., neutral safety/backup switch to rear body harness Note: Connects power thru neutral safety/backup switch to rear body
CA70554	1968-1968		BACKUP LIGHT SWITCH EXTENSION, manual trans., dash to backup light switch at firewall Note: Mates dash connection to trans. mounted switch
BRAKE LIGHT HARNESSES			
NV01580	1970-1972		BRAKE LIGHT JUMPER WIRE , for parking brake
CIGARETTE LIGHTER HARNESSES			
510499	1962-1966		CIGARETTE LIGHTER JUMPER HARNESS, fused
CLOCK HARNESSES			
CH46186	1964-1964		CLOCK HARNESS, dash mounted clock
CH85103	1968-1972		CLOCK HARNESS, dash mounted clock
CONSOLE GAUGE PARTS			
CA82001	1968-1974		CONSOLE GAUGE BACKING PLATES, (set of 2) Note: The four console gauges are mounted to these plates, which are then mounted into the console gauge base
CONSOLE HARNESSES			
NV31634	1963-1964		CONSOLE COURTESY LAMP HARNESS
CF33535	1964-1964		CONSOLE EXTENSION HARNESS, auto. trans., "SS" Note: Connects dash harness to external neutral safety and backup switch
NV58937	1965-1966		CONSOLE HARNESS, with auto. trans Note: Connects dash harness to external neutral safety and backup switch
NV71962	1967-1967		CONSOLE HARNESS, with auto. trans
NV85172	1968-1972		CONSOLE GAUGE HARNESS, for factory console gauges
NV38252	1973-1975		CONSOLE GAUGE HARNESS, for factory console gauges
NV66312	1976-1976		CONSOLE GAUGE HARNESS, for factory console gauges
COURTESY LIGHT HARNESSES			
NV29902	1962-1963		COURTESY LIGHT HARNESS, convertible
CH46080	1962-1966		COURTESY LIGHT HARNESS, under dash courtesy lights
DASH / INSTRUMENT PANEL HARNESSES			
NV20939	1962-1962		DASH HARNESS, auto. trans.
NV29804	1962-1962		DASH HARNESS, manual trans.
NV36044	1963-1964		DASH HARNESS, with warning lights, without backup lights
NV33739	1963-1964		DASH HARNESS, "SS", with factory gauges, with backup lights
NV56779	1965-1965		DASH HARNESS, "SS", with factory gauges, with backup lights

PART #	YEARS	DATE CODE	DESCRIPTION
NV58063	1965-1965		DASH HARNESS, with warning lights, without backup lights
NV67813	1966-1966		DASH HARNESS, all, with backup lights
NV70699	1967-1967		DASH HARNESS, all
NV85235	1968-1968		DASH HARNESS, column shift auto. trans., with warning lights
NV85238	1968-1968		DASH HARNESS, console shift auto. trans., with console gauges
NV85237	1968-1968		DASH HARNESS, console shift auto. trans., with warning lights
NV85239	1968-1968		DASH HARNESS, console shift manual trans., with console gauges
NV85236	1968-1968		DASH HARNESS, manual trans., with warning lights
NV97570	1969-1969		DASH HARNESS, column shift auto. trans. and all manual trans., with warning lights
NV97597	1969-1969		DASH HARNESS, column shift auto. trans. and all manual trans., with warning lights & A/C
NV97571	1969-1969		DASH HARNESS, console shift auto. trans., with console gauges, with or without A/C
NV97572	1969-1969		DASH HARNESS, console shift auto. trans., with warning lights, with or without A/C
NV97573	1969-1969		DASH HARNESS, console shift manual trans., with console gauges, with or without A/C
NV01341	1970-1970		DASH HARNESS, column shift auto. trans. and all manual trans., with warning lights
NV01345	1970-1970		DASH HARNESS, console shift auto. trans., with console gauges
NV01343	1970-1970		DASH HARNESS, console shift auto. trans., with warning lights
NV01346	1970-1970		DASH HARNESS, console shift manual trans., with console gauges
NV11813	1971-1971		DASH HARNESS, column shift auto. trans. and all manual trans., with warning lights
NV11816	1971-1971		DASH HARNESS, console shift auto. trans., with console gauges
NV11814	1971-1971		DASH HARNESS, console shift auto. trans., with warning lights
NV11817	1971-1971		DASH HARNESS, manual trans., with console gauges
NV29946	1972-1972		DASH HARNESS, all, with console gauges
NV22235	1972-1972		DASH HARNESS, all, with console gauges and seat belt warning
NV29945	1972-1972		DASH HARNESS, all, with warning lights
NV22234	1972-1972		DASH HARNESS, all, with warning lights and seat belt warning
NV38208	1973-1973		DASH HARNESS, all, with console gauges
NV32638	1973-1973		DASH HARNESS, all, with warning lights
NV48352	1974-1974		DASH HARNESS, with console gauges
NV48810	1974-1974		DASH HARNESS, with warning lights

DOME LIGHT HARNESSES

38511	1963-1964		DOME LIGHT HARNESS, with door jamb switch connections
NV56323	1965-1967		DOME LIGHT HARNESS, with door jamb switch connections
NV56324	1965-1967		DOME LIGHT HARNESS, without door jamb switch connections
30205	1968-1968		DOME LIGHT HARNESS, center roof mounted dome light, 2 door models only!
NV98670	1969-1969		DOME LIGHT HARNESS, 2 door
NV09592	1970-1972		DOME LIGHT HARNESS, 2 door
NV34298	1973-1973		DUAL DOME LIGHT HARNESS, Hatchback model only
39513	1973-1974		DOME LIGHT HARNESS, 2 door
42971	1975-1979		DOME LIGHT HARNESS, for center roof mounted courtesy light

ENGINE / STARTER HARNESSES

NV26047	1962-1965		ENGINE HARNESS, 4 cyl., with warning lights
NV22836	1962-1966		ENGINE HARNESS, 6 cyl., with warning lights
NV22836H	1962-1966		ENGINE HARNESS, 6 cyl., with warning lights, with HEI Note: This harness is modified for use with an HEI distributor
NV42837	1962-1966		ENGINE HARNESS, V8, with warning lights
NV42837H	1962-1966		ENGINE HARNESS, V8, with warning lights, with HEI Note: This harness is modified for use with an HEI distributor
NV58131	1963-1965		ENGINE HARNESS, 6 cyl., with factory gauges
NV58131H	1963-1965		ENGINE HARNESS, 6 cyl., with factory gauges, with HEI Note: This harness is modified for use with an HEI distributor
NV58132	1963-1965		ENGINE HARNESS, V8, with factory gauges
NV58132H	1963-1965		ENGINE HARNESS, V8, with factory gauges, with HEI Note: This harness is modified for use with an HEI distributor

PART #	YEARS	DATE CODE	DESCRIPTION
NV26047	1966-1966		ENGINE HARNESS, 4 cyl.
NV71162	1967-1967		ENGINE HARNESS, 4 cyl.
NV71931	1967-1967		ENGINE HARNESS, 6 cyl.
NV71973	1967-1967		ENGINE HARNESS, V8
NV71973H	1967-1967		ENGINE HARNESS, V8, with HEI Note: This harness is modified for use with an HEI distributor
CA85217	1968-1968		ENGINE HARNESS, V8, all with factory console gauges
CA85217H	1968-1968		ENGINE HARNESS, V8, all with factory console gauges, with HEI Note: This harness is modified for use with an HEI distributor
CA85265	1968-1968		ENGINE HARNESS, V8, big block, with warning lights
CA85265H	1968-1968		ENGINE HARNESS, V8, big block, with warning lights, with HEI Note: This harness is modified for use with an HEI distributor
CA85052	1968-1968		ENGINE HARNESS, V8, small block, with warning lights
CA85052H	1968-1968		ENGINE HARNESS, V8, small block, with warning lights, with HEI Note: This harness is modified for use with an HEI distributor
CA85051	1968-1969		ENGINE HARNESS, 4 & 6 cyl., with warning lights
CA85051H	1968-1969		ENGINE HARNESS, 4 & 6 cyl., with warning lights, with HEI Note: This harness is modified for use with an HEI distributor
CA95266	1969-1969		ENGINE HARNESS, V8, all with factory console gauges
CA95266H	1969-1969		ENGINE HARNESS, V8, all with factory console gauges, with HEI Note: This harness is modified for use with an HEI distributor
CA97524	1969-1969		ENGINE HARNESS, V8, small block, with warning lights,
CA97524H	1969-1969		ENGINE HARNESS, V8, small block, with warning lights, with HEI Note: This harness is modified for use with an HEI distributor
NV97601	1969-1969		ENGINE HARNESS, 396 c.i., with warning lights
NV97601H	1969-1969		ENGINE HARNESS, 396 c.i., with warning lights, with HEI Note: This harness is modified for use with an HEI distributor
CA85189	1969-1969		ENGINE HARNESS, 6 cyl., with warning lights and carb. idle stop solenoid
CA85189H	1969-1969		ENGINE HARNESS, 6 cyl., with warning lights and carb. idle stop solenoid, with HEI Note: This harness is modified for use with an HEI distributor
CA97639	1969-1969		ENGINE HARNESS, V8, all with factory console gauges and carb. idle stop solenoid
CA97639H	1969-1969		ENGINE HARNESS, V8, all with factory console gauges and carb. idle stop solenoid, with HEI Note: This harness is modified for use with an HEI distributor
CA97638	1969-1969		ENGINE HARNESS, V8, big block, with warning lights and carb. idle stop solenoid
CA97638H	1969-1969		ENGINE HARNESS, V8, big block, with warning lights and carb. idle stop solenoid, with HEI Note: This harness is modified for use with an HEI distributor
CA97636	1969-1969		ENGINE HARNESS, V8, small block, with warning lights and carb. idle stop solenoid
CA97636H	1969-1969		ENGINE HARNESS, V8, small block, with warning lights and carb. idle stop solenoid, with HEI Note: This harness is modified for use with an HEI distributor
NV01400	1970-1970		ENGINE HARNESS, 6 cyl., auto. trans., with warning lights
NV01398	1970-1970		ENGINE HARNESS, 6 cyl., manual trans., with warning lights
NV01407	1970-1970		ENGINE HARNESS, V8, 396 c.i., with TH400 auto. trans. and console gauges
NV01407H	1970-1970		ENGINE HARNESS, V8, 396 c.i., with TH400 auto. trans. and console gauges, with HEI Note: This harness is modified for use with an HEI distributor
NV01402	1970-1970		ENGINE HARNESS, V8, 396 c.i., with TH400 auto. trans. and warning lights
NV01402H	1970-1970		ENGINE HARNESS, V8, 396 c.i., with TH400 auto. trans. and warning lights, with HEI Note: This harness is modified for use with an HEI distributor
37783	1970-1970		ENGINE HARNESS, V8, with TH400 auto. trans. and warning lights
37783H	1970-1970		ENGINE HARNESS, V8, with TH400 auto. trans. and warning lights, with HEI Note: This harness is modified for use with an HEI distributor
NV01406	1970-1970		ENGINE HARNESS, V8, 396 c.i., with manual trans. and console gauges
NV01406H	1970-1970		ENGINE HARNESS, V8, 396 c.i., with manual trans. and console gauges, with HEI Note: This harness is modified for use with an HEI distributor
NV01404	1970-1970		ENGINE HARNESS, V8, 396 c.i., with manual trans. and warning lights
NV01404H	1970-1970		ENGINE HARNESS, V8, 396 c.i., with manual trans. and warning lights, with HEI Note: This harness is modified for use with an HEI distributor
NV01399	1970-1970		ENGINE HARNESS, V8, auto. trans., with console gauges

PART #	YEARS	DATE CODE	DESCRIPTION
NV01399H	1970-1970		ENGINE HARNESS, V8, auto. trans., with console gauges, with HEI Note: This harness is modified for use with an HEI distributor
NV01401	1970-1970		ENGINE HARNESS, V8, auto. trans., with warning lights
NV01401H	1970-1970		ENGINE HARNESS, V8, auto. trans., with warning lights, with HEI Note: This harness is modified for use with an HEI distributor
NV01405	1970-1970		ENGINE HARNESS, V8, manual trans., with console gauges
NV01405H	1970-1970		ENGINE HARNESS, V8, manual trans., with console gauges, with HEI Note: This harness is modified for use with an HEI distributor
NV01403	1970-1970		ENGINE HARNESS, V8, manual trans., with warning lights
NV01403H	1970-1970		ENGINE HARNESS, V8, manual trans., with warning lights, with HEI Note: This harness is modified for use with an HEI distributor
NV11955	1971-1971		ENGINE HARNESS, 6 cyl., with auto. trans.
NV11953	1971-1971		ENGINE HARNESS, 6 cyl., with manual trans.
NV11958	1971-1971		ENGINE HARNESS, V8, auto. trans., with console gauges
NV11958H	1971-1971		ENGINE HARNESS, V8, auto. trans., with console gauges, with HEI Note: This harness is modified for use with an HEI distributor
NV11956	1971-1971		ENGINE HARNESS, V8, auto. trans., with warning lights
NV11956H	1971-1971		ENGINE HARNESS, V8, auto. trans., with warning lights, with HEI Note: This harness is modified for use with an HEI distributor
NV11957	1971-1971		ENGINE HARNESS, V8, manual trans., with console gauges
NV11957H	1971-1971		ENGINE HARNESS, V8, manual trans., with console gauges, with HEI Note: This harness is modified for use with an HEI distributor
NV11954	1971-1971		ENGINE HARNESS, V8, manual trans., with warning lights
NV11954H	1971-1971		ENGINE HARNESS, V8, manual. trans., with warning lights, with HEI Note: This harness is modified for use with an HEI distributor
NV28024	1972-1972		ENGINE HARNESS, 6 cyl., with warning lights Note: Manual trans. cars require use of #CA28033 TCS switch extension
NV28027	1972-1972		ENGINE HARNESS, V8, with factory console gauges Note: Manual trans. cars require use of #CA28033 TCS switch extension
NV28025	1972-1972		ENGINE HARNESS, V8, with warning lights Note: Manual trans. cars require use of #CA28033 TCS switch extension
CA31990	1973-1973		ENGINE HARNESS, V8, with factory console gauges Note: Manual trans. cars require use of CA28033 TCS switch extension
CA32790	1973-1973		ENGINE HARNESS, 6 cyl., with warning lights
CA31986	1973-1973		ENGINE HARNESS, V8, with warning lights Note: Manual trans. cars require use of TCS switch extension #17365.
CA48360	1974-1974		ENGINE HARNESS, 6 cyl., auto. trans., with warning lights, w/o TCS
CA48359	1974-1974		ENGINE HARNESS, 6 cyl., manual trans., with warning lights, with TCS
CA48364	1974-1974		ENGINE HARNESS, V8, auto. trans., with factory console gauges
CA48362	1974-1974		ENGINE HARNESS, V8, auto. trans., with warning lights, w/o TCS
CA48363	1974-1974		ENGINE HARNESS, V8, manual trans., with factory gauges
CA48361	1974-1974		ENGINE HARNESS, V8, manual trans., with warning lights, with TCS
CA58440	1975-1975		ENGINE HARNESS, 6 cyl., (with integrated cylinder head)
CA56150	1975-1975		ENGINE HARNESS, 6 cyl., (without integrated cylinder head)
CA58596	1975-1975		ENGINE HARNESS, V8, all
CA58442	1976-1977		ENGINE HARNESS, V8, 350 c.i., auto. trans.
CA58442	1978-1978		ENGINE HARNESS, V8, except NB2 California emission option

ENGINE ALTERNATOR CONVERSION KITS

37787	1972-1972	ALTERNATOR CONVERSION KIT, external regulator to internal "CS" alternator Note: This is a plug-in conversion that can be used with 1986 and later "CS" series alternators
27555	1972-1972	ALTERNATOR CONVERSION KIT, external regulator to internal "SI" alternator Note: This is a plug-in conversion that can be used with 1985 and earlier "SI" series alternators

FRONT LIGHT ALTERNATOR CONVERSION KITS

37787	1963-1971	ALTERNATOR CONVERSION KIT, external regulator to internal "CS" alternator Note: This is a plug-in conversion that can be used with a 1986 and later "CS" series alternators
27555	1963-1971	ALTERNATOR CONVERSION KIT, external regulator to internal "SI" alternator Note: This is a plug-in conversion that can be used with 1985 and earlier "SI" series alternators

PART #	YEARS	DATE CODE	DESCRIPTION
FRONT LIGHT HARNESSSES			
NV20760	1962-1962		FRONT LIGHT HARNESS, with alternator and stock 5-wire regulator
NV29762	1962-1962		FRONT LIGHT HARNESS, with generator
NV36045DI	1962-1964		FRONT LIGHT HARNESS - ALTDI Note: Modified for driver side 1985 and earlier "SI" series internal regulator alternator
NV36045PI	1962-1964		FRONT LIGHT HARNESS - ALTPI Note: Modified for passenger side 1985 and earlier "SI" series internal regulator alternator
NV36045	1963-1964		FRONT LIGHT HARNESS
NV58808	1965-1965		FRONT LIGHT HARNESS
NV58808DI	1965-1965		FRONT LIGHT HARNESS - ALTDI Note: Modified for driver side 1985 and earlier "SI" series internal regulator alternator
NV58808PI	1965-1965		FRONT LIGHT HARNESS - ALTPI Note: Modified for passenger side 1985 and earlier "SI" series internal regulator alternator
NV67819	1966-1966		FRONT LIGHT HARNESS
NV67819DI	1966-1966		FRONT LIGHT HARNESS - ALTDI Note: Modified for driver side 1985 and earlier "SI" series internal regulator alternator
NV67819PI	1966-1966		FRONT LIGHT HARNESS - ALTPI Note: Modified for passenger side 1985 and earlier "SI" series internal regulator alternator
NV72081	1967-1967		FRONT LIGHT HARNESS
NV72081DI	1967-1967		FRONT LIGHT HARNESS - ALTDI Note: Modified for driver side 1985 and earlier "SI" series internal regulator alternator
NV72081PI	1967-1967		FRONT LIGHT HARNESS - ALTPI Note: Modified for passenger side 1985 and earlier "SI" series internal regulator alternator
NV85228	1968-1968		FRONT LIGHT HARNESS, 6 cyl., with warning lights
NV85230	1968-1968		FRONT LIGHT HARNESS, V8, with console gauges
NV85230DI	1968-1968		FRONT LIGHT HARNESS, V8, with console gauges - ALTDI Note: Modified for driver side 1985 and earlier "SI" series internal regulator alternator
NV85230PI	1968-1968		FRONT LIGHT HARNESS, V8, with console gauges - ALTPI Note: Modified for passenger side 1985 and earlier "SI" series internal regulator alternator
NV85229	1968-1968		FRONT LIGHT HARNESS, V8, with warning lights
NV85229DI	1968-1968		FRONT LIGHT HARNESS, V8, with warning lights - ALTDI Note: Modified for driver side 1985 and earlier "SI" series internal regulator alternator
NV85229PI	1968-1968		FRONT LIGHT HARNESS, V8, with warning lights - ALTPI Note: Modified for passenger side 1985 and earlier "SI" series internal regulator alternator
NV97544	1969-1969		FRONT LIGHT HARNESS, 6 cyl., with warning lights
NV97536	1969-1969		FRONT LIGHT HARNESS, V8, with console gauges
NV97536PI	1969-1969		FRONT LIGHT HARNESS, V8, with console gauges - ALTPI Note: Modified for passenger side 1985 and earlier "SI" series internal regulator alternator
NV97537	1969-1969		FRONT LIGHT HARNESS, V8, with warning lights
NV97537PI	1969-1969		FRONT LIGHT HARNESS, V8, with warning lights - ALTPI Note: Modified for passenger side 1985 and earlier "SI" series internal regulator alternator
NV01463	1970-1970		FRONT LIGHT HARNESS, 6 cyl., with warning lights
NV01465	1970-1970		FRONT LIGHT HARNESS, V8, with console gauges
NV01465PI	1970-1970		FRONT LIGHT HARNESS, V8, with console gauges - ALTPI Note: Modified for passenger side 1985 and earlier "SI" series internal regulator alternator
NV01464	1970-1970		FRONT LIGHT HARNESS, V8, with warning lights and A/C, or all 396 c.i. without gauges
NV01464PI	1970-1970		FRONT LIGHT HARNESS, V8, with warning lights and A/C, or all 396 c.i. without gauges - ALTPI Note: Modified for passenger side 1985 and earlier "SI" series internal regulator alternator
NV01466	1970-1970		FRONT LIGHT HARNESS, V8, with warning lights, without A/C, without 396 c.i.
NV01466PI	1970-1970		FRONT LIGHT HARNESS, V8, with warning lights, without A/C, without 396 c.i. - ALTPI Note: Modified for passenger side 1985 and earlier "SI" series internal regulator alternator
NV11756	1971-1971		FRONT LIGHT HARNESS, 6 cyl., with warning lights
NV17792	1971-1971		FRONT LIGHT HARNESS, V8, with console gauges
NV17792PI	1971-1971		FRONT LIGHT HARNESS, V8, with console gauges - ALTPI Note: Modified for passenger side 1985 and earlier "SI" series internal regulator alternator
NV18092	1971-1971		FRONT LIGHT HARNESS, V8, with warning lights
NV18092PI	1971-1971		FRONT LIGHT HARNESS, V8, with warning lights - ALTPI Note: Modified for passenger side 1985 and earlier "SI" series internal regulator alternator

PART #	YEARS	DATE CODE	DESCRIPTION
NV28028	1972-1972		FRONT LIGHT HARNESS
NV38209	1973-1973		FRONT LIGHT HARNESS
NV48353	1974-1974		FRONT LIGHT HARNESS
NV58490	1975-1975		FRONT LIGHT HARNESS, with seat belt interlock relay
NV56225	1975-1975		FRONT LIGHT HARNESS, without seat belt interlock relay
NV66266	1976-1976		FRONT LIGHT HARNESS
FUEL TANK SENDER HARNESSES			
38416	1968-1972		FUEL TANK SENDER HARNESS
NV38240	1973-1977		FUEL TANK SENDER HARNESS, all
GLOVE BOX LIGHT ASSEMBLIES			
18000	1962-1972		GLOVE BOX LIGHT ASSEMBLY, complete, (socket, bulb and wire)
GROUND STRAP KITS			
34975	1963-1963		GROUND STRAP KIT, 4 cyl.
34980	1963-1966		GROUND STRAP KIT, 6 cyl.
34985	1964-1966		GROUND STRAP KIT, 4 cyl.
34990	1964-1966		GROUND STRAP KIT, 8 cyl.
34980	1965-1965		GROUND STRAP KIT, 4 cyl.
34995	1967-1967		GROUND STRAP KIT, 4 cyl.
35000	1967-1967		GROUND STRAP KIT, 6 cyl.
35005	1967-1967		GROUND STRAP KIT, 8 cyl.
35010	1968-1968		GROUND STRAP KIT, 4 and 6 cyl.
35015	1968-1968		GROUND STRAP KIT, 8 cyl.
35020	1969-1969		GROUND STRAP KIT, 4 and 6 cyl.
CA69GS81	1969-1969		GROUND STRAP KIT, V8, for engine and subframe grounding
GROUND WIRES			
20460	1968-1968		GROUND WIRE, instrument cluster
CH76183	1977-1977		GROUND WIRE, heater and A/C blower motor
HEATER HARNESSES			
NV29774	1962-1965		HEATER HARNESS
NV85240	1968-1968		HEATER AND GLOVE BOX EXTENSION, glove box and heater lamps Note: For factory custom interior option only
HORN WIRE HARNESSES			
CH58211	1965-1965		HORN WIRE EXTENSION, optional low note horn
IDLE STOP SOLENOID CONTROL WIRES			
38290	1968-1968		IDLE STOP SOLENOID CONTROL WIRE, all auto. trans.
CA01557	1970-1970		IDLE STOP SOLENOID CONTROL WIRE, all V8, except big block with manual trans.
NEUTRAL SAFETY SWITCH HARNESSES			
CA01608	1970-1973		NEUTRAL SAFETY SWITCH HARNESS, manual trans., (from dash to clutch switch)
POWER ACCESSORY LEAD WIRES			
NV29849	1962-1963		POWER LEAD WIRE, starter motor to power top or tailgate harness
NV71347	1967-1967		POWER TAILGATE WINDOW FEED WIRE, horn relay to circuit breaker
RADIO HARNESSES			
CH01530	1970-1971		AM/FM STEREO RADIO TO STEREO TAPE PLAYER HARNESS, stereo speaker harness to stereo radio and separate underdash stereo tape player
REAR BODY HARNESSES			
NV29897	1962-1962		REAR BODY LIGHT HARNESS, all convertible
NV29896	1962-1962		REAR BODY LIGHT HARNESS, all, except wagons
NV38470	1963-1963		REAR BODY LIGHT HARNESS, all convertible
NV36052	1963-1964		REAR BODY INTERMEDIATE HARNESS, wagon, with power tailgate
NV36051	1963-1964		REAR BODY INTERMEDIATE HARNESS, wagon, without power tailgate
NV38471	1963-1964		REAR BODY LIGHT HARNESS, all, except wagons

PART #	YEARS	DATE CODE	DESCRIPTION
NV38473	1963-1964		REAR BODY LIGHT HARNESS, wagon, without power tailgate
07765	1965-1965		REAR BODY INTERMEDIATE HARNESS, wagon, with power tailgate
NV56100	1965-1965		REAR BODY LIGHT HARNESS, all, except wagons
07745	1965-1967		REAR BODY INTERMEDIATE HARNESS, wagon, without power tailgate
NV61981	1966-1967		REAR BODY LIGHT HARNESS, all, except wagons
NV61995	1966-1967		REAR BODY LIGHT HARNESS, wagon, without power tailgate, with backup lights
NV80039	1968-1968		REAR BODY LIGHT HARNESS
NV80044	1968-1968		REAR BODY LIGHT HARNESS, with under dash courtesy lights
NV94660	1969-1969		REAR BODY LIGHT HARNESS
NV94661	1969-1969		REAR BODY LIGHT HARNESS, with under dash courtesy lights
NV93592	1969-1971		REAR BODY LIGHT HARNESS, jumper for rear right side lights
NV05048	1970-1971		REAR BODY LIGHT HARNESS
NV09531	1970-1971		REAR BODY LIGHT HARNESS, with under dash courtesy lights
NV24662	1972-1972		REAR BODY LIGHT HARNESS, jumper for rear right side lights
NV05048	1972-1972		REAR BODY LIGHT HARNESS, w/o seat belt warning
NV09531	1972-1972		REAR BODY LIGHT HARNESS, w/o seat belt warning, with under dash courtesy lights
NV27025	1972-1972		REAR BODY LIGHT HARNESS, with seat belt warning
NV27026	1972-1972		REAR BODY LIGHT HARNESS, with seat belt warning, with under dash courtesy lights
NV35850	1973-1973		REAR BODY INTERMEDIATE HARNESS, w/o under dash courtesy lights
NV35851	1973-1973		REAR BODY INTERMEDIATE HARNESS, with under dash courtesy lights
NV34396	1973-1973		REAR BODY LIGHT HARNESS, rear
NV48819	1974-1974		REAR BODY INTERMEDIATE HARNESS, all Note: Customer must supply original harness for obsolete connectors
NV47674	1974-1974		REAR BODY LIGHT HARNESS, rear
REAR WINDOW DEFROSTER HARNESSES			
NV63217	1966-1967		REAR WINDOW DEFROSTER HARNESS
NV91802	1969-1972		REAR WINDOW DEFROSTER HARNESS
SPEAKER HARNESSES			
CG50858	1965-1968		SPEAKER HARNESS, to single rear seat speaker
CG53526	1968-1969		SPEAKER HARNESS, for stereo front and rear speakers
NV01468	1970-1971		SPEAKER HARNESS, with 4 speaker factory stereo Note: Requires NV09425 rear section to complete 4 speaker stereo harness
CG01423	1970-1971		SPEAKER HARNESS, AM, AM/FM mono with single center dash speaker and rear seat speaker fader connection Note: Requires 38574 speaker extension to complete rear seat speaker connection
NV09425	1970-1971		SPEAKER HARNESS, with 4 speaker stereo, rear section Note: Requires NV01468 front section to complete 4 speaker stereo harness
38574	1970-1975		SPEAKER HARNESS, rear seat extension
CA50747	1970-1975		SPEAKER HARNESS, with 2 speaker factory stereo Note: Requires 38574 speaker extension to complete rear seat speaker connection
CG01421	1970-1976		RADIO POWER EXTENSION, with single front dash speaker
NV28079	1972-1976		SPEAKER HARNESS, AM, AM/FM mono with single center dash speaker, and integral rear seat speaker fader Note: Requires 38574 speaker extension to complete rear seat speaker connection
SPEED WARNING HARNESSES			
CA71353	1967-1967		SPEED WARNING HARNESS
CA97606	1969-1969		SPEED WARNING HARNESS
STEERING COLUMN ADAPTER HARNESSES			
37616	1962-1962		STEERING COLUMN ADAPTER HARNESS, for 1969-1976 GM column to stock dash Note: Adapts horn, directionals, hazard flasher to stock 6-way dash connector
38124	1962-1962		STEERING COLUMN ADAPTER HARNESS, for 1977 and later GM column to stock dash Note: Adapts horn, directionals, hazard flasher to stock 6-way dash connector
37618	1963-1965		STEERING COLUMN ADAPTER HARNESS, for 1969-1976 GM column to stock dash Note: Adapts horn, directionals, hazard flasher to stock 8-way dash connector
38125	1963-1965		STEERING COLUMN ADAPTER HARNESS, for 1977 and later GM column to stock dash Note: Adapts horn, directionals, hazard flasher to stock 8-way dash connector

PART #	YEARS	DATE CODE	DESCRIPTION
37542	1966-1966		STEERING COLUMN ADAPTER HARNESS, for 1969-1976 GM column to stock dash Note: Adapts horn, directionals, hazard flasher to stock 8 pin T/L dash connector
37009	1966-1966		STEERING COLUMN ADAPTER HARNESS, for 1977 and later GM column to stock 1964-66 dash Note: Adapts horn, directionals, hazard flasher to stock 8 pin T/L dash connector
36882	1967-1968		STEERING COLUMN ADAPTER HARNESS, for 1969-1976 GM column to stock dash Note: Adapts horn, directionals, hazard flasher to stock 9 pin T/L dash connector
38127	1967-1968		STEERING COLUMN ADAPTER HARNESS, for 1977 and later GM column to stock dash Note: Adapts horn, directionals, hazard flasher to stock 9 pin T/L dash connector

TACHOMETER HARNESSES

NV21812	1962-1962		TACHOMETER HARNESS
NV33545	1963-1963		TACHOMETER HARNESS
NV47918	1964-1965		TACHOMETER HARNESS
CG58921	1965-1966		TACHOMETER HARNESS, for steering column mounted tachometer only

TRANSISTOR IGNITION HARNESSES

33225	1966-1966		TRANSISTOR IGNITION AMPLIFIER EXTENSION, early production, from internal circuit board to amp housing connector
NV69371	1966-1966		TRANSISTOR IGNITION AMPLIFIER HARNESS
CH47102	1966-1966		TRANSISTOR IGNITION EXTENSION HARNESS, ignition switch to extension harness
NV67903	1966-1966		TRANSISTOR IGNITION EXTENSION HARNESS, starter to amplifier harness

TRANSMISSION CONTROLLED SPARK HARNESSES

CA28033	1972-1972		T.C.S. TRANSMISSION SWITCH EXTENSION, from engine harness to trans. switch, manual trans.
17365	1973-1974		T.C.S. TRANSMISSION SWITCH EXTENSION, from engine harness to trans. switch, manual trans.

TRANSMISSION KICKDOWN HARNESSES

CA89365	1968-1969		TRANSMISSION KICKDOWN HARNESS, TH400 automatic trans.
CA11896	1972-1972		TRANSMISSION KICKDOWN HARNESS, TH400 automatic trans.

TRUNK LIGHT ASSEMBLIES AND WIRING

111509	1966-1967		TRUNK LIGHT ASSEMBLY, with lead wire and extension wire
112003	1968-1974		TRUNK LIGHT ASSEMBLY, with lead wire and extension wire
36381	1973-1976		TRUNK LIGHT ASSEMBLY, with lead wire

TRUNK LIGHT EXTENSION HARNESSES

CA75252	1968-1974		TRUNK LIGHT EXTENSION WIRE, coupe
---------	-----------	--	-----------------------------------

UNDERHOOD LIGHT WIRING

CG20682	1972-1974		UNDERHOOD REPLACEMENT LIGHT ASSEMBLY
---------	-----------	--	--------------------------------------

WIPER HARNESSES

36113	1962-1962		WIPER MOTOR HARNESS, 2 speed wiper with washer pump
20045	1963-1963		WIPER MOTOR HARNESS, 2 speed wiper with washer pump
36114	1964-1964		WIPER MOTOR HARNESS, 2 speed wiper washer
30175	1965-1966		WIPER MOTOR HARNESS, 2 speed wiper with washer pump

2 - Battery Cables

BATTERY CABLE JUNCTION BLOCK - POSITIVE

03882795	1967-1971		BATTERY CABLE JUNCTION BLOCK, for positive cable secondary lead
----------	-----------	--	---

BATTERY CABLES - NEGATIVE / GROUND

03515	1962-1962		BATTERY CABLE, neg., all
04170	1963-1963		BATTERY CABLE, neg., 4 cyl.
03500	1963-1963		BATTERY CABLE, neg., 6 cyl.
04170	1963-1963		BATTERY CABLE, neg., 6 cyl., with A/C
03720	1963-1963		BATTERY CABLE, neg., V8, 327 c.i.
03515	1963-1963		BATTERY CABLE, neg., V8, except 327 c.i.
04170	1964-1964		BATTERY CABLE, neg., 4 cyl. and 6 cyl.
03515	1964-1964		BATTERY CABLE, neg., V8
03515	1965-1965		BATTERY CABLE, neg., all
09190	1966-1966		BATTERY CABLE, neg., 4 cyl. and 6 cyl.

PART #	YEARS	DATE CODE	DESCRIPTION
09190	1966-1966		BATTERY CABLE, neg., V8, all
09795	1966-1967		BATTERY CABLE, neg., 6 cyl., with A/C
05290	1967-1967		BATTERY CABLE, neg., 4 cyl. and 6 cyl.
09195	1967-1967		BATTERY CABLE, neg., V8, all
12505	1968-1968		BATTERY CABLE, neg., 4 cyl.
05035	1968-1968		BATTERY CABLE, neg., 6 cyl.
09930	1968-1968		BATTERY CABLE, neg., 6 cyl., with A/C
04865	1968-1968		BATTERY CABLE, neg., 6 cyl., with HD battery
04865	1968-1968		BATTERY CABLE, neg., V8, 396 c.i.
05145	1968-1968		BATTERY CABLE, neg., V8, except 396 c.i.
04830	1968-1968		BATTERY CABLE, neg., V8, with A/C, except 396 c.i.
04865	1969-1969		BATTERY CABLE, neg., 4 cyl. and 6 cyl.
04830	1969-1969		BATTERY CABLE, neg., 6 cyl., with A/C
12565	1969-1969		BATTERY CABLE, neg., V8, 396 c.i.
12570	1969-1969		BATTERY CABLE, neg., V8, HD
22305	1969-1970		BATTERY CABLE, neg., V8, except 396 c.i.
22315	1970-1970		BATTERY CABLE, neg., 4 cyl., (side mount type)
18875	1970-1970		BATTERY CABLE, neg., 6 cyl.
22310	1970-1970		BATTERY CABLE, neg., 6 cyl., (side mount type)
22235	1970-1970		BATTERY CABLE, neg., V8, 396 c.i.
22330	1970-1970		BATTERY CABLE, neg., V8, all, (side mount type)
22985	1971-1971		BATTERY CABLE, neg., V8
22980	1971-1972		BATTERY CABLE, neg., 6 cyl.
22985	1972-1972		BATTERY CABLE, neg., V8, 307 c.i.
22995	1972-1972		BATTERY CABLE, neg., V8, 350 c.i.
BATTERY CABLES - POSITIVE			
03905	1962-1962		BATTERY CABLE, pos., V8, with alternator
03725	1962-1962		BATTERY CABLE, pos., V8, with generator
03730	1962-1963		BATTERY CABLE, pos., 4 cyl. and 6 cyl.
04370	1963-1963		BATTERY CABLE, pos., V8, 283 c.i.
03905	1963-1963		BATTERY CABLE, pos., V8, 327 c.i.
05530	1964-1964		BATTERY CABLE, pos., 6 cyl., with A/C
05095	1964-1966		BATTERY CABLE, pos., 4 cyl. and 6 cyl.
05530	1964-1966		BATTERY CABLE, pos., V8
36975	1965-1965		BATTERY CABLE, pos, all with 250 or 300HP 327
36975	1966-1966		BATTERY CABLE, pos, all with 275 or 350HP 327
22160	1967-1967		BATTERY CABLE, pos., 4 cyl.
10715	1967-1967		BATTERY CABLE, pos., 6 cyl., with A/C
22160	1967-1967		BATTERY CABLE, pos., 6 cyl., without A/C
10715	1967-1967		BATTERY CABLE, pos., V8, with A/C
22165	1967-1967		BATTERY CABLE, pos., V8, without A/C
18820	1968-1968		BATTERY CABLE, pos., V8, 396 c.i.
09935	1968-1969		BATTERY CABLE, pos., 4 cyl. and 6 cyl.
10710	1968-1969		BATTERY CABLE, pos., V8, except 396 c.i.
12585	1969-1969		BATTERY CABLE, pos., V8, 396 c.i.
10700	1970-1970		BATTERY CABLE, pos., 4 cyl. and 6 cyl.
22325	1970-1970		BATTERY CABLE, pos., 4 cyl. and 6 cyl., (side mount type)
22710	1970-1970		BATTERY CABLE, pos., V8, 396 c.i.
22320	1970-1970		BATTERY CABLE, pos., V8, all, (side mount type)
12450	1970-1970		BATTERY CABLE, pos., V8, except 396 c.i.
22965	1971-1971		BATTERY CABLE, pos., 6 cyl.
22940	1971-1971		BATTERY CABLE, pos., V8

PART #	YEARS	DATE CODE	DESCRIPTION
22650	1972-1972		BATTERY CABLE, pos., 6 cyl.
22975	1972-1972		BATTERY CABLE, pos., V8, 307 c.i.
22970	1972-1972		BATTERY CABLE, pos., V8, 350 c.i.

3 - Spark Plugs

ORIGINAL SPARK PLUG WIRE SETS - DATE CODED

1016-613	1962-1962	3-Q-61	SPARK PLUG WIRE SET, L6, all
1016-621	1962-1962	1-Q-62	SPARK PLUG WIRE SET, L6, all
1018-623	1963-1963	3-Q-62	SPARK PLUG WIRE SET, L6, all with A/C
1018-631	1963-1963	1-Q-63	SPARK PLUG WIRE SET, L6, all with A/C
1016-623	1963-1963	3-Q-62	SPARK PLUG WIRE SET, L6, all without A/C
1016-631	1963-1963	1-Q-63	SPARK PLUG WIRE SET, L6, all without A/C
1018-633	1964-1964	3-Q-63	SPARK PLUG WIRE SET, L6, all with A/C
1018-641	1964-1964	1-Q-64	SPARK PLUG WIRE SET, L6, all with A/C
1016-633	1964-1964	3-Q-63	SPARK PLUG WIRE SET, L6, all without A/C
1016-641	1964-1964	1-Q-64	SPARK PLUG WIRE SET, L6, all without A/C
1222-633	1964-1964	3-Q-63	SPARK PLUG WIRE SET, V8, all
1222-641	1964-1964	1-Q-64	SPARK PLUG WIRE SET, V8, all
1018-643	1965-1965	3-Q-64	SPARK PLUG WIRE SET, L6, all with A/C
1018-651	1965-1965	1-Q-65	SPARK PLUG WIRE SET, L6, all with A/C
1016-643	1965-1965	3-Q-64	SPARK PLUG WIRE SET, L6, all without A/C
1016-651	1965-1965	1-Q-65	SPARK PLUG WIRE SET, L6, all without A/C
1222-643	1965-1965	3-Q-64	SPARK PLUG WIRE SET, V8, all
1222-651	1965-1965	1-Q-65	SPARK PLUG WIRE SET, V8, all
1018-653	1966-1966	3-Q-65	SPARK PLUG WIRE SET, L6, all with A/C
1018-661	1966-1966	1-Q-66	SPARK PLUG WIRE SET, L6, all with A/C
1016-653	1966-1966	3-Q-65	SPARK PLUG WIRE SET, L6, all without A/C
1016-661	1966-1966	1-Q-66	SPARK PLUG WIRE SET, L6, all without A/C
1222-653	1966-1966	3-Q-65	SPARK PLUG WIRE SET, V8, all
1222-661	1966-1966	1-Q-66	SPARK PLUG WIRE SET, V8, all
1018-663	1967-1967	3-Q-66	SPARK PLUG WIRE SET, L6, all with A/C
1018-671	1967-1967	1-Q-67	SPARK PLUG WIRE SET, L6, all with A/C
1016-663	1967-1967	3-Q-66	SPARK PLUG WIRE SET, L6, all without A/C
1016-671	1967-1967	1-Q-67	SPARK PLUG WIRE SET, L6, all without A/C
1222-663	1967-1967	3-Q-66	SPARK PLUG WIRE SET, V8, all
1222-671	1967-1967	1-Q-67	SPARK PLUG WIRE SET, V8, all
1018-673	1968-1968	3-Q-67	SPARK PLUG WIRE SET, L6, all with A/C
1018-681	1968-1968	1-Q-68	SPARK PLUG WIRE SET, L6, all with A/C
1016-673	1968-1968	3-Q-67	SPARK PLUG WIRE SET, L6, all without A/C
1016-681	1968-1968	1-Q-68	SPARK PLUG WIRE SET, L6, all without A/C
1310-673	1968-1968	3-Q-67	SPARK PLUG WIRE SET, V8, all big block
1310-681	1968-1968	1-Q-68	SPARK PLUG WIRE SET, V8, all big block
1228-673	1968-1968	3-Q-67	SPARK PLUG WIRE SET, V8, all small block
1228-681	1968-1968	1-Q-68	SPARK PLUG WIRE SET, V8, all small block
1018-683	1969-1969	3-Q-68	SPARK PLUG WIRE SET, L6, all with A/C
1018-691	1969-1969	1-Q-69	SPARK PLUG WIRE SET, L6, all with A/C
1016-683	1969-1969	3-Q-68	SPARK PLUG WIRE SET, L6, all without A/C
1016-691	1969-1969	1-Q-69	SPARK PLUG WIRE SET, L6, all without A/C
1310-683	1969-1969	3-Q-68	SPARK PLUG WIRE SET, V8, all big block
1310-691	1969-1969	1-Q-69	SPARK PLUG WIRE SET, V8, all big block
1230-683	1969-1969	3-Q-68	SPARK PLUG WIRE SET, V8, all small block
1230-691	1969-1969	1-Q-69	SPARK PLUG WIRE SET, V8, all small block
1016-693	1970-1970	3-Q-69	SPARK PLUG WIRE SET, L6, all

PART #	YEARS	DATE CODE	DESCRIPTION
1016-701	1970-1970	1-Q-70	SPARK PLUG WIRE SET, L6, all
1310-693	1970-1970	3-Q-69	SPARK PLUG WIRE SET, V8, all big block
1310-701	1970-1970	1-Q-70	SPARK PLUG WIRE SET, V8, all big block
1230-693	1970-1970	3-Q-69	SPARK PLUG WIRE SET, V8, all small block
1230-701	1970-1970	1-Q-70	SPARK PLUG WIRE SET, V8, all small block
1016-703	1971-1971	3-Q-70	SPARK PLUG WIRE SET, L6, all
1016-711	1971-1971	1-Q-71	SPARK PLUG WIRE SET, L6, all
1230-703	1971-1971	3-Q-70	SPARK PLUG WIRE SET, V8, all
1230-711	1971-1971	1-Q-71	SPARK PLUG WIRE SET, V8, all
1016-713	1972-1972	3-Q-71	SPARK PLUG WIRE SET, L6, all
1016-721	1972-1972	1-Q-72	SPARK PLUG WIRE SET, L6, all
1230-713	1972-1972	3-Q-71	SPARK PLUG WIRE SET, V8, all
1230-721	1972-1972	1-Q-72	SPARK PLUG WIRE SET, V8, all
1016-723	1973-1973	3-Q-72	SPARK PLUG WIRE SET, L6, all
1016-731	1973-1973	1-Q-73	SPARK PLUG WIRE SET, L6, all
1230-723	1973-1973	3-Q-72	SPARK PLUG WIRE SET, V8, all
1230-731	1973-1973	1-Q-73	SPARK PLUG WIRE SET, V8, all
1016-733	1974-1974	3-Q-73	SPARK PLUG WIRE SET, L6, all
1016-741	1974-1974	1-Q-74	SPARK PLUG WIRE SET, L6, all
1232-733	1974-1974	3-Q-73	SPARK PLUG WIRE SET, V8, all
1232-741	1974-1974	1-Q-74	SPARK PLUG WIRE SET, V8, all

ORIGINAL SPARK PLUG WIRE SETS - REPRODUCTION - NOT DATE CODED

1234-999	1975-1975	NOT	SPARK PLUG WIRE SET, V8, all, (THESE ARE REPRODUCTION BUT ARE NOT DATE CODED)
1242-999	1976-1977	NOT	SPARK PLUG WIRE SET, V8, all, (THESE ARE REPRODUCTION BUT ARE NOT DATE CODED)
1244-999	1978-1978	NOT	SPARK PLUG WIRE SET, V8, all, (THESE ARE REPRODUCTION BUT ARE NOT DATE CODED)

REPLACEMENT SPARK PLUG WIRE SETS - NOT DATE CODED

1250-999	1964-1967	NOT	SPARK PLUG WIRE SET, V8, all
1252-999	1968-1968	NOT	SPARK PLUG WIRE SET, V8, all small block
1352-999	1968-1970	NOT	SPARK PLUG WIRE SET, V8, all big block
1254-999	1969-1974	NOT	SPARK PLUG WIRE SET, V8, all small block

4 - Switches & Parts

BACKUP LIGHT SWITCHES

01998728	1962-1962		BACKUP LIGHT SWITCH ASSEMBLY, manual trans.
01997929	1963-1963		BACKUP LIGHT SWITCH ASSEMBLY, manual trans.
01993661	1964-1964		BACKUP LIGHT SWITCH ASSEMBLY, manual trans.
39504	1964-1968		BACKUP SWITCH MOUNTING KIT, muncie 4 speed, includes bracket, shield, rod, clips, screws and washers
01993307	1965-1967		BACKUP LIGHT SWITCH ASSEMBLY, manual trans.
510048	1965-1968		BACK UP SWITCH WIRING FOR HURST STYLE BUTTON SWITCH, from firewall to switch
01993413	1968-1968		BACKUP LIGHT SWITCH ASSEMBLY, manual trans.
03943657	1969-1972		BACKUP LIGHT SWITCH, manual trans.
03943657	1973-1977		BACKUP LIGHT SWITCH, manual trans., (service part)

Note: This part number is not 100% correct in appearance for this application, although it will operate correctly. This application was serviced by GM part number 06270695.

BREAKERLESS SE IGNITION SYSTEM

38131	1962-1974		BREAKERLESS SE IGNITION SYSTEM, GM V8 point conversion kit Note: Replaces stock points with an electronic SE ignition module
-------	-----------	--	--

CIRCUIT BREAKERS

04850166	1967-1967		CIRCUIT BREAKER, 30 amp for Station Wagon power tailgate
04850166	1975-1979		CIRCUIT BREAKER, 30 amp for p/windows or p/locks

COURTESY LIGHT HARNESSES BRACKET

04876930	1962-1963		MOUNTING BRACKET, for under dash courtesy light harness lamp socket, (2 required per car)
04876930	1968-1972		MOUNTING BRACKET, for under dash courtesy light harness lamp socket, (2 required per car)

PART #	YEARS	DATE CODE	DESCRIPTION
HEADLIGHT SWITCHES			
01995096	1960-1964		HEADLIGHT SWITCH, all
HORN RELAYS			
12339243	1963-1965		HORN RELAY
500909	1974-1979		HORN RELAY, 3 position, (GM # 00370113)
IGNITION SWITCHES			
01990110	1969-1979		IGNITION SWITCH, all, with tilt
01990109	1969-1979		IGNITION SWITCH, all, without tilt
NEUTRAL SAFETY SWITCHES			
01993659	1962-1966		NEUTRAL SAFETY / BACKUP LIGHT SWITCH, column shift powerglide auto. trans.
01993696	1965-1967		NEUTRAL SAFETY / BACKUP LIGHT SWITCH, console shift powerglide auto. trans.
03900503	1968-1972		NEUTRAL SAFETY / BACKUP LIGHT SWITCH, console shift powerglide auto. trans.
03909591	1968-1972		NEUTRAL SAFETY / BACKUP LIGHT SWITCH, console shift TH350-400 auto. trans.
01993494	1969-1969		NEUTRAL SAFETY SWITCH ASSEMBLY, manual trans., clutch pedal mounted
01994235	1969-1972		NEUTRAL SAFETY / BACKUP LIGHT SWITCH, column shift auto. trans.
03983965	1970-1975		NEUTRAL SAFETY SWITCH ASSEMBLY, manual trans., clutch pedal mounted
POWER WINDOW SWITCHES			
04432791	1964-1970		POWER WINDOW SWITCH ASSEMBLY, 4 button, round corner style, chrome
04432790	1964-1970		POWER WINDOW SWITCH ASSEMBLY, single button, round corner style, chrome
TEMPERATURE SENDING SWITCHES			
06400759	1963-1964		TEMPERATURE SENDING UNIT, V8, gauge
01513321	1965-1965		TEMPERATURE SENDING UNIT, all, with gauge, with "T" type terminal connection Note: Requires a 56 series female terminal and connector
06400759	1968-1968		TEMPERATURE SENDING UNIT, V8, gauge
01993426	1968-1968		TEMPERATURE SENDING UNIT, V8, warning light, with "blade" type terminal connection Note: Requires a 56 series female terminal and connector
01513462	1969-1975		TEMPERATURE SENDING UNIT, V8, gauge, with threaded connection Note: Requires a ring terminal and threaded nut connection
TRANSISTOR IGNITION AMPLIFIER REPLACEMENT MODULE			
32270	1966-1966		TRANSISTOR IGNITION AMPLIFIER REPLACEMENT MODULE Note: Replaces original circuit board in amplifier
TRANSMISSION CONTROL SPARK SOLENOID SWITCHES			
01114434	1970-1970		TRANSMISSION CONTROL SPARK SOLENOID, 396 c.i.
01114432	1970-1971		TRANSMISSION CONTROL SPARK SOLENOID, 350 c.i., 4 BBL.
01114432	1970-1971		TRANSMISSION CONTROL SPARK SOLENOID, V8, 2 BBL.
01997410	1973-1973		TRANSMISSION CONTROL SPARK SOLENOID, 307 c.i., manual trans.
01997410	1974-1974		TRANSMISSION CONTROL SPARK SOLENOID, 350 c.i., manual trans., (except special high performance)
TRANSMISSION KICKDOWN SWITCH			
01242101	1970-1970		KICKDOWN SWITCH, TH400
TURN SIGNAL SWITCHES			
03765110	1962-1962		TURN SIGNAL SWITCH, all
00898197US	1963-1963		TURN SIGNAL SWITCH, all, DELCO GUIDE TOOLING , (includes lead wiring)
00898197US	1964-1964		TURN SIGNAL SWITCH, (1st. Design), DELCO GUIDE TOOLING , (includes lead wiring)
00910821US	1964-1964		TURN SIGNAL SWITCH, (2nd Design), DELCO GUIDE TOOLING , (includes lead wiring)
00910821US	1965-1965		TURN SIGNAL SWITCH, all, DELCO GUIDE TOOLING , (includes lead wiring)
00387115	1966-1966		TURN SIGNAL SWITCH, all, (includes lead wiring), "BPC" metal type
00911051	1966-1966		TURN SIGNAL SWITCH, without tilt, (includes lead wiring), "GUIDE" plastic type
00911051US	1966-1966		TURN SIGNAL SWITCH, without tilt, DELCO GUIDE TOOLING , (includes lead wiring), "GUIDE" plastic type
05698897	1967-1968		TURN SIGNAL SWITCH, all with column shift auto. trans., with and without tilt, "DELCO-GUIDE" type Note: Emergency flasher actuator hole in outer collar has a "D" shape
05698520US	1967-1968		TURN SIGNAL SWITCH, all, DELCO GUIDE TOOLING , (includes lead wiring), "BOYNE" type Note: Emergency flasher actuator hole in outer collar has a "O" shape

PART #	YEARS	DATE CODE	DESCRIPTION
--------	-------	-----------	-------------

07800482	1967-1968		TURN SIGNAL SWITCH, all, with column shift auto. trans., "DELCO-GUIDE" type Note: Emergency flasher actuator hole in outer collar is round
----------	-----------	--	--

01997938	1969-1972		TURN SIGNAL SWITCH, all, (includes lead wiring)
----------	-----------	--	---

01997938US	1969-1972		TURN SIGNAL SWITCH, all, DELCO GUIDE TOOLING , (includes lead wiring)
------------	-----------	--	--

WINDSHIELD WIPER SWITCHES

01993541	1962-1964		WIPER SWITCH, single speed with washer
----------	-----------	--	--

01993584	1963-1964		WIPER SWITCH, 2 speed with washer
----------	-----------	--	-----------------------------------

01993679	1965-1966		WIPER SWITCH, 2 speed with washer
----------	-----------	--	-----------------------------------

01993680	1965-1966		WIPER SWITCH, single speed with washer
----------	-----------	--	--

01993395	1967-1968		WIPER SWITCH, 2 speed with washer pump
----------	-----------	--	--

01993464	1969-1971		WIPER SWITCH
----------	-----------	--	--------------

01994180	1972-1975		WIPER SWITCH
----------	-----------	--	--------------

6 - Harness Repair

VARIOUS HARNESS REPAIR ITEMS

R0067108			HARNESS TAPE, 1.25" vinyl, (100 ft. roll), non-adhesive
----------	--	--	---

PM485-007			HARNESS TAPE, black, 1.25" cloth adhesive, (100 ft. roll)
-----------	--	--	---

PM451-001			LOOM .133" I.D. asphalt, (sold by the foot)
-----------	--	--	---

34620			TEMPERATURE SENDER UNIT WIRE REPAIR KIT, single wire
-------	--	--	--

PART #	YEARS	DATE CODE	DESCRIPTION
1 - Wiring Harnesses			
AIR CONDITIONING HARNESSSES			
CE56087	1955-1955		A/C AND HEATER CONTROL PANEL LAMP, fuse panel to control panel
CE50964	1955-1955		A/C COMPRESSOR LEAD WIRE, A/C relay to compressor
CE50966	1955-1955		A/C CONTROL LEAD WIRE, A/C relay to thermostat switch
CE50965	1955-1955		A/C CONTROL LEAD WIRE, fuse panel to A/C relay
CE56086	1955-1955		A/C LEAD WIRE, fuse panel to blower switch
CE77431	1957-1957		A/C BLOWER MOTOR WIRE, heater resistor to blower motor connector
ALTERNATOR CONVERSION HARNESSSES			
CE55005	1955-1955		ALTERNATOR CONVERSION HARNESS, V8, with external regulator alternator Note: This harness is used along with the existing stock harnesses
CE55004	1955-1955		ALTERNATOR CONVERSION HARNESS, V8, with internal regulator alternator Note: This harness is used along with the existing stock harnesses
CE56005	1956-1956		ALTERNATOR CONVERSION HARNESS, V8, with external regulator alternator Note: This harness is used along with the existing stock harnesses
CE56004	1956-1956		ALTERNATOR CONVERSION HARNESS, V8, with internal regulator alternator Note: This harness is used along with the existing stock harnesses
CE57005	1957-1957		ALTERNATOR CONVERSION HARNESS, V8, with external regulator alternator Note: This harness is used along with the existing stock harnesses
CE57004	1957-1957		ALTERNATOR CONVERSION HARNESS, V8, with internal regulator alternator Note: This harness is used along with the existing stock harnesses
ASSEMBLY MANUALS			
36314	1955-1955		FACTORY ASSEMBLY MANUAL, containing detailed assembly and part information
36315	1956-1956		FACTORY ASSEMBLY MANUAL, containing detailed assembly and part information
36316	1957-1957		FACTORY ASSEMBLY MANUAL, containing detailed assembly and part information
BACKUP LIGHT HARNESSSES			
CE56003	1955-1956		BACKUP LIGHT HARNESS, from fuse panel and backup switch to backup lights
CE57003	1957-1957		BACKUP LIGHT HARNESS, from fuse panel and backup switch to backup light connectors
CIGARETTE LIGHTER HARNESSSES			
510499	1955-1957		CIGARETTE LIGHTER JUMPER HARNESS, fused
CLOCK HARNESSSES			
CE54355	1955-1955		CLOCK HARNESS, dash mounted clock
CE64075	1956-1956		CLOCK HARNESS, dash mounted clock
CE76966	1957-1957		CLOCK HARNESS, dash mounted clock
COIL WIRES			
30510	1955-1956		COIL TO DISTRIBUTOR LEAD WIRE, V8
CE54438	1955-1957		COIL TO DISTRIBUTOR LEAD WIRE, 6 cyl.
30515	1957-1957		COIL TO DISTRIBUTOR LEAD WIRE, V8
COMPASS LIGHT HARNESSSES			
37816	1955-1957		COMPASS LIGHT HARNESS
COURTESY LIGHT HARNESSSES			
CE53409	1955-1956		COURTESY LIGHT HARNESS, for under dash courtesy lights (includes brackets)
CE73410	1957-1957		COURTESY LIGHT HARNESS, for under dash courtesy lights (includes brackets)
DASH / INSTRUMENT FUSE PANEL HARNESSSES			
CE50257	1955-1955		DASH FUSE PANEL POWER FEED HARNESS, feeds lights, battery and ignition power to fuse panel
DASH / INSTRUMENT PANEL HARNESSSES			
CE53813	1955-1955		DASH AND FRONT LIGHT HARNESS, complete for Dakota Digital dash Note: This harness includes all wiring for the control box connection
CE509322	1955-1955		DASH AND FRONT LIGHT HARNESS, with external regulator alternator
CE509321	1955-1955		DASH AND FRONT LIGHT HARNESS, with internal regulator alternator- ALTDI Note: Modified for driver side 1985 and earlier "SI" series internal regulator alternator
CE50932	1955-1955		DASH AND FRONT LIGHT HARNESS, with stock generator
36390	1955-1955		DASH PANEL LAMP KIT, includes 6 metal and 2 plastic light sockets required for the dash panel

PART #	YEARS	DATE CODE	DESCRIPTION
CE63815	1956-1956		DASH HARNESS, complete for Dakota Digital dash Note: This harness includes all wiring for the control box connection
CE64072	1956-1956		DASH HARNESS, deluxe, with radio and heater
CE64266	1956-1956		DASH HARNESS, std., w/o radio and heater
CE73817	1957-1957		DASH HARNESS, complete for Dakota Digital dash Note: This harness includes all wiring for the control box connection
CE78243	1957-1957		DASH HARNESS, deluxe, with radio and heater
CE78199	1957-1957		DASH HARNESS, std., w/o radio and heater

DASH FUSE PANEL ATO REPLACEMENTS

37138	1955-1955		DASH FUSE PANEL KIT, (ATO replacement fuse panel for the stock glass fuse panel)
37139	1956-1957		DASH FUSE PANEL KIT, (ATO replacement fuse panel for the stock glass fuse panel)

ENGINE / STARTER HARNESSES

CE54459	1955-1955		ENGINE IGNITION HARNESS, 6 cyl., auto. trans.
CE54458	1955-1955		ENGINE IGNITION HARNESS, 6 cyl., manual trans.
CE50938	1955-1955		ENGINE IGNITION HARNESS, V8, auto. trans.
CE58244	1955-1955		ENGINE IGNITION HARNESS, V8, auto. trans., with A/C
CE53421	1955-1955		ENGINE IGNITION HARNESS, V8, auto. trans., with HEI Note: This harness is modified for use with an HEI distributor
CE50937	1955-1955		ENGINE IGNITION HARNESS, V8, manual trans.
CE58245	1955-1955		ENGINE IGNITION HARNESS, V8, manual trans., with A/C
CE53420	1955-1955		ENGINE IGNITION HARNESS, V8, manual trans., with HEI Note: This harness is modified for use with an HEI distributor
CE64326	1956-1956		ENGINE IGNITION HARNESS, 6 cyl., auto. trans.
CE64325	1956-1956		ENGINE IGNITION HARNESS, 6 cyl., manual trans.
CE64073	1956-1956		ENGINE IGNITION HARNESS, V8, auto. trans.
CE64600	1956-1956		ENGINE IGNITION HARNESS, V8, auto. trans., with A/C
CE66983	1956-1956		ENGINE IGNITION HARNESS, V8, auto. trans., with dual 4 barrel carb.
CE63423	1956-1956		ENGINE IGNITION HARNESS, V8, auto. trans., with HEI Note: This harness is modified for use with an HEI distributor
CE64166	1956-1956		ENGINE IGNITION HARNESS, V8, manual trans.
CE64599	1956-1956		ENGINE IGNITION HARNESS, V8, manual trans., with A/C
CE66984	1956-1956		ENGINE IGNITION HARNESS, V8, manual trans., with dual 4 barrel carb.
CE63422	1956-1956		ENGINE IGNITION HARNESS, V8, manual trans., with HEI Note: This harness is modified for use with an HEI distributor
CE78200	1957-1957		ENGINE IGNITION HARNESS, 6 cyl., auto. trans.
CE78246	1957-1957		ENGINE IGNITION HARNESS, 6 cyl., manual trans.
CE78201	1957-1957		ENGINE IGNITION HARNESS, V8, auto. trans.
CE78249	1957-1957		ENGINE IGNITION HARNESS, V8, auto. trans., with dual 4 barrel carb.
CE78410	1957-1957		ENGINE IGNITION HARNESS, V8, auto. trans., with fuel injection
CE73425	1957-1957		ENGINE IGNITION HARNESS, V8, auto. trans., with HEI Note: This harness is modified for use with an HEI distributor
CE78247	1957-1957		ENGINE IGNITION HARNESS, V8, manual trans.
CE78248	1957-1957		ENGINE IGNITION HARNESS, V8, manual trans., with dual 4 barrel carb.
CE78409	1957-1957		ENGINE IGNITION HARNESS, V8, manual trans., with fuel injection
CE73424	1957-1957		ENGINE IGNITION HARNESS, V8, manual trans., with HEI Note: This harness is modified for use with an HEI distributor

FRONT LIGHT HARNESSES

CE640762	1956-1956		FRONT LIGHT HARNESS, with external regulator alternator - ALTDE
CE640761	1956-1956		FRONT LIGHT HARNESS, with internal regulator alternator - ALTDI Note: Modified for driver side 1985 and earlier "SI" series internal regulator alternator
CE640761PI	1956-1956		FRONT LIGHT HARNESS, with internal regulator alternator - ALTDI Note: Modified for passenger side 1985 and earlier "SI" series internal regulator alternator
CE64076	1956-1956		FRONT LIGHT HARNESS, with stock generator
CE772652	1957-1957		FRONT LIGHT HARNESS, 6 cyl., with external regulator alternator - ALTDE

PART #	YEARS	DATE CODE	DESCRIPTION
CE772651	1957-1957		FRONT LIGHT HARNESS, 6 cyl., with internal regulator alternator - ALTDI Note: Modified for driver side 1985 and earlier "SI" series internal regulator alternator
CE77265	1957-1957		FRONT LIGHT HARNESS, 6 cyl., with stock generator
CE772642	1957-1957		FRONT LIGHT HARNESS, V8, with external regulator alternator - ALTDE
CE772641	1957-1957		FRONT LIGHT HARNESS, V8, with internal regulator alternator - ALTDI Note: Modified for driver side 1985 and earlier "SI" series internal regulator alternator
CE77264	1957-1957		FRONT LIGHT HARNESS, V8, with stock generator
CE772641PI	1957-1957		FRONT LIGHT HARNESS, with internal regulator alternator - ALTPI Note: Modified for passenger side 1985 and earlier "SI" series internal regulator alternator

FUEL TANK SENDER HARNESSES

CE64439	1955-1956		FUEL TANK LEAD WIRE, 7.5 in, all 9 passenger wagons
CE76996	1957-1957		FUEL TANK LEAD WIRE, 7.5 in, all 9 passenger wagons

GAUGE WIRING KIT (DAKOTA DIGITAL)

500447	1955-1957		GAUGE WIRING KIT, Dakota Digital to 1955-57 Chevrolet
--------	-----------	--	---

GLOVE BOX LIGHT ASSEMBLIES

CE51670	1955-1955		GLOVE BOX LIGHT ASSEMBLY, complete (socket, bulb, and wire)
CE56006	1956-1957		GLOVE BOX LIGHT ASSEMBLY, complete (socket, bulb, and wire)

GROUND STRAPS

22210	1955-1956		GROUND STRAP, 6 cyl. and V8, starter to body
-------	-----------	--	--

HEADLIGHT CONNECTION HARNESSES

CE55001	1955-1956		HEADLIGHT CONNECTION HARNESS, (set of 2 for both headlights)
CE57001	1957-1957		HEADLIGHT CONNECTION HARNESS, (set of 2 for both headlights)

HEATER HARNESSES

CE56087	1955-1955		HEATER AND A/C CONTROL PANEL LAMP, deluxe heater only, fuse panel to heater and/or A/C control panel
CE55375	1955-1955		HEATER BLOWER MOTOR LEAD WIRE, heater switch to blower motor connector
CE55374	1955-1955		HEATER BLOWER SWITCH POWER WIRE, fuse panel to heater switch
CE64335	1956-1956		HEATER AND RADIO ACCESSORY HARNESS, for use with dash harness CE64266 to install optional fuse panel, heater and radio
CE78220	1957-1957		HEATER AND RADIO ACCESSORY HARNESS, for use with dash harness CE78199 to install optional fuse panel, heater and radio
CE77431	1957-1957		HEATER BLOWER MOTOR WIRE, deluxe heater only, from heater resistor to blower motor connector

LAMP AND LIGHT ASSEMBLIES

CE64074	1956-1956		LAMP ASSEMBLY, automatic transmission column shift indicator light
CE57002	1957-1957		LAMP ASSEMBLY, heater control panel light

LICENSE PLATE LIGHT HARNESSES

34635	1955-1957		LICENSE PLATE LIGHT ASSEMBLY, (some models may require 2 lamps)
-------	-----------	--	---

PARKING LIGHT HARNESSES

CE50003	1955-1956		PARKING LIGHT AND LEAD WIRE ASSEMBLY, (set of 2)
CE76845	1957-1957		PARKING LIGHT BAR EXTENSION HARNESS

POWER ACCESSORY LEAD WIRES

CE56580	1955-1955		POWER LEAD WIRE, 6 cyl., starter solenoid to rear body power connector for power top, power seats and power windows
CE56579	1955-1955		POWER LEAD WIRE, V8, starter solenoid to rear body power connector for power top, power seats and power windows
CE64582	1956-1956		POWER LEAD WIRE, 6 cyl., starter solenoid to power accessory circuit breaker for power windows and/or power seats
CE56580	1956-1956		POWER LEAD WIRE, 6 cyl., starter solenoid to rear body power top connector
CE64583	1956-1956		POWER LEAD WIRE, V8, starter solenoid to power accessory circuit breaker for power windows and/or power seats
CE56579	1956-1956		POWER LEAD WIRE, V8, starter solenoid to rear body power top connector
CE77247	1957-1957		POWER LEAD WIRE, 6 cyl., starter solenoid to rear body connector for power seats, windows, and top
CE77246	1957-1957		POWER LEAD WIRE, V8, starter solenoid to rear body connector for power seats, windows, and top

POWER SEAT HARNESSES

34220	1955-1956		POWER SEAT CONTROL HARNESS, all
32890	1956-1956		POWER SEAT FEED WIRE, power feed from circuit breaker to power seat harness
31715	1957-1957		POWER SEAT CONTROL HARNESS, all

PART #	YEARS	DATE CODE	DESCRIPTION
--------	-------	-----------	-------------

31710	1957-1957		POWER SEAT FEED WIRE, from power feed to circuit breaker and then power seat harness Note: Need CE77246 to complete this connection
-------	-----------	--	---

POWER WINDOW HARNESSES

CE57900	1955-1955		POWER WINDOW HARNESS, 150 2 door sedan (Model 1211)
CE57900	1955-1955		POWER WINDOW HARNESS, 210 2 door sedan (Model 1011Y)
CE57984	1955-1955		POWER WINDOW HARNESS, 210 2 door wagon (Model 1063F)
CE57900	1955-1955		POWER WINDOW HARNESS, 210 club coupe (Model 1011A)
CE58436	1955-1955		POWER WINDOW HARNESS, 210 sport coupe (Model 1037)
CE56442	1955-1955		POWER WINDOW HARNESS, all 4 door sedan and wagon
CE57900	1955-1955		POWER WINDOW HARNESS, BelAir 2 door sedan (Model 1011D)
CE58453	1955-1955		POWER WINDOW HARNESS, BelAir convertible (Model 1067DTX)
CE58436	1955-1955		POWER WINDOW HARNESS, BelAir sport coupe (Model 1037D)
CE50978	1955-1955		POWER WINDOW HARNESS, Nomad (Model 1064DF)
CE52588	1955-1956		POWER WINDOW JUMPER, adapts 1955-56 harness to use 1957 and up type motor
CE64282	1956-1956		POWER WINDOW HARNESS, 210 2 door sedan (Model 1011)
CE66567	1956-1956		POWER WINDOW HARNESS, 210 2 door wagon (Model 1063F)
CE64655	1956-1956		POWER WINDOW HARNESS, 210 4 door sedan (Model 1019)
CE64655	1956-1956		POWER WINDOW HARNESS, 210 4 door wagon (Model 1062F)
CE64655	1956-1956		POWER WINDOW HARNESS, 210 4 door wagon (Model 1062FC)
CE64282	1956-1956		POWER WINDOW HARNESS, 210 club coupe (Model 1011A)
CE63115	1956-1956		POWER WINDOW HARNESS, 210 sport coupe (Model 1037)
CE66223	1956-1956		POWER WINDOW HARNESS, 210 sport sedan (Model 1039)
CE64282	1956-1956		POWER WINDOW HARNESS, BelAir 2 door sedan (Model 1011D)
CE64655	1956-1956		POWER WINDOW HARNESS, BelAir 4 door sedan (Model 1019D)
CE64655	1956-1956		POWER WINDOW HARNESS, BelAir 4 door wagon (Model 1062DF)
CE62994	1956-1956		POWER WINDOW HARNESS, BelAir convertible (Model 1067D)
CE64285	1956-1956		POWER WINDOW HARNESS, BelAir Nomad (Model 1064DF)
CE63115	1956-1956		POWER WINDOW HARNESS, BelAir sport coupe (Model 1037D)
CE66223	1956-1956		POWER WINDOW HARNESS, BelAir sport sedan (Model 1039D)
CE75359	1957-1957		POWER WINDOW HARNESS, 210 2 door sedan (Model 1011)
CE75358	1957-1957		POWER WINDOW HARNESS, 210 2 door wagon (Model 1063F)
CE74019	1957-1957		POWER WINDOW HARNESS, 210 4 door sedan (Model 1019)
CE74019	1957-1957		POWER WINDOW HARNESS, 210 4 door wagon (Model 1062F)
CE74019	1957-1957		POWER WINDOW HARNESS, 210 4 door wagon (Model 1062FC)
CE75359	1957-1957		POWER WINDOW HARNESS, 210 club coupe (Model 1011A)
CE78274	1957-1957		POWER WINDOW HARNESS, 210 sport coupe (Model 1037)
CE75377	1957-1957		POWER WINDOW HARNESS, 210 sport sedan (Model 1039)
CE75359	1957-1957		POWER WINDOW HARNESS, BelAir 2 door sedan (Model 1011D)
CE74019	1957-1957		POWER WINDOW HARNESS, BelAir 4 door sedan (Model 1019D)
CE74019	1957-1957		POWER WINDOW HARNESS, BelAir 4 door wagon (Model 1062DF)
CE73813	1957-1957		POWER WINDOW HARNESS, BelAir convertible (Model 1067D)
CE78275	1957-1957		POWER WINDOW HARNESS, BelAir Nomad (Model 1064DF)
CE78274	1957-1957		POWER WINDOW HARNESS, BelAir sport coupe (Model 1037D)
CE75377	1957-1957		POWER WINDOW HARNESS, BelAir sport sedan (Model 1039D)

REAR BODY HARNESSES

CE53930	1955-1955		REAR BODY LIGHT HARNESS, 150 2 door sedan (Model 1211)
CE53991	1955-1955		REAR BODY LIGHT HARNESS, 150 2 door wagon (Model 1263F)
CE53931	1955-1955		REAR BODY LIGHT HARNESS, 150 4 door sedan (Model 1219)
CE53991	1955-1955		REAR BODY LIGHT HARNESS, 150 sedan delivery (Model 1271)
CE53930	1955-1955		REAR BODY LIGHT HARNESS, 150 utility sedan (Model 1211B)
CE56956	1955-1955		REAR BODY LIGHT HARNESS, 210 2 door club coupe (Model 1011A)
CE56956	1955-1955		REAR BODY LIGHT HARNESS, 210 2 door sedan (Model 1011)

PART #	YEARS	DATE CODE	DESCRIPTION
CE53932	1955-1955		REAR BODY LIGHT HARNESS, 210 2 door wagon (Model 1063F)
CE53993	1955-1955		REAR BODY LIGHT HARNESS, 210 4 door sedan (Model 1019)
CE53932	1955-1955		REAR BODY LIGHT HARNESS, 210 4 door wagon (Model 1062F)
CE56956	1955-1955		REAR BODY LIGHT HARNESS, 210 sport coupe (Model 1037)
CE56956	1955-1955		REAR BODY LIGHT HARNESS, BelAir 2 door sedan (Model 1011D)
CE53926	1955-1955		REAR BODY LIGHT HARNESS, BelAir 4 door sedan (Model 1019D)
CE53933	1955-1955		REAR BODY LIGHT HARNESS, BelAir 4 door wagon (Model 1062DF)
CE53929	1955-1955		REAR BODY LIGHT HARNESS, BelAir convertible (Model 1067D)
CE53928	1955-1955		REAR BODY LIGHT HARNESS, BelAir Nomad wagon (Model 1064DF)
CE53927	1955-1955		REAR BODY LIGHT HARNESS, BelAir sport coupe (Model 1037D)
CE54294	1956-1956		REAR BODY LIGHT HARNESS, 150 2 door sedan (Model 1211)
CE54300	1956-1956		REAR BODY LIGHT HARNESS, 150 2 door wagon (Model 1263F)
CE64290	1956-1956		REAR BODY LIGHT HARNESS, 150 4 door sedan (Model 1219)
CE54300	1956-1956		REAR BODY LIGHT HARNESS, 150 sedan delivery (Model 1271)
CE54294	1956-1956		REAR BODY LIGHT HARNESS, 150 utility sedan (Model 1211B)
CE54293	1956-1956		REAR BODY LIGHT HARNESS, 210 2 door sedan (Model 1011)
CE54297	1956-1956		REAR BODY LIGHT HARNESS, 210 2 door wagon (Model 1063F)
CE64291	1956-1956		REAR BODY LIGHT HARNESS, 210 4 door sedan (Model 1019)
CE54297	1956-1956		REAR BODY LIGHT HARNESS, 210 4 door wagon (Model 1062F)
CE63737	1956-1956		REAR BODY LIGHT HARNESS, 210 4 door wagon, 9 pass. (Model 1062FC)
CE54293	1956-1956		REAR BODY LIGHT HARNESS, 210 club coupe (Model 1011A)
CE54293	1956-1956		REAR BODY LIGHT HARNESS, 210 sport coupe (Model 1037)
CE63649	1956-1956		REAR BODY LIGHT HARNESS, 210 sport sedan (Model 1039)
CE54293	1956-1956		REAR BODY LIGHT HARNESS, BelAir 2 door sedan (Model 1011D)
CE54292	1956-1956		REAR BODY LIGHT HARNESS, BelAir 4 door sedan (Model 1019D)
CE64298	1956-1956		REAR BODY LIGHT HARNESS, BelAir 4 door wagon, 9 pass. (Model 1062DF)
CE54295	1956-1956		REAR BODY LIGHT HARNESS, BelAir convertible (Model 1067D)
CE54301	1956-1956		REAR BODY LIGHT HARNESS, BelAir Nomad wagon (Model 1064DF)
CE54293	1956-1956		REAR BODY LIGHT HARNESS, BelAir sport coupe (Model 1037D)
CE63649	1956-1956		REAR BODY LIGHT HARNESS, BelAir sport sedan (Model 1039D)
CE72128	1957-1957		REAR BODY LIGHT HARNESS, 150 2 door sedan (Model 1211)
CE72056	1957-1957		REAR BODY LIGHT HARNESS, 150 2 door wagon (Model 1263F)
CE71358	1957-1957		REAR BODY LIGHT HARNESS, 150 4 door sedan (Model 1219)
CE72056	1957-1957		REAR BODY LIGHT HARNESS, 150 sedan delivery (Model 1271)
CE72128	1957-1957		REAR BODY LIGHT HARNESS, 150 utility sedan (Model 1211B)
CE72130	1957-1957		REAR BODY LIGHT HARNESS, 210 2 door sedan (Model 1011)
CE72209	1957-1957		REAR BODY LIGHT HARNESS, 210 2 door wagon (Model 1063F)
CE78559	1957-1957		REAR BODY LIGHT HARNESS, 210 4 door sedan (Model 1019)
CE72074	1957-1957		REAR BODY LIGHT HARNESS, 210 4 door wagon (Model 1062F)
CE72204	1957-1957		REAR BODY LIGHT HARNESS, 210 4 door wagon, 9 pass. (Model 1062FC)
CE72130	1957-1957		REAR BODY LIGHT HARNESS, 210 club coupe (Model 1011A)
CE78772	1957-1957		REAR BODY LIGHT HARNESS, 210 sport coupe (Model 1037)
CE72950	1957-1957		REAR BODY LIGHT HARNESS, 210 sport sedan (Model 1039)
CE72130	1957-1957		REAR BODY LIGHT HARNESS, BelAir 2 door sedan (Model 1011D)
CE71348	1957-1957		REAR BODY LIGHT HARNESS, BelAir 4 door sedan (Model 1019D)
CE79954	1957-1957		REAR BODY LIGHT HARNESS, BelAir 4 door wagon (Model 1062DF)
CE79748	1957-1957		REAR BODY LIGHT HARNESS, BelAir convertible (Model 1067D)
CE72075	1957-1957		REAR BODY LIGHT HARNESS, BelAir Nomad wagon (Model 1064DF)
CE78772	1957-1957		REAR BODY LIGHT HARNESS, BelAir sport coupe (Model 1037D)
CE72950	1957-1957		REAR BODY LIGHT HARNESS, BelAir sport sedan (Model 1039D)

REAR BODY TAIL LIGHT GROMMET SETS

27765	1955-1956		REAR BODY TAIL LIGHT GROMMET SET, (tube and grommet set only)
-------	-----------	--	---

PART #	YEARS	DATE CODE	DESCRIPTION
27770	1955-1956		REAR BODY TAIL LIGHT WIRING SET, with tube and grommet assembly, and light socket pigtail wiring
27775	1957-1957		REAR BODY TAIL LIGHT GROMMET SET, (tube and grommet set only)
27780	1957-1957		REAR BODY TAIL LIGHT WIRING SET, with tube and grommet assembly, and light socket pigtail wiring

STEERING COLUMN ADAPTER HARNESSSES

35130	1955-1955		STEERING COLUMN ADAPTER HARNESS, for 1964-66 GM column to stock dash Note: Adapts horn, directionals, hazard flasher to stock dash
35775	1955-1955		STEERING COLUMN ADAPTER HARNESS, for 1969-76 GM column to stock dash Note: Adapts horn, directionals, hazard flasher to stock dash
13593	1955-1955		STEERING COLUMN ADAPTER HARNESS, for 1977 and later GM column to stock dash Note: Adapts horn, directionals, hazard flasher to stock dash
35780	1956-1956		STEERING COLUMN ADAPTER HARNESS, for 1969-76 GM column to stock dash Note: Adapts horn, directionals, hazard flasher to stock dash
34160	1956-1956		STEERING COLUMN ADAPTER HARNESS, for 1977 and later GM column to stock dash Note: Adapts horn, directionals, hazard flasher to stock dash
35785	1957-1957		STEERING COLUMN ADAPTER HARNESS, for 1969-76 GM column to stock dash Note: Adapts horn, directionals, hazard flasher to stock dash
13597	1957-1957		STEERING COLUMN ADAPTER HARNESS, for 1977 and later GM column to stock dash Note: Adapts horn, directionals, hazard flasher to stock dash

TRANSMISSION OVERDRIVE HARNESSSES

CE50935	1955-1955		TRANSMISSION OVERDRIVE HARNESS, 6 cyl.
CE52934	1955-1955		TRANSMISSION OVERDRIVE HARNESS, V8
CE64662	1956-1956		TRANSMISSION OVERDRIVE HARNESS, 6 cyl.
CE64664	1956-1956		TRANSMISSION OVERDRIVE HARNESS, V8
CE76999	1957-1957		TRANSMISSION OVERDRIVE HARNESS, 6 cyl.
CE77140	1957-1957		TRANSMISSION OVERDRIVE HARNESS, V8
CE77571	1957-1957		TRANSMISSION OVERDRIVE HARNESS, V8, with 2 x 4 BBLs.

TRUNK LIGHT ASSEMBLIES AND WIRING

00987083	1955-1956		TRUNK LIGHT ASSEMBLY
00987622	1957-1957		TRUNK LIGHT ASSEMBLY

2 - Battery Cables

BATTERY CABLES - NEGATIVE / GROUND

21595	1955-1955		BATTERY GROUND STRAP, neg., 6 cyl.
06345	1955-1955		BATTERY GROUND STRAP, neg., V8, with A/C (braided strap type)
21595	1955-1955		BATTERY GROUND STRAP, neg., V8, without A/C
21595	1956-1956		BATTERY GROUND STRAP, neg., 6 cyl. (braided strap type)
21595	1956-1956		BATTERY GROUND STRAP, neg., V8, without A/C (braided strap type)
06345	1956-1956		BATTERY GROUND STRAP, neg., with A/C (braided strap type)
21610	1957-1957		BATTERY CABLE, neg., 6 cyl., without A/C
29400	1957-1957		BATTERY CABLE, neg., all with A/C
22930	1957-1957		BATTERY CABLE, neg., V8, without A/C

BATTERY CABLES - POSITIVE

21600	1955-1955		BATTERY CABLE, pos., 6 cyl., from 8/22/55, 21.0 in. long
22935	1955-1955		BATTERY CABLE, pos., 6 cyl., prior to 8/22/55, 29.0 in. long
21650	1955-1956		BATTERY CABLE, pos., V8
21600	1956-1956		BATTERY CABLE, pos., 6 cyl.
21605	1957-1957		BATTERY CABLE, pos., 6 cyl.
21665	1957-1957		BATTERY CABLE, pos., V8

3 - Spark Plugs

ORIGINAL SPARK PLUG WIRE SETS - NOT DATE CODED

1002-000	1929-1952	NOT	SPARK PLUG WIRE SET, L6, all
1010-000	1953-1956	NOT	SPARK PLUG WIRE SET, L6, all
1202-000	1955-1955	NOT	SPARK PLUG WIRE SET, V8, all with single carb.
1208-000	1956-1956	NOT	SPARK PLUG WIRE SET, V8, all with dual quad carb.

PART #	YEARS	DATE CODE	DESCRIPTION
1202-000	1956-1956	NOT	SPARK PLUG WIRE SET, V8, all with single carb., 1st design
1206-000	1956-1956	NOT	SPARK PLUG WIRE SET, V8, with single carb., 2nd design
1012-000	1957-1957	NOT	SPARK PLUG WIRE SET, L6, all
1212-000	1957-1957	NOT	SPARK PLUG WIRE SET, V8, all with dual quad carb.
1214-000	1957-1957	NOT	SPARK PLUG WIRE SET, V8, all with fuel injection
1210-000	1957-1957	NOT	SPARK PLUG WIRE SET, V8, all with single carb.

4 - Switches & Parts

BREAKERLESS SE IGNITION SYSTEM

38131	1957-1957	BREAKERLESS SE IGNITION SYSTEM, GM V8 point conversion kit Note: Replaces stock points with an electronic SE ignition module
-------	-----------	--

COURTESY LIGHT HARNESSES BRACKET

04876930	1955-1957	MOUNTING BRACKET, for under dash courtesy light harness lamp socket, (2 required per car)
----------	-----------	---

DIMMER SWITCH

01997023	1957-1957	DIMMER SWITCH
----------	-----------	---------------

GROMMET PASS THRU

500545	1956-1957	GROMMET PASS THRU, used on 8 wire front light connector feed thru firewall
500546	1957-1957	GROMMET PASS THRU, used on 4 wire parking light conn. feed thru core support.

HEADLIGHT SWITCHES

36409	1955-1956	HEADLIGHT SWITCH REPLACEMENT KIT, replaces stock switch with late model headlight switch Note: Includes correct color coded connection harness for easy interface with existing dash harness and accessory fuse block connections
-------	-----------	---

01995082	1955-1956	HEADLIGHT SWITCH, all
----------	-----------	-----------------------

01995096	1957-1957	HEADLIGHT SWITCH, all
----------	-----------	-----------------------

IGNITION SWITCH RETENTION COLLAR NUT

500680	1957-1957	RETENTION COLLAR NUT, ignition switch 1 x 32 thread (for use an original GM ignition switch)
--------	-----------	--

POWER WINDOW GUIDE

500549	1955-1957	DOOR JAMB HARNESS GUIDE, correct metal guide for power window and accessory door harnesses
--------	-----------	--

TEMPERATURE SENDING SWITCHES

01513130	1956-1956	TEMPERATURE SENDING UNIT, all, gauge, with pin grip connection Note: Requires a pin grip terminal and plastic connector
----------	-----------	---

01513321	1957-1957	TEMPERATURE SENDING UNIT, all, with gauge, with "T" type terminal connection Note: Requires a 56 series female terminal and connector
----------	-----------	---

TURN SIGNAL SWITCHES

37788	1955-1955	TURN SIGNAL SWITCH ASSEMBLY
-------	-----------	-----------------------------

37797	1956-1956	TURN SIGNAL SWITCH ASSEMBLY, complete with male connector body
-------	-----------	--

37789	1957-1957	TURN SIGNAL SWITCH ASSEMBLY, complete with male connector body
-------	-----------	--

6 - Harness Repair

VARIOUS HARNESS REPAIR ITEMS

R0067108		HARNESS TAPE, 1.25" vinyl, (100 ft. roll), non-adhesive
----------	--	---

PM485-007		HARNESS TAPE, black, 1.25" cloth adhesive, (100 ft. roll)
-----------	--	---

PM451-001		LOOM .133" I.D. asphalt, (sold by the foot)
-----------	--	---

34620	1956-1957	TEMPERATURE SENDER UNIT WIRE REPAIR KIT, single wire
-------	-----------	--

PART #	YEARS	DATE CODE	DESCRIPTION
1 - Wiring Harnesses			
AIR CONDITIONING COMPRESSOR EXTENSION HARNESSSES			
39735	1973-1974		AIR CONDITIONING HARNESS COMPRESSOR EXTENSION
39817	1976-1978		AIR CONDITIONING HARNESS COMPRESSOR EXTENSION, to A/C harness, C10, 20, 30, or K10, 20, w /454 V-8
39652	1977-1978		AIR CONDITIONING HARNESS COMPRESSOR EXTENSION, to A/C harness, C10, 20, 30, or K10, 20, V-8, except 454 or Diesel
39879	1978-1979		AIR CONDITIONING HARNESS COMPRESSOR EXTENSION, to A/C harness, C10, 20, 30, or K10, 20, w/350 Diesel V-8
39876	1978-1986		AIR CONDITIONING HARNESS COMPRESSOR EXTENSION, to A/C harness, C10, 20, 30, or K10, 20, all w/6 cyl.
AIR CONDITIONING GROUND WIRES			
37633	1965-1966		A/C COMPRESSOR GROUND WIRE
AIR CONDITIONING HARNESSSES			
20820	1962-1963		AIR CONDITIONING HARNESS, (1st design)
20815	1964-1964		AIR CONDITIONING HARNESS
19965	1965-1966		AIR CONDITIONING HARNESS Note: Harness comes with 20840 blower switch jumper, and 37634 power wire from horn relay Requires 37635 Power wire from starter solenoid to horn relay to complete circuit
20840	1965-1966		AIR CONDITIONING JUMPER HARNESS, blower switch fuse to ignition switch wire assembly
20825	1967-1967		AIR CONDITIONING HARNESS
20835	1968-1968		AIR CONDITIONING HARNESS
35260	1969-1970		AIR CONDITIONING HARNESS
20805	1971-1972		AIR CONDITIONING HARNESS, with anti-dieseling relay
35260	1972-1972		AIR CONDITIONING HARNESS, without anti-dieseling relay
39303	1973-1973		AIR CONDITIONING HARNESS, (includes heater wiring)
39827	1976-1976		AIR CONDITIONING HARNESS, C10, 20, 30, or K10, 20
39859	1978-1978		AIR CONDITIONING HARNESS, C10, 20, 30, or K10, 20, early design with separate "evaporator temp control switch at pressure cutout switch"
39356	1978-1980		AIR CONDITIONING HARNESS, C10, 20, 30, or K10, 20, 1978 1/2 (Replaced 39859 in 1978) without separate "evaporator temp control switch at pressure cutout switch"
AIR CONDITIONING POWER FEED WIRES			
37634	1965-1966		A/C POWER FEED WIRE, horn relay to A/C harness fuse
37635	1965-1966		A/C POWER FEED WIRE, starter solenoid to horn relay
ALTERNATOR CONVERSION HARNESSSES			
30380	1947-1953		ALTERNATOR CONVERSION HARNESS, generator to internal reg. alternator Note: This harness converts from 6 volt to a 12 volt system Note: Can only be used with 1985 and earlier "SI" series alternators
30370	1954-1955		ALTERNATOR CONVERSION HARNESS, generator to internal reg. alternator Note: This converts from 6 volt to a 12 volt system Note: Can only be used with 1985 and earlier "SI" series alternators
30360	1955-1955		ALTERNATOR CONVERSION HARNESS, V8, generator to int. reg. alternator, (original 12 volt electrical system) Note: This harness is used along with the existing stock harnesses Note: Can only be used with 1985 and earlier "SI" series alternators
30360	1956-1956		ALTERNATOR CONVERSION HARNESS, V8, generator to int. reg. alternator, Note: This harness is used along with the existing stock harnesses Note: Can only be used with 1985 and earlier "SI" series alternators
30320	1957-1959		ALTERNATOR CONVERSION HARNESS, V8, generator to int. reg. alternator Note: This harness is used along with the existing stock harnesses Note: Can only be used with 1985 and earlier "SI" series alternators
31560	1960-1962		ALTERNATOR CONVERSION HARNESS, V8, generator to int. reg. alternator Note: This harness is used along with the existing stock harnesses Note: Can only be used with 1985 and earlier "SI" series alternators
ALTERNATOR CONVERSION KITS			
37787	1963-1972		ALTERNATOR CONVERSION KIT, external regulator to internal "CS" alternator Note: This is a plug-in conversion that can be used with 1986 and later "CS" series alternators
27555	1963-1972		ALTERNATOR CONVERSION KIT, external regulator to internal "SI" alternator Note: This is a plug-in conversion that can be used with 1985 and earlier "SI" series alternators

PART #	YEARS	DATE CODE	DESCRIPTION
37796	1975-1986		ALTERNATOR CONVERSION KIT, internal regulator "SI" series alternator to "CS130 or CS144" series alternator with PLIS type regulator Note: This is an easy plug-in conversion that can be used with 1986 and later series alternators, provides a 12 volt input to "F/I" terminal
ASSEMBLY MANUALS			
36385	1947-1954		FACTORY ASSEMBLY MANUAL, containing detailed assembly and part information
36386	1955-1959		FACTORY ASSEMBLY MANUAL, containing detailed assembly and part information
36387	1960-1966		FACTORY ASSEMBLY MANUAL, containing detailed assembly and part information
36388	1967-1971		FACTORY ASSEMBLY MANUAL, containing detailed assembly and part information
43551	1972-1972		FACTORY ASSEMBLY MANUAL, containing detailed assembly and part information
39354	1982-1982		FACTORY ASSEMBLY MANUAL, containing detailed assembly and part information
BACKUP LIGHT HARNESSSES			
30645	1962-1966		BACKUP LIGHT EXTENSION HARNESS, firewall to rear frame connector
19930	1962-1966		BACKUP LIGHT HARNESS, rear frame connector to backup lights
CAB RUNNING LIGHTS			
42951	1970-1972		CAB RUNNING LIGHTS
CAMPER WIRING HARNESSSES			
38287	1968-1972		CAMPER WIRING HARNESS
CARGO LIGHT HARNESSSES			
30850	1969-1972		CARGO LIGHT HARNESS
39715	1973-1977		CARGO LIGHT HARNESS, cab w/ 2 DR
CIGARETTE LIGHTER HARNESSSES			
510499	1955-1972		CIGARETTE LIGHTER JUMPER HARNESS, fused
19935	1960-1966		CIGARETTE LIGHTER WIRE
COMPLETE WIRING SETS			
30905	1947-1949		COMPLETE WIRING SET Note: This harness is built to original specifications with wiring for directional lights and options
05053	1950-1953		COMPLETE WIRING SET Note: This harness is built to original specifications with wiring for directional lights and options
30910	1954-1955		COMPLETE WIRING SET, (original 6 volt design thru 1955 first series) Note: This harness is built to original specifications with wiring for directional lights and options
18935	1955-1956		COMPLETE WIRING SET, 6 cyl., (original 12 volt electrical system) Note: This harness is built to original specifications with wiring for directional lights and options
18940	1955-1956		COMPLETE WIRING SET, V8, (original 12 volt electrical system) Note: This harness is built to original specifications with wiring for directional lights and options
30250	1955-1956		COMPLETE WIRING SET, V8, with 12 volt internal reg. alternator and H.E.I. Note: This harness has additional wiring for directional lights Note: Can only be used with 1985 and earlier "SI" series alternators
26695	1957-1957		COMPLETE WIRING SET, 6 cyl. Note: This harness is built to original specifications with wiring for directional lights and options
18950	1957-1957		COMPLETE WIRING SET, V8 Note: This harness is built to original specifications with wiring for directional lights and options
30255	1957-1957		COMPLETE WIRING SET, V8, with internal regulator alternator and H.E.I. Note: This harness has additional wiring for directional lights Note: Can only be used with 1985 and earlier "SI" series alternators
18955	1958-1959		COMPLETE WIRING SET, 6 cyl. Note: This harness is built to original specifications with wiring for directional lights and options
18960	1958-1959		COMPLETE WIRING SET, V8 Note: This harness is built to original specifications with wiring for directional lights and options
30260	1958-1959		COMPLETE WIRING SET, V8, with internal regulator alternator and H.E.I. Note: This harness has additional wiring for directional lights Note: Can only be used with 1985 and earlier "SI" series alternators
COURTESY LIGHT HARNESSSES			
31680	1967-1972		COURTESY AND DOME LIGHT JUMPER HARNESS, activates under dash courtesy lights and/or dome light by door jamb switches
31685	1967-1972		COURTESY LIGHT HARNESS, under dash courtesy lights

PART #	YEARS	DATE CODE	DESCRIPTION
CRUISE CONTROL HARNESSES			
35255	1969-1970		CRUISE CONTROL HARNESS
35265	1971-1972		CRUISE CONTROL HARNESS
DASH / INSTRUMENT FUSE PANEL HARNESSES			
CE50257	1955-1955		DASH FUSE PANEL POWER FEED HARNESS, feeds lights, battery and ignition power to fuse panel
DASH / INSTRUMENT PANEL GAUGE CLUSTER HARNESSES			
02995	1960-1961		DASH INSTRUMENT CLUSTER HARNESS, with directionals and gauges
02940	1960-1961		DASH INSTRUMENT CLUSTER HARNESS, with directionals and warning lights
30800	1962-1963		DASH INSTRUMENT CLUSTER HARNESS, with factory gauges
04100	1962-1963		DASH INSTRUMENT CLUSTER HARNESS, with factory gauges & overspeed warning light
03660	1962-1963		DASH INSTRUMENT CLUSTER HARNESS, with warning lights
04685	1964-1966		DASH INSTRUMENT CLUSTER HARNESS, with factory gauges
04690	1964-1966		DASH INSTRUMENT CLUSTER HARNESS, with factory gauges & overspeed warning light
04680	1964-1966		DASH INSTRUMENT CLUSTER HARNESS, with warning lights
DASH / INSTRUMENT PANEL HARNESSES			
02465	1955-1955		DASH HARNESS, (original 12 volt electrical system)
02465	1956-1956		DASH HARNESS
02750	1957-1959		DASH HARNESS
38028	1960-1960		DASH HARNESS, auto. or manual trans., with directional signals, with gauges Note: This harness is used with a DASH INSTRUMENT CLUSTER HARNESS
03130	1960-1960		DASH HARNESS, auto. or manual trans., with directional signals, without gauges Note: This harness is used with a DASH INSTRUMENT CLUSTER HARNESS
03625	1961-1961		DASH HARNESS, auto. or manual trans., with directional signals Note: This harness is used with a DASH INSTRUMENT CLUSTER HARNESS
03985	1962-1962		DASH HARNESS, with gauges or warning lights Note: This harness is used with a DASH INSTRUMENT CLUSTER HARNESS
04420	1963-1963		DASH HARNESS, auto. or manual trans., with gauges Note: This harness is used with a DASH INSTRUMENT CLUSTER HARNESS
22525	1963-1963		DASH HARNESS, auto. or manual trans., with warning lights Note: This harness is used with a DASH INSTRUMENT CLUSTER HARNESS
18965	1964-1965		DASH HARNESS, auto. or manual trans., with gauges Note: This harness is used with a DASH INSTRUMENT CLUSTER HARNESS
04700	1964-1965		DASH HARNESS, auto. or manual trans., with warning lights Note: This harness is used with a DASH INSTRUMENT CLUSTER HARNESS
22570	1966-1966		DASH HARNESS, auto. or manual trans., with gauges Note: This harness is used with a DASH INSTRUMENT CLUSTER HARNESS
22560	1966-1966		DASH HARNESS, auto. or manual trans., with warning lights Note: This harness is used with a DASH INSTRUMENT CLUSTER HARNESS
33915	1967-1968		DASH HARNESS, pickup, with gauges
33920	1967-1968		DASH HARNESS, pickup, with warning lights
33905	1967-1968		DASH HARNESS, Suburban and panel, with gauges
33910	1967-1968		DASH HARNESS, Suburban and panel, with warning lights
30100	1969-1969		DASH HARNESS, Blazer and pickup, with gauges
30105	1969-1969		DASH HARNESS, Blazer and pickup, with warning lights
30090	1969-1969		DASH HARNESS, Suburban and panel, with gauges
30095	1969-1969		DASH HARNESS, Suburban and panel, with warning lights
30100	1970-1972		DASH HARNESS, with gauges
30105	1970-1972		DASH HARNESS, with warning lights
35927	1973-1973		DASH HARNESS, with gauges
37491	1973-1973		DASH HARNESS, with warning lights
37510	1974-1974		DASH HARNESS, with gauges
37509	1974-1974		DASH HARNESS, with warning lights
37512	1975-1975		DASH HARNESS, with gauges
37511	1975-1975		DASH HARNESS, with warning lights
35934	1976-1976		DASH HARNESS, with gauges

PART #	YEARS	DATE CODE	DESCRIPTION
35933	1976-1976		DASH HARNESS, with warning lights
40054	1977-1977		DASH HARNESS, V8, with Diesel Eng., HD Chassis, and gauges
37515	1977-1977		DASH HARNESS, with gauges
37514	1977-1977		DASH HARNESS, with warning lights
38139	1978-1978		DASH HARNESS, V8, with Diesel Eng., HD Chassis, and gauges
37517	1978-1978		DASH HARNESS, with gauges
38138	1978-1978		DASH HARNESS, with warning lights
38152	1979-1980		DASH HARNESS, pickup CK10-30, 6 cyl., with gauges
38143	1979-1980		DASH HARNESS, pickup CK10-30, V8, with gauges
38142	1979-1980		DASH HARNESS, pickup CK10-30, with warning lights
38147	1981-1982		DASH HARNESS, pickup CK10-30, 6 cyl., with gauges
38148	1981-1982		DASH HARNESS, pickup CK10-30, V8, with gauges
38146	1981-1982		DASH HARNESS, pickup CK10-30, with warning lights
DOMELIGHT HARNESSES			
34890	1955-1955		DOMELIGHT HARNESS, (original 12 volt electrical system)
34890	1956-1959		DOMELIGHT HARNESS
30620	1960-1966		DOMELIGHT HARNESS
32750	1967-1972		DOMELIGHT HARNESS
39346	1979-1983		DOMELIGHT EXTENSION HARNESS, all, front door jamb switches to cargo or dome light harness
41592	1984-1991		DOMELIGHT EXTENSION HARNESS, pickup CK10, 20, 30 models
DUAL BATTERY HARNESS			
42950	1970-1972		DUAL BATTERY HARNESS
DUAL HORN JUMPER			
42952	1967-1971		DUAL HORN JUMPER
42952	1974-1974		DUAL HORN JUMPER,
ENGINE / IGNITION SWITCH ADAPTER HARNESS			
37444	1957-1959		ENGINE HARNESS IGNITION SWITCH ADAPTER HARNESS, Note: Adapter designed to allow 1957-59 Chevy truck engine harness to be connected to the reproduction ignition switch for 1955-56 car and 1955-56 Truck
ENGINE / STARTER HARNESSES			
06400	1955-1955		ENGINE HARNESS, 6 cyl., auto. trans., (12 volt electrical system)
06395	1955-1955		ENGINE HARNESS, 6 cyl., manual trans., (12 volt electrical system)
02285	1955-1955		ENGINE HARNESS, V8, auto. trans., (12 volt electrical system)
02385	1955-1955		ENGINE HARNESS, V8, manual trans., (12 volt electrical system)
30290	1955-1956		ENGINE HARNESS, V8, auto. trans., with HEI
30295	1955-1956		ENGINE HARNESS, V8, manual trans., with HEI
02395	1956-1956		ENGINE HARNESS, 6 cyl., auto. trans.
02390	1956-1956		ENGINE HARNESS, 6 cyl., manual trans.
02405	1956-1956		ENGINE HARNESS, V8, auto. trans.
02425	1956-1956		ENGINE HARNESS, V8, manual trans.
02570	1957-1957		ENGINE HARNESS, 6 cyl., auto. trans.
02550	1957-1957		ENGINE HARNESS, 6 cyl., manual trans.
02560	1957-1957		ENGINE HARNESS, V8, auto. trans.
02565	1957-1957		ENGINE HARNESS, V8, manual trans.
30310	1957-1959		ENGINE HARNESS, V8, auto. trans., with HEI
30315	1957-1959		ENGINE HARNESS, V8, manual trans., with HEI
02910	1958-1959		ENGINE HARNESS, 6 cyl., auto. trans.
02905	1958-1959		ENGINE HARNESS, 6 cyl., manual trans.
02735	1958-1959		ENGINE HARNESS, V8, auto. trans.
30810	1958-1959		ENGINE HARNESS, V8, manual trans.
02790	1958-1959		ENGINE HARNESS, V8, manual trans., with overspeed governor light
38038	1960-1960		ENGINE HARNESS, 6 cyl., with gauges

PART #	YEARS	DATE CODE	DESCRIPTION
38030	1960-1960		ENGINE HARNESS, 6 cyl., with warning lights
38032	1960-1960		ENGINE HARNESS, V8, 348 c.i., with gauges
38031	1960-1960		ENGINE HARNESS, V8, with gauges
38037	1960-1960		ENGINE HARNESS, V8, with warning lights
38037H	1960-1960		ENGINE HARNESS, V8, with warning lights, with HEI Note: This harness is modified for use with an HEI distributor
03085	1961-1961		ENGINE HARNESS, 6 cyl.
03050	1961-1961		ENGINE HARNESS, V8
03050H	1961-1961		ENGINE HARNESS, V8, with HEI Note: This harness is modified for use with an HEI distributor
04050	1962-1962		ENGINE HARNESS, 6 cyl., with gauges
04045	1962-1962		ENGINE HARNESS, 6 cyl., with warning lights
38075	1962-1962		ENGINE HARNESS, V8, with gauges
38075H	1962-1962		ENGINE HARNESS, V8, with gauges, with HEI Note: This harness is modified for use with an HEI distributor
03655	1962-1962		ENGINE HARNESS, V8, with warning lights
03655H	1962-1962		ENGINE HARNESS, V8, with warning lights, with HEI Note: This harness is modified for use with an HEI distributor
04305	1963-1963		ENGINE HARNESS, V8, with gauges
04305H	1963-1963		ENGINE HARNESS, V8, with gauges, with HEI Note: This harness is modified for use with an HEI distributor
05160	1963-1966		ENGINE HARNESS, V8, with gauges and overspeed warning
04110	1963-1966		ENGINE HARNESS, 6 cyl., with gauges
04110H	1963-1966		ENGINE HARNESS, 6 cyl., with gauges, with HEI Note: This harness is modified for use with an HEI distributor
20650	1963-1966		ENGINE HARNESS, 6 cyl., with warning lights
20650H	1963-1966		ENGINE HARNESS, 6 cyl., with warning lights, with HEI Note: This harness is modified for use with an HEI distributor
04710	1963-1966		ENGINE HARNESS, V8, with warning lights
04710H	1963-1966		ENGINE HARNESS, V8, with warning lights, with HEI Note: This harness is modified for use with an HEI distributor
30830	1964-1966		ENGINE HARNESS, V8, with gauges
30830H	1964-1966		ENGINE HARNESS, V8, with gauges, with HEI Note: This harness is modified for use with an HEI distributor
23420	1967-1967		ENGINE HARNESS, 6 cyl., auto. trans.
21980	1967-1967		ENGINE HARNESS, 6 cyl., manual trans.
23425	1967-1967		ENGINE HARNESS, V8, auto. trans.
23425H	1967-1967		ENGINE HARNESS, V8, auto. trans., with HEI Note: This harness is modified for use with an HEI distributor
21245	1967-1967		ENGINE HARNESS, V8, manual trans.
21245H	1967-1967		ENGINE HARNESS, V8, manual trans., with HEI Note: This harness is modified for use with an HEI distributor
20665	1968-1969		ENGINE HARNESS, 6 cyl., auto. trans.
23430	1968-1969		ENGINE HARNESS, 6 cyl., manual trans.
20655	1968-1969		ENGINE HARNESS, V8, 396 c.i., auto. trans.
20655H	1968-1969		ENGINE HARNESS, V8, 396 c.i., auto. trans., with HEI Note: This harness is modified for use with an HEI distributor
20660	1968-1969		ENGINE HARNESS, V8, 396 c.i., manual trans.
20660H	1968-1969		ENGINE HARNESS, V8, 396 c.i., manual trans., with HEI Note: This harness is modified for use with an HEI distributor
06420	1968-1969		ENGINE HARNESS, V8, auto. trans.
06420H	1968-1969		ENGINE HARNESS, V8, auto. trans., with HEI Note: This harness is modified for use with an HEI distributor
21985	1968-1969		ENGINE HARNESS, V8, manual trans.
21985H	1968-1969		ENGINE HARNESS, V8, manual trans., with HEI Note: This harness is modified for use with an HEI distributor
23435	1970-1972		ENGINE HARNESS, 6 cyl., auto. trans.

PART #	YEARS	DATE CODE	DESCRIPTION
20850	1970-1972		ENGINE HARNESS, 6 cyl., manual trans.
23230	1970-1972		ENGINE HARNESS, V8, 396 c.i., auto. trans.
23230H	1970-1972		ENGINE HARNESS, V8, 396 c.i., auto. trans., with HEI Note: This harness is modified for use with an HEI distributor
21945	1970-1972		ENGINE HARNESS, V8, 396 c.i., manual trans.
21945H	1970-1972		ENGINE HARNESS, V8, 396 c.i., manual trans., with HEI Note: This harness is modified for use with an HEI distributor
31520	1970-1972		ENGINE HARNESS, V8, auto. trans.
31520H	1970-1972		ENGINE HARNESS, V8, auto. trans., with HEI Note: This harness is modified for use with an HEI distributor
20795	1970-1972		ENGINE HARNESS, V8, manual trans.
20795H	1970-1972		ENGINE HARNESS, V8, manual trans., with HEI Note: This harness is modified for use with an HEI distributor
35928	1973-1973		ENGINE HARNESS, CK, 6 cyl., 250, 292 c.i., all
37459	1973-1973		ENGINE HARNESS, CK, V8, 350 c.i., auto. trans., with gauges, with idle stop solenoid
37459H	1973-1973		ENGINE HARNESS, CK, V8, 350 c.i., auto. trans., with gauges, with idle stop solenoid, with HEI Note: This harness is modified for use with an HEI distributor
37458	1973-1973		ENGINE HARNESS, CK, V8, 350 c.i., auto. trans., with warning lights, with idle stop solenoid
37458H	1973-1973		ENGINE HARNESS, CK, V8, 350 c.i., auto. trans., with warning lights, with idle stop solenoid, with HEI Note: This harness is modified for use with an HEI distributor
37457	1973-1973		ENGINE HARNESS, CK, V8, 350 c.i., manual trans., with gauges, with idle stop solenoid
37457H	1973-1973		ENGINE HARNESS, CK, V8, 350 c.i., manual trans., with gauges, with idle stop solenoid, with HEI Note: This harness is modified for use with an HEI distributor
37456	1973-1973		ENGINE HARNESS, CK, V8, 350 c.i., manual trans., with warning lights, with idle stop solenoid
37456H	1973-1973		ENGINE HARNESS, CK, V8, 350 c.i., manual trans., with warning lights, with idle stop solenoid, with HEI Note: This harness is modified for use with an HEI distributor
37463	1973-1973		ENGINE HARNESS, CK, V8, 454 c.i., auto. trans., with gauges, with idle stop solenoid
37463H	1973-1973		ENGINE HARNESS, CK, V8, 454 c.i., auto. trans., with gauges, with idle stop solenoid, with HEI Note: This harness is modified for use with an HEI distributor.
37462	1973-1973		ENGINE HARNESS, CK, V8, 454 c.i., auto. trans., with warning lights, with idle stop solenoid
37462H	1973-1973		ENGINE HARNESS, CK, V8, 454 c.i., auto. trans., with warning lights, with idle stop solenoid, with HEI Note: This harness is modified for use with an HEI distributor
37461	1973-1973		ENGINE HARNESS, CK, V8, 454 c.i., manual trans., with gauges, with idle stop solenoid
37461H	1973-1973		ENGINE HARNESS, CK, V8, 454 c.i., manual trans., with gauges, with idle stop solenoid, with HEI Note: This harness is modified for use with an HEI distributor
37460	1973-1973		ENGINE HARNESS, CK, V8, 454 c.i., manual trans., with warning lights, with idle stop solenoid
37460H	1973-1973		ENGINE HARNESS, CK, V8, 454 c.i., manual trans., with warning lights, with idle stop solenoid, with HEI Note: This harness is modified for use with an HEI distributor
35977	1974-1974		ENGINE HARNESS, CK, 6 cyl., all
37482	1974-1974		ENGINE HARNESS, CK, V8, 350 c.i., all with gauges, with idle stop solenoid
37481	1974-1974		ENGINE HARNESS, CK, V8, 350 c.i., all with warning lights, with idle stop solenoid
37485	1974-1974		ENGINE HARNESS, CK, V8, 454 c.i., all with gauges, with idle stop solenoid
37484	1974-1974		ENGINE HARNESS, CK, V8, 454 c.i., all with warning lights, with idle stop solenoid
37506	1975-1975		ENGINE HARNESS, CK 20-30, V8, 454 c.i., HEI, with warning lights, (with RPO NB2)
35935	1975-1975		ENGINE HARNESS, CK, 6 cyl., 250 c.i., HEI, all
37497	1975-1975		ENGINE HARNESS, CK, V8, 350, 400 c.i., HEI, with gauges, with idle stop solenoid
37496	1975-1975		ENGINE HARNESS, CK, V8, 350, 400 c.i., HEI, with warning lights, with idle stop solenoid
37503	1975-1975		ENGINE HARNESS, CK10, V8, 454 c.i., HEI, with gauges, with idle stop solenoid, (with RPO NB2), with oil temp
37502	1975-1975		ENGINE HARNESS, CK10, V8, 454 c.i., HEI, with warning lights, with idle stop solenoid, (with RPO NB2), with oil temp
37507	1975-1975		ENGINE HARNESS, CK20-30, V8, 454 c.i., HEI, with gauges, (with RPO NB2)
35954	1976-1976		ENGINE HARNESS, CK, 6 cyl., 250 c.i., (except HD chassis)
35932	1976-1976		ENGINE HARNESS, CK, 6 cyl., 250-292 c.i., (with HD chassis)
38135	1976-1976		ENGINE HARNESS, CK, V8, 350 - 400 c.i. Note: With oil pressure switch behind distributor on block
35958	1976-1976		ENGINE HARNESS, CK, V8, 454 c.i., (except HD chassis), with 3 contact oil pressure switch connection for electric choke
35957	1976-1976		ENGINE HARNESS, CK, V8, 454 c.i., (with HD chassis), with single oil pressure switch connection, w/o electric choke

PART #	YEARS	DATE CODE	DESCRIPTION
35959	1977-1977		ENGINE HARNESS, CK, 6 cyl., 250, c.i., (except HD chassis), with 2 place oil pressure switch connection for electric choke
37516	1977-1977		ENGINE HARNESS, CK, 6 cyl., 292 c.i., (with HD chassis), with 2 place oil pressure switch connection for electric choke
38136	1977-1977		ENGINE HARNESS, CK, V8, 305, 350, 400 c.i., w/o electric choke Note: With oil pressure switch behind distributor on block
35972	1977-1977		ENGINE HARNESS, CK, V8, 454 c.i. (with HD chassis), with single oil pressure switch connection, w/o electric choke
35970	1977-1977		ENGINE HARNESS, CK, V8, 454 c.i., (except HD chassis), with 2 place oil pressure switch connection for electric choke
35975	1978-1978		ENGINE HARNESS, CK, 6 cyl., 250-292 c.i., all
35973	1978-1978		ENGINE HARNESS, CK, V8, 305, 350, 400 c.i. Note: With oil pressure switch down on the side of the block
38140	1978-1978		ENGINE HARNESS, CK, V8, 305, 350, 400 c.i., Note: With oil pressure switch behind distributor on block
35973	1978-1978		ENGINE HARNESS, CK, V8, 454 c.i., (with HD chassis), with single oil pressure switch connection, w/o electric choke
37520	1979-1980		ENGINE HARNESS, CK, 6 cyl., 250 c.i.
37522	1979-1980		ENGINE HARNESS, CK, 6 cyl., 292 c.i.
38144	1979-1980		ENGINE HARNESS, CK, V8, 305, 350, 400 c.i. Note: With oil pressure switch behind distributor on block
22630	1979-1980		ENGINE HARNESS, CK, V8, 305, 350, 400 c.i. Note: With oil pressure switch down on the side of the block
22630	1979-1980		ENGINE HARNESS, CK, V8, 454 c.i.
37528	1981-1981		ENGINE HARNESS, CK, 6 cyl., 250 c.i.
37531	1981-1981		ENGINE HARNESS, CK, 6 cyl., 292 c.i.
37530	1981-1981		ENGINE HARNESS, CK, V8, 305 350 c.i., with electric choke Note: With oil pressure switch down on the side of the block
37529	1981-1981		ENGINE HARNESS, CK, V8, 454 c.i.
FRONT LIGHT ALTERNATOR CONVERSION KITS			
37787	1963-1972		ALTERNATOR CONVERSION KIT, external regulator to internal "CS" alternator Note: This is a plug-in conversion that can be used with a 1986 and later "CS" series alternators
27555	1963-1972		ALTERNATOR CONVERSION KIT, external regulator to internal "SI" alternator Note: This is a plug-in conversion that can be used with 1985 and earlier "SI" series alternators
FRONT LIGHT HARNESSES			
06350	1955-1955		FRONT LIGHT HARNESS, 6 cyl., with stock generator, (12 volt system)
35035	1955-1955		FRONT LIGHT HARNESS, V8, with stock generator, (12 volt system), with directional leads
02415	1955-1956		FRONT LIGHT HARNESS, V8, with stock generator, (12 volt system)
02400	1956-1956		FRONT LIGHT HARNESS, 6 cyl., with stock generator
35045	1956-1956		FRONT LIGHT HARNESS, 6 cyl., with stock generator and directional leads
35030	1956-1956		FRONT LIGHT HARNESS, V8, with stock generator. (12 volt system) and directional leads
02555	1957-1957		FRONT LIGHT HARNESS, with stock generator
35040	1957-1957		FRONT LIGHT HARNESS, with stock generator. (12 volt system) and directional leads
30860	1957-1957		FRONT LIGHT HARNESS, with stock HD generator
30805	1958-1958		FRONT LIGHT HARNESS, with stock HD generator
02715	1958-1959		FRONT LIGHT HARNESS, with stock generator
35055	1958-1959		FRONT LIGHT HARNESS, with stock generator and directional leads
02990	1960-1960		FRONT LIGHT AND GENERATOR HARNESS, Chevy pickup, with gauges Note: Requires part #03065 to complete voltage regulator wiring
02960	1960-1960		FRONT LIGHT AND GENERATOR HARNESS, Chevy pickup, with warning lights Note: Requires part #03065 to complete voltage regulator wiring
03065	1960-1960		FRONT LIGHT HARNESS GENERATOR TO VOLTAGE REGULATOR EXTENSION
38070	1960-1961		FRONT LIGHT HOOD LIGHT HARNESS, for park and directional lights in hood
03590	1961-1962		FRONT LIGHT AND GENERATOR HARNESS, Chevy pickup
04025	1962-1962		FRONT LIGHT AND ALTERNATOR HARNESS, Chevy pickup Note: Used with stock alternator and stock voltage regulator
38082	1962-1962		FRONT LIGHT HOOD LIGHT HARNESS, for park and directional lights in hood
04715	1963-1966		FRONT LIGHT HARNESS, Chevy pickup, with factory gauges
04715DI	1963-1966		FRONT LIGHT HARNESS, Chevy pickup, with factory gauges - ALTDI Note: Modified for driver side 1985 and earlier "SI" series internal regulator alternator

PART #	YEARS	DATE CODE	DESCRIPTION
04715PI	1963-1966		FRONT LIGHT HARNESS, Chevy pickup, with factory gauges - ALTPI Note: Modified for passenger side 1985 and earlier "SI" series internal regulator alternator
04125	1963-1966		FRONT LIGHT HARNESS, Chevy pickup, with warning lights
04125DI	1963-1966		FRONT LIGHT HARNESS, Chevy pickup, with warning lights - ALTDI Note: Modified for driver side 1985 and earlier "SI" series internal regulator alternator
04125PI	1963-1966		FRONT LIGHT HARNESS, Chevy pickup, with warning lights - ALTPI Note: Modified for passenger side 1985 and earlier "SI" series internal regulator alternator
02667	1963-1966		FRONT LIGHT HOOD LIGHT HARNESS, for park and directional lights in hood
21250	1967-1967		FRONT LIGHT HARNESS, Chevy pickup, with factory gauges
21250DI	1967-1967		FRONT LIGHT HARNESS, Chevy pickup, with factory gauges - ALTDI Note: Modified for driver side 1985 and earlier "SI" series internal regulator alternator
21250PI	1967-1967		FRONT LIGHT HARNESS, Chevy pickup, with factory gauges - ALTPI Note: Modified for passenger side 1985 and earlier "SI" series internal regulator alternator
23440	1967-1967		FRONT LIGHT HARNESS, Chevy pickup, with warning lights
23440DI	1967-1967		FRONT LIGHT HARNESS, Chevy pickup, with warning lights - ALTDI Note: Modified for driver side 1985 and earlier "SI" series internal regulator alternator
23440PI	1967-1967		FRONT LIGHT HARNESS, Chevy pickup, with warning lights - ALTPI Note: Modified for passenger side 1985 and earlier "SI" series internal regulator alternator
22490	1968-1968		FRONT LIGHT HARNESS, Chevy pickup, with warning lights, without side marker lights
22490DI	1968-1968		FRONT LIGHT HARNESS, Chevy pickup, with warning lights, without side marker lights - ALTDI Note: Modified for driver side 1985 and earlier "SI" series internal regulator alternator
22490PI	1968-1968		FRONT LIGHT HARNESS, Chevy pickup, with warning lights, without side marker lights - ALTPI Note: Modified for passenger side 1985 and earlier "SI" series internal regulator alternator
22500	1968-1969		FRONT LIGHT HARNESS, Chevy pickup, with factory gauges, without side marker lights
22500DI	1968-1969		FRONT LIGHT HARNESS, Chevy pickup, with factory gauges, without side marker lights - ALTDI Note: Modified for driver side 1985 and earlier "SI" series internal regulator alternator
22500PI	1968-1969		FRONT LIGHT HARNESS, Chevy pickup, with factory gauges, without side marker lights - ALTPI Note: Modified for passenger side 1985 and earlier "SI" series internal regulator alternator
37665	1969-1969		FRONT LIGHT HARNESS, Chevy pickup, with warning lights, without side marker lights
22220	1969-1972		FRONT LIGHT HARNESS, Chevy pickup, with factory gauges, with side marker lights
22220DI	1969-1972		FRONT LIGHT HARNESS, Chevy pickup, with factory gauges, with side marker lights - ALTDI Note: Modified for driver side 1985 and earlier "SI" series internal regulator alternator
22220PI	1969-1972		FRONT LIGHT HARNESS, Chevy pickup, with factory gauges, with side marker lights - ALTPI Note: Modified for passenger side 1985 and earlier "SI" series internal regulator alternator
23445	1969-1972		FRONT LIGHT HARNESS, Chevy pickup, with warning lights, with side marker lights
23445DI	1969-1972		FRONT LIGHT HARNESS, Chevy pickup, with warning lights, with side marker lights - ALTDI Note: Modified for driver side 1985 and earlier "SI" series internal regulator alternator
23445PI	1969-1972		FRONT LIGHT HARNESS, Chevy pickup, with warning lights, with side marker lights - ALTPI Note: Modified for passenger side 1985 and earlier "SI" series internal regulator alternator
35925	1973-1974		FRONT LIGHT HARNESS, C and K series, with .25 blade brake warning switch
35971	1975-1979		FRONT LIGHT HARNESS, C and K series
37524	1980-1980		FRONT LIGHT HARNESS, C and K series, with rectangular headlights
35971	1980-1980		FRONT LIGHT HARNESS, C and K series, with round headlights
37527	1981-1981		FRONT LIGHT HARNESS, C and K series, with dual headlights
37526	1981-1981		FRONT LIGHT HARNESS, C and K series, with single headlights
38151	1982-1982		FRONT LIGHT HARNESS, C and K series, with dual headlights
38150	1982-1982		FRONT LIGHT HARNESS, C and K series, with single headlights
FUEL TANK SENDER HARNESSES			
38241	1947-1955		FUEL TANK WIRE HARNESS, fuel tank sender and ground, (1947 second series - 1955 first series)
38240	1955-1956		FUEL TANK WIRE HARNESS, fuel tank sender and ground, (1955 second series - 1956)
38069	1960-1961		FUEL TANK WIRE, dash harness to tank sender
38242	1962-1962		FUEL TANK WIRE, fuse box connection to tank sender
38243	1963-1963		FUEL TANK WIRE, fuse box connection to tank sender
38244	1964-1966		FUEL TANK WIRE, fuse box connection to tank sender
23570	1967-1972		FUEL TANK WIRE, pickup
36249	1967-1972		FUEL TANK WIRE, Suburban and panel, plugs into #36237 extension
37652	1969-1972		FUEL TANK WIRE, Blazer

PART #	YEARS	DATE CODE	DESCRIPTION
GLOVE BOX LIGHT ASSEMBLIES			
18000	1955-1966		GLOVE BOX LIGHT ASSEMBLY, complete, (socket, bulb and wire)
23190	1967-1972		GLOVE BOX LIGHT ASSEMBLY, complete (socket, bulb, and wire)
GROUND STRAPS			
22920	1955-1959		GROUND STRAP, starter to chassis
17020	1974-1977		GROUND STRAP, radio all C-K 10-30
HEADLIGHT CONNECTION HARNESSSES			
CE55001	1955-1957		HEADLIGHT BUCKET HARNESS, (set of 2 for both headlights)
19645	1958-1959		HEADLIGHT BUCKET HARNESS, (set of 2 for both headlights)
03340	1960-1961		HEADLIGHT HARNESS, dual headlights front grill extension
20690	1962-1962		HEADLIGHT HARNESS, single headlights front grill extension
04720	1963-1966		HEADLIGHT HARNESS, single headlights front grill extension
HEATER HARNESSSES			
38071	1960-1962		HEATER HARNESS, deluxe 3 speed heater, without A/C
41474	1963-1963		HEATER HARNESS, deluxe 3 speed heater, without A/C
30775	1964-1966		HEATER BLOWER MOTOR WIRE, fuse block to blower switch, without A/C
19940	1964-1966		HEATER CONTROL LAMP WIRE, deluxe 3 speed heater, without A/C
19925	1964-1966		HEATER HARNESS, deluxe 3 speed heater, without A/C
19970	1964-1966		HEATER HARNESS, deluxe 3 speed heater, without A/C, dealer installed, (Includes 30775 lead wire)
40132	1967-1968		HEATER CONTROL LAMP WIRE, deluxe heater, without A/C
28520	1967-1968		HEATER HARNESS, without A/C
23470	1969-1972		HEATER HARNESS, without A/C
39707	1973-1980		HEATER CONTROL HARNESS, CK, with 3 blade resistor (except HD heater RPO C42)
39305	1973-1980		HEATER CONTROL HARNESS, CK, with 4 blade resistor (HD heater and defroster RPO C42)
39934	1981-1982		HEATER CONTROL HARNESS, CK, with 3 blade resistor (except HD heater RPO C42) Note: Not used with Front A/C (RPO C60)
39935	1981-1982		HEATER CONTROL HARNESS, with 4 blade resistor (HD heater and defroster RPO C42)
RADIO HARNESSSES			
32120	1961-1972		RADIO POWER WIRE
REAR BODY HARNESSSES			
38158	1955-1955		REAR BODY LIGHT HARNESS KIT, Complete, Cameo only
34370	1955-1955		REAR BODY LIGHT HARNESS, with dual tail, brake, and directional lights
23135	1955-1955		REAR BODY LIGHT HARNESS, with single tail and brake lights only
34155	1955-1959		REAR BODY LIGHT HARNESS LONG BED EXTENSION, (set of 2 per truck)
38164	1956-1956		REAR BODY LIGHT HARNESS KIT, Complete, Cameo only
34350	1956-1956		REAR BODY LIGHT HARNESS, with dual tail, brake, and directional lights
23135	1956-1956		REAR BODY TAIL & STOP LIGHT HARNESS, single tail and brake lights, (125.5 in.)
38166	1957-1958		REAR BODY LIGHT HARNESS KIT, Complete, Cameo only
34150	1957-1959		REAR BODY LIGHT HARNESS, with dual tail, brake, and directional lights
34345	1957-1959		REAR BODY LIGHT HARNESS, with single tail and brake lights only
02955	1960-1961		REAR BODY INTERMEDIATE HARNESS, firewall to rear frame connector, 131.0 in. wheelbase
40151	1960-1961		REAR BODY LIGHT HARNESS, fleetside, rear frame connector to rear lights
42290	1960-1961		REAR BODY LIGHT HARNESS, stepside, 2 WHEEL DRIVE, rear frame connector to rear lights
42291	1960-1961		REAR BODY LIGHT HARNESS, stepside, 4 WHEEL DRIVE, rear frame connector to rear lights
19945	1962-1966		REAR BODY INTERMEDIATE HARNESS, firewall to rear frame connector, 115-133 in. wheelbase Note: This harness contains the backup light wire extension
30845	1962-1966		REAR BODY LIGHT HARNESS, fleetside, rear frame connector to rear lights
30845	1962-1966		REAR BODY LIGHT HARNESS, stepside, rear frame connector to rear light assemblies
40867	1962-1966		REAR BODY LIGHT HARNESS, Suburban and panel, all, rear frame connector to rear lights
36852	1967-1967		REAR BODY LIGHT HARNESS, stepside, rear frame connector to rear light assemblies
21855	1967-1968		REAR BODY LIGHT HARNESS, fleetside, rear frame connector to rear lights
21975	1967-1968		REAR BODY LIGHT HARNESS, Suburban and panel, rear light connector to rear lights, (2 required per car)

PART #	YEARS	DATE CODE	DESCRIPTION
36235	1967-1969		REAR BODY LIGHT HARNESS, Suburban and panel, dash connector to rear light connectors
21965	1967-1972		REAR BODY INTERMEDIATE HARNESS, firewall to rear frame connector, 104-115 in. wheelbase
22005	1967-1972		REAR BODY INTERMEDIATE HARNESS, firewall to rear frame connector, 127-133 in. wheelbase
36237	1967-1972		REAR BODY LICENSE PLATE AND FUEL TANK EXTENSION, Suburban and panel
23450	1968-1968		REAR BODY LIGHT HARNESS, stepside, rear frame connector to rear light assemblies
37004	1968-1968		REAR BODY LIGHT HARNESS, stepside, rear frame connector to rear light assemblies
22075	1969-1972		REAR BODY LIGHT HARNESS, Blazer, rear frame connector to rear lights
22075	1969-1972		REAR BODY LIGHT HARNESS, fleetside, rear frame connector to rear lights
16095	1969-1972		REAR BODY LIGHT HARNESS, stepside, rear frame connector to rear light assemblies
21905	1969-1972		REAR BODY LIGHT HARNESS, Suburban and panel, rear light connector to rear lights, (2 required per car)
36234	1970-1972		REAR BODY LIGHT HARNESS, Suburban and panel, dash connector to rear light connectors
39304	1973-1974		REAR BODY INTERMEDIATE HARNESS, Blazer and Jimmy
38412	1973-1974		REAR BODY INTERMEDIATE HARNESS, firewall to rear frame connector, 117.5" wheelbase
38413	1973-1974		REAR BODY INTERMEDIATE HARNESS, firewall to rear frame connector, with 131.5" or 164.5" wheelbase
37624	1973-1978		REAR BODY LIGHT HARNESS, CK, stepside, tail and stop
35904	1973-1984		REAR BODY LIGHT HARNESS, Blazer and Jimmy, tail lamp extension, (2 required per car)
37470	1973-1984		REAR BODY LIGHT HARNESS, CK, fleetside, tail and stop
39779	1975-1975		REAR BODY INTERMEDIATE HARNESS, 117.5" wheelbase
39780	1975-1975		REAR BODY INTERMEDIATE HARNESS, all, with 131.5" wheelbase
39778	1975-1975		REAR BODY INTERMEDIATE HARNESS, firewall to rear frame connector, Blazer and Jimmy
37658	1976-1976		REAR BODY INTERMEDIATE HARNESS, CK, Crew Cab, 1 Ton and 3/4 Ton, 164.5" wheelbase
39809	1976-1976		REAR BODY INTERMEDIATE HARNESS, firewall to rear frame connector, Blazer and Jimmy
39806	1976-1976		REAR BODY INTERMEDIATE HARNESS, Fleetside and Stepside, 117.5" wheelbase
39807	1976-1976		REAR BODY INTERMEDIATE HARNESS, Fleetside and Stepside, 131.5" wheelbase
37657	1976-1976		REAR BODY INTERMEDIATE HARNESS, Stakebody & Flatbed, 1 TON, 159.5" wheelbase
35907	1976-1976		REAR BODY INTERMEDIATE HARNESS, Suburban, except 40 gallon gas tank option
39810	1976-1976		REAR BODY INTERMEDIATE HARNESS, Suburban, with 40 gallon gas tank option
38394	1977-1982		REAR BODY INTERMEDIATE HARNESS, Fleetside and Stepside, 117.5" wheelbase
39382	1977-1982		REAR BODY INTERMEDIATE HARNESS, Fleetside and Stepside, 131.5" wheelbase
38881	1979-1984		REAR BODY LIGHT HARNESS, Stepside, rear frame connector to rear light assemblies Note: Does not include the light sockets as they are part of the lamp assemblies
44084	1985-1987		REAR BODY INTERMEDIATE HARNESS, firewall to rear frame connector, long bed, 4dr. crew cab, C & K 10, 20, and 30
35909	1985-1987		REAR BODY LIGHT HARNESS, fleetside, rear frame connector to rear lights
44083	1985-1988		REAR BODY INTERMEDIATE HARNESS, firewall to rear frame connector, long bed, 2dr. cab, C & K 10, 20, and 30
44082	1985-1988		REAR BODY INTERMEDIATE HARNESS, firewall to rear frame connector, short bed, 2dr. cab, C & K 10
35909	1988-1990		REAR BODY LIGHT HARNESS, fleetside, rear frame connector to rear lights, Note: 1 ton, 2 or 4 door square body style only
35909	1991-1991		REAR BODY LIGHT HARNESS, fleetside, rear frame connector to rear lights, Note: 1 ton, 4 door square body style only
SPEED WARNING HARNESSES			
23185	1967-1972		SPEED WARNING HARNESS
STEERING COLUMN ADAPTER HARNESSES			
35785	1957-1959		STEERING COLUMN ADAPTER HARNESS, for 1969-76 GM column to stock dash Note: Adapts horn, directionals, hazard flasher to stock dash
13597	1957-1959		STEERING COLUMN ADAPTER HARNESS, for 1977 and later GM column to stock dash Note: Adapts horn, directionals, hazard flasher to stock dash
37616	1960-1962		STEERING COLUMN ADAPTER HARNESS, for 1969-1976 GM column to stock dash Note: Adapts horn, directionals, hazard flasher to stock 6-way dash connector
38124	1960-1962		STEERING COLUMN ADAPTER HARNESS, for 1977 and later GM column to stock dash Note: Adapts horn, directionals, hazard flasher to stock 6-way dash connector
37618	1963-1966		STEERING COLUMN ADAPTER HARNESS, for 1969-1976 GM column to stock dash Note: Adapts horn, directionals, hazard flasher to stock 8-way dash connector
38125	1963-1966		STEERING COLUMN ADAPTER HARNESS, for 1977 and later GM column to stock dash Note: Adapts horn, directionals, hazard flasher to stock 8-way dash connector

PART #	YEARS	DATE CODE	DESCRIPTION
--------	-------	-----------	-------------

36878	1967-1972		STEERING COLUMN ADAPTER HARNESS, for 1969-1976 GM column to stock dash Note: Adapts horn, directionals, hazard flasher to stock 8 pin T/L dash connector
-------	-----------	--	--

38126	1967-1972		STEERING COLUMN ADAPTER HARNESS, for 1977 and later GM column to stock dash Note: Adapts horn, directionals, hazard flasher to stock 8 pin T/L dash connector
-------	-----------	--	---

TACHOMETER HARNESSES

03290	1961-1962		TACHOMETER HARNESS
04225	1963-1963		TACHOMETER HARNESS
20705	1964-1966		TACHOMETER HARNESS, 6 cyl.
20670	1964-1966		TACHOMETER HARNESS, V8
39693	1964-1966		TACHOMETER HARNESS, V8, with HEI
20645	1967-1967		TACHOMETER HARNESS
39694	1967-1967		TACHOMETER HARNESS, with HEI
20635	1968-1972		TACHOMETER HARNESS
39695	1968-1972		TACHOMETER HARNESS, with HEI
20800	1973-1974		TACHOMETER HARNESS
39696	1973-1974		TACHOMETER HARNESS, with HEI
38281	1975-1976		TACHOMETER HARNESS
38282	1977-1977		TACHOMETER HARNESS
38867	1978-1978		TACHOMETER HARNESS
38284	1979-1980		TACHOMETER HARNESS
38285	1981-1982		TACHOMETER HARNESS

TRANSMISSION CONTROLLED SPARK HARNESSES

20860	1970-1970		TRANSMISSION CONTROLLED SPARK SWITCH HARNESS, 307-350, manual trans.
20880	1970-1970		TRANSMISSION CONTROLLED SPARK SWITCH HARNESS, 6 cyl., auto. trans.
20885	1970-1970		TRANSMISSION CONTROLLED SPARK SWITCH HARNESS, 6 cyl., manual trans.
20870	1970-1970		TRANSMISSION CONTROLLED SPARK SWITCH HARNESS, V8, auto. trans.
20875	1970-1970		TRANSMISSION CONTROLLED SPARK SWITCH HARNESS, V8, manual trans., 396 c.i., 400 c.i., only
22040	1971-1971		TRANSMISSION CONTROLLED SPARK SWITCH HARNESS, 6 cyl., auto. trans.
22020	1971-1971		TRANSMISSION CONTROLLED SPARK SWITCH HARNESS, 6 cyl., manual trans.
22045	1971-1971		TRANSMISSION CONTROLLED SPARK SWITCH HARNESS, V8, auto. trans.
22050	1971-1971		TRANSMISSION CONTROLLED SPARK SWITCH HARNESS, V8, manual trans.
22055	1971-1971		TRANSMISSION CONTROLLED SPARK SWITCH HARNESS, V8, with TH400 auto. trans. (mates to 40039) Note: This harness is for a gas pedal mounted kickdown switch Note: Includes TH400 kickdown wiring
23475	1972-1972		TRANSMISSION CONTROLLED SPARK SWITCH HARNESS, 307-350, auto. trans.
22025	1972-1972		TRANSMISSION CONTROLLED SPARK SWITCH HARNESS, 307-350, manual trans.
22035	1972-1972		TRANSMISSION CONTROLLED SPARK SWITCH HARNESS, V8, auto. trans., 396 c.i., 400 c.i., only (mates to 40039) Note: This harness is for a gas pedal mounted kickdown switch
22030	1972-1972		TRANSMISSION CONTROLLED SPARK SWITCH HARNESS, V8, manual trans., 396 c.i., 400 c.i., only

TRANSMISSION KICKDOWN HARNESSES

38801	1966-1966		TRANSMISSION KICKDOWN HARNESS, TH400 automatic trans.
20900	1967-1968		TRANSMISSION KICKDOWN HARNESS, TH400 automatic trans. Note: This harness is for a carb. mounted kickdown switch
20895	1969-1969		TRANSMISSION KICKDOWN HARNESS, TH400 automatic trans. Note: This harness is for a carb. mounted kickdown switch
20865	1970-1970		TRANSMISSION KICKDOWN HARNESS, TH400 auto. trans., with T.C.S. Note: This harness is for a carb. mounted kickdown switch
20890	1970-1970		TRANSMISSION KICKDOWN HARNESS, TH400 auto. trans., without T.C.S. Note: This harness is for a carb. mounted kickdown switch
20855	1971-1972		TRANSMISSION KICKDOWN HARNESS, TH400 automatic trans., firewall to transmission (mates to 40039). Note: This harness is for a gas pedal mounted kickdown switch
40039	1971-1972		TRANSMISSION KICKDOWN HARNESS, TH400 automatic trans., kickdown switch to fusebox and firewall connection (mates to 20855) Note: This harness is for a gas pedal mounted kickdown switch

TRANSMISSION OVERDRIVE HARNESSES

PART #	YEARS	DATE CODE	DESCRIPTION
--------	-------	-----------	-------------

02280	1955-1956		TRANSMISSION OVERDRIVE HARNESS, V8
-------	-----------	--	------------------------------------

02545	1957-1957		TRANSMISSION OVERDRIVE HARNESS, V8
-------	-----------	--	------------------------------------

TURN SIGNAL HARNESSES

34365	1955-1955		TURN SIGNAL HARNESS, dash side
-------	-----------	--	--------------------------------

34430	1955-1955		TURN SIGNAL HARNESS, engine side
-------	-----------	--	----------------------------------

34360	1956-1956		TURN SIGNAL HARNESS, dash side
-------	-----------	--	--------------------------------

34570	1956-1959		TURN SIGNAL HARNESS, engine side
-------	-----------	--	----------------------------------

34355	1957-1959		TURN SIGNAL HARNESS, dash side
-------	-----------	--	--------------------------------

UNDERHOOD LIGHT WIRING

CG20682	1973-1987		UNDERHOOD REPLACEMENT LIGHT ASSEMBLY
---------	-----------	--	--------------------------------------

WIPER HARNESSES

38066	1960-1961		WIPER WASHER PUMP MOTOR HARNESS, wiper switch to washer pump motor
-------	-----------	--	--

38063	1961-1961		WIPER WASHER MOTOR HARNESS, 2 speed wiper with washer pump
-------	-----------	--	--

36113	1962-1962		WIPER MOTOR HARNESS, 2 speed wiper with washer pump
-------	-----------	--	---

30175	1963-1965		WIPER MOTOR HARNESS, 2 speed wiper with washer pump
-------	-----------	--	---

2 - Battery Cables

BATTERY CABLES - NEGATIVE / GROUND

21595	1955-1959		BATTERY GROUND STRAP, neg., 6 cyl. and V8
-------	-----------	--	---

03005	1960-1960		BATTERY CABLE, neg., 6 cyl.
-------	-----------	--	-----------------------------

03000	1960-1960		BATTERY CABLE, neg., V8
-------	-----------	--	-------------------------

03720	1961-1961		BATTERY CABLE, neg., 6 cyl.
-------	-----------	--	-----------------------------

03720	1961-1963		BATTERY CABLE, neg., V8
-------	-----------	--	-------------------------

04135	1962-1962		BATTERY CABLE, neg., 6 cyl.
-------	-----------	--	-----------------------------

03005	1963-1963		BATTERY CABLE, neg., 6 cyl., with accessory A/C
-------	-----------	--	---

04135	1963-1963		BATTERY CABLE, neg., 6 cyl., without accessory A/C
-------	-----------	--	--

05515	1964-1966		BATTERY CABLE, neg., 6 cyl.
-------	-----------	--	-----------------------------

04870	1964-1966		BATTERY CABLE, neg., V8
-------	-----------	--	-------------------------

29175	1967-1970		BATTERY CABLE, neg., L6, except A/C
-------	-----------	--	-------------------------------------

29190	1967-1970		BATTERY CABLE, neg., L6, with A/C
-------	-----------	--	-----------------------------------

29295	1967-1970		BATTERY CABLE, neg., V8, (4WD, with A/C)
-------	-----------	--	--

29190	1967-1970		BATTERY CABLE, neg., V8, (without 4WD with A/C)
-------	-----------	--	---

29190	1968-1970		BATTERY CABLE, neg., V8, 396 c.i., with A/C
-------	-----------	--	---

29300	1968-1970		BATTERY CABLE, neg., V8, 396 c.i., without A/C
-------	-----------	--	--

43521	1971-1971		BATTERY CABLE, neg., L6
-------	-----------	--	-------------------------

43522	1971-1971		BATTERY CABLE, neg., V8
-------	-----------	--	-------------------------

43523	1971-1971		BATTERY CABLE, neg., V8, 396 c.i.
-------	-----------	--	-----------------------------------

43533	1972-1972		BATTERY CABLE, neg., L6
-------	-----------	--	-------------------------

43527	1972-1972		BATTERY CABLE, neg., V8, 396 c.i.
-------	-----------	--	-----------------------------------

43526	1972-1972		BATTERY CABLE, neg., V8, except 396 c.i.
-------	-----------	--	--

BATTERY CABLES - POSITIVE

29405	1955-1957		BATTERY CABLE, pos., V8
-------	-----------	--	-------------------------

30615	1955-1959		BATTERY CABLE, pos., 6 cyl.
-------	-----------	--	-----------------------------

29405	1958-1959		BATTERY CABLE, pos., V8, with auto. trans.
-------	-----------	--	--

30610	1958-1959		BATTERY CABLE, pos., V8, with manual trans.
-------	-----------	--	---

21290	1960-1960		BATTERY CABLE, pos.
-------	-----------	--	---------------------

21350	1961-1962		BATTERY CABLE, pos
-------	-----------	--	--------------------

03930	1963-1966		BATTERY CABLE, pos., all, with A/C
-------	-----------	--	------------------------------------

21125	1963-1966		BATTERY CABLE, pos., all, without A/C
-------	-----------	--	---------------------------------------

43531	1967-1967		BATTERY CABLE, pos, L6 and V8, all
-------	-----------	--	------------------------------------

43531	1968-1970		BATTERY CABLE, pos, L6 and V8 (except 396 c.i.)
-------	-----------	--	---

29660	1968-1970		BATTERY CABLE, pos, V8, 396 c.i.
-------	-----------	--	----------------------------------

PART #	YEARS	DATE CODE	DESCRIPTION
43524	1971-1971		BATTERY CABLE, pos., L6
43525	1971-1971		BATTERY CABLE, pos., V8
43534	1972-1972		BATTERY CABLE, pos., L6
43528	1972-1972		BATTERY CABLE, pos., V8

3 - Spark Plugs

ORIGINAL SPARK PLUG WIRE SETS - DATE CODED

1014-611	1961-1961	1-Q-61	SPARK PLUG WIRE SET, L6, all
1222-611	1961-1961	1-Q-61	SPARK PLUG WIRE SET, V8, all
1014-613	1962-1962	3-Q-61	SPARK PLUG WIRE SET, L6, all
1014-621	1962-1962	1-Q-62	SPARK PLUG WIRE SET, L6, all
1222-613	1962-1962	3-Q-61	SPARK PLUG WIRE SET, V8, all
1222-621	1962-1962	1-Q-62	SPARK PLUG WIRE SET, V8, all
1018-623	1963-1963	3-Q-62	SPARK PLUG WIRE SET, L6, all with A/C
1018-631	1963-1963	1-Q-63	SPARK PLUG WIRE SET, L6, all with A/C
1016-623	1963-1963	3-Q-62	SPARK PLUG WIRE SET, L6, all without A/C
1016-631	1963-1963	1-Q-63	SPARK PLUG WIRE SET, L6, all without A/C
1222-623	1963-1963	3-Q-62	SPARK PLUG WIRE SET, V8, all
1222-631	1963-1963	1-Q-63	SPARK PLUG WIRE SET, V8, all
1018-633	1964-1964	3-Q-63	SPARK PLUG WIRE SET, L6, all with A/C
1018-641	1964-1964	1-Q-64	SPARK PLUG WIRE SET, L6, all with A/C
1016-633	1964-1964	3-Q-63	SPARK PLUG WIRE SET, L6, all without A/C
1016-641	1964-1964	1-Q-64	SPARK PLUG WIRE SET, L6, all without A/C
1222-633	1964-1964	3-Q-63	SPARK PLUG WIRE SET, V8, all
1222-641	1964-1964	1-Q-64	SPARK PLUG WIRE SET, V8, all
1018-643	1965-1965	3-Q-64	SPARK PLUG WIRE SET, L6, all with A/C
1018-651	1965-1965	1-Q-65	SPARK PLUG WIRE SET, L6, all with A/C
1016-643	1965-1965	3-Q-64	SPARK PLUG WIRE SET, L6, all without A/C
1016-651	1965-1965	1-Q-65	SPARK PLUG WIRE SET, L6, all without A/C
1222-643	1965-1965	3-Q-64	SPARK PLUG WIRE SET, V8, all
1222-651	1965-1965	1-Q-65	SPARK PLUG WIRE SET, V8, all
1018-653	1966-1966	3-Q-65	SPARK PLUG WIRE SET, L6, all with A/C
1018-661	1966-1966	1-Q-66	SPARK PLUG WIRE SET, L6, all with A/C
1016-653	1966-1966	3-Q-65	SPARK PLUG WIRE SET, L6, all without A/C
1016-661	1966-1966	1-Q-66	SPARK PLUG WIRE SET, L6, all without A/C
1222-653	1966-1966	3-Q-65	SPARK PLUG WIRE SET, V8, all
1222-661	1966-1966	1-Q-66	SPARK PLUG WIRE SET, V8, all
1018-663	1967-1967	3-Q-66	SPARK PLUG WIRE SET, L6, all with A/C
1018-671	1967-1967	1-Q-67	SPARK PLUG WIRE SET, L6, all with A/C
1016-663	1967-1967	3-Q-66	SPARK PLUG WIRE SET, L6, all without A/C
1016-671	1967-1967	1-Q-67	SPARK PLUG WIRE SET, L6, all without A/C
1222-663	1967-1967	3-Q-66	SPARK PLUG WIRE SET, V8, all
1222-671	1967-1967	1-Q-67	SPARK PLUG WIRE SET, V8, all
1018-673	1968-1968	3-Q-67	SPARK PLUG WIRE SET, L6, all with A/C
1018-681	1968-1968	1-Q-68	SPARK PLUG WIRE SET, L6, all with A/C
1016-673	1968-1968	3-Q-67	SPARK PLUG WIRE SET, L6, all without A/C
1016-681	1968-1968	1-Q-68	SPARK PLUG WIRE SET, L6, all without A/C
1310-673	1968-1968	3-Q-67	SPARK PLUG WIRE SET, V8, all big block
1310-681	1968-1968	1-Q-68	SPARK PLUG WIRE SET, V8, all big block
1222-673	1968-1968	3-Q-67	SPARK PLUG WIRE SET, V8, all small block
1222-681	1968-1968	1-Q-68	SPARK PLUG WIRE SET, V8, all small block
1018-683	1969-1969	3-Q-68	SPARK PLUG WIRE SET, L6, all with A/C
1018-691	1969-1969	1-Q-69	SPARK PLUG WIRE SET, L6, all with A/C

PART #	YEARS	DATE CODE	DESCRIPTION
1016-683	1969-1969	3-Q-68	SPARK PLUG WIRE SET, L6, all without A/C
1016-691	1969-1969	1-Q-69	SPARK PLUG WIRE SET, L6, all without A/C
1310-683	1969-1969	3-Q-68	SPARK PLUG WIRE SET, V8, all big block
1310-691	1969-1969	1-Q-69	SPARK PLUG WIRE SET, V8, all big block
1222-683	1969-1969	3-Q-68	SPARK PLUG WIRE SET, V8, all small block
1222-691	1969-1969	1-Q-69	SPARK PLUG WIRE SET, V8, all small block
1016-693	1970-1970	3-Q-69	SPARK PLUG WIRE SET, L6, all
1016-701	1970-1970	1-Q-70	SPARK PLUG WIRE SET, L6, all
1310-693	1970-1970	3-Q-69	SPARK PLUG WIRE SET, V8, all big block
1310-701	1970-1970	1-Q-70	SPARK PLUG WIRE SET, V8, all big block
1222-693	1970-1970	3-Q-69	SPARK PLUG WIRE SET, V8, all small block
1222-701	1970-1970	1-Q-70	SPARK PLUG WIRE SET, V8, all small block
1016-703	1971-1971	3-Q-70	SPARK PLUG WIRE SET, L6, all
1016-711	1971-1971	1-Q-71	SPARK PLUG WIRE SET, L6, all
1310-703	1971-1971	3-Q-70	SPARK PLUG WIRE SET, V8, all big block
1310-711	1971-1971	1-Q-71	SPARK PLUG WIRE SET, V8, all big block
1226-703	1971-1971	3-Q-70	SPARK PLUG WIRE SET, V8, all small block
1226-711	1971-1971	1-Q-71	SPARK PLUG WIRE SET, V8, all small block
1016-713	1972-1972	3-Q-71	SPARK PLUG WIRE SET, L6, all
1016-721	1972-1972	1-Q-72	SPARK PLUG WIRE SET, L6, all
1312-713	1972-1972	3-Q-71	SPARK PLUG WIRE SET, V8, all big block
1312-721	1972-1972	1-Q-72	SPARK PLUG WIRE SET, V8, all big block
1226-713	1972-1972	3-Q-71	SPARK PLUG WIRE SET, V8, all small block
1226-721	1972-1972	1-Q-72	SPARK PLUG WIRE SET, V8, all small block
1016-723	1973-1973	3-Q-72	SPARK PLUG WIRE SET, L6, all
1016-731	1973-1973	1-Q-73	SPARK PLUG WIRE SET, L6, all
1314-723	1973-1973	3-Q-72	SPARK PLUG WIRE SET, V8, all big block
1314-731	1973-1973	1-Q-73	SPARK PLUG WIRE SET, V8, all big block
1226-723	1973-1973	3-Q-72	SPARK PLUG WIRE SET, V8, all small block
1226-731	1973-1973	1-Q-73	SPARK PLUG WIRE SET, V8, all small block
1016-733	1974-1974	3-Q-73	SPARK PLUG WIRE SET, L6, all
1016-741	1974-1974	1-Q-74	SPARK PLUG WIRE SET, L6, all
1314-733	1974-1974	3-Q-73	SPARK PLUG WIRE SET, V8, all big block
1314-741	1974-1974	1-Q-74	SPARK PLUG WIRE SET, V8, all big block
1226-733	1974-1974	3-Q-73	SPARK PLUG WIRE SET, V8, all small block
1226-741	1974-1974	1-Q-74	SPARK PLUG WIRE SET, V8, all small block
ORIGINAL SPARK PLUG WIRE SETS - NOT DATE CODED			
1002-000	1929-1952	NOT	SPARK PLUG WIRE SET, L6, all
1010-000	1953-1956	NOT	SPARK PLUG WIRE SET, L6, all
1202-000	1955-1955	NOT	SPARK PLUG WIRE SET, V8, all
1202-000	1956-1956	NOT	SPARK PLUG WIRE SET, V8, all, 1st design
1206-000	1956-1956	NOT	SPARK PLUG WIRE SET, V8, all, 2nd design
1012-000	1957-1957	NOT	SPARK PLUG WIRE SET, L6, all
1210-000	1957-1957	NOT	SPARK PLUG WIRE SET, V8, all
1220-000	1958-1961	NOT	SPARK PLUG WIRE SET, V8, all
ORIGINAL SPARK PLUG WIRE SETS - REPRODUCTION - NOT DATE CODED			
1234-999	1975-1975	NOT	SPARK PLUG WIRE SET, V8, all small block (THESE ARE REPRODUCTION BUT ARE NOT DATE CODED)
1343-999	1975-1976	NOT	SPARK PLUG WIRE SET, V8, all big block, (THESE ARE REPRODUCTION BUT ARE NOT DATE CODED)
1242-999	1976-1977	NOT	SPARK PLUG WIRE SET, V8, all small block (THESE ARE REPRODUCTION BUT ARE NOT DATE CODED)
1347-999	1977-1978	NOT	SPARK PLUG WIRE SET, V8, all big block (THESE ARE REPRODUCTION BUT ARE NOT DATE CODED)
1244-999	1978-1978	NOT	SPARK PLUG WIRE SET, V8, all small block (THESE ARE REPRODUCTION BUT ARE NOT DATE CODED)
1256-999	1979-1980	NOT	SPARK PLUG WIRE SET, V8, all small block (THESE ARE REPRODUCTION BUT ARE NOT DATE CODED)

PART #	YEARS	DATE CODE	DESCRIPTION
1349-999	1979-1982	NOT	SPARK PLUG WIRE SET, V8, all big block (THESE ARE REPRODUCTION BUT ARE NOT DATE CODED)
1258-999	1981-1982	NOT	SPARK PLUG WIRE SET, V8, all small block, 1000 & 2000 Series (THESE ARE REPRODUCTION BUT ARE NOT DATE CODED)
1256-999	1981-1982	NOT	SPARK PLUG WIRE SET, V8, all small block, 3000 Series (THESE ARE REPRODUCTION BUT ARE NOT DATE CODED)

REPLACEMENT SPARK PLUG WIRE SETS - NOT DATE CODED

1250-999	1958-1974	NOT	SPARK PLUG WIRE SET, V8, all small block
1352-999	1968-1971	NOT	SPARK PLUG WIRE SET, V8, all big block
1354-999	1972-1974	NOT	SPARK PLUG WIRE SET, V8, all big block

4 - Switches & Parts

BREAKERLESS SE IGNITION SYSTEM

38131	1957-1974	BREAKERLESS SE IGNITION SYSTEM, GM V8 point conversion kit Note: Replaces stock points with an electronic SE ignition module	
-------	-----------	--	--

CIRCUIT BREAKERS

04850166	1973-1978	CIRCUIT BREAKER, 30 amp for p/windows or p/tailgate	
----------	-----------	---	--

FIREWALL GROMMET PASS THRU

500563	1960-1966	GROMMET PASS THRU, used on 6 wire engine conn. feed thru firewall	
500565	1960-1966	GROMMET PASS THRU, used on 9 wire front & hood light conn. feed thru firewall	

HEADLIGHT SWITCHES

01995082	1955-1955	HEADLIGHT SWITCH, 12 volt	
01995082	1956-1959	HEADLIGHT SWITCH, all	
01995096	1960-1963	HEADLIGHT SWITCH, all	

NEUTRAL SAFETY SWITCHES

01993659	1960-1972	NEUTRAL SAFETY / BACKUP LIGHT SWITCH, column shift powerglide auto. trans.	
01993320	1960-1972	NEUTRAL SAFETY / BACKUP LIGHT SWITCH, column shift TH auto. trans.	
01994235	1973-1975	NEUTRAL SAFETY / BACKUP LIGHT SWITCH, column shift TH auto. trans.	
01994163	1976-1980	NEUTRAL SAFETY / BACKUP LIGHT SWITCH, column shift auto. trans.	

TEMPERATURE SENDING SWITCHES

01513130	1956-1956	TEMPERATURE SENDING UNIT, all, gauge, with pin grip connection Note: Requires a pin grip terminal and plastic connector	
01513321	1957-1972	TEMPERATURE SENDING UNIT, all, with gauge, with "T" type terminal connection Note: Requires a 56 series female terminal and connector	
01993561	1962-1966	TEMPERATURE SENDING UNIT, all, warning lights	

TRANSMISSION CONTROL SPARK SOLENOID SWITCHES

01114432	1970-1970	TRANSMISSION CONTROL SPARK SOLENOID, V8, except 396 c.i.	
01997410	1973-1974	TRANSMISSION CONTROL SPARK SOLENOID, 307/350	

TRANSMISSION KICKDOWN SWITCH

01242101	1973-1984	KICKDOWN SWITCH, TH400	
----------	-----------	------------------------	--

TURN SIGNAL SWITCHES

37795	1955-1955	TURN SIGNAL SWITCH ASSEMBLY	
38250	1956-1956	TURN SIGNAL SWITCH ASSEMBLY	
38251	1957-1959	TURN SIGNAL SWITCH ASSEMBLY	
03765110	1960-1962	TURN SIGNAL SWITCH, all	
00898197US	1963-1963	TURN SIGNAL SWITCH, all, DELCO GUIDE TOOLING , (includes lead wiring)	
00910821US	1964-1966	TURN SIGNAL SWITCH, all, DELCO GUIDE TOOLING , (includes lead wiring)	
01997961	1967-1972	TURN SIGNAL SWITCH, all, with tilt, correct original red "Hazard" knob	
01893591	1967-1972	TURN SIGNAL SWITCH, all, with tilt, manual trans.	
01997965	1967-1972	TURN SIGNAL SWITCH, all, without tilt, correct original red "Hazard" knob	
01997938	1973-1976	TURN SIGNAL SWITCH, all, without tilt (includes lead wiring)	
01997938US	1973-1976	TURN SIGNAL SWITCH, all, without tilt, DELCO GUIDE TOOLING , (includes lead wiring)	
01893591	1976-1976	TURN SIGNAL SWITCH, all, with tilt	
01997983	1977-1977	TURN SIGNAL SWITCH, CK, (includes lead wiring)	
01997985	1977-1983	TURN SIGNAL SWITCH, CK, without tilt, (includes lead wiring)	



PART #	YEARS	DATE CODE	DESCRIPTION
--------	-------	-----------	-------------

WINDSHIELD WIPER SWITCHES

01993541	1960-1963		WIPER SWITCH, single speed with washer
01993584	1963-1963		WIPER SWITCH, 2 speed with washer
01993641	1964-1966		WIPER SWITCH, 2 speed with washer
01993372	1967-1967		WIPER SWITCH
01993432	1968-1972		WIPER SWITCH

6 - Harness Repair

VARIOUS HARNESS REPAIR ITEMS

R0067108			HARNESS TAPE, 1.25" vinyl, (100 ft. roll), non-adhesive
PM485-007			HARNESS TAPE, black, 1.25" cloth adhesive, (100 ft. roll)
PM451-001			LOOM .133" I.D. asphalt, (sold by the foot)
34620			TEMPERATURE SENDER UNIT WIRE REPAIR KIT, single wire
41366	1962-1966		TEMPERATURE SENDER UNIT WIRE REPAIR KIT, dual wire

PART #	YEARS	DATE CODE	DESCRIPTION
--------	-------	-----------	-------------

1 - Wiring Harnesses**FRONT LIGHT HARNESSSES**

22535	1969-1972		FRONT LIGHT HARNESS, GMC K5, with factory gauges, with side marker lights
22535DI	1969-1972		FRONT LIGHT HARNESS, GMC K5, with factory gauges, with side marker lights - ALTDI Note: Modified for driver side 1985 and earlier "SI" series internal regulator alternator
22535PI	1969-1972		FRONT LIGHT HARNESS, GMC K5, with factory gauges, with side marker lights - ALTPI Note: Modified for passenger side 1985 and earlier "SI" series internal regulator alternator
37769	1969-1972		FRONT LIGHT HARNESS, GMC K5, with warning lights, with side marker lights
22530	1969-1972		FRONT LIGHT HARNESS, GMC pickup, with factory gauges, with side marker lights
22530DI	1969-1972		FRONT LIGHT HARNESS, GMC pickup, with factory gauges, with side marker lights - ALTDI Note: Modified for driver side 1985 and earlier "SI" series internal regulator alternator
22530PI	1969-1972		FRONT LIGHT HARNESS, GMC pickup, with factory gauges, with side marker lights - ALTPI Note: Modified for passenger side 1985 and earlier "SI" series internal regulator alternator

REAR BODY HARNESSSES

35904	1973-1984		REAR BODY LIGHT HARNESS, Blazer and Jimmy, tail lamp extension, (2 required per car)
37658	1976-1976		REAR BODY INTERMEDIATE HARNESS, CK, Crew Cab, 1 Ton and 3/4 Ton, 164.5" wheelbase
39809	1976-1976		REAR BODY INTERMEDIATE HARNESS, firewall to rear frame connector, Blazer and Jimmy
39806	1976-1976		REAR BODY INTERMEDIATE HARNESS, Fleetside and Stepside, 117.5" wheelbase
39807	1976-1976		REAR BODY INTERMEDIATE HARNESS, Fleetside and Stepside, 131.5" wheelbase
37657	1976-1976		REAR BODY INTERMEDIATE HARNESS, Stakebody & Flatbed, 1 TON, 159.5" wheelbase
35907	1976-1976		REAR BODY INTERMEDIATE HARNESS, Suburban, except 40 gallon gas tank option
39810	1976-1976		REAR BODY INTERMEDIATE HARNESS, Suburban, with 40 gallon gas tank option

2 - Battery Cables**BATTERY CABLES - NEGATIVE / GROUND**

29175	1967-1967		BATTERY CABLE, neg., L6
29175	1967-1967		BATTERY CABLE, neg., V6, except A/C
29190	1967-1967		BATTERY CABLE, neg., V8, (4WD, with A/C)
29190	1967-1967		BATTERY CABLE, neg., V8, without 4WD
29285	1967-1969		BATTERY CABLE, neg., V6 with A/C
29200	1968-1969		BATTERY CABLE, neg., V6, without A/C
29200	1968-1970		BATTERY CABLE, neg., L6
29190	1968-1970		BATTERY CABLE, neg., V8, 396 c.i., with A/C
29300	1968-1970		BATTERY CABLE, neg., V8, 396 c.i., without A/C
29190	1968-1970		BATTERY CABLE, neg., V8, without 396 c.i.
43521	1971-1971		BATTERY CABLE, neg., L6
43523	1971-1971		BATTERY CABLE, neg., V8, 396 c.i.
43522	1971-1971		BATTERY CABLE, neg., V8, except 396 c.i.
43533	1972-1972		BATTERY CABLE, neg., L6
43527	1972-1972		BATTERY CABLE, neg., V8, 396 c.i.
43526	1972-1972		BATTERY CABLE, neg., V8, except 396 c.i.

BATTERY CABLES - POSITIVE

43531	1967-1967		BATTERY CABLE, pos, L6 and V8, all
43532	1967-1969		BATTERY CABLE, pos, V6
29660	1968-1970		BATTERY CABLE, pos, V8, 396 c.i.
29645	1968-1970		BATTERY CABLE, pos., L6 and V8 (except 396 c.i.)
43524	1971-1971		BATTERY CABLE, pos., L6
43525	1971-1971		BATTERY CABLE, pos., V8
43534	1972-1972		BATTERY CABLE, pos., L6
43528	1972-1972		BATTERY CABLE, pos., V8

3 - Spark Plugs**ORIGINAL SPARK PLUG WIRE SETS - REPRODUCTION - NOT DATE CODED**

1234-999	1975-1975	NOT	SPARK PLUG WIRE SET, V8, all small block (THESE ARE REPRODUCTION BUT ARE NOT DATE CODED)
----------	-----------	-----	--

PART #	YEARS	DATE CODE	DESCRIPTION
1343-999	1975-1976	NOT	SPARK PLUG WIRE SET, V8, all big block, (THESE ARE REPRODUCTION BUT ARE NOT DATE CODED)
1242-999	1976-1977	NOT	SPARK PLUG WIRE SET, V8, all small block (THESE ARE REPRODUCTION BUT ARE NOT DATE CODED)
1347-999	1977-1978	NOT	SPARK PLUG WIRE SET, V8, all big block (THESE ARE REPRODUCTION BUT ARE NOT DATE CODED)
1244-999	1978-1978	NOT	SPARK PLUG WIRE SET, V8, all small block (THESE ARE REPRODUCTION BUT ARE NOT DATE CODED)
1256-999	1979-1980	NOT	SPARK PLUG WIRE SET, V8, all small block (THESE ARE REPRODUCTION BUT ARE NOT DATE CODED)
1349-999	1979-1982	NOT	SPARK PLUG WIRE SET, V8, all big block (THESE ARE REPRODUCTION BUT ARE NOT DATE CODED)
1258-999	1981-1982	NOT	SPARK PLUG WIRE SET, V8, all small block, 1000 & 2000 Series (THESE ARE REPRODUCTION BUT ARE NOT DATE CODED)
1256-999	1981-1982	NOT	SPARK PLUG WIRE SET, V8, all small block, 1000 & 2000 Series (THESE ARE REPRODUCTION BUT ARE NOT DATE CODED)

4 - Switches & Parts

HEADLIGHT SETS T-3 SEALED BEAM

SB6871S	1967-1971	SEALED BEAM HEADLIGHT SET, GUIDE 12V "T3" style, for dual beam headlight setup Note: Set contains 2 hi/low beam and 2 hi beam headlights
---------	-----------	--

TURN SIGNAL SWITCHES

01997961	1967-1972	TURN SIGNAL SWITCH, all, with tilt, correct original red "Hazard" knob
01893591	1967-1972	TURN SIGNAL SWITCH, all, with tilt, manual trans.
01997965	1967-1972	TURN SIGNAL SWITCH, all, without tilt, correct original red "Hazard" knob
01893591	1976-1976	TURN SIGNAL SWITCH, all, with tilt

PART #	YEARS	DATE CODE	DESCRIPTION
--------	-------	-----------	-------------

1 - Wiring Harnesses

AIR CONDITIONING GROUND WIRES

05230	1966-1972	A/C COMPRESSOR GROUND WIRE
-------	-----------	----------------------------

AIR CONDITIONING HARNESSSES

06045	1964-1964	AIR CONDITIONING HARNESS, V8
09370	1965-1965	AIR CONDITIONING HARNESS, V8
09450	1966-1966	AIR CONDITIONING HARNESS, V8
10600	1967-1967	AIR CONDITIONING HARNESS, V8
12705	1968-1968	AIR CONDITIONING HARNESS, V8
13325	1969-1969	AIR CONDITIONING HARNESS, V8
18560	1970-1970	AIR CONDITIONING HARNESS, V8
16035	1971-1971	AIR CONDITIONING HARNESS, 6 cyl.
15935	1971-1971	AIR CONDITIONING HARNESS, V8
16690	1972-1972	AIR CONDITIONING HARNESS, V8, (requires Thermal Limiter Jumper Extension #36203)
36203	1972-1975	AIR CONDITIONING THERMAL LIMITER JUMPER EXTENSION, (used with #16690 A/C harness)
41436	1975-1977	AIR CONDITIONING HARNESS, V8, without rear defogger, (requires Thermal Limiter Jumper Extension #36203)

ALTERNATOR CONVERSION KITS

37787	1963-1972	ALTERNATOR CONVERSION KIT, external regulator to internal "CS" alternator Note: This is a plug-in conversion that can be used with 1986 and later "CS" series alternators
27555	1963-1972	ALTERNATOR CONVERSION KIT, external regulator to internal "SI" alternator Note: This is a plug-in conversion that can be used with 1985 and earlier "SI" series alternators
37796	1969-1986	ALTERNATOR CONVERSION KIT, internal regulator "SI" series alternator to "CS130 or CS144" series alternator with PLIS type regulator Note: This is an easy plug-in conversion that can be used with 1986 and later series alternators, provides a 12 volt input to "F/I" terminal

ASH TRAY LAMP HARNESSSES

09375	1966-1967	ASH TRAY LAMP WIRE
12120	1968-1968	ASH TRAY LAMP WIRE

ASSEMBLY MANUALS

36368	1965-1965	FACTORY ASSEMBLY MANUAL, containing detailed assembly and part information
36369	1966-1966	FACTORY ASSEMBLY MANUAL, containing detailed assembly and part information
36370	1967-1967	FACTORY ASSEMBLY MANUAL, containing detailed assembly and part information
36371	1968-1968	FACTORY ASSEMBLY MANUAL, containing detailed assembly and part information
36372	1969-1969	FACTORY ASSEMBLY MANUAL, containing detailed assembly and part information
36373	1970-1970	FACTORY ASSEMBLY MANUAL, containing detailed assembly and part information
36374	1971-1971	FACTORY ASSEMBLY MANUAL, containing detailed assembly and part information
36375	1972-1972	FACTORY ASSEMBLY MANUAL, containing detailed assembly and part information
36376	1973-1973	FACTORY ASSEMBLY MANUAL, containing detailed assembly and part information
36377	1974-1974	FACTORY ASSEMBLY MANUAL, containing detailed assembly and part information
36378	1975-1975	FACTORY ASSEMBLY MANUAL, containing detailed assembly and part information

BACKUP LIGHT HARNESSSES

CH46187	1964-1966	BACKUP LIGHT EXTENSION HARNESS, 4 speed manual trans.
04600	1964-1966	BACKUP LIGHT EXTENSION HARNESS, from rear body harness to backup lights
06070	1966-1966	BACKUP LIGHT EXTENSION HARNESS, 3 speed manual trans.
10480	1967-1967	BACKUP LIGHT EXTENSION HARNESS, 3 speed manual trans.
11130	1967-1968	BACKUP LIGHT EXTENSION HARNESS, 4 speed manual trans.

CLOCK HARNESSSES

09970	1966-1967	CLOCK LAMP WIRE
11090	1968-1972	CLOCK LAMP WIRE

CONSOLE HARNESSSES

04455	1964-1965	CONSOLE HARNESS EXTENSION, auto. trans.
04450	1964-1965	CONSOLE HARNESS EXTENSION, manual trans.



PART #	YEARS	DATE CODE	DESCRIPTION
04460	1964-1965		CONSOLE HARNESS, auto. trans.
04465	1964-1965		CONSOLE HARNESS, manual trans.
09435	1966-1966		CONSOLE HARNESS EXTENSION, auto. trans.
09420	1966-1966		CONSOLE HARNESS EXTENSION, manual trans.
09430	1966-1966		CONSOLE HARNESS, auto. trans.
10490	1967-1967		CONSOLE HARNESS EXTENSION, auto. trans.
10485	1967-1969		CONSOLE HARNESS, auto. trans.
12770	1968-1968		CONSOLE HARNESS EXTENSION, auto. trans., except with Hurst shifter
13420	1969-1969		CONSOLE HARNESS EXTENSION, auto. trans.
15695	1970-1970		CONSOLE HARNESS EXTENSION, auto. trans.
15590	1970-1970		CONSOLE HARNESS, auto. or manual trans.
15995	1971-1972		CONSOLE HARNESS EXTENSION, all.
16000	1971-1972		CONSOLE HARNESS, auto. or manual trans.
41439	1975-1977		CONSOLE HARNESS EXTENSION, auto. or manual trans.
41438	1975-1977		CONSOLE HARNESS, auto. or manual trans.
COURTESY LIGHT HARNESSES			
06890	1964-1964		COURTESY LIGHT HARNESS, Cutlass Holiday coupe, with dual rear sail panel lights
07110	1964-1964		COURTESY LIGHT HARNESS, F85 Vista Cruiser wagons, with dual rear sail panel lights
04470	1964-1967		COURTESY LIGHT HARNESS, under dash
07710	1965-1967		COURTESY LIGHT HARNESS, with dual rear sail panel lights
12765	1968-1968		COURTESY LIGHT HARNESS, under dash
13415	1969-1969		COURTESY LIGHT HARNESS, under dash
15600	1970-1972		COURTESY LIGHT HARNESS, under dash
CRUISE CONTROL HARNESSES			
05770	1965-1965		CRUISE CONTROL HARNESS
10055	1966-1966		CRUISE CONTROL HARNESS
11115	1967-1967		CRUISE CONTROL HARNESS
12270	1968-1968		CRUISE CONTROL HARNESS
13280	1969-1969		CRUISE CONTROL HARNESS
15610	1970-1971		CRUISE CONTROL HARNESS
16730	1972-1972		CRUISE CONTROL HARNESS
DASH / INSTRUMENT PANEL HARNESSES			
04335	1964-1964		DASH HARNESS, auto. trans. Note: Customer must supply original fuse box
04330	1964-1964		DASH HARNESS, manual trans. Note: Customer must supply original fuse box
05205	1965-1965		DASH HARNESS, all Note: Customer must supply original fuse box
10645	1966-1966		DASH HARNESS, Cutlass Note: Customer must supply original fuse box
18300	1966-1966		DASH HARNESS, Cutlass, with rally gauges Note: Customer must supply original fuse box
10640	1966-1966		DASH HARNESS, F85 Note: Customer must supply original fuse box
10495	1966-1966		DASH HARNESS, F85, with rally gauges Note: Customer must supply original fuse box
10285	1967-1967		DASH HARNESS, auto. trans. Note: Customer must supply original fuse box
11615	1967-1967		DASH HARNESS, manual trans. Note: Customer must supply original fuse box
11620	1967-1967		DASH HARNESS, with rally pack gauges Note: Customer must supply original fuse box
12760	1968-1968		DASH HARNESS, auto. trans.
12755	1968-1968		DASH HARNESS, manual trans.
13250	1968-1968		DASH HARNESS, with rally pack gauges

PART #	YEARS	DATE CODE	DESCRIPTION
12775	1969-1969		DASH HARNESS, auto. trans.
13495	1969-1969		DASH HARNESS, manual trans.
12720	1969-1969		DASH HARNESS, with rally pack gauges
15660	1970-1970		DASH HARNESS, auto. trans.
13570	1970-1970		DASH HARNESS, manual trans.
15665	1970-1970		DASH HARNESS, with rally pack gauges
15820	1971-1971		DASH HARNESS, auto. trans.
15815	1971-1971		DASH HARNESS, manual trans.
15825	1971-1971		DASH HARNESS, with rally pack gauges
16700	1972-1972		DASH HARNESS, auto. trans.
16695	1972-1972		DASH HARNESS, manual trans.
16880	1972-1972		DASH HARNESS, with rally pack gauges
DOME LIGHT HARNESSES			
06880	1964-1964		DOME LIGHT HARNESS, F85 4 door sedan
06885	1964-1964		DOME LIGHT HARNESS, F85 coupe, center roof mounted dome light
07580	1965-1965		DOME LIGHT HARNESS, all Cutlass and F85 coupes
07575	1965-1965		DOME LIGHT HARNESS, F85 4 door sedan
ENGINE / STARTER HARNESSES			
04350	1964-1964		ENGINE HARNESS, V6
04355	1964-1964		ENGINE HARNESS, V8
05210	1965-1965		ENGINE HARNESS, V6
05215	1965-1965		ENGINE HARNESS, V8
09280	1966-1966		ENGINE HARNESS, L6, auto. trans.
10140	1966-1966		ENGINE HARNESS, L6, manual trans.
10180	1966-1966		ENGINE HARNESS, V8, Cutlass
10500	1966-1966		ENGINE HARNESS, V8, Cutlass, (with rally pack gauges)
10155	1966-1966		ENGINE HARNESS, V8, F85
10505	1966-1966		ENGINE HARNESS, V8, F85, (with rally pack gauges)
10380	1967-1967		ENGINE HARNESS, L6, auto. trans.
10385	1967-1967		ENGINE HARNESS, L6, manual trans.
10390	1967-1967		ENGINE HARNESS, V8
10745	1967-1967		ENGINE HARNESS, V8 (with rally pack gauges)
11580	1968-1969		ENGINE HARNESS, L6
16170	1968-1969		ENGINE HARNESS, V8, all with carb. idle stop solenoid
11590	1968-1969		ENGINE HARNESS, V8, all with rally pack gauges and carb. idle stop solenoid
12640	1968-1969		ENGINE HARNESS, V8, all with rally pack gauges and transistor CD ignition
11585	1968-1969		ENGINE HARNESS, V8, without carb. idle stop solenoid
15785	1970-1970		ENGINE HARNESS, L6, auto. trans.
15790	1970-1970		ENGINE HARNESS, L6, manual trans.
15675	1970-1970		ENGINE HARNESS, V8, auto. trans.
15680	1970-1970		ENGINE HARNESS, V8, manual trans.
16101	1971-1971		ENGINE HARNESS, L6, auto. trans.
16015	1971-1971		ENGINE HARNESS, L6, manual trans.
15680	1971-1971		ENGINE HARNESS, V8, manual trans.
15865	1971-1971		ENGINE HARNESS, V8, auto. trans.
16630	1972-1972		ENGINE HARNESS, V8, auto. trans.
16625	1972-1972		ENGINE HARNESS, V8, manual trans.
41441	1976-1976		ENGINE HARNESS, w/455 V8, AC and M40
FRONT LIGHT HARNESSES			
04340	1964-1964		FRONT LIGHT HARNESS, V6
04345	1964-1964		FRONT LIGHT HARNESS, V8
05220	1965-1965		FRONT LIGHT HARNESS, V6

PART #	YEARS	DATE CODE	DESCRIPTION
05225	1965-1965		FRONT LIGHT HARNESS, V8
10625	1966-1966		FRONT LIGHT HARNESS, L6
10630	1966-1966		FRONT LIGHT HARNESS, V8
10510	1966-1966		FRONT LIGHT HARNESS, V8, (with rally pack gauges)
10395	1967-1967		FRONT LIGHT HARNESS, all
12335	1968-1968		FRONT LIGHT HARNESS, L6
12340	1968-1968		FRONT LIGHT HARNESS, V8
12350	1968-1968		FRONT LIGHT HARNESS, V8, with A/C
12785	1969-1969		FRONT LIGHT HARNESS, L6
12790	1969-1969		FRONT LIGHT HARNESS, V8
12795	1969-1969		FRONT LIGHT HARNESS, V8, with A/C
13260	1969-1969		FRONT LIGHT HARNESS, V8, with A/C and internal regulator alternator
13255	1969-1969		FRONT LIGHT HARNESS, V8, with internal regulator alternator
13585	1970-1970		FRONT LIGHT HARNESS, L6
13590	1970-1970		FRONT LIGHT HARNESS, V8
13595	1970-1970		FRONT LIGHT HARNESS, V8, with A/C
13605	1970-1970		FRONT LIGHT HARNESS, V8, with A/C and internal regulator alternator
13600	1970-1970		FRONT LIGHT HARNESS, V8, with internal regulator alternator
15965	1971-1971		FRONT LIGHT HARNESS, L6
15870	1971-1971		FRONT LIGHT HARNESS, V8
15875	1971-1971		FRONT LIGHT HARNESS, V8, with internal regulator alternator
16635	1972-1972		FRONT LIGHT HARNESS, all
41437	1976-1976		FRONT LIGHT HARNESS, all
FUEL TANK SENDER HARNESSES			
01040	1968-1972		FUEL TANK LEAD WIRE, all except, wagons
11910	1968-1972		FUEL TANK LEAD WIRE, F85 wagon
GLOVE BOX LIGHT ASSEMBLIES			
06075	1966-1966		GLOVE BOX LIGHT WIRE
11665	1968-1969		GLOVE BOX LIGHT WIRE
GROUND WIRES			
11070	1967-1969		GROUND WIRE, instrument cluster
11125	1967-1971		GROUND WIRE, stereo tape player to dash
12255	1968-1969		GROUND WIRE, map lamp
CH76183	1977-1977		GROUND WIRE, heater and A/C blower motor
HEATER HARNESSES			
18305	1964-1967		HEATER CONTROL HARNESS, except A/C
12115	1968-1969		HEATER CONTROL HARNESS, except A/C
18310	1970-1972		HEATER CONTROL HARNESS, except A/C
HORN WIRE HARNESSES			
11550	1967-1967		HORN WIRE EXTENSION, with W-30 option
IDLE STOP SOLENOID CONTROL WIRES			
12800	1969-1969		IDLE SPEED CONTROL WIRE, 2BBL. carburetor only
16760	1972-1972		ANTI-DIESEL SOLENOID EXTENSION WIRE
NEUTRAL SAFETY SWITCH HARNESSES			
13490	1969-1972		NEUTRAL SAFETY SWITCH EXTENSION, manual trans.
OIL PRESSURE SENDER HARNESSES			
10400	1966-1967		OIL PRESSURE SENDER JUMPER WIRE, V8, with A/C
15960	1971-1977		OIL PRESSURE SENDER JUMPER WIRE, V8, with U21 gauges
POWER ACCESSORY LEAD WIRES			
07700	1965-1967		POWER FEED WIRE, power seat
05195	1967-1967		POWER LEAD WIRE, junction block to circuit breaker



PART #	YEARS	DATE CODE	DESCRIPTION
--------	-------	-----------	-------------

12320	1968-1968		POWER LEAD WIRE, junction block to circuit breaker
-------	-----------	--	--

13275	1969-1971		POWER LEAD WIRE, junction block to circuit breaker
-------	-----------	--	--

POWER ANTENNA HARNESSSES

06195	1966-1967		POWER ANTENNA HARNESS, rear power antenna, except wagons
-------	-----------	--	--

30700	1968-1969		POWER ANTENNA HARNESS, rear power antenna, except wagons
-------	-----------	--	--

POWER DOOR LOCK HARNESS

CH04453	1970-1972		POWER LOCK HARNESS, driver side door, 2 door hardtop and convertible models
---------	-----------	--	---

POWER SEAT HARNESSSES

07600	1965-1965		POWER SEAT HARNESS, 4-way bucket, driver's side
-------	-----------	--	---

07595	1965-1967		POWER SEAT HARNESS, 4 way bench
-------	-----------	--	---------------------------------

POWER TOP HARNESSSES

18395	1964-1964		POWER TOP HARNESS, convertible
-------	-----------	--	--------------------------------

05805	1965-1965		POWER TOP HARNESS, convertible
-------	-----------	--	--------------------------------

09425	1966-1967		POWER TOP HARNESS, convertible
-------	-----------	--	--------------------------------

15605	1970-1971		POWER TOP HARNESS, convertible
-------	-----------	--	--------------------------------

16735	1972-1972		POWER TOP HARNESS, convertible
-------	-----------	--	--------------------------------

POWER WINDOW HARNESSSES

*INFO_18

Note: SOME POWER WINDOW HARNESSSES WILL REQUIRE REUSE OF A CUSTOMER'S ORIGINAL HARNESS CONNECTORS

06680	1963-1963		POWER WINDOW HARNESS, Cutlass convertible, left rear quarter window
-------	-----------	--	---

06675	1963-1963		POWER WINDOW HARNESS, Cutlass convertible, right rear quarter window
-------	-----------	--	--

06670	1963-1963		POWER WINDOW HARNESS, Cutlass coupe, left rear quarter window
-------	-----------	--	---

06665	1963-1963		POWER WINDOW HARNESS, Cutlass coupe, right rear quarter window
-------	-----------	--	--

07000	1964-1964		POWER WINDOW CROSSOVER HARNESS, from LH to RH front window harness
-------	-----------	--	--

06990	1964-1964		POWER WINDOW HARNESS, coupe, quarter window, (2 required per car)
-------	-----------	--	---

06960	1964-1964		POWER WINDOW HARNESS, driver's side door
-------	-----------	--	--

06955	1964-1964		POWER WINDOW HARNESS, passenger's side door
-------	-----------	--	---

06995	1964-1964		POWER WINDOW HARNESS, quarter window, convertible, (2 required per car)
-------	-----------	--	---

07005	1964-1964		POWER WINDOW MOTOR EXTENSION, convertible, (2 required per car)
-------	-----------	--	---

07170	1964-1964		POWER WINDOW MOTOR EXTENSION, coupe, qtr. window harness to motor, (2 required per car)
-------	-----------	--	---

36048	1964-1972		POWER WINDOW SWITCH PIGTAIL WIRES, for single power window switch connector
-------	-----------	--	---

07610	1965-1965		POWER WINDOW HARNESS, driver's side door
-------	-----------	--	--

07605	1965-1965		POWER WINDOW HARNESS, passenger's side door
-------	-----------	--	---

07715	1965-1967		POWER WINDOW CROSSOVER HARNESS, from LH to RH front window harness
-------	-----------	--	--

07695	1965-1967		POWER WINDOW HARNESS, quarter window, Cutlass convertible, (2 required per car)
-------	-----------	--	---

07640	1965-1967		POWER WINDOW HARNESS, quarter window, Cutlass coupes, (2 required per car)
-------	-----------	--	--

07660	1965-1967		POWER WINDOW MOTOR EXTENSION, convertible, (2 required per car)
-------	-----------	--	---

07655	1965-1967		POWER WINDOW MOTOR EXTENSION, coupe, quarter window harness to motor, (2 required per car)
-------	-----------	--	--

08260	1966-1967		POWER WINDOW HARNESS, driver side door
-------	-----------	--	--

27310	1966-1967		POWER WINDOW HARNESS, passenger's side door
-------	-----------	--	---

31135	1968-1968		POWER WINDOW HARNESS, driver's side door
-------	-----------	--	--

14165	1968-1968		POWER WINDOW HARNESS, passenger side door
-------	-----------	--	---

14405	1968-1969		POWER WINDOW HARNESS, quarter windows and intermediate body
-------	-----------	--	---

39470	1969-1969		POWER WINDOW HARNESS, driver side door, all, 2 door
-------	-----------	--	---

37817	1969-1969		POWER WINDOW HARNESS, passenger side door, 2 door
-------	-----------	--	---

31140	1970-1971		POWER WINDOW HARNESS, driver side door, all, 2 door
-------	-----------	--	---

14505	1970-1972		POWER WINDOW HARNESS, 2 door, left and right quarter windows
-------	-----------	--	--

14470	1970-1972		POWER WINDOW HARNESS, passenger side door, 2 door
-------	-----------	--	---

39471	1972-1972		POWER WINDOW HARNESS, driver side door, all, 2 door
-------	-----------	--	---

REAR BODY HARNESSSES

07195	1964-1964		REAR BODY LIGHT HARNESS, Cutlass convertible
-------	-----------	--	--

PART #	YEARS	DATE CODE	DESCRIPTION
07190	1964-1964		REAR BODY LIGHT HARNESS, Cutlass Holiday coupe, F85 4 door sedan, F85 sport coupe
07740	1965-1965		REAR BODY LIGHT HARNESS, rear, all convertibles
07735	1965-1965		REAR BODY LIGHT HARNESS, rear, all hardtops
07435	1966-1966		REAR BODY LIGHT HARNESS, convertible
07015	1966-1966		REAR BODY LIGHT HARNESS, coupe
14030	1967-1967		REAR BODY LIGHT HARNESS, Cutlass and F85, convertible
13895	1967-1967		REAR BODY LIGHT HARNESS, Cutlass and F85, coupe
13905	1967-1967		REAR BODY LIGHT HARNESS, Cutlass Supreme and 442, convertible
13900	1967-1967		REAR BODY LIGHT HARNESS, Cutlass Supreme and 442, coupe
14155	1968-1968		REAR BODY LIGHT HARNESS, 2 door coupe
14150	1968-1968		REAR BODY LIGHT HARNESS, 4 door coupe
14160	1968-1968		REAR BODY LIGHT HARNESS, convertible
14360	1969-1969		REAR BODY LIGHT HARNESS, intermediate, convertible
14355	1969-1969		REAR BODY LIGHT HARNESS, intermediate, coupe
14365	1969-1969		REAR BODY LIGHT HARNESS, rear panel
14460	1970-1972		REAR BODY HARNESS, intermediate, coupe
18315	1970-1972		REAR BODY LIGHT HARNESS, intermediate, convertible
14455	1970-1972		REAR BODY LIGHT HARNESS, rear panel
17185	1972-1972		REAR BODY LIGHT HARNESS, intermediate, convertible, with seat belt warning
17180	1972-1972		REAR BODY LIGHT HARNESS, intermediate, coupe, with seat belt warning
41440	1976-1977		REAR BODY LIGHT HARNESS, rear panel
REAR WINDOW DEFROSTER HARNESSES			
05245	1964-1965		REAR WINDOW DEFROSTER HARNESS
10690	1966-1967		REAR WINDOW DEFROSTER HARNESS
13295	1968-1969		REAR WINDOW DEFROSTER HARNESS
17175	1970-1970		REAR WINDOW DEFROSTER HARNESS
15950	1971-1971		REAR WINDOW DEFROSTER HARNESS, heated rear glass, switch to relay (need 40056 to complete system)
15955	1971-1971		REAR WINDOW DEFROSTER HARNESS, relay jumper (used with #15950 on A/C equipped cars only)
40056	1971-1972		REAR WINDOW DEFROSTER HARNESS, heated rear glass extension, (used with 15950 or 16745)
16745	1972-1972		REAR WINDOW DEFROSTER HARNESS, heated rear glass, switch to relay (need 40056 to complete system)
16750	1972-1972		REAR WINDOW DEFROSTER HARNESS, relay jumper (used with #16745 on A/C equipped cars only)
SPEAKER HARNESSES			
40784	1973-1977		SPEAKER HARNESS, with 4 speaker stereo, radio to rear speakers
STEERING COLUMN ADAPTER HARNESSES			
37542	1964-1966		STEERING COLUMN ADAPTER HARNESS, for 1969-1976 GM column to stock dash Note: Adapts horn, directionals, hazard flasher to stock 8 pin T/L dash connector
37009	1964-1966		STEERING COLUMN ADAPTER HARNESS, for 1977 and later GM column to stock 1964-66 dash Note: Adapts horn, directionals, hazard flasher to stock 8 pin T/L dash connector
36882	1967-1968		STEERING COLUMN ADAPTER HARNESS, for 1969-1976 GM column to stock dash Note: Adapts horn, directionals, hazard flasher to stock 9 pin T/L dash connector
38127	1967-1968		STEERING COLUMN ADAPTER HARNESS, for 1977 and later GM column to stock dash Note: Adapts horn, directionals, hazard flasher to stock 9 pin T/L dash connector
TACHOMETER HARNESSES			
10150	1966-1966		TACHOMETER HARNESS, 6 cyl.
10145	1966-1966		TACHOMETER HARNESS, V8
13265	1969-1969		TACHOMETER HARNESS, V8
15810	1970-1972		TACHOMETER HARNESS, V8
TRANSISTOR IGNITION HARNESSES			
11375	1967-1967		TRANSISTOR IGNITION JUMPER WIRE
TRANSMISSION KICKDOWN HARNESSES			
05755	1965-1967		TRANSMISSION KICKDOWN CONTROL WIRE, V8
TRUNK RELEASE HARNESSES			

PART #	YEARS	DATE CODE	DESCRIPTION
--------	-------	-----------	-------------

15615	1970-1972		TRUNK RELEASE JUMPER WIRE
-------	-----------	--	---------------------------

UNDERHOOD LIGHT WIRING

10070	1968-1968		UNDERHOOD LIGHT EXTENSION WIRE
-------	-----------	--	--------------------------------

13270	1969-1969		UNDERHOOD LIGHT EXTENSION WIRE
-------	-----------	--	--------------------------------

WIPER HARNESSES

41153	1964-1966		WINDSHIELD WIPER HARNESS, 2 speed wipers
-------	-----------	--	--

15885	1971-1971		WIPER HARNESS, wiper washer demand
-------	-----------	--	------------------------------------

2 - Battery Cables

BATTERY CABLES - NEGATIVE / GROUND

04380	1964-1964		BATTERY CABLE, neg., V8
-------	-----------	--	-------------------------

04445	1964-1965		BATTERY CABLE, neg., V6
-------	-----------	--	-------------------------

04380	1965-1965		BATTERY CABLE, neg., V8, (except 442)
-------	-----------	--	---------------------------------------

05605	1965-1965		BATTERY CABLE, neg., V8, with 442
-------	-----------	--	-----------------------------------

09230	1966-1967		BATTERY CABLE, neg., 6 cyl.
-------	-----------	--	-----------------------------

09230	1966-1967		BATTERY CABLE, neg., V8, (except 442)
-------	-----------	--	---------------------------------------

09805	1966-1967		BATTERY CABLE, neg., V8, with 442
-------	-----------	--	-----------------------------------

21540	1966-1967		BATTERY CABLE, neg., V8, with 442 (Outside Air Induction)
-------	-----------	--	---

21565	1966-1967		BATTERY CABLE, neg., V8, with 442 (Outside Air Induction), engine to frame
-------	-----------	--	--

12475	1968-1968		BATTERY CABLE, neg., V8, 350 c.i.
-------	-----------	--	-----------------------------------

12470	1968-1968		BATTERY CABLE, neg., V8, 400 c.i.
-------	-----------	--	-----------------------------------

12460	1968-1971		BATTERY CABLE, neg., 6 cyl.
-------	-----------	--	-----------------------------

12475	1969-1969		BATTERY CABLE, neg., V8, 350 c.i., with 2BBL.
-------	-----------	--	---

12475	1969-1969		BATTERY CABLE, neg., V8, 350 c.i., with 4BBL. and manual trans.
-------	-----------	--	---

12470	1969-1969		BATTERY CABLE, neg., V8, 400-455 c.i.
-------	-----------	--	---------------------------------------

12470	1969-1970		BATTERY CABLE, neg., V8, 350 c.i., with 4BBL and auto. trans.
-------	-----------	--	---

12475	1970-1970		BATTERY CABLE, neg., V8, 350 c.i., with 2BBL. and auto. trans.
-------	-----------	--	--

12475	1970-1970		BATTERY CABLE, neg., V8, 350 c.i., with manual trans.
-------	-----------	--	---

15670	1970-1970		BATTERY CABLE, neg., V8, 455 c.i.
-------	-----------	--	-----------------------------------

12475	1971-1971		BATTERY CABLE, neg., V8, 350 c.i.
-------	-----------	--	-----------------------------------

21765	1971-1971		BATTERY CABLE, neg., V8, 455 c.i.
-------	-----------	--	-----------------------------------

29675	1972-1972		BATTERY CABLE, neg., V8, 350 c.i.
-------	-----------	--	-----------------------------------

29740	1972-1972		BATTERY CABLE, neg., V8, 455 c.i.
-------	-----------	--	-----------------------------------

22195	1973-1974		BATTERY CABLE, neg., V8, 350 c.i.
-------	-----------	--	-----------------------------------

22830	1973-1974		BATTERY CABLE, neg., V8, 455 c.i.
-------	-----------	--	-----------------------------------

BATTERY CABLES - POSITIVE

21690	1961-1963		BATTERY CABLE, pos., junction block to starter
-------	-----------	--	--

09245	1962-1962		BATTERY CABLE, pos., except power brakes
-------	-----------	--	--

05420	1964-1964		BATTERY CABLE, pos., V8
-------	-----------	--	-------------------------

05130	1964-1964		BATTERY CABLE, pos., V8, junction block to starter
-------	-----------	--	--

04640	1964-1965		BATTERY CABLE, pos., V6
-------	-----------	--	-------------------------

05420	1965-1965		BATTERY CABLE, pos., V8, (except 442)
-------	-----------	--	---------------------------------------

06205	1965-1965		BATTERY CABLE, pos., V8, with 442
-------	-----------	--	-----------------------------------

05875	1965-1966		BATTERY CABLE, pos., V8, junction block to starter, (except 442)
-------	-----------	--	--

11540	1965-1967		BATTERY CABLE, pos., V8, junction block to starter (with 442)
-------	-----------	--	--

04640	1966-1966		BATTERY CABLE, pos., 6 cyl.
-------	-----------	--	-----------------------------

09445	1966-1967		BATTERY CABLE, pos., V8, (except 442)
-------	-----------	--	---------------------------------------

09800	1966-1967		BATTERY CABLE, pos., V8, with 442
-------	-----------	--	-----------------------------------

22215	1966-1967		BATTERY CABLE, pos., V8, with 442 (Outside Air Induction)
-------	-----------	--	---

05875	1967-1967		BATTERY CABLE, pos., V8, junction block to starter, auto. trans., (except 442)
-------	-----------	--	--

21550	1967-1967		BATTERY CABLE, pos., V8, junction block to starter, manual trans., (except 442)
-------	-----------	--	---

09825	1967-1971		BATTERY CABLE, pos., 6 cyl.
-------	-----------	--	-----------------------------

PART #	YEARS	DATE CODE	DESCRIPTION
12465	1968-1968		BATTERY CABLE, pos., V8, 350 c.i., with auto. trans. and 2BBL
09900	1968-1968		BATTERY CABLE, pos., V8, 350 c.i., with auto. trans. and 4BBL
09915	1968-1968		BATTERY CABLE, pos., V8, 350 c.i., with manual trans.
09900	1968-1968		BATTERY CABLE, pos., V8, 400 c.i.
12530	1969-1969		BATTERY CABLE, pos., V8, 350 c.i., with auto. trans. and 2BBL, (except 442)
12525	1969-1969		BATTERY CABLE, pos., V8, 350 c.i., with auto. trans. and 4BBL, (except 442)
12520	1969-1969		BATTERY CABLE, pos., V8, 350 c.i., with manual trans., (except 442)
12525	1969-1969		BATTERY CABLE, pos., V8, 400-455 c.i., all 442
14575	1970-1970		BATTERY CABLE, pos, V8, 350 c.i., with auto. trans. and 2BBL
14580	1970-1970		BATTERY CABLE, pos., V8, 350 c.i., with auto. trans. and 4BBL
14575	1970-1970		BATTERY CABLE, pos., V8, 350 c.i., with manual trans.
14580	1970-1970		BATTERY CABLE, pos., V8, 455 c.i.
14575	1971-1971		BATTERY CABLE, pos., V8, 350 c.i.
21770	1971-1971		BATTERY CABLE, pos., V8, 455 c.i.
21795	1972-1972		BATTERY CABLE, pos., V8, 350 c.i.
21800	1972-1972		BATTERY CABLE, pos., V8, 455 c.i.
22840	1973-1973		BATTERY CABLE, pos., V8, 350 c.i.
22835	1973-1973		BATTERY CABLE, pos., V8, 455 c.i.
22865	1974-1974		BATTERY CABLE, pos., V8, 350 c.i.
22860	1974-1974		BATTERY CABLE, pos., V8, 455 c.i.

3 - Spark Plugs

ORIGINAL SPARK PLUG WIRE SETS - DATE CODED

4338-611	1961-1961	1-Q-61	SPARK PLUG WIRE SET, V8, all
4342-613	1962-1962	3-Q-61	SPARK PLUG WIRE SET, V8, all with Jetfire Turbo
4342-621	1962-1962	1-Q-62	SPARK PLUG WIRE SET, V8, all with Jetfire Turbo
4338-613	1962-1962	3-Q-61	SPARK PLUG WIRE SET, V8, all, except Jetfire Turbo
4338-621	1962-1962	1-Q-62	SPARK PLUG WIRE SET, V8, all, except Jetfire Turbo
4342-623	1963-1963	3-Q-62	SPARK PLUG WIRE SET, V8, all with Jetfire Turbo
4342-631	1963-1963	1-Q-63	SPARK PLUG WIRE SET, V8, all with Jetfire Turbo
4338-623	1963-1963	3-Q-62	SPARK PLUG WIRE SET, V8, all, except Jetfire Turbo
4338-631	1963-1963	1-Q-63	SPARK PLUG WIRE SET, V8, all, except Jetfire Turbo
4012-633	1964-1964	3-Q-63	SPARK PLUG WIRE SET, V6, all
4012-641	1964-1964	1-Q-64	SPARK PLUG WIRE SET, V6, all
4346-633	1964-1964	3-Q-63	SPARK PLUG WIRE SET, V8, all, 1st design, with straight boot on distributor side
4350-641	1964-1964	1-Q-64	SPARK PLUG WIRE SET, V8, all, 2nd design, with 90 degree boot on distributor side
4012-643	1965-1965	3-Q-64	SPARK PLUG WIRE SET, V6, all
4012-651	1965-1965	1-Q-65	SPARK PLUG WIRE SET, V6, all
4350-643	1965-1965	3-Q-64	SPARK PLUG WIRE SET, V8, all
4350-651	1965-1965	1-Q-65	SPARK PLUG WIRE SET, V8, all
1018-653	1966-1966	3-Q-65	SPARK PLUG WIRE SET, L6, all with A/C
1018-661	1966-1966	1-Q-66	SPARK PLUG WIRE SET, L6, all with A/C
1016-653	1966-1966	3-Q-65	SPARK PLUG WIRE SET, L6, all without A/C
1016-661	1966-1966	1-Q-66	SPARK PLUG WIRE SET, L6, all without A/C
4350-653	1966-1966	3-Q-65	SPARK PLUG WIRE SET, V8, all
4350-661	1966-1966	1-Q-66	SPARK PLUG WIRE SET, V8, all
1018-663	1967-1967	3-Q-66	SPARK PLUG WIRE SET, L6, all with A/C
1018-671	1967-1967	1-Q-67	SPARK PLUG WIRE SET, L6, all with A/C
1016-663	1967-1967	3-Q-66	SPARK PLUG WIRE SET, L6, all without A/C
1016-671	1967-1967	1-Q-67	SPARK PLUG WIRE SET, L6, all without A/C
4350-663	1967-1967	3-Q-66	SPARK PLUG WIRE SET, V8, all
4350-671	1967-1967	1-Q-67	SPARK PLUG WIRE SET, V8, all
1018-673	1968-1968	3-Q-67	SPARK PLUG WIRE SET, L6, all with A/C

PART #	YEARS	DATE CODE	DESCRIPTION
1018-681	1968-1968	1-Q-68	SPARK PLUG WIRE SET, L6, all with A/C
1016-673	1968-1968	3-Q-67	SPARK PLUG WIRE SET, L6, all without A/C
1016-681	1968-1968	1-Q-68	SPARK PLUG WIRE SET, L6, all without A/C
4350-673	1968-1968	3-Q-67	SPARK PLUG WIRE SET, V8, all
4350-681	1968-1968	1-Q-68	SPARK PLUG WIRE SET, V8, all
1018-683	1969-1969	3-Q-68	SPARK PLUG WIRE SET, L6, all with A/C
1018-691	1969-1969	1-Q-69	SPARK PLUG WIRE SET, L6, all with A/C
1016-683	1969-1969	3-Q-68	SPARK PLUG WIRE SET, L6, all without A/C
1016-691	1969-1969	1-Q-69	SPARK PLUG WIRE SET, L6, all without A/C
4354-683	1969-1969	3-Q-68	SPARK PLUG WIRE SET, V8, all
4354-691	1969-1969	1-Q-69	SPARK PLUG WIRE SET, V8, all
1016-693	1970-1970	3-Q-69	SPARK PLUG WIRE SET, L6, all
1016-701	1970-1970	1-Q-70	SPARK PLUG WIRE SET, L6, all
4354-693	1970-1970	3-Q-69	SPARK PLUG WIRE SET, V8, all
4354-701	1970-1970	1-Q-70	SPARK PLUG WIRE SET, V8, all
1016-703	1971-1971	3-Q-70	SPARK PLUG WIRE SET, L6, all
1016-711	1971-1971	1-Q-71	SPARK PLUG WIRE SET, L6, all
4354-703	1971-1971	3-Q-70	SPARK PLUG WIRE SET, V8, all
4354-711	1971-1971	1-Q-71	SPARK PLUG WIRE SET, V8, all
1016-713	1972-1972	3-Q-71	SPARK PLUG WIRE SET, L6, all
1016-721	1972-1972	1-Q-72	SPARK PLUG WIRE SET, L6, all
4354-713	1972-1972	3-Q-71	SPARK PLUG WIRE SET, V8, all
4354-721	1972-1972	1-Q-72	SPARK PLUG WIRE SET, V8, all
1016-723	1973-1973	3-Q-72	SPARK PLUG WIRE SET, L6, all
1016-731	1973-1973	1-Q-73	SPARK PLUG WIRE SET, L6, all
4356-723	1973-1973	3-Q-72	SPARK PLUG WIRE SET, V8, all
4356-731	1973-1973	1-Q-73	SPARK PLUG WIRE SET, V8, all
1016-733	1974-1974	3-Q-73	SPARK PLUG WIRE SET, L6, all
1016-741	1974-1974	1-Q-74	SPARK PLUG WIRE SET, L6, all
4356-733	1974-1974	3-Q-73	SPARK PLUG WIRE SET, V8, all, except H.E.I.
4356-741	1974-1974	1-Q-74	SPARK PLUG WIRE SET, V8, all, except H.E.I.

ORIGINAL SPARK PLUG WIRE SETS - NOT DATE CODED

4338-000 1961-1961 NOT SPARK PLUG WIRE SET, V8, all

4 - Switches & Parts

BACKUP LIGHT SWITCHES

39504	1963-1968	BACKUP SWITCH MOUNTING KIT, muncie 4 speed, includes bracket, shield, rod, clips, screws and washers
01993310	1964-1968	BACKUP LIGHT SWITCH ASSEMBLY, 3 speed manual trans.
01993661	1964-1968	BACKUP LIGHT SWITCH ASSEMBLY, 4 speed manual trans.
03943657	1969-1972	BACKUP LIGHT SWITCH, manual trans.
03943657	1973-1977	BACKUP LIGHT SWITCH, manual trans., (service part)

Note: This part number is not 100% correct in appearance for this application, although it will operate correctly. This application was serviced by GM part number 06270695.

BREAKERLESS SE IGNITION SYSTEM

38131 1962-1974 BREAKERLESS SE IGNITION SYSTEM, GM V8 point conversion kit

Note: Replaces stock points with an electronic SE ignition module

CIRCUIT BREAKERS

04850166 1962-1970 CIRCUIT BREAKER, 30 amp for p/windows, p/seats, p/locks, or p/top

HEADLIGHT SETS T-3 SEALED BEAM

SB6871S 1968-1971 SEALED BEAM HEADLIGHT SET, GUIDE 12V "T3" style, for dual beam headlight setup

Note: Set contains 2 hi/low beam and 2 hi beam headlights

NEUTRAL SAFETY SWITCHES

01993659 1964-1966 NEUTRAL SAFETY / BACKUP LIGHT SWITCH, column shift powerglide auto. trans.

PART #	YEARS	DATE CODE	DESCRIPTION
09779665	1968-1968		NEUTRAL SAFETY / BACKUP LIGHT SWITCH, with Hurst shifter, console mounted auto. trans.
01994235	1969-1973		NEUTRAL SAFETY / BACKUP LIGHT SWITCH, column shift auto. trans.
01994163	1974-1975		NEUTRAL SAFETY / BACKUP LIGHT SWITCH, column shift auto. trans.
POWER WINDOW SWITCHES			
04432791	1964-1970		POWER WINDOW SWITCH ASSEMBLY, 4 button, round corner style, chrome
04432790	1964-1970		POWER WINDOW SWITCH ASSEMBLY, single button, round corner style, chrome
TEMPERATURE SENDING SWITCHES			
06402383	1966-1972		TEMPERATURE SENDING UNIT, all, with gauge
TRANSMISSION KICKDOWN SWITCH			
01242101	1969-1975		KICKDOWN SWITCH, TH400
TURN SIGNAL SWITCHES			
01993624	1964-1966		TURN SIGNAL SWITCH, all with tilt wheel
00387115	1965-1965		TURN SIGNAL SWITCH, all without tilt & cornering lamps, (includes lead wiring), "BPC" metal type
00911051	1965-1966		TURN SIGNAL SWITCH, without tilt, without cornering lamps, (includes lead wiring), "GUIDE" plastic type
00911051US	1965-1966		TURN SIGNAL SWITCH, without tilt, without cornering lamps, DELCO GUIDE TOOLING , (includes lead wiring), "GUIDE" plastic type
00387115	1966-1966		TURN SIGNAL SWITCH, all without tilt, (includes lead wiring), "BPC" metal type
05698897	1967-1968		TURN SIGNAL SWITCH, all with column shift auto. trans., with and without tilt, "DELCO-GUIDE" type Note: Emergency flasher actuator hole in outer collar has a "D" shape
07800482	1967-1968		TURN SIGNAL SWITCH, all, with column shift auto. trans., with and without tilt, (except tilt and telescopic), without cornering lamps, "DELCO-GUIDE" type Note: Emergency flasher actuator hole in outer collar is round
01997963	1969-1975		TURN SIGNAL SWITCH, without cornering lights, without tilt (includes lead wiring)
WINDSHIELD WIPER SWITCHES			
01993541	1961-1961		WIPER SWITCH, single speed with washer
01993568	1963-1963		WIPER SWITCH, single speed with washer
01993633	1964-1965		WIPER SWITCH, single speed with washer
01993372	1967-1967		WIPER SWITCH
6 - Harness Repair			
VARIOUS HARNESS REPAIR ITEMS			
R0067108			HARNESS TAPE, 1.25" vinyl, (100 ft. roll), non-adhesive
PM485-007			HARNESS TAPE, black, 1.25" cloth adhesive, (100 ft. roll)
PM451-001			LOOM .133" I.D. asphalt, (sold by the foot)
34620			TEMPERATURE SENDER UNIT WIRE REPAIR KIT, single wire

PART #	YEARS	DATE CODE	DESCRIPTION
1 - Wiring Harnesses			
AIR CONDITIONING HARNESS			
41369	1965-1965		AIR CONDITIONING HARNESS
COIL WIRES			
42803	1951-1955		COIL TO DISTRIBUTOR LEAD WIRE
CONSOLE HARNESSES			
23295	1962-1962		CONSOLE HARNESS, Starfire, without power windows
04465	1964-1964		CONSOLE HARNESS, manual trans., model J88
09290	1966-1966		CONSOLE HARNESS, auto. trans., Starfire
CORNERING LAMP HARNESSES			
27980	1964-1966		CORNERING LAMP HARNESS
COURTESY LIGHT HARNESSES			
29355	1954-1958		COURTESY LIGHT HARNESS, under dash courtesy lights
32405	1959-1959		COURTESY LIGHT HARNESS, roof rail lamp, 98 Holiday coupe
32405	1959-1959		COURTESY LIGHT HARNESS, roof rail lamp, Dynamic 88 Holiday coupe
32410	1959-1959		COURTESY LIGHT HARNESS, roof rail lamp, Dynamic 88 Holiday sedan
32405	1959-1959		COURTESY LIGHT HARNESS, roof rail lamp, Super 88 Holiday coupe
32410	1959-1959		COURTESY LIGHT HARNESS, roof rail lamp, Super 88 Holiday sedan
DASH / INSTRUMENT PANEL HARNESSES			
23160	1961-1961		INSTRUMENT PANEL HARNESS
30655	1963-1963		INSTRUMENT PANEL HARNESS
DASH HARNESSES			
27255	1953-1953		MAIN HARNESS, auto. trans. Note: This harness wires the dash, engine and front lights
27250	1953-1953		MAIN HARNESS, manual trans. Note: This harness wires the dash, engine and front lights
27205	1954-1954		MAIN HARNESS, auto. trans. Note: This harness wires the dash, engine and front lights
33755	1955-1955		MAIN HARNESS, auto. trans., models 88 and 98 Note: This harness wires the dash, engine and front lights
23585	1955-1955		MAIN HARNESS, auto. trans., models 88 and 98, with A/C Note: This harness wires the dash, engine and front lights
33750	1955-1955		MAIN HARNESS, manual trans., models 88 and 98 Note: This harness wires the dash, engine and front lights
33765	1956-1956		MAIN HARNESS, auto. trans., models 88 and 98 Note: This harness wires the dash, engine and front lights
33760	1956-1956		MAIN HARNESS, manual trans., models 88 and 98 Note: This harness wires the dash, engine and front lights
33775	1957-1957		MAIN HARNESS, auto. trans., model 88 Note: This harness wires the dash, engine and front lights
33780	1957-1957		MAIN HARNESS, auto. trans., models Super 88 and 98 Note: This harness wires the dash, engine and front lights
33770	1957-1957		MAIN HARNESS, manual trans., model 88 Note: This harness wires the dash, engine and front lights
33785	1957-1957		MAIN HARNESS, manual trans., models Super 88 and 98 Note: This harness wires the dash, engine and front lights
27535	1958-1958		MAIN HARNESS, auto. trans., model 88 Note: This harness wires the dash, engine and front lights Note: Customer must supply original fuse box and connectors to build this harness
27530	1958-1958		MAIN HARNESS, auto. trans., model Super 88 Note: This harness wires the dash, engine and front lights Note: Customer must supply original fuse box and connectors to build this harness
33795	1958-1958		MAIN HARNESS, auto. trans., with power brakes, models 88 Note: This harness wires the dash, engine and front lights Note: Customer must supply original fuse box and connectors to build this harness

PART #	YEARS	DATE CODE	DESCRIPTION
33790	1958-1958		MAIN HARNESS, auto. trans., with power brakes, models Super 88 and 98 Note: This harness wires the dash, engine and front lights Note: Customer must supply original fuse box and connectors to build this harness
27525	1958-1958		MAIN HARNESS, manual trans., model 88 Note: This harness wires the dash, engine and front lights Note: Customer must supply original fuse box and connectors to build this harness
27520	1958-1958		MAIN HARNESS, manual trans., model Super 88 Note: This harness wires the dash, engine and front lights Note: Customer must supply original fuse box and connectors to build this harness
DOMELIGHT HARNESSES			
32400	1959-1959		DOMELIGHT FEED AND GROUND, Dynamic 88 2 door sedan
32400	1959-1959		DOMELIGHT FEED AND GROUND, Dynamic 88 4 door sedan
32400	1959-1959		DOMELIGHT FEED AND GROUND, Dynamic 88 Holiday coupe
32415	1959-1959		DOMELIGHT FEED AND GROUND, Dynamic 88 Holiday sedan
32400	1959-1959		DOMELIGHT FEED AND GROUND, Super 88 4 door sedan
43261	1969-1970		DOMELIGHT HARNESS, rear quarter twin corner dome lamps, all except convertible
HEADLIGHT CONNECTION HARNESSES			
33950	1954-1956		HEADLIGHT CONNECTION HARNESS, (set of 2 for both headlights)
33955	1957-1957		HEADLIGHT CONNECTION HARNESS, (set of 2 for both headlights)
33960	1958-1958		HEADLIGHT CONNECTION HARNESS, (set of 2 for both headlights)
PARKING LIGHT HARNESSES			
33965	1954-1954		PARKING LIGHT and LEAD WIRE ASSEMBLY, (set of 2)
POWER WINDOW HARNESSES			
08530	1959-1959		POWER WINDOW HARNESS, Dynamic 88 Holiday coupe, front door and rear qtr. window, right side
08530	1959-1959		POWER WINDOW HARNESS, Super 88 Holiday coupe, front door and rear qtr. window, right side
08520	1959-1960		POWER WINDOW HARNESS JUMPER, left to right side door and qtr. window
08765	1961-1962		POWER WINDOW HARNESS, front left and right doors
08945	1962-1964		POWER WINDOW HARNESS, Dynamic 88 Celebrity 4 door sedan, left rear door
08940	1962-1964		POWER WINDOW HARNESS, Dynamic 88 Celebrity 4 door sedan, right rear door
08945	1962-1964		POWER WINDOW HARNESS, Super 88 Celebrity 4 door sedan, left rear door
08940	1962-1964		POWER WINDOW HARNESS, Super 88 Celebrity 4 door sedan, right rear door
06640	1963-1963		POWER WINDOW HARNESS, Dynamic 88 Holiday coupe, left rear qtr. window
06635	1963-1963		POWER WINDOW HARNESS, Dynamic 88 Holiday coupe, right rear qtr. window
06640	1963-1963		POWER WINDOW HARNESS, Super 88 Holiday coupe, left rear qtr. window
06635	1963-1963		POWER WINDOW HARNESS, Super 88 Holiday coupe, right rear qtr. window
07170	1963-1964		POWER WINDOW MOTOR EXTENSION, rear qtr. window, (2 required per car)
08945	1964-1964		POWER WINDOW HARNESS, Jetstar 88 Celebrity 4 door sedan, left rear door
08940	1964-1964		POWER WINDOW HARNESS, Jetstar 88 Celebrity 4 door sedan, right rear door
07370	1965-1966		POWER WINDOW HARNESS, 98 convertible qtr. windows
08045	1965-1966		POWER WINDOW HARNESS, all coupe and sport coupe qtr. windows
07370	1965-1966		POWER WINDOW HARNESS, Dynamic 88 convertible qtr. windows
07370	1965-1966		POWER WINDOW HARNESS, Jetstar 88 convertible qtr. windows
07370	1965-1966		POWER WINDOW HARNESS, Starfire convertible qtr. windows
08050	1965-1968		POWER WINDOW HARNESS, right front door
READING LAMP JUMPER HARNESSES			
32420	1959-1960		READING LAMP JUMPER HARNESS, Dynamic 88, all except wagon and convertible
32420	1959-1960		READING LAMP JUMPER HARNESS, Super 88 4 door sedan
REAR BODY HARNESSES			
34320	1959-1959		REAR BODY HARNESS, 98 4 door, front section
32435	1959-1959		REAR BODY HARNESS, 98 convertible, front section
34310	1959-1959		REAR BODY HARNESS, 98 Holiday coupe, front section
34315	1959-1959		REAR BODY HARNESS, Dynamic 88 convertible, front section
34325	1959-1959		REAR BODY HARNESS, Dynamic 88, all except wagon and convertible, front section

PART #	YEARS	DATE CODE	DESCRIPTION
32385	1959-1959		REAR BODY HARNESS, Super 88 4 door sedan, front section
34315	1959-1959		REAR BODY HARNESS, Super 88 convertible, front section
34325	1959-1959		REAR BODY HARNESS, Super 88 Holiday Coupe, front section
32385	1959-1959		REAR BODY HARNESS, Super 88 Holiday sedan, front section
34330	1959-1959		REAR BODY LIGHT HARNESS, all except wagon, rear section
34305	1960-1960		REAR BODY HARNESS, 88 and Super 88 convertible, front section
32375	1960-1960		REAR BODY HARNESS, 98 4 door sedan, front section
34300	1960-1960		REAR BODY HARNESS, 98 convertible, front section
32380	1960-1960		REAR BODY HARNESS, 98 Holiday coupe, front section
32375	1960-1960		REAR BODY HARNESS, 98 Holiday sedan, front section
32365	1960-1960		REAR BODY HARNESS, Dynamic 88 2 door sedan, front section
32365	1960-1960		REAR BODY HARNESS, Dynamic 88 4 door sedan, front section
32370	1960-1960		REAR BODY HARNESS, Dynamic 88 4 door sedan, front section
32365	1960-1960		REAR BODY HARNESS, Dynamic 88 Holiday coupe, front section
32365	1960-1960		REAR BODY HARNESS, Dynamic 88 Holiday sedan, front section
32365	1960-1960		REAR BODY HARNESS, Super 88 Holiday coupe, front section
32370	1960-1960		REAR BODY HARNESS, Super 88 Holiday sedan, front section
34295	1960-1960		REAR BODY LIGHT HARNESS, all except wagon, rear section
STARTER SOLENOID JUMPER WIRE			
27515	1953-1953		STARTER SOLENOID JUMPER WIRE, main harness to starter
TRUNK LIGHT EXTENSION HARNESSES			
36239	1971-1971		TRUNK LIGHT EXTENSION, from trunk light to rear body harness connection, all 98
36239	1971-1971		TRUNK LIGHT EXTENSION, from trunk light to rear body harness connection, all Delta 88
2 - Battery Cables			
BATTERY CABLES - NEGATIVE / GROUND			
26745	1953-1953		BATTERY CABLE, neg. (braided strap type)
27875	1954-1956		BATTERY CABLE, neg. (braided strap type)
23365	1957-1958		BATTERY CABLE, neg. (braided strap type)
23360	1959-1959		BATTERY CABLE, neg. (braided strap type)
23350	1960-1960		BATTERY CABLE, neg.
23590	1961-1962		BATTERY CABLE, neg. (braided strap type)
28680	1963-1964		BATTERY CABLE, neg.
29625	1965-1965		BATTERY CABLE, neg.
29640	1966-1968		BATTERY CABLE, neg.
29585	1969-1970		BATTERY CABLE, neg., 350 c.i.
29570	1969-1970		BATTERY CABLE, neg., 455 c.i.
29690	1971-1972		BATTERY CABLE, neg., 350 c.i.
29685	1971-1972		BATTERY CABLE, neg., 455 c.i.
BATTERY CABLES - POSITIVE			
26735	1953-1953		BATTERY CABLE, pos.
26740	1954-1954		BATTERY CABLE, pos., battery to junction block
23720	1954-1954		BATTERY CABLE, pos., junction block to starter, all
23600	1955-1955		BATTERY CABLE, pos., battery to junction block, except A/C
23680	1955-1955		BATTERY CABLE, pos., battery to junction block, with A/C
26700	1955-1955		BATTERY CABLE, pos., junction block to starter, except A/C
23595	1955-1955		BATTERY CABLE, pos., junction block to starter, with A/C
23695	1956-1956		BATTERY CABLE, pos., battery to junction block, except A/C
23345	1956-1958		BATTERY CABLE, pos., battery to junction block, with A/C
23685	1956-1958		BATTERY CABLE, pos., junction block to starter, except A/C
23690	1956-1958		BATTERY CABLE, pos., junction block to starter, with A/C
23700	1957-1957		BATTERY CABLE, pos., battery to junction block, except A/C

PART #	YEARS	DATE CODE	DESCRIPTION
26705	1958-1958		BATTERY CABLE, pos., battery to junction block, except A/C
26890	1959-1960		BATTERY CABLE, pos., battery to junction block
26710	1959-1962		BATTERY CABLE, pos., junction block to starter, all
26880	1961-1961		BATTERY CABLE, pos., battery to junction block
26895	1962-1962		BATTERY CABLE, pos., battery to junction block
26885	1963-1964		BATTERY CABLE, pos., battery to junction block
27280	1963-1964		BATTERY CABLE, pos., junction block to starter, auto. trans.
28695	1963-1964		BATTERY CABLE, pos., junction block to starter, manual trans.
04405	1964-1964		BATTERY CABLE, pos., junction block to starter, Jetstar 88, auto. trans.
27275	1964-1964		BATTERY CABLE, pos., junction block to starter, Jetstar 88, manual trans.
28665	1965-1965		BATTERY CABLE, pos., battery to junction block
21570	1965-1965		BATTERY CABLE, pos., junction block to starter
22190	1966-1967		BATTERY CABLE, pos., battery to junction block
11540	1966-1967		BATTERY CABLE, pos., junction block to starter
29615	1968-1968		BATTERY CABLE, pos., auto. trans., 350 c.i.
29605	1968-1968		BATTERY CABLE, pos., auto. trans., 455 c.i.
29630	1968-1968		BATTERY CABLE, pos., manual trans., all
29580	1969-1969		BATTERY CABLE, pos., auto. trans., 350 c.i., without disc brakes
29565	1969-1969		BATTERY CABLE, pos., auto. trans., 455 c.i., without disc brakes
29580	1969-1969		BATTERY CABLE, pos., manual trans., without disc brakes
29575	1969-1970		BATTERY CABLE, pos., all with disc brakes
29610	1970-1970		BATTERY CABLE, pos., all without disc brakes
29720	1971-1971		BATTERY CABLE, pos., auto. trans., 350 c.i.
29590	1971-1971		BATTERY CABLE, pos., auto. trans., 455 c.i.
29680	1971-1971		BATTERY CABLE, pos., manual trans., all
29720	1972-1972		BATTERY CABLE, pos., 350 c.i.
29590	1972-1972		BATTERY CABLE, pos., 455 c.i.

3 - Spark Plugs

ORIGINAL SPARK PLUG WIRE SETS - DATE CODED

4334-611	1961-1961	1-Q-61	SPARK PLUG WIRE SET, V8, all
4334-613	1962-1962	3-Q-61	SPARK PLUG WIRE SET, V8, all
4334-621	1962-1962	1-Q-62	SPARK PLUG WIRE SET, V8, all
4334-623	1963-1963	3-Q-62	SPARK PLUG WIRE SET, V8, all
4334-631	1963-1963	1-Q-63	SPARK PLUG WIRE SET, V8, all
4334-633	1964-1964	3-Q-63	SPARK PLUG WIRE SET, V8, all 394 c.i.
4334-641	1964-1964	1-Q-64	SPARK PLUG WIRE SET, V8, all 394 c.i.
4346-633	1964-1964	3-Q-63	SPARK PLUG WIRE SET, V8, all, 1st design, with straight boot on distributor side
4350-641	1964-1964	1-Q-64	SPARK PLUG WIRE SET, V8, all, 2nd design, with 90 degree boot on distributor side
4350-643	1965-1965	3-Q-64	SPARK PLUG WIRE SET, V8, all
4350-651	1965-1965	1-Q-65	SPARK PLUG WIRE SET, V8, all
4350-653	1966-1966	3-Q-65	SPARK PLUG WIRE SET, V8, all
4350-661	1966-1966	1-Q-66	SPARK PLUG WIRE SET, V8, all
4350-663	1967-1967	3-Q-66	SPARK PLUG WIRE SET, V8, all
4350-671	1967-1967	1-Q-67	SPARK PLUG WIRE SET, V8, all
4350-673	1968-1968	3-Q-67	SPARK PLUG WIRE SET, V8, all
4350-681	1968-1968	1-Q-68	SPARK PLUG WIRE SET, V8, all
4354-683	1969-1969	3-Q-68	SPARK PLUG WIRE SET, V8, all
4354-691	1969-1969	1-Q-69	SPARK PLUG WIRE SET, V8, all
4354-693	1970-1970	3-Q-69	SPARK PLUG WIRE SET, V8, all
4354-701	1970-1970	1-Q-70	SPARK PLUG WIRE SET, V8, all
4354-703	1971-1971	3-Q-70	SPARK PLUG WIRE SET, V8, all
4354-711	1971-1971	1-Q-71	SPARK PLUG WIRE SET, V8, all



PART #	YEARS	DATE CODE	DESCRIPTION
4354-713	1972-1972	3-Q-71	SPARK PLUG WIRE SET, V8, all
4354-721	1972-1972	1-Q-72	SPARK PLUG WIRE SET, V8, all
4356-723	1973-1973	3-Q-72	SPARK PLUG WIRE SET, V8, all
4356-731	1973-1973	1-Q-73	SPARK PLUG WIRE SET, V8, all
4356-733	1974-1974	3-Q-73	SPARK PLUG WIRE SET, V8, all, except H.E.I.
4356-741	1974-1974	1-Q-74	SPARK PLUG WIRE SET, V8, all, except H.E.I.

ORIGINAL SPARK PLUG WIRE SETS - NOT DATE CODED

4314-000	1954-1956	NOT	SPARK PLUG WIRE SET, V8, all
4322-000	1957-1958	NOT	SPARK PLUG WIRE SET, V8, all Note: Must be used with an original Delco D310 or D310R replacement distributor cap Distributor end terminals will not work with after market replacement caps
4330-000	1959-1961	NOT	SPARK PLUG WIRE SET, V8, all

4 - Switches & Parts

BREAKERLESS SE IGNITION SYSTEM

38131	1957-1974	BREAKERLESS SE IGNITION SYSTEM, GM V8 point conversion kit Note: Replaces stock points with an electronic SE ignition module	
-------	-----------	--	--

HEADLIGHT SETS T-3 SEALED BEAM

SB6871S	1968-1971	SEALED BEAM HEADLIGHT SET, GUIDE 12V "T3" style, for dual beam headlight setup Note: Set contains 2 hi/low beam and 2 hi beam headlights	
---------	-----------	--	--

TURN SIGNAL SWITCHES

05698897	1967-1968	TURN SIGNAL SWITCH, all with column shift auto. trans., with and without tilt, "DELCO-GUIDE" type Note: Emergency flasher actuator hole in outer collar has a "D" shape	
07800482	1967-1968	TURN SIGNAL SWITCH, all, with column shift auto. trans., with and without tilt, (except tilt and telescopic), without cornering lamps, "DELCO-GUIDE" type Note: Emergency flasher actuator hole in outer collar is round	

6 - Harness Repair

VARIOUS HARNESS REPAIR ITEMS

R0067108	HARNESS TAPE, 1.25" vinyl, (100 ft. roll), non-adhesive		
PM485-007	HARNESS TAPE, black, 1.25" cloth adhesive, (100 ft. roll)		
PM451-001	LOOM .133" I.D. asphalt, (sold by the foot)		
34620	TEMPERATURE SENDER UNIT WIRE REPAIR KIT, single wire		

PART #	YEARS	DATE CODE	DESCRIPTION
--------	-------	-----------	-------------

1 - Wiring Harnesses

CONSOLE HARNESSSES

12770 1968-1969 CONSOLE HARNESS EXTENSION, Toronado, auto. trans.

CRUISE CONTROL HARNESSSES

43517 1966-1967 CRUISE CONTROL HARNESS

DASH / INSTRUMENT PANEL HARNESSSES

34390 1966-1966 DASH HARNESS, Toronado, with A/C, (includes engine wiring)
Note: Customer must supply original fuse box

34385 1966-1966 DASH HARNESS, Toronado, without A/C, (includes engine wiring)
Note: Customer must supply original fuse box

34535 1967-1967 DASH HARNESS, Toronado, with A/C, (includes engine wiring)
Note: Customer must supply original fuse box

34380 1967-1967 DASH HARNESS, Toronado, without A/C, (includes engine wiring)
Note: Customer must supply original fuse box

34395 1968-1968 DASH HARNESS, Toronado, with A/C, (includes engine wiring)
Note: Customer must supply original fuse box

34400 1968-1968 DASH HARNESS, Toronado, without A/C, (includes engine wiring)
Note: Customer must supply original fuse box

34375 1969-1969 DASH HARNESS, Toronado, with A/C, (includes engine wiring)
Note: Customer must supply original fuse box

33735 1969-1969 DASH HARNESS, Toronado, without A/C, (includes engine wiring)
Note: Customer must supply original fuse box

33730 1970-1970 DASH HARNESS, Toronado, (includes engine wiring)
Note: Customer must supply original fuse box

REAR BODY HARNESSSES

43552 1966-1967 REAR BODY HARNESS, rear section, Toronado

TRUNK LIGHT EXTENSION HARNESSSES

36239 1971-1971 TRUNK LIGHT EXTENSION, from trunk light to rear body harness connection, all Toronado

2 - Battery Cables

BATTERY CABLES - NEGATIVE / GROUND

30085 1966-1969 BATTERY CABLE, neg., Toronado

29550 1971-1971 BATTERY CABLE, neg., Toronado

BATTERY CABLES - POSITIVE

28690 1966-1968 BATTERY CABLE, pos., Toronado, battery to junction block

28675 1966-1968 BATTERY CABLE, pos., Toronado, junction block to starter

29560 1969-1970 BATTERY CABLE, pos., Toronado

29595 1971-1971 BATTERY CABLE, pos., Toronado

3 - Spark Plugs

ORIGINAL SPARK PLUG WIRE SETS - DATE CODED

4350-653 1966-1966 3-Q-65 SPARK PLUG WIRE SET, V8, all

4350-661 1966-1966 1-Q-66 SPARK PLUG WIRE SET, V8, all

4350-663 1967-1967 3-Q-66 SPARK PLUG WIRE SET, V8, all

4350-671 1967-1967 1-Q-67 SPARK PLUG WIRE SET, V8, all

4350-673 1968-1968 3-Q-67 SPARK PLUG WIRE SET, V8, all

4350-681 1968-1968 1-Q-68 SPARK PLUG WIRE SET, V8, all

4354-683 1969-1969 3-Q-68 SPARK PLUG WIRE SET, V8, all

4354-691 1969-1969 1-Q-69 SPARK PLUG WIRE SET, V8, all

4354-693 1970-1970 3-Q-69 SPARK PLUG WIRE SET, V8, all

4354-701 1970-1970 1-Q-70 SPARK PLUG WIRE SET, V8, all

4354-703 1971-1971 3-Q-70 SPARK PLUG WIRE SET, V8, all

4354-711 1971-1971 1-Q-71 SPARK PLUG WIRE SET, V8, all

4354-713 1972-1972 3-Q-71 SPARK PLUG WIRE SET, V8, all

4354-721 1972-1972 1-Q-72 SPARK PLUG WIRE SET, V8, all



PART #	YEARS	DATE CODE	DESCRIPTION
4356-723	1973-1973	3-Q-72	SPARK PLUG WIRE SET, V8, all
4356-731	1973-1973	1-Q-73	SPARK PLUG WIRE SET, V8, all

4 - Switches & Parts

BREAKERLESS SE IGNITION SYSTEM

38131	1966-1972	BREAKERLESS SE IGNITION SYSTEM, GM V8 point conversion kit Note: Replaces stock points with an electronic SE ignition module
-------	-----------	--

HEADLIGHT SETS T-3 SEALED BEAM

SB6871S	1968-1971	SEALED BEAM HEADLIGHT SET, GUIDE 12V "T3" style, for dual beam headlight setup Note: Set contains 2 hi/low beam and 2 hi beam headlights
---------	-----------	--

TEMPERATURE SENDING SWITCHES

06402383	1966-1967	TEMPERATURE SENDING UNIT, all, with gauge
----------	-----------	---

6 - Harness Repair

VARIOUS HARNESS REPAIR ITEMS

R0067108	HARNESS TAPE, 1.25" vinyl, (100 ft. roll), non-adhesive
PM485-007	HARNESS TAPE, black, 1.25" cloth adhesive, (100 ft. roll)
PM451-001	LOOM .133" I.D. asphalt, (sold by the foot)
34620	TEMPERATURE SENDER UNIT WIRE REPAIR KIT, single wire

PART #	YEARS	DATE CODE	DESCRIPTION
--------	-------	-----------	-------------

1 - Wiring Harnesses

AIR CONDITIONING COMPRESSOR EXTENSION HARNESSSES

PL05172	1969-1969		AIR CONDITIONING COMPRESSOR EXTENSION HARNESS, V8, power feed and compressor to A/C harness
FB58597	1975-1975		AIR CONDITIONING COMPRESSOR EXTENSION HARNESS, 6 cyl., compressor to AC harness
FB58597	1976-1976		AIR CONDITIONING COMPRESSOR EXTENSION HARNESS, 6 cyl., compressor to AC harness Note: Used up to mid-1976, with compressor overload limiter
FB60989	1976-1976		AIR CONDITIONING COMPRESSOR EXTENSION HARNESS, 6 cyl., compressor to AC harness Note: Used after mid-1976, without compressor overload limiter
FB76807	1977-1977		AIR CONDITIONING COMPRESSOR EXTENSION HARNESS, V8, Pontiac 350 c.i., 400 c.i., compressor to AC harness
FB72821	1977-1978		AIR CONDITIONING COMPRESSOR EXTENSION HARNESS, V6, Buick 231 c.i., compressor to AC harness
FB72367	1977-1978		AIR CONDITIONING COMPRESSOR EXTENSION HARNESS, V8, Pontiac 350 c.i., 400 c.i., compressor to AC harness, with idle stop solenoid
FB86190	1977-1979		AIR CONDITIONING COMPRESSOR EXTENSION HARNESS, V8, Chevy 305 c.i., 350 c.i., compressor to AC harness
FB72399	1977-1980		AIR CONDITIONING COMPRESSOR EXTENSION HARNESS, V8, Pontiac 301 c.i., compressor to AC harness
FB76807	1978-1978		AIR CONDITIONING COMPRESSOR EXTENSION HARNESS, V8, Pontiac 400 c.i., compressor to AC harness
FB72367	1979-1979		AIR CONDITIONING COMPRESSOR EXTENSION HARNESS, V8, Pontiac 400 c.i., compressor to AC harness, with idle stop solenoid
FB98899	1979-1980		AIR CONDITIONING COMPRESSOR EXTENSION HARNESS, V6, 231 c.i., compressor to AC harness, with federal emissions
FB72821	1979-1980		AIR CONDITIONING COMPRESSOR EXTENSION HARNESS, V6, 231 c.i., compressor to AC harness, with California emissions
FB09576	1980-1980		AIR CONDITIONING COMPRESSOR EXTENSION HARNESS, V8 301 c.i., compressor to AC harness Note: This harness is used on 301 c.i. vehicles with eighth digit of VIN # equal to "T"
CA05890	1980-1980		AIR CONDITIONING COMPRESSOR EXTENSION HARNESS, V8, 305 c.i., compressor to AC harness
FB19969	1981-1981		AIR CONDITIONING COMPRESSOR EXTENSION HARNESS, V6 231 c.i., compressor to AC harness
FB19918	1981-1981		AIR CONDITIONING COMPRESSOR EXTENSION HARNESS, V8 265 c.i., 301 c.i., compressor to AC harness, without diode taped into compressor connector
CA16261	1981-1981		AIR CONDITIONING COMPRESSOR EXTENSION HARNESS, V8 267 c.i., 305 c.i., compressor to AC harness, with diode taped into compressor connector
FB09576	1981-1981		AIR CONDITIONING COMPRESSOR EXTENSION HARNESS, V8 301 c.i. turbo-charged, compressor to AC harness
CA05890	1981-1981		AIR CONDITIONING COMPRESSOR EXTENSION HARNESS, V8, Chevy 267 c.i., 305 c.i., compressor to AC harness, without diode taped into compressor connector

AIR CONDITIONING HARNESSSES

FB71819	1967-1967		AIR CONDITIONING HARNESS, 6 cyl.
FB71818	1967-1967		AIR CONDITIONING HARNESS, V8
FB85730	1968-1968		AIR CONDITIONING HARNESS, 6 cyl
FB85729	1968-1968		AIR CONDITIONING HARNESS, V8
FB99125	1969-1969		AIR CONDITIONING CONTROL HARNESS, dash side (used with FB99124)
FB03748	1970-1970		AIR CONDITIONING CONTROL HARNESS, dash side (used with FB03747)
FB03746	1970-1972		AIR CONDITIONING CONTROL HARNESS, dash side (used with FB03745)
FB03746	1973-1975		AIR CONDITIONING CONTROL HARNESS, under dash blower switch section
FB60982	1976-1976		AIR CONDITIONING CONTROL HARNESS, under dash blower switch section, (after mid-1976) Note: Used after mid-1976, has a 4 cavity connector with 5 wires at blower switch
FB03746	1976-1976		AIR CONDITIONING CONTROL HARNESS, under dash blower switch section, (up to mid-1976) Note: Has a 5 cavity connector with 6 wires at blower switch
FB76165	1977-1977		AIR CONDITIONING CONTROL HARNESS, under dash blower switch section
FB86622	1978-1980		AIR CONDITIONING CONTROL HARNESS, under dash blower switch section
FB19924	1981-1981		AIR CONDITIONING CONTROL HARNESS, under dash blower switch section

AIR CONDITIONING HARNESSSES ENG SIDE

FB99124	1969-1969		AIR CONDITIONING HARNESS, engine side (used with FB99125)
FB03747	1970-1970		AIR CONDITIONING HARNESS, engine side, with heated rear window defroster (used with FB03748)
FB03745	1970-1970		AIR CONDITIONING HARNESS, engine side, without heated rear window defroster, (used with FB03746)
FB03745	1971-1971		AIR CONDITIONING HARNESS, engine side (used with FB03746)
FB20366	1972-1972		AIR CONDITIONING HARNESS, engine side (used with FB03746)
FB10964	1973-1973		AIR CONDITIONING HARNESS, engine compartment section

PART #	YEARS	DATE CODE	DESCRIPTION
38589	1974-1974		AIR CONDITIONING HARNESS, engine compartment section
FB50125	1975-1975		AIR CONDITIONING HARNESS, engine compartment section, 6 cyl.
FB55867	1975-1975		AIR CONDITIONING HARNESS, engine compartment section, V8
FB60984	1976-1976		AIR CONDITIONING HARNESS, engine compartment section, 6 cyl., (after mid-1976) Note: Without an in-line fuse between blower relay and resistor connections Requires compressor extension harness FB60989
FB50125	1976-1976		AIR CONDITIONING HARNESS, engine compartment section, 6 cyl., (up to mid-1976) Note: With an in-line fuse between blower relay and resistor connections. Requires compressor extension harness FB58597
FB60983	1976-1976		AIR CONDITIONING HARNESS, engine compartment section, V8, (after mid-1976) Note: Used after mid-1976 without an in-line fuse between blower relay and resistor connections
FB55867	1976-1976		AIR CONDITIONING HARNESS, engine compartment section, V8, (up to mid-1976) Note: Used up to mid-1976 with an in-line fuse between blower relay and resistor connections
FB72728	1977-1978		AIR CONDITIONING HARNESS, engine compartment section, all 6 cyl. & V8 (except Chevy 305 c.i. and 350 c.i. engines) \$160.00 Note: Requires compressor extension harness
FB76189	1977-1978		AIR CONDITIONING HARNESS, engine compartment section, V8, Chevy 305 c.i. and 350 c.i. engines Note: Requires compressor extension harness
FB96932	1979-1979		AIR CONDITIONING HARNESS, engine compartment section, all 6 cyl. & V8, (except Chevy 305 c.i., 350 c.i. engines) Note: Requires compressor extension harness
FB96933	1979-1979		AIR CONDITIONING HARNESS, engine compartment section, V8, Chevy 305 c.i. and 350 c.i. engines Note: Requires compressor extension harness
FB96932	1980-1980		AIR CONDITIONING HARNESS, engine compartment section, all V6 & V8, (except Pontiac 301 c.i., Chevy 305 c.i. engines) Note: Requires compressor extension harness
FB09326	1980-1980		AIR CONDITIONING HARNESS, engine compartment section, V8, Pontiac 301 c.i. Note: Requires compressor extension harness
FB09809	1980-1981		AIR CONDITIONING HARNESS, engine compartment section, V8, Chevy 305 ci. Note: Requires compressor extension harness
FB19963	1981-1981		AIR CONDITIONING HARNESS, engine compartment section, V6 231 c.i., V8 265 c.i., V8 301 c.i. (non-turbo) Note: Requires compressor extension harness
FB19994	1981-1981		AIR CONDITIONING HARNESS, engine compartment section, V8 301 c.i. (export only) Note: Requires compressor extension harness
FB19964	1981-1981		AIR CONDITIONING HARNESS, engine compartment section, V8 301 c.i. turbo-charged Note: Requires compressor extension harness

ALTERNATOR CONVERSION KITS

37787	1967-1969		ALTERNATOR CONVERSION KIT, external regulator to internal "CS" alternator Note: This is a plug-in conversion that can be used with 1986 and later "CS" series alternators
27555	1967-1969		ALTERNATOR CONVERSION KIT, external regulator to internal "SI" alternator Note: This is a plug-in conversion that can be used with 1985 and earlier "SI" series alternators
37796	1969-1986		ALTERNATOR CONVERSION KIT, internal regulator "SI" series alternator to "CS130 or CS144" series alternator with PLIS type regulator Note: This is an easy plug-in conversion that can be used with 1986 and later series alternators, provides a 12 volt input to "F/I" terminal

ASSEMBLY MANUALS

38570	1969-1969		FACTORY ASSEMBLY MANUAL, containing detailed assembly and part information
43249	1970-1970		FACTORY ASSEMBLY MANUAL, containing detailed assembly and part information
43537	1971-1971		FACTORY ASSEMBLY MANUAL, containing detailed assembly and part information
43253	1972-1972		FACTORY ASSEMBLY MANUAL, containing detailed assembly and part information
43538	1973-1973		FACTORY ASSEMBLY MANUAL, containing detailed assembly and part information
43539	1974-1974		FACTORY ASSEMBLY MANUAL, containing detailed assembly and part information
43540	1975-1975		FACTORY ASSEMBLY MANUAL, containing detailed assembly and part information
43250	1976-1976		FACTORY ASSEMBLY MANUAL, containing detailed assembly and part information
36357	1980-1980		FACTORY ASSEMBLY MANUAL, containing detailed assembly and part information

BACKUP LIGHT HARNESSES

CA70554	1967-1967		BACKUP LIGHT SWITCH EXTENSION, manual trans., dash to backup light switch at firewall Note: Mates dash connection to trans. mounted switch
PL10230	1968-1968		BACKUP LIGHT EXTENSION HARNESS, manual trans., dash harness side to engine compartment, (mates with PL10225 to complete backup light circuit)

PART #	YEARS	DATE CODE	DESCRIPTION
PL10225	1968-1968		BACKUP LIGHT SWITCH EXTENSION HARNESS, manual trans., from engine compartment side to switch, (mates with PL10230 to complete backup light circuit)

CLOCK HARNESSES

CA85143	1967-1968		CLOCK HARNESS, console mounted
FB97956	1969-1969		CLOCK LAMP WIRE, for dash mounted clock

CONSOLE HARNESSES

CA70654	1967-1967		CONSOLE HARNESS, auto. trans.
CA70656	1967-1967		CONSOLE HARNESS, manual trans.
FB87002	1968-1968		CONSOLE HARNESS, auto. trans.
FB97952	1969-1969		CONSOLE HARNESS, auto. trans.
CA93713	1970-1980		CONSOLE SHIFT INDICATOR LAMP HARNESS, auto. trans.
CA19979	1981-1981		CONSOLE SHIFT INDICATOR LAMP HARNESS, auto. trans.

COURTESY LIGHT HARNESSES

CA77049	1967-1967		COURTESY LIGHT HARNESS, deluxe interior sail panel courtesy lights
CA72725	1967-1967		COURTESY LIGHT HARNESS, under dash courtesy lights, convertible
CA72087	1967-1967		COURTESY LIGHT HARNESS, under dash courtesy lights, coupe
CA86237	1968-1968		COURTESY LIGHT HARNESS, under dash courtesy lights, all
FB72851	1977-1981		COURTESY GLOVE BOX WITH TRUNK RELEASE

CRUISE CONTROL HARNESSES

FB73193	1967-1968		CRUISE CONTROL HARNESS
---------	-----------	--	------------------------

DASH / INSTRUMENT PANEL HARNESSES

CA70159	1967-1967		DASH HARNESS, column shift auto. trans.
FB73182	1967-1967		DASH HARNESS, column shift auto. trans., with dash mounted rally gauges
CA70648	1967-1967		DASH HARNESS, column shift manual trans.
FB73183	1967-1967		DASH HARNESS, column shift manual trans., with dash mounted rally gauges
CA70650	1967-1967		DASH HARNESS, console shift auto. trans.
FB73180	1967-1967		DASH HARNESS, console shift auto. trans., with dash mounted rally gauges
CA71285	1967-1967		DASH HARNESS, console shift manual trans.
FB73181	1967-1967		DASH HARNESS, console shift manual trans., with dash mounted rally gauges
FB85747	1968-1968		DASH HARNESS, column shift auto. trans. or all manual trans.
FB85556	1968-1968		DASH HARNESS, column shift auto. trans. or all manual trans., with dash mounted rally gauges
FB85749	1968-1968		DASH HARNESS, console shift auto. trans.
FB85554	1968-1968		DASH HARNESS, console shift auto. trans., with dash mounted rally gauges
FB97446	1969-1969		DASH HARNESS, with dash mounted rally gauges in left instrument pod Note: Speedometer mounted in right instrument pod
FB99356	1969-1969		DASH HARNESS, with special stacked gauges between speedometer and radio Note: Speedometer mounted in right instrument pod; tachmeter in left instrument pod
FB97444	1969-1969		DASH HARNESS, with warning lights
FB03813	1970-1970		DASH HARNESS, all, with gauges
FB03812	1970-1970		DASH HARNESS, all, with warning lights
FB18736	1971-1971		DASH HARNESS, all, with rally gauges
FB17669	1971-1971		DASH HARNESS, all, with warning lights
FB20383	1972-1972		DASH HARNESS, all, with rally gauges and seat belt warning system, (uses 16 pin cluster connector)
FB18736	1972-1972		DASH HARNESS, all, with rally gauges, without seat belt warning, (uses 12 pin cluster connector)
FB29498	1972-1972		DASH HARNESS, all, with warning lights and seat belt warning system, (uses 16 pin cluster connector).
FB17669	1972-1972		DASH HARNESS, all, with warning lights, without seat belt warning, (uses 12 pin cluster connector).
FB20383	1973-1973		DASH HARNESS, all, with rally gauges
FB29498	1973-1973		DASH HARNESS, all, with warning lights
FB45252	1974-1974		DASH HARNESS, all, with rally gauges
FB48798	1974-1974		DASH HARNESS, all, with warning lights
FB55624	1975-1975		DASH HARNESS, with seat belt ignition interlock
FB50773	1975-1975		DASH HARNESS, without seat belt ignition interlock, after 3/24/75 Note: Does not have pink and yellow wire in "L" shaped connector on neutral safety switch

PART #	YEARS	DATE CODE	DESCRIPTION
FB50774	1975-1975		DASH HARNESS, without seat belt ignition interlock, after 3/24/75, with power door locks and electric rear window defogger, without rally gauges Note: Does not have pink and yellow wire in "L" shaped connector on neutral safety switch
FB50775	1975-1975		DASH HARNESS, without seat belt ignition interlock, after 3/24/75, with power door locks and electric rear window defogger, with rally gauges Note: Does not have pink and yellow wire in "L" shaped connector on neutral safety switch
FB50685	1975-1975		DASH HARNESS, without seat belt ignition interlock, up to 3/24/75 Note: Has pink and yellow wire in "L" shaped connector on neutral safety switch
FB50686	1975-1975		DASH HARNESS, without seat belt ignition interlock, up to 3/24/75, with power door locks and electric rear window defogger, without rally gauges Note: Has pink and yellow wire in "L" shaped connector on neutral safety switch
FB50687	1975-1975		DASH HARNESS, without seat belt ignition interlock, up to 3/24/75, with rally gauges, power door locks, and electric rear window defogger Note: Has pink and yellow wire in "L" shaped connector on neutral safety switch
FB62339	1976-1976		DASH HARNESS, after mid-1976, with power door locks and heated rear window glass Note: Has 5 wire connector on rear heated glass switch in dash
FB62340	1976-1976		DASH HARNESS, after mid-1976, with rally gauges, power door locks and heated rear window glass Note: Has 5 wire connector on rear heated glass switch in dash
FB60986	1976-1976		DASH HARNESS, all base model
FB60987	1976-1976		DASH HARNESS, up to mid-1976, with power door locks and heated rear window glass Note: Has 3 wire connector on rear heated glass switch in dash
FB60988	1976-1976		DASH HARNESS, up to mid-1976, with rally gauges, power door locks and heated rear window glass Note: Has 3 wire connector on rear heated glass switch in dash
FB73029	1977-1977		DASH HARNESS, all base model
FB73028	1977-1977		DASH HARNESS, with electric rear window defogger
FB76073	1977-1977		DASH HARNESS, with rally gauges, and electric rear window defogger
FB86024	1978-1978		DASH HARNESS, all base model
FB86025	1978-1978		DASH HARNESS, with digital clock radio and electric rear window defogger Note: Has push in lamp socket for heater control indicator lamp (early 1978)
FB88758	1978-1978		DASH HARNESS, with digital clock radio and electric rear window defogger Note: Has twist in lamp socket for heater control indicator lamp (mid-1978)
FB86026	1978-1978		DASH HARNESS, with rally gauges, digital clock radio and electric rear window defogger Note: Has push in lamp socket for heater control indicator lamp (early 1978)
FB88759	1978-1978		DASH HARNESS, with rally gauges, digital clock radio and electric rear window defogger Note: Has twist in lamp socket for heater control indicator lamp (mid-1978)
FB99027	1979-1979		DASH HARNESS, with auto. trans.
FB99029	1979-1979		DASH HARNESS, with auto. trans., and rally gauges
FB99026	1979-1979		DASH HARNESS, with manual trans.
FB99028	1979-1979		DASH HARNESS, with manual trans., and rally gauges
FB09882	1980-1980		DASH HARNESS, with auto. trans.
FB09884	1980-1980		DASH HARNESS, with auto. trans., rally gauges and tachometer
FB09881	1980-1980		DASH HARNESS, with manual trans.
FB04888	1980-1980		DASH HARNESS, with manual trans., rally gauges and tachometer
FB19917	1981-1981		DASH HARNESS, with auto. trans.
FB19919	1981-1981		DASH HARNESS, with auto. trans., rally gauges and tachometer
FB19916	1981-1981		DASH HARNESS, with manual trans.
FB19995	1981-1981		DASH HARNESS, with manual trans., rally gauges and tachometer
DOME LIGHT HARNESSES			
CA77043	1967-1969		DOME LIGHT HARNESS, for center roof mounted courtesy light
CA09472	1970-1973		DOME LIGHT HARNESS, for center roof mounted courtesy light
CA86077	1978-1981		DOME LIGHT HARNESS, for center roof mounted courtesy light
DOOR JAMB HARNESSES			
CA33808	1970-1981		DOOR JAMB COURTESY LIGHT SWITCH HARNESS, left side
CA33809	1970-1981		DOOR JAMB COURTESY LIGHT SWITCH HARNESS, right side
ENGINE / STARTER HARNESSES			
FB71866	1967-1967		ENGINE HARNESS, 6 cyl., auto. trans.
FB71812	1967-1967		ENGINE HARNESS, 6 cyl., manual trans.

PART #	YEARS	DATE CODE	DESCRIPTION
FB71867	1967-1967		ENGINE HARNESS, V8, auto. trans.
FB71813	1967-1967		ENGINE HARNESS, V8, manual trans.
FB85566	1968-1968		ENGINE HARNESS, 6 cyl., auto. trans.
FB85564	1968-1968		ENGINE HARNESS, 6 cyl., manual trans.
FB85567	1968-1968		ENGINE HARNESS, V8, auto. trans.
FB85565	1968-1968		ENGINE HARNESS, V8, manual trans.
FB99276A	1969-1969		ENGINE HARNESS, 6 cyl., auto. trans.
FB97463A	1969-1969		ENGINE HARNESS, 6 cyl., auto. trans., with A/C
FB99275A	1969-1969		ENGINE HARNESS, 6 cyl., auto. trans., with A/C and internal regulator alternator
FB99423A	1969-1969		ENGINE HARNESS, 6 cyl., auto. trans., with internal regulator alternator
FB99276M	1969-1969		ENGINE HARNESS, 6 cyl., manual trans.
FB97463M	1969-1969		ENGINE HARNESS, 6 cyl., manual trans., with A/C
FB99275M	1969-1969		ENGINE HARNESS, 6 cyl., manual trans., with A/C and internal regulator alternator
FB99423M	1969-1969		ENGINE HARNESS, 6 cyl., manual trans., with internal regulator alternator
FB97465A	1969-1969		ENGINE HARNESS, V8, auto. trans.
FB97468A	1969-1969		ENGINE HARNESS, V8, auto. trans., with internal regulator alternator
FB97465M	1969-1969		ENGINE HARNESS, V8, manual trans.
FB97468M	1969-1969		ENGINE HARNESS, V8, manual trans., with internal regulator alternator
FB03761	1970-1970		ENGINE HARNESS, 6 cyl.
FB03743N	1970-1970		ENGINE HARNESS, V8
FB03743	1970-1970		ENGINE HARNESS, V8, with A/C
FB03830N	1970-1970		ENGINE HARNESS, V8, with ram air
FB03830	1970-1970		ENGINE HARNESS, V8, with ram air and A/C
FB14511A	1971-1971		ENGINE HARNESS, 6 cyl., all
FB14375N	1971-1971		ENGINE HARNESS, V8, 455 H.O., with ram air
FB14375A	1971-1971		ENGINE HARNESS, V8, 455 H.O., with ram air and A/C
FB14564N	1971-1971		ENGINE HARNESS, V8, auto. trans.
FB14564	1971-1971		ENGINE HARNESS, V8, auto. trans., with A/C
FB14423N	1971-1971		ENGINE HARNESS, V8, manual trans.
FB14423	1971-1971		ENGINE HARNESS, V8, manual trans., with A/C
FB20538	1972-1972		ENGINE HARNESS, 6 cyl., all
FB20480	1972-1972		ENGINE HARNESS, V8
FB20481	1972-1972		ENGINE HARNESS, V8, with A/C
FB20530N	1972-1972		ENGINE HARNESS, V8, with gauges and hood air scoop
FB20530	1972-1972		ENGINE HARNESS, V8, with gauges, hood air scoop and A/C
FB29532N	1972-1972		ENGINE HARNESS, V8, with gauges, unitized distributor and hood air scoop
FB29532	1972-1972		ENGINE HARNESS, V8, with gauges, unitized distributor, hood air scoop and A/C
FB20482N	1972-1972		ENGINE HARNESS, V8, with unitized distributor
FB20482	1972-1972		ENGINE HARNESS, V8, with unitized distributor and A/C
FB33500	1973-1973		ENGINE HARNESS, 6 cyl.
FB33561N	1973-1973		ENGINE HARNESS, V8, (early production to 3/15/73, with E.G.R. solenoid switch)
FB35286N	1973-1973		ENGINE HARNESS, V8, (late production from 3/15/73, with redesigned emission system)
FB33561	1973-1973		ENGINE HARNESS, V8, with A/C, (early production to 3/15/73, with E.G.R. solenoid switch)
FB35286	1973-1973		ENGINE HARNESS, V8, with A/C, (late production from 3/15/73, with redesigned emission system)
FB33562	1973-1973		ENGINE HARNESS, V8, with unitized distributor and A/C, (early production to 3/15/73, with E.G.R. solenoid switch)
FB35287	1973-1973		ENGINE HARNESS, V8, with unitized distributor and A/C, (late production from 3/15/73, with redesigned emission system)
FB33562N	1973-1973		ENGINE HARNESS, V8, with unitized distributor, (early production to 3/15/73, with E.G.R. solenoid switch)
FB35287N	1973-1973		ENGINE HARNESS, V8, with unitized distributor, (late production from 3/15/73, with redesigned emission system)
FB45390	1974-1974		ENGINE HARNESS, 6 cyl.
FB45154N	1974-1974		ENGINE HARNESS, V8
FB45154	1974-1974		ENGINE HARNESS, V8, with A/C

PART #	YEARS	DATE CODE	DESCRIPTION
FB45490N	1974-1974		ENGINE HARNESS, V8, with H.E.I. distributor
FB45490	1974-1974		ENGINE HARNESS, V8, with H.E.I. distributor and A/C
FB45489N	1974-1974		ENGINE HARNESS, V8, with unitized distributor
FB45489	1974-1974		ENGINE HARNESS, V8, with unitized distributor and A/C
FB50294	1975-1975		ENGINE HARNESS, 6 cyl.
FB55639	1975-1975		ENGINE HARNESS, V8, with A/C and catalytic converter
FB55629	1975-1975		ENGINE HARNESS, V8, with A/C, without catalytic converter
FB55638	1975-1975		ENGINE HARNESS, V8, with catalytic converter
FB55628	1975-1975		ENGINE HARNESS, V8, without catalytic converter
FB60858	1976-1976		ENGINE HARNESS, 6 cyl.
FB50294	1976-1976		ENGINE HARNESS, 6 cyl., with A/C
FB60985	1976-1976		ENGINE HARNESS, V8, with A/C
FB62329	1976-1976		ENGINE HARNESS, V8, without A/C
FB72726	1977-1977		ENGINE HARNESS, V6
FB76188	1977-1977		ENGINE HARNESS, V8, Chevrolet 305 c.i., 350 c.i.
FB73022	1977-1978		ENGINE HARNESS, oil pressure jumper, w/gauges Note: Used with Olds 350 or 403 eng.
FB72727	1977-1978		ENGINE HARNESS, V8, Olds 350 c.i., 403 c.i.
FB72362	1977-1979		ENGINE HARNESS, V8, Pontiac 301 c.i., 400 c.i.
FB86811	1978-1978		ENGINE HARNESS, V6, Buick 231 c.i.
FB89000	1978-1978		ENGINE HARNESS, V8, Chevy 305 c.i., 350 c.i., with California emissions
FB89001	1978-1978		ENGINE HARNESS, V8, Chevy 305 c.i., 350 c.i., with Federal emissions
FB73022	1979-1979		ENGINE HARNESS, oil pressure jumper, w/gauges Note: Used with Olds 403 eng.
FB98745	1979-1979		ENGINE HARNESS, V6, Buick 231 c.i.
FB96928	1979-1979		ENGINE HARNESS, V8, Chevy 305 c.i., 350 c.i.
FB98872	1979-1979		ENGINE HARNESS, V8, Olds 403 c.i.
FB09357	1980-1980		ENGINE HARNESS, V6, Buick 231 c.i.
CA05774	1980-1980		ENGINE HARNESS, V8, Chevy 305 c.i. (LG4)
FB09367	1980-1980		ENGINE HARNESS, V8, Chevy 305 c.i., with rally gauges and tachometer
FB09348	1980-1980		ENGINE HARNESS, V8, Pontiac 265 c.i., 301 c.i.
FB09349	1980-1980		ENGINE HARNESS, V8, Pontiac 265 c.i., 301 c.i., with rally gauges and tachometer
FB09575	1980-1980		ENGINE HARNESS, V8, Pontiac 265 c.i., 301 c.i., with rally gauges, tachometer, and torque converter clutch
FB09574	1980-1980		ENGINE HARNESS, V8, Pontiac 265 c.i., 301 c.i., with torque converter clutch
FB09893	1980-1980		ENGINE HARNESS, V8, Pontiac 301 c.i. turbocharged, with rally gauges and tachometer
38016	1980-1980		ENGINE HARNESS, V8, Pontiac 301 c.i., 4.9L (LU8) turbocharged
FB11505	1981-1981		ENGINE HARNESS, V6, Buick 231 c.i., with rally gauges and tachometer
FB19968	1981-1981		ENGINE HARNESS, V6, Buick 231 c.i., without rally gauges and tachometer
FB19991	1981-1981		ENGINE HARNESS, V8, Chevy 267 c.i., 305 c.i., with rally gauges and tachometer
CA16128	1981-1981		ENGINE HARNESS, V8, Chevy 267 c.i., 305 c.i., without rally gauges and tachometer
FB19962	1981-1981		ENGINE HARNESS, V8, Pontiac 265 c.i., 301 c.i., with rally gauges and tachometer
FB19961	1981-1981		ENGINE HARNESS, V8, Pontiac 265 c.i., 301 c.i., without rally gauges and tachometer
FB19993	1981-1981		ENGINE HARNESS, V8, Pontiac 301 c.i. turbocharged (Canada and export only)
FB19923	1981-1981		ENGINE HARNESS, V8, Pontiac 301 c.i. turbocharged, with rally gauges and tachometer
ENGINE ALTERNATOR CONVERSION KITS			
27555	1969-1969		ALTERNATOR CONVERSION KIT, external regulator to internal "SI" alternator Note: This is a plug-in conversion that can be used with 1985 and earlier "SI" series alternators
37787	1969-1969		ALTERNATOR CONVERSION KIT, external regulator to internal "CS" alternator Note: This is a plug-in conversion that can be used with 1986 and later "CS" series alternators
FRONT LIGHT ALTERNATOR CONVERSION KITS			
37787	1967-1968		ALTERNATOR CONVERSION KIT, external regulator to internal "CS" alternator. Note: This is a plug-in conversion that can be used with 1985 and earlier "CS" series alternators
27555	1967-1968		ALTERNATOR CONVERSION KIT, external regulator to internal "SI" alternator. Note: This is a plug-in conversion that can be used with 1985 and earlier "SI" series alternators

PART #	YEARS	DATE CODE	DESCRIPTION
FRONT LIGHT HARNESSSES			
FB71815	1967-1967		FRONT LIGHT HARNESS, 6 cyl.
FB71957	1967-1967		FRONT LIGHT HARNESS, 6 cyl., with gauges
FB71816	1967-1967		FRONT LIGHT HARNESS, V8
FB71817	1967-1967		FRONT LIGHT HARNESS, V8, with gauges
FB85568C	1968-1968		FRONT LIGHT HARNESS, 6 cyl., 1st design with separate side marker lamp socket.
FB85568	1968-1968		FRONT LIGHT HARNESS, 6 cyl., 2nd design without separate side marker lamp socket.
FB85571C	1968-1968		FRONT LIGHT HARNESS, 6 cyl., with gauges, 1st design with separate side marker lamp socket.
FB85571	1968-1968		FRONT LIGHT HARNESS, 6 cyl., with gauges, with gauges, 2nd design without separate side marker lamp socket.
FB85569C	1968-1968		FRONT LIGHT HARNESS, V8, 1st design with separate side marker lamp socket.
FB85569	1968-1968		FRONT LIGHT HARNESS, V8, 2nd design without separate side marker lamp socket.
FB85570C	1968-1968		FRONT LIGHT HARNESS, V8, with gauges, 1st design with separate side marker lamp socket.
FB85570	1968-1968		FRONT LIGHT HARNESS, V8, with gauges, 2nd design without separate side marker lamp socket.
FB97479	1969-1969		FRONT LIGHT HARNESS, all
FB04358	1970-1971		FRONT LIGHT HARNESS, all
FB04358	1972-1972		FRONT LIGHT HARNESS, all, (does not include parking lamp socket assembly as part of harness)
FB38931	1972-1972		FRONT LIGHT HARNESS, all, (includes parking lamp socket assembly as part of harness)
FB38931	1973-1973		FRONT LIGHT HARNESS, all
FB45249	1974-1974		FRONT LIGHT HARNESS, all
FB50349	1975-1975		FRONT LIGHT HARNESS, all
FB60427	1976-1976		FRONT LIGHT HARNESS, all
FB73189	1977-1977		FRONT LIGHT HARNESS, all
FB73190	1977-1978		FRONT LIGHT HARNESS PARK LAMP JUMPER HARNESS, park lamp to forward lamp harness, (2 required per car)
FB86027	1978-1978		FRONT LIGHT HARNESS, all
FB96911	1979-1979		FRONT LIGHT HARNESS, all
FB09347	1980-1980		FRONT LIGHT HARNESS, all
FB11327	1981-1981		FRONT LIGHT HARNESS, all, with diode taped into windshield wiper connector
FB09347	1981-1981		FRONT LIGHT HARNESS, all, without diode taped into windshield wiper connector
FUEL TANK SENDER HARNESSSES			
CA71184	1967-1968		FUEL TANK SENDER HARNESS
FB99289	1969-1969		FUEL TANK SENDER HARNESS
CA01600	1970-1973		FUEL TANK SENDER HARNESS
36272	1974-1978		FUEL TANK SENDER HARNESS
36269	1979-1981		FUEL TANK SENDER HARNESS
GLOVE BOX LIGHT ASSEMBLIES			
18000	1967-1969		GLOVE BOX LIGHT ASSEMBLY, complete, (socket, bulb and wire)
HEATER HARNESSSES			
PL57230	1969-1969		HEATER HARNESS, without A/C
FB03801	1970-1970		HEATER HARNESS, without A/C
FB14382	1971-1976		HEATER HARNESS, without A/C
NEUTRAL SAFETY SWITCH HARNESSSES			
FB99268	1969-1969		NEUTRAL SAFETY SWITCH HARNESS, from dash harness to clutch switch
FB03796	1970-1972		NEUTRAL SAFETY SWITCH HARNESS, from dash harness to clutch switch
POWER ACCESSORY LEAD WIRES			
40866	1967-1968		POWER ACCESSORY FEED WIRE, horn relay to power window and top circuit breaker
CA71733	1967-1968		POWER ACCESSORY LEAD WIRE, circuit breaker to power window and top harness Note: This is a dual feed wire from the circuit breaker to both power accessory harnesses
CA91582	1969-1969		POWER ACCESSORY LEAD WIRE, circuit breaker to power window, seat or top harness Note: This is a single feed wire from the circuit breaker for power accessory harnesses
FB91585	1969-1969		POWER FEED EXTENSION WIRE, power feed harness #FB90099 to power seat harness #14255
14175	1969-1969		POWER FEED EXTENSION WIRE, power feed harness #FB90099 to power window or top harness

PART #	YEARS	DATE CODE	DESCRIPTION
FB90099	1969-1969		POWER FEED WIRE, fuse block to power feed extension #FB91585 or #14175
FB09485	1970-1978		POWER FEED HARNESS, fuse block to power feed extension
35868	1974-1978		POWER FEED EXTENSION, power feed wire to power window and tachometer
POWER ANTENNA HARNESSES			
FB91730	1969-1969		POWER ANTENNA HARNESS, rear body mounted
POWER SEAT HARNESSES			
14260	1968-1968		POWER SEAT ADJUSTER FEED HARNESS
14255	1968-1969		POWER SEAT HARNESS, 4-way driver's seat
POWER TOP HARNESSES			
CA71716	1967-1968		POWER TOP HARNESS, convertible
FB91725	1969-1969		POWER TOP HARNESS, convertible
POWER TRUNK RELEASE HARNESSES			
FB09541	1970-1972		POWER TRUNK RELEASE HARNESS
POWER WINDOW HARNESSES			
CA71671	1967-1967		POWER WINDOW HARNESS, driver's (LH) door, with under dash crossover
CA71672	1967-1967		POWER WINDOW HARNESS, passenger's (RH) door
CA87506	1967-1969		POWER WINDOW HARNESS, rear quarter window, (2 required per car)
36048	1967-1969		POWER WINDOW SWITCH PIGTAIL WIRES, for single power window switch connector
CA80407	1968-1968		POWER WINDOW HARNESS, driver's (LH) door, with under dash crossover
CA81504	1968-1969		POWER WINDOW HARNESS, passenger's (RH) door
FB98556	1969-1969		POWER WINDOW HARNESS, driver's (LH) door, with under dash crossover
14520	1970-1974		POWER WINDOW HARNESS DOOR EXTENSION, (LH) or (RH) door (2 required per car) Note: Customer must supply original door boot
CA37721	1970-1974		POWER WINDOW HARNESS, console switch to under dash junction Note: Connects to LH door extension and body harness crossover for RH door extension
CA57724	1975-1975		POWER WINDOW HARNESS, console switch to under dash junction Note: Connects to LH door extension and body harness crossover for RH door extension
FB67013	1976-1976		POWER WINDOW AND DOOR LOCK HARNESS, (2 required per car)
CA64665	1976-1981		POWER WINDOW HARNESS DOOR EXTENSION, (LH) or (RH) door, (2 required per car) Note: Customer must supply original door boot
CA67300	1976-1981		POWER WINDOW HARNESS, console switch to under dash junction Note: Connects to LH door extension and body harness crossover for RH door extension
RALLY GAUGE HARNESSES			
FB03630	1970-1972		RALLY GAUGE TEMPERATURE SENDER EXTENSION, engine harness to sender
RAM AIR HARNESSES			
FB04065	1970-1971		RAM AIR HOOD CARB. HARNESS, carb. switch to solenoid harness connection
FB05292	1970-1973		RAM AIR HOOD SOLENOID HARNESS, solenoid to carb. harness connection
REAR BODY HARNESSES			
FB77518	1967-1967		REAR BODY LIGHT HARNESS, convertible
FB77517	1967-1967		REAR BODY LIGHT HARNESS, coupe
FB89914	1968-1968		REAR BODY LIGHT HARNESS, convertible
FB89913	1968-1968		REAR BODY LIGHT HARNESS, coupe
FB91720	1969-1969		REAR BODY HARNESS, dash to qtr. panel, convertible
FB91719	1969-1969		REAR BODY HARNESS, dash to qtr. panel, coupe
FB91721	1969-1969		REAR BODY LIGHT HARNESS, for tail lights
CA07978	1970-1972		REAR BODY HARNESS, dash to qtr. panel
FB09568	1970-1973		REAR BODY LIGHT HARNESS, for tail lights
CA26036	1972-1972		REAR BODY HARNESS, dash to qtr. panel, with seat belt warning
CA26036	1973-1973		REAR BODY HARNESS, dash to qtr. panel
CA40632	1974-1974		REAR BODY HARNESS, dash to quarter panel, with power windows and door locks Note: We tag seat belt interlock connection, as it is not available
FB40631	1974-1976		REAR BODY LIGHT HARNESS, for tail lights
FB56962	1975-1975		REAR BODY HARNESS, dash to qtr. panel, with power door locks

PART #	YEARS	DATE CODE	DESCRIPTION
CA56960	1975-1975		REAR BODY HARNESS, dash to qtr. panel, with power windows
FB56959	1975-1975		REAR BODY HARNESS, dash to qtr. panel, with power windows and door locks
CA57519	1975-1975		REAR BODY HARNESS, dash to qtr. panel, without power windows or locks
FB67012	1976-1976		REAR BODY HARNESS, dash to qtr. panel, with power door locks
FB67009	1976-1976		REAR BODY HARNESS, dash to qtr. panel, with power windows and door locks
CA67010	1976-1977		REAR BODY HARNESS, dash to qtr. panel, with power windows
CA65876	1976-1977		REAR BODY HARNESS, dash to qtr. panel, without power windows and locks
CA67011	1977-1977		REAR BODY HARNESS, dash to qtr. panel, with power door locks
CA67008	1977-1977		REAR BODY HARNESS, dash to qtr. panel, with power windows and locks
FB71047	1977-1978		REAR BODY LIGHT HARNESS, for tail lights
FB86623	1978-1978		REAR BODY HARNESS, dash to qtr. panel, with power windows and door locks
FB96622	1978-1979		REAR BODY HARNESS, dash to qtr. panel, with power door locks
FB80600	1978-1979		REAR BODY HARNESS, dash to qtr. panel, with power windows
FB80579	1978-1981		REAR BODY HARNESS, dash to qtr. panel, without power windows and door locks
CA86621	1979-1979		REAR BODY HARNESS, dash to qtr. panel, without power windows and door locks (export only)
CA86620	1979-1980		REAR BODY HARNESS, dash to qtr. panel, with power door locks (export only)
CA96237	1979-1980		REAR BODY HARNESS, dash to qtr. panel, without power windows and door locks (export only)
CA86236	1979-1981		REAR BODY HARNESS, dash to qtr. panel, without power windows and door locks (export only)
FB98720	1979-1981		REAR BODY LIGHT HARNESS, all with standard tail lights Note: Has 4 large lamp socket holes in tail lamp housings
FB96267	1979-1981		REAR BODY LIGHT HARNESS, all, (export only)
FB98721	1979-1981		REAR BODY LIGHT HARNESS, all, with deluxe tail lights Note: Has 3 large and 2 small light socket holes in tail lamp housings
FB00119	1980-1981		REAR BODY HARNESS, dash to qtr. panel, with power door locks
FB07156	1980-1981		REAR BODY HARNESS, dash to qtr. panel, with power windows
FB07158	1980-1981		REAR BODY HARNESS, dash to qtr. panel, with power windows and door locks
CA00118	1981-1981		REAR BODY HARNESS, dash to qtr. panel, with power door locks (export only)
CA07155	1981-1981		REAR BODY HARNESS, dash to qtr. panel, without power windows and door locks (export only)
CA07157	1981-1981		REAR BODY HARNESS, dash to qtr. panel, without power windows and door locks (export only)
			REAR WINDOW DEFROSTER HARNESSES
CA71668	1967-1967		REAR WINDOW DEFROSTER HARNESS
CA80028	1968-1968		REAR WINDOW DEFROSTER HARNESS
FB91729	1969-1969		REAR WINDOW DEFROSTER HARNESS
FB08506	1970-1976		REAR WINDOW DEFROSTER HARNESS, C50 rear window blower defogger
			SEAT BELT WARNING AND CLUTCH SWITCH
38573	1972-1973		SEAT BELT WARNING AND CLUTCH SWITCH HARNESS, manual transmission
			SPEAKER HARNESSES
CG50858	1967-1968		SPEAKER HARNESS, to single rear deck speaker
CG53526	1967-1969		SPEAKER HARNESS, four speaker stereo
CA70068	1967-1969		SPEAKER HARNESS, front stereo speakers
08210	1967-1969		SPEAKER HARNESS, rear deck stereo speakers
38574	1970-1977		SPEAKER HARNESS, rear seat extension
CA73890	1977-1977		SPEAKER HARNESS, rear seat extension jumper
CA87135	1978-1981		SPEAKER HARNESS, rear seat speaker, mono
			SPEED WARNING HARNESSES
CA71353	1967-1967		SPEED WARNING HARNESS
CA85111	1968-1968		SPEED WARNING HARNESS
FB99161	1969-1969		SPEED WARNING HARNESS
			STEERING COLUMN ADAPTER HARNESSES
36882	1967-1968		STEERING COLUMN ADAPTER HARNESS, for 1969-1976 GM column to stock dash Note: Adapts horn, directionals, hazard flasher to stock 9 pin T/L dash connector
38127	1967-1968		STEERING COLUMN ADAPTER HARNESS, for 1977 and later GM column to stock dash Note: Adapts horn, directionals, hazard flasher to stock 9 pin T/L dash connector

PART #	YEARS	DATE CODE	DESCRIPTION
--------	-------	-----------	-------------

TACHOMETER HARNESSSES

FB73260	1967-1967		TACHOMETER HARNESS, hood mounted tachometer, coil side
FB85963	1968-1968		TACHOMETER HARNESS, hood mounted tachometer, coil side
FB99179	1969-1969		TACHOMETER HARNESS, hood mounted tachometer, coil side
FB95974	1969-1969		TACHOMETER TO COIL WIRE, dash mounted tachometer
FB03708	1970-1971		TACHOMETER HARNESS, dash mounted tachometer
FB18992	1971-1971		TACHOMETER TO COIL WIRE, dash mounted tachometer, with unitized distributor
FB20430	1972-1973		TACHOMETER HARNESS, dash mounted tachometer
FB20431	1972-1973		TACHOMETER HARNESS, dash mounted tachometer, with unitized distributor
FB45278	1974-1974		TACHOMETER HARNESS, dash mounted tach, without unitized or H.E.I. distributor
35869	1974-1974		TACHOMETER HARNESS, dash mounted tachometer, with 75-up H.E.I. distributor
35869	1975-1978		TACHOMETER HARNESS, dash mounted, with H.E.I. distributor
FB99008	1979-1979		TACHOMETER HARNESS, dash mounted, with H.E.I. distributor

TEMPERATURE SENDER JUMPER

PL94115	1969-1969		TEMPERATURE SENDER JUMPER, 6 cyl., with A/C
---------	-----------	--	---

TRANSMISSION CONTROLLED SPARK HARNESSSES

16020	1971-1971		T.C.S. JUMPER HARNESS, 250 c.i., TH350, engine harness to trans.
16005	1971-1971		T.C.S. JUMPER HARNESS, 250 c.i., with power glide, engine harness to trans.
36232	1972-1972		T.C.S. JUMPER HARNESS, 250 c.i., power glide or TH350, engine harness to trans.
36233	1972-1972		T.S.C.S. JUMPER HARNESS, 350 c.i., 3 speed or power glide

TRUNK LIGHT ASSEMBLIES AND WIRING

CA73101	1967-1969		TRUNK LIGHT ASSEMBLY, convertible, with extension wire
CA73100	1967-1969		TRUNK LIGHT ASSEMBLY, coupe, with extension wire
CA03102	1970-1981		TRUNK LIGHT ASSEMBLY, with lead wire and extension wire

TRUNK LIGHT EXTENSION HARNESSSES

CA75274	1967-1969		TRUNK LIGHT EXTENSION WIRE, convertible
CA75252	1967-1969		TRUNK LIGHT EXTENSION WIRE, coupe
CA09532	1970-1977		TRUNK LIGHT EXTENSION WIRE

2 - Battery Cables

BATTERY CABLE JUNCTION BLOCK - POSITIVE

03882795	1967-1968		BATTERY CABLE JUNCTION BLOCK, for positive cable secondary lead
----------	-----------	--	---

BATTERY CABLES - NEGATIVE / GROUND

05555	1967-1968		BATTERY CABLE, neg., 6 cyl., except A/C
05560	1967-1968		BATTERY CABLE, neg., 6 cyl., with A/C
05555	1967-1968		BATTERY CABLE, neg., V8, all
03430	1969-1969		BATTERY CABLE, neg., 6 cyl., all
03430	1969-1969		BATTERY CABLE, neg., V8, all
09840	1970-1970		BATTERY CABLE, neg., 6 cyl., except A/C
03325	1970-1970		BATTERY CABLE, neg., 6 cyl., with A/C
04265	1970-1970		BATTERY CABLE, neg., V8, all
38853	1971-1971		BATTERY CABLE, neg., 350 c.i., 400 c.i., 455 c.i.
38854	1972-1972		BATTERY CABLE, neg., 350 c.i., 400 c.i.
38854	1973-1974		BATTERY CABLE, neg., 350 c.i., 400 c.i., 455 c.i.
38855	1974-1980		BATTERY GROUND CABLE, neg., frame to motor redundant ground
38875	1975-1976		BATTERY CABLE, neg., 350 c.i., 400 c.i., 455 c.i.
38856	1975-1976		BATTERY CABLE, neg., 250 c.i. engine
38875	1977-1977		BATTERY CABLE, neg., 301 c.i., 350 c.i., 400 c.i. Pontiac engine
38875	1977-1979		BATTERY CABLE, neg., 403 c.i. Oldsmobile engine
38830	1977-1980		BATTERY CABLE, neg., 231 c.i. Buick engine
38875	1978-1979		BATTERY CABLE, neg., 301 c.i., 400 c.i. Pontiac engine
38857	1978-1979		BATTERY CABLE, neg., 305 c.i., 350 c.i. Chevrolet engine

PART #	YEARS	DATE CODE	DESCRIPTION
38875	1980-1980		BATTERY CABLE, neg., 265 c.i., 301 c.i. Pontiac engine
38857	1980-1980		BATTERY CABLE, neg., 305 c.i. Chevrolet engine
BATTERY CABLES - POSITIVE			
10700	1967-1968		BATTERY CABLE, pos., 6 cyl., except A/C
09855	1967-1968		BATTERY CABLE, pos., 6 cyl., with A/C
21590	1967-1968		BATTERY CABLE, pos., V8, all
12510	1969-1969		BATTERY CABLE, pos., V8, all
04195	1969-1970		BATTERY CABLE, pos., 6 cyl., all
27640	1970-1970		BATTERY CABLE, pos., V8, except ram air
35957	1970-1970		BATTERY CABLE, pos., V8, with ram air
38852	1971-1971		BATTERY CABLE, pos., 455 c.i., w/LS-5 HO option
41352	1971-1971		BATTERY CABLE, pos., 455 c.i., with L75, except HO option
38852	1972-1972		BATTERY CABLE, pos., 455 c.i., w/LS-5 HO option Note: First design with cloth loom
38426	1972-1972		BATTERY CABLE, pos., 455 c.i., w/LS-5 HO option Note: Second design without cloth loom
38426	1973-1974		BATTERY CABLE, pos., 455 c.i., w/LS-2 SD option
22650	1974-1974		BATTERY CABLE, pos., 250 c.i.
29455	1975-1976		BATTERY CABLE, pos., 250 c.i. engine
38858	1975-1976		BATTERY CABLE, pos., 350 c.i., 400 c.i., 455 c.i., with heavy duty battery
38859	1975-1976		BATTERY CABLE, pos., 350 c.i., 400 c.i., without heavy duty battery
38859	1977-1977		BATTERY CABLE, pos., 301 c.i., 350 c.i., 400 c.i. Pontiac engine
38861	1977-1977		BATTERY CABLE, pos., 350 c.i., 403 c.i. Oldsmobile engine
38860	1977-1979		BATTERY CABLE, pos., 231 c.i. Buick engine
38862	1978-1979		BATTERY CABLE, pos., 301 c.i., 400 c.i. Pontiac engine
38831	1978-1979		BATTERY CABLE, pos., 305 c.i., 350 c.i. Chevrolet engine
38861	1978-1979		BATTERY CABLE, pos., 403 c.i. Oldsmobile engine
38844	1980-1980		BATTERY CABLE, pos., 231 c.i., Buick engine, with A/C
38843	1980-1980		BATTERY CABLE, pos., 231 c.i., Buick engine, without A/C
38863	1980-1980		BATTERY CABLE, pos., 265 c.i., 301 c.i., 301 c.i. Pontiac turbo engine
38831	1980-1980		BATTERY CABLE, pos., 305 c.i. Chevrolet engine

3 - Spark Plugs

ORIGINAL SPARK PLUG WIRE SETS - DATE CODED

2026-663	1967-1967	3-Q-66	SPARK PLUG WIRE SET, L6, all, (OHC)
2026-671	1967-1967	1-Q-67	SPARK PLUG WIRE SET, L6, all, (OHC)
2352-663	1967-1967	3-Q-66	SPARK PLUG WIRE SET, V8, all with A/C
2352-671	1967-1967	1-Q-67	SPARK PLUG WIRE SET, V8, all with A/C
2350-663	1967-1967	3-Q-66	SPARK PLUG WIRE SET, V8, all without A/C
2350-671	1967-1967	1-Q-67	SPARK PLUG WIRE SET, V8, all without A/C
2026-673	1968-1968	3-Q-67	SPARK PLUG WIRE SET, L6, all, (OHC)
2026-681	1968-1968	1-Q-68	SPARK PLUG WIRE SET, L6, all, (OHC)
2354-673	1968-1968	3-Q-67	SPARK PLUG WIRE SET, V8, all
2354-681	1968-1968	1-Q-68	SPARK PLUG WIRE SET, V8, all
2026-683	1969-1969	3-Q-68	SPARK PLUG WIRE SET, L6, all, (OHC)
2026-691	1969-1969	1-Q-69	SPARK PLUG WIRE SET, L6, all, (OHC)
2354-683	1969-1969	3-Q-68	SPARK PLUG WIRE SET, V8, all
2354-691	1969-1969	1-Q-69	SPARK PLUG WIRE SET, V8, all
1016-693	1970-1970	3-Q-69	SPARK PLUG WIRE SET, L6, all
1016-701	1970-1970	1-Q-70	SPARK PLUG WIRE SET, L6, all
2354-693	1970-1970	3-Q-69	SPARK PLUG WIRE SET, V8, all
2354-701	1970-1970	1-Q-70	SPARK PLUG WIRE SET, V8, all
1016-703	1971-1971	3-Q-70	SPARK PLUG WIRE SET, L6, all

PART #	YEARS	DATE CODE	DESCRIPTION
1016-711	1971-1971	1-Q-71	SPARK PLUG WIRE SET, L6, all
2362-703	1971-1971	3-Q-70	SPARK PLUG WIRE SET, V8, all, 455 c.i. HO
2362-711	1971-1971	1-Q-71	SPARK PLUG WIRE SET, V8, all, 455 c.i. HO
2360-703	1971-1971	3-Q-70	SPARK PLUG WIRE SET, V8, Pontiac eng., all, except 455 c.i. HO
2360-711	1971-1971	1-Q-71	SPARK PLUG WIRE SET, V8, Pontiac eng., all, except 455 c.i. HO
1016-713	1972-1972	3-Q-71	SPARK PLUG WIRE SET, L6, all
1016-721	1972-1972	1-Q-72	SPARK PLUG WIRE SET, L6, all
2364-713	1972-1972	3-Q-71	SPARK PLUG WIRE SET, V8, Pontiac eng., all, except unitized distributor
2364-721	1972-1972	1-Q-72	SPARK PLUG WIRE SET, V8, Pontiac eng., all, except unitized distributor
1016-723	1973-1973	3-Q-72	SPARK PLUG WIRE SET, L6, all
1016-731	1973-1973	1-Q-73	SPARK PLUG WIRE SET, L6, all
2364-723	1973-1973	3-Q-72	SPARK PLUG WIRE SET, V8, all, except unitized distributor
2364-731	1973-1973	1-Q-73	SPARK PLUG WIRE SET, V8, all, except unitized distributor
1016-733	1974-1974	3-Q-73	SPARK PLUG WIRE SET, L6, all
1016-741	1974-1974	1-Q-74	SPARK PLUG WIRE SET, L6, all
2364-733	1974-1974	3-Q-73	SPARK PLUG WIRE SET, V8, all, except unitized distributor
2364-741	1974-1974	1-Q-74	SPARK PLUG WIRE SET, V8, all, except unitized distributor

ORIGINAL SPARK PLUG WIRE SETS - REPRODUCTION - NOT DATE CODED

2368-999	1974-1974	NOT	SPARK PLUG WIRE SET, V8, all, with H.E.I.
2370-999	1975-1976	NOT	SPARK PLUG WIRE SET, V8, all
2374-999	1977-1977	NOT	SPARK PLUG WIRE SET, V8, all 301 c.i.
2370-999	1977-1977	NOT	SPARK PLUG WIRE SET, V8, all 350 c.i. (P code) and 400 c.i.
2372-999	1977-1977	NOT	SPARK PLUG WIRE SET, V8, all 350 c.i. (R code) and 403 c.i.
1244-999	1978-1978	NOT	SPARK PLUG WIRE SET, V8, all 305 and 350 c.i. (THESE ARE REPRODUCTION BUT ARE NOT DATE CODED)
2376-999	1978-1978	NOT	SPARK PLUG WIRE SET, V8, all 403 c.i.
2371-999	1978-1979	NOT	SPARK PLUG WIRE SET, V8, 400 c.i.
2374-999	1979-1979	NOT	SPARK PLUG WIRE SET, V8, all 301 c.i.
1256-999	1979-1979	NOT	SPARK PLUG WIRE SET, V8, all 305 and 350 c.i. (THESE ARE REPRODUCTION BUT ARE NOT DATE CODED)
2378-999	1979-1979	NOT	SPARK PLUG WIRE SET, V8, all 403 c.i.
1260-999	1980-1980	NOT	SPARK PLUG WIRE SET, V8, all 267, 305 and 350 c.i. with California emissions option (THESE ARE REPRODUCTION BUT ARE NOT DATE CODED)
1256-999	1980-1980	NOT	SPARK PLUG WIRE SET, V8, all 267, 305 and 350 c.i. without California emissions option (THESE ARE REPRODUCTION BUT ARE NOT DATE CODED)
2374-999	1980-1981	NOT	SPARK PLUG WIRE SET, V8, all 265 and 301 c.i., without turbo
2382-999	1980-1981	NOT	SPARK PLUG WIRE SET, V8, all 301 c.i., with turbo
1260-999	1981-1981	NOT	SPARK PLUG WIRE SET, V8, all 267, 305 and 350 c.i. (THESE ARE REPRODUCTION BUT ARE NOT DATE CODED)
1258-999	1982-1982	NOT	SPARK PLUG WIRE SET, V8, all with cross fire injection (THESE ARE REPRODUCTION BUT ARE NOT DATE CODED)
1264-999	1982-1982	NOT	SPARK PLUG WIRE SET, V8, without cross fire injection

4 - Switches & Parts

BACKUP LIGHT SWITCHES

01993420	1967-1967	BACKUP LIGHT SWITCH ASSEMBLY, 326 c.i. 3 speed trans. only
01993420	1967-1967	BACKUP LIGHT SWITCH ASSEMBLY, all 4 speed trans.
39504	1967-1967	BACKUP SWITCH MOUNTING KIT, muncie 4 speed, includes bracket, shield, rod, clips, screws and washers
03943657	1969-1972	BACKUP LIGHT SWITCH, manual trans.
03943657	1973-1981	BACKUP LIGHT SWITCH, manual trans., (service part)

Note: This part number is not 100% correct in appearance for this application, although it will operate correctly. This application was serviced by GM part number 06270695.

BREAKERLESS SE IGNITION SYSTEM

38131	1967-1974	BREAKERLESS SE IGNITION SYSTEM, GM V8 point conversion kit Note: Replaces stock points with an electronic SE ignition module
-------	-----------	--

CIRCUIT BREAKERS

04850166	1967-1969	CIRCUIT BREAKER, 30 amp for p/windows or p/top
----------	-----------	--

PART #	YEARS	DATE CODE	DESCRIPTION
--------	-------	-----------	-------------

04850166 1976-1979 CIRCUIT BREAKER, 30 amp for p/windows or p/locks

COURTESY LIGHT HARNESSES BRACKET

04876930 1967-1968 MOUNTING BRACKET, for under dash courtesy light harness lamp socket, (2 required per car)

HEADLIGHT SETS T-3 SEALED BEAM

SB6871S 1967-1969 SEALED BEAM HEADLIGHT SET, GUIDE 12V "T3" style, for dual beam headlight setup
Note: Set contains 2 hi/low beam and 2 hi beam headlights

HORN RELAYS

500909 1974-1980 HORN RELAY, 3 position (GM # 00370113)

IGNITION SWITCHES

01990110 1971-1992 IGNITION SWITCH, all, with tilt

01990109 1971-1992 IGNITION SWITCH, all, without tilt

NEUTRAL SAFETY SWITCHES

03900503 1967-1967 NEUTRAL SAFETY / BACKUP LIGHT SWITCH, console shift powerglide auto. trans.

03909591 1967-1967 NEUTRAL SAFETY / BACKUP LIGHT SWITCH, console shift TH350-400 auto. trans.

01994235 1969-1973 NEUTRAL SAFETY / BACKUP LIGHT SWITCH, column shift auto. trans.

03983965 1970-1971 NEUTRAL SAFETY SWITCH ASSEMBLY, 4 speed manual trans., clutch pedal mounted

03983965 1973-1974 NEUTRAL SAFETY SWITCH ASSEMBLY, manual trans., clutch pedal mounted

01994163 1974-1979 NEUTRAL SAFETY / BACKUP LIGHT SWITCH, column shift auto. trans.

03983965 1976-1978 NEUTRAL SAFETY SWITCH ASSEMBLY, 3 speed manual trans., clutch pedal mounted

01994223 1982-1997 NEUTRAL SAFETY / BACKUP LIGHT SWITCH, console shift auto. trans.

POWER CONVERTIBLE TOP SWITCHES

03906118 1967-1968 POWER CONVERTIBLE TOP SWITCH

Note: Sold as a complete assembly, includes the switch, mounting housing and retaining clips

POWER WINDOW SWITCHES

04432791 1967-1969 POWER WINDOW SWITCH ASSEMBLY, 4 button, round corner style, chrome

04432790 1967-1969 POWER WINDOW SWITCH ASSEMBLY, single button, round corner style, chrome

TEMPERATURE SENDING SWITCHES

06402383 1967-1970 TEMPERATURE SENDING UNIT, all, with gauge

01513321 1971-1971 TEMPERATURE SENDING UNIT, all, with gauge, with "T" type terminal connection

Note: Requires a 56 series female terminal and connector

TURN SIGNAL SWITCHES

05698897 1967-1968 TURN SIGNAL SWITCH, all with column shift auto. trans., with and without tilt, "DELCO-GUIDE" type

Note: Emergency flasher actuator hole in outer collar has a "D" shape

05698520US 1967-1968 TURN SIGNAL SWITCH, all, **DELCO GUIDE TOOLING**, (includes lead wiring), all ex: corning lamps w/"BOYNE" type

Note: Emergency flasher actuator hole in outer collar has a "O" shape

07800482 1967-1968 TURN SIGNAL SWITCH, all, without column shift auto. trans., with and without tilt, (except tilt and telescopic), without cornering lamps, "DELCO-GUIDE" type

Note: Emergency flasher actuator hole in outer collar is round

01997963 1969-1969 TURN SIGNAL SWITCH, without cornering lights, (includes lead wiring)

01997963 1970-1970 TURN SIGNAL SWITCH, without cornering lights, without tilt, (includes lead wiring)

01997963 1971-1976 TURN SIGNAL SWITCH, without cornering lights, (includes lead wiring)

01997983 1977-1981 TURN SIGNAL SWITCH, (includes lead wiring)

WINDSHIELD WIPER SWITCHES

01993372 1967-1968 WIPER SWITCH

6 - Harness Repair

VARIOUS HARNESS REPAIR ITEMS

R0067108 HARNESS TAPE, 1.25" vinyl, (100 ft. roll), non-adhesive

PM485-007 HARNESS TAPE, black, 1.25" cloth adhesive, (100 ft. roll)

PM451-001 LOOM .133" I.D. asphalt, (sold by the foot)

34620 TEMPERATURE SENDER UNIT WIRE REPAIR KIT, single wire

PART #	YEARS	DATE CODE	DESCRIPTION
--------	-------	-----------	-------------

1 - Wiring Harnesses

AIR CONDITIONING COMPRESSOR EXTENSION HARNESSSES

FB72367 1977-1977 AIR CONDITIONING COMPRESSOR EXTENSION HARNESS, V8, used with 350 or 400 Pontiac engines

AIR CONDITIONING HARNESSSES

02270	1956-1956	AIR CONDITIONING HARNESS
02595	1957-1957	AIR CONDITIONING HARNESS
02780	1958-1958	AIR CONDITIONING HARNESS
06260	1958-1959	AIR CONDITIONING EXTENSION HARNESS, clutch wire, with "Cool Pack"
03735	1958-1961	AIR CONDITIONING EXTENSION HARNESS, 6 cyl., compressor adapter
02870	1959-1959	AIR CONDITIONING HARNESS, with "Circulaire"
02915	1959-1959	AIR CONDITIONING HARNESS, with "Cool Pack"
03220	1960-1960	AIR CONDITIONING HARNESS, with "Circulaire"
03170	1960-1960	AIR CONDITIONING HARNESS, with "Cool Pack"
03605	1961-1961	AIR CONDITIONING HARNESS, with "Circulaire"
03585	1961-1961	AIR CONDITIONING HARNESS, with "Cool Pack"
03835	1962-1962	AIR CONDITIONING HARNESS, with "Cool Pack", (universal)
04425	1963-1963	AIR CONDITIONING HARNESS, field installed
05180	1964-1964	AIR CONDITIONING HARNESS, factory installed
04585	1964-1964	AIR CONDITIONING HARNESS, field installed
05820	1965-1965	AIR CONDITIONING HARNESS, field installed
05725	1965-1965	AIR CONDITIONING HARNESS, standard
05880	1965-1965	AIR CONDITIONING HARNESS, with automatic temperature control A/C
42281	1966-1966	AIR CONDITIONING HARNESS, standard, dash side
42280	1966-1966	AIR CONDITIONING HARNESS, standard, engine side
40147	1967-1967	AIR CONDITIONING HARNESS, dash side
38385	1969-1972	AIR CONDITIONING EXTENSION HARNESS, Grand Prix, dash side, w/o heated rear glass (used with 38384)
38384	1969-1972	AIR CONDITIONING HARNESS, Grand Prix, engine side, w/o heated rear glass (used with 38385)
38178	1970-1970	AIR CONDITIONING HARNESS, Grand Prix, dash side, with heated rear glass (used with 38177)
38177	1970-1970	AIR CONDITIONING HARNESS, Grand Prix, engine side, with heated rear glass (used with 38178)
40663	1973-1974	AIR CONDITIONING HARNESS, dash side
40664	1973-1974	AIR CONDITIONING HARNESS, engine side
37627	1975-1975	AIR CONDITIONING HARNESS, Grand Prix, engine side

ALTERNATOR CONVERSION KITS

37787	1969-1970	ALTERNATOR CONVERSION KIT, external regulator to internal "CS" alternator Note: This is a plug-in conversion that can be used with 1986 and later "CS" series alternators
27555	1969-1970	ALTERNATOR CONVERSION KIT, external regulator to internal "SI" alternator Note: This is a plug-in conversion that can be used with 1985 and earlier "SI" series alternators

ASSEMBLY MANUALS

38571 1969-1969 FACTORY ASSEMBLY MANUAL, Grand Prix, containing detailed assembly and part information

BACKUP LIGHT HARNESSSES

PL10230	1968-1968	BACKUP LIGHT EXTENSION HARNESS, manual trans., dash harness side to engine compartment, (mates with PL10225 to complete backup light circuit)
PL10225	1968-1968	BACKUP LIGHT SWITCH EXTENSION HARNESS, manual trans., from engine compartment side to switch, (mates with PL10230 to complete backup light circuit)

CIGARETTE LIGHTER HARNESSSES

510499 1955-1964 CIGARETTE LIGHTER JUMPER HARNESS, fused

CLOCK HARNESSSES

40499 1967-1968 LAMP WIRE, Clock

CONSOLE HARNESSSES

42284	1963-1963	CONSOLE HARNESS, front half, auto. trans.
40872	1963-1963	CONSOLE HARNESS, rear half, auto. trans.
05595	1964-1964	CONSOLE HARNESS, auto. trans.

PART #	YEARS	DATE CODE	DESCRIPTION
36836	1964-1964		CONSOLE HARNESS, manual trans.
06190	1965-1965		CONSOLE HARNESS, auto. trans.
00970	1965-1965		CONSOLE HARNESS, manual trans.
09555	1966-1966		CONSOLE HARNESS, manual trans.
10045	1966-1968		CONSOLE HARNESS, auto. trans.
11135	1967-1968		CONSOLE HARNESS, manual trans.
COURTESY LIGHT HARNESSES			
32405	1959-1959		COURTESY LIGHT HARNESS, roof rail lamp, Bonneville 2 door sport coupe
32410	1959-1959		COURTESY LIGHT HARNESS, roof rail lamp, Bonneville 4 door Vista
32410	1959-1959		COURTESY LIGHT HARNESS, roof rail lamp, Star Chief 4 door Vista
08030	1965-1966		COURTESY LIGHT HARNESS, roof rail lamp, Bonneville & Star Chief 4 door Vista
DASH / INSTRUMENT PANEL HARNESSES			
02210	1955-1955		DASH and ENGINE COMPARTMENT HARNESS, with directional signals
02265	1956-1956		DASH and ENGINE COMPARTMENT HARNESS, with directional signals
02420	1957-1957		DASH and ENGINE COMPARTMENT HARNESS
02675	1958-1958		DASH and ENGINE COMPARTMENT HARNESS
00985	1959-1959		DASH and ENGINE COMPARTMENT HARNESS, with A/C Note: Customer must supply original fuse box
02795	1959-1959		DASH and ENGINE COMPARTMENT HARNESS, without A/C Note: Customer must supply original fuse box
03060	1960-1960		DASH and ENGINE COMPARTMENT HARNESS, with A/C Note: Customer must supply original fuse box
03225	1960-1960		DASH and ENGINE COMPARTMENT HARNESS, with manual control heater Note: Customer must supply original fuse box
03055	1960-1960		DASH and ENGINE COMPARTMENT HARNESS, with push button control heater Note: Customer must supply original fuse box
03455	1961-1961		DASH and ENGINE COMPARTMENT HARNESS, with A/C Note: Customer must supply original fuse box
03445	1961-1961		DASH and ENGINE COMPARTMENT HARNESS, with manual control heater Note: Customer must supply original fuse box
03450	1961-1961		DASH and ENGINE COMPARTMENT HARNESS, with push button control heater Note: Customer must supply original fuse box
03440	1961-1962		DASH INSTRUMENT CLUSTER EXTENSION HARNESS
04040	1962-1962		DASH and ENGINE COMPARTMENT HARNESS, with A/C and alternator Note: Customer must supply original fuse box
03780	1962-1962		DASH and ENGINE COMPARTMENT HARNESS, with A/C and generator Note: Customer must supply original fuse box
03775	1962-1962		DASH and ENGINE COMPARTMENT HARNESS, with push button control heater Note: Customer must supply original fuse box
04310	1963-1963		DASH and ENGINE HARNESS, with A/C Note: Customer must supply original fuse box
04065	1963-1963		DASH and ENGINE HARNESS, without A/C Note: Customer must supply original fuse box
04545	1964-1964		DASH HARNESS, column shift auto. or all manual trans. Note: Customer must supply original fuse box and bulkhead connector
04550	1964-1964		DASH HARNESS, column shift auto. or all manual trans., with A/C Note: Customer must supply original fuse box and bulkhead connector
05120	1964-1964		DASH HARNESS, console shift auto. trans. Note: Customer must supply original fuse box and bulkhead connector
05125	1964-1964		DASH HARNESS, console shift auto. trans., with A/C Note: Customer must supply original fuse box and bulkhead connector
00975	1965-1965		DASH HARNESS, column shift auto. or all manual trans. Note: Customer must supply original fuse box
09265	1965-1965		DASH HARNESS, column shift auto. or all manual trans., with Auto Temp Control A/C Note: Customer must supply original fuse box and bulkhead connector
05980	1965-1965		DASH HARNESS, column shift auto. or all manual trans., with standard A/C Note: Customer must supply original fuse box and bulkhead connector
05990	1965-1965		DASH HARNESS, console shift auto. trans. Note: Customer must supply original fuse box and bulkhead connector

PART #	YEARS	DATE CODE	DESCRIPTION
00980	1965-1965		DASH HARNESS, console shift auto. trans., with Auto Temp Control A/C Note: Customer must supply original fuse box and bulkhead connector
05985	1965-1965		DASH HARNESS, console shift auto. trans., with standard A/C Note: Customer must supply original fuse box and bulkhead connector
09335	1966-1966		DASH HARNESS, column shift auto. or all manual trans. Note: Customer must supply original fuse box
09350	1966-1966		DASH HARNESS, column shift auto. or all manual trans., with gauges Note: Customer must supply original fuse box and bulkhead connector
09340	1966-1966		DASH HARNESS, console shift auto. trans. Note: Customer must supply original fuse box and bulkhead connector
09355	1966-1966		DASH HARNESS, console shift auto. trans., with gauges Note: Customer must supply original fuse box and bulkhead connector
10360	1967-1967		DASH HARNESS, column shift auto. or all manual trans. Note: Customer must supply original fuse box
10515	1967-1967		DASH HARNESS, column shift auto. or all manual trans., with gauges Note: Customer must supply original fuse box and bulkhead connector
10365	1967-1967		DASH HARNESS, console shift auto. trans. Note: Customer must supply original fuse box and bulkhead connector
10520	1967-1967		DASH HARNESS, console shift auto. trans., with gauges Note: Customer must supply original fuse box and bulkhead connector
11330	1968-1968		DASH HARNESS, column shift auto. or all manual trans.
11340	1968-1968		DASH HARNESS, column shift auto. or all manual trans., with gauges
11335	1968-1968		DASH HARNESS, console shift auto. trans.
11345	1968-1968		DASH HARNESS, console shift auto. trans., with gauges
13530	1969-1969		DASH HARNESS, Grand Prix
13535	1969-1969		DASH HARNESS, Grand Prix, with gauges
12810	1969-1969		DASH HARNESS, Passenger
12815	1969-1969		DASH HARNESS, Passenger, with gauges
15845	1970-1970		DASH HARNESS, Grand Prix
15850	1970-1970		DASH HARNESS, Grand Prix, with gauges
15835	1970-1970		DASH HARNESS, Passenger
15840	1970-1970		DASH HARNESS, Passenger, with gauges
16670	1971-1971		DASH HARNESS, Grand Prix, with gauges
16225	1971-1971		DASH HARNESS, Grand Prix, with warning lights
16215	1971-1971		DASH HARNESS, Passenger, all
DOMELIGHT HARNESSES			
32400	1959-1959		DOMELIGHT FEED AND GROUND, Bonneville 4 door Safari
32400	1959-1959		DOMELIGHT FEED AND GROUND, Catalina 2 door sport coupe
32400	1959-1959		DOMELIGHT FEED AND GROUND, Catalina 2 door sport sedan
32400	1959-1959		DOMELIGHT FEED AND GROUND, Catalina 4 door sedan
32400	1959-1959		DOMELIGHT FEED AND GROUND, Catalina 4 door Safari
32400	1959-1959		DOMELIGHT FEED AND GROUND, Star Chief 2 door sport sedan
32400	1959-1959		DOMELIGHT FEED AND GROUND, Star Chief 4 door sedan
08005	1965-1967		DOMELIGHT HARNESS
40738	1971-1973		DOMELIGHT HARNESS, dome and reading lamp jumper harness, all except convertible
ENGINE / STARTER HARNESSES			
05190	1964-1964		ENGINE HARNESS, V8, with A/C and original 2 wire voltage regulator Note: Requires use of customer's original bulkhead connector
36214	1964-1964		ENGINE HARNESS, V8, with A/C and updated 4 wire voltage regulator Note: Requires use of customer's original bulkhead connector
04555	1964-1964		ENGINE HARNESS, V8, with original 2 wire voltage regulator Note: Requires use of customer's original bulkhead connector
36213	1964-1964		ENGINE HARNESS, V8, with updated 4 wire voltage regulator Note: Requires use of customer's original bulkhead connector
06050	1965-1965		ENGINE HARNESS, V8, with Auto Temp Control A/C and original 2 wire voltage regulator Note: Requires use of customer's original bulkhead connector

PART #	YEARS	DATE CODE	DESCRIPTION
36217	1965-1965		ENGINE HARNESS, V8, with Auto Temp Control A/C and updated 4 wire voltage regulator Note: Requires use of customer's original bulkhead connector
05925	1965-1965		ENGINE HARNESS, V8, with original 2 wire voltage regulator Note: Requires use of customer's original bulkhead connector
05930	1965-1965		ENGINE HARNESS, V8, with standard A/C and original 2 wire voltage regulator Note: Requires use of customer's original bulkhead connector
36216	1965-1965		ENGINE HARNESS, V8, with standard A/C and updated 4 wire voltage regulator Note: Requires use of customer's original bulkhead connector
36215	1965-1965		ENGINE HARNESS, V8, with updated 4 wire voltage regulator Note: Requires use of customer's original bulkhead connector
09550	1966-1966		ENGINE HARNESS, V8, with Auto Temp Control A/C and original 2 wire voltage regulator Note: Requires use of customer's original bulkhead connector
36220	1966-1966		ENGINE HARNESS, V8, with Auto Temp Control A/C and updated 4 wire voltage regulator Note: Requires use of customer's original bulkhead connector
09345	1966-1966		ENGINE HARNESS, V8, with original 2 wire voltage regulator Note: Requires use of customer's original bulkhead connector
09545	1966-1966		ENGINE HARNESS, V8, with standard A/C and original 2 wire voltage regulator Note: Requires use of customer's original bulkhead connector
36219	1966-1966		ENGINE HARNESS, V8, with standard A/C and updated 4 wire voltage regulator Note: Requires use of customer's original bulkhead connector
36218	1966-1966		ENGINE HARNESS, V8, with updated 4 wire voltage regulator Note: Requires use of customer's original bulkhead connector
10240	1967-1967		ENGINE HARNESS, V8, with Auto Temp Control A/C and original 2 wire voltage regulator Note: Requires use of customer's original bulkhead connector
36223	1967-1967		ENGINE HARNESS, V8, with Auto Temp Control A/C and updated 4 wire voltage regulator Note: Requires use of customer's original bulkhead connector
10230	1967-1967		ENGINE HARNESS, V8, with original 2 wire voltage regulator Note: Requires use of customer's original bulkhead connector
10235	1967-1967		ENGINE HARNESS, V8, with standard A/C and original 2 wire voltage regulator Note: Requires use of customer's original bulkhead connector
36222	1967-1967		ENGINE HARNESS, V8, with standard A/C and updated 4 wire voltage regulator Note: Requires use of customer's original bulkhead connector
10290	1967-1967		ENGINE HARNESS, V8, with T.I. and original 2 wire voltage regulator Note: Requires use of customer's original bulkhead connector
36224	1967-1967		ENGINE HARNESS, V8, with T.I. and updated 4 wire voltage regulator Note: Requires use of customer's original bulkhead connector
10300	1967-1967		ENGINE HARNESS, V8, with T.I., Auto Temp Control A/C and original 2 wire voltage regulator Note: Requires use of customer's original bulkhead connector
36226	1967-1967		ENGINE HARNESS, V8, with T.I., Auto Temp Control A/C and updated 4 wire voltage regulator Note: Requires use of customer's original bulkhead connector
10295	1967-1967		ENGINE HARNESS, V8, with T.I., standard A/C and original 2 wire voltage regulator Note: Requires use of customer's original bulkhead connector
36225	1967-1967		ENGINE HARNESS, V8, with T.I., standard A/C and updated 4 wire voltage regulator Note: Requires use of customer's original bulkhead connector
36221	1967-1967		ENGINE HARNESS, V8, with updated 4 wire voltage regulator Note: Requires use of customer's original bulkhead connector
11350	1968-1968		ENGINE HARNESS, V8, with A/C and original 2 wire voltage regulator
36228	1968-1968		ENGINE HARNESS, V8, with A/C and updated 4 wire voltage regulator
12175	1968-1968		ENGINE HARNESS, V8, with internal regulator
12180	1968-1968		ENGINE HARNESS, V8, with internal regulator and A/C
11355	1968-1968		ENGINE HARNESS, V8, with original 2 wire voltage regulator
36227	1968-1968		ENGINE HARNESS, V8, with updated 4 wire voltage regulator
PL40805	1969-1969		ENGINE HARNESS, Grand Prix, V8
PL40815	1969-1969		ENGINE HARNESS, Grand Prix, V8, with internal regulator
12840	1969-1969		ENGINE HARNESS, Passenger, V8
12845	1969-1969		ENGINE HARNESS, Passenger, V8, with gauges
12860	1969-1969		ENGINE HARNESS, Passenger, V8, with heavy duty alternator (62 amp)
13480	1969-1969		ENGINE HARNESS, Passenger, V8, with heavy duty alternator (62 amp) and gauges
12850	1969-1969		ENGINE HARNESS, Passenger, V8, with internal regulator
12855	1969-1969		ENGINE HARNESS, Passenger, V8, with internal regulator and gauges

PART #	YEARS	DATE CODE	DESCRIPTION
PL40885	1970-1970		ENGINE HARNESS, Grand Prix, V8, auto. trans.
PL40905	1970-1970		ENGINE HARNESS, Grand Prix, V8, manual trans.
13705	1970-1970		ENGINE HARNESS, Passenger, V8, auto. trans.
15580	1970-1970		ENGINE HARNESS, Passenger, V8, auto. trans. and heavy duty alternator (62 amp)
13700	1970-1970		ENGINE HARNESS, Passenger, V8, auto. trans., with gauges
13650	1970-1970		ENGINE HARNESS, Passenger, V8, manual trans.
13710	1970-1970		ENGINE HARNESS, Passenger, V8, manual trans. and heavy duty alternator (62 amp)
13690	1970-1970		ENGINE HARNESS, Passenger, V8, manual trans., with gauges
16075	1971-1971		ENGINE HARNESS, Grand Prix, V8, all with unitized distributor
16065	1971-1971		ENGINE HARNESS, Grand Prix, V8, auto. trans.
37984	1971-1971		ENGINE HARNESS, Grand Prix, V8, auto. trans., with A/C
PL40985	1971-1971		ENGINE HARNESS, Grand Prix, V8, manual trans.
PL42115	1971-1971		ENGINE HARNESS, Grand Prix, V8, manual trans., with A/C
16070	1971-1971		ENGINE HARNESS, Passenger, V8, 350 c.i., auto. trans.
15915	1971-1971		ENGINE HARNESS, Passenger, V8, 350 c.i., manual trans.
16705	1971-1971		ENGINE HARNESS, Passenger, V8, all with unitized distributor
16945	1972-1972		ENGINE HARNESS, Grand Prix, V8
PL42155	1972-1972		ENGINE HARNESS, Grand Prix, V8, with unitized distributor
16955	1972-1972		ENGINE HARNESS, Passenger, V8
16970	1972-1972		ENGINE HARNESS, Passenger, V8, with unitized distributor
PL42215	1973-1973		ENGINE HARNESS, V8
PL42225	1973-1973		ENGINE HARNESS, V8, with unitized distributor
PL42265	1974-1974		ENGINE HARNESS, V8
PL42275	1974-1974		ENGINE HARNESS, V8, with unitized distributor
38320	1977-1977		ENGINE HARNESS, V8, with Pontiac 301 or 400 engine and M-40 turbo 400 Trans. Note: This will not fit an Olds 403 engine
FB72362	1977-1977		ENGINE HARNESS, V8, with Pontiac 301 or 400 engine. Note: This will not fit an Olds 403 engine
FRONT LIGHT ALTERNATOR CONVERSION KITS			
27555	1969-1970		ALTERNATOR CONVERSION KIT, external regulator to internal "SI" alternator Note: This is a plug-in conversion that can be used with 1985 and earlier "SI" series alternators
37787	1969-1970		ALTERNATOR CONVERSION KIT, external regulator to internal "CS" alternator Note: This is a plug-in conversion that can be used with 1986 and later "CS" series alternators
FRONT LIGHT HARNESSES			
04060	1963-1963		FRONT LIGHT HARNESS
04560	1964-1964		FRONT LIGHT HARNESS Note: Requires use of customer's original bulkhead connector
05615	1965-1965		FRONT LIGHT HARNESS Note: Requires use of customer's original bulkhead connector
09360	1966-1966		FRONT LIGHT HARNESS Note: Requires use of customer's original bulkhead connector
10310	1967-1967		FRONT LIGHT HARNESS, Grand Prix Note: Requires use of customer's original bulkhead connector
10305	1967-1967		FRONT LIGHT HARNESS, Passenger Note: Requires use of customer's original bulkhead connector
11365	1968-1968		FRONT LIGHT HARNESS, Grand Prix
11360	1968-1968		FRONT LIGHT HARNESS, Passenger
12905	1969-1969		FRONT LIGHT HARNESS, Grand Prix
13400	1969-1969		FRONT LIGHT HARNESS, Passenger
13620	1970-1970		FRONT LIGHT HARNESS, Grand Prix
13625	1970-1970		FRONT LIGHT HARNESS, Grand Prix, with cornering lights
13695	1970-1970		FRONT LIGHT HARNESS, Passenger
15900	1971-1971		FRONT LIGHT HARNESS, Grand Prix
15895	1971-1971		FRONT LIGHT HARNESS, Passenger
FUEL TANK SENDER HARNESSES			

PART #	YEARS	DATE CODE	DESCRIPTION
40669	1974-1977		FUEL TANK SENDER WIRE
GAUGE PANEL HARNESSSES			
07105	1964-1964		GAUGE panel HARNESS, with auxiliary gauges
06240	1965-1965		GAUGE panel HARNESS, with auxiliary gauges
LAMP AND LIGHT ASSEMBLIES			
04270	1963-1963		LAMP EXTENSION HARNESS, dash harness to ammeter, clock & gas gauge lights
05765	1965-1965		LAMP EXTENSION HARNESS, dash harness to clock
06185	1965-1965		LAMP EXTENSION HARNESS, dash harness to console mounted vacuum gauge
09595	1966-1966		LAMP EXTENSION HARNESS, dash harness to heater or A/C control panel indicator
39301	1969-1969		LAMP EXTENSION HARNESS, Grand Prix, dash harness to clock or in dash tach
39301	1972-1972		LAMP EXTENSION HARNESS, dash harness to clock
NEUTRAL SAFETY SWITCH HARNESSSES			
FB99268	1969-1971		NEUTRAL SAFETY SWITCH HARNESS, Grand Prix, from dash harness to clutch switch
FB99268	1969-1972		NEUTRAL SAFETY SWITCH HARNESS, Passenger, from dash harness to clutch switch
POWER DOOR LOCK HARNESS			
CH04453	1970-1970		POWER LOCK HARNESS, driver side door, 2 door hardtop and convertible models
CH04454	1970-1970		POWER LOCK HARNESS, passenger side door, 2 door hardtop and convertible models
POWER SEAT HARNESSSES			
08790	1961-1961		POWER SEAT CIRCUIT BREAKER FEED WIRE
POWER TAILGATE HARNESSSES			
06515	1963-1963		POWER TAILGATE JUMPER HARNESS, Bonneville 4 door Safari
06515	1963-1963		POWER TAILGATE JUMPER HARNESS, Catalina 4 door Safari
POWER WINDOW HARNESSSES			
*INFO_18			Note: SOME POWER WINDOW HARNESSSES WILL REQUIRE REUSE OF A CUSTOMER'S ORIGINAL HARNESS CONNECTORS
08530	1959-1959		POWER WINDOW HARNESS, Bonneville sport coupe, front door and rear qtr. window, right side
08530	1959-1959		POWER WINDOW HARNESS, Catalina sport coupe, front door and rear qtr. window, right side
08520	1959-1960		POWER WINDOW HARNESS JUMPER, left to right side door and qtr. window
08765	1961-1962		POWER WINDOW HARNESS, front left and right doors
08945	1962-1964		POWER WINDOW HARNESS, Bonneville 4 door Safari wagon, left rear door
08940	1962-1964		POWER WINDOW HARNESS, Bonneville 4 door Safari wagon, right rear door
08945	1962-1964		POWER WINDOW HARNESS, Catalina 4 door sedan, left rear door
08940	1962-1964		POWER WINDOW HARNESS, Catalina 4 door sedan, right rear door
08945	1962-1964		POWER WINDOW HARNESS, Star Chief 4 door sedan, left rear door
08940	1962-1964		POWER WINDOW HARNESS, Star Chief 4 door sedan, right rear door
06640	1963-1963		POWER WINDOW HARNESS, Bonneville sport coupe, left rear qtr. window
06635	1963-1963		POWER WINDOW HARNESS, Bonneville sport coupe, right rear qtr. window
06640	1963-1963		POWER WINDOW HARNESS, Catalina sport coupe, left rear qtr. window
06635	1963-1963		POWER WINDOW HARNESS, Catalina sport coupe, right rear qtr. window
06640	1963-1963		POWER WINDOW HARNESS, Grand Prix sport coupe, left rear qtr. window
06635	1963-1963		POWER WINDOW HARNESS, Grand Prix sport coupe, right rear qtr. window
06630	1963-1963		POWER WINDOW HARNESS, Impala convertible, left rear qtr. window
06625	1963-1964		POWER WINDOW HARNESS, Bonneville convertible, right rear qtr. window
06630	1963-1964		POWER WINDOW HARNESS, Catalina convertible, left rear qtr. window
06625	1963-1964		POWER WINDOW HARNESS, Catalina convertible, right rear qtr. window
06620	1963-1964		POWER WINDOW HARNESS, Catalina sport sedan, left rear qtr. window
06615	1963-1964		POWER WINDOW HARNESS, Catalina sport sedan, right rear qtr. window
09045	1963-1964		POWER WINDOW HARNESS, front left and right doors
07170	1963-1964		POWER WINDOW MOTOR EXTENSION, rear qtr. window, (2 required per car)
06630	1964-1964		POWER WINDOW HARNESS, Bonneville convertible, left rear qtr. window
07370	1965-1966		POWER WINDOW HARNESS, Bonneville convertible qtr. windows

PART #	YEARS	DATE CODE	DESCRIPTION
07370	1965-1966		POWER WINDOW HARNESS, Catalina convertible qtr. windows
08065	1965-1966		POWER WINDOW HARNESS, left front door
08050	1965-1966		POWER WINDOW HARNESS, right front door
07370	1966-1966		POWER WINDOW HARNESS, 2 + 2 convertible qtr. windows
08045	1966-1966		POWER WINDOW HARNESS, all coupe and sport coupe qtr. windows
08085	1966-1966		POWER WINDOW HARNESS, Catalina 2 door sedan qtr. windows
READING LAMP JUMPER HARNESSES			
32420	1960-1960		READING LAMP JUMPER HARNESS, Bonneville 4 door Safari
32420	1960-1960		READING LAMP JUMPER HARNESS, Catalina, all except convertible
32420	1960-1960		READING LAMP JUMPER HARNESS, Star Chief 2 door sport sedan
32420	1960-1960		READING LAMP JUMPER HARNESS, Star Chief 4 door sedan
REAR BODY HARNESSES			
32745	1959-1959		REAR BODY HARNESS, Bonneville 2 door sport coupe, front section
32745	1959-1959		REAR BODY HARNESS, Catalina 2 door sport coupe, front section
32745	1959-1959		REAR BODY HARNESS, Catalina 2 door sport sedan, front section
32745	1959-1959		REAR BODY HARNESS, Catalina 4 door sedan, front section
32745	1959-1959		REAR BODY HARNESS, Catalina 4 door Vista, front section
32745	1959-1959		REAR BODY HARNESS, Star Chief 2 door sport sedan, front section
32745	1959-1959		REAR BODY HARNESS, Star Chief 4 door sedan, front section
32745	1959-1959		REAR BODY HARNESS, Star Chief 4 door Vista, front section
31540	1960-1960		REAR BODY HARNESS, Bonneville 2 door sport coupe, front section
31550	1960-1960		REAR BODY HARNESS, Bonneville convertible, front section
31615	1960-1960		REAR BODY HARNESS, Bonneville convertible, rear section
31540	1960-1960		REAR BODY HARNESS, Catalina 2 door sport coupe, front section
32185	1960-1960		REAR BODY HARNESS, Catalina 2 door sport coupe, rear section
31540	1960-1960		REAR BODY HARNESS, Catalina 2 door sport sedan, front section
32185	1960-1960		REAR BODY HARNESS, Catalina 2 door sport sedan, rear section
32185	1960-1960		REAR BODY HARNESS, Catalina 4 door sedan, rear section
31540	1960-1960		REAR BODY HARNESS, Catalina 4 door sedan, front section
31540	1960-1960		REAR BODY HARNESS, Catalina 4 door Vista, front section
32185	1960-1960		REAR BODY HARNESS, Catalina 4 door Vista, rear section
31540	1960-1960		REAR BODY HARNESS, Star Chief 2 door sport sedan, front section
31540	1960-1960		REAR BODY HARNESS, Star Chief 4 door sedan, front section
31540	1960-1960		REAR BODY HARNESS, Star Chief 4 door Vista, front section
31540	1960-1960		REAR BODY HARNESS, Ventura 2 door sport coupe, front section
32185	1960-1960		REAR BODY HARNESS, Ventura 2 door sport coupe, rear section
31540	1960-1960		REAR BODY HARNESS, Ventura 4 door Vista, front section
32185	1960-1960		REAR BODY HARNESS, Ventura 4 door Vista, rear section
31620	1961-1961		REAR BODY HARNESS, Ventura 2 door sport coupe, front section
31620	1961-1962		REAR BODY HARNESS, Bonneville 2 door sport coupe, front section
31620	1961-1962		REAR BODY HARNESS, Catalina 2 door sport coupe, front section
31620	1961-1962		REAR BODY HARNESS, Catalina 2 door sport sedan, front section
31590	1962-1962		REAR BODY HARNESS, Catalina 2 door sport coupe, rear section
31590	1962-1962		REAR BODY HARNESS, Catalina 2 door sport sedan, rear section
31590	1962-1962		REAR BODY HARNESS, Catalina 4 door sedan, rear section
31590	1962-1962		REAR BODY HARNESS, Catalina 4 door Vista, rear section
31620	1962-1962		REAR BODY HARNESS, Grand Prix 2 door sport coupe, front section
31590	1962-1962		REAR BODY HARNESS, Grand Prix 2 door sport coupe, rear section
32235	1963-1963		REAR BODY HARNESS, Bonneville 4 door Vista, rear section
32235	1963-1963		REAR BODY HARNESS, Bonneville convertible, rear section
32235	1963-1963		REAR BODY HARNESS, Bonneville sport coupe, rear section
32235	1963-1963		REAR BODY HARNESS, Catalina 4 door sedan, rear section

PART #	YEARS	DATE CODE	DESCRIPTION
32235	1963-1963		REAR BODY HARNESS, Catalina 4 door Vista, rear section
32235	1963-1963		REAR BODY HARNESS, Catalina convertible, rear section
32235	1963-1963		REAR BODY HARNESS, Catalina sport coupe, rear section
32235	1963-1963		REAR BODY HARNESS, Catalina sport sedan, rear section
32235	1963-1963		REAR BODY HARNESS, Star Chief 4 door sedan, rear section
32235	1963-1963		REAR BODY HARNESS, Star Chief 4 door Vista, rear section
08980	1963-1963		REAR BODY LIGHT HARNESS, Grand Prix
32230	1963-1964		REAR BODY HARNESS, Bonneville convertible, front section
32240	1963-1964		REAR BODY HARNESS, Catalina sport coupe, front section
06500	1963-1964		REAR BODY HARNESS, Grand Prix, front section
31175	1964-1964		REAR BODY HARNESS, Bonneville 2 door sport coupe, rear section, with backup lights
31175	1964-1964		REAR BODY HARNESS, Bonneville 4 door hardtop, rear section, with backup lights
31175	1964-1964		REAR BODY HARNESS, Bonneville convertible, rear section, with backup lights
31180	1964-1964		REAR BODY HARNESS, Catalina 2 door sport coupe, rear section, with backup lights
31180	1964-1964		REAR BODY HARNESS, Catalina 2 door sport sedan (w/post), rear section, with backup lights
31180	1964-1964		REAR BODY HARNESS, Catalina 4 door hardtop, rear section, with backup lights
31180	1964-1964		REAR BODY HARNESS, Catalina 4 door sedan (w/post), rear section, with backup lights
31180	1964-1964		REAR BODY HARNESS, Catalina convertible, rear section, with backup lights
06840	1964-1964		REAR BODY HARNESS, Grand Prix
31180	1964-1964		REAR BODY HARNESS, Star Chief 4 door hardtop, rear section, with backup lights
31180	1964-1964		REAR BODY HARNESS, Star Chief 4 door sedan (w/post), rear section, with backup lights
41115	1965-1965		REAR BODY HARNESS, Bonneville convertible, rear section
39530	1966-1966		REAR BODY HARNESS, Bonneville convertible, rear section
41116	1966-1966		REAR BODY HARNESS, Catalina and 2+2 convertible, rear section

SPEAKER HARNESSES

33345	1978-1978		SPEAKER HARNESS, front stereo speaker
-------	-----------	--	---------------------------------------

SPEED WARNING HARNESSES

09560	1966-1968		SPEED WARNING HARNESS
13500	1969-1969		SPEED WARNING HARNESS
13645	1970-1970		SPEED WARNING HARNESS

TACHOMETER HARNESSES

04000	1962-1962		TACHOMETER HARNESS
04250	1963-1963		TACHOMETER HARNESS
04320	1963-1963		TACHOMETER HARNESS, with transistorized ignition
04605	1964-1964		TACHOMETER HARNESS
04610	1964-1964		TACHOMETER HARNESS, with transistorized ignition
06250	1965-1965		TACHOMETER HARNESS, with transistorized ignition
06245	1965-1966		TACHOMETER HARNESS
10050	1966-1966		TACHOMETER HARNESS, with transistorized ignition
PL88150	1967-1968		TACHOMETER HARNESS, hood mounted tachometer, (with coil extension)

TRANSISTOR IGNITION HARNESSES

36003	1963-1963		TRANSISTOR IGNITION EXTENSION HARNESS, T.I. harness to amplifier Note: Used with 1115008 amplifier control unit
36002	1963-1963		TRANSISTOR IGNITION HARNESS Note: Used with 36003 Transistor ignition extension harness
33225	1964-1964		TRANSISTOR IGNITION AMPLIFIER EXTENSION, early production, from internal circuit board to amp housing connector
28380	1964-1964		TRANSISTOR IGNITION EXTENSION HARNESS, T.I. harness to amplifier
35941	1964-1964		TRANSISTOR IGNITION HARNESS
36838	1965-1965		TRANSISTOR IGNITION HARNESS
36837	1966-1966		TRANSISTOR IGNITION HARNESS

TRUNK LIGHT EXTENSION HARNESSES

PART #	YEARS	DATE CODE	DESCRIPTION
PL58230	1969-1969		TRUNK LIGHT EXTENSION, Grand Prix, coupe
36239	1971-1972		TRUNK LIGHT EXTENSION, from trunk light to rear body harness connection, all Bonneville
36239	1971-1972		TRUNK LIGHT EXTENSION, from trunk light to rear body harness connection, all Catalina

TRUNK RELEASE HARNESSES

14570	1970-1970		TRUNK RELEASE HARNESS, except Grand Prix
-------	-----------	--	--

2 - Battery Cables

BATTERY CABLES - NEGATIVE / GROUND

27875	1955-1957		BATTERY CABLE, neg. ground strap
29715	1958-1958		BATTERY CABLE, neg.
02925	1959-1960		BATTERY CABLE, neg., auto. trans.
02925	1960-1960		BATTERY CABLE, neg., with power steering
03470	1961-1962		BATTERY CABLE, neg., with A/C
02920	1961-1962		BATTERY CABLE, neg., without A/C
02920	1963-1963		BATTERY CABLE, neg., all
03430	1964-1968		BATTERY CABLE, neg., all
03425	1969-1969		BATTERY CABLE, neg., all except Grand Prix
03435	1969-1970		BATTERY CABLE, neg., Grand Prix

BATTERY CABLES - POSITIVE

30405	1955-1955		BATTERY CABLE, pos.
30440	1956-1957		BATTERY CABLE, pos.
38027	1958-1958		BATTERY CABLE, pos., auto. trans.
29710	1958-1958		BATTERY CABLE, pos., manual trans.
02800	1959-1960		BATTERY CABLE, pos., junction block to starter
34715	1960-1960		BATTERY CABLE, pos., battery to junction block
34710	1961-1962		BATTERY CABLE, pos., battery to junction block, all
03635	1961-1962		BATTERY CABLE, pos., junction block to starter, except Super Duty
02800	1961-1962		BATTERY CABLE, pos., junction block to starter, Super Duty
23340	1963-1963		BATTERY CABLE, pos., junction block to starter, all 421 c.i. Super Duty
04015	1963-1963		BATTERY CABLE, pos., junction block to starter, except 421 c.i. Super Duty
34710	1963-1964		BATTERY CABLE, pos., battery to junction block, all except Grand Prix
04020	1963-1964		BATTERY CABLE, pos., battery to junction block, Grand Prix
04015	1964-1964		BATTERY CABLE, pos., junction block to starter, all
04200	1969-1969		BATTERY CABLE, pos., all, except Grand Prix

3 - Spark Plugs

ORIGINAL SPARK PLUG WIRE SETS - DATE CODED

2334-611	1961-1961	1-Q-61	SPARK PLUG WIRE SET, V8, all
2334-613	1962-1962	3-Q-61	SPARK PLUG WIRE SET, V8, all except Super Duty
2334-621	1962-1962	1-Q-62	SPARK PLUG WIRE SET, V8, all except Super Duty
2338-623	1963-1963	3-Q-62	SPARK PLUG WIRE SET, V8, all except Super Duty
2338-631	1963-1963	1-Q-63	SPARK PLUG WIRE SET, V8, all except Super Duty
2342-633	1964-1964	3-Q-63	SPARK PLUG WIRE SET, V8, all
2342-641	1964-1964	1-Q-64	SPARK PLUG WIRE SET, V8, all
2346-643	1965-1965	3-Q-64	SPARK PLUG WIRE SET, V8, all
2346-651	1965-1965	1-Q-65	SPARK PLUG WIRE SET, V8, all
2346-653	1966-1966	3-Q-65	SPARK PLUG WIRE SET, V8, all
2346-661	1966-1966	1-Q-66	SPARK PLUG WIRE SET, V8, all
2347-663	1967-1967	3-Q-66	SPARK PLUG WIRE SET, V8, all
2347-671	1967-1967	1-Q-67	SPARK PLUG WIRE SET, V8, all
2354-673	1968-1968	3-Q-67	SPARK PLUG WIRE SET, V8, all
2354-681	1968-1968	1-Q-68	SPARK PLUG WIRE SET, V8, all
2354-683	1969-1969	3-Q-68	SPARK PLUG WIRE SET, V8, all

PART #	YEARS	DATE CODE	DESCRIPTION
2354-691	1969-1969	1-Q-69	SPARK PLUG WIRE SET, V8, all
2354-693	1970-1970	3-Q-69	SPARK PLUG WIRE SET, V8, all
2354-701	1970-1970	1-Q-70	SPARK PLUG WIRE SET, V8, all
2362-703	1971-1971	3-Q-70	SPARK PLUG WIRE SET, V8, all, 455 c.i. HO
2362-711	1971-1971	1-Q-71	SPARK PLUG WIRE SET, V8, all, 455 c.i. HO
2360-703	1971-1971	3-Q-70	SPARK PLUG WIRE SET, V8, Pontiac eng., all, except 455 c.i. HO
2360-711	1971-1971	1-Q-71	SPARK PLUG WIRE SET, V8, Pontiac eng., all, except 455 c.i. HO
2364-713	1972-1972	3-Q-71	SPARK PLUG WIRE SET, V8, Pontiac eng., all, except unitized distributor
2364-721	1972-1972	1-Q-72	SPARK PLUG WIRE SET, V8, Pontiac eng., all, except unitized distributor
2364-723	1973-1973	3-Q-72	SPARK PLUG WIRE SET, V8, all, except unitized distributor
2364-731	1973-1973	1-Q-73	SPARK PLUG WIRE SET, V8, all, except unitized distributor
2364-733	1974-1974	3-Q-73	SPARK PLUG WIRE SET, V8, all, except unitized distributor
2364-741	1974-1974	1-Q-74	SPARK PLUG WIRE SET, V8, all, except unitized distributor

ORIGINAL SPARK PLUG WIRE SETS - NOT DATE CODED

2316-000	1954-1954	NOT	SPARK PLUG WIRE SET, straight 8 cyl., all
2318-000	1955-1956	NOT	SPARK PLUG WIRE SET, V8, all except dual quad carb.
2322-000	1956-1957	NOT	SPARK PLUG WIRE SET, V8, with dual quad or tri power
2324-000	1957-1957	NOT	SPARK PLUG WIRE SET, V8, all with fuel injection
2320-000	1957-1957	NOT	SPARK PLUG WIRE SET, V8, all with single carb.
2326-000	1958-1958	NOT	SPARK PLUG WIRE SET, V8, all with fuel injection
2328-000	1958-1958	NOT	SPARK PLUG WIRE SET, V8, all without fuel injection
2330-000	1959-1960	NOT	SPARK PLUG WIRE SET, V8, all with single carb.
2332-000	1959-1960	NOT	SPARK PLUG WIRE SET, V8, all with tri-power
2334-000	1961-1961	NOT	SPARK PLUG WIRE SET, V8, all
2335-000	1962-1963	NOT	SPARK PLUG WIRE SET, V8, all Super Duty

Note: This wire set uses solid core wires that will result in radio interference

ORIGINAL SPARK PLUG WIRE SETS - REPRODUCTION - NOT DATE CODED

2368-999	1974-1974	NOT	SPARK PLUG WIRE SET, V8, all, with H.E.I.
2370-999	1975-1976	NOT	SPARK PLUG WIRE SET, V8, all
2372-999	1977-1977	NOT	SPARK PLUG WIRE SET, V8, all 350 c.i. (R code) and 403 c.i.

4 - Switches & Parts

BACKUP LIGHT SWITCHES

01993662	1960-1964		BACKUP LIGHT SWITCH ASSEMBLY, 4 speed manual trans.
01993310	1965-1967		BACKUP LIGHT SWITCH ASSEMBLY, 3 speed manual trans.
01993309	1965-1967		BACKUP LIGHT SWITCH ASSEMBLY, 4 speed manual trans.
03943657	1969-1972		BACKUP LIGHT SWITCH, Grand Prix, manual trans.
03943657	1973-1977		BACKUP LIGHT SWITCH, manual trans., (service part)

Note: This part number is not 100% correct in appearance for this application, although it will operate correctly. This application was serviced by GM part number 06270695.

BREAKERLESS SE IGNITION SYSTEM

38131	1957-1974		BREAKERLESS SE IGNITION SYSTEM, GM V8 point conversion kit
-------	-----------	--	--

Note: Replaces stock points with an electronic SE ignition module

CIRCUIT BREAKERS

04849850	1955-1955		CIRCUIT BREAKER, 40 amp for power windows
04849850	1956-1960		CIRCUIT BREAKER, 40 amp for power windows and power seats

HEADLIGHT SETS T-3 SEALED BEAM

SB6067S	1960-1967		SEALED BEAM HEADLIGHT SET, GUIDE 12V "T3" style, for dual beam headlight setup Note: Set contains 2 hi/low beam and 2 hi beam headlights
SB6871S	1968-1971		SEALED BEAM HEADLIGHT SET, GUIDE 12V "T3" style, for dual beam headlight setup Note: Set contains 2 hi/low beam and 2 hi beam headlights

NEUTRAL SAFETY SWITCHES

01993659	1965-1966		NEUTRAL SAFETY / BACKUP LIGHT SWITCH, column shift powerglide auto. trans.
09779665	1965-1967		NEUTRAL SAFETY / BACKUP LIGHT SWITCH, console mounted auto. trans.

PART #	YEARS	DATE CODE	DESCRIPTION
01994235	1969-1973		NEUTRAL SAFETY / BACKUP LIGHT SWITCH, column shift auto. trans.
03983965	1970-1972		NEUTRAL SAFETY SWITCH ASSEMBLY, 3 speed manual trans., clutch pedal mounted
01994163	1974-1974		NEUTRAL SAFETY / BACKUP LIGHT SWITCH, column shift auto. trans.
POWER WINDOW SWITCHES			
04432791	1964-1970		POWER WINDOW SWITCH ASSEMBLY, 4 button, round corner style, chrome
04432790	1964-1970		POWER WINDOW SWITCH ASSEMBLY, single button, round corner style, chrome
TEMPERATURE SENDING SWITCHES			
01513462	1957-1958		TEMPERATURE SENDING UNIT, V8, gauge, with threaded connection Note: Requires a ring terminal and threaded nut connection
01513321	1965-1965		TEMPERATURE SENDING UNIT, all, with gauge, with "T" type terminal connection Note: Requires a 56 series female terminal and connector
06402383	1966-1970		TEMPERATURE SENDING UNIT, all, with gauge
TRANSISTOR IGNITION AMPLIFIER REPLACEMENT MODULE			
32270	1963-1966		TRANSISTOR IGNITION AMPLIFIER REPLACEMENT MODULE Note: Replaces original circuit board in amplifier
TURN SIGNAL SWITCHES			
01993624	1965-1966		TURN SIGNAL SWITCH, all with tilt wheel
05698897	1967-1968		TURN SIGNAL SWITCH, all with column shift auto. trans., with and without tilt, "DELCO-GUIDE" type Note: Emergency flasher actuator hole in outer collar has a "D" shape
07800482	1967-1968		TURN SIGNAL SWITCH, all, with column shift auto. trans., with and without tilt, (except tilt and telescopic), without cornering lamps, "DELCO-GUIDE" type Note: Emergency flasher actuator hole in outer collar is round
01997963	1969-1969		TURN SIGNAL SWITCH, without cornering lights, (includes lead wiring)
01997963	1970-1970		TURN SIGNAL SWITCH, without cornering lights, without tilt (includes lead wiring)
01997963	1971-1972		TURN SIGNAL SWITCH, without cornering lights, (includes lead wiring)
WINDSHIELD WIPER SWITCHES			
01998719	1959-1962		WIPER SWITCH, single speed with washer
01993592	1963-1963		WIPER SWITCH, single speed with washer
01993541	1964-1964		WIPER SWITCH, single speed with washer
01993687	1965-1965		WIPER SWITCH, single speed with washer
01993371	1967-1968		WIPER SWITCH, with washer
6 - Harness Repair			
VARIOUS HARNESS REPAIR ITEMS			
R0067108			HARNESS TAPE, 1.25" vinyl, (100 ft. roll), non-adhesive
PM485-007			HARNESS TAPE, black, 1.25" cloth adhesive, (100 ft. roll)
PM451-001			LOOM .133" I.D. asphalt, (sold by the foot)
34620			TEMPERATURE SENDER UNIT WIRE REPAIR KIT, single wire

PART #	YEARS	DATE CODE	DESCRIPTION
--------	-------	-----------	-------------

1 - Wiring Harnesses

AIR CONDITIONING COMPRESSOR EXTENSION HARNESSSES

PL05172	1969-1970		AIR CONDITIONING COMPRESSOR EXTENSION HARNESS, V8, power feed and compressor to A/C harness
FB72367	1977-1977		AIR CONDITIONING COMPRESSOR EXTENSION HARNESS, V8, used with 350 or 400 Pontiac engines

AIR CONDITIONING HARNESSSES

03580	1961-1961		AIR CONDITIONING HARNESS
03830	1962-1962		AIR CONDITIONING HARNESS
PL05103	1963-1963		AIR CONDITIONING HARNESS
PL05105	1964-1964		AIR CONDITIONING HARNESS
PL05120	1965-1965		AIR CONDITIONING HARNESS
PL05140	1966-1967		AIR CONDITIONING HARNESS, dash side, (used with PL05135)
PL05135	1966-1967		AIR CONDITIONING HARNESS, engine side, (used with PL05140)
PL05160	1968-1968		AIR CONDITIONING HARNESS
PL05170	1969-1972		AIR CONDITIONING HARNESS, dash side, (used with PL05165)
PL05165	1969-1972		AIR CONDITIONING HARNESS, engine side, (used with PL05170)
PL05180	1970-1970		AIR CONDITIONING HARNESS, dash side, with heated rear defogger, (used with PL05175)
PL05175	1970-1970		AIR CONDITIONING HARNESS, engine side, with heated rear defogger, (used with PL05180)
40611	1972-1972		AIR CONDITIONING HARNESS, Ventura only , with 350 Pontiac V8
40663	1973-1974		AIR CONDITIONING HARNESS, dash side
40664	1973-1974		AIR CONDITIONING HARNESS, engine side
37627	1975-1975		AIR CONDITIONING HARNESS, engine side

ALTERNATOR CONVERSION KITS

37787	1963-1970		ALTERNATOR CONVERSION KIT, external regulator to internal "CS" alternator Note: This is a plug-in conversion that can be used with 1986 and later "CS" series alternators
27555	1963-1970		ALTERNATOR CONVERSION KIT, external regulator to internal "SI" alternator Note: This is a plug-in conversion that can be used with 1985 and earlier "SI" series alternators
37796	1969-1986		ALTERNATOR CONVERSION KIT, internal regulator "SI" series alternator to "CS130 or CS144" series alternator with PLIS type regulator Note: This is an easy plug-in conversion that can be used with 1986 and later series alternators, provides a 12 volt input to "F/I" terminal

ASSEMBLY MANUALS

36358	1967-1967		FACTORY ASSEMBLY MANUAL, containing detailed assembly and part information
38571	1969-1969		FACTORY ASSEMBLY MANUAL, containing detailed assembly and part information
36359	1970-1970		FACTORY ASSEMBLY MANUAL, containing detailed assembly and part information
36360	1971-1971		FACTORY ASSEMBLY MANUAL, containing detailed assembly and part information
43247	1972-1972		FACTORY ASSEMBLY MANUAL, containing detailed assembly and part information
43248	1973-1973		FACTORY ASSEMBLY MANUAL, containing detailed assembly and part information
43547	1973-1973		FACTORY ASSEMBLY MANUAL, containing detailed assembly and part information
43550	1974-1974		FACTORY ASSEMBLY MANUAL, containing detailed assembly and part information

BACKUP LIGHT HARNESSSES

PL10205	1964-1964		BACKUP LIGHT EXTENSION HARNESS, from dash harness to backup switch
PL10210	1964-1964		BACKUP LIGHT TAIL LIGHT ADAPTER HARNESS, rear body harness to backup light assembly
06070	1965-1966		BACKUP LIGHT EXTENSION HARNESS, dash harness to backup switch assembly
10480	1967-1967		BACKUP LIGHT EXTENSION HARNESS, dash harness to backup switch assembly
PL10230	1968-1968		BACKUP LIGHT EXTENSION HARNESS, manual trans., dash harness side to engine compartment, (mates with PL10225 to complete backup light circuit)
PL10225	1968-1968		BACKUP LIGHT SWITCH EXTENSION HARNESS, manual trans., from engine compartment side to switch, (mates with PL10230 to complete backup light circuit)

CIGARETTE LIGHTER HARNESSSES

510499	1964-1966		CIGARETTE LIGHTER JUMPER HARNESS, fused
PL20405	1968-1968		CIGARETTE LIGHTER LAMP WIRE

CLOCK HARNESSSES

PL15305	1964-1964		CLOCK HARNESS
---------	-----------	--	---------------

PART #	YEARS	DATE CODE	DESCRIPTION
PL15310	1965-1965		CLOCK HARNESS
PL15315	1966-1967		CLOCK HARNESS
CONSOLE HARNESSES			
PL25105	1964-1965		CONSOLE HARNESS EXTENSION, auto. trans., (dash to console harness)
PL25115	1964-1965		CONSOLE HARNESS EXTENSION, manual trans.
PL25205	1964-1967		CONSOLE HARNESS, all
PL25220	1966-1966		CONSOLE HARNESS EXTENSION, manual trans.
PL25240	1966-1967		CONSOLE HARNESS EXTENSION, auto. trans.
PL25260	1967-1967		CONSOLE HARNESS EXTENSION, manual trans.
PL25280	1968-1968		CONSOLE HARNESS, auto. trans.
PL25290	1968-1968		CONSOLE HARNESS, manual trans.
FB97952	1969-1972		CONSOLE HARNESS, auto. trans.
COURTESY LIGHT HARNESSES			
40504	1967-1967		COURTESY LIGHT HARNESS, under dash courtesy lights, with 8-track tape player
DASH / INSTRUMENT PANEL HARNESSES			
03465	1961-1961		DASH AND ENGINE COMPARTMENT HARNESS, with heater
03460	1961-1961		DASH AND ENGINE COMPARTMENT HARNESS, without heater
03770	1962-1962		DASH AND ENGINE COMPARTMENT HARNESS, with electric heater
03465	1962-1962		DASH AND ENGINE COMPARTMENT HARNESS, with water control heater
04070	1963-1963		DASH AND ENGINE COMPARTMENT HARNESS, with 4 cyl. engine
04075	1963-1963		DASH AND ENGINE COMPARTMENT HARNESS, with V8 engine
PL30110	1964-1964		DASH HARNESS, 6 cyl., column shift auto. trans. and all manual trans.
PL30115	1964-1964		DASH HARNESS, 6 cyl., column shift auto. trans. and all manual trans., with A/C
PL30138	1964-1964		DASH HARNESS, 6 cyl., console auto. trans.
PL30139	1964-1964		DASH HARNESS, 6 cyl., console auto. trans., with A/C
PL30120	1964-1964		DASH HARNESS, V8, column shift auto. trans. and all manual trans.
PL30130	1964-1964		DASH HARNESS, V8, column shift auto. trans. and all manual trans., with A/C
PL30140	1964-1964		DASH HARNESS, V8, console auto. trans.
PL30150	1964-1964		DASH HARNESS, V8, console auto. trans., with A/C
PL30160	1965-1965		DASH HARNESS, column shift auto. trans. and all manual trans.
PL30170	1965-1965		DASH HARNESS, column shift auto. trans. and all manual trans., with A/C
PL30180	1965-1965		DASH HARNESS, console auto. trans.
PL30190	1965-1965		DASH HARNESS, console auto. trans., with A/C
PL30210	1966-1966		DASH HARNESS, column shift auto. trans. and all manual trans.
PL30220	1966-1966		DASH HARNESS, column shift auto. trans. and all manual trans., with gauges
PL30200	1966-1966		DASH HARNESS, console auto. trans.
PL30230	1966-1966		DASH HARNESS, console auto. trans., with gauges
PL30240	1967-1967		DASH HARNESS, column shift auto. trans. and all manual trans.
PL30250	1967-1967		DASH HARNESS, column shift auto. trans. and all manual trans., with gauges
PL30260	1967-1967		DASH HARNESS, console auto. trans.
PL30270	1967-1967		DASH HARNESS, console auto. trans., with gauges
PL30290	1968-1968		DASH HARNESS, column shift auto. trans. and all manual trans. Note: Requires customers original ignition switch connector
PL30300	1968-1968		DASH HARNESS, column shift auto. trans. and all manual trans., with gauges Note: Requires customers original ignition switch connector
PL30280	1968-1968		DASH HARNESS, console auto. trans. Note: Requires customers original ignition switch connector
PL30320	1968-1968		DASH HARNESS, console auto. trans., with gauges Note: Requires customers original ignition switch connector
PL30330	1969-1969		DASH HARNESS
PL30340	1969-1969		DASH HARNESS, with gauges
PL30350	1970-1970		DASH HARNESS
PL30360	1970-1970		DASH HARNESS, with gauges

PART #	YEARS	DATE CODE	DESCRIPTION
PL30370	1971-1971		DASH HARNESS
PL30380	1971-1971		DASH HARNESS, with gauges
PL30390	1972-1972		DASH HARNESS
PL30420	1972-1972		DASH HARNESS, with seat belt warning and gauges
NV32638	1973-1973		DASH HARNESS, Ventura only , with warning lights
PL30430	1973-1973		DASH HARNESS, all except Grand Am or Grand Prix
NV48352	1974-1974		DASH HARNESS, GTO and Ventura , with console rally gauges
NV48810	1974-1974		DASH HARNESS, GTO and Ventura , with warning lights
30685	1974-1974		DASH HARNESS, Tempest and LeMans
DOME LIGHT HARNESSES			
30210	1964-1964		DOME LIGHT HARNESS, center roof mounted dome light, with reading light
06880	1964-1964		DOME LIGHT HARNESS, Tempest 4 door sedan
06885	1964-1964		DOME LIGHT HARNESS, Tempest and LeMans, center roof mounted dome light
07100	1964-1964		DOME LIGHT HARNESS, Tempest wagons
07575	1965-1965		DOME LIGHT HARNESS, all 4 door sedan
07580	1965-1965		DOME LIGHT HARNESS, all Tempest coupes
07865	1965-1967		DOME LIGHT HARNESS, center roof mounted dome light
40152	1966-1967		DOME LIGHT HARNESS, with side roof rail and reading lamps
30205	1968-1972		DOME LIGHT HARNESS, center roof mounted dome light
40738	1971-1972		DOME LIGHT HARNESS, dome and reading lamp jumper harness, all except convertible
NV34298	1973-1973		DUAL DOME LIGHT HARNESS, DASH HARNESS, Ventura Hatchback model only
39513	1973-1974		DOME LIGHT HARNESS, Ventura only 2 door
39513	1974-1974		DOME LIGHT HARNESS, GTO and Ventura 2 door
ENGINE / STARTER HARNESSES			
PL40105	1964-1964		ENGINE HARNESS, 6 cyl., auto. trans.
PL40115	1964-1964		ENGINE HARNESS, 6 cyl., auto. trans., with A/C
PL40125	1964-1964		ENGINE HARNESS, 6 cyl., manual trans.
PL40135	1964-1964		ENGINE HARNESS, 6 cyl., manual trans., with A/C
PL40155	1964-1964		ENGINE HARNESS, V8, auto trans., with A/C
PL40145	1964-1964		ENGINE HARNESS, V8, auto. trans.
PL40165	1964-1964		ENGINE HARNESS, V8, manual trans.
PL40175	1964-1964		ENGINE HARNESS, V8, manual trans., with A/C
PL40185	1965-1965		ENGINE HARNESS, 6 cyl., auto. trans.
PL40195	1965-1965		ENGINE HARNESS, 6 cyl., auto. trans., with A/C
PL40205	1965-1965		ENGINE HARNESS, 6 cyl., manual trans.
PL40215	1965-1965		ENGINE HARNESS, 6 cyl., manual trans., with A/C
PL40225	1965-1965		ENGINE HARNESS, V8, auto. trans.
PL40235	1965-1965		ENGINE HARNESS, V8, auto. trans., with A/C
PL40245	1965-1965		ENGINE HARNESS, V8, manual trans.
PL40255	1965-1965		ENGINE HARNESS, V8, manual trans., with A/C
PL40265	1966-1966		ENGINE HARNESS, 6 cyl.
PL40275	1966-1966		ENGINE HARNESS, 6 cyl., with A/C
PL40305	1966-1966		ENGINE HARNESS, V8
PL40315	1966-1966		ENGINE HARNESS, V8, with A/C
PL40345	1967-1967		ENGINE HARNESS, 6 cyl.
PL40355	1967-1967		ENGINE HARNESS, 6 cyl., with A/C
PL40375	1967-1967		ENGINE HARNESS, 6 cyl., with transistor ignition
PL40365	1967-1967		ENGINE HARNESS, 6 cyl., with transistor ignition and A/C
PL40505	1967-1967		ENGINE HARNESS, V8
PL40515	1967-1967		ENGINE HARNESS, V8, with A/C
PL40435	1967-1967		ENGINE HARNESS, V8, with A/C and ram air exhaust
PL40445	1967-1967		ENGINE HARNESS, V8, with ram air exhaust

PART #	YEARS	DATE CODE	DESCRIPTION
PL40535	1967-1967		ENGINE HARNESS, V8, with transistor ignition
PL40525	1967-1967		ENGINE HARNESS, V8, with transistor ignition and A/C
PL40455	1967-1967		ENGINE HARNESS, V8, with transistor ignition and ram air exhaust
PL40425	1967-1967		ENGINE HARNESS, V8, with transistor ignition, A/C, and ram air exhaust
PL40585	1968-1968		ENGINE HARNESS, 6 cyl.
PL40595	1968-1968		ENGINE HARNESS, 6 cyl., with A/C
PL40665	1968-1968		ENGINE HARNESS, V8
PL40675	1968-1968		ENGINE HARNESS, V8, with A/C
PL40625	1968-1968		ENGINE HARNESS, V8, with A/C and ram air exhaust
PL40635	1968-1968		ENGINE HARNESS, V8, with ram air exhaust
PL40705	1969-1969		ENGINE HARNESS, 6 cyl.
PL40715	1969-1969		ENGINE HARNESS, 6 cyl., with A/C
PL40725	1969-1969		ENGINE HARNESS, 6 cyl., with A/C, and internal regulator alternator
PL40805	1969-1969		ENGINE HARNESS, V8
PL40815	1969-1969		ENGINE HARNESS, V8, with internal regulator alternator
PL40775	1969-1969		ENGINE HARNESS, V8, with ram air exhaust
PL40765	1969-1969		ENGINE HARNESS, V8, with ram air exhaust and internal regulator alternator
PL40845	1970-1970		ENGINE HARNESS, 6 cyl., auto. trans.
PL40855	1970-1970		ENGINE HARNESS, 6 cyl., auto. trans., with A/C
PL40865	1970-1970		ENGINE HARNESS, 6 cyl., manual trans.
PL40875	1970-1970		ENGINE HARNESS, 6 cyl., manual trans., with A/C
PL40885	1970-1970		ENGINE HARNESS, V8, auto. trans.
PL40895	1970-1970		ENGINE HARNESS, V8, auto. trans., with ram air exhaust
PL40905	1970-1970		ENGINE HARNESS, V8, manual trans.
PL40915	1970-1970		ENGINE HARNESS, V8, manual trans., with ram air exhaust
PL40925	1971-1971		ENGINE HARNESS, 6 cyl.
PL40935	1971-1971		ENGINE HARNESS, 6 cyl., with A/C
PL40965	1971-1971		ENGINE HARNESS, V8, all with ram air exhaust and A/C
PL40955	1971-1971		ENGINE HARNESS, V8, all, with ram air exhaust
16065	1971-1971		ENGINE HARNESS, V8, auto. trans.
37984	1971-1971		ENGINE HARNESS, V8, auto. trans., with A/C
PL40985	1971-1971		ENGINE HARNESS, V8, manual trans.
PL42115	1971-1971		ENGINE HARNESS, V8, manual trans., with A/C
38271	1972-1972		ENGINE HARNESS V8, Pontiac eng., Ventura only , with A/C
40613	1972-1972		ENGINE HARNESS V8, Pontiac eng., Ventura only , without A/C
PL42125	1972-1972		ENGINE HARNESS, 6 cyl.
PL42135	1972-1972		ENGINE HARNESS, 6 cyl., with A/C
PL42165	1972-1972		ENGINE HARNESS, V8
PL42155	1972-1972		ENGINE HARNESS, V8, 455 c.i. H.O., with unitized distributor
PL42145	1972-1972		ENGINE HARNESS, V8, 455 c.i. H.O., with unitized distributor and A/C
PL42185	1972-1972		ENGINE HARNESS, V8, with A/C
PL42205	1973-1973		ENGINE HARNESS, 6 cyl.
30135	1973-1973		ENGINE HARNESS, V8
PL42235	1973-1973		ENGINE HARNESS, V8, with A/C
PL42215	1973-1973		ENGINE HARNESS, V8, with A/C and functional hood scoop
PL42225	1973-1973		ENGINE HARNESS, V8, with A/C and unitized distributor
PL42245	1973-1973		ENGINE HARNESS, V8, with A/C, unitized distributor & functional hood scoop
30125	1973-1973		ENGINE HARNESS, V8, with functional hood scoop
30140	1973-1973		ENGINE HARNESS, V8, with unitized distributor
30130	1973-1973		ENGINE HARNESS, V8, with unitized distributor and functional hood scoop
PL42255	1974-1974		ENGINE HARNESS, 6 cyl., Tempest and LeMans
CA48359	1974-1974		ENGINE HARNESS, 6 cyl., Ventura only , manual trans., with warning lights, with TCS

PART #	YEARS	DATE CODE	DESCRIPTION
PL42285	1974-1974		ENGINE HARNESS, V8, GTO only , with rally gauges, and hood air door
PL42265	1974-1974		ENGINE HARNESS, V8, Tempest and LeMans
PL42275	1974-1974		ENGINE HARNESS, V8, Tempest and LeMans, with unitized distributor
PL42285	1974-1974		ENGINE HARNESS, V8, Ventura only
38320	1977-1977		ENGINE HARNESS, V8, with Pontiac 301 or 400 engine and M-40 turbo 400 Trans. Note: This will not fit an Olds 403 engine
FB72362	1977-1977		ENGINE HARNESS, V8, with Pontiac 301 or 400 engine. Note: This will not fit an Olds 403 engine
ENGINE ALTERNATOR CONVERSION KITS			
27555	1963-1970		ALTERNATOR CONVERSION KIT, external regulator to internal "SI" alternator Note: This is a plug-in conversion that can be used with 1985 and earlier "SI" series alternators
37787	1963-1970		ALTERNATOR CONVERSION KIT, external regulator to internal "CS" alternator Note: This is a plug-in conversion that can be used with 1986 and later "CS" series alternators
FRONT LIGHT HARNESSES			
PL50110	1964-1964		FRONT LIGHT HARNESS, 6 cyl.
PL50115	1964-1964		FRONT LIGHT HARNESS, V8
PL50120	1965-1965		FRONT LIGHT HARNESS
PL50125	1966-1966		FRONT LIGHT HARNESS
PL50130	1967-1967		FRONT LIGHT HARNESS
PL50135	1968-1968		FRONT LIGHT HARNESS, GTO, with tilt headlights and cornering lamps
PL50140	1968-1968		FRONT LIGHT HARNESS, standard
PL50145	1968-1968		FRONT LIGHT HARNESS, with cornering lamps
PL50155	1969-1969		FRONT LIGHT HARNESS, GTO, with tilt headlight, (Includes cornering lamps)
PL50154	1969-1969		FRONT LIGHT HARNESS, GTO, without tilt headlight, (Includes cornering lamps)
PL50150	1969-1969		FRONT LIGHT HARNESS, Tempest, LeMans, and Custom S (includes cornering lamps) Note: Requires use of 2 each ground wire PL99219 to ground the P/L assemblies or the turn signals and parking lamps will not function
PL50152	1969-1969		FRONT LIGHT HARNESS, Tempest, LeMans, and Custom S, (except cornering lamps) Note: Requires use of 2 each ground wire PL99219 to ground the P/L assemblies or the turn signals and parking lamps will not function
PL50160	1970-1970		FRONT LIGHT HARNESS, GTO
PL50165	1970-1970		FRONT LIGHT HARNESS, Tempest and LeMans
16055	1971-1971		FRONT LIGHT HARNESS, 6 cyl., Ventura only
PL50170	1971-1971		FRONT LIGHT HARNESS, Tempest, LeMans and GTO
16050	1971-1971		FRONT LIGHT HARNESS, V8, Ventura only
PL50175	1972-1972		FRONT LIGHT HARNESS, Tempest, LeMans and GTO
40615	1972-1972		FRONT LIGHT HARNESS, V8, Ventura only
PL50182	1973-1973		FRONT LIGHT HARNESS, all except Grand Am
PL50180	1973-1973		FRONT LIGHT HARNESS, Grand Am only
PL50185	1974-1974		FRONT LIGHT HARNESS, GTO only
PL50186	1974-1974		FRONT LIGHT HARNESS, Tempest and LeMans
17050	1974-1974		FRONT LIGHT HARNESS, Ventura only
FUEL TANK SENDER HARNESSES			
PL55125	1968-1969		FUEL TANK SENDER WIRE
FB03899	1970-1972		FUEL TANK SENDER WIRE
38416	1971-1972		FUEL TANK SENDER HARNESS, Ventura only
40669	1974-1977		FUEL TANK SENDER WIRE
GLOVE BOX LIGHT ASSEMBLIES			
18000	1961-1969		GLOVE BOX LIGHT ASSEMBLY, complete, (socket, bulb and wire)
GROUND WIRES			
PL99219	1969-1969		GROUND WIRE, parking lamp, Tempest and LeMans, with plastic valance panel
CH76183	1977-1977		GROUND WIRE, heater and A/C blower motor
HEATER HARNESSES			
PL57210	1966-1967		HEATER HARNESS

PART #	YEARS	DATE CODE	DESCRIPTION
PL57220	1968-1968		HEATER HARNESS
PL57230	1969-1972		HEATER HARNESS
HORN WIRE HARNESSES			
PL43844	1964-1964		HORN WIRE, dual horn jumper
IGNITION SWITCH LAMP			
40499	1967-1967		LAMP WIRE, Ignition Switch
LAMP AND LIGHT ASSEMBLIES			
PL58235	1966-1967		LAMP WIRE, VACUUM GAUGE, for console mounted vacuum gauge
39301	1968-1972		LAMP EXTENSION HARNESS, dash harness to clock
39301	1969-1969		LAMP EXTENSION HARNESS, dash harness to clock or in dash tach
NEUTRAL SAFETY SWITCH HARNESSES			
FB99268	1969-1971		NEUTRAL SAFETY SWITCH HARNESS, from dash harness to clutch switch
PARKING BRAKE LIGHT HARNESSES			
PL59199	1965-1965		PARKING BRAKE WARNING SIGNAL LAMP
PL67826	1966-1966		PARKING BRAKE WARNING SIGNAL LAMP
POWER ACCESSORY LEAD WIRES			
06900	1964-1964		POWER FEED EXTENSION, circuit breaker to power seat harness
05775	1965-1965		POWER LEAD WIRE, starter solenoid to circuit breaker
07700	1965-1967		POWER FEED EXTENSION, circuit breaker to power seat harness
FB90099	1968-1968		POWER FEED WIRE, fuse block to power feed extension harness
14175	1968-1972		POWER FEED EXTENSION, power feed wire to power seat harness
FB09485	1970-1972		POWER FEED HARNESS, fuse block to power feed extension
35868	1974-1978		POWER FEED EXTENSION, power feed wire to power window and tachometer
POWER ANTENNA HARNESSES			
06800	1964-1964		POWER ANTENNA HARNESS, rear mounted power antenna, except convertible and wagons
PL60115	1965-1968		POWER ANTENNA HARNESS, rear mounted power antenna
PL60125	1969-1970		POWER ANTENNA HARNESS, rear mounted power antenna
POWER DOOR LOCK HARNESS			
CH04453	1970-1972		POWER LOCK HARNESS, driver side door, 2 door hardtop and convertible models
POWER SEAT HARNESSES			
06945	1964-1964		POWER SEAT HARNESS, Tempest and Tempest Custom, 4-way bench
07600	1965-1965		POWER SEAT HARNESS, 4-way bucket, driver's side
07595	1965-1967		POWER SEAT HARNESS, 4 way bench
07020	1966-1972		POWER SEAT HARNESS, 4-way bucket, driver's side
32325	1967-1968		POWER SEAT HARNESS, 4-way bench
PL98665	1969-1972		POWER SEAT HARNESS, 4-way bench
POWER TOP HARNESSES			
PL63115	1968-1968		POWER TOP HARNESS
PL63120	1969-1970		POWER TOP HARNESS
POWER WINDOW HARNESSES			
*INFO_18			Note: SOME POWER WINDOW HARNESSES WILL REQUIRE REUSE OF A CUSTOMER'S ORIGINAL HARNESS CONNECTORS
06960	1964-1964		POWER WINDOW HARNESS, driver's side door
06955	1964-1964		POWER WINDOW HARNESS, passenger's side door
06990	1964-1964		POWER WINDOW HARNESS, quarter window, 2 door coupe, (2 required per car)
06995	1964-1964		POWER WINDOW HARNESS, quarter window, convertible, (2 required per car)
06895	1964-1964		POWER WINDOW INTERMEDIATE HARNESS, under dash crossover
07005	1964-1964		POWER WINDOW MOTOR EXTENSION, convertible, (2 required per car)
07170	1964-1964		POWER WINDOW MOTOR EXTENSION, rear quarter window, (2 required per car)
36048	1964-1972		POWER WINDOW SWITCH PIGTAIL WIRES, for single power window switch connector
07610	1965-1965		POWER WINDOW HARNESS, driver's side door

PART #	YEARS	DATE CODE	DESCRIPTION
07605	1965-1965		POWER WINDOW HARNESS, passenger's side door
07680	1965-1966		POWER WINDOW INTERMEDIATE HARNESS, under dash left to right crossover
07640	1965-1967		POWER WINDOW HARNESS, quarter window, all coupes, (2 required per car)
07695	1965-1967		POWER WINDOW HARNESS, quarter window, convertible, (2 required per car)
07660	1965-1967		POWER WINDOW MOTOR EXTENSION, convertible, (2 required per car)
07655	1965-1967		POWER WINDOW MOTOR EXTENSION, coupe, (2 required per car)
08260	1966-1967		POWER WINDOW HARNESS, driver side door
27310	1966-1967		POWER WINDOW HARNESS, passenger's side door
08235	1967-1967		POWER WINDOW INTERMEDIATE HARNESS, under dash crossover
31135	1968-1968		POWER WINDOW HARNESS, driver's side door
14165	1968-1968		POWER WINDOW HARNESS, passenger side door
14405	1968-1969		POWER WINDOW HARNESS, quarter windows and intermediate body
39470	1969-1969		POWER WINDOW HARNESS, driver side door, all, 2 door
37817	1969-1969		POWER WINDOW HARNESS, passenger side door, 2 door
31140	1970-1971		POWER WINDOW HARNESS, driver side door, all, 2 door
14505	1970-1972		POWER WINDOW HARNESS, 2 door, left and right quarter windows
14470	1970-1972		POWER WINDOW HARNESS, passenger side door, 2 door
39471	1972-1972		POWER WINDOW HARNESS, driver side door, all, 2 door
RADIO HARNESSES			
PL65115	1964-1965		RADIO LAMP WIRE
PL65120	1966-1967		RADIO LAMP WIRE
PL65125	1966-1967		RADIO LAMP WIRE, FM only
RALLY GAUGE HARNESSES			
PL75225	1965-1965		RALLY GAUGE ADAPTER HARNESS, 6 cyl.
PL75230	1965-1965		RALLY GAUGE ADAPTER HARNESS, V8
FB03630	1970-1972		RALLY GAUGE TEMPERATURE SENDER EXTENSION, engine harness to sender
RAM AIR HARNESSES			
PL68115	1973-1974		RAM AIR HOOD SCOOP HARNESS
REAR BODY HARNESSES			
34175	1963-1963		REAR BODY HARNESS, Tempest Safari 4 door wagon, front section
PL80105	1964-1964		REAR BODY HARNESS, convertible, LeMans and GTO
PL80115	1964-1964		REAR BODY HARNESS, convertible, Tempest Custom
PL80135	1964-1964		REAR BODY HARNESS, coupe, LeMans and GTO
31220	1964-1964		REAR BODY HARNESS, Tempest custom 4 door Safari, rear section
PL80125	1964-1964		REAR LAMP HARNESS, all Tempest 2 and 4 door sedans
PL80165	1965-1965		REAR BODY HARNESS, GTO coupe
PL80165	1965-1965		REAR BODY HARNESS, Tempest 2 door coupe and 4 door sedan
PL80165	1965-1965		REAR BODY HARNESS, Tempest and LeMans, 2 door coupe and sport coupe
PL80165	1965-1965		REAR BODY HARNESS, Tempest Custom 2 door coupe and 4 door sedan
PL80155	1965-1965		REAR BODY HARNESS, Tempest Custom convertible
PL80145	1965-1965		REAR BODY HARNESS, Tempest, LeMans convertible and GTO convertible
PL80175	1966-1966		REAR BODY HARNESS, convertible, GTO
PL80185	1966-1966		REAR BODY HARNESS, convertible, LeMans
PL80195	1966-1966		REAR BODY HARNESS, convertible, Tempest custom
PL80205	1966-1966		REAR BODY HARNESS, coupe, all, Tempest and LeMans
PL80215	1966-1966		REAR BODY HARNESS, coupe, GTO
PL80225	1967-1967		REAR BODY HARNESS, convertible, GTO
PL80235	1967-1967		REAR BODY HARNESS, convertible, LeMans
PL80245	1967-1967		REAR BODY HARNESS, convertible, Tempest custom
PL80255	1967-1967		REAR BODY HARNESS, coupe, all, Tempest and LeMans
PL80265	1967-1967		REAR BODY HARNESS, coupe, GTO

PART #	YEARS	DATE CODE	DESCRIPTION
PL80275	1968-1968		REAR BODY HARNESS, convertible, LeMans and GTO, with power top
PL80285	1968-1968		REAR BODY HARNESS, convertible, Tempest custom
PL80305	1968-1968		REAR BODY HARNESS, coupe, all, 2 door
PL80315	1968-1968		REAR BODY HARNESS, coupe, all, 4 door
PL80325	1969-1969		REAR BODY HARNESS, convertible, trunk & intermediate, GTO
PL80335	1969-1969		REAR BODY HARNESS, convertible, trunk & intermediate, LeMans sport
PL80345	1969-1969		REAR BODY HARNESS, convertible, trunk & intermediate, Tempest Custom S
PL80355	1969-1969		REAR BODY HARNESS, coupe, trunk and intermediate, all 4 door
PL80365	1969-1969		REAR BODY HARNESS, coupe, trunk and intermediate, all Tempest and LeMans 2 door
PL80375	1969-1969		REAR BODY HARNESS, coupe, trunk and intermediate, GTO
PL80385	1970-1970		REAR BODY HARNESS, rear panel, with lamp monitor (set of 2)
PL80395	1970-1972		REAR BODY HARNESS, intermediate, convertible
PL80405	1970-1972		REAR BODY HARNESS, intermediate, coupe
PL80415	1970-1972		REAR BODY HARNESS, rear panel, without lamp monitor, (set of 2)
PL80425	1972-1972		REAR BODY HARNESS, intermediate, convertible, with seat belt warning
PL80435	1972-1972		REAR BODY HARNESS, intermediate, coupe, with seat belt warning
40735	1974-1975		REAR BACK UP LAMP EXTENSION, LeMans, Grand LeMans, LeMans sport, coupe and sedan Models Note: Mates with RB harness 40058 to complete RB wiring
40058	1974-1975		REAR BODY HARNESS, LeMans, Grand LeMans, LeMans sport, coupe and sedan models Note: Mates with backup extension 40735 to complete RB wiring
REAR WINDOW DEFROSTER HARNESSES			
PL70115	1964-1967		REAR WINDOW DEFROSTER HARNESS
PL70125	1968-1969		REAR WINDOW DEFROSTER HARNESS
PL70135	1970-1972		REAR WINDOW DEFROSTER HARNESS
SPEAKER HARNESSES			
06795	1964-1964		SPEAKER WIRE, single rear mounted speaker, except convertible and wagon
PL56270	1965-1968		SPEAKER HARNESS, single rear speaker
40784	1973-1977		SPEAKER HARNESS, with 4 speaker stereo, radio to rear speakers
SPEED WARNING HARNESSES			
PL85105	1965-1965		SPEED WARNING HARNESS
PL85115	1966-1967		SPEED WARNING HARNESS
PL85120	1968-1968		SPEED WARNING HARNESS
FB99161	1969-1969		SPEED WARNING HARNESS
PL85130	1970-1971		SPEED WARNING HARNESS
STEERING COLUMN ADAPTER HARNESSES			
37542	1964-1966		STEERING COLUMN ADAPTER HARNESS, for 1969-1976 GM column to stock dash Note: Adapts horn, directionals, hazard flasher to stock 8 pin T/L dash connector
37009	1964-1966		STEERING COLUMN ADAPTER HARNESS, for 1977 and later GM column to stock 1964-66 dash Note: Adapts horn, directionals, hazard flasher to stock 8 pin T/L dash connector
36882	1967-1968		STEERING COLUMN ADAPTER HARNESS, for 1969-1976 GM column to stock dash Note: Adapts horn, directionals, hazard flasher to stock 9 pin T/L dash connector
38127	1967-1968		STEERING COLUMN ADAPTER HARNESS, for 1977 and later GM column to stock dash Note: Adapts horn, directionals, hazard flasher to stock 9 pin T/L dash connector
TACHOMETER HARNESSES			
PL88110	1963-1963		TACHOMETER HARNESS
PL88115	1964-1964		TACHOMETER HARNESS
PL88120	1964-1965		TACHOMETER HARNESS, with transistor ignition
*INFO_19	1965-1965		TACHOMETER HARNESS, (see Rally gauge adapter harness)
PL88130	1966-1966		TACHOMETER HARNESS, 6 cyl., (with coil extension)
PL88155	1966-1967		TACHOMETER HARNESS, V8, dash mounted tachometer
PL88140	1967-1967		TACHOMETER HARNESS, 6 cyl., dash mounted tachometer
PL88150	1967-1967		TACHOMETER HARNESS, hood mounted tachometer, (with coil extension)
PL88145	1967-1967		TACHOMETER HARNESS, T.I. only, dash mounted tachometer to T.I. amplifier

PART #	YEARS	DATE CODE	DESCRIPTION
PL88160	1968-1968		TACHOMETER HARNESS, hood mounted tachometer
FB95974	1968-1969		TACHOMETER TO COIL WIRE, dash mounted tachometer
PL88170	1969-1972		TACHOMETER HARNESS, hood mounted tachometer
FB03708	1970-1971		TACHOMETER HARNESS, dash mounted tachometer
FB20430	1972-1972		TACHOMETER HARNESS, dash mounted tachometer
FB20431	1972-1972		TACHOMETER HARNESS, dash mounted tachometer, with unitized distributor

TEMPERATURE SENDER JUMPER

PL94115	1968-1969		TEMPERATURE SENDER JUMPER, 6 cyl., A/C
---------	-----------	--	--

TILT COLUMN ADAPTER HARNESSES

CH43617	1964-1965		TILT COLUMN ADAPTER HARNESS, turn signal switch adapter
PL92120	1966-1966		TILT COLUMN ADAPTER HARNESS, turn signal switch adapter

TRANSISTOR IGNITION HARNESSES

33225	1964-1964		TRANSISTOR IGNITION AMPLIFIER EXTENSION, early production, from internal circuit board to amp housing connector
28380	1964-1964		TRANSISTOR IGNITION EXTENSION HARNESS, T.I. harness to amplifier
26855	1964-1964		TRANSISTOR IGNITION HARNESS
27260	1965-1965		TRANSISTOR IGNITION HARNESS
28375	1966-1966		TRANSISTOR IGNITION HARNESS

TRANSMISSION CONTROLLED SPARK HARNESSES

16020	1971-1971		T.C.S. JUMPER HARNESS, 250 c.i., TH350 , engine harness to trans.
16005	1971-1971		T.C.S. JUMPER HARNESS, 250 c.i., with power glide, engine harness to trans.
36232	1972-1972		T.C.S. JUMPER HARNESS, 250 c.i., power glide or TH350, engine harness to trans.
36233	1972-1972		T.C.S. JUMPER HARNESS, 350 - 400 c.i., 3 speed or power glide

TRUNK LIGHT EXTENSION HARNESSES

31255	1964-1968		TRUNK LIGHT EXTENSION HARNESS
PL58225	1969-1969		TRUNK LIGHT EXTENSION HARNESS, convertible
PL58230	1969-1969		TRUNK LIGHT EXTENSION, coupe

TRUNK RELEASE HARNESSES

PL72078	1965-1968		TRUNK RELEASE HARNESS, electric
---------	-----------	--	---------------------------------

WIPER HARNESSES

PL43611	1964-1964		WINDSHIELD WIPER HARNESS, 2 speed wipers, with washer
---------	-----------	--	---

2 - Battery Cables

BATTERY CABLES - NEGATIVE / GROUND

05235	1964-1965		BATTERY CABLE, neg., 6 cyl.
03430	1964-1967		BATTERY CABLE, neg., V8
09205	1966-1966		BATTERY CABLE, neg., 6 cyl.
03435	1966-1966		BATTERY CABLE, neg., with 55 amp alternator
09845	1967-1967		BATTERY CABLE, neg., 6 cyl.
03435	1968-1970		BATTERY CABLE, neg., V8
14605	1970-1970		BATTERY CABLE, neg., 6 cyl.
14585	1970-1970		BATTERY CABLE, neg., V8, with ram air

BATTERY CABLES - POSITIVE

03475	1961-1963		BATTERY CABLE, pos., 4 cyl.
04635	1964-1964		BATTERY CABLE, pos., 6 cyl.
05370	1964-1964		BATTERY CABLE, pos., V8, battery to fender mounted junction block
05610	1964-1964		BATTERY CABLE, pos., V8, junction block to starter
04190	1965-1967		BATTERY CABLE, pos., 6 cyl.
09150	1965-1967		BATTERY CABLE, pos., V8, with power options
09145	1965-1967		BATTERY CABLE, pos., V8, without power options
09885	1967-1967		BATTERY CABLE, pos., V8, with power options and HO ram air
09880	1967-1967		BATTERY CABLE, pos., V8, without power options and with HO ram air

PART #	YEARS	DATE CODE	DESCRIPTION
04190	1968-1968		BATTERY CABLE, pos., V8
04195	1968-1968		BATTERY CABLE, pos., V8, with HO ram air
04195	1969-1969		BATTERY CABLE, pos., V8
13320	1969-1969		BATTERY CABLE, pos., V8, with HO ram air
14590	1970-1970		BATTERY CABLE, pos., V8, except ram air
04195	1970-1970		BATTERY CABLE, pos., V8, with ram air

3 - Spark Plugs

ORIGINAL SPARK PLUG WIRE SETS - DATE CODED

2336-611	1961-1961	1-Q-61	SPARK PLUG WIRE SET, V8, all
2336-613	1962-1962	3-Q-61	SPARK PLUG WIRE SET, V8, all
2336-621	1962-1962	1-Q-62	SPARK PLUG WIRE SET, V8, all
2340-623	1963-1963	3-Q-62	SPARK PLUG WIRE SET, V8, all
2340-631	1963-1963	1-Q-63	SPARK PLUG WIRE SET, V8, all
2022-633	1964-1964	3-Q-63	SPARK PLUG WIRE SET, L6, all
2022-641	1964-1964	1-Q-64	SPARK PLUG WIRE SET, L6, all
2342-633	1964-1964	3-Q-63	SPARK PLUG WIRE SET, V8, all
2342-641	1964-1964	1-Q-64	SPARK PLUG WIRE SET, V8, all
2022-643	1965-1965	3-Q-64	SPARK PLUG WIRE SET, L6, all
2022-651	1965-1965	1-Q-65	SPARK PLUG WIRE SET, L6, all
2344-643	1965-1965	3-Q-64	SPARK PLUG WIRE SET, V8, all
2344-651	1965-1965	1-Q-65	SPARK PLUG WIRE SET, V8, all
2026-653	1966-1966	3-Q-65	SPARK PLUG WIRE SET, L6, all, (OHC)
2026-661	1966-1966	1-Q-66	SPARK PLUG WIRE SET, L6, all, (OHC)
2344-653	1966-1966	3-Q-65	SPARK PLUG WIRE SET, V8, all
2344-661	1966-1966	1-Q-66	SPARK PLUG WIRE SET, V8, all
2026-663	1967-1967	3-Q-66	SPARK PLUG WIRE SET, L6, all, (OHC)
2026-671	1967-1967	1-Q-67	SPARK PLUG WIRE SET, L6, all, (OHC)
2348-663	1967-1967	3-Q-66	SPARK PLUG WIRE SET, V8, all
2348-671	1967-1967	1-Q-67	SPARK PLUG WIRE SET, V8, all
2026-673	1968-1968	3-Q-67	SPARK PLUG WIRE SET, L6, all, (OHC)
2026-681	1968-1968	1-Q-68	SPARK PLUG WIRE SET, L6, all, (OHC)
2354-673	1968-1968	3-Q-67	SPARK PLUG WIRE SET, V8, all
2354-681	1968-1968	1-Q-68	SPARK PLUG WIRE SET, V8, all
2026-683	1969-1969	3-Q-68	SPARK PLUG WIRE SET, L6, all, (OHC)
2026-691	1969-1969	1-Q-69	SPARK PLUG WIRE SET, L6, all, (OHC)
2354-683	1969-1969	3-Q-68	SPARK PLUG WIRE SET, V8, all
2354-691	1969-1969	1-Q-69	SPARK PLUG WIRE SET, V8, all
1016-693	1970-1970	3-Q-69	SPARK PLUG WIRE SET, L6, all
1016-701	1970-1970	1-Q-70	SPARK PLUG WIRE SET, L6, all
2354-693	1970-1970	3-Q-69	SPARK PLUG WIRE SET, V8, all
2354-701	1970-1970	1-Q-70	SPARK PLUG WIRE SET, V8, all
1016-703	1971-1971	3-Q-70	SPARK PLUG WIRE SET, L6, all
1016-711	1971-1971	1-Q-71	SPARK PLUG WIRE SET, L6, all
2362-703	1971-1971	3-Q-70	SPARK PLUG WIRE SET, V8, all, 455 c.i. HO
2362-711	1971-1971	1-Q-71	SPARK PLUG WIRE SET, V8, all, 455 c.i. HO
2360-703	1971-1971	3-Q-70	SPARK PLUG WIRE SET, V8, Pontiac eng., all, except 455 c.i. HO
2360-711	1971-1971	1-Q-71	SPARK PLUG WIRE SET, V8, Pontiac eng., all, except 455 c.i. HO
1016-713	1972-1972	3-Q-71	SPARK PLUG WIRE SET, L6, all
1016-721	1972-1972	1-Q-72	SPARK PLUG WIRE SET, L6, all
2364-713	1972-1972	3-Q-71	SPARK PLUG WIRE SET, V8, Pontiac eng., all, except unitized distributor
2364-721	1972-1972	1-Q-72	SPARK PLUG WIRE SET, V8, Pontiac eng., all, except unitized distributor
1016-723	1973-1973	3-Q-72	SPARK PLUG WIRE SET, L6, all

PART #	YEARS	DATE CODE	DESCRIPTION
1016-731	1973-1973	1-Q-73	SPARK PLUG WIRE SET, L6, all
2364-723	1973-1973	3-Q-72	SPARK PLUG WIRE SET, V8, all, except unitized distributor
2364-731	1973-1973	1-Q-73	SPARK PLUG WIRE SET, V8, all, except unitized distributor
1016-733	1974-1974	3-Q-73	SPARK PLUG WIRE SET, L6, all
1016-741	1974-1974	1-Q-74	SPARK PLUG WIRE SET, L6, all
2364-733	1974-1974	3-Q-73	SPARK PLUG WIRE SET, V8, all, except unitized distributor
2364-741	1974-1974	1-Q-74	SPARK PLUG WIRE SET, V8, all, except unitized distributor

ORIGINAL SPARK PLUG WIRE SETS - NOT DATE CODED

2336-000	1961-1961	NOT	SPARK PLUG WIRE SET, V8, all
----------	-----------	-----	------------------------------

ORIGINAL SPARK PLUG WIRE SETS - REPRODUCTION - NOT DATE CODED

2368-999	1974-1974	NOT	SPARK PLUG WIRE SET, V8, all, with H.E.I.
----------	-----------	-----	---

4 - Switches & Parts

BACKUP LIGHT SWITCHES

01993662	1964-1964		BACKUP LIGHT SWITCH ASSEMBLY, 4 speed manual trans.
01993310	1965-1967		BACKUP LIGHT SWITCH ASSEMBLY, 3 speed manual trans.
01993309	1965-1967		BACKUP LIGHT SWITCH ASSEMBLY, 4 speed manual trans.
39507	1966-1967		BACK UP SWITCH MOUNTING KIT, muncie 4 speed, includes bracket, shield, rod, clips, screws, and washers
03943657	1969-1972		BACKUP LIGHT SWITCH, manual trans.
03943657	1973-1977		BACKUP LIGHT SWITCH, manual trans., (service part)

Note: This part number is not 100% correct in appearance for this application, although it will operate correctly. This application was serviced by GM part number 06270695.

BREAKERLESS SE IGNITION SYSTEM

38131	1964-1974		BREAKERLESS SE IGNITION SYSTEM, GM V8 point conversion kit Note: Replaces stock points with an electronic SE ignition module
-------	-----------	--	--

CIRCUIT BREAKERS

04849850	1963-1963		CIRCUIT BREAKER, 40 amp, for power seats
04850166	1976-1979		CIRCUIT BREAKER, 30 amp for p/windows or p/locks, Ventura
04850166	1979-1979		CIRCUIT BREAKER, 30 amp for electric rear defogger, Ventura

HEADLIGHT SETS T-3 SEALED BEAM

SB6067S	1964-1967		SEALED BEAM HEADLIGHT SET, GUIDE 12V "T3" style, for dual beam headlight setup Note: Set contains 2 hi/low beam and 2 hi beam headlights
SB6871S	1968-1971		SEALED BEAM HEADLIGHT SET, GUIDE 12V "T3" style, for dual beam headlight setup Note: Set contains 2 hi/low beam and 2 hi beam headlights

IGNITION SWITCHES

01990110	1971-1987		IGNITION SWITCH, all, with tilt
01990109	1971-1987		IGNITION SWITCH, all, without tilt

NEUTRAL SAFETY SWITCHES

01993659	1964-1966		NEUTRAL SAFETY / BACKUP LIGHT SWITCH, column shift powerglide auto. trans.
09779665	1965-1968		NEUTRAL SAFETY / BACKUP LIGHT SWITCH, console mounted automatic transmission
09779665	1968-1968		NEUTRAL SAFETY / BACKUP LIGHT SWITCH, woodgrained console mounted automatic transmission
01994235	1969-1973		NEUTRAL SAFETY / BACKUP LIGHT SWITCH, column shift auto. trans.
03983965	1971-1974		NEUTRAL SAFETY SWITCH ASSEMBLY, 3 speed manual trans., clutch pedal mounted
03983965	1973-1974		NEUTRAL SAFETY SWITCH ASSEMBLY, 4 speed manual trans., clutch pedal mounted
01994163	1974-1974		NEUTRAL SAFETY / BACKUP LIGHT SWITCH, column shift auto. trans.

POWER CONVERTIBLE TOP SWITCHES

09782978	1966-1967		POWER CONVERTIBLE TOP SWITCH
----------	-----------	--	------------------------------

POWER WINDOW SWITCHES

04432791	1964-1970		POWER WINDOW SWITCH ASSEMBLY, 4 button, round corner style, chrome
04432790	1964-1970		POWER WINDOW SWITCH ASSEMBLY, single button, round corner style, chrome

TEMPERATURE SENDING SWITCHES

01513321	1965-1965		TEMPERATURE SENDING UNIT, all, with gauge, with "T" type terminal connection Note: Requires a 56 series female terminal and connector
----------	-----------	--	---

PART #	YEARS	DATE CODE	DESCRIPTION
--------	-------	-----------	-------------

06402383	1966-1967		TEMPERATURE SENDING UNIT, V8, with gauge
06402383	1968-1969		TEMPERATURE SENDING UNIT, all, with gauge
01513321	1970-1972		TEMPERATURE SENDING UNIT, all, with gauge, with "T" type terminal connection Note: Requires a 56 series female terminal and connector

TRANSISTOR IGNITION AMPLIFIER REPLACEMENT MODULE

32270	1964-1966		TRANSISTOR IGNITION AMPLIFIER REPLACEMENT MODULE Note: Replaces original circuit board in amplifier
-------	-----------	--	---

TRANSMISSION KICKDOWN SWITCH

01242101	1967-1974		KICKDOWN SWITCH, TH400
----------	-----------	--	------------------------

TURN SIGNAL SWITCHES

00383033	1964-1964		TURN SIGNAL SWITCH, all without tilt, (includes lead wiring and lamp socket), "BPC" metal type
01993624	1964-1966		TURN SIGNAL SWITCH, all with tilt wheel
00387126	1965-1966		TURN SIGNAL SWITCH, column shift auto. trans., w/o tilt wheel, (includes lead wiring), "BPC" metal type
00387115	1965-1966		TURN SIGNAL SWITCH, manual trans. & console shift auto. trans., without tilt, (includes lead wiring), "BPC" metal type
05698897	1967-1968		TURN SIGNAL SWITCH, all with column shift auto. trans., with and without tilt, "DELCO-GUIDE" type Note: Emergency flasher actuator hole in outer collar has a "D" shape
05698520US	1967-1968		TURN SIGNAL SWITCH, all, DELCO GUIDE TOOLING , (includes lead wiring), all ex: corning lamps w/"BOYNE" type Note: Emergency flasher actuator hole in outer collar has a "O" shape
07800482	1967-1968		TURN SIGNAL SWITCH, all, with column shift auto. trans., with and without tilt, (except tilt and telescopic), without cornering lamps, "DELCO-GUIDE" type Note: Emergency flasher actuator hole in outer collar is round
01997963	1969-1969		TURN SIGNAL SWITCH, without cornering lights, (includes lead wiring)
01997963	1970-1970		TURN SIGNAL SWITCH, without cornering lights, without tilt (includes lead wiring)
01997963	1971-1974		TURN SIGNAL SWITCH, without cornering lights, (includes lead wiring)

WINDSHIELD WIPER SWITCHES

01998719	1961-1963		WIPER SWITCH, single speed with washer
01993584	1963-1963		WIPER SWITCH, 2 speed with washer
01993541	1964-1965		WIPER SWITCH, single speed with washer
01993372	1967-1967		WIPER SWITCH, 2 speed with washer
01993371	1968-1968		WIPER SWITCH, with washer and recess park
01993425	1968-1968		WIPER SWITCH, with washer, without recess park
01994180	1972-1976		WIPER SWITCH, without pulse wiper, Ventura
01994180	1974-1974		WIPER SWITCH, without pulse wiper

6 - Harness Repair

VARIOUS HARNESS REPAIR ITEMS

R0067108			HARNESS TAPE, 1.25" vinyl, (100 ft. roll), non-adhesive
PM485-007			HARNESS TAPE, black, 1.25" cloth adhesive, (100 ft. roll)
PM451-001			LOOM .133" I.D. asphalt, (sold by the foot)
34620			TEMPERATURE SENDER UNIT WIRE REPAIR KIT, single wire