



2019
PERFORMANCE
PARTS & EQUIPMENT

RACING · HOT ROD
STREET · OFF-ROAD



Scott Douglas
Photo: Dan Parkison



SPECIALTY ITEMS FOR THE SHOP, TRAILER & TRACK!



GM LS Mini-Starter
ALL80516



Flange Mount Oil Coolers
ALL30145, ALL30146



Shock Canister Mounts
ALL64269 - ALL64273



Deluxe
Air Rivet Gun
ALL18207



Adjustable Aluminum
Fitting Wrenches
ALL11152, ALL11153



Adjustable
Fuel Logs
ALL26150, ALL26151



2-1/4" & 4"
Tire Pressure
Gauges
ALL44046 -
ALL44058



Jason Mitchell Photo: JohnnyB Imagery



AVAILABLE AT PERFORMANCE PARTS DEALERS WORLDWIDE



2018 US Nationals Champion Terry McMillen & Team

Look to Allstar Performance for constant innovation, with many new parts added to our lineup each year, many due to customer demand. The 2019 Allstar Performance catalog includes a wide selection of parts,

tools, and supplies, all designed to meet the needs of motorsports professionals and enthusiasts alike.

Dirt, pavement, or workshop – Allstar Performance has what it takes to ensure success with any project.



Contents

New Products	3-7	Hub Bearings & Seals	137-138
Air Cleaners & Accessories	8-11	Rear Ends & Axles	139-149
Body	12-23	Safety/Driver Equipment	150-155
Brake	24-36	Sprint Car Components	156-170
Bumpers & Noses	37-40	Steering	171-178
Chassis	41-57	Suspension	179-209
Chemicals	58-61	Tools & Pit Equipment	210-241
Cooling	62-72	Transmission Components	242-245
Electrical, Gauges & Ignition	73-87	Wheel & Tire Accessories	246-253
Engine	88-100	Apparel & Display Material	254-256
Fasteners	101-115	Numerical Index	257-279
Fittings & Hoses	116-127	Product Index	280-286
Fuel System Components	128-136	Terms & Conditions	288



ALLSTAR PERFORMANCE Employee R&D Team

As you can see here, we are hard-core performance enthusiasts. We not only stand behind our products, we use them!



Steve & Doug Needles



Bob Baldwin



Eddie Smith (son Trey)



Bryan Postelli



Jon Beach



Bob Martin



Rich Farnsworth



Mike Zordan (son Josh)



Roger Chapman



Brandon Zachary



Curt Spalding



Brian Morlock



Craig Mullauer



Greg Strom



Caleb Mullauer



Jim Kaekel, Jr



Scott Wahlstrom



Tom Rutherford



Joe Petlick



Joe Coombs



George Lane



Plastic Air Pan

ALL26104


Page 11



Windshield Support

ALL23245

Page 23



Aluminum Panels

ALL22237

Page 12

NEW .090" Thickness!

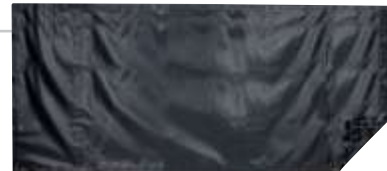


Dirt Skirtz For Fuel Cells

ALL23309

Page 23

NEW SIZE!



Cordless Rivet Gun

ALL18212

Page 14, 206, 212



Universal Tow Hooks

ALL22311, ALL22312

Page 40



Cleco Pin Fastener Kits

ALL18221, ALL18225

Page 14, 104, 213



Steering Shaft Rod End Mounting Tab

ALL52133


Page 44, 174



Late Model Body Brace Kit

ALL23107

Page 15



Ground Stud **ALL76147**

Page 50, 78



Plastic Body Strap

ALL23088, ALL23088-5

Page 17



Accessory Clamp

ALL10455 - ALL10490

Page 57



Rear T-Bar Breakaway

ALL23255

Page 22



Late Model Radiator **ALL30044**

Page 63



NEW PRODUCTS

Aluminum Electric Fan Shrouds
ALL30060 - ALL30064

Page 66



LS Ignition Coils
ALL81400 - ALL81403

Page 86



GM Style 4-Blade Fan
ALL30099

Page 67



Oil Filter Cutter
ALL10538

Page 88, 218



Water Pump Cam Stop
ALL99415

Page 68



Deck Mount Breather Tank
ALL36105

Page 90



Plastic Overflow Tanks
ALL36154, ALL36155

Page 72



2-1/2" Electric Exhaust Cutout
ALL34231

Page 96



Battery Disconnect Panel
ALL80129

Page 79



CT525 Motor Mounts
ALL38085

Page 99




Jeep/AMC 6 Cylinder Performance Distributor
ALL81255

Page 85



LS Motor Mount Adapters **ALL38084**

Page 100



3/16" Small Head Economy Racin' Rivets

ALL18000 - ALL18023

Page 102



Plastic Body Bolt Washers

ALL18845 - ALL18849

Page 108



3/16" Large Head Economy Racin' Rivets

ALL18010 - ALL18033

Page 102



Windshield Mounting Kit

ALL16914, ALL16930

Page 109



3/16" Tri-Fold, Large Head Rivets

ALL18060 - ALL1863

Page 103



Hourglass Spacers

ALL18800 - ALL18838

Page 112



Body Reinforcing Plates

ALL18986, ALL18986-50

Page 106



NOW IN BLACK!

5/8" Rod End Reducer Spacers

ALL18618, ALL18619

Page 112, 203

NEW SIZES!



Clamp-On Quick Turn Fastener Brackets


ALL19430 - ALL19435

Page 106



Bolt Center Caps **ALL10678**

Page 113, 202, 239



Plastic Countersunk Bolt Kits

ALL18680 - ALL18694

Page 108



Coated Braided Steel Lines

ALL48384, ALL48389, ALL48426, ALL48390, ALL48427

Page 119

NEW 40" LENGTH!



#6 Coated Braided Steel Lines With Aluminum Ends **ALL48465-12 - ALL48465-192**

Page 119



-6AN Inline Fuel Filter

ALL40223


Page 129



Drain Plug Kits

ALL50732 - ALL50735

Page 149



Ford 9" Floater Housings

ALL68820 - ALL68824

Page 139

Now With 2.5" Pin!



Combo Remote Fill Tank

ALL36134

Page 149



Hot Rod Ford 9" Housings

ALL68830 - ALL68834

Page 139



Tear Off Machine

ALL13104

Page 152



Bench Yoke

ALL11360

Page 142, 240



Radio Boxes

ALL10439 - ALL10442

Page 154



Quick Change Jack Post Brackets

ALL68346, ALL68347

Page 143



Knee Guard Mount

ALL5232

Page 163



Ford 9" U-Joint Girdle Kit

ALL69025

Page 147



Firewall Mount Power Steering Tanks

ALL36136, ALL36137

Page 172



Driveshafts

ALL69019, ALL69023, ALL69024

Page 148

NEW LENGTHS!



Dropped Steel Tie Rod Tubes

ALL57040-10, ALL57040-15, ALL57040-16

Page 176



Lightweight, Low Friction Lower Control Arm Bushings

ALL56227, ALL56228, ALL56229

Page 183



Lower Control Arm Limit Clamps

ALL68340, ALL68341, ALL68342

Page 185



Ride Height Set-Up Stick

ALL10658

Page 188, 238



Shock Shaft Boot

ALL64198

Page 191



Single Shock Workstation

ALL64263

Page 191



Flat Panel Shock Canister Mount

ALL64273

Page 191



2-Piece Limit Chain Clamps

ALL68336, ALL68337

Page 205



1-Piece Limit Chain Clamps

ALL68332, ALL68333

Page 205



Retainer Clamps, 2-Piece

ALL68338, ALL68339

Page 205



Stack Stands

ALL10254

Page 229



Multiple Head Tire Siper

ALL10569

Page 233, 236, 249



Transmission Coolers

ALL26700

Page 243



Allstar Full-Zip Hoodie

ALL99917

Page 254



Lightweight 14" Aluminum Air Cleaner Kits

Race and dyno proven air cleaners feature a low profile and free flowing design that creates more power over standard flat air cleaner assemblies. Kits include a high flowing dropped base with matching lid and a sure seal spacer with an integrated O-ring for a positive seal on carburetors with a 5-1/8" neck.

Kits Without Element

These kits are sold without filters. Select plain or black coated finish and the correct height sure seal spacer.



Description	Plain Finish	Black Finish
Kit With 1/2" Sure Seal Spacer	ALL25900	ALL25901
Kit With 1" Sure Seal Spacer	ALL25902	ALL25903
Kit With 1-1/2" Sure Seal Spacer	ALL25904	ALL25905
Kit With 2" Sure Seal Spacer	ALL25906	ALL25907

Kits With Paper Element

Kits include a paper element filter in choice of 3", 3-1/2", 4" or 5" height and a 1" sure seal spacer. Choose from plain or black coated finish lid and base.



Description	Plain Finish	Black Finish
Kit With 3" Paper Element	ALL25910	ALL25911
Kit With 3-1/2" Paper Element	ALL25912	ALL25913
Kit With 4" Paper Element	ALL25914	ALL25915
Kit With 5" Paper Element	ALL25916	ALL25917

Kits With Washable Element

Kits include a pre-oiled washable element filter in choice of 3", 4", 5" or 6" height and a 1" sure seal spacer. Choose from plain or black coated finish lid and base.



Description	Plain Finish	Black Finish
Kit With 3" Washable Element	ALL25920	ALL25921
Kit With 4" Washable Element	ALL25922	ALL25923
Kit With 5" Washable Element	ALL25924	ALL25925
Kit With 6" Washable Element	ALL25926	ALL25927

Individual Components

- ALL25940..... 14" Top Plain
- ALL25941..... 14" Bottom Plain
- ALL25942..... 14" Top Black
- ALL25943..... 14" Bottom Black
- ALL25944..... 1/2" Sure Seal Spacer (places air cleaner base 1-1/8" below carb neck sealing flange)
- ALL25945..... 1" Sure Seal Spacer (places air cleaner base 5/8" below carb neck sealing flange)
- ALL25946..... 1-1/2" Sure Seal Spacer (places air cleaner base 1/8" below carb neck sealing flange)
- ALL25947..... 2" Sure Seal Spacer (places air cleaner base 3/8" above carb neck sealing flange)



ALL25945

14" Aluminum Air Cleaner Kits

Low profile, spun aluminum air cleaner kits have a plain or black finished lid, a base for carburetors with 5-1/8" necks and O-ring spacers for a positive seal. Elements sold separately.



ALL26094

- ALL26094..... Plain Kit With 1/2" Spacer
- ALL26097..... Black Kit With 1/2" Spacer
- ALL26095..... Plain Offset Base Kit With 1/2" Spacer
- ALL26098..... Plain Kit With 1" Spacer
- ALL26099..... Black Kit With 1" Spacer

Individual Components

- ALL26090..... Plain Top
- ALL26088..... Black Top
- ALL26092..... Standard Base
- ALL26091..... Offset Base
- ALL26085..... 1/2" Spacer (places base 1-3/8" below carb neck sealing flange)
- ALL26086..... 1" Spacer (places base 7/8" below carb neck sealing flange)
- ALL26087..... 1-1/2" Spacer (places base 3/8" below carb neck sealing flange)
- ALL25947..... 2" Spacer (places base 1/8" above carb neck sealing flange)
- ALL26084..... Replacement Spacer O-ring

16" Aluminum Air Cleaner Kit **ALL26096**

Larger diameter unit provides increased filter area and air flow over standard 14" air cleaners allowing the same amount of flow when using a shorter element due to limited clearance. Kit includes a low profile, spun aluminum lid, a base for carburetors with 5-1/8" neck and a 1/2" tall O-ring spacer for a positive seal. Element sold separately.



Individual Components

- ALL26089..... Top
- ALL26093..... Base
- ALL26085..... 1/2" Spacer (places base 1-11/16" below carb neck sealing flange)
- ALL26086..... 1" Spacer (places base 1-3/16" below carb neck sealing flange)
- ALL26087..... 1-1/2" Spacer (places base 11/16" below carb neck sealing flange)
- ALL25947..... 2" Spacer (places base 3/16" below carb neck sealing flange)
- ALL26084..... Replacement Spacer O-ring

Offset Air Cleaner Base

ALL26091

14" base is offset 1" and commonly used for extra distributor clearance. Offset base has a 1-1/2" drop and will fit carburetors with a 5-1/8" neck including Q-Jets, Holley 2bbl. and Edelbrock carburetors without choke. Base will not work with Holley 4bbl. carburetors. Offset air cleaner stud ALL26057 is required.





2BBL. Air Cleaner Base

ALL26081

Aluminum air cleaner base has 14" overall diameter. 5/8" drop, plain finish. 3" diameter carburetor flange.



Air Cleaner Adapter



Use the more readily available 4bbl. air cleaner on a Rochester 2bbl. carburetor. Accessorize with aftermarket air cleaner and retain stock 2bbl. carburetor and intake. Racing classes using a 2bbl. can benefit from the higher flow of a 4bbl. air cleaner. Made of high strength ABS plastic. Adapter has a 3" I.D. and a 5-1/8" O.D.

Air Cleaner Hold Down Seal



Hold down seal prevents dirt from collecting in the "cup" of the air cleaner lid, which can fall into the carburetor causing major engine damage. This is specially designed to fit Allstar aluminum air cleaner lids. Available to fit 1/4" or 5/16" carburetor studs.

ALL26050..... 1/4"-20 Threads
ALL26051..... 5/16"-18 Threads

O-Ring Carb Nuts

Seal air cleaner and eliminate using a wrench to remove air cleaner assembly. Black aluminum nuts have a grooved pattern for non-slip grip.



ALL26045

ALL26046

Short Nut - 5/8" Tall

ALL26045..... 1/4"-20 Thread
ALL26047..... 5/16"-18 Thread

Tall Nut - 1-1/4" Tall

ALL26046..... 1/4"-20 Thread
ALL26048..... 5/16"-18 Thread

Air Cleaner Studs

Straight and offset studs (for use with Allstar offset base air cleaners) are 6" long with 1/4"-20 threads and a wing nut. ALL26056 also has an adapter for carbs with 5/16"-18 threads. ALL26057 has a 1-1/2" offset.



ALL26057

ALL26056

ALL26058

ALL26056..... Straight Stud With Adapter
ALL26057..... Offset Stud, 1/4" x 6"
ALL26058..... Adapter, 1/4" To 5/16"

Straight Air Cleaner Studs

Studs have 5/16"-18 threads and are 6" long.

ALL26054..... Aluminum
ALL26055..... Chrome Moly



ALL26054

Air Cleaner Filters

Mesh filters fit over an air cleaner assembly adding another layer of protection against dirt, dust and debris. Filters fit Allstar paper and washable 14" air cleaners, and will not fit oversized units like R2C.



Filters Without Top Cover

ALL26220..... 14" x 3"
ALL26221..... 14" x 4"
ALL26222..... 14" x 5"

Filters With Top Cover

ALL26224..... 14" x 4"
ALL26225..... 14" x 5"

Paper Air Filter Elements

High performance paper air filter elements increase air flow.

ALL26020..... 14" x 3" ALL26028..... 16" x 3"
ALL26021..... 14" x 3-1/2" ALL26029..... 16" x 3-1/2"
ALL26022..... 14" x 4" ALL26030..... 16" x 4"
ALL26023..... 14" x 5"



Washable Air Filter Elements

Washable air filter elements offer better engine protection and increase air flow for more power and torque. Elements are pre-oiled and available in four heights.

ALL26000..... 14" x 3" ALL26004..... 14" x 5"
ALL26002..... 14" x 4" ALL26006..... 14" x 6"



Air Cleaner Top Element

ALL26010

Unique 14" dia. element replaces traditional metal lid to increase air flow for more horsepower and torque. Washable element may be cleaned and used over and over. Top element is pre-oiled and ready for installation.



Air Cleaner Cover

ALL26230

Water-repellent cover fits 14" diameter air cleaner assemblies from 3" to 6" tall. Perfect for washing or storage and includes a draw string.






Filter Cleaning Station

ALL26009

Filter cleaning station simplifies and speeds up the process of servicing 14" washable air filters. Spray air filter with a cleaner/degreaser as recommended by filter manufacturer. Allow a brief time to soak and then flush clean with a garden hose. Allow filter to dry completely then apply an even application of filter oil, if applicable. For use with washable filter elements only.



Air Filter Cleaner ALL78222

Spray solution directly onto dirty air filter. Allow a brief time to soak, 5-10 minutes then rinse clean with water. For use with Allstar washable air filter elements. Plastic 24 oz. bottle.



Breathers

Shielded or non-shielded clamp-on breathers will fit valve cover tubes.

- ALL36202..... Non-Shielded Breather, 1-1/2"
- ALL36203..... Shielded Breather, 1-1/2"
- ALL36204..... Non-Shielded Breather, 1-3/8"
- ALL36205..... Shielded Breather, 1-3/8"



Breather Sock ALL36208

The breather sock fits over standard 3" diameter, 2-1/2" tall valve cover breathers to help catch residual oil discharged from the engine through valve cover breathers. A practical alternative to wrapping dirty shop rags around valve cover breathers! Socks are easily cleaned with a mild detergent.



Breather Filters

Mesh filters add another layer of protection against dirt, dust and debris. Fits 3" diameter breathers typically used on valve covers, breather tanks and helmet systems.

- ALL26227..... Fits Non-Shielded Breathers
- ALL26228..... Fits Shielded Breathers



Related Parts

- ALL36202..... Non-Shielded Breather, 1-1/2"
- ALL36203..... Shielded Breather, 1-1/2"
- ALL36204..... Non-Shielded Breather, 1-3/8"
- ALL36205..... Shielded Breather, 1-3/8"

Breather Cover ALL26232

Water-repellent cover fits 3" diameter breathers commonly found on valve covers, breather tanks and helmet systems. Cover with drawstring fits both shielded and non-shielded breathers.



Carb Hats

Carburetor hats are ideal to cover open carbs and prevent debris from falling into the engine while working in garage or pit area while the air cleaner is removed. 2-1/2" tall carb hats are designed to fit most carbs or throttle bodies with a 5-1/8" diameter neck.

- ALL26040..... Plastic Carb Hat
- ALL26042..... Plastic Carb Hat With Screen, Use When Adjusting Valves
- ALL26043..... Aluminum Carb Hat, Standard Spun Aluminum
- ALL26044..... Aluminum Carb Hat, Deluxe Machined Aluminum With Sealing O-Ring



Note: Hats will not clear choke linkage or shaft on Holley style carbs but will clear choke horn with choke linkage and shaft removed.

Dominator Carb Hat ALL26041

Plastic carb hat is 2-3/8" tall and fits over the 7-1/4" air cleaner opening of Holley Dominator carburetors to prevent water or debris from entering the engine. Solid cover may be drilled when an air cleaner stud is used.



Sprint Car Wash Plug Set

Aluminum plugs have O-rings for a watertight seal and will keep dirt out of injectors while cleaning sprint car. 4-piece set comes with a nylon storage pouch.



ALL26072

Part No.	Size	Wash Plug Dia.	Stack Dia.
Kinsler			
ALL26072	2-1/4"	2.328"	2.335"
ALL26073	2-11/16"	2.762"	2.790"
ALL26074	2-3/4"	2.848"	2.875"
ALL26075	2-13/16"	2.921"	2.950"
ALL26076	2.90"	2.973"	3.00"
Engler			
ALL26033	2-1/2"	2.632"	2.650"
ALL26035	2-13/16"	2.885"	2.905"
ALL26036	2.90"	2.973"	3.00"
ALL26038	3"	3.073"	3.10"
Hilborn			
ALL26032	2-7/16"	2.483"	2.50"

Air Pans

Lightweight aluminum air pans fit between the carburetor and cowl area to keep engine heat away from and direct cool air to the carburetor. Cooler intake air means extra horsepower. Carb mounting flange is uncut.

- ALL26100..... Stepped Plenum
- ALL26101..... Flat Plenum



ALL26100

ALL26101

Universal Plastic Air Pan **ALL26104**

Durable plastic pan fits over the base of most 14" air cleaners and acts as a cold air box sealing off the air cleaner assembly from the engine heat. Universal fit pan is designed for vehicles with air cleaner openings in the hood and will require additional trimming and sealing for a proper fit. Pan measures 18" x 4" and includes a silicone air cleaner base seal.

NEW!



Hood Scoops

Carbon fiber look scoops are molded from durable high impact plastic and have a molded-in flange for easy mounting. Protect air cleaners that protrude through the hood from dirt and debris.

- ALL23230..... 2-1/2" Tall Tapered Front
- ALL23232..... 3-1/2" Tall Tapered Front
- ALL23233..... 3-1/2" Tall Open Front
- ALL23235..... 3-1/2" Tall Straight Front
- ALL23237..... 5-1/2" Tall Straight Front



Aero Scoops

Aerodynamically designed fiberglass scoops are strong yet lightweight with a durable, black high-gloss, seamless gelcoat finish and a 2" wide mounting flange. Open back scoops have an angled 6" tall rear opening to fit most windshields.



Part No.	Description	Overall Height	Overall Length	Width w/o Flange
ALL23280	Open Back	13-1/2"	50"	14-1/2"
ALL23282	Open Back	13"	50"	14-1/2"
ALL23284	Closed Back	12"	38"	14-1/2"

Dragster Scoops




Strong yet lightweight, fiberglass scoops have a durable, black high-gloss, seamless gelcoat finish. Complete installation on 4500 series carburetors requires a scoop tray mounting kit, which mounts between carb and intake manifold to secure ALL23288 scoop tray. Scoops are typically secured to tray with quick turn fasteners and hardware (sold separately).

Part No.	Overall Height	Overall Length	Width
ALL23270	16"	33"	14"
ALL23272	15-1/2"	25-1/2"	14"
ALL23274	20-1/2"	29-1/2"	14"

Dragster Scoop Tray

ALL23288

Fiberglass scoop tray is the lower portion of the scoop or plenum that directs air into the carburetor. Provides a strong base for mounting Allstar Performance as well as other dragster scoops. Commonly fastened with quick turn fasteners. Tray fits most 4500 series carburetors and attaches to many popular scoop tray mounts. Tray measures 3" tall x 21-5/8" long x 13-1/2" wide.



Scoop Tray Mounts

Scoop tray mounts offer an all in one solution to mount a scoop tray, throttle, and nitrous solenoid. Mounts provide a clean look, eliminating the need to use multiple brackets, mounts and gaskets. CNC machined from 6061 aluminum, black anodized.

- ALL54302..... 4150
- ALL54304..... 4500
- ALL54306..... 4150 With Nitrous Mount
- ALL54308..... 4500 With Nitrous Mount



Quick Turn Starter Kit

ALL19410

Not sure where to start when using quick turn fasteners? Use this kit as a starting point to determine correct fasteners for application. Kit includes two different lengths of Allstar's most popular oval head 7/16" fasteners (five ALL19280 and five ALL19286), ten ALL19330 springs and twenty-five multi-grip rivets.





4' x 8' Plastic Sheets




HDPE sheet plastic is 4' x 8' and available in two thicknesses .070" and .100". The .070" thick sheets are the same thickness as our rolled plastic and available in black and white. The .100" thick sheets are available in many of the same colors as our rolled plastic.

- ALL22246..... 0.070", White
- ALL22248..... 0.070", Black
- ALL22460..... 0.100", White
- ALL22461..... 0.100", Black
- ALL22462..... 0.100", Red
- ALL22464..... 0.100", Chevron Blue (Med.)
- ALL22465..... 0.100", Orange
- ALL22466..... 0.100", Yellow
- ALL22467..... 0.100", Purple

Rolled Plastic

HDPE rolled plastic is 24" wide by .070" thick commonly used for spoilers, skirts, body patchwork, etc. Sold in pre-cut lengths (10, 25 and 50 ft.).



Color	10 Ft. Roll	25 Ft. Roll	50 Ft. Roll
Black	ALL22400	ALL22401	ALL22402
White	ALL22405	ALL22406	ALL22407
Red	ALL22410	ALL22411	ALL22412
Orange	ALL22420	ALL22421	ALL22422
Yellow	ALL22425	ALL22426	ALL22427
Purple	ALL22430	ALL22431	ALL22432
Pepsi Blue (Light)	ALL22415	ALL22416	ALL22417
Chevron Blue (Med.)	ALL22440	ALL22441	ALL22442

Polycarbonate Sheeting



Scratch Proof – Material does not scratch easily when hit by debris, or when cleaned. Most popular for windshields, but also may be used for side and rear windows.

Standard – Less expensive, commonly used for side and rear windows. Can also be used for windshields, but scratches easily.

- ALL22220..... 36" x 72", 0.118" Scratch Proof, 2-Sides
- ALL22223..... 40" x 72", 0.118" Scratch Proof, 2-Sides
- ALL22222..... 72" x 96", 0.118" Scratch Proof, 2-Sides*
- ALL22228..... 40" x 72", 0.093" Standard
- ALL22224..... 40" x 72", 0.118" Standard
- ALL22226..... 72" x 96", 0.118" Standard*


*Must ship via Truck Freight

Aluminum Panels

Universal panels have many uses around the shop or at the track. Panels work well when fabricating spoiler sides, interior panels or on uneven pit areas as a floor jack plate. 24" x 48".

- ALL22236..... 0.063" Thick
- ALL22237..... 0.090" Thick **NEW!**
- ALL22238..... 0.125" Thick

Aluminum Sheets



Aluminum sheets are 4 ft. wide by .040" thick, and available in most popular colors. Sheets with single sided colors have a white painted backside and all sheets have a removable protective film on one side to resist scratches.

4' x 10' (120")

- ALL22200..... Plain[†]
- ALL22230..... Satin Plain[†] (Common For Interiors)
- ALL22201..... Chrome on Chrome (Bright Clear)[§]
- ALL22202..... White
- ALL22203..... Xtreme Red
- ALL22204..... Red
- ALL22209..... Red on Red
- ALL22206..... Gloss Black
- ALL22207..... Black on Black, Gloss
- ALL22208..... Flat Black
- ALL22219..... Black on Black, Flat
- ALL22210..... Shell Gray (Medium)
- ALL22211..... Xtreme Green
- ALL22212..... Pepsi Blue (Light)
- ALL22213..... Chevron Blue (Medium)
- ALL22205..... Chevron Blue on Chevron Blue (Medium)
- ALL22214..... Heron Blue (Dark)
- ALL22215..... Orange
- ALL22244..... Vibrant Orange
- ALL22216..... Yellow
- ALL22218..... Yellow on Yellow
- ALL22217..... Xtreme Purple
- ALL22245..... Silver Metallic

Aluminum And Diamond Plate Shipped Freight Truck, Six Sheet Minimum and Surcharge For A Shipping Pallet.

4' x 10'-6" (126")

- ALL22480..... White on White
- ALL22482..... Black on Black, Gloss
- ALL22488..... Black on Black, Flat
- ALL22484..... Red on Red
- ALL22486..... Chevron Blue on Chevron Blue (Medium)

[†]Plain finish on both sides
[§]Bright clear on both sides (side with protective film has chrome appearance)

Diamond Plate

Aluminum ALL22240

4' x 8' sheets are .063" thick and provide an attractive, shiny, non-slip finish for trailer floors, steps, etc.



Plain Sheet Steel

Sheet steel is cold rolled with a plain finish making it great for metal fabrication and restoration projects. Sheet steel has many uses including constructing or repairing body panels and filling holes in firewalls or floor pans. Sheets are 4' x 8'.

- ALL22242..... 24 Gauge (.024")
- ALL22233..... 20 Gauge (.036")



Painted Sheet Steel **ALL22243**

White painted 24 gauge (.024") steel is lightweight and perfect for building interiors in racing classes that require steel panels or when filling holes in firewalls or floor pans. 4' x 10' sheet is painted on both sides and one side has a removable protective film to help prevent scratches during handling.



Steel Plate

Steel plate is useful for many building projects or fabricating brackets. 10 gauge (1/8" thick) 1011 mild steel plate is ideal for adding a protective cover to the driver's side floor or door bar area of circle track cars.



- ALL54070..... 18" x 26"
- ALL54071..... 24" x 24"
- ALL54072..... 24" x 36"

Stainless Wire Screen

Use screen to protect radiators, oil coolers or other items. Size referenced is the approximate opening of the screen.



5/64" (.025" Wire Diameter)

- ALL22260..... 12" x 36"
- ALL22262..... 36" x 36"

1/8" (.035" Wire Diameter)

- ALL22265..... 12" x 36"
- ALL22267..... 36" x 36"
- ALL22268..... 36" x 48"

5/64"



1/8"



3/16" (.047" Wire Diameter)

- ALL22270..... 12" x 36"
- ALL22272..... 36" x 36"
- ALL22273..... 36" x 48"


3/16"



Steel Wire Screen


Electrically welded steel screen is used for a variety of applications when additional protection is needed. Screen is 2' x 2', constructed of .080" diameter wire and galvanized for corrosion resistance.

- ALL22276..... 1" x 1"
- ALL22277..... 1" x 2"



Fabrication Pencils

Pencil works well for marking lines during metal layout and fabrication. Multiple uses include marking steel tubing for cutting or notching and marking patterns on painted aluminum or steel sheet metal. Silver reflective marks work best against darker surfaces during cutting or welding for high visibility. Pencil marks are resistant to torch flames and will not burn or rub off.



- ALL12064..... Pencil, 3-Pack
- ALL12066..... Mechanical Pencil, With Six Refills

Punch And Flare Tools

Add strength and a smooth finish to hole edges. Unique tools can be used to punch and flare new holes, or to flare existing holes. Starting with a small center hole, the punch halves bolt together to cut and flare at the same time. Note: This tool will cut a hole in up to 20 gauge (.0359") steel or 18 gauge (.0403") aluminum. Hole size is increased about 1/8" when hole is flared.



- ALL11070..... 1-1/2" ALL11075..... 2-1/2"
- ALL11072..... 1-3/4" ALL11076..... 2-5/8"
- ALL11074..... 2" ALL11078..... 3"


Deburring Tool **ALL11036**

A fast and easy way to remove burrs from the edges of machined or cut metals. Five-piece kit includes handle, telescopic blade holder and three unique blades. Handle has built-in storage for blades. Blade holder adjusts from 1" to 5".



Tin Snips

Durable tin snips have offset blades to keep hands clear of metal while cutting. Non-slip jaws cut through sheet aluminum and up to 18 gauge low carbon steel. Blade length 1-1/4", total tool length 9-1/4".



- ALL11030..... Red, Left Hand
- ALL11031..... Green, Right Hand

Step Drill Sets

Drill multiple size holes with one bit. Drill sheet metal and aluminum without deforming or distorting. Bits start on contact, deburr and chamfer while drilling and do not require a center punch. Titanium nitride coated high speed steel. 1/4" shank.



Drill Bit	Sizes
ALL11040 (3-Piece Set)	
Six Step	3/16", 1/4", 5/16", 3/8", 7/16", 1/2"
Nine Step	1/4", 5/16", 3/8", 7/16", 1/2", 9/16", 5/8", 11/16", 3/4"
Thirteen Step	1/8", 5/32", 3/16", 7/32", 1/4", 9/32", 5/16", 11/32", 3/8", 13/32", 7/16", 15/32", 1/2"
ALL11041 (2-Piece Set)	
Eleven Step	1/4", 25/64", 35/64", 11/16", 13/16", 7/8", 1", 1-1/8", 1-7/32", 1-1/4", 1-3/8"
Twelve Step	3/16", 1/4", 5/16", 3/8", 7/16", 1/2", 9/16", 5/8", 11/16", 3/4", 13/16", 7/8"

Radius Tool

Solid oak tool can be used to flare edges of wheel openings when fabricating fenders and quarter panels out of aluminum. Tool has two different radii to create the correct flare.



Cordless Rivet Gun

ALL18212

Quickly set steel and aluminum mandrel rivets anywhere without the need of an air compressor. **NEW!** Kit includes 3/32", 1/8", 5/32" and 3/16" nose pieces, 3 in 1 spanner wrench, (2) 14.4 volt Li-ion batteries, charger and plastic carrying case.



Air Rivet Gun ALL18210

Durable air riveter speeds up assembly and quickly fastens steel or aluminum rivets into various materials. Includes nose pieces for 3/32", 1/8", 5/32" and 3/16" rivets.



Deluxe Air Rivet Gun

ALL18207

Heavy duty air rivet gun can be used with steel or aluminum rivets from 3/32" to 3/16".



Replacement Part

ALL18209 Replacement Jaws for ALL18207

Hand Rivet Gun

ALL18206

Includes interchangeable nosepieces for 3/32", 1/8", 5/32", and 3/16" dia. rivets.



Cleco Pin Fastener Kits

Cleco pins are reusable and easily make a temporary connection between pieces of sheet metal during fitting. Pins will work with thicknesses up to 1/4", kits include 10. **NEW!**



ALL18221 Kits with 1/8" Pins
ALL18225 Kit With 3/16" Pins

Cleco Pliers ALL18220

Unique tool readily installs and removes Cleco fasteners.



Pin Type Cleco Fasteners

Cleco pins are reusable and easily make a temporary connection between pieces of sheet metal during fitting. Pins will work with thicknesses up to 1/4".



1/8" Dia. Pins

ALL18222 10-Pack
ALL18223 25-Pack
ALL18224 100-Pack

3/16" Dia. Pins

ALL18226 10-Pack
ALL18227 25-Pack
ALL18228 100-Pack

Clamp Type Cleco Fastener

ALL18230

Use when drilling is not an option. Smooth throat prevents paint damage, and spring exerts strong clamping pressure. Throat depth is 1" with a maximum clamping range of 1/2".



Threaded Insert Tool Kit

ALL19450

Tool works with a cordless drill to install a threaded insert into a panel or bracket. Inserts are helpful when the backside of the panel is not easily accessible. Simply drill the correct size hole, install the threaded insert onto the mandrel then place the insert into the hole and tighten using any cordless drill. Once the insert is compressed, reverse the drill and remove the mandrel from the insert. Kit includes mandrel and nosepiece for 1/4"-20, 5/16"-18 and 3/8"-16 inserts, other sizes available separately. Threaded inserts sold separately.



ALL19452 Mandrel and Nosepiece for 8-32
ALL19453 Mandrel and Nosepiece for 10-24
ALL19454 Mandrel and Nosepiece for 10-32
ALL19455 Mandrel and Nosepiece for 1/4"-20
ALL19456 Mandrel and Nosepiece for 5/16"-18
ALL19457 Mandrel and Nosepiece for 3/8"-16



Threaded Inserts

Steel inserts are helpful when the backside of the panel is not easily accessible. Inserts work great for frequently removed items including gauge panels, switch panels, access panels and body panels or when mounting items to trailer walls. Inserts are designed for installation using insert tool ALL19450 with coordinating mandrel and nosepiece. Package of 10.



Part No.	Thread Size	Pilot Hole Size	Grip Range	Body Length (Before Comp.)
ALL19460	8-32	17/64"	Up To .080"	.420"
ALL19461	10-24	5/16"	Up To .130"	.475"
ALL19462	10-32	5/16"	Up To .130"	.475"
ALL19463	1/4"-20	13/32"	Up To .165"	.580"
ALL19465	5/16"-18	7/16"	Up To .150"	.690"
ALL19467	3/8"-16	9/16"	Up To .150"	.690"

Late Model Body Brace Kits

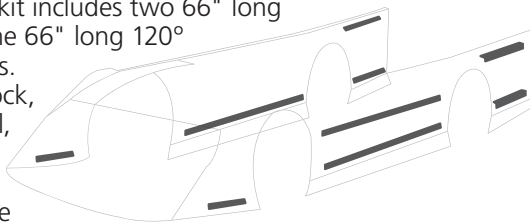


Pre-drilled aluminum kits simplify installation of body panels. Both kits include the following braces: two 30" long 120° lower quarter, two 26" long 90° upper quarter and two 10" long 90° front fender. ALL23105 kit also includes three 66" long 90° door braces, where the ALL23107 kit includes two 66" long 90° and one 66" long 120° door braces.


Use flat stock, spring steel, or slotted strapping to complete assembly (sold separately).

ALL23105..... Body Brace Kit

ALL23107..... Body Brace Kit **NEW!**

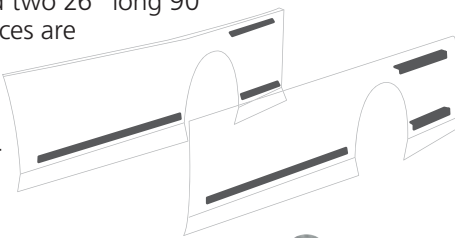


Modified Body Brace Kit **ALL23106**



Pre-drilled aluminum kit simplifies installation of body panels. Two 66" long 90° door braces, two 30" long 120° lower quarter and two 26" long 90° upper quarter pieces are included. Use

flat stock, spring steel, or slotted strapping to complete assembly (sold separately.)



Modified Nose Supports

Spring steel support fits under the nose panel for structural support and eases mounting of nose valances.

ALL23073..... Plain

ALL23074..... Black



Nose Support For Template Nose

Lightweight aluminum nose support features punch/flare holes and predrilled mounting holes for easy installation to the nose and the chassis. Sold each.

ALL23066..... LH Support

ALL23067..... RH Support



Related Parts

ALL23020..... Adjustable Steel Brace (16" to 27")

ALL23021..... Adjustable Aluminum Brace (21" to 26")

Body Support Panel

ALL23068

Lightweight aluminum panel features punch/flare holes and 90° flanges to easily connect body braces. Commonly used on template body asphalt car rear quarter panels yet universal enough for use in other locations. 4.5" tall x 30" long with 1" flanges. Sold each.



Related Part

ALL23020..... Adjustable Steel Brace (16" to 27")

ALL23021

ALL23021..... Adjustable Aluminum Brace (21" to 26")



Drilled Aluminum Angle, 90 Degree

Aluminum angle has many uses including strengthening body panels and providing a mounting point for strapping or body braces, typically used on the upper section of rear quarter panels and door panels. 90 degree angle allows supports or braces to fasten directly to the chassis. Angle is 1/8" thick x 1" wide and has 1/4" holes on 1" centers.

ALL23134..... 26" Long


ALL23134-5.. 26" Long, 5-Pack

ALL23135..... 30" Long

ALL23135-5.. 30" Long, 5-Pack

ALL23138..... 66" Long

ALL23138-5.. 66" Long, 5-Pack



90°
End View

Drilled Aluminum Angle, 120 Degree

Aluminum angle has many uses including strengthening body panels and providing a mounting point for strapping or body braces, typically used on the lower section of rear quarter panels. 120 degree angle allows supports or braces to angle upward toward the chassis. Angle is 1/8" thick x 1" wide and has 1/4" holes on 1" centers.

ALL23130..... 26" Long

ALL23130-5.. 26" Long, 5-Pack

ALL23131..... 30" Long

ALL23131-5.. 30" Long, 5-Pack

ALL23132..... 66" Long


ALL23132-5.. 66" Long, 5-Pack



120°
End View

Slotted Aluminum Angle, 90 Degree **ALL23124**

Slotted angle aluminum brace connects and strengthens body panels. Brace is 1/8" thick x 1" wide x 72" long with 3/8" x 5/8" slots. Ideal for use along tops of spoilers.



90°
End View



Aluminum Angled Stock

1" x 1" aluminum 6063-T5 stock is ideal for fabricating mounting brackets, etc.



Description	4' Length	8' Length	16' Length
1" x 1" x 1/16" Thick	ALL22253-4	ALL22253-8	ALL22253-16
1" x 1" x 1/8" Thick	ALL22254-4	ALL22254-8	ALL22254-16
1" x 1" x 3/16" Thick	ALL22255-4	ALL22255-8	ALL22255-16

Steel Angled Stock

Steel angled stock is ideal for building projects around the shop or creating supports when needed. Standard grade steel has excellent welding characteristics and is easily cut and shaped.



Description	4' Length	8' Length	12' Length
1" x 1" x 1/8"	ALL22156-4	ALL22156-8	ALL22156-12
1-1/2" x 1-1/2" x 1/8"	ALL22157-4	ALL22157-8	ALL22157-12
2" x 2" x 1/8"	ALL22158-4	ALL22158-8	ALL22158-12

Aluminum Square Tubing

Square tubing is 6063-T5 grade alloy with .125" wall thickness and sold in pre-cut lengths and of 4', 8', 12' and 20'. Ideal for fabricating rub rails or building shop, trailer or pit equipment like ladders, pit carts and tire racks.



4' Length	8' Length	12' Length	20' Length
3/4" x 3/4"			
ALL22256-4	ALL22256-8	ALL22256-12	ALL22256-20
1" x 1"			
ALL22257-4	ALL22257-8	ALL22257-12	ALL22257-20

Aluminum Flat Stock

Aluminum 6063-T5 flat stock is ideal for fabricating mounting brackets, etc.



Description	4' Length	8' Length	12' Length	16' Length
Flat Stock 1" Wide				
1/8" Thick	ALL22250-4	ALL22250-8	ALL22250-12	ALL22250-16
3/16" Thick	ALL22251-4	ALL22251-8	ALL22251-12	ALL22251-16

Steel Flat Stock

Steel flat stock is ideal for building projects around the shop or creating supports when needed. Standard grade steel has excellent welding characteristics and is easily cut and shaped.



Description	4' Length	8' Length	12' Length
1" x 1/8"	ALL22150-4	ALL22150-8	ALL22150-12
1" x 3/16"	ALL22151-4	ALL22151-8	ALL22151-12
1-1/2" x 1/8"	ALL22152-4	ALL22152-8	ALL22152-12
2" x 1/8"	ALL22154-4	ALL22154-8	ALL22154-12
2" x 3/16"	ALL22155-4	ALL22155-8	ALL22155-12

Flexible Body Brace Kit

ALL23080



Flexible brace attaches to body or nose panels allowing them to bend then return to original shape, minimizing panel damage. Kit includes all components to build or assemble a flexible body brace up to 33" long with 1/4" ends that crimp to flexible rod with a standard impact crimper (ALL76135) or by using a hammer and punch.

Replacement Parts

ALL23081..... Body Brace Rod Only
ALL23082..... Body Brace Ends, 2-Pack

Flexible Body Brace **ALL23075**



Flexible brace made from plastic extends up to 31" and may be cut to fit shorter applications. Commonly used to support lower quarter panel or nose sides. Aluminum brackets are adjustable to accommodate a variety of straight and angle applications.

Replacement Part

ALL23076..... Replacement Plastic Rod, 24" Long


Spoiler/Body Brace



Mount a spoiler or use as a support for lower quarter panel or nose. Can be shortened as needed. Sold each.
ALL23020..... Steel, Natural, Adjusts 16" to 27"
ALL23021..... Aluminum, Black, Adjusts 21" to 26"

Plastic Body Braces

Flexible two-piece body brace bolts together to create one support. These braces are designed to flex as needed then return to their original shape. Slotted two-piece design allows brace to be adjusted from 16" to 29". Plastic braces have reinforced ends with aluminum inserts for 1/4" mounting bolts. Bolt with washer and nut included for securing two halves together.



Single Set	4-Pack	Color
ALL23090	ALL23090-4	Black
ALL23092	ALL23092-4	Red
ALL23093	ALL23093-4	Blue
ALL23095	ALL23095-4	Yellow
ALL23096	ALL23096-4	Fluorescent Orange
ALL23098	ALL23098-4	Fluorescent Yellow
ALL23099	ALL23099-4	Fluorescent Green

**OVER 8 FT. LENGTH
For Local Pickup ONLY**

Plastic Body Strap

Connect and support body panels to the chassis of most race cars. Durable plastic strap is easily drilled and cut to length, making it an excellent choice for body strapping. Strap is 48" long x 1" wide.



NEW!

ALL23088..... Body Strap, Single
ALL23088-4..... Body Strap, 4-Pack

Slotted Body Strap ALL23120

Connect and support body panels on the chassis of most race cars. 3/16" thick x 46" long x 1" wide aluminum strap has 1/4" slots every inch. Use with ALL23105 body brace kit for complete body installation.



Spring Steel ALL23110

Use to make braces when hanging body and fender pieces. Hardened and tempered coil is 40' long x 1" wide x .062" thick.



Shrink Sleeve For Spring Steel

Shrink sleeve works great when doubling up 1" wide spring steel.



ALL23112 25' Long Roll
ALL23113 100' Long Roll

Hammer Type Spring Steel Punch ALL23116

Hammer type punch places a 1/4" diameter hole 1/2" from the end of most 1" x .062" thick spring steel material. Punch features a built-in stop which positions the material for accurate hole placement. Punch needs to be placed on a hard surface (i.e. concrete floor, steel anvil, etc.) and struck lightly with a 3 to 4 lb. hammer.



Replacement Part

ALL99013..... Mandrel For ALL23116

Impact Gun Spring Steel Punch ALL23117

Impact gun style punch places a 1/4" diameter hole 1/2" from the end of most 1" x .062" thick spring steel material. Punch features a built-in stop which positions the material for accurate hole placement. Punch may be placed in a vice or handheld and impact gun driven using a 3/4" socket.



Replacement Parts

ALL99014..... Mandrel For ALL23117
ALL99173 Mandrel Bolt
ALL99174 Top Plate

Body Bolt Kits

Bolts are designed for easy installation and removal, with a 1/4"-20 thread and a built-in captured washer. Nuts have built-in serrations to prevent loosening. Body bolts are commonly used to fasten body panels and side skirts for easy removal but may be used anywhere a bolt with a captured washer is needed.



Under-Head Length	Color	10-Pack	50-Pack
3/4"	Black	ALL18553	ALL18553-50
	Clear	ALL18654	ALL18654-50
1-1/8"	Black	ALL18560	ALL18560-50
	Clear	ALL18655	ALL18655-50
	Gold	ALL18561	ALL18561-50

Check Out Our Fasteners Section!

For more body related fasteners see pages 101 to 115.



Body Brace Tabs

Mild steel tabs have built-in gussets for added support. Choose tabs that mount parallel or perpendicular to tubing. Package of 4.

Part No.	Description	Thickness	Overall Height	Center Of Hole Height	Hole Dia.
ALL60014	Round Tube, 1/4" Hole	1/8"	1-1/2"	1"	1/4"
ALL60015	Round Tube, Slotted	1/8"	1-1/2"	7/8"	1/4" x 3/4"
ALL60016	Round Tube, 3/8" Hole	1/8"	1-3/4"	1-1/4"	3/8"
ALL60017	Round Tube, 1/2" Hole	1/8"	1-3/4"	1-1/4"	1/2"
ALL60041	Round Tube, 1/4" Hole	1/8"	1-3/4"	1-1/4"	1/4"
ALL60086	Round Tube, 1/4" Hole	.085"	1-7/16"	1-15/16"	1/4"
ALL60087	Round Tube, 1/4" Hole	1/8"	1-7/16"	1-15/16"	1/4"
ALL60024	Flat Mount, 3/8" Hole	.085"	1-9/16"	7/8"	3/8"
ALL60027	Flat Mount, 1/4" Hole	3/16"	1-9/16"	7/8"	1/4"





1/2" Steel Hood Pin Kits

Kits include two each: 4" long x 1/2" dia. chrome steel pins, chrome steel scuff plates, clips, and four nuts. Available with flip-over or hairpin-style clips.

- ALL18512..... Kit With 3/16" Dia. Flip-Over Clips
- ALL18513..... Kit With 1/4" Dia. Flip-Over Clips
- ALL18514..... Kit With 5/32" Dia. Hairpin Clips

Replacement Parts

- ALL18515..... 3/16" Flip-Over Clip, 2-Pack
- ALL18506 1/4" Flip-Over Clip, 2-Pack
- ALL18516..... 5/32" Hairpin Clip, 2-Pack
- ALL18517..... Chrome Scuff Plate, 4-Pack



ALL18514

1/2" Aluminum Hood Pin Kits

Kits include two each: 4" x 1/2" dia. aluminum pins, aluminum scuff plates, flip over style, 1/4" dia. steel clips, and four nuts. Clip flips over pin and over-center action locks clip in place.



Color	Complete Kit	Pins Only, 1-Pair
Silver (Plain)	ALL18500	ALL18507
Red Anodized	ALL18501	ALL18508
Blue Anodized	ALL18502	ALL18509
Gold Anodized	ALL18503	ALL18510
Black Anodized	ALL18504	ALL18511

Replacement Parts

- ALL18506 1/4" Flip-Over Clip, 2-Pack
- ALL18518..... Aluminum Scuff Plate, 1/2" Hole, 4-Pack

3/8" Aluminum Hood Pin Kits

Kits include two aluminum 3-1/2" x 3/8" dia. pins, two aluminum scuff plates, two flip over style 3/16" dia. steel clips, and four nuts. Clip flips over stud and locks into place. Over-center action keeps clip in place.



Color	Complete Kit	Pins Only, 1-Pair
Silver (Plain)	ALL18480	ALL18487
Red Anodized	ALL18481	ALL18488
Blue Anodized	ALL18482	ALL18489
Black Anodized	ALL18484	ALL18491

Replacement Parts

- ALL18515..... 3/16" Flip-Over Clip, 2-Pack
- ALL18519..... Alum. Scuff Plate, 3/8" Hole, 4-Pack

Lightweight Hood Pin Kits

Kits include two 2-3/4" long gun-drilled aluminum pins, two clips, two lightweight aluminum plates and four steel jam nuts.



Color	Kit With 3/8" Pins	Kit With 1/2" Pins
Silver (Plain)	ALL18472	ALL18476
Black Anodized	ALL18473	ALL18477

Replacement Parts

- ALL18492 3/8" Hood Pin, Silver, 2-Pack
- ALL18493 3/8" Hood Pin, Black, 2-Pack
- ALL18494 1/2" Hood Pin, Silver, 2-Pack
- ALL18495 1/2" Hood Pin, Black, 2-Pack
- ALL18470 Scuff Plate, 3/8" Hole, 4-Pack
- ALL18471 Scuff Plate, 1/2" Hole, 4-Pack
- ALL18515..... 3/16" Flip-Over Clip, 2-Pack

Hood Pin Supports

Supports thread onto hood pins (before installation) and are a good alternative to sections of rubber hose commonly used to support hoods and deck lids. Once supports are in place, a set screw prevents movement. Supports work with Allstar Performance aluminum hood pins and other fully threaded hood pins. Package of 2.



- ALL18478 3/8"-24
- ALL18479 1/2"-20

Hood Pin Extensions

Aluminum extensions fit into existing chassis mounts. 1/2"-20 male to 1/2"-20 female, with 13/16" thread depth. Sold each.

- ALL18524 1-3/4" Tall
- ALL18525 2-3/4" Tall



Hood Pin Adapters

Aluminum adapters convert existing chassis mounts over to hood pin mounts. Sold each.

- ALL18526 1/2" Hood Pin Mount To 3/8" Hood Pin, 1/2"-20 Male To 3/8"-24 Female
- ALL18527 Converts 1/2" Coarse Mount To 1/2" Hood Pin, 1/2"-13 Male To 1/2"-20 Female



Hood Pin Mounts

Mounts ease hood pin installation. Choose from threaded boss or tab style.



Part No.	Description	Qty. Per Package
ALL18521	3/8"-24 Hood Pin Boss	2
ALL18520	1/2"-20 Hood Pin Boss	2
ALL60005	1/8" Mounting Tab with 1/2" Hole	4
ALL60006	3/16" Mounting Tab with 1/2" Hole	4

Universal Hood Pin Mount

ALL60067

Universal bracket with 1/4" mounting holes can be bolted on or welded in place. Bracket accepts 1/2" hood pins to secure hood and deck lids along with many other uses. Constructed of .100" steel, bracket has a built-in reinforcing gusset for added strength.



Scuff Plates

Scuff plates are used to protect painted finishes from repeated hood pin clip use. Plates are drilled for mounting screws or 1/8" diameter rivets. Package of 4.



Description	1/2" Hole	3/8" Hole
Chrome Steel	ALL18517	-
Aluminum	ALL18518	ALL18519
L/W Aluminum	ALL18471	ALL18470

ALL18471

Plastic Scuff Plates

Sturdy plastic scuff plates have a raised center for quick, easy removal of hood pin clips. Plates have a 1/2" center hole and four recessed rivet holes for simplified installation.



Color	4-Pack	25-Pack
Black	ALL18430	ALL18430-25
White	ALL18431	ALL18431-25
Red	ALL18432	ALL18432-25
Blue	ALL18433	ALL18433-25
Orange	ALL18434	ALL18434-25

Hinge Kits

Use steel hinge kits on hoods and deck lids for quick, one person inspection of engine compartment or trunk area. Universal kits include two complete hinges.



ALL18522 2-1/4" Long, 5/8" Tall, 1/4" Hole
 ALL18523 3" Long, 1-1/4" Tall, 1/4" Hole

Hood Prop **ALL23260**

Aluminum hood prop is a must for supporting lightweight aluminum and fiberglass hinged hoods or trunk lids commonly found on asphalt template body cars. Prop mounting hole distance is 17-1/4" when open. Sold each.



Hood Pin Clips

The same quick removal pins and clips included with Allstar's hood pin kits. Hair pin clip has a rotated loop for easy grasp and the flip-over clips have a loop with an over center locking feature to keep pin in place. Package of 2.



ALL18516



ALL18506

ALL18516..... Hairpin Clip, 5/32"
 ALL18515..... Flip-Over Clip, 3/16"
 ALL18506 Flip-Over Clip, 1/4"

3/16" Flip-Over Clip With Lanyard


Our most popular size flip-over clip commonly used with hood pins is now available with an added steel lanyard which fastens to body panel for easy installation, and to prevent lost clips. Sold each.



Steel Lanyards


Steel lanyards feature 1/16" diameter cable with 3/4" loops on each end for light duty applications such as hood pins or retention of similar type fasteners to prevent loss. Sold each.

ALL18461 6" Long
 ALL18463 10" Long



Nylon Lanyards **ALL18468**

Nylon lanyards feature a molded end with a 3/16" hole on one end and a snap together open loop on the other end to quickly and easily secure a variety of components. Once snapped together, loop is permanently locked. 10" long, package of 4.



Hood pin sold separately



Tyler Roahrig

Photo: Ken Kelly



JR Roahrig

Photo: Ken Kelly



Car Covers

Designed for a precise fit, covers are a must at the track. Asphalt version has zippers to access the interior and at the wheel well openings. Dirt version has zippers to access the engine area and the driver's compartment. Full size covers have a soft cotton inner liner, built-in grommets, elastic banding and are available in silver only.



ALL23302



ALL23306



ALL23304

- ALL23300...Asphalt Late Model (Template Body)
- ALL23302...Dirt Late Model*
- ALL23306...Modified (IMCA/UMP Type)
- ALL23304...Back Half Cover

*Cover is designed for cars with 8" spoiler and sides. Cover will not fit some crate series spoilers.

Hood Scoops

Carbon fiber look scoops are molded from durable high impact plastic and have a molded-in flange for easy mounting. Protect air cleaners that protrude through the hood from dirt and debris.



ALL23230



ALL23233



ALL23235

- ALL23230..... 2-1/2" Tall, Tapered Front
- ALL23232..... 3-1/2" Tall, Tapered Front
- ALL23233..... 3-1/2" Tall, With Open Front
- ALL23235..... 3-1/2" Tall, Straight Front
- ALL23237..... 5-1/2" Tall, Straight Front

Aero Scoops

Aerodynamically designed fiberglass scoops are strong yet lightweight with a durable, black high-gloss, seamless gelcoat finish and a 2" wide mounting flange. Open back scoops have an angled 6" tall rear opening to fit most windshields.



ALL23284

Part No.	Description	Overall Height	Overall Length	Width w/o Flange
ALL23280	Open Back	13-1/2"	50"	14-1/2"
ALL23282	Open Back	13"	50"	14-1/2"
ALL23284	Closed Back	12"	38"	14-1/2"

Dragster Scoops

Strong yet lightweight, fiberglass scoops have a durable, black high-gloss, seamless gelcoat finish. Complete installation on 4500 series carburetors requires a tray mounting kit which mounts between carb and intake manifold to secure ALL23288 scoop tray. Scoops are typically secured to tray with quick turn fasteners and hardware (sold separately).



ALL23272

Part No.	Overall Height	Overall Length	Width
ALL23270	16"	33"	14"
ALL23272	15-1/2"	25-1/2"	14"
ALL23274	20-1/2"	29-1/2"	14"

Dragster Scoop Tray ALL23288

Fiberglass scoop tray is the lower portion of the scoop or plenum that directs air into the carburetor and provides a strong base for mounting Allstar Performance as well as other dragster scoops commonly secured with quick turn fasteners. Tray fits most 4500 series carburetors and attaches to many popular scoop tray mounts. Tray measures 3" tall x 21-5/8" long x 13-1/2" wide.



Scoop Tray Mounts

Scoop tray mounts offer an all in one solution to mount a scoop tray, throttle, and nitrous solenoid. Mounts provide a clean look, eliminating the need to use multiple brackets, mounts and gaskets. CNC machined from 6061 aluminum.



ALL54304



ALL54308

- ALL54302..... 4150
- ALL54304..... 4500
- ALL54306..... 4150 With Nitrous Mount
- ALL54308..... 4500 With Nitrous Mount

Dial-In Boards

Dial-in boards are a great alternative to messy shoe polish when displaying your ET dial-in. Highly visible 3" tall white numerals help to ensure correct times are entered at the tower. Each numeral has seven pivoting sections that are easily changed to quickly adjust dial-in time. Available with mounting holes for a standard dial-in board bracket or ALL23293 with suction cups and hook/loop tape.



- ALL23291..... 3 Digit w/Mount Holes
- ALL23292..... 4 Digit w/Mount Holes
- ALL23293..... 4 Digit w/Suction Cups And Hook/Loop Tape

Dial-In Board Mounts

Two-piece billet aluminum mount fits dial-in boards with 8.75" x 3" mounting hole patterns. Top portion of bracket swivels to position board at the best viewing angle.



ALL23297

- ALL23297..... Black
- ALL23298..... Polished

Dial-In Board Sold Separately





Outlaw Asphalt Late Model Fiberglass Roof

ALL23204

Fiberglass roof has a molded-in recess to provide a smooth transition for mounting wrap-around windshields. Roof measures 41" L x 45" W, weighs approximately 6-1/2 lbs. and features a standard black gel coat finish which is easily prepared for painting.



2-Piece Dirt Roofs

High impact plastic roofs are two-piece to simplify installation and ship easier. Built-in flange provides a finished look and adds strength to center. Leading edge of roof is recessed for an optional roof cap. Assembled roof measures 50" long x 48" wide and weighs less than 13 lbs.


ALL23210 White
ALL23211 Black



Extended Dirt Roofs

Fiberglass roofs for dirt late model and modifieds are extended for maximum allowed coverage. 1/2" rolled side rails provide added strength. 54" long x 51" wide.

ALL23170 White
ALL23171 Black



Related Part

ALL23215 Universal Dirt Roof Cap, 50" Wide

Dirt Roofs

Popular fiberglass roofs found on many dirt late models and modifieds. 46" long x 47" wide.


ALL23180 White
ALL23181 Black
ALL23182 Red
ALL23183 Yellow
ALL23184 Chevron Blue
ALL23185 Orange



Universal Dirt Roof Cap

ALL23215

Universal plastic cap has a simulated carbon fiber look and is wide enough to fit extended and 2-piece dirt roofs. Cap fastens to the leading edge of most roofs to reinforce and protect the leading edge from stone chips. Cap is 50" wide overall.



Dirt Roof Caps

Caps are specially designed to fit Allstar's standard 1-piece dirt roofs (ALL23180-23185) and help reinforce and protect the leading edge of the roof from stone chips. Caps are 43" wide overall.

ALL23188..... Plastic With Simulated Carbon Fiber Look
ALL23189..... Carbon Fiber



ALL23188

Rear Roof Support **ALL23122**

Drilled and slotted aluminum support strengthens dirt late model and modified rear roof area. Support is 42" long x 7/8" wide x 1/8" thick and has 1/4" x 1/2" slots on 1" centers.



Accessory Clamps

Aluminum two-piece clamps are ideal for mounting small parts and accessories or creating an adjustable clamp-on mount for supporting body or roof panels. Clamps are 1/2" wide and include two 1/4" button head fasteners.



ALL10456

ALL10488

Size	With 1/4"-20 Mount And A 1/4" Through Hole	
	With 1/4"-20 Mount	A 1/4" Through Hole
1"	ALL10455	ALL10485*
1-1/4"	ALL10456	ALL10486*
1-3/8"	ALL10457	ALL10487*
1-1/2"	ALL10458	ALL10488*
1-5/8"	ALL10460	ALL10489*
1-3/4"	ALL10459	ALL10490*

***NEW!**

Universal Brackets


Universal 1/4" thick aluminum brackets may be drilled and tapped, to custom mount just about anything.

ALL10452 1-1/4"
ALL10453 1-1/2"
ALL10454 1-3/4"





8" Aluminum Adjustable Spoiler Kits



Designed for Dirt Late Models, choose from plain or black powder coated finish. Each spoiler consists of two unequal length laser cut sections, one 16" wide and the other 56" wide. Unequal length design blades provide more down force on the right rear of the car and allow more spoiler area in case of right side damage. Assembled spoilers measure 72" wide x 8" tall with a 1" reinforcing lip. Three vertical supports have 2" of adjustment. Mounting hinges included.

- ALL22997 Plain
- ALL22999 Black

Replacement Parts

- ALL99121 Right Rear Side Support, Plain
- ALL99122 Right Rear 16" Spoiler Section, Plain
- ALL99123 Right Rear 16" Hinge, Plain
- ALL99124 Right Rear Side Support, Black
- ALL99125 Right Rear 16" Spoiler Section, Black
- ALL99126 Right Rear 16" Hinge, Black

Spoiler Kits Without Side Panels

Due to sanction body variances in side panels, these universal kits offer a good starting point without buying all pieces separately. 2-piece kits have unequal length sections. Kit includes rear spoiler section and hinges.



- ALL22974 1-Piece, 2" x 66"
- ALL22972 1-Piece, 3" x 66"
- ALL22976 1-Piece, 4" x 66"
- ALL22978 1-Piece, 5" x 66"
- ALL22980 1-Piece, 8" x 66"
- ALL22981 1-Piece, 8" x 72"
- ALL22975 2-Piece, 2" x 66" (13" And 53" Sections)
- ALL22973 2-Piece, 3" x 66" (13" And 53" Sections)
- ALL22977 2-Piece, 4" x 66" (13" And 53" Sections)
- ALL22979 2-Piece, 5" x 66" (13" And 53" Sections)
- ALL22982 2-Piece, 8" x 66" (13" And 53" Sections)
- ALL22983 2-Piece, 8" x 72" (16" And 56" Sections)

Modified Spoiler Kits

Black powder coated aluminum spoilers are 66" wide with adjustable, pre-bent rear blades. Choose 1- or 2-piece design rear blade. Kits include rear blade(s), side panels and mounting hinges.



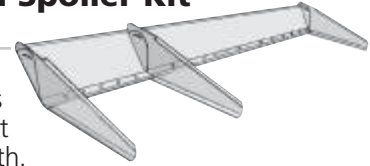
- ALL22985 1-Piece, 5" Tall, Standard Sides
- ALL22986 1-Piece, 5" Tall, Large Sides
- ALL22988 1-Piece, 7" Tall, Large Sides
- ALL22989 2-Piece, 2" Tall, Standard Sides
- ALL22990 2-Piece, 5" Tall, Standard Sides
- ALL22991 2-Piece, 5" Tall, Large Sides
- ALL22993 2-Piece, 7" Tall, Large Sides

Note: Only the 1-piece design is legal for IMCA Sport Mod

5" Clear Universal Spoiler Kit

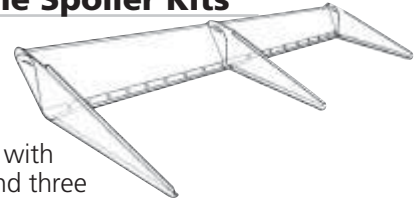
ALL23006

Two section spoiler has a 20" wide blade with ends and a 50" wide blade that can be cut to desired width.



Clear Adjustable Spoiler Kits

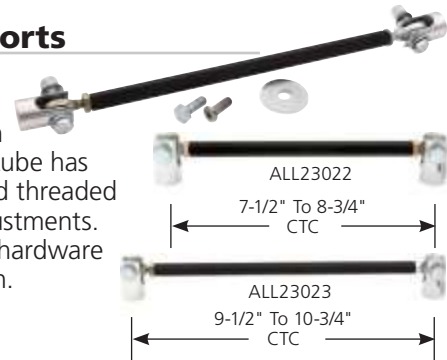
Clear spoilers are available in 5", 6", 8" or 12" tall styles. Spoiler kit includes two-piece main body with pre-attached hinge and three mounting fins. Mounts easily with rivets or bolts. All pieces are slotted for precise fit and ease of adjustment.



- ALL23008 5" x 72"
- ALL23000 6" x 68"
- ALL23001 8" x 68"
- ALL23002 8" x 72"
- ALL23003 8" x 72", Tinted
- ALL23004 12" x 72"

Spoiler Supports

Aluminum support has strong 1/4" steel rod ends with hardware. Center tube has left- and right-hand threaded ends for quick adjustments. 1/4"-20 mounting hardware included. Sold each.



- ALL23022 6"
- ALL23023 8"

Spoiler/Body Brace



Mount a spoiler or use as a support for lower quarter panel or nose. Can be shortened as needed. Sold each.

- ALL23020 Steel, Natural, Adjusts 16" to 27"
- ALL23021 Aluminum, Black, Adjusts 21" to 26"

Spoiler Brackets

Aluminum spoiler brackets rivet directly to the rear spoiler and bolt to the side supports. Curved slot allows quick spoiler adjustment. Brackets are sold flat and require a 90-degree bend for LH or RH use. Package of two.

- ALL23251 4" Tall Bracket For 5" Spoiler
- ALL23250 6-1/2" Tall Bracket For 8" Spoiler
- ALL23253 10" Tall Bracket For 12" Spoiler



Rear T-Bar Breakaway ALL23255

Aluminum breakaway mounts to the right rear t-bar found on most late models and modifieds. 1/8" thick with an overall length of 20" wide but it can easily be cut down to 14".



Aluminum Hinges

Low profile hinge is 2" wide when open and has 7/8" of flat surface on each side of the center pin. Available in 36" and 72" lengths. Commonly used when building spoilers and access doors.



Length/Color	Each	5-Pack
36" Long, Plain	ALL23125	ALL23125-5
72" Long, Plain	ALL23127	ALL23127-5
36" Long, Black	ALL23126	ALL23126-5
72" Long, Black	ALL23128	ALL23128-5

Spoiler Support Bracket

ALL23252

Slotted aluminum bracket can be mounted on the deck to make adding a spoiler support fast and simple.



Access Panel Kits

Aluminum panels can be mounted to provide easy access to dry sump pump tanks, fuel cells or other under panel items. Kits include frame, access door, hinge, quick turn fastener and quick turn fastener spring. Sizes refer to door opening dimensions, add 2" for installed dimensions.



Size	Clear	Black
6" x 6"	ALL18530	ALL18540
8" x 8"	ALL18531	ALL18541
6" x 14"	ALL18532	ALL18542
10" x 14"	ALL18533	ALL18543
14" x 14"	ALL18534	ALL18544

Replacement Parts

ALL18990 Quick Turn Fastener, 10-Pack
 ALL19300 Quick Turn Fastener Spring, 10-Pack

Windshield **ALL23240**

Tinted scratch-proof material provides added protection to driver from wind and debris. Shield has rounded edges for a clean, smooth appearance and measures 30" long x 4-1/4" tall. Commonly used on dirt late models and modifieds.



Windshield Support **ALL23245**

Aluminum support mounts to the windshield to help prevent flexing and improve aerodynamics.

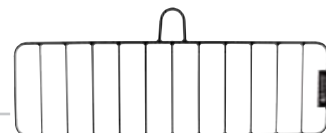


NEW!

Rock Screens

Steel screen mounts to chassis providing driver added protection from rocks and debris. Black powder coated screen is 7-1/2" tall with 2" wide slots. Approximately 1.60 lbs.

ALL30165 25" Long
 ALL30166 23-3/4" Long



Fiberglass Dash Panels

One-piece, sturdy fiberglass dash panel has four outer pods to accept 2-5/8" gauges and a center area which is perfect for tachometers up to 5" diameter. Wrap around style panel has upper and lower mounting flanges and measures 29" wide x 7" tall.

ALL23242 White
 ALL23243 Black



Dirt Skirtz

Minimize clay build up!

Unique material is very flexible and virtually eliminates clay build up so there is no more need to adjust set up for the added weight of clay. Install on the bottom side of dirt car deck panels, choose width based on panel to cover, install supplied hook and loop fastener strips and attach Dirt Skirtz. To clean (if necessary), simply un-hook and loop fastener and wash.

ALL23309 10" x 23" **NEW!**
 ALL23310 12" x 60"
 ALL23312 15" x 60"
 ALL23314 21" x 60"
 ALL23316 25" x 60"
 ALL23318 Replacement hook and loop fastener 1" x 13'



ALL23310



ALL23309

Mud-X Concentrate

ALL78230

Mix concentrate with up to ten quarts of water to produce a coating that prevents mud, dirt, oil, rubber and exhaust residue from sticking to body panels. Safe for metal, plastic, rubber, and painted surfaces. One quart container.



Mud-X Cleaner **ALL78232**

Cleans and shines plastic, polycarbonate, chrome, fiberglass, paint, vinyl and leather and leaves an invisible coating that protects surfaces and repels dirt, dust, fingerprints, smudges and bugs. Spray it on and wipe it off. Excellent anti-fog coating for helmet shields. 14 oz. can.

Ground Shipment Only



Pre-Race Dirt Solution **ALL78234**

Spray directly on the body and underside of your car before entering the racetrack. Helps prevent dirt, oil and rubber from sticking to the frame and body panels. Use direct without water. Half gallon container.



Metric Brake Rotors

New stock replacement brake rotor includes new bearing races and studs for most intermediate sized Metric chassis cars including Monte Carlo, Grand Prix, and Regal. Rotors measure 10.5" O.D. x 1.03" thick. Bearings and seal not included.



ALL42088

Note: Both rotors will work with Allstar Performance metric spindles ALL56318 or ALL56319.

1979-81*

- ALL42085..... Rotor With 12mm-1.50 Studs, 5 On 4-3/4" B.C.
- ALL42086..... Rotor With 5/8"-11 Wheel Studs, 5 On 5" B.C.

*Outer bearing race has a 1.97" O.D.

Related Parts For 1979-81 Style Rotor

- ALL72160 Spindle Lock Nut Kit
- ALL72164 Front Hub Dust Cap
- ALL72305 Master Bearing And Seal Kit
- ALL72128 Hub Seal
- ALL72275 Inner Bearing
- ALL72282 Inner Bearing Timken
- ALL72277 Outer Bearing
- ALL72284 Outer Bearing Timken



ALL72160



ALL72164

ALL72305

1982-88†

- ALL42087 Rotor With 12mm-1.50 Studs, 5 On 4-3/4" B.C.
- ALL42088..... Rotor With 5/8"-11 Wheel Studs, 5 On 5" B.C.

†Outer bearing race has a 1.78" O.D.

Related Parts For 1982-88 Style Rotor

- ALL72160 Spindle Lock Nut Kit
- ALL72164 Front Hub Dust Cap
- ALL72306..... Master Bearing And Seal Kit
- ALL72128 Hub Seal
- ALL72275 Inner Bearing
- ALL72282 Inner Bearing Timken
- ALL72278 Outer Bearing
- ALL72283 Outer Bearing Timken



ALL72306

TECH TIP

The term "Metric Chassis" commonly refers to the intermediate line of GM cars built from 1978 through 1988 including the Chevrolet Monte Carlo and Malibu, Oldsmobile Cutlass, Buick Regal and the Pontiac Grand Prix. These chassis are very similar but they also have some differences. One of the major differences applies to the front steering spindles and brake rotors. There were three different brake rotors used and two different spindles. 1978 year vehicles used a spindle/rotor combination that was a one-year production. 1979-88 vehicles used the same spindle but utilized two different brake rotors. These rotors appear very similar but the 1979-81 use a brake rotor with a larger outer bearing and race than the 1982-88 model years. These rotors may be interchanged but will require the matching outer bearing for proper installation.

Granada Brake Rotor

Rotor is often used when converting stock Mustang II brake assemblies to 11" O.D. x .875" brake rotors and larger calipers. Rotors include new bearing races and install directly to Mustang II spindles with stock bearings and seals (not included).



ALL42090

- ALL42090..... Rotor With 1/2"-20 Wheel Studs, 5 On 4-1/2" B.C.
- ALL42091 Rotor With 1/2"-20 Wheel Studs, 5 On 4-3/4" B.C.
- ALL42089..... Rotor With 5/8"-11 Wheel Studs, 5 On 5" B.C.

Related Parts

- ALL72161 Spindle Lock Kit
- ALL72165 Front Hub Dust Cap
- ALL72308..... Master Bearing And Seal Kit
- ALL72126 Hub Seal
- ALL72270 Inner Bearing
- ALL72280 Inner Bearing Timken
- ALL72274 Outer Bearing
- ALL72281 Outer Bearing Timken



ALL72161



ALL72165

ALL72308

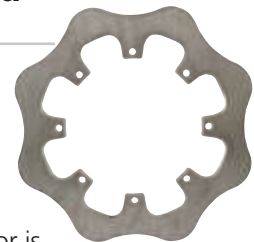
GM Rear Brake Rotor ALL42095

Hat style brake rotor with 5 on 4-3/4" pattern can be used with ALL42180 and ALL42181 7.5" metric caliper brackets and stock type axles. 11-5/8" vented rotor is .790" thick and has a 2.800" I.D. center indexing hole to work with most metric style axle flanges with a maximum O.D. of 6".



Late Model And Modified Brake Rotor ALL42011

Lightweight solid rotor for Late Models and Modifieds. Use anywhere reduction of un-sprung weight is desirable. Rotor is scalloped to provide maximum weight loss without compromising braking performance or rotor durability. Rotor is steel 8-bolt with a 7" bolt circle, 11.75" dia. and .250" thickness.



Chris Madden

Photo: Jim DenHamer

40 Vane Directional Rotors

Heavy duty 40 vane brake rotors provide added strength and cooling over standard 36 vane rotors. 11.75" x 1.25" 8 bolt rotors weigh just 11 pounds and have ball milled slots to keep rotor clean.

ALL42004..... LH 1.25" x 11.75" 8-Bolt
 ALL42005..... RH 1.25" x 11.75" 8-Bolt



ALL42004

36 Vane Directional Rotors

Rotors have 36 directional cooling vanes and are 1-1/4" thick x 11-3/4" dia. Directional cooling vanes allow brakes to run much cooler than conventional rotor designs. Rotors fit solid mounting brake hats or hubs.

ALL42000..... LH 1.25" x 11.75" 8-Bolt
 ALL42001..... RH 1.25" x 11.75" 8-Bolt



Rotor Bolt Kit ALL42026

Grade 5, 5/16" bolts fasten disc brake rotors to rotor hat or hub. Includes ten bolts, ten washers and ten self-locking nuts.



Stamped Steel Rotor Hat ALL42120

Brake hat fits 8-bolt rotors with 7" bolt circle mount. Made of stamped steel with a 3" offset and drilled for 4-1/2", 4-3/4" and 5" bolt circles. Hat has 3.060" diameter centering hole and fits axle flanges with up to 5.75" diameter. Drilled for 1/2" wheel studs. IMCA Legal.



Cast Aluminum Rotor Hats

Cast aluminum hats are available in two offsets, fit 8-bolt rotors with 7" bolt circle mount, have a 3.060" dia. centering hole and fit axle flanges with up to 6.050" diameter. Drilled for 1/2" studs.

ALL42129 2-1/2" Offset, 2.2 Lbs.
 ALL42128 3" Offset, 2.5 Lbs.



ALL42129



Rocky Wilson

Rotor Spacer For Dirt Late Models

Minimize caliper damage from debris and maximize cooling capabilities. Rotor spacer bolts to a Wide 5 hub, moving the rotor/caliper inboard and out of the wheel shell. When used on the left rear corner, spacer also helps reduce caliper damage from this common debris area. Made from 6061 aluminum and includes eight mounting bolts.

ALL42014 1.75" Rotor Spacer
 ALL42016 2.25" Rotor Spacer



Inner Mud Shield ALL44148

Aluminum shield attaches to the axle tube to help prevent dirt build-up in the backside of the left rear wheel. Shield works with most 15" wheels and includes mounting hardware.



Replacement Part

ALL44149..... Replacement Shield

Mustang II Caliper Brackets

Install 11" Granada style rotors and GM Metric style calipers on stock height or lowered Mustang II spindles with these bolt-on caliper brackets. Lightweight steel brackets weigh just over one pound each and are sold individually. Commonly used on modifieds and stock cars.

ALL42110 LH Caliper Bracket
 ALL42111..... RH Caliper Bracket



ALL42111

Hybrid Mustang II Caliper Brackets

Install smaller hybrid style rotors and intermediate GM Metric style calipers on stock height or lowered Mustang II spindles with these bolt-on caliper brackets. Lightweight steel brackets weigh just one pound each and are sold individually. Commonly used on modifieds and stock cars.

ALL42118..... LH Hybrid Caliper Bracket
 ALL42119..... RH Hybrid Caliper Bracket



ALL42118

GM 7.5" Rear Caliper Brackets

Steel bolt-on brackets are used when converting drum brake equipped 7.5" GM style rear ends to disc brakes. 1/4" thick brackets replace the drum brake backing plates to provide secure mounting for standard intermediate metric calipers (ALL42083 and ALL42084).

ALL42180 LH Bracket
 ALL42181 RH Bracket



ALL42180 ALL42181

Brake Floater Brackets

Steel brackets for use on the left rear suspension with GM Metric calipers.



ALL42187 Bracket With Liner
ALL42188 Bracket With 2 Bearings

Rear Caliper Brackets

Made from 1/4" thick steel, brackets fit 3" diameter axle housings and work with 11.75" diameter rotors. Available for many setups.



Clamp-On Brackets

ALL42101 Big GM, 7" Spacing
ALL42103 GM Metric, 5-1/2" Spacing, Wide Clamp
ALL42185 GM Metric, 5-1/2" Spacing, Narrow Clamp
ALL42186 GM Metric, 5-1/2" Spacing, Narrow Clamp With Reinforcing Gussets
ALL42105 Wilwood Dynalite, 5-1/4" Spacing
ALL42109 Wilwood Superlite, 3-1/2" Spacing

Weld-On Brackets

ALL42100 Big GM Style, 7" Spacing
ALL42102 GM Metric, 5-1/2" Spacing
ALL42104 Wilwood Dynalite, 5-1/4" Spacing
ALL42108 Wilwood Superlite, 3-1/2" Spacing

GM Metric Caliper Bracket

ALL42133

3-piece modular bracket has the caliper bracket bolted separately for easy installation to a 3" axle tube without removing the rear hub assembly. Specially designed to mount a GM Metric caliper with 5-1/2" bolt spacing to axle tube when using a 11-3/4" diameter brake rotor. Additional locking bolts install into axle tube to help prevent bracket from rotating.



Ford 9" Axle Spacer Plates

Spacer plate takes the place of drum brake backing plate and properly pre-loads the tapered style axle bearing. Spacers fit large bearing Ford 9" housing ends. Sold each.

ALL72318 Late Torino Style
ALL72319 Early Style



ALL72318

Related Item

ALL72042 Backing Plate T-Bolts (Late Style), 8-Pack

Wilwood Superlite Caliper Bracket ALL42134

Lightweight aluminum caliper bracket bolts together for easy installation to a 3" O.D. axle tube without removing the rear hub assembly. Specially designed to mount a Wilwood Superlite caliper with 3-1/2" bolt spacing to axle tube when using a 11-3/4" diameter brake rotor. Additional locking bolts install into axle tube to help prevent bracket from rotating.



Superlite Caliper Bracket For Bolt On Snouts ALL42137

For use with 8-bolt axle tubes and bolt on snouts where there is no room for a bracket to clamp on the tube. This bracket mates between the tube and the snout and has multiple holes for preference of caliper location.



Brake Line Deflectors

Deflectors mount on caliper or spindle on an open wheel car to protect brake lines and fittings from damage. Sold each.

ALL50250 LH Deflector
ALL50251 RH Deflector



ALL50250



ALL50251

Brake Calipers

Stock style calipers are perfect replacements on most GM vehicles and will fit up to 1" wide rotor. Metric inlet thread is 10mm x 1.50 pitch. Big GM inlet thread is 7/16"-20.

ALL42081 RH 1973-77 Big GM
ALL42082 LH 1973-77 Big GM
ALL42083 RH 1978-87 Metric GM
ALL42084 LH 1978-87 Metric GM

Note: We reference RH (right-hand) or LH (left-hand) based on the caliper being mounted behind the rotor, however, all calipers may be mounted on the front or backside of the rotor.



GM Caliper Bolts

Replacement caliper bolts fit most GM calipers and allow for easy installation and removal. Bolts feature a built-in sleeve to allow for extra caliper travel. Package of 2.

ALL42079 Socket Head, 3/8" Allen
ALL42080 Hex Head, 5/8" Wrench



ALL42079



ALL42080

Brake Caliper Bolt Retainer Kit ALL42050

Aluminum kit places lower plate (with retainer clip) under the caliper mounting bolts. The upper plate (with hex hole ends) clips into place and slips over bolt heads to prevent them from turning. Includes 5/8" hex head bolts. 3-1/2" bolt spacing.



GM Caliper Spacers

Aluminum spacers for use with stock or stock design aftermarket calipers and thin rotors. Spacers keep the piston safely in the bore of the caliper. Choose from large GM style or midsized GM Metric caliper. Spacers are sold each and may need additional clearance depending on caliper used.

ALL42039 GM Metric, .100" Thick
 ALL42040 GM Metric, .190" Thick
 ALL42041 Big GM, .190" Thick



Caliper Spacers

Aluminum spacer is designed to work with non-bridge bolt pads such as Wilwood Superlite, Hawk HB101 series and Performance Friction 7751. Sold each.

ALL42042 0.119" Thick
 ALL42043 0.190" Thick



Rear Disc Brake Kits

Update and greatly improve braking power by converting standard drum brake rear ends to disc brakes. Universal rotor hat fits 5 on 4-1/2", 5 on 4-3/4" and 5 on 5" bolt patterns. Caliper mounting brackets weld onto 3" axle tubes. Rotor hats included in these kits will not work with some aftermarket axles. Axles with flanges larger than 5-3/4" must use cast aluminum rotor hats, ALL42128 or ALL42129.

Kits Do Not Have Provisions For Parking Brake

ALL42019

Kit includes rotors (.810" x 11.75"), universal rotor hats, rotor bolt kits, caliper mounting bolts and caliper mounting brackets for GM intermediate Metric style calipers (ALL42083 and ALL42084).



ALL42023

Kit includes rotors (.810" x 11.75"), universal rotor hats, rotor bolt kits, caliper mounting bolts, caliper mounting brackets, big GM calipers, and Hawk DTC50 brake pads.



ALL42022 Brake Kit Above Less Pads and Calipers

ALL42021

Kit includes rotors (1.250" x 11.75"), universal rotor hats, rotor bolt kits, caliper mounting bolts, caliper mounting brackets, Wilwood billet calipers and Hawk DTC50 brake pads.



ALL42020 Brake Kit Above Less Pads and Calipers

Mustang II Front Disc Brake Kits

Improve the stopping power and safety of cars equipped with Mustang II spindles.



Kits include large 11" brake rotors in choice of bolt patterns, caliper mounting brackets, calipers, brake pads and installation hardware. Brake hose kits ALL42025 or ALL42032 will help complete the installation.

ALL42024 Disc Brake Kit Rotors With 1/2"-20 Wheel Studs 5 On 4.50" B.C.

ALL42029 Disc Brake Kit Rotors With 1/2"-20 Wheel Studs 5 On 4.75" B.C.

ALL42030 Disc Brake Kit Rotors With 5/8"-11 Studs 5 On 5" B.C. (Brake Pads Not Included)

D.O.T. Legal Brake Hose Kits

Kits include two 16" long #3 stainless steel braided lines with banjo fittings attached, banjo bolts, crush washers, frame adapter fittings, frame tabs and holding clips.

ALL42032 GM Metric Kit With 10mm-1.50 Bolts
 ALL42033 Big GM Kit With 7/16"-20 Bolts



Brake Hose Kits

Kits include everything necessary to complete the connection between a 3/16" steel brake line and the brake caliper, including two 15" steel braided hoses. Designed to fit calipers with 10mm x 1.50 threads (ALL42083/ALL42084) or 7/16" x -20 threads (ALL42081/ALL42082).

Kit Components: two 15" long hoses with -3AN ends, two banjo bolts, four crush washers, two brake line clips, two brake line tabs, two -3AN banjo fittings, two -3AN to 3/16" steel brake line adapters.

ALL42025 GM Metric Kit With 10mm-1.50" Fittings
 ALL42027 Big GM Kit With 7/16"-20 Fittings



Tyler Spalding

Photo: JohnnyB Imagery



Brake Duct Hose

Flexible, non-kink hose directs air from front ducts to spindle ducts. Available in 10 ft. lengths and three temperature ranges.



275°: 3" single-ply thermoplastic rubber wall with a spring steel wire support.

300°: 3" or 4" double-ply neoprene coated woven fiberglass hose with spring steel inner and fiberglass external supports. Smooth inner wall for unrestricted flow.

550°: 3" or 4" double-ply silicon coated fiberglass hose with spring steel inner and fiberglass external support. Smooth inner wall for unrestricted flow.

- | | |
|-----------------------------|----------------------------|
| ALL42150 3"X10', 275° | ALL42154..... 4"X10', 300° |
| ALL42151 3"X10', 300° | ALL42155..... 4"X10', 550° |
| ALL42152 3"X10', 550° | |

Spindle Ducts



ALL42113 ALL42112 ALL42115 ALL42114 ALL42117 ALL42116

Aluminum 3" ducts fit most fabricated spindles. Available in dual inlet, light or heavy duty single inlet.

- | | |
|-----------------------------|-------------------------------|
| ALL42112.... LH, Dual | ALL42116..... LH, Lightweight |
| ALL42113.... RH, Dual | ALL42117..... RH, Lightweight |
| ALL42114.... LH, Heavy Duty | |
| ALL42115.... RH, Heavy Duty | |

In-Line Duct Blowers



ALL13010 ALL13008 ALL13009

Many uses include cooling brake systems or assisting helmet cooling efforts. CFM ratings at 13.6 volts with a 3.5 amp draw.

- | |
|--|
| ALL13010..... 3" Compact, 5" Long, 140 CFM |
| ALL13008 3" Heavy Duty, 8" Long, 170 CFM |
| ALL13009 4" Heavy Duty, 6" Long, 240 CFM |



Steve Dorer

Photo: Marcus Berglund

Plastic Brake Ducts

Ducts direct outside air to brakes, oil coolers and the driver. 3" O.D. with centered, offset or dual outlets.



- | |
|---|
| ALL42140 Centered, 5-1/2" x 8" |
| ALL42141 Offset, 5" x 9-3/4" |
| ALL42142 Double Hole, 5" x 9-3/4" |
| ALL42143 Single Hole, Clear, 6" x 10-3/4" |
| ALL42144 Double Hole, Clear, 9" x 11" |

Brake Duct Hose Flange

ALL42160

Flange rivets to nosepiece. 3" brake duct hose can then be hose clamped to flange.



Hanging

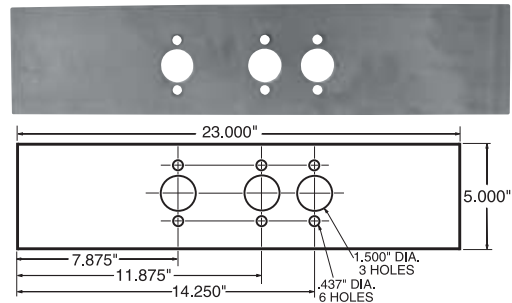
Brake Pedal Mount ALL54060

Welds to chassis to mount Wilwood and Tilton style hanging pedals. Notched to clear balance bar.



Floor Pedal Plate ALL54050

Weld-in pedal plate is 23" x 5" x 1/8" and speeds up race car construction by providing the proper spacing for mounting pedal/master cylinder assemblies.



Pedal Extensions

Kits move floor mounted pedals closer to the driver and eliminate the need for extra long seat brackets used to move the driver forward. Now just leave the seat in the desired location and move the pedals closer to the driver.



- | |
|--|
| ALL41050 2" Kit - Complete |
| ALL41051 4" Kit - Complete |
| ALL41052 2" Master Cylinder Kit Only |
| ALL41053 4" Master Cylinder Kit Only |
| ALL41054 2" Clutch Kit Only |
| ALL41055 4" Clutch Kit Only |



ALL41050

Hanging Brake Pedal Assembly **ALL41014**

Universal brake pedal assembly includes everything to install a new hanging brake pedal and is ideal when relocating older style floor mounted brake pedal with under floor master cylinder to a more convenient firewall location. Firewall mounted bracket is pre-drilled to accept Allstar power brake boosters or most manual brake master cylinders and includes a dash support bracket. Multiple pedal mounting holes allow arm to be positioned 5-7/8" to 11-7/8" from firewall mounting plate in 1-1/2" increments for desired pedal placement. Included 3/8"-24 clevis and threaded pushrod may be cut and re-threaded as needed depending on final pedal location.



90° Hanging Brake Pedal Assembly **ALL41013**

Universal pedal mount positions the booster and master cylinder under the dash 90 degrees to the firewall for a clean underhood appearance and is ideal for vehicles that simply do not have room in the engine compartment for a booster or master cylinder. Bracket has provisions to accept Allstar power brake boosters or to mount a master cylinder directly to the bracket for manual brake applications. Welding required to mount pedal tab to pedal.



Brake Pedal Assemblies

Pedal assemblies are commonly used when converting under-floor standard single reservoir master cylinder to a power, dual reservoir master cylinder brake system. Pedal assemblies accept Allstar 7" and 8" power brake boosters. Pedal arms have bronze bushings installed to resist wear and provide years of use. Pedal assemblies do not have provisions for a clutch pedal.

- ALL41015 Universal*
- ALL41019 1953-56 Ford Pick-up
- ALL41022 1947-54 Chevy/GMC Pick-up

*Universal pedal assembly will work on 1928-32 Fords with modifications.



Power Brake Boosters

Boosters are available in 7" or 8" diameter and fit Allstar brake pedals as well as other aftermarket units. For use with ALL41060-41062 master cylinders. The 7" booster is 3-3/4" deep, the 8" booster is 5-1/2" deep.

- ALL41005 7", Single Diaphragm, Universal
- ALL41006 8", Dual Diaphragm, Universal
- ALL41007 '55-64 Chevy, 7", Single Diaphragm, Standard Finish
- ALL41008 '55-64 Chevy, 7", Single Diaphragm, Chrome
- ALL41009 '55-64 Chevy, 8", Dual Diaphragm, Standard Finish



Corvette Style Master Cylinders

Dual reservoir master cylinders have 1" bores and outlet ports on both sides for easy plumbing and installation. Popular master cylinders are used with disc/disc and disc/drum applications. Slotted mounting holes on 3-1/4" centers work well with Allstar 7" and 8" brake boosters.



- ALL41060 Cast Iron With 3/8" Ports
- ALL41061 Aluminum With 3/8" Ports
- ALL41062 Cast Iron With 1/2" And 9/16" Ports

Big Bore Master Cylinder **ALL41064**


Master cylinder with large 1-1/4" bore works well on vehicles that require increased volume for proper braking or as an option when experiencing excessive pedal travel with standard 1" bore Corvette style master cylinders. Cast iron master cylinder features a deep hole piston for use with manual or power brakes. Front brake port accepts 3/16" steel brake line with 3/8"-24 inverted flare nut. Rear brake port accepts 1/4" steel brake line with 1/2"-20 flare nut (using included adapter) or 9/16"-18 flare nut by removing adapter.



Master Cylinder Adapter Fittings

ALL41012

Fittings adapt master cylinders or combination valves with 1/2"-20 and 9/16"-18 ports to accept 3/16" inverted flare brake line with standard 3/8"-24 fittings. Kit includes one of each fitting.



Pedal Rod Extensions

Steel extensions have 3/8"-24 threads and are often used to connect the brake pedal to the master cylinder or booster using a female rod end or a clevis.

- ALL41027 4-3/4" Long Overall With 3" of Male Thread
- ALL41028 9" Long Overall With 1" of Male Thread



Brake Pedal Clevis **ALL41026**

Clevis fastens to the brake pedal arm to accept a threaded rod extension or power brake booster pushrod. Clevis is threaded for a 3/8"-24 rod and has a 3/8" pin.



Master Cylinder Remote Reservoirs

High-impact plastic remote reservoirs simplify brake bleeding, especially when master cylinder is mounted low in the chassis. Available with single or dual outlet and may be connected to master cylinder with a 5/16" hose.

- ALL42045 Single Outlet
- ALL42046 Dual Outlet



**Plunger Style
Brake Light Switch**

ALL76253

Popular two terminal brake light switch found in most vehicles from the 1950's to today. Ideal for most applications, switch is spring loaded to the on position and turns off when contacted by the brake pedal assembly. Switch has 1/2" threads with jam nuts for easy mounting in a bracket, and two .250" blade type terminals.



**Lever Style
Brake Light Switch** **ALL76250**

Switch is commonly used with under-floor mounted brake pedal assemblies when switch can contact the brake pedal arm. Spring loaded switch is designed to return to the open position and has two #10-32 tapped mounting holes, 5/8" on centers. Designed for easy two wire connection, one "+" supply and the other to power brake lights or a brake light relay. Switch is rated at 4.5 amps and features two male bullet terminals.



ALL76250

**Pressure Activated
Brake Light Switches**

Switch is plumbed into the brake system and is activated by closing the electrical connection with rising brake pressure (60-120 PSI). Designed for easy two wire connection, one "+" supply and the other to power brake lights or a brake light relay. Switches are rated at 4.5 amps and have 1/8"-27 dry seal mounting threads.

ALL76251 Male Bullet Terminals
ALL76252 6-32 Screw Terminals



ALL76252

ALL76251

Residual Check Valves

Residual check valves hold a small amount of pressure in the brake system to keep the brake system functioning properly while helping to maintain a firm pedal. Maintaining system pressure prevents fluid from returning to the master cylinder when the master cylinder is positioned lower than or close to the same height as the calipers or wheel cylinders. Proper system pressure also keeps piston and wheel cylinder seals expanded, creating a positive seal and brake pads seated against the rotor. Valves include two 3/16" inverted flare fittings.

ALL41048 2 Lb. For Disc Brakes
ALL41049 10 Lb. For Drum Brakes



ALL41048

ALL41049

Proportioning Valve **ALL48025**

Adjust front-to-rear brake bias with the twist of a knob. Provides up to 57% reduction. Fitting ports are 1/8" NPT. Valve includes two fittings to adapt to 3/16" brake line. 1" long, 1-3/4" wide and 3-5/16" tall.



Combination Valves

Multi-purpose valves are used in the brake system to properly distribute fluid to the front and rear brakes, meter the amount of fluid and pressure delivered to each brake and provide an option to connect a warning light to alert in case of brake failure.

ALL41040 Disc/Drum
ALL41042 Disc/Disc



ALL41040

Related Part

ALL41044 Connector For Warning Light

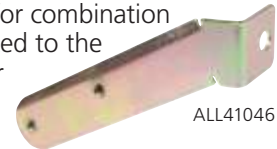


ALL41044

Combination Valve Mounting Brackets

Brackets provide a secure mount for combination valves allowing them to be mounted to the frame or directly under the master cylinder providing access to lines and fittings.

ALL41045 Horizontal Mount Bracket
ALL41046 Vertical Mount Bracket



ALL41046

**Brake Pressure
Safety Switch** **ALL76255**

Brake pressure switch is wired into the ignition system and kills power to ignition when a sudden spike in brake pressure is sensed such as in an accident or emergency. Switch has an adjustable cut-off pressure from 700-1900 PSI and resets automatically when brakes are released. A weatherproof cover protects the inner adjustment screw and seals the 18" long pigtail leads. 1/8" NPT male threads.



Electric Line Lock Kit

Electrically controlled valve engages with a switch, and holds pressure to the front brakes on drag race vehicles. Commonly used to prevent vehicles from rolling once they have staged or during burn outs in the water box. Detailed installation instructions included.

ALL48012 Electric Line Lock Master Kit
ALL48013 Electric Line Lock Kit With Fittings
ALL48014 Electrical Hardware Kit



ALL48012

Brake Bias Adjuster With Reference Pointer

Know exactly where brake adjustments are set—no more guessing the correct setting. When the adjusting knob is turned, the pointer moves along the reference scale. Adjuster body can be pivoted for easy viewing and multiple applications. Record where the pointer is located and use as baseline. Housing, internals, brackets and knob with detent are all made of aluminum. Each includes a five foot cable that can be cut to any length for a custom fit and has 3/8"-24 threads for most standard pedal assemblies.

ALL42074 Adjuster With Knob
 ALL42078 Adjuster With Crank Handle

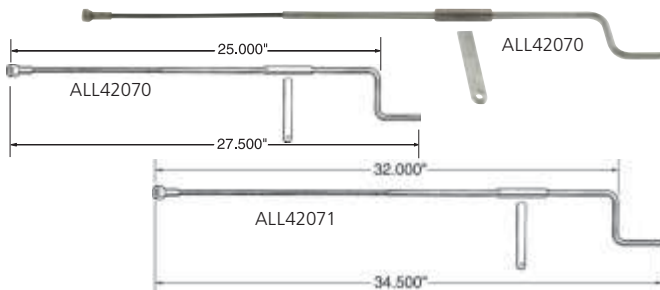
Replacement Parts

ALL99116 Cable Assembly
 ALL99117 Ball, Spring And Set Screw



Brake Bias Adjusters

Adjust brake bias from the driver seat to compensate for changing track conditions. Adjusters mount to balance bars with 3/8"-24 threads. Two styles available: heavy duty crank or cable with knob.



ALL42070 Short Heavy Duty Steel Crank-Style Adjuster
 ALL42071 Long Heavy Duty Steel Crank-Style Adjuster
 ALL42072 5 Ft. Long Cable-Style Adjuster
 ALL99116 Replacement Cable Assembly



David Mielke

Photo: JohnnyB Imagery

Electric Right Front Brake Shut-Off ALL48017

Disable right front brake with the flip of a switch. Commonly found on dirt modified and late models, electric shut-off helps turn the car on entry when track conditions are heavy/wet. Kit electronically disables the right front brake yet allows brake pressure to bleed-off from the right front brake caliper, unlike manual shut off valves. Detailed installation instructions are included.



Brake Shut-Off Valve ALL48010

Valve has 1/8" NPT inlet and outlet and is rated at 2,000 PSI. Use Allstar ALL50120 fitting for 3/16" inverted flare brake line. Dimensions: 1/2" W x 1-3/4" L x 1-9/16" H.



RF Brake Shut-Off Valve Decal ALL48011

Decal has a 5/8" hole and is designed for use with the ALL48010 valve.



Brake Bias Gauge Panels

Gauges show actual front and rear line pressure for making brake bias changes before or during the race. Pre-assembled units have 0-1500psi liquid filled gauges with 1/8" NPT male fittings and bleeder valves to evacuate air from the gauges. 2-3/4" x 4-1/2" pre-drilled panels are offered in horizontal or vertical versions.

ALL80170 Vertical
 ALL80172 Horizontal



Swivel Head Brake Pressure Gauge ALL11020

Gauge temporarily replaces the bleeder screw in most aftermarket brake calipers with 1/4"-28 thread bleeder screws to measure brake pressure. Swivel head positions the 2-3/4" diameter gauge for easy viewing. Convenient remote bleeder can be used to evacuate air in the system for accurate readings.



Related Part

ALL11022 Adapter converts ALL11020 and other gauges with 1/4"-28 thread to 10mm-1.50 thread for use with popular GM metric calipers.

Brake Pressure Gauge Kit ALL11026

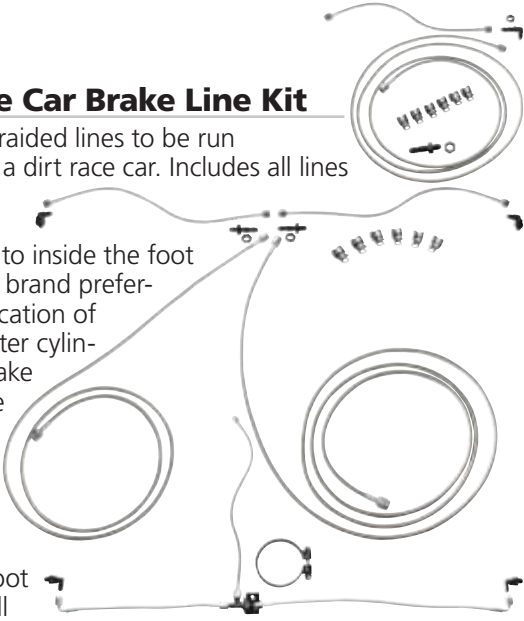
Brake pressure gauge kit includes two gauges, allowing one gauge to be used in the front and one in the rear brake system. Compare front to rear pressures to help diagnose problems or to preset your brake bias. Gauges easily replace 1/4"-28 brake bleeders which are commonly found in most aftermarket calipers.





Dirt Race Car Brake Line Kit

Kit allows braided lines to be run throughout a dirt race car. Includes all lines needed to reach from the calipers to inside the foot box. Due to brand preference and location of pedals, master cylinders and brake shut off, the specific fittings and lines to complete plumbing inside the foot box area will need to be purchased separately.



Concerned about brake pressure? This kit uses #3 line with -4AN ends. The #3 line size offers a stiffer pedal feel while utilizing the more popular -4AN ends.

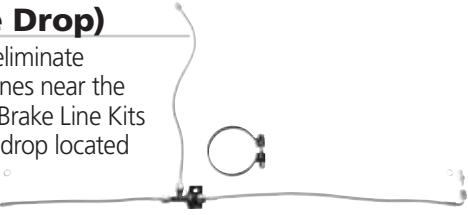
- ALL42052 Kit For Dirt Modifieds With OEM Calipers
- ALL42053 Kit For Dirt Modifieds With Aftermarket Calipers
- ALL42054 Kit For Dirt Late Models With Aftermarket Calipers

Rear End Brake Line Kit (Single Line Drop)

Kit is designed to eliminate "hanging" brake lines near the rear calipers. Rear Brake Line Kits utilize a single line drop located near the left side of the center

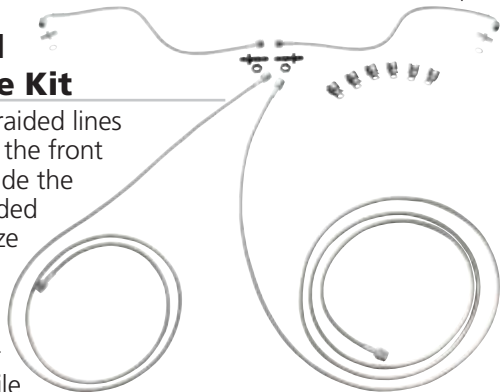
section. From the drop, the lines tee and run over the top back side of the center section, then across the backside of axle tubes to the calipers. Kit includes braided lines (#3 line with -4AN ends), -4AN tee, 3" axle tube clamp bracket and a tee bracket.

- ALL42056... Kit For Dirt Modifieds (60" Wide) With OEM Calipers
- ALL42057... Kit For Dirt Modifieds (60" Wide) w/Aftermarket Calipers
- ALL42058... Kit For Dirt Late Models (62" Wide) w/Aftermarket Calipers



Front End Brake Line Kit

Kits include braided lines to reach from the front calipers to inside the foot box. Braided lines are #3 size with -4AN ends. The #3 line size offers a stiffer pedal feel while utilizing the more popular -4AN ends.



- ALL42060 Kit For Dirt Modifieds With OEM Calipers
- ALL42061 Kit For Dirt Modifieds With Aftermarket Calipers
- ALL42062 Kit For Dirt Late Model With Aftermarket Calipers

Note: Visit our website for specific components used in these kits!

Deluxe Nylon Brake Line Kits

Deluxe kits feature push lock fittings to ease installation. Kits include 30 feet of line and fittings. Not for street use.

- ALL48018 Kit For Use Without Brake Gauges
- ALL48019 Kit For Use With Brake Gauges



Replacement Fittings

- ALL48020 1/8" NPT Male To Push Lock Hose
- ALL48021 1/8" NPT Female To Push Lock Hose
- ALL48022 Plastic T - All To Push Lock Hose
- ALL48023 Plastic T - (2) Push Lock, (1) 1/8" NPT
- ALL50184 1/8" NPT Male Union, 4-Pack



Nylon Brake Line Kit

ALL48030

Quickly plumb any race car using an Allstar nylon brake line kit. Kit extends from the master cylinder to the caliper and includes 35 feet of 3/16" line, compression ends, unions, tees and 1/8" NPT fittings. Race proven for years. Not for street use.



Replacement Line

- ALL48026 10 Ft.
- ALL48027 50 Ft.
- ALL48028 100 Ft.



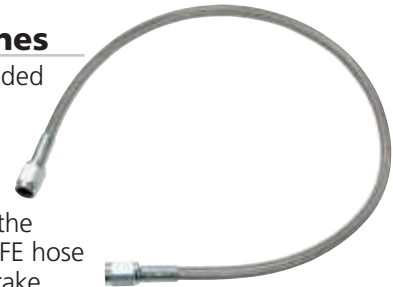
Replacement Brass Fittings For Nylon Brake Line Kit

- ALL48032 1/8" NPT Straight
- ALL48033 1/8" NPT 90°
- ALL48034 3/16" Male Union
- ALL48035 3/16" Male Tee
- ALL48036 3/16" Captured End Caps, 10-Pack
- ALL50040 Caliper Fitting 10mm-1.5 Male To 1/8" NPT Female 2-Pack (Not Included In Kit. Needed For Use With Metric GM Calipers To Nylon Brake Line)



Braided Steel Lines

A wide selection of braided steel lines in various lengths. All lines come with one straight end and your choice of straight, 45° or 90° on the other end. The inner PTFE hose is compatible with all brake fluids. The braided stainless steel outer covering resists abrasion and corrosion. Ideal for use where bending and flexing occur. More durable than rubber hose.



See pages 118 to 121 in the Fittings & Hoses section for a complete listing of braided lines, coated and non-coated.

Steel Brake Line

Steel brake line is available in lengths from 8" to 72" for plumbing brake systems. Standard galvanized zinc coating.



Length	3/16" Line With 3/8"-24 Ends	1/4" Line With 7/16"-24 Ends
8"	ALL48048	ALL48064
12"	ALL48050	ALL48066
20"	ALL48052	ALL48068
30"	ALL48054	ALL48070
40"	ALL48056	ALL48072
51"	ALL48058	ALL48074
60"	ALL48060	ALL48076
72"	ALL48062	ALL48078

Stainless Steel Brake Line

304 Grade stainless steel line exceeds SAE and DOT requirements. Pre-made lines include standard size stainless ends for years of service and show quality finish.



Length	3/16" Line With 3/8"-24 Ends	1/4" Line With 7/16"-24 Ends
8"	ALL48300	ALL48310
12"	ALL48301	ALL48311
20"	ALL48302	ALL48312
30"	ALL48303	ALL48313
40"	ALL48304	ALL48314
51"	ALL48305	ALL48315
60"	ALL48306	ALL48316
72"	ALL48307	ALL48317

Coiled Tubing

Coiled tubing works great for building custom length brake lines without unions. Tubing is easily cut and flared to desired length. Stainless tubing is 304 grade and double annealed for easy flaring and bending. Coiled tubing does not include flare nuts (sold separately).



ALL48040 3/16" Standard Zinc, 25 Ft.
 ALL48308..... 3/16" Stainless, 20 Ft.
 ALL48326..... 1/4" Standard Zinc, 25 Ft.
 ALL48318 1/4" Stainless, 20 Ft.

Gravel Guard Brake Line Protector

Guard protects steel and plastic brake lines against possible damage caused by gravel, rocks and other road/track debris. Zinc coated steel material is placed over tubing or brake line before ends are installed. Sold in 8' long lengths.

ALL48330..... 3/16"
 ALL48332..... 1/4"



Inverted Flare Nuts

3/16" and 1/4" flare nuts are used for building custom brake lines. Nuts are available to fit most master cylinders and metering/proportioning valves. Select proper thread size for line used.



Part No.	Size	Color	Qty.
Flare Nuts For 3/16" Brake Line			
ALL50110	3/8"-24	Zinc Plated	10-Pack
ALL50111	3/8"-24	Stainless	10-Pack
ALL50113	7/16"-20	Red	2-Pack
ALL50114	1/2"-20	Green	2-Pack
ALL50115	9/16"-18	Olive	2-Pack
Flare Nuts For 1/4" Brake Line			
ALL50116	7/16"-20	Zinc Plated	10-Pack
ALL50117	7/16"-20	Stainless	10-Pack
ALL50118	1/2"-20	Gold	2-Pack
ALL50119	9/16"-18	Blue	2-Pack

Tubing Cutters

Cut plastic, aluminum, copper or steel tubing without distorting or crushing. Standard cutter works with tubing from 1/8" up to 1-1/8" and has wide rollers for even tracking of cutter wheel, built in reamer for cleaning inside of tubing and an extra cutting wheel. Mini cutter can cut tubing from 1/8" to 5/8" in tight areas.



ALL11010 Mini
 ALL11011 Standard

Double Flare Tool ALL11015

Double flares 3/16", 1/4", 5/16", 3/8" and 1/2" steel or aluminum and .040" copper tubing at 45 degrees, the most common flare used in custom length brake and fuel lines. Includes instructions and a plastic storage case.



TECH TIP

A few helpful tips to help when flaring stainless steel tubing and prevent splitting the line when flaring. Cut with a hacksaw or cut-off wheel, not a tubing cutter. Using a step drill such a ALL11040, slightly chamfer the inside I.D. of the tubing. Using a bench grinder, slightly bevel the outside edge.

Line Clamps

Choose from rubber cushioned aluminum, nylon or clamp-on aluminum in 3/16" and 1/4".



3/16" Line Clamps

ALL18300 Rubber Cushioned Aluminum, 10-Pack
 ALL18310 Nylon, 10-Pack
 ALL18320 Clamp-On Aluminum, 4-Pack

1/4" Line Clamps

ALL18301 Rubber Cushioned Aluminum, 10-Pack
 ALL18311 Nylon, 10-Pack
 ALL18321 Clamp-On Aluminum, 4-Pack



⚠ WARNING PROP. 65 (See Below)

NPT To AN Fittings

1/8"-27NPT steel fittings are commonly used when connecting braided lines to brake calipers, engine oiling systems, etc.

- ALL50000 1/8" NPT Male To -3AN Straight, 2-Pack
- ALL50001 1/8" NPT Male To -4AN Straight, 2-Pack
- ALL50010 1/8" NPT Male To -3AN 45 Deg.
- ALL50011 1/8" NPT Male To -4AN 45 Deg.
- ALL50018 1/8" NPT Male To -3AN 90 Deg.
- ALL50019 1/8" NPT Male To -4AN 90 Deg.
- ALL50020 1/8" NPT Male To -3AN 90 Deg. Tall
- ALL50021 1/8" NPT Male To -4AN 90 Deg. Tall
- ALL50199 1/8" NPT Female To -3AN
- ALL50200 1/8" NPT Female To -4AN



NPT Fittings

Popular 1/8"-27NPT fittings used for a variety of applications.

- ALL50182 1/8" NPT Plug, 4-Pack
- ALL50184 1/8" NPT Male Union, 4-Pack
- ALL50185 1/8" NPT Female Union, 4-Pack
- ALL50199 1/8" NPT Female To -3AN
- ALL50200 1/8" NPT Female To -4AN
- ALL50138 1/8" NPT Tee, 2-Pack
- ALL50139 1/8" NPT Tee, 2-Pack



Caliper Fittings

Commonly used in stock type calipers in place of the banjo fitting and bolt. Fittings allow direct connection to a steel braided line. Fittings are sold in a pack of 2.

- ALL50029 3/8"-24 To -3AN Straight
- ALL50030 3/8"-24 To -4AN Straight
- ALL50032 7/16"-20 To -4AN Straight
- ALL50035 7/16"-20 To -4AN 90 Deg.
- ALL50037 10mm - 1.50 To -3AN Straight
- ALL50036 10mm - 1.50 To -4AN Straight
- ALL50040 10mm - 1.50 To Female 1/8"-27NPT



Bleeder Fitting With Screw ALL50180

Designed for popular aftermarket calipers, these fittings have 1/8"-27 threads and include a 1/4"-28 bleeder screw. Sold in a pack of 4.



Bleeder Caps ALL50855

Rubber caps keep dirt and moisture out of brake caliper bleeder screw fittings. Caps fit ALL50180 and most other popular small bleeder screws. Package of 10.



⚠ WARNING PROP. 65 (See Below)

Banjo Fittings

Banjo fittings are commonly used with banjo bolts and crush washers in stock type calipers to allow direct connection of a steel braided line and allow pivoting the line as needed. Fittings are sold in a pack of 2.

- ALL50060 3/8" To -3AN
- ALL50061 3/8" To -4AN
- ALL50062 7/16" To -3AN
- ALL50063 7/16" To -4AN
- ALL50067 10mm To -3AN
- ALL50068 10mm To -4AN
- ALL50066 10mm To -4AN Extended



Banjo Bolts

Banjo bolts are a drilled bolt to allow fluid to pass through and are commonly used with banjo fittings and crush washers in stock type calipers to allow direct connection of a steel braided line. Bolts are sold in a pack of 2.

- ALL50070 3/8"-24
- ALL50072 7/16"-20
- ALL50076 10mm-1.25
- ALL50077 10mm-1.50



Crush Washers

Crush washers are used when sealing metal to metal contact points of banjo fittings and bolts. Soft material conforms to the irregularities of the sealing surfaces. Washers are sold in a pack of 10.


- ALL50082 3/8" And 10mm
- ALL50080 ... 7/16"



Inverted Flare Fittings

An inverted flare fitting is a common brake fitting designed to withstand the high pressures found in braking systems.

- ALL50120 3/16" To Male 1/8"-27NPT Straight, 4-Pack
- ALL50125 3/16" To Male 1/8"-27NPT 90 Degree, 4-Pack
- ALL50127 3/16" To Female 1/8"-27NPT, 4-Pack
- ALL50136 3/16" Tee, 2-Pack
- ALL50137 3/16" Tee w/1/8"-27NPT Port
- ALL50135 3/16" Tee With 1/8"-27NPT Male Nipple On Side
- ALL50183 3/16" Plug, 4-Pack
- ALL50130 3/16" Union, 4-Pack
- ALL50121 1/4" To 1/8"-27NPT Straight, 4-Pack
- ALL50129 1/4" To 5/16", 2-Pack
- ALL50131 1/4" Union, 4-Pack
- ALL50132 5/16" Union, 4-Pack
- ALL50133 3/8" Union, 4-Pack



⚠ WARNING: PROP. 65

The products on this page can expose you to lead, which is known to the State of California to cause cancer, birth defects or other reproductive harm.

Bolt-In Adapter Fittings

Bulkhead style aluminum fittings adapt 3/16" inverted flare line to an AN type fitting. The 9/16" threaded body with attaching nut can be mounted through a C-channel style frame or a chassis tab.

- ALL50104..... 3/16" To 3AN
- ALL50105..... 3/16" To 4AN
- ALL60092..... Weld-On Tabs, 4-Pack



Clip-In Adapter Fittings

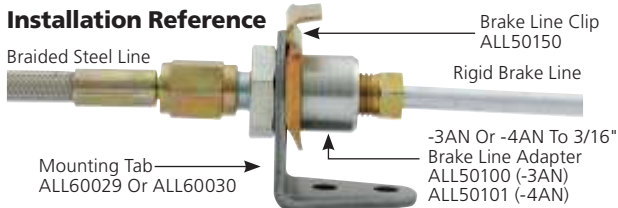
Steel adapter fittings provide a bulkhead style connection to AN lines that can be mounted directly to the chassis by using tabs or brackets and retainer clips. Fittings fit in a 5/8" hole and are sold in a pack of 2.

- ALL50100..... 3/16" Inverted Flare To -3AN
- ALL50101..... 3/16" Inverted Flare To -4AN
- ALL50102..... 1/8"-27NPT To -3AN
- ALL50103..... 1/8"-27NPT To -4AN
- ALL60029..... Bolt-on Tabs 2-Pack
- ALL60030..... Weld-on Tabs 4-Pack
- ALL50150..... Retainer Clip 4-Pack



TECH TIP

Installation Reference



D.O.T. Legal Brake Hose Kits

Kits include two 16" long #3 stainless steel braided lines with banjo fittings attached, banjo bolts, crush washers, frame adapter fittings, frame tabs and holding clips.

- ALL42032..... GM Metric Kit With 10mm-1.50 Bolts
- ALL42033..... Big GM Kit With 7/16"-20 Bolts



Brake Hose Kits

Kits include everything necessary to complete the connection between a 3/16" steel brake line and the brake caliper including two 15" steel braided hoses.

Designed to fit calipers with 10mm x 1.50 threads (ALL42083/ALL42084) or 7/16" x -20 threads (ALL42081/ALL42082).

Kit Components: two 15" long hoses with -3AN ends, two banjo bolts, four crush washers, two brake line clips, two brake line tabs, two -3AN banjo fittings, two -3AN to 3/16" steel brake line adapters.

- ALL42025..... GM Metric Kit With 10mm-1.50" Fittings
- ALL42027..... Big GM Kit With 7/16"-20 Fittings



90 Degree Swivel AN Fitting

Black anodized aluminum fitting swivels a full 360 degrees for convenient hose connection. 1/8" NPT fitting is commonly used in after-market calipers, gauge panels or anywhere a swivel connection would be useful.

- ALL50108..... 1/8" NPT to -3AN
- ALL50109..... 1/8" NPT to -4AN



AN Union Fittings

Black anodized aluminum flare union adapter fittings are commonly used to connect two hoses with female AN ends.

- ALL50090..... -3AN to -3AN
- ALL50091..... -4AN to -4AN



AN Bulkhead Fittings

Black anodized aluminum bulkhead adapters are perfect when plumbing needs to pass through a firewall, interior panel or a mounting bracket.


- ALL50092..... Straight -3AN to -3AN
- ALL50093..... Straight -4AN to -4AN
- ALL50094..... 90 Degree -3AN to -3AN
- ALL50095..... 90 Degree -4AN to -4AN
- ALL50096..... Tee (Run) 3AN (3x)
- ALL50097..... Tee (Run) -4AN (3x)
- ALL50098..... -3AN Bulkhead Nut
- ALL50099..... -4AN Bulkhead Nut



Bulkhead Mounting Tab

ALL60093

One-piece steel mounting tab with 7/16" hole can be bolted to the chassis or rear end to hold bulkhead fittings in place. Bracket is 5/64" thick.



Retainer Clamp ALL68326

Steel clamp is designed to fit around 3" O.D. axle tube and mount other brackets or keep brackets in place. Lightweight clamp has 1/4" mounting hardware and a powder coated black finish.



Half Clamp Brackets

Unique brackets are a must when clamping completely around tubing isn't possible. Bracket clamps just over halfway around tubing and tightens to create a secure mount for many accessories. 3" bracket can clamp to rear end axle tubes to neatly secure braided lines. Brackets have 3/8" mounting holes.

- ALL10464..... 1-1/4"
- ALL10466..... 1-1/2"
- ALL10468..... 1-3/4"
- ALL10470..... 3"





Steel Tube Nuts

Steel tube nuts and sleeves are used when making hard line connections to male AN fittings. Line requires a 37 degree flare for proper sealing. Package of 4.

- ALL50300.....-3 Tube Nut
- ALL50310.....-3 Tube Sleeve



Aluminum Tube Nuts And Sleeves

Aluminum tube nuts and sleeves are used with corresponding hard lines to connect to male AN fittings. Line requires a 37 degree flare for proper sealing. Package of 2.



Size (Female)	For Tubing O.D.	Tube Nut	Tube Sleeve
-3	3/16"	ALL50320	ALL50330
-4	1/4"	ALL50321	ALL50331

Quick Disconnect Couplings

2-piece couplings allow lines to be separated without loss of fluid or requirement of bleeding. Commonly used on brake systems when changing front or rear axle assembly, hydraulic wing cylinders, a hydraulic clutch system using a hydraulic throw out bearing or when servicing a transmission with an internal hydraulic clutch.



- ALL50215 Steel Coupling With 1/8" NPT Female Threads
- ALL50212 Alum. Coupling With -3AN Male Threads
- ALL50213 Alum. Coupling With -4AN Male Threads
- ALL50209 Premium Coupling Fitting With -3AN Male Threads

Brake Bleeder Bottles

Contain the mess of bleeding brakes by capturing fluid in this 16 oz. bottle with a 12" long hose which attaches to most bleeder screws. The removable cap has a built-in fitting to secure the hose during storage to help prevent spills. Choose from a steel lanyard retainer that suspends the bottle from a chassis or suspension component or a magnet retainer to secure the bottle to a steel object such as a brake drum or rotor during bleeding. ALL11017 has a magnet retainer and a one way check valve built in for one person brake bleeding.



- ALL11019 Bottle With Lanyard
- ALL11018 Bottle With Magnet
- ALL11017 Bottle With Magnet And Check Valve

Castrol SRF Brake Fluid ALL78115

Castrol SRF brake fluid has a wet boiling point of 518°F (270°C) which exceeds DOT 3 and 4 standards. Do not mix Castrol SRF and other brake fluids, as this will reduce the benefits of Castrol SRF. Sold in 1 liter containers (33.8 ozs.)



AP Radi-CAL R3 (AP PRF) Brake Fluid ALL78116

Developed for extreme, high temperature racing conditions with a typical dry boiling point of 617°F and a wet boiling point of 383°F. Conforms to DOT 4 specifications. Sold in 16.9 oz. bottle.



AP Radi-CAL R2 (Super 600) Hi-Temp Racing Brake Fluid ALL78108

Designed for extreme, high temperature racing conditions with a dry boiling point of 594°F and a wet boiling point of 383°F. Conforms to DOT 4 specifications. Sold in 16.9 oz. bottle.



Motul 600 Brake Fluid ALL78117

100% synthetic brake fluid has an extremely high boiling point helping to prevent vapor lock and brake fade during hard use. Motul 600 exceeds DOT 3 and DOT 4 specifications. Dry boiling point 594°F, wet boiling point 421°F. Sold in 16.9 oz. bottle.



Motul 660 Brake Fluid ALL78118

100% synthetic brake fluid is specifically designed to resist extreme temperature generated by racing carbon and ceramic brakes. Motul 660 exceeds DOT 3, DOT 4 and DOT 5.1 specifications. Dry boiling point 617°F, wet boiling point 401°F. Sold in 16.9 oz. bottle.



Nitrile Gloves

Nitrile gloves protect against dirt and grime and help prevent oil and harsh chemicals from contacting the skin. Gloves are latex and powder free to keep from irritating skin. General purpose gloves are great for light duty uses that are not exposed to chemicals. Chemical resistant gloves work well for general purpose as well as jobs that involve oil, fuel, brake fluid and most cleaning chemicals such as brake and carb cleaners. Package of 100.



General Purpose (Blue)

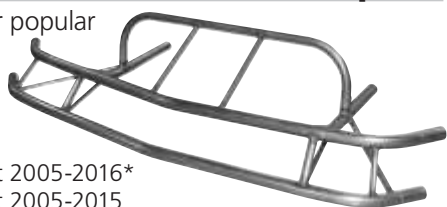
- ALL12020 Medium
- ALL12021 Large
- ALL12022 X-Large

Chemical Resistant (Black)

- ALL12024Medium
- ALL12025Large
- ALL12026X-Large
- ALL12027XX-Large

Dirt Late Model 1-Piece Front Bumpers

Allstar bumpers for popular dirt late models. Constructed of 1-1/2" x .095" wall mild steel tubing.



ALL22381

- ALL22380..... Rocket 2005-2016*
- ALL22382..... Rocket 2005-2015
- ALL22379..... XR1**
- ALL22381..... Mastersbilt
- ALL22383..... Rayburn

*Bumper has built-in rake for nose clearance.

†Will also fit 2005-2017 standard Rockets as well as XR1.

Dirt Late Model 2-Piece Front Bumpers

Allstar 2-piece front bumpers for popular dirt late models. Constructed of 1-1/2" x .095" wall mild steel tubing.



ALL22394


- ALL22394 Mastersbilt
- ALL22395.....Rocket 2005-2015**
- ALL22393..... Mastersbilt, Gen X
- ALL22396.....Rocket 2005-2015*

*Bumper has built-in rake for nose clearance.

#Bumper has 2" added to left side.

Dirt Late Model Chrome Moly Bumpers

Allstar lightweight 1-1/2" x .049" wall chrome moly front bumpers for popular dirt late models offer added strength and reduced front end weight compared to similar mild steel bumpers.



ALL22340

- ALL22340..... Rocket 2005-2016*
- ALL22342..... Rocket 2005-2015
- ALL22343..... XR1**

*Bumper has built-in rake for nose clearance.

†Will also fit 2005-2017 standard Rockets as well as XR1.

Dirt Late Model Rear Bumpers

Replacement bumpers for popular dirt late models.



ALL22384

- ALL22387..... Mastersbilt
- ALL22384..... Mastersbilt, Gen X
- ALL22388..... Rocket, 36" CTC
- ALL22389..... Rocket, 34" CTC

Late Model Bolt-On Door Components Are Available On Page 42.



Nick Hoffman

Photo: Ken Kelly

Modified Nose Supports

Spring steel support fits under the nose panel for structural support and eases mounting of nose valances.



- ALL23073..... Plain
- ALL23074..... Black

Lower Nose Support For MD3 Evolution ALL23064

Plastic nose support is specifically designed to fit the underside curve of the MD3 Evolution style dirt late model nose piece. Support fastens to the underside of the nose piece and bolts directly to the bumper of most dirt late models. Support is just under 3/8" thick and measures 39" long by 7" wide. Support fits LH or RH sides, weighs 3.3 lbs and is sold each.



Universal Lower Nose Supports

Plastic nose support fastens to the underside of the nose piece allowing the nose piece to be bolted directly to the bumper of most dirt late models. Supports are 38" wide, fit LH or RH sides and are sold each.



- ALL23061..... 3/8" Thick x 8" Wide, 3.7 lbs
- ALL23063..... 1/4" Thick x 6" Wide, 1.85 lbs

Lower Nose Support Spring Steel ALL23065

Provides support between the front nose piece and front bumper of dirt late models. 1/16" thick x 35" long x 6" wide, 3.6 lbs.



Nose Bolt Kits

Kit provides a nice, smooth finished look on the top edge of nose panels when installing lower nose supports. Kit includes 10 bolts, flat washers and flanged nuts.



- ALL18562 2" Long Kit
- ALL18563 2-1/2" Long Kit

Flexible Body Brace ALL23075

Flexible plastic brace extends up to 31" and may be cut to fit shorter applications. Commonly used to support lower quarter panel or nose sides. Aluminum brackets are adjustable to accommodate a variety of straight and angle applications.



Replacement Part

- ALL23076..... Replacement Plastic Rod, 24" Long



Modified Universal Front Bumper

ALL22375

Bumper has 5" x 5" plate style mounts which measure 44" from outside to outside and can be modified to fit most chassis.



Modified 2-Piece Extended Length Front Bumper

ALL22333

Extended length bumper features a 1-1/2" main tube with a 1-1/4" upper hoop that can be easily removed and reinstalled when fabricating a nose. Universal fit bumper extends out 21" from frame mounting brackets that are on 39" center, and weighs approximately 15 lbs.



Modified Rear Bumper Kits

Universal rear bumper kits have fully welded frames and include separate 1-1/4" O.D. mounting tubes, bumper supports and end caps that require welding for a custom fit to a variety of chassis widths.




- ALL22336..... Wide Rear Bumper Kit with straight main tube is built from 1-1/4" O.D. x .065" wall mild steel tubing and measures 54" wide x 11-1/2" tall with a 34" wide fuel cell guard.
- ALL22337..... Narrow Rear Bumper Kit with bent main tube is built from 1-1/2" O.D. x .065" wall mild steel tubing and measures 43" wide x 12-1/2" tall with a 39" wide fuel cell guard.

ABC Template Front Bumper

ALL22376

Designed to fit ABC style nosepieces, this fully welded front bumper is designed to fit most chassis with 35-1/2" center-to-center mounts. Bumper is constructed of 1-1/2" x .065" wall tubing and has an overall width of 48". Threaded inserts provide mounting points for a hood pin bar.



ABC Template Front Bumper Kit

ALL22372

Designed to fit the shape of the ABC style nosepieces, this un-welded bumper kit is universal, can be built to any width and includes mounting sleeves that can be welded to the chassis. Bumper is constructed of 1-1/2" x .083" wall tubing and has an overall width of 58". Kit must be welded.



Nose Support For Template Nose

Lightweight aluminum nose support features punch/flare holes and predrilled mounting holes for easy installation to the nose and the chassis. Sold each.

- ALL23066..... LH Support
- ALL23067..... RH Support

Related Part

- ALL23020..... Adjustable Steel Brace (16" to 27")
- ALL23021..... Adjustable Aluminum Brace (21" to 26")



Asphalt Outlaw Front Bumper

ALL22326

Designed to mount Camaro dirt style nose (FIV145-410) to most asphalt late models with 34" outside frame dimensions, including: Howe, Finishline and Lefthander chassis.



Universal Asphalt Outlaw Front Bumper

ALL22327

Universal fit bumper has adjustable mounts allowing mounting of Camaro dirt style nose (FIV145-410) or other nose pieces to most asphalt late models, regardless of frame width. Mounts can be positioned as needed along main tube and then bolted or welded in place. Commonly used on outlaw asphalt late models.



Adam Terry

Photo: Marcus Berglund

Monte Carlo SS Nosepieces

Tough plastic 1983-88 style nosepieces are perfect for Factory Stock and Sportsman circle track cars.



- ALL23010..... White
- ALL23011..... Black
- ALL23025..... Red
- ALL23026..... Yellow
- ALL23027..... Orange
- ALL23028..... Chevron Blue

Shown with decal kit (sold separately).

MD3 Monte Carlo SS Nosepieces

Tough plastic 1983-88 style nosepieces are perfect for Factory Stock and Sportsman circle track cars.



- ALL23030..... White
- ALL23031..... Black
- ALL23032..... Red
- ALL23033..... Yellow
- ALL23034..... Orange
- ALL23035..... Chevron Blue

Shown with decal kit (sold separately).

Monte Carlo SS Headlight Decal Kits

Decal kits add a realistic look to most aftermarket nosepieces and rear bumper covers to replicate the popular 1983-88 Monte Carlo SS. Decals fit standard and MD3 style nosepieces.



- ALL23014..... Nose Decal Kit With Stock Grille
- ALL23038..... Nose Decal Kit With Mesh Grille


Bumper Hookup Kit

ALL22315

Cable kit mounts through the nose and around the bumper for easy wrecker hook-ups. Kit should be mandatory at every race track. Kit includes 3 ft. of coated cable and two clamps.



Monte Carlo SS Front Bumper Kits



Universal bumper kit is adjustable to accommodate Monte Carlo nosepieces to any chassis. Kits are constructed of 1-3/4" x .095" wall tubing and require welding.

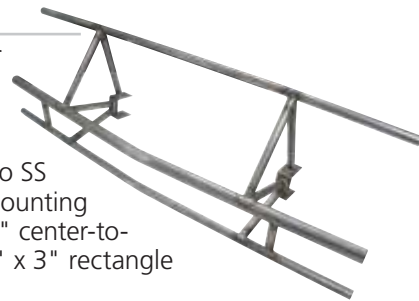
- ALL22370..... Standard Monte Carlo SS Kit
- ALL22369..... MD3 Monte Carlo SS Kit
- ALL22366..... Standard Monte Carlo SS Kit, 2-Piece*
- ALL22367..... Upper Support Kit For ALL22366

*Kit includes a 2-piece main tube for more convenient handling and lower shipping costs.

Monte Carlo SS Bolt-On Front Bumper

ALL22365

Bolt-on style bumper fits most tubular and stock stubs. Bumper accepts standard Monte Carlo SS nosepieces. Frame mounting brackets measure 30" center-to-center and fit over 2" x 3" rectangle tubing.

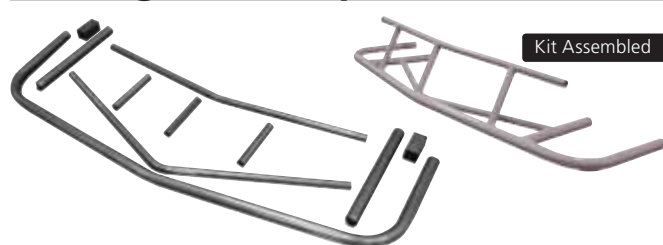


Camaro Front Bumper Kit **ALL22320**

Universal bumper allows installation of most 1981 Camaro nosepieces on any width chassis. Bumper is 1-3/4" x .095" wall mild steel tubing and includes 2" x 2" frame mounting slugs. Kit must be welded.



Mustang Front Bumper Kit **ALL22371**



Universal bumper allows installation of most 1981 Camaro nosepieces on any width chassis. Bumper is 1-3/4" x .095" wall mild steel tubing and includes 2" x 2" frame mounting slugs. Kit must be welded.



Monte Carlo SS Rear Bumper Covers



Shown with decal kits (sold separately).

Tough plastic 1983-88 style rear bumper covers are perfect for Factory Stock and Sportsman circle track cars.

- ALL23015 White
- ALL23016 Black
- ALL23040..... Red
- ALL23041 Yellow
- ALL23042..... Orange
- ALL23043..... Chevron Blue

Monte Carlo SS Tail Light Decal Kit

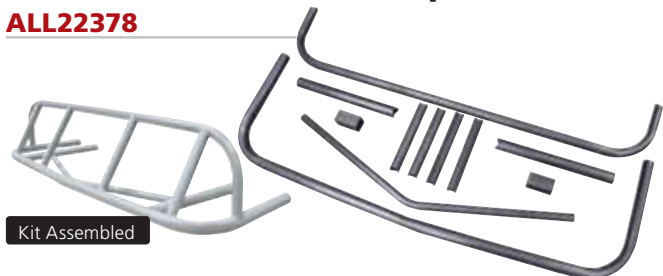
ALL23017

Decal kit adds a realistic look to most aftermarket rear bumper covers to replicate the popular 1983-88 Monte Carlo SS.



Monte Carlo SS Rear Bumper Kit

ALL22378




Kit Assembled

Kit includes pre-bent and notched 1-3/4" x .095" wall tubing to assemble a strong rear bumper that can be mounted to any width chassis and support the Allstar Performance and other aftermarket 1983-88 Monte Carlo SS rear bumper covers. Kit must be welded.

Universal Rear Bumper Kit

ALL22373

Designed to fit any chassis. Corner pieces are slid inside rear section and then welded or bolted to required width. Includes 1-3/4" x .095" diameter rear tube, two adjustable length 1-1/2" x .083" corner pieces, two lengths of tubing (connects bumper to any width chassis) and two sleeves which weld directly to the chassis.



Fuel Cell Guard

ALL22374

Guard adds protection to the fuel cell and acts as a lifting point for rear of vehicle. Universal kit is constructed of 1-3/4", .095" wall, mild steel tubing. Parts are pre-cut and notched, ready to be welded together. Height is 8-3/4" and mounting width is 42".



Sprint Stacked Front Bumpers

Stacked front bumper for improved front end protection is precision bent from steel or aluminum tubing.



ALL22300..... Sprint Car, 1" O.D. Steel Tubing, 6" Tall x 8" Long Overall x 19-1/4" Wide On Center. Weighs Less Than 4 Lbs.

ALL22301..... Sprint Car, 1" O.D. Aluminum Tubing, 6" Tall x 8" Long Overall x 19-1/4" Wide On Center. Weighs Less Than 2 Lbs.

ALL22302..... Mini Sprint, 3/4" O.D. Steel Tubing, 5-1/2" Tall x 7" Long Overall x 14-1/8" Wide On Center. Weighs Less Than 2 Lbs.

Dragster Nose **ALL23278**

Aerodynamic fiberglass nose is strong yet lightweight, with a durable, black high-gloss, seamless gelcoat finish. Nose is 10" tall x 11" wide x 29" long with a 1" mounting flange.



Universal Tow Hooks

Universal hooks are designed to be mounted behind the bumper cover providing a quick access point for towing a vehicle to the pit area or back onto the track. Bracket has two 5/16" mounting holes to secure bracket to the frame or inner bumper.

NEW!



- ALL22311 Solid Mount
- ALL22312 Swivel Mount



William Gary Rogers

Photo: JohnnyB Imagery

8-Point Roll Bar Kits

Kits increase safety and the structural integrity of the vehicle. Main hoops are custom bent to fit each application precisely. Hoop and bars constructed of .134" mild steel, 1-3/4" diameter tubing. Welding required. Floor plates sold separately for unibody cars.



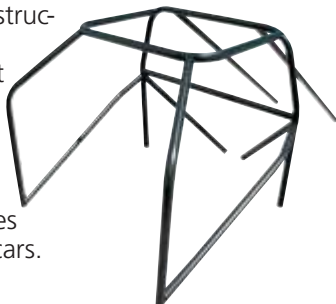
Kit Shown Assembled

8-Point Roll Bar Kits

- ALL22600..... Camaro/Firebird 1967-69
- ALL22601..... Camaro/Firebird 1970-81
- ALL22604..... Camaro 2010-15
- ALL22608..... G-Body (Monte Carlo, Cutlass, Regal, Grand Prix) 1978-88
- ALL22610..... Mustang/Capri 1979-93

10-Point Roll Cage Kits

Kits increase safety and the structural integrity of the vehicle. Main hoops are custom bent to fit each application precisely. Hoop and bars constructed of .134" mild steel, 1-5/8" diameter tubing. Welding required. Floor plates sold separately for unibody cars.



Kit Shown Assembled

10-Point Roll Cage Kits

- ALL22620..... Camaro/Firebird 1967-69
- ALL22621..... Camaro/Firebird 1970-81
- ALL22628..... G-Body (Monte Carlo, Cutlass, Regal, Grand Prix) 1978-88
- ALL22630..... Mustang/Capri 1979-93

Floor Plates **ALL22640**


Bolt or weld these steel plates to the floor pan as required by most sanctioning bodies when installing roll bars into unibody cars. Increase the structural integrity and provide a solid mounting point for the roll bar. 6" x 6" plates are 1/8" (.125") thick and may also be used for a variety of other uses including fabricating brackets or mounts. Package of 6.



Strut Bars **ALL22642**

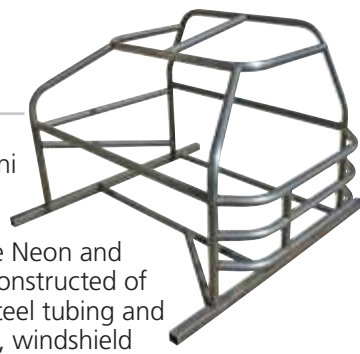
Strut bars increase the rigidity and strength of a chassis eliminating flexing and increasing reaction times. Bars can be installed to upgrade existing ten point cage kits or when building a new chassis.

Pre-bent to fit a variety of applications, bars are 65" long overall with a 14" leg and constructed from 1-5/8" x .134" wall mild steel tubing.



Roll Cage Kits For Dodge Neon And Ford Focus

Cage kits are designed with safety in mind for mini enduro and four cylinder classes. These cages are built specifically for Dodge Neon and Ford Focus cars. Kits are constructed of .095" wall x 1-3/4" mild steel tubing and include a main hoop, halo, windshield posts, front and rear dash bars, three door bars for the left side, and a Z-bar for the right side. Kits also include the components to build a sturdy foundation for installing the main cage, similar to the ALL22650. Welding required.



Kit Shown Assembled

- ALL22097..... Dodge Neon
- ALL22098..... Ford Focus

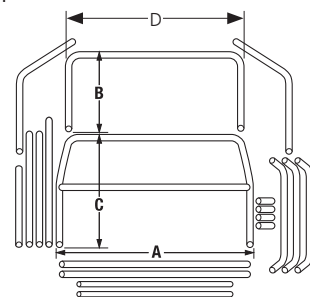
Mini Stock Roll Cage Kit For Ford Escort

ALL22104

Designed with safety in mind for mini enduro and four cylinder classes. Universal design is built for two or four door 1991-2002 Ford Escort bodies. Kit is constructed of .095" wall 1-3/4" mild steel tubing and includes a main hoop, halo, windshield posts, front and rear dash bars, three door bars for the left side, and a Z-bar for the right side. Also included are two lengths of 1-3/4" tubing to weld to the factory pinch welds and two lengths of 1-1/2" tubing to connect the two sides, creating a solid foundation for the cage and seat mount.



Kit Shown Assembled



"A"	"B"	"C"	"D"
53.5"	24.5"	36.5"	40"


Replacement Part

- ALL22113..... Door Bar

Mini Stock Roll Cage Installation Kit

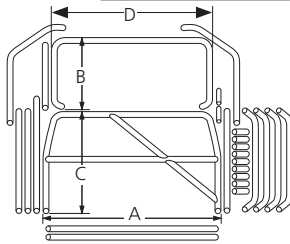
ALL22650

Universal installation kit for mini stock or front wheel drive cars provides a solid base or foundation to mount a roll cage. Kit includes two 60" long 2" x 2" square outside rails, two 54" long 1-3/4" round support tubes for securely mounting the cage and an additional foot area support.



Deluxe Roll Cage Kits

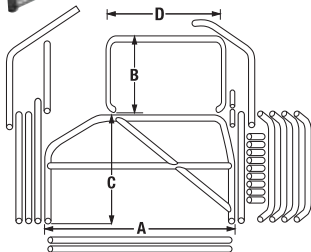
Kits include all pieces to assemble a Deluxe Roll Cage. Main hoop is fitted and tack welded together allowing for changes or custom seat mounts. Curved windshield posts fit closer to windshield pillar to increase driver visibility. Halo is curved and gusseted into the main hoop for maximum width, driver clearance and support. Mild 1-3/4", .095" wall steel tubing is notched and has uniform bends. Other features include four curved and one straight driver's side door bars, "Z" type right side door bars, additional lower cross bar added to main hoop for added side support and assist in seat mounting, and a center halo support. ("A", "B", "C" and "D" measurements are outside-to-outside.)



Part No.	Description	"A"	"B"	"C"	"D"
ALL22100	'78-88 GM Metric Chassis (Monte Carlo, Regal, Etc.) '70-81 Camaro/Firebird	54"	28"	41"	44"
ALL22102	'70-77 Monte Carlo, Chevelle, Malibu, Etc.	55"	28"	41"	44"
ALL22105	'77-90 Caprice/Impala	57"	28"	41"	47"
ALL22106	'79-93 Mini Stock Mustang	52.5"	28"	40"	42"

Offset Deluxe Roll Cage Kit

Ideal for use with template style or ABC bodies. Perimeter frame mount roll cage has the same features as other Allstar deluxe kits but includes an offset main hoop and a narrow halo for cars with an offset body or narrow roof.



Part No.	Description	"A"	"B"	"C"	"D"
ALL22109	Offset Kit 54" Wide Frame	54"	28"	41"	31"
ALL22099	Offset Kit 57" Wide Frame	57"	28"	41"	35"

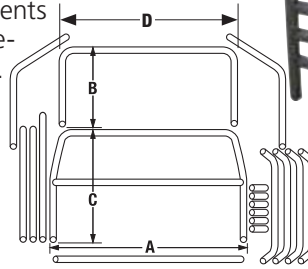
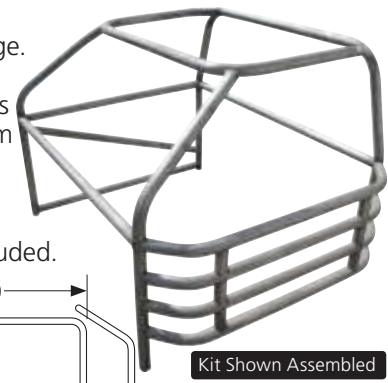


Johnny Van Doorn

Photo: RW Motorsports

Standard Roll Cage Kits


Kits include all pieces to assemble a standard cage. Mild steel tubing is 1-3/4" dia., .095" wall, is notched and has uniform bends. Four driver's side curved door bars, "Z" type right side door bar and gussets are included. Measurements are outside-to-outside.



Part No.	Description	"A"	"B"	"C"	"D"
ALL22101	'78-88 GM Metric Chassis (Monte Carlo, Regal, Etc.) '70-81 Camaro/Firebird	54"	28"	41"	42"
ALL22103	'70-77 Monte Carlo, Chevelle, Malibu, Etc.	55"	28"	41"	44"
ALL22107	Mini Stock Universal	49"	28.5"	47"	39"

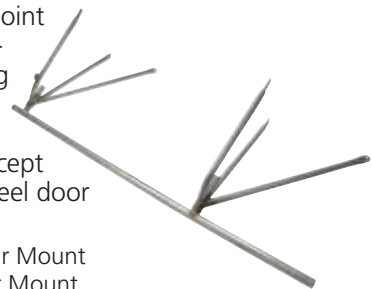
Right Hand Jack Post Kit ALL22111

Bolt-on kit fits most Howe, Port City, Lefthander, Finish Line and other offset chassis requiring a jack post to raise vehicle. Includes an assembled bar loop with lift post and pre-cut mounting bars to be welded in place. The mounting bars then bolt to chassis tabs (not included) for removal and installation.



Door Bar Components For Rocket Dirt Late Models

ALL22390/22391 three-point door bar mounts are constructed of 1" steel tubing and bolt to the frame. Each mount has a pre-welded sleeve sized to accept posts of the ALL22392 steel door bar.



- ALL22390..... Front Door Bar Mount
- ALL22391..... Rear Door Bar Mount
- ALL22392..... Right Door Bar, 5' L x 1-1/4"



Jacob Wilber

Photo: JohnnyB Imagery

Door Bar Clamp **ALL14198**

Clamp fastens around a 1-1/2" door bar, allowing a steel door plate to be mounted to the outside of the door bar area. Clamp eliminates the need to weld mounting tabs or door plate directly to a finished chassis. Sold each and includes 1/2" mounting hardware.



Steel Plate

Steel plate is useful for many building projects or fabricating brackets. 10 gauge (1/8" thick) 1011 mild steel plate is ideal for adding a protective cover to the driver's side floor or door bar area of circle track cars.



- ALL54070..... 18" x 26"
- ALL54071..... 24" x 24"
- ALL54072..... 24" x 36"

Door Plate **ALL22118**

Plates can be welded between the driver's side door bars. May also be used to box "C"-type frame rails to add support and strength at critical roll cage mounting points. Plate is 48" x 4" x 1/8" thick and mandated by most sanctioning bodies and tracks.




Curved Door Bar **ALL22114**

Curved door bar is constructed of 1-3/4" O.D. x .095" wall mild steel tubing and is the same door bar included in Allstar's Standard and Deluxe roll cage kits. Bar is notched to fit between two vertical posts spaced 43" on center and adds approximately 6" to the width of the cage.



Door Bar Spacers


Spacers fit between two door bars for added support and to equally space door bars apart. Constructed of 1-3/4" O.D. x .095" wall mild steel tubing.



- ALL22115 4" Spacer, spaces door bars 3" apart.
(These bars are included in Allstar Standard and Economy Roll Cage Kits)
- ALL22116 5" Spacer, spaces door bars 4" apart.
(These bars are included in Allstar Mini Enduro Kits)


Swing Out Door Bar Kit **ALL22670**

Kit includes hardware and mounting brackets needed when installing a swing out style door bar on roll bar equipped car. Kit includes mild steel brackets, spacers, quick release T-handle pin and mounting hardware.



Narrow Front Arch Support **ALL22645**

Arch supports replace the front arches found on many asphalt late models and modifieds or when fabricating a new chassis. Narrow triangular design arches are constructed of 1-3/4", .095" wall, D.O.M. steel tubing, are 30" wide at the mounting points and 17" tall, but may be trimmed to fit many applications. Sold as a pair*



*LH support features a small kick out for added header clearance.

Front Arch Support **ALL22119**

Arch supports are required when installing Allstar front support kits. They add strength to suspension mounting area and create mounting points for shock brackets. Arches are constructed of 1-3/4", .095" wall mild steel tubing, 24" wide at the mounting points and 16" tall but may be trimmed to fit many applications. Sold each.




Universal Front Hoop **ALL22108**

Front support kit adds strength to the front section of race car by reducing excessive flex. Pre-cut and notched pieces of 1-3/4", .095" wall mild steel tubing fasten to the existing roll cage and extend to the front of the chassis to strengthen vulnerable steering and radiator areas. Lower radiator mounting brackets are included. Kit requires the addition of two front arch supports (ALL22119) sold separately to complete installation. Some modifications may be required for installation.



Universal Rear Support **ALL22112**

Rear support adds strength to the rear section of race car by reducing excessive flex. Kit includes pre-cut and notched pieces of 1-3/4", .095" wall mild steel tubing which fasten to the existing roll cage and extend to the rear of the chassis. Some modifications may be required for installation.



Frame Repair Plate For Metric Chassis **ALL60085**

1/8" steel rear frame plate fits 1978-88 GM metric cars. Plate is cut to fit stock frames and measures 4-1/4" x 27".



Universal Seat Mount Kit

ALL22110

1-1/2" dia. x .095" wall mild steel tubing attaches to roll cage, to safely and effectively mount a seat. Use with Allstar roll cage kits. Kit is sold unassembled and requires welding.



Lower Seat Mount

ALL60070


Mount attaches through floor pan to a bar or plate attached to the left frame rail or roll cage for seat and anti-sub belt mounting. Mount is 2-3/4" tall and seat tabs are welded at a 15° angle to the floor mounts.



Seat Mount Brackets

Made from 1/8" thick mild steel. Upper bracket is angled to fit against the back of most aluminum racing seats. Two-piece design allows front-to-back and side-to-side adjustment. Upper mount brackets may be bolted or welded. Lower mount welds to 1-1/2" or 1-3/4" tubing.

ALL60032 Upper, 2-Piece
ALL60033 Lower



Double Shear Seat Belt Tab **ALL60031**

Bracket welds to chassis for solid seat belt mount to the chassis, yet still able to pivot. Double shear design provides twice the strength of a single tab style mount. Steel bracket accepts 1/2" hardware.



Floor Pedal Plate **ALL54050**


Weld-in pedal plate is 23" x 5" x 1/8" and speeds up race car construction by providing the proper spacing for mounting pedal/master cylinder assemblies.



Hanging Brake Pedal Mount

ALL54060

Welds to chassis to mount Wilwood and Tilton style hanging pedals. Notched to clear balance bar.



Mike McKinney

Photo: Stan Kalwasinski

Steering Shaft Tubing

Seamless D.O.M. tubing is 3/4" O.D. with .120" wall thickness making this an excellent choice when building a steering assembly to connect steering wheel to steering box or rack and pinion. ALL52132 oversized rod end is commonly used to support steering shaft. Consult sanctioning rules to verify proper installation when building a steering assembly.

ALL22190 5 Ft.
ALL22191 6 Ft.



"Double D" Steering Shafts

Solid steel shaft has the appearance of two D's stacked back to back when viewed from the end or simply a 3/4" round shaft with flats on opposite sides. Often used with stock type couplers, this shaft can be used in assemblies without welding. Commonly connected to U-joints using a set screw, the shaft should be dimple drilled to help pilot set screws and help prevent the assembly from sliding apart. ALL52132 oversized rod end is commonly used to support steering shaft. Consult sanctioning rules to verify proper installation when building a steering assembly.

ALL52175 24" Shaft
ALL52176 30" Shaft
ALL52177 36" Shaft
ALL52178 60" Shaft
ALL52179 72" Shaft



Steering Column Brackets

Stamped-steel brackets weld to dash bars to create a mounting point for steering shaft when using a 3/4" oversized rod end. Brackets are 3-1/8" wide and available in a variety of lengths to fit most applications. 4" and longer brackets are pre-notched for 1-1/2" dash bars but are easily modified to fit other size bars.

ALL52120 2-1/2" Long
ALL52122 4" Long
ALL52124 8" Long
ALL52126 10" Long



Steering Shaft Rod End Mounting Tab

ALL52133

Gusseted weld-on tab provides an excellent mounting point for the 3/4" oversized rod end (ALL52132) when building custom steering shaft assemblies. Tab is designed to cradle into round chassis tubing with built-in gussets adding strength and reducing flex.

Related Item

ALL52132 Oversized 3/4" Rod End Kit

NEW!



Steering Quickener Bracket

ALL60028

Mounts all popular steering quickeners including AFCO, Coleman, Howe and others. Bracket has two holes, spaced 1-3/4" apart, and may be welded to 1-1/2" or 1-3/4" dia. tubing.



Drilled Aluminum Angle, 90 Degree

Aluminum angle has many uses, including strengthening body panels and providing a mounting point for strapping or body braces, typically used on the upper section of rear quarter panels and door panels. 90° angle allows supports or braces to fasten directly to the chassis. Angle is 1/8" thick x 1" wide and has 1/4" holes on 1" centers.

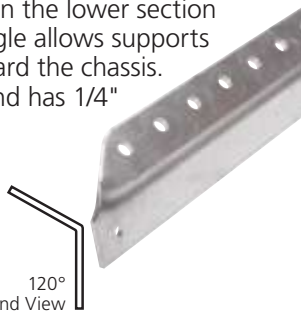
- ALL23134 26" Long
- ALL23134-5.. 26" Long, 5-Pack
- ALL23135 30" Long
- ALL23135-5.. 30" Long, 5-Pack
- ALL23138 66" Long
- ALL23138-5.. 66" Long, 5-Pack



Drilled Aluminum Angle, 120 Degree

Aluminum angle has many uses, including strengthening body panels and providing a mounting point for strapping or body braces, typically used on the lower section of rear quarter panels. 120° angle allows supports or braces to angle upward toward the chassis. Angle is 1/8" thick x 1" wide and has 1/4" holes on 1" centers.

- ALL23130 26" Long
- ALL23130-5.. 26" Long, 5-Pack
- ALL23131 30" Long
- ALL23131-5.. 30" Long, 5-Pack
- ALL23132 66" Long
- ALL23132-5.. 66" Long, 5-Pack



Slotted Aluminum Angle, 90 Degree **ALL23124**

Slotted angle aluminum brace connects and strengthens body panels. Brace is 1/8" thick x 1" wide x 72" long with 3/8" x 5/8" slots. Ideal for use along tops of spoilers.



Aluminum Flat Stock

6063-T5 aluminum flat stock is ideal for fabricating mounting brackets, etc.

Description	4' Length	8' Length	12' Length	16' Length
Flat Stock 1" Wide				
1/8" Thick	ALL22250-4	ALL22250-8	ALL22250-12	ALL22250-16
3/16" Thick	ALL22251-4	ALL22251-8	ALL22251-12	ALL22251-16

Aluminum Angled Stock

1" x 1" 6063-T5 aluminum stock is ideal for fabricating mounting brackets, etc.

Description	4' Length	8' Length	16' Length
1" x 1" x 1/16" Thick	ALL22253-4	ALL22253-8	ALL22253-16
1" x 1" x 1/8" Thick	ALL22254-4	ALL22254-8	ALL22254-16
1" x 1" x 3/16" Thick	ALL22255-4	ALL22255-8	ALL22255-16

**OVER 8 FT. LENGTH
For Local Pickup ONLY**

Aluminum Square Tubing

Square tubing is 6063-T5 grade alloy with .125" wall thickness and sold in pre-cut lengths and of 4', 8', 12' and 20'. Ideal for fabricating rub rails or building shop, trailer or pit equipment like ladders, pit carts and tire racks.



4' Length	8' Length	12' Length	20' Length
3/4" x 3/4"			
ALL22256-4	ALL22256-8	ALL22256-12	ALL22256-20
1" x 1"			
ALL22257-4	ALL22257-8	ALL22257-12	ALL22257-20

Steel Flat Stock

Steel flat stock is ideal for building projects around the shop or creating supports when needed. Standard grade steel has excellent welding characteristics and is easily cut and shaped.

Description	4' Length	8' Length	12' Length
1" x 1/8"	ALL22150-4	ALL22150-8	ALL22150-12
1" x 3/16"	ALL22151-4	ALL22151-8	ALL22151-12
1-1/2" x 1/8"	ALL22152-4	ALL22152-8	ALL22152-12
2" x 1/8"	ALL22154-4	ALL22154-8	ALL22154-12
2" x 3/16"	ALL22155-4	ALL22155-8	ALL22155-12

Steel Angled Stock

Steel angled stock is ideal for building projects around the shop or creating supports when needed. Standard grade steel has excellent welding characteristics and is easily cut and shaped.

Description	4' Length	8' Length	12' Length
1" x 1" x 1/8"	ALL22156-4	ALL22156-8	ALL22156-12
1-1/2" x 1-1/2" x 1/8"	ALL22157-4	ALL22157-8	ALL22157-12
2" x 2" x 1/8"	ALL22158-4	ALL22158-8	ALL22158-12



Zach VanderBeek

Photo: Buck Monson



Devin Moran

Photo: Jim DenHamer

Mild Steel Tubing

Sold only in pre-cut lengths (4, 8, 12, or 20 ft.). Always check wall thickness tolerance before cutting or welding, especially if the car is to be certified. Tubing wall thickness will vary.



Round Mild Steel Tubing

Description	4' Length	8' Length	12' Length	20' Length
3/8" x .065"	ALL22117-4	ALL22117-8	ALL22117-12	-
1/2" x .065"	ALL22120-4	ALL22120-8	ALL22120-12	ALL22120-20
3/4" x .065"	ALL22124-4	ALL22124-8	ALL22124-12	ALL22124-20
1" x .065"	ALL22128-4	ALL22128-8	ALL22128-12	ALL22128-20
1" x .083"	ALL22129-4	ALL22129-8	ALL22129-12	ALL22129-20
1-1/4" x .083"	ALL22132-4	ALL22132-8	ALL22132-12	ALL22132-20
1-1/4" x .120"	ALL22134-4	ALL22134-8	ALL22134-12	ALL22134-20
1-1/2" x .065"	ALL22136-4	ALL22136-8	ALL22136-12	ALL22136-20
1-1/2" x .083"	ALL22130-4	ALL22130-8	ALL22130-12	ALL22130-20
1-1/2" x .095"	ALL22138-4	ALL22138-8	ALL22138-12	ALL22138-20
1-1/2" x .120"	ALL22137-4	ALL22137-8	ALL22137-12	ALL22137-20
1-5/8" x .120"	ALL22139-4	ALL22139-8	ALL22139-12	ALL22139-20
1-5/8" x .134"	-	ALL22141-8	ALL22141-12	-
1-3/4" x .065"	ALL22144-4	ALL22144-8	ALL22144-12	ALL22144-20
1-3/4" x .095"	ALL22146-4	ALL22146-8	ALL22146-12	ALL22146-20
1-3/4" x .134"	-	ALL22148-8	ALL22148-12	-



Round D.O.M. Mild Steel Tubing

Description	4' Length	8' Length	12' Length	17' or 20' Length
1" x .120"*	ALL22127-4	ALL22127-8	ALL22127-12	ALL22127-(17 or 20) [†]
1-1/2" x .083"*	ALL22133-4	ALL22133-8	ALL22133-12	ALL22133-(17 or 20) [†]
1-1/2" x .095"*	ALL22135-4	ALL22135-8	ALL22135-12	ALL22135-(17 or 20) [†]
1-5/8" x .120"*	ALL22140-4	ALL22140-8	ALL22140-12	ALL22140-(17 or 20) [†]
1-3/4" x .095"*	ALL22145-4	ALL22145-8	ALL22145-12	ALL22145-(17 or 20) [†]
1-3/4" x .120"*	ALL22147-4	ALL22147-8	ALL22147-12	ALL22147-(17 or 20) [†]

*Tubing is drawn over mandrel (D.O.M.) and has tighter wall thickness tolerance.

[†]Length is determined by mill run. Call for availability.



Square Mild Steel Tubing

Description	4' Length	8' Length	12' Length	20' Length
1/2" x .065"	ALL22160-4	ALL22160-8	ALL22160-12	ALL22160-20
3/4" x .049"	ALL22163-4	ALL22163-8	ALL22163-12	-
3/4" x .065"	ALL22164-4	ALL22164-8	ALL22164-12	ALL22164-20
1" x .083"	ALL22169-4	ALL22169-8	ALL22169-12	ALL22169-20
1-1/2" x .083"	ALL22175-4	ALL22175-8	ALL22175-12	ALL22175-20
2" x .083"	ALL22182-4	ALL22182-8	ALL22182-12	ALL22182-20



Rectangular Mild Steel (1018)

Description	4' Length	8' Length	12' Length	20' Length
1" x 2" x .120"	ALL22183-4	ALL22183-8	ALL22183-12	ALL22183-20
2" x 3" x .083"	ALL22184-4	ALL22184-8	ALL22184-12	ALL22184-20

OVER 8 FT. LENGTH
For Local Pickup ONLY



Round Chrome Moly Steel Tubing (4130N)

Sold only in pre-cut lengths (4, 8, 12 ft., etc.). Always check wall thickness tolerance before cutting or welding, especially if the car is to be certified. Tubing wall thickness will vary.



Description	4' Length	8' Length	12' Length	17', 19' or 20' Length
1/4" x .035"	ALL22000-4	ALL22000-8	ALL22000-12	ALL22000-(17, 19 or 20) [†]
3/8" x .058"	ALL22005-4	ALL22005-8	ALL22005-12	ALL22005-(17, 19 or 20) [†]
1/2" x .049"	ALL22010-4	ALL22010-8	ALL22010-12	ALL22010-(17, 19 or 20) [†]
1/2" x .058"	ALL22012-4	ALL22012-8	ALL22012-12	ALL22012-(17, 19 or 20) [†]
5/8" x .049"	ALL22015-4	ALL22015-8	ALL22015-12	ALL22015-(17, 19 or 20) [†]
5/8" x .058"	ALL22017-4	ALL22017-8	ALL22017-12	ALL22017-(17, 19 or 20) [†]
3/4" x .049"	ALL22020-4	ALL22020-8	ALL22020-12	ALL22020-(17, 19 or 20) [†]
3/4" x .058"	ALL22022-4	ALL22022-8	ALL22022-12	ALL22022-(17, 19 or 20) [†]
3/4" x .095"	ALL22024-4	ALL22024-8	ALL22024-12	ALL22024-(17, 19 or 20) [†]
3/4" x .120"	ALL22026-4	ALL22026-8	ALL22026-12	ALL22026-(17, 19 or 20) [†]
7/8" x .058"	ALL22030-4	ALL22030-8	ALL22030-12	ALL22030-(17, 19 or 20) [†]
7/8" x .095"	ALL22032-4	ALL22032-8	ALL22032-12	ALL22032-(17, 19 or 20) [†]
1" x .049"	ALL22040-4	ALL22040-8	ALL22040-12	ALL22040-(17, 19 or 20) [†]
1" x .058"	ALL22042-4	ALL22042-8	ALL22042-12	ALL22042-(17, 19 or 20) [†]
1" x .065"	ALL22044-4	ALL22044-8	ALL22044-12	ALL22044-(17, 19 or 20) [†]
1" x .083"	ALL22045-4	ALL22045-8	ALL22045-12	ALL22045-(17, 19 or 20) [†]
1" x .095"	ALL22046-4	ALL22046-8	ALL22046-12	ALL22046-(17, 19 or 20) [†]
1-1/8" x .058"	ALL22050-4	ALL22050-8	ALL22050-12	ALL22050-(17, 19 or 20) [†]
1-1/8" x .083"	ALL22054-4	ALL22054-8	ALL22054-12	ALL22054-(17, 19 or 20) [†]
1-1/4" x .058"	ALL22060-4	ALL22060-8	ALL22060-12	ALL22060-(17, 19 or 20) [†]
1-1/4" x .065"	ALL22062-4	ALL22062-8	ALL22062-12	ALL22062-(17, 19 or 20) [†]
1-1/4" x .083"	ALL22061-4	ALL22061-8	ALL22061-12	ALL22061-(17, 19 or 20) [†]
1-1/4" x .095"	ALL22063-4	ALL22063-8	ALL22063-12	ALL22063-(17, 19 or 20) [†]
1-1/4" x .120"	ALL22064-4	ALL22064-8	ALL22064-12	ALL22064-(17, 19 or 20) [†]
1-3/8" x .058"	ALL22070-4	ALL22070-8	ALL22070-12	ALL22070-(17, 19 or 20) [†]
1-3/8" x .095"	ALL22072-4	ALL22072-8	ALL22072-12	ALL22072-(17, 19 or 20) [†]
1-1/2" x .049"	ALL22079-4	ALL22079-8	ALL22079-12	ALL22079-(17, 19 or 20) [†]
1-1/2" x .058"	ALL22080-4	ALL22080-8	ALL22080-12	ALL22080-(17, 19 or 20) [†]
1-1/2" x .065"	ALL22082-4	ALL22082-8	ALL22082-12	ALL22082-(17, 19 or 20) [†]
1-1/2" x .083"	ALL22084-4	ALL22084-8	ALL22084-12	ALL22084-(17, 19 or 20) [†]
1-1/2" x .095"	ALL22086-4	ALL22086-8	ALL22086-12	ALL22086-(17, 19 or 20) [†]
1-5/8" x .083"	ALL22090-4	ALL22090-8	ALL22090-12	ALL22090-(17, 19 or 20) [†]
1-3/4" x .083"	ALL22093-4	ALL22093-8	ALL22093-12	ALL22093-(17, 19 or 20) [†]
2-1/4" x .120"	ALL22095-5 (5' Length)			

[†]Length is determined by mill run. Please call for availability.

Threaded Tubing Ends

Chrome moly 4130 steel tubing ends are ideal for building custom length suspension tubes. Available in RH and LH threads.



Thread Size	Tubing Size	Tube End Insert O.D.	RH Part No.	LH Part No.
10-32	3/8" x .058"	.259"	ALL22500	-
5/16"-24	1/2" x .058"	.384"	ALL22504	-
3/8"-24	5/8" x .058"	.509"	ALL22508	ALL22509
3/8"-24	3/4" x .058"	.634"	ALL22512	ALL22513
1/2"-20	7/8" x .058"	.759"	ALL22518	ALL22519
1/2"-20	1" x .058"	.884"	ALL22522	ALL22523
1/2"-20	1" x .065"	.870"	ALL22526	ALL22527
1/2"-20	1-1/8" x .058"	1.00"	ALL22530	ALL22531
5/8"-18	1" x .058"	.884"	ALL22534	ALL22535
5/8"-18	1" x .095"	.810"	ALL22538	ALL22539
5/8"-18	1-1/4" x .095"	1.060"	ALL22542	ALL22543 [‡]
5/8"-18	1-1/4" x .120"	1.010"	ALL22546	ALL22547 [‡]
3/4"-16	1-1/4" x .065"	1.120"	ALL22548	ALL22549 [‡]
3/4"-16	1-1/4" x .095"	1.060"	ALL22550	ALL22551 [‡]
3/4"-16	1-1/4" x .120"	1.010"	ALL22554	ALL22555 [‡]
3/4"-16	1-3/8" x .095"	1.185"	ALL22558	ALL22559 [‡]

[‡]Tube end has built-in hex for adjusting.

OVER 8 FT. LENGTH
For Local Pickup ONLY

Tubing Notchers

Notchers render precise joints for more consistent welds and stronger cages. Available in deluxe aluminum or economy steel versions, notchers accept up to 2" diameter stock and automatically align and center tubing. Use in drill press or with hand drill. Notchers adjust up to 45°.



- ALL10400 Deluxe Aluminum
- ALL10411 Economy Steel

Replacement Parts

- ALL10402 5/8"-18 Thread Adapter
- ALL10403 Arbor Support Bushings (Pair)
- ALL10404 Arbor With 1/2"-20 Thread




Optional Parts

- ALL10405 Arbor With 5/8"-18 Thread
 - ALL10406 Drill Press Mount (ALL10411 Only)
 - ALL10407 Arbor Support With Needle Bearings
- Note: Tubing notchers include 1/2"-20 arbor thread and 5/8"-18 adapter. Hole saws up to 1-1/8" diameter use 1/2"-20, larger hole saws use 5/8"-18 thread.



Hole Saw Set ALL10412

Use with tubing notchers. Does not include an arbor for a hand drill. Set includes one of each size: 3/4", 1", 1-1/8", 1-1/4", 1-1/2", 1-5/8" and 1-3/4".



Individual Hole Saws

- ALL10413 3/4" ALL10417 1-1/2"
- ALL10414 1" ALL10418 1-5/8"
- ALL10415 1-1/8" ALL10419 1-3/4"
- ALL10416 1-1/4"

Note: Hole saws up to 1-1/8" diameter use 1/2"-20 thread, larger hole saws use 5/8"-18 thread.

Mini Digital Level ALL10742

Digital level with magnetic base measures the angle of a single straight surface or the angle of a joint between two straight surfaces. Displayed value on the LCD screen rotates to right side up when digital level is in an upside down position. Powered by three 3V CR2032 batteries (included). 2" x 2" x 1".



Smart Tool ALL10113

Ensure that chassis tubing is level and plumb when building roll cages or checking driveshaft angles. Also works on trailing arms and suspension tubes when used with ALL10740 Smart Tool Tray. A "hold" button freezes and unfreezes readings which can be displayed as degrees, percentages, or in./ft. at the push of a button. Plus and minus signs indicate when pitch is more or less than that shown on the display. Pitch reads in 1/8 in./ft. increments. Tool emits an audible "beep" at level and plumb. The tool shuts off automatically if idle for more than six minutes. Powered by a standard 9 volt battery.



Level Base ALL10741

Level base simplifies notching and bending of round tubing and helps ensure accuracy. Base fastens to standard ballast or weight brackets and clamps to the tube as a reference point when creating parallel, perpendicular, or any angle of opposing notches or bends during fabrication. Base accepts most digital levels including ALL10113, ALL10742 and ALL10744 or standard bubble levels.



Digital scale and mounting bracket sold separately.

Individual Mounting Brackets

- ALL14192 1"
- ALL14193 1-1/4"
- ALL14194 1-3/8"
- ALL14195 1-1/2"
- ALL14196 1-5/8"
- ALL14197 1-3/4"



ALL14195

Deburring Tool ALL11036

A fast and easy way to remove burrs from the edges of machined or cut metals. Five-piece kit includes handle, telescopic blade holder and three unique blades. Handle has built-in storage for blades. Blade holder adjusts from 1" to 5".



Weld-On Nuts

Weld these steel nuts into a predrilled hole to provide a strong and easy method of bolting brackets or accessories to chassis. Nuts are often used when the back side of a fastener is not accessible and they allow quicker installation and/or removal of chassis components.



ALL18546

1/4"-20 Nut for 3/8" Hole

- ALL18546 (5/16" UHL), 4-Pack
- ALL18546-25 (5/16" UHL), 25-Pack

3/8"-16 Nut for 3/4" Hole

- ALL18549 Short (3/8" UHL), 4-Pack
- ALL18549-25 Short (3/8" UHL), 25-Pack
- ALL18550 Long (7/8" UHL), 4-Pack
- ALL18550-25 Long (7/8" UHL), 25-Pack

1/2"-13 Nut for 3/4" Hole

- ALL18551 Short (3/8" UHL), 4-Pack
- ALL18551-25 Short (3/8" UHL), 25-Pack
- ALL18552 Long (7/8" UHL), 4-Pack
- ALL18552-25 Long (7/8" UHL), 25-Pack



Ross Hoek

Photo: Mike Reusche

Flat Tabs

Mild steel flat tabs have a straight edge and can be welded to round tubing, square tubing or flat plate.

Part No.	Description	Quantity Per Pack	Thickness	Overall Height	Center Of Hole Height	Hole Diameter
ALL60004	1/8" Tab, 5/8" Hole	4	1/8"	2-5/16"	1-11/16"	5/8"
ALL60005	1/8" Tab, 1/2" Hole	4	1/8"	1-7/8"	1-5/16"	1/2"
ALL60006	3/16" Tab, 1/2" Hole	4	3/16"	1-7/8"	1-5/16"	1/2"
ALL60007	1/4" Tab, 3/8" Hole	4	1/4"	2"	1-3/8"	3/8"
ALL60008	1/4" Tab, 1/2" Hole	4	1/4"	2"	1-3/8"	1/2"
ALL60009	1/8" Tab, 1/4" Hole	4	1/8"	1-5/8"	1-1/4"	1/4"
ALL60012	1/8" Tab, 1/4" Hole	4	1/8"	1-7/16"	7/8"	1/4"
ALL60013	1/8" Tab, 3/8" Hole	4	1/8"	1-7/16"	7/8"	3/8"
ALL60018	3/16" Seat Tab	4	3/16"	1-1/2"	7/8"	1/2"
ALL60019	1/4" Seat Tab	4	1/4"	1-1/2"	7/8"	1/2"
ALL60020	Window Frame Tab	10	1/16"	1"	3/4"	3/16"
ALL60021	Window Frame Tab	10	1/16"	3/4"	1/2"	3/16"
ALL60022	Bumper Tab	4	1/8"	1-1/4"	15/16"	1/4"
ALL60076	Chassis Tab	4	1/8"	1-3/4"	1-3/16"	3/8"
ALL60030	Mounting Tab	4	.100"	1-1/4"	3/4"	5/8"
ALL60090	Mounting Tab	4	.100"	1-1/4"	3/4"	3/8"
ALL60091	Mounting Tab	4	.100"	1-1/4"	3/4"	7/16"
ALL60092	Mounting Tab	4	.100"	1-1/4"	3/4"	9/16"



Radius Tabs

Mild steel radius tabs have a contoured edge to fit various sizes of round tubing.

Part No.	Description	Quantity Per Pack	Thickness	Overall Height	Center Of Hole Height	Hole Dia.
ALL60000	3/16" Tab, No Hole	4	3/16"	2-3/8"	-	-
ALL60001	3/16" Tab, 3/8" Hole	4	3/16"	2-3/8"	1-3/4"	3/8"
ALL60002	3/16" Tab, 1/2" Hole	4	3/16"	2-3/8"	1-3/4"	1/2"
ALL60003	1/8" Tab, 1/4" Hole	4	1/8"	2"	15/16"	1/4"
ALL60010	1/8" Tab, 1/4" Hole	4	1/8"	1-1/8"	9/16"	1/4"
ALL60011	1/8" Tab, 3/8" Hole	4	1/8"	1-1/8"	9/16"	3/8"



Body Brace Tabs

Mild steel tabs have built-in gussets for added support. Choose tabs that mount parallel or perpendicular to tubing. Package of 4.

Part No.	Description	Thickness	Overall Height	Center Of Hole Height	Hole Dia.
ALL60014	Round Tube, 1/4" Hole	1/8"	1-1/2"	1"	1/4"
ALL60015	Round Tube, Slotted	1/8"	1-1/2"	7/8"	1/4" x 3/4"
ALL60016	Round Tube, 3/8" Hole	1/8"	1-3/4"	1-1/4"	3/8"
ALL60017	Round Tube, 1/2" Hole	1/8"	1-3/4"	1-1/4"	1/2"
ALL60041	Round Tube, 1/4" Hole	1/8"	1-3/4"	1-1/4"	1/4"
ALL60086	Round Tube, 1/4" Hole	.085"	1-7/16"	1-15/16"	1/4"
ALL60087	Round Tube, 1/4" Hole	1/8"	1-7/16"	1-15/16"	1/4"
ALL60024	Flat Mount, 3/8" Hole	.085"	1-9/16"	7/8"	3/8"
ALL60027	Flat Mount, 1/4" Hole	3/16"	1-9/16"	7/8"	1/4"



Universal Hood Pin Mount

ALL60067

Universal bracket with 1/4" mounting holes can be bolted on or welded in place. Bracket accepts 1/2" hood pins to secure hood and deck lids along with many other uses. Constructed of .100" steel, bracket has a built-in reinforcing gusset for added strength.



Universal Chassis Bracket

ALL60068

Universal gusseted bracket is 3/16" thick and welds on for many uses including engine and body mounts. Bracket is 2-1/4" wide x 3-1/4" long and has a 1/2" hole.



Universal Mounting Bracket ALL60072

Universal formed bracket is 1/8" thick and welds on for many uses, including a body mount when modifying or fabricating chassis or as a rear engine mount bracket when used with rear motor mounts. Bracket is 2-1/4" W x 6-1/2" L and may be drilled for a variety of uses.



Brake Line Adapter Mounting Tabs

Secure brake line adapters or bulkhead fittings, or use as a mounting tab for a variety of uses.

ALL60029Bolt-On With 5/8" Hole, 2-Pack
 ALL60030Weld-On With 5/8" Hole, 4-Pack
 ALL60092Weld-On With 9/16" Hole, 4-Pack
 ALL60091Weld-On With 7/16" Hole, 4-Pack
 ALL60090Weld-On With 3/8" Hole, 4-Pack



tubing End Caps

Steel end caps weld to the end or inside of tubing to provide a clean look, prevent sharp exposed edges and seal tubes to keep out dirt and debris. Caps are commonly used on ends of bumpers, to fill existing holes in frames and as a flat gusset when butt joining sections of square or rectangular tubing. Package of 10.



Part No.	Description	Thickness
Round End Caps		
ALL22280	7/8" O.D.	.125"
ALL22285	1" O.D.	.125"
ALL22281	1-1/4" O.D.	.125"
ALL22286	1-3/8" O.D.	.125"
ALL22282	1-1/2" O.D.	.125"
ALL22283	1-5/8" O.D.	.125"
ALL22287	1-11/16" O.D.	.125"
ALL22284	1-3/4" O.D.	.125"
Square End Caps		
ALL22290	1" x 1"	.085"
ALL22291	1-1/2" x 1-1/2"	.085"
ALL22292	2" x 2"	.085"
Rectangle End Cap		
ALL22294	2" x 3"	.085"

Gussets

Gussets add support and strength to tubing joints when building roll cages or chassis mounts. Solid, one or three hole gussets are 1-7/8" tall x 1/8" thick. Reinforced gussets are 2-1/8" tall x 1/8" thick with a rolled edge for added strength.



Description	10-Pack Part No.	100-Pack Part No.
Solid	ALL22192	ALL22192-100
With One Hole	ALL22194	ALL22194-100
With Three Holes	ALL22196	ALL22196-100

Wrap Around Gussets

Gussets fit 1.50" to 1.75" tubing and can be used to join tubing from 70° to 110°. Wrap around gussets are 1/16" thick and provide more support and rigidity than a standard flat gusset. Sold in packs of 10.



ALL22199 10-Pack
ALL22199-50 50-Pack

Rub Rail Flange ALL60023

Flanges are 3/16" thick and commonly used when building bolt-on style rub rails. Center hole accepts 1-1/4" tubing and has two 3/8" mounting holes spaced 2-1/4" apart. Package of 4.



Charging Post Bracket

ALL60064

Securely mount Allstar charging posts on vehicles where battery is not easily accessible. Predrilled holes allow quick mounting to frame or body. Double-D hole design positions posts close together, but provides enough room for charging or jumper cable clamps. Charging posts sold separately.



Remote Starter Button Shroud Kits

Kit mounts a remote starter button directly to chassis tubing. Kit includes a shroud to help protect against accidental activation, tab, and starter button.

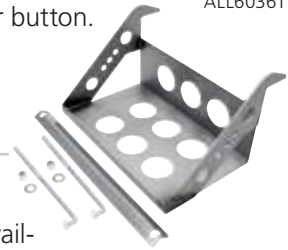


ALL60361

ALL60360 Welded Kit
ALL60361 Un-welded Kit

Battery Boxes


Universal, lightweight steel battery boxes may be welded or bolted to the frame. Boxes are available in two sizes and include hold down hardware.



ALL76100 Full Size, 12" Wide x 7-1/4" Deep
ALL76101 Short Style, 10" Wide x 7-1/4" Deep

Bolt-On Battery Boxes

Battery box has multiple 1/2" mounting holes to bolt box directly to the frame rail, inner fender or firewall. Box can also be fastened to round tubing using clamp-on ballast brackets. Constructed of 13 gauge steel, measures 11" wide x 7" deep and includes 3/8" battery hold down hardware.



ALL76103

ALL76102 Clear Zinc
ALL76103 Black

Stainless Steel Drop-Out Battery Box ALL76105

The perfect battery box where battery mounts under floor. Eases battery service and replacement. Box is 10-1/2" wide, 7" deep, and 9-1/2" tall and will accept most standard batteries.



Ground Stud ALL76147

Steel ground stud welds to round tubing providing a secure location for mounting a negative battery cable. Weld stud directly to the chassis or create a secure ground wire location in the foot box or engine compartment. Stud accepts battery cables with 3/8" ring terminals.

NEW!



Upper Coil-Over Shock Mount Kit ALL60230

Weld-in kit provides a mounting point for rear coil-over shock mounts on tube, boxed or stock frames with up to 48" between frame rails. Great for drag racing and street applications, kit includes a 48" long, .120" wall x 1-1/2" mild steel tube, reinforced mounting tabs, 2" x 3" end plates and 1/2" hardware.



Weld-On Shock Brackets

Weld-on shock brackets mount standard and coil-over shocks with 1/2" I.D. inner bushing or 1/2" rod end to chassis as well as many other uses. 1/8" thick mild steel brackets include 1/2" bolt, spacer and locknut.

Notched Tube Mount


Bracket is notched for 1-1/2" - 1-3/4" round tubing to create a gusset style mount that welds on three sides. Notched design positions the bracket perpendicular to the tubing at a 90° angle for straight mount and approximately a 75° angle for angled mounts.

Straight Mount



ALL60103 Short Single
 ALL60104 Long Single
 ALL60112 Long Two Position
 ALL60113 Extra Long Three Position

Angle Mount



ALL60100 Left Hand Single
 ALL60101 Right Hand Single

Round Tube Mount

Bracket welds parallel onto tubing. Typically mounted above or below tubing and includes 1/2" shock mounting hardware. Mounting positions are on 1" centers.

ALL60107 Single
 ALL60114 Two Position
 ALL60115 Three Position



Flat Mount

Bracket mounts to a flat surface or square tubing.

ALL60106 Single


Related Parts

ALL99100 Replacement bolt, locknut, and bushing
 ALL99101 Replacement bushing only



Clamp-On Shock Brackets

Clamp-on shock brackets mount standard and coil-over shocks with 1/2" I.D. inner bushings to round tubing without welding. Easily add additional mount or pivot mount when experimenting or trying different set-ups. Standard brackets position the shock approximately 1" below the chassis tubing. Drop mount brackets position the shock approximately 2-1/2" below the chassis tubing. Brackets include mounting hardware with nyloc locking nuts.



Clamp-On


ALL60220 1.75"
 ALL60221 1.50"
 ALL60222 1.25"

Drop Mount Clamp-On

ALL60224 1.75"
 ALL60225 1.50"

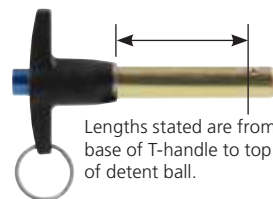
1/2" Rod End Mount ALL60073

3/16" thick steel mount with 1/2" holes accepts rod ends up to 5/8" wide. Mount is 1-5/8" tall overall.



Quick Release T-Handle Pins

Positive lock, quick release pins hold tightly in place until the handle button is depressed, allowing the pin to be inserted into or removed from a hole with ease. Handles are made from 380 die cast aluminum, shanks are made from 4130 steel. Each pin is equipped with a stainless steel split ring, providing the option to attach a cable assembly.



Lengths stated are from base of T-handle to top of detent ball.

ALL60300 1/4" x 1"	ALL60314 3/8" x 3"
ALL60301 1/4" x 1-1/2"	ALL60318 1/2" x 2"
ALL60302 1/4" x 2"	ALL60320 1/2" x 2-1/2"
ALL60304 5/16" x 1"	ALL60322 1/2" x 3"
ALL60306 5/16" x 2"	ALL60324 1/2" x 3-1/2"
ALL60308 5/16" x 3"	ALL60326 5/8" x 2"
ALL60310 3/8" x 1"	ALL60328 5/8" x 2-1/2"
ALL60312 3/8" x 2"	ALL60330 5/8" x 3"

Quick Pin Lock Collars

Steel lock collar provides a positive lock for quick release pins. Black coated collar with button head machine screw allows attachment of a securing device, like an Allstar lanyard (ALL18461 or ALL18463).

ALL60335 1/2" Collar With 10-32 Screw
 ALL60336 5/8" Collar With 1/4"-28 Screw



Tube Clamps

2-piece tube clamp bolts to round tubing and provides a removable welding point for many uses. Clamps are constructed of 1/8" mild steel that is 2" wide. Includes two 3/8" grade 8 bolts with nyloc nuts.

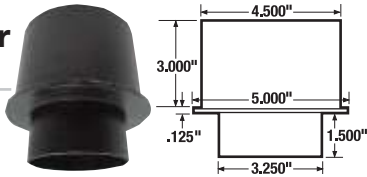


- ALL14480 1" ALL14485..... 1-3/4"
- ALL14481 1-1/4" ALL14486..... 2"
- ALL14483 1-1/2"

Coil Spring Spacer

ALL56116

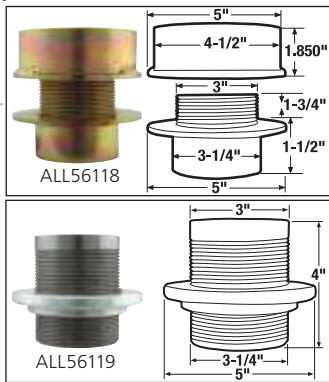
Spacer for 5" racing spring welds into spring pocket, enabling chassis adjustments on street stock and other race cars that are not allowed to use weight jack bolts or threaded adjusters. 3" tall spacer may be cut to desired height before installation. Use coil shim spacers ALL56120 and ALL56121 to make chassis adjustments.



Adjustable Coil Spring Spacers

Adjustable spacers for 5" racing springs weld into spring pockets, enabling chassis adjustments on street stock and other race cars that are not allowed to use weight jack bolts.

- ALL56118 All Steel Adjuster
- ALL56119 Steel Sleeve With Alum. Adj. Nut



Coarse Thread Weight Jack Bolts

Weight jack bolts have 1"-8 threads for quick adjustment. Use with ALL56113, ALL56114 and ALL56115 style spring plates.

- ALL56106 8" Steel
- ALL56107 11" Steel
- ALL56108 8" Aluminum



Weight Jack Bolts With Internal Thread

Bolts have a 7/16"-20 internal thread on one end for use with bolt-on and swiveler spring cups. Coarse thread bolts have 1"-8 outer threads while fine thread bolts are 1-1/8"-12.



Coarse Thread 1"-8 With 3/4" Hex

- ALL56094..... 4" Steel
- ALL56095..... 6" Steel
- ALL56066..... 8" Steel
- ALL56067..... 11" Steel

Fine Thread 1-1/8"-12 With 1/2" Square Drive

- ALL56090..... 6" Aluminum
- ALL56091 8" Aluminum
- ALL56092..... 6" Steel
- ALL56093..... 8" Steel



Jam Nuts For Jack Bolts

Steel jam nuts for jack bolts.



- ALL56068 ALL56110 ALL99052

Weight Jack Bolt Collars

Steel collar typically welds onto frame or chassis for installation of a threaded jack bolt. Collar includes grease fitting.



- ALL56098..... 1-1/8"-12
- ALL56099..... 1"-8

ALL56098

Weight Jack Bolt Sleeves

Weld-in mild steel sleeve provides a mounting point for jack bolts or adjustable shock mounts. Sleeves are 2" long and have a 1-3/8" O.D. for welding onto chassis tubing.



- ALL56073 1-1/8"-12, Fine Thread
- ALL56109 1"-8, Coarse Thread

ALL56073

Coarse Thread Nut With Sleeve

ALL56111

Steel coarse thread nut with sleeve has 1"-8 coarse threads.



Weight Jack Plate

ALL56112

Heavy-duty steel plate has a threaded boss welded to the center to accept jack bolts with 1"-8 coarse threads. O.D. is 5".



Slotted Upper Control Arm Bracket Kit

ALL60077

Kits contain (2) slotted brackets, (2) centered bushings, (2) reducer spacers for 5/8" rod end and a 1/2" bolt and nyloc nut. Offset aluminum bushings (sold separately) allow for plenty of adjustment options.



Components

- ALL60078..... Slotted Upper Brackets (Pair)
- ALL60080 Centered Bushings (Pair)
- ALL60081 1/8" Offset Bushings (Pair)
- ALL60082..... 1/4" Offset Bushings (Pair)
- ALL60083..... 3/8" Offset Bushings (Pair)
- ALL60084 1/2" Offset Bushings (Pair)
- ALL18612..... Reducer Spacers For 5/8" Rod End
- ALL16490-1 Hex Head Bolt 1/2"-20 x 3", Grade 5
- ALL16074-10 Thin Nyloc Insert Nuts 1/2"-20, Package Of 10

Upper Control Arm Brackets

ALL60025

Stamped, 3/16" thick mild steel brackets weld to chassis to provide a mounting point for upper control arm. Brackets are sold in pairs and have two 5/8" mounting holes, spaced 7/8" apart for adjustment. May be trimmed to desired height.



Upper Control Arm Bracket

ALL60190

Bracket is flame cut from 1/2" thick steel, with 6" bolt spacing. Welds to frame and accepts upper A-arm.



Chassis Tie Down Brackets

ALL60075

Steel brackets weld to chassis and provide a secure mounting location to hook a tie down strap or winch cable. Package of 2.



Transmission Mount Bracket

ALL38072

May be welded to chassis to support manual or automatic transmissions. Steel bracket is 1/8" thick with 1" x 7/16" slots for mounting bolts.



Driveshaft Loop

ALL69000

Universal driveshaft loop contains the driveshaft if a yoke or U-joint fails. Loop is 1/4" thick x 2" wide mild steel and fully adjustable to fit most cars.



Driveshaft Loop

For 1979-2004 Mustangs ALL69006

Driveshaft safety loop bolts-on to help retain the front of the driveshaft in the event of a U-joint or other drivetrain component breakage. Black epoxy coated, all steel loop includes mounting hardware and complete instructions. Loop is designed to fit inside factory tunnel and work with most driveshafts up to 4" in diameter.



Unwelded Driveshaft Loop

ALL69004

Made from 3/16" flat steel, loop is 9-1/2" tall, 5-1/2" wide with a 16" wide mounting strap that can be cut and welded for each installation.



180° Driveshaft Loop **ALL69002**

Pre-bent 1" diameter x .083" wall mild steel tubing is designed for chassis style cars to help retain the driveshaft in the event of a U-joint failure. Loop is 10" tall overall and has a 5" I.D.



Ford 9" Truss Support **ALL68330**

Weld-on support adds strength to rear axle housing and reduces unwanted flex during extreme torque.

Constructed of 12 gauge (.108") steel. 36" long x 2" wide.



Leaf Spring Pad **ALL56126**

Welds to 3" diameter rear end tube and works with most leaf springs. Sold each.



Lower Spring Cup

ALL56124

Welds to 3" diameter rear end tube and works with conventional 5" coil springs. Length is 7". Sold each.



Leaf Spring Slider Box

ALL60034

Leaf spring slider box replaces conventional leaf spring shackles to enable effortless suspension movement and prevent binding. Box may be welded, or bolted directly to chassis and includes two nylon bushings with spring mounting hardware. Fits 2-1/2" wide Chrysler type leaf springs.



Replacement Bushings ALL99055

Leaf Spring Slider Box

ALL60035

Replace rear leaf spring shackles with Allstar's leaf spring slider box. Bolt-in slider box with roller bearing design eliminates leaf spring binding, freeing up car. Fits 2-1/2" wide Chrysler type leaf springs.



Adjustable Panhard Bar

Mounting Bracket ALL60185

Bracket welds onto the rear of a 3" steel axle tube to mount a Panhard bar behind the axle housing. A machined 6" slot with a sliding retainer nut makes it possible to change roll center by adjusting Panhard bar angle with only one wrench. Bracket includes a 3" x 3/4"-10 bolt, two 5/16" wide spacers and a flat washer.



Panhard Bar/Third Link Brackets

Brackets have a built-in arch for adjustment of the Panhard bar or third link angle without changing the length of the arm. Brackets are 1/8" thick. Sold as a pair.

ALL60162 6-Hole Brackets With 1/2" Holes

ALL60163 6-Hole Brackets With 5/8" Holes

ALL60165 6-Hole Brackets With 3/4" Holes

ALL60167 5-Hole Brackets With 3/4" Holes



ALL60162 ALL60163
ALL60165

5/8" Rod End Reducer Spacers

Reducer spacers fit into 5/8" rod ends, reducing the hole size for 1/2" hardware while also spacing the rod end away from chassis brackets.

Standard spacers are 3/4" O.D. and flanged spacers have 1" O.D. flanges to help support rod end. Size referenced indicates the amount of space between rod end pivot ball and chassis bracket. Package of 2.



ALL18615 ALL18612

Standard Spacers

ALL18615..... Aluminum, 1/2"

ALL18617..... Aluminum, 1"

ALL18618..... Aluminum, 1-1/4" **NEW!**

ALL18619..... Aluminum, 1-3/4" **NEW!**

Flanged Spacers

ALL18611..... Aluminum, 1/4"

ALL18613..... Aluminum, 1/2"

ALL18610 Steel, 1/4"

ALL18612..... Steel, 1/2"



Weld-On Panhard Bar Bracket

ALL60168

Bracket is made from 1/4" steel and has six 3/4" mount holes for Panhard bar. Measures 8-1/2" tall by 2" wide.



Track Bar Locator Brackets

Track bar locator brackets are an ideal bolt-on mounting point for rod ends commonly found on Panhard bars, track bars or rear axle housing track locators. For use with 1/2" diameter rod ends. Available with a 5/8" or 3/4" bracket mounting hole.

ALL60079..... 5/8" Hole, 1" Gap

ALL60089..... 3/4" Hole, 1-3/16" Gap



ALL60079

Tapered Spacers

Length	Steel	Aluminum
	1/2" I.D.	
1/4"	ALL18570	ALL18590
3/8"	ALL18571	—
1/2"	ALL18572	ALL18592
3/4"	ALL18574	ALL18594
1"	ALL18576	ALL18596

Length	Steel	Aluminum
	5/8" I.D.	
1/4"	ALL18580	ALL18597
1/2"	ALL18582	ALL18598
3/4"	ALL18584	ALL18599
1"	ALL18586	—
	3/4" I.D.	
1/2"	ALL18587	—
3/4"	ALL18588	—
1"	ALL18589	—

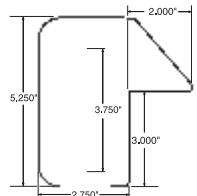


Trailing Arm Brackets

Steel brackets can be used as front mount for leaf spring or trailing arm. Assorted styles are available. Sold each.

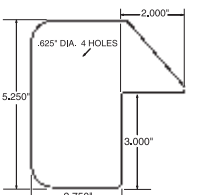
ALL60043

5/8" slot, 3/16" thick, 3-3/4" long.



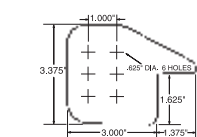
ALL60044

3/4" slot, 3/16" thick, 3-3/4" long.



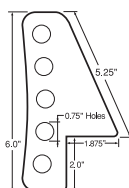
ALL60045

5/8" holes, 1/8" thick.



ALL60046

5/8" holes, 3/16" thick.



ALL60048

3/4" holes, 1/8" thick.

Trailing Arm Bracket ALL60042

Weld-on bracket has a curved 3/4" slot so rear end remains square as the trailing arm is raised or lowered. Notched for 2" x 3" square tubing. 1/4" thick.



Slider Boxes

Slider boxes weld to the chassis and provide an adjustable mount for trailing arms, Panhard bars and upper links. Boxes are constructed of .120" wall material and are 1-1/2" wide x 2-1/2" deep x 6" tall with a 4" slot that provides 3" of adjustment.

ALL60186..... 4" x 1/2" Slot

ALL60188..... 4" x 3/4" Slot



Slider Box Quick Adjust Kit

ALL60198

Weld-on kit adds an adjustable feature to standard 3/4" slider boxes. Slider boxes commonly used for trailing arms, Panhard bars and upper links can now be quickly adjusted with a wrench, socket or possibly a remote adjuster. 3/4"-16 threaded adjuster block features a reference indicator.



Slider Box T-Nuts

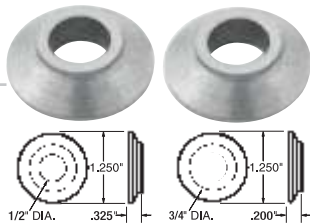
T-nuts have slot built in to keep them from turning. No second wrench is needed to tighten or loosen. Use with ALL60186 and ALL60188 slider box. Sold each.



- ALL60194 1/2"-13 (Coarse Thread)
- ALL60195 1/2"-20 (Fine Thread)
- ALL60196 5/8"-11 (Coarse Thread)
- ALL60197 5/8"-18 (Fine Thread)
- ALL60192 3/4"-10 (Coarse Thread)
- ALL60193 3/4"-16 (Fine Thread)

Slider Box Rod End Spacers

Spacers are machined to work with ALL60186 and ALL60188 slider boxes fitting between bracket and rod end to properly space rod end and prevent binding. May also be used as standard rod end spacers.



- ALL60187 Spacers For 1/2" Slider Box, 2-Pack
- ALL60187-10 Spacers For 1/2" Slider Box, 10-Pack
- ALL60189 Spacers For 3/4" Slider Box, 2-Pack
- ALL60189-10 Spacers For 3/4" Slider Box, 10-Pack

GM Metric Chassis Trailing Arms

New, stamped steel, C-channel arms are strong and sturdy. Improve handling of the rear suspension on 1978-88 GM Metric chassis by replacing twisted or worn out trailing arms. Sold each.



- ALL57820 Upper, 2.6 Lbs.
- ALL57822 Lower, 3.6 Lbs.

Adjustable GM Metric Chassis Trailing Arms

Adjustable steel 1978-88 G-body Metric upper and lower rear end trailing arms are complete with left and right 3/4" rod ends, step spacers reducing to a 1/2" hole and cut to fit stock GM type mounts. Upper arm aids in adjusting pinion angle and centering rear end. Lower arm will adjust wheel base.



- ALL57824 Upper
- ALL57826 Lower

Replacement Parts

- ALL99320 Clevis End For ALL57824
- ALL99321 Rod End Bushings, 2-Pack



Universal Trailing Arm Brackets

Brackets have three 1/2" mounting holes spaced 1-1/4" apart and may be welded to 3" axle tubes to provide three trailing arm mount locations. ALL60058 is made of



- ALL60050..... Lower Bracket
- ALL60051..... Shock Bracket For Lower
- ALL60058..... Upper Bracket

90/10 Shock Brackets

ALL60026

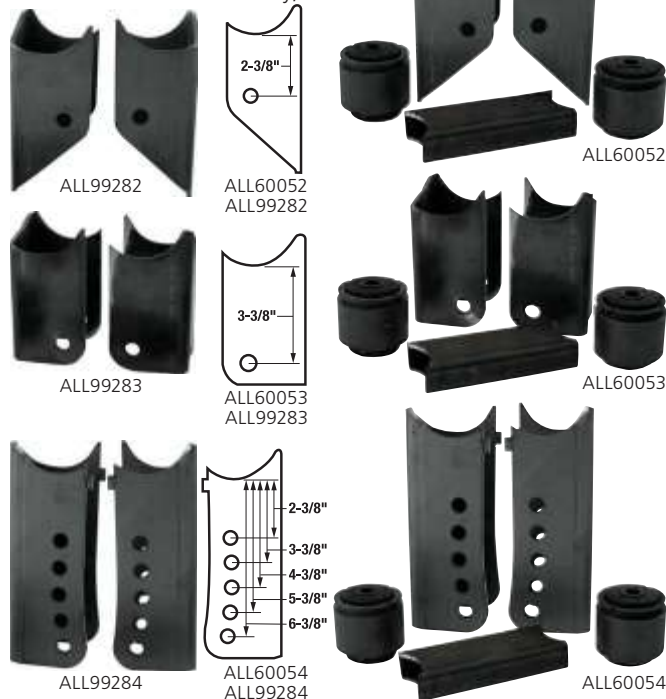
Brackets weld to the chassis to mount a shock between the chassis and the differential to control "unloading" during deceleration of hard braking. 1/8" thick steel brackets fit 1-1/2" dia. tubing and have four 1/2" holes, spaced 1" apart. One pair.



GM Metric Chassis Trailing Arm Bracket Kits

Kits Include rear upper and lower control arm mounts. Upper mount must be cut to desired height, depending on where housing is located in the chassis.

- ALL60052..... Kit With Single Hole Lower In Stock Location
- ALL99282..... Brackets Only, 1-Pair
- ALL60053..... Kit With Single Hole Lower, Lowered To Increase Traction
- ALL99283..... Brackets Only, 1-Pair
- ALL60054..... Kit With Multi-Hole Lower
- ALL99284..... Brackets Only, 1-Pair



Upper Link Chassis Brackets

Weld-on brackets have curved 3/4" slots to maintain pinion angle as the 3rd link is raised or lowered. Both brackets are notched for 1-3/4" round tubing and are 3/16" thick.

ALL60065..... Short
ALL60066..... Long



Ford 9" Upper Link Brackets

Ford 9" housing brackets provide a mounting point for upper link. Weld-on brackets fit standard steel Ford housings.



ALL60160..... 1" Diameter Holes, Sold In Pairs


ALL60161 1" Diameter Holes, One Required

ALL60166..... 3/4" Diameter Holes, Set Of 2

Ford 9" Upper Link Brackets

ALL60157

Brackets are designed to weld to most Ford 9" style center sections. Steel brackets are 3/16" thick and provide multiple mounting locations for 90/10 shock, upper link, third link or pull bar. Sold as a set.



Wheelie Bar Caster Bracket Kit ALL60500

Wheelie bar caster brackets are a great start to building a wheelie bar. Extra strong double tabs include two holes allowing wheelie bars to be easily raised and lowered. Kit accepts wheelie bar wheels up to 1.625" wide x 4" diameter. Wheel bracket has 1/2" I.D. axle holes and is fabricated from .113" thick mild steel. Mounting tabs are .235" thick mild steel. Welding required. Kit does 1 wheelie bar wheel.



Half Clamp Brackets

Unique brackets are a must when clamping completely around tubing isn't possible. Bracket clamps just over halfway around tubing and tightens to create a secure mount for many accessories. 3" bracket can clamp to rear end axle tubes to neatly secure braided lines. Brackets have 3/8" mounting holes.



ALL10464..... 1-1/4"

ALL10468..... 1-3/4"

ALL10466..... 1-1/2"

ALL10470..... 3"

Round Tank Brackets (Bottle Mounts)

Hinged brackets are uniquely designed to simplify tank installation and removal. Offered in a wide variety of sizes to fit many applications including NOS and fire bottles. Brackets feature a flat bottom with 2.5" bolt spacing. Use in conjunction with chassis brackets (ALL14450-14459) to complete your mounting needs.



Size	Polished	Black
2.00"	ALL14408	ALL14409
4.00"	ALL14414	ALL14415
4.25"	ALL14418	ALL14419
4.375"	ALL14422	ALL14423
5.25"	ALL14430	ALL14431



Neck Mount Brackets

Two-piece aluminum bottle mounting brackets are designed for 1.525" diameter necks and accept ALL14450-14459 chassis brackets.

ALL14474 Polished Bracket
ALL14475 Black Bracket



Chassis Brackets (Base Mounts)

2-piece brackets clamp to chassis tubing and accept round tank brackets (ALL14402-14431) to complete your mounting needs. 2.5" bolt spacing.

Size	Polished	Black
1.00"	ALL14450	ALL14451
1.25"	ALL14452	ALL14453
1.50"	ALL14454	ALL14455
1.625"	ALL14456	ALL14457
1.725"	ALL14458	ALL14459



Tube Clamps

2-piece tube clamp bolts to round tubing and provides a removable welding point for many uses. Clamps are constructed of 1/8" mild steel that is 2" wide. Includes two 3/8" grade 8 bolts with nyloc nuts.



ALL14480..... 1"

ALL14485..... 1-3/4"

ALL14481..... 1-1/4"

ALL14486..... 2"

ALL14483..... 1-1/2"

Accessory Clamps

Aluminum two-piece clamps are ideal for mounting small parts and accessories or creating an adjustable clamp-on mount for supporting body or roof panels. Clamps are 1/2" wide and include two 1/4" button head fasteners.



Size	With 1/4"-20 Mount	With 1/4"-20 Mount And A 1/4" Through Hole
1"	ALL10455	ALL10485*
1-1/4"	ALL10456	ALL10486*
1-3/8"	ALL10457	ALL10487*
1-1/2"	ALL10458	ALL10488*
1-5/8"	ALL10460	ALL10489*
1-3/4"	ALL10459	ALL10490*

***NEW!**

Universal Brackets


Universal 1/4" thick aluminum brackets may be drilled and tapped to custom mount just about anything.



- ALL10452 1-1/4"
- ALL10453 1-1/2"
- ALL10454 1-3/4"
- ALL10445 Reducer Bushing 1-3/4" to 1-5/8"

Steel Ballast

Steel ballast is pre-painted white for safety. Add weight where it's needed. Available in 10, 20, 25, 30 and 40 pound blocks.



- ALL14212 10 Lb. 2-1/2" x 2-1/2" x 5-5/8"
- ALL14214 20 Lb. 2-1/2" x 2-1/2" x 11-3/8"
- ALL14215 25 Lb. 2" x 4" x 11"
- ALL14218 30 Lb. 2-1/2" x 3-1/2" x 12"
- ALL14220 40 Lb. 2-1/2" x 3-1/2" x 16-1/4"

Ballast

Add weight where it's needed.



- ALL14176 2.5 Lb. 3-1/2" Round x 3/4" Tall
- ALL14177 5 Lb. 3-1/2" Round x 1-3/8" Tall
- ALL14180 25 Lb. 4" x 8" x 2"
- ALL14179 30 Lb. 2-1/2" x 2-1/2" x 12"
- ALL14182 40 Lb. 12" x 3-1/2" x 2-1/2"

Clamp-On 25 Lb. Ballast

ALL14181

Securely add weight where it's needed. Clamp-on design is formed of two halves which bolt together around 1" to 1-3/4" round tubing, allowing easy installation and removal. Bolts are included for use on tubing up to 1-5/8". When clamping to 1-3/4" tubing, longer bolts (not included) are required.



Economy Ballast Brackets

Black anodized two-piece aluminum bracket clamps around tubing with 5/16" hex head fasteners and has a 1/2"-13 tapped hole on each side. Mounting stud and nut sold separately.



- ALL14192 1" O.D. Round Tubing
- ALL14193 1-1/4" O.D. Round Tubing
- ALL14194 1-3/8" O.D. Round Tubing
- ALL14195 1-1/2" O.D. Round Tubing
- ALL14196 1-5/8" O.D. Round Tubing
- ALL14197 1-3/4" O.D. Round Tubing

Ballast Brackets

Black anodized two-piece aluminum bracket clamps around tubing with recessed 5/16" socket head fasteners and has a 1/2"-13 tapped hole on each side. Mounting stud and nut sold separately.



- ALL14178 1" O.D. Round Tubing
- ALL14183 1-1/4" O.D. Round Tubing
- ALL14184 1-3/8" O.D. Round Tubing
- ALL14185 1-1/2" O.D. Round Tubing
- ALL14186 1-5/8" O.D. Round Tubing
- ALL14187 1-3/4" O.D. Round Tubing
- ALL14188 2" O.D. Round Tubing
- ALL14189 2" x 2" Square Tubing

Threaded Stud And Lock Nut For Mounting Ballast **ALL14190**

1/2"-13 x 6" threaded rod is often used with clamp-on ballast brackets when mounting ballast or may be used to bolt ballast directly to frame or chassis. Threaded rod may be cut to desired length and includes a nylon lock nut and flat washer.



Fuel Cell Mounting Bracket **ALL60063**

Steel bracket is radiused to fit 1-1/2" tubing and has (8) 3/8" holes on 1/2" centers. Bracket is .085" thick and 1-1/2" wide x 4-3/4" tall.



Fuel Cell Mounting Brackets

Steel brackets are .125" thick, 1-3/4" wide and available in three lengths. All have 3/8" holes.

- ALL60060 2" Long
- ALL60061 3" Long
- ALL60062 4-3/4" Long



Fuel Cell Guard

ALL22374

Guard adds protection to the fuel cell and acts as a lifting point for rear of vehicle. Universal kit is constructed of 1-3/4", .095" wall, mild steel tubing. Parts are pre-cut and notched, ready to be welded together. Height is 8-3/4" and mounting width is 42".





Oil Eater Degreaser

The cleaner/degreaser that really works! We can't say enough about this cleaner; it can be used as a pre-wash on greasy clothing, to clean engine components, transmission cases and engine compartments, and is even strong enough to clean the shop and trailer floors! You won't be disappointed! Cleaner is non-toxic, non-corrosive and biodegradable so it is safe for the environment.

ALL78213 32 oz. Spray Bottle
 ALL78211 1 Gallon Container



Mud-X Cleaner ALL78232

Cleans and shines plastic, polycarbonate, chrome, fiberglass, paint, vinyl and leather and leaves an invisible coating that protects surfaces and repels dirt, dust, fingerprints, smudges and bugs. Spray it on and wipe it off. Excellent anti-fog coating for helmet shields. 14 oz. can. **Ground Shipment Only**



Mud-X Concentrate ALL78230

Mix concentrate with up to ten quarts of water to produce a coating that prevents mud, dirt, oil, rubber and exhaust residue from sticking to body panels. Safe for metal, plastic, rubber, and painted surfaces. One quart container.



Plexus Cleaner ALL78200

Plexus cleaner is formulated to clean and protect clear and colored plastics. Unlike conventional waxes, Plexus cleans as it polishes and actually seals the pores of plastic, making small scratches less visible. Dries without streaks or smears. Excellent for polycarbonate windows on race cars. 13 oz. can. **Ground Shipment Only**



Pressurized Sprayers

Sprayers are great for applying bulk cleaners, degreasers, solvents, penetrating oils and other lubricants. Sprayer has a capacity of 32 ounces and includes a versatile nozzle adjustable from mist to a fine stream.

ALL10516..... Black
 ALL10518..... Chrome



Novus Plastic Cleaner And Polish

Novus plastic polish will restore the finish of plastics, including polycarbonate windows and windshields. Offered in three formulas.

Cleaner 1 – ALL78201

Gently cleans all plastics without scratching. Leaves a lustrous shine that resists fogging, repels dust, and eliminates static. 8 oz. spray bottle.



Polish 2 – ALL78202

Removes fine scratches, haziness, and abrasions from most plastics. With repeated use, polish 2 will restore faded and discolored plastics. 8 oz. squeeze bottle.



Polish 3 – ALL78203

Removes heavy scratches and abrasions from most acrylic surfaces. Requires both #1 and #2 polishes for final finishing. 8 oz. squeeze bottle.



Pre-Race Dirt Solution ALL78234

Spray directly on the body and underside of your car before entering the racetrack. Helps prevent dirt, oil and rubber from sticking to the frame and body panels. Use direct without water. Half gallon container.



Dirt Tire Soap ALL78236

Clean your tires like the Pros! Simply mix with water and spray on your tires before washing them – the mud almost falls off. One gallon container.



Dial-In Window Marker

ALL78205

Easy on, easy off white marker works well on glass and plastic. 3 oz. bottle has a built-in felt applicator.



Rick Eckert

Photo: Ken Kelly



Competitive Edge Tire Conditioner **ALL78105**

Chemically treats and softens race tires to increase traction without making tires greasy. Apply race day or night before on new or old tires, can be used on the inside or outside. One gallon container treats 4 to 6 tires.

Ground Shipment Only



Fast Track **ALL78103**

Chemically treats and softens race tires to increase traction. Great for qualifying, Fast Track works on asphalt and dirt tires. One gallon treats four tires. Best on Hoosiers, very detectable, will make tires very soft. One gallon container.

Ground Shipment Only



Hot Lap Tire Softener

Increase tire life by 20% over other softeners and reduce lap times by 2-3 tenths. Hot Lap relies on a special formula and will provide instant results. Formulated to pass tire "sniffer" tests.

ALL78101 One Gallon Hot Lap, Quick For 200 Laps

ALL78107 One Pint Hot Lap

Ground Shipment Only



Track Claw Tire Strengthenener

Strengthens the rubber and will work on all tires. Undetectable. Reduces lap times 0.2 to 0.3 seconds. One gallon container.

ALL78110 180°-220°F Tire Temps

ALL78111 Up To 150°F Tire Temps

Ground Shipment Only



Tire Perforator Tool **ALL10550**

Tire tool perforates tire surface for better traction. Steel roller is 2" wide with a series of 1/4" tall, straight pin rows. 5" wood handle. Use caution when handling and storing tool, pins are needle sharp.



Allstar Apron **ALL99962**

Black cloth apron has pockets to keep tools close at hand. Reverse apron to place pockets on the inside when grinding tires. Adjustable strap allows one size to fit all.



Tire Prep Stand **ALL10555**

Steel tire prep stand is a must when grooving, siping, grinding or even cleaning tires. Bolts together, and the pivoting head eases initial tire mount. A locking T-handle secures the head assembly. Can be used with 5x5 or Wide 5 wheels.



Tire Prep Mount **ALL10561**

Manual steel tire prep mount eases grooving, siping, grinding or even cleaning tires. Special one-way bearings prevent "roll back" when grooving or siping. Bolt to a wall stud or other solid surface. Can be used with 5x5 or Wide 5 wheels. ALL10562 wall swivel (sold separately) allows use at various angles.

Related Product

ALL10562 Swivel Wall Mount Bracket

ALL10562

Extreme Pressure Lube **ALL78246**

Originally used throughout the tool and die industry, this lube provides superior durability and wear protection taking the place of anti-seize in many applications. Recommended for spline-to-spline contact, threaded adjusters and engine fasteners. 4 oz. tube.



Timken Wheel Bearing Grease



ALL78240 14 oz. Cartridge Standard

ALL78241 16 oz. Tub Standard

ALL78242 14 oz. Cartridge High Temp. Synthetic



Castrol SRF Brake Fluid ALL78115

Castrol SRF brake fluid has a wet boiling point of 518°F (270°C) which exceeds DOT 3 and 4 standards. Do not mix this product with other brake fluids, as this will reduce the benefits of Castrol SRF. 1 liter bottle (33.8 oz.)



AP Radi-CAL R2 (Super 600) Hi-Temp Racing Brake Fluid ALL78108

Designed for extreme, high temperature racing conditions with a dry boiling point of 594°F and a wet boiling point of 383°F. Conforms to DOT 4 specifications. Sold in 16.9 oz. bottle.



AP Radi-CAL R3 (AP PRF) Brake Fluid ALL78116

Developed for extreme, high temperature racing conditions with a typical dry boiling point of 617°F and a wet boiling point of 383°F. Conforms to DOT 4 specifications. Sold in 16.9 oz. bottle.



Motul 600 Brake Fluid ALL78117

100% synthetic brake fluid has an extremely high boiling point, helping to prevent vapor lock and brake fade during hard use. Motul 600 exceeds DOT 3 and DOT 4 specifications. Dry boiling point 594°F, wet boiling point 421°F. Sold in 16.9 oz. bottle.



Motul 660 Brake Fluid ALL78118

100% synthetic brake fluid is specifically designed to resist extreme temperatures generated by racing carbon and ceramic brakes. Motul 660 exceeds DOT 3, DOT 4 and DOT 5.1 specifications. Dry boiling point 617°F, wet boiling point 401°F. Sold in 16.9 oz. bottle.



Brake Bleeder Bottles

Contain the mess of bleeding brakes by capturing fluid in this 16 oz. bottle with a 12" long hose which attaches to most bleeder screws. The removable cap has a built-in fitting to secure the hose during storage to help prevent spills. Choose from a steel lanyard retainer that suspends the bottle from a chassis or suspension component or a magnet retainer to secure the bottle to a steel object such as a brake drum or rotor during bleeding. ALL11017 has a magnet retainer and a one way check valve built in for one person brake bleeding.



- ALL11019..... Bottle With Lanyard
- ALL11018..... Bottle With Magnet
- ALL11017..... Bottle With Magnet And Check Valve

Nitrile Gloves

Nitrile gloves protect against dirt and grime and help prevent oil and harsh chemicals from contacting the skin. Gloves are latex and powder free to keep from irritating skin. General purpose gloves are great for light duty uses that are not exposed to chemicals. Chemical resistant gloves work well for general purpose as well as jobs that involve oil, fuel, brake fluid and most cleaning chemicals such as brake and carb cleaners. Package of 100.

General Purpose (Blue)

- ALL12020 Medium
- ALL12021..... Large
- ALL12022 X-Large



Chemical Resistant (Black)

- ALL12024..... Medium
- ALL12025 Large
- ALL12026 X-Large
- ALL12027..... XX-Large



Absorbent Mats

A must for the workshop and trailer. These handy absorbent mats have bonded layers, allowing fluid to spread quickly through material.



15" x 60" Rolls (Perforated Every 10")

- ALL12030 Universal For All Fluid Types (Oil, Coolant, Water)
- ALL12031..... Oil Only

100-Pack (15" x 10" Individual Sheets)

- ALL12032 Universal For All Fluid Types (Oil, Coolant, Water)
- ALL12033 Oil Only



Brett Hamm

Photo: Blake Harris

Cleaning Wipes

Disposable wipes are great for cleaning hands when washing is not an option. Perfect for use after fueling vehicles, making roadside repairs or even as a pre-clean to remove stubborn grease. Durable textured wipes are pre-moistened, citrus scented and enriched with aloe and vitamin E to deep clean and promote soft skin. Resealable package prevents product from drying out.

ALL12016..... 30 Ct. Pop-Up Dispenser
ALL12017..... 60 Ct. Pop-Up Dispenser



Scott Rags ALL12005

Multi-purpose cloth-like disposable towels are perfect for shop and trailer. 10" x 14" towels are packaged in a 200 ct. box with pop-up dispenser. Mount to shop or trailer wall with ALL12220 or ALL12240 holders.



Shop Towels ALL12006

Shop towels are much heavier than standard paper towels and work great for numerous tasks around the shop or track. Rolls contain 60 individually perforated 11" x 9-1/2" disposable sheets.



Towels

Soft, absorbent terry cloth towels can be used for polishing, wiping up spills or general detailing. Shop towels belong in every tool box as well as in the shop, garage or trailer.

ALL12010..... Red Shop Towels, 25-Pack
ALL12011..... White Shop Towels, 25-Pack
ALL12012..... White Terry Towels, 12-Pack



Microfiber Towels ALL12008

12" x 12" terry microfiber towels are great for polishing, cleaning and many other uses around the shop or when detailing a vehicle. Different color towels keep jobs separated and help eliminate cross contamination between various polishes or cleaners. Package of 3.



Fogging Oil ALL78220

Spray aerosol lubricant (with special additives) into the intake and spark plug holes to coat and lubricate the cylinders, valves and valve seats. Prevents horsepower-robbing corrosion and eliminates scuffing at start-up after periods of storage. May be used in all 2- or 4-cycle carbureted or fuel injected gasoline engines in cars, trucks, motorhomes, ATV's, etc. Sold in a 12 oz. can.



Ground Shipment Only


Air Filter Cleaner ALL78222

Spray solution directly onto dirty air filter. Allow 5-10 minutes to soak, then rinse clean with water. For use with Allstar washable air filter elements. 24 oz. plastic bottle.



Filter Cleaning Station ALL26009

Filter cleaning station simplifies and speeds up the process of servicing 14" washable air filters. Spray air filter with a cleaner/degreaser as recommended by filter manufacturer, allow a brief time to soak, then flush clean with a garden hose. Allow filter to dry completely then apply an even application of filter oil, if applicable. For use with washable filter elements only.



Fuel Fragrances

Fuel fragrances can be added to most types of fuels including methanol, nitromethane, gasoline and also may be used in 2-cycle mixtures.

Available in many scents in a resealable 4 oz. bottle – enough to treat 30-55 gallons of alcohol or 20 gallons of gasoline. Mixes clear with fuel.



Ground Shipment Only

- | | |
|----------------------------|-------------------------------|
| ALL78123 Cinnamon | ALL78132 Cotton Candy |
| ALL78124 Cherry | ALL78133 Raspberry |
| ALL78125 Blueberry | ALL78134 Tangerine |
| ALL78126 Grape | ALL78135 Reefer Madness |
| ALL78127 Banana | ALL78136 Vanilla |
| ALL78128 Fruit Punch | ALL78137 Green Apple |
| ALL78129 Pina Colada | ALL78138 Strawberry |
| ALL78130 Root Beer | ALL78139 Watermelon |
| ALL78131 Bubble Gum | |

Upper Lube Fuel Additive

Upper Lube is a high temperature cylinder lube that protects and extends engine life. Added directly to the fuel, Upper Lube reduces fuel wash down, chalky residue and corrosion, while lubricating cylinders, valves, guides, and fuel system components. It mixes completely, won't separate from fuel, leaves no varnish residue and does not contain a flame agent. One 16 oz. bottle treats 55 gallons of alcohol, 150 gallons of gasoline, or 110 gallons of ethanol.



Ground Shipment Only

- ALL78100 Upper Lube
ALL78120 Upper Lube With Cherry Fragrance
ALL78122 Upper Lube With Grape Fragrance

Aluminum Tank Radiators

Excellent quality at an affordable price. Filler necks are machined, not stamped, and tanks are furnace brazed, not epoxied, eliminating two prime sources of leakage. The lightweight 1" tubes, arranged in two rows, offer outstanding cooling in race cars, off-road vehicles and street machines.

Single Pass

1-1/2" inlets and 1-3/4" outlets have beaded hose fittings.

	Core WxH	Overall
GM		
ALL30010	17" x 18"	22" x 19"
ALL30011	19" x 18"	24" x 19"
ALL30012	21" x 18"	26" x 19"
ALL30014	23" x 18"	28" x 19"
ALL30016	26" x 18"	31" x 19"
ALL30042	23" x 15"	28" x 16"
Ford		
ALL30020	17" x 18"	22" x 19"
ALL30021	19" x 18"	24" x 19"
ALL30022	21" x 18"	26" x 19"
ALL30024	23" x 18"	28" x 19"
ALL30026	26" x 18"	31" x 19"
ALL30043	23" x 15"	28" x 16"



ALL30012



ALL30022

TECH TIP

Radiators with aluminum tanks are recommended to use radiator caps rated at 28 lbs. or less.



Popular Radiator Caps For Aluminum Tank Radiators

- ALL30128 Stant Round 28–32psi Non-Recovery ALL30128
- ALL30131 Stant Round With Lever 21–25psi Recovery

Upper Mount Kit For Aluminum Tank Radiators

ALL30121

Channel rests on top of the core and two flat aluminum straps may be bolted or welded to the channel. Hook the steel springs into provided hole and connect to a lower chassis location. Kit includes channel (2" x 21.5"), two straps (1" x 11.5") and two 17" springs. Fit Allstar aluminum tank radiators.



Replacement Parts

- ALL30122 Spring
- ALL30123 Channel

Radiator Tie Down Rods

Aluminum tie down rods are often used with an upper radiator support to keep radiator in place. Rods have 3/8"-24 RH and LH threads. Often used with a rod end on one or both ends.

- ALL54115 20"
- ALL54116 24"
- ALL54117 30"



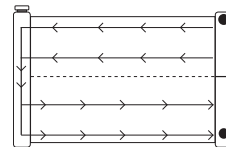
Dual Pass

Dual pass radiators circulate coolant across the top half of the radiator, then back across the bottom half, allowing up to twice the heat dissipation. These radiators offer the same features as standard Allstar aluminum radiators including furnace brazed tanks, two rows of 1" tubes, billet machined filler neck with overflow, standard 1-3/4" outlet and feature a universal inlet design to accept fittings for a 1-1/2" standard hose, 1-3/4" hose, -16 or -20AN fittings (sold separately). Available in 24", 26", 28" and 31" overall widths (including tanks).



ALL30035

	Core WxH	Overall
ALL30033	19" x 18"	24" x 19"
ALL30035	21" x 18"	26" x 19"
ALL30036	23" x 18"	28" x 19"
ALL30037	26" x 18"	31" x 19"



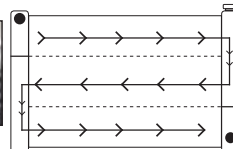
Triple Pass

Triple pass radiators circulate coolant across the top portion of the radiator, back across the mid-section and through the bottom allowing maximum heat dissipation. These radiators offer the same features as standard Allstar aluminum radiators including furnace brazed tanks, two rows of 1" tubes, billet machined filler neck with overflow, standard 1-3/4" outlet and a universal inlet designed to accept fittings for a 1-1/2" standard hose, 1-3/4" hose, -16 or -20AN fittings (sold separately). Available in 24", 26", 28" and 31" overall widths (including tanks).



ALL30046

	Core WxH	Overall
ALL30045	19" x 18"	24" x 19"
ALL30046	21" x 18"	26" x 19"
ALL30047	23" x 18"	28" x 19"
ALL30048	26" x 18"	31" x 19"



Radiator Inlet Fittings

- ALL30038..... 1-1/2" Hose Fitting
- ALL30041 1-3/4" Hose Fitting*
- ALL30039..... -16AN Fitting
- ALL30040 -20AN Fitting

*Use with lower radiator hose as an upper hose



ALL30038 ALL30041



ALL30039 ALL30040

See Page 65 For A Complete Listing Of Radiator Caps.

Plastic Tank Radiators

Uniquely designed plastic tank radiators with aluminum core offer over a 22% gross weight savings to comparable aluminum tank radiators when filled with coolant. These performance radiators also provide 6% better cooling than aluminum tank radiators. Tanks are fastened to the core with multi-clamps and an o-ring gasket, a process similar in design to many of today's high performance late model muscle cars. Corrosion resistant tanks have molded in 1-1/2" inlet and 1-3/4" beaded hose outlets. Widths are overall including tanks.

Single Pass

	Core WxH	Overall
GM		
ALL30050	17" x 18"	22" x 19"
ALL30051	19" x 18"	24" x 19"
ALL30052	21" x 18"	26" x 19"
ALL30053	23" x 18"	28" x 19"
ALL30054	26" x 18"	31" x 19"
Ford		
ALL30320	17" x 18"	22" x 19"
ALL30321	19" x 18"	24" x 19"
ALL30322	21" x 18"	26" x 19"
ALL30324	23" x 18"	28" x 19"
ALL30326	26" x 18"	31" x 19"



ALL30052



ALL30322

Dual Pass

GM	Core WxH	Overall
ALL30056	19" x 18"	24" x 19"
ALL30057	21" x 18"	26" x 19"
ALL30058	23" x 18"	28" x 19"
ALL30059	26" x 18"	31" x 19"



ALL30057

TECH TIP

Radiators with plastic tanks are recommended to use radiator caps rated at 25 lbs. or less.

Popular Radiator Caps For Plastic Tank Radiators


ALL30135 Stant Round 21-25psi Non-Recovery
 ALL30137 Stant Octagon 21-25psi Recovery



ALL30135

Upper Mount Kit For Plastic Tank Radiators ALL30152

Channel rests on top of the core and two flat aluminum straps may be bolted or welded to the channel. Hook the steel springs into provided hole and connect to a lower chassis location. Kit includes channel (1-1/2" x 21-1/2"), two straps (1" x 11-1/2") and two 17" springs.



Replacement Parts

ALL30122 Spring
 ALL30153 Channel

Late Model Radiator ALL30044

Aluminum dual pass radiator has 16"x28" overall dimensions and does not have a filler neck. The 1-3/4" bottom outlet is welded 90 degrees to the tank, not angled, as these radiators typically mount with the top leaned forward. **NEW!** Universal top inlet design accepts 1-1/2" standard hose, 1-3/4" hose, -16 or -20an fittings (sold separately). Includes a 1/4" petcock located near the top on the driver's side to release possible air in the system when filling.



Sprint Radiator ALL30028

Aluminum radiator with furnace brazed tanks provides superior cooling in sprint applications. Features machined filler neck, 1-1/2" RH bottom outlet and (4) female top outlet ports for use with -10AN O-ring fittings. Radiator uses a smaller diameter cap (not included) such as ALL30124 or ALL30125. 20" wide x 22" tall x 2" wide. 9.7 lbs.



Sprint Cross Flow Radiator (Chassis Mount) ALL30030

Aluminum radiator with a unique black thermal coating provides superior cooling! Built-in mounting brackets enable the radiator to be quick-turn fastened directly to frame tabs. Radiator with -10AN O-ring inlets and 1-1/2" outlet is 20-1/2" wide x 18-1/2" tall (including outlet neck) x 2-3/8" thick core. Recommended radiator cap is ALL30126 (28-32 lbs.) sold separately. Approximate weight 8.5 lbs.



Wall Mount Radiator Holder Kit ALL12216

Brackets fasten to trailer wall and hold radiator safely in place to avoid damage during transport. Kit includes two 29" long aluminum brackets with adjustment holes at 2" increments and arms to fit radiator cores up to 2-1/4" wide. Adjustable arms are slotted for quick adjustment with included thumbscrew knobs to fit a variety of radiator heights.



1955-56 Chevy Aluminum Radiator **ALL3005**

A direct replacement for all 1955-56 Chevy passenger cars with six cylinder engines, also ideal for 1955-57 Chevy V8's with long style water pumps. Radiator has mounting brackets that position it in front of the core support bar, two rows of 1" tubes, furnace brazed tanks, a machined billet filler neck with over flow fitting, drain petcock, 1/2" NPT bung for additional temperature sender/switch and mounting clips. The built-in automatic transmission cooler has 1/4" NPT fittings. 23-1/4"H x 23-1/4"W. Core width is 22".



1957 Chevy Aluminum Radiator **ALL3007**

A direct replacement for all 1957 Chevy passenger cars with six cylinder engines, also ideal for V8's with long style water pumps that require additional space between engine and radiator. Radiator features mounting brackets that position the radiator in front of the core support bar, two rows of 1" tubes, furnace brazed tanks, a machined billet filler neck with over flow fitting, drain petcock, 1/2" NPT bung for additional water temperature sender/switch and mounting clips. The built-in automatic transmission cooler has 1/4" NPT fittings. 23-1/4"H x 23-1/4"W. Core width is 22".



1955-57 Chevy Aluminum Radiator **ALL3006**

A direct replacement radiator for all 1955-57 Chevy passenger cars with a V8 engine using a short style water pump. Radiator has mounting brackets that position it behind the core support bar, two rows of 1" tubes, furnace brazed tanks, a machined billet filler neck with overflow fitting, drain petcock, 1/2" NPT bung for additional temperature sender/switch and mounting clips. The built-in automatic transmission cooler has 1/4" NPT fittings. 23"H x 24-1/2"W. Core width is 22".



Radiator Fin Tool Kit **ALL10680**

Hand held tool straightens and repairs damaged fins in most radiators, coolers, and air conditioning condensers. Repairing damaged fins provides better airflow through core, increasing cooling ability. Six interchangeable heads in 13, 15, 16, 17, 18 and 20 fins per inch.



Direct Fit Radiators

Aluminum direct fit radiators provide increased cooling over original copper radiator. Designed for performance vehicles, features include machined billet aluminum filler necks, fully welded construction and two rows of large 1" tubes properly spaced for maximum airflow and cooling on the street, even at lower speeds. Built-in automatic transmission coolers. O.E. fan shrouds may require modification for installation.




ALL30300

- ALL30300..... **1967-69 GM F-Body (Camaro and Firebird)** PS Outlet, DS Inlet, 31"W x 19-1/2"H Overall, 23"W x 18"H Core
- ALL30301..... **1970-81 GM F-Body (Camaro and Firebird)** PS Outlet, DS Inlet, 26"W x 19-1/2"H Overall, 20-1/2"W x 18"H Core
- ALL30302..... **1982-92 GM F-Body (Camaro and Firebird)** PS Outlet, DS Inlet, 30"W x 19-1/2"H Overall, 24-1/2"W x 18"H Core
- ALL30304..... **1968-77 GM A-Body (Chevelle, Cutlass, LeMans)** PS Outlet, DS Inlet, 34"W x 19-1/2"H Overall, 28-1/2"W x 18"H Core
- ALL30306..... **1966-80 Mopar** DS Outlet, PS Inlet, 29"W x 19-1/2"H Overall, 22-1/2"W x 18"H Core
- ALL30308..... **1964-66 Mustang** PS Outlet, PS Inlet, 19-3/4"W x 21"H Overall, 18"W x 16"H Core
- ALL30310..... **1979-93 Mustang** DS Outlet, PS Inlet, 29-3/4"W x 19-1/2"H Overall, 24-1/2"W x 18"H Core

Universal Radiator Mount Kits

Kits mount universal style radiators to factory radiator core supports.

Aluminum side supports fasten around tanks to cradle radiator and brackets can be drilled for a variety of mounting options. Side supports require notching to clear GM and Ford lower outlet fitting. Kits are available for radiators with tapered bottom tanks or square bottom tanks.



- ALL30155..... Kit For Allstar Aluminum Tank, Most Griffin And Other Radiators With Tapered Bottom Tanks
- ALL30156..... Kit For Allstar Plastic Tank, AFCO, Howe, Northern And Other Radiators With Square Bottom Tanks

Upper Radiator Support Bracket **ALL30120**


Universal upper support bracket is preformed to fit over the top of most radiator cores (up to 2-1/2" thick) to keep radiator secured in saddle style lower mounts. Steel bracket is .085" thick and has a 3/16" hole for riveting or bolting in place.



Radiator Honeycomb

Honeycomb screen mounts to front of radiator to protect from rocks and debris. Secure directly to radiator using ALL30085 mounting kit, sold separately. 19" x 26".

ALL30158 1/2" Thick
ALL30159 1" Thick



Universal Mounting Kit ALL30085

Mounting kits are commonly used to mount electric fans, oil coolers, transmission coolers or honeycomb screen directly to a radiator. Kits include four 8" nylon mounting bolts with washers, rubber spacer blocks and retaining nuts. Bolts are pressed through the fins of the radiator to mount accessory.



Radiator Shaker Screen ALL30160

Commonly used on dirt late models, universal shaker screen is mounted in front of the radiator on most dirt cars. Unit includes black powder coated aluminum frame, screen, 1/2" x 32" cross rod, springs and retaining clips. Frame dimensions are 17" tall and 25" wide.



Sprint Car Radiator Rock Screen ALL30163

Aluminum rock screen helps to protect radiators from heavy rocks and mud. Mounting tabs are integrated into the frame for quick and easy installation to the front air box. Measures 20-1/2" wide x 12" tall and weighs just under 1 lb. Quick turn springs are included.



Stainless Wire Screen

Use screen to protect radiators, oil coolers or other items. Size referenced is the approximate opening of the screen.

5/64" (.025" Wire Diameter)


ALL22260 12" x 36"
ALL22262 36" x 36"

1/8" (.035" Wire Diameter)

ALL22265 12" x 36"
ALL22267 36" x 36"
ALL22268 36" x 48"

3/16" (.047" Wire Diameter)

ALL22270 12" x 36"
ALL22272 36" x 36"
ALL22273 36" x 48"



Radiator Caps

Higher cooling system pressure raises the boiling point of coolant to reduce the risk of overheating. Standard size caps fit 2-1/8" O.D. x 3/4" deep necks unless otherwise noted. Recovery system caps allow coolant to exit the cooling system into an overflow or recovery bottle as coolant heats and expands. As the system cools, recovery system caps will draw coolant back in to keep the cooling system full. Non-recovery system caps allow coolant to exit the system, but do not draw coolant back into the system.



Part No.	Description	Pressure
*Non-Recovery Radiator Caps		
ALL30134	Stant Round	18-22 PSI
ALL30135	Stant Round	21-25 PSI
ALL30128	Stant Round	28-32 PSI
*Recovery System Radiator Caps		
ALL30132	Stant Round	16 PSI
ALL30133	Stant Round With Lever	16 PSI
ALL30130	Stant Round With Lever	18-22 PSI
ALL30137	Stant Octagon	21-25 PSI
ALL30131	Stant Round With Lever	21-25 PSI
ALL30136	Round	22-24 PSI
ALL30129	Round	29-31 PSI
ALL30138	Stant Octagon	38-42 PSI
*Small Diameter Recovery System Radiator Caps		
ALL30124	Stant Round Small Dia. (32mm I.D., 16mm deep)	16 PSI
ALL30125	Stant Round Small Dia. (32mm I.D., 16mm deep)	19-21 PSI
ALL30126	Stant Round Small Dia. (32mm I.D., 16mm deep)	28-32 PSI

*Warning: High pressure radiator caps are made for use on race vehicles only. Do not use these caps on passenger vehicle cars with stock type radiators. It is recommended to pressure test the complete cooling system to the maximum level of pressure indicated on the cap. Failure to test cooling system to the proper pressure prior to installing the cap may result in damage to the cooling system and/or bodily injury.

Billet Aluminum Radiator Cap ALL30139



Polished billet aluminum cover is permanently pressed onto a 16 lb. recovery style radiator cap for enhanced appearance within any engine compartment. Cap is a suitable choice for most street driven vehicles.

Radiator Tank Heating Pad ALL76420

Fasten pad directly to the side of radiator tank to help add heat to your engine on cool nights. 2" x 15" high temperature silicone heating pad externally pre-heats coolant in the radiator and reduces overall warm up time.

Note: Additional pads are located in the Engine section for oil pan and oil tank applications to add additional heat to the engine before start-up.





Fan Shrouds

Allows fan to pull more air through the radiator for increased cooling. Aluminum and impact-resistant plastic shrouds fit fans up to 17" dia. Radiator size reference is based on outside tank dimension. All shrouds are 19" tall.



Part No.	Radiator Size*	Shroud Width	Shroud Depth	Max Fan Dia.
Fits Allstar Radiators				
ALL30107	22"	17-3/8"	9-3/4"	15"
ALL30112	24"	19"	9-3/4"	15"
ALL30109	26"	20-3/4"	9-3/4"	17"
ALL30110	28"	23"	9-3/4"	17"
ALL30115	31"	25-3/4"	9-3/4"	17"
Fits Griffin Radiators				
ALL30106	26"	21-1/8"	11"	17"
ALL30108	28"	23"	11"	17"
ALL30111	31"	26-1/4"	11"	17"
Fits Howe Radiators				
ALL30114	26"	22-1/2"	11"	17"
ALL30116	28"	24"	11"	17"
ALL30111	31"	26-1/4"	11"	17"

*Radiator size reference is based on outside tank dimension.

Aluminum Electric Fan Shrouds

Aluminum shrouds are **NEW!** designed to work with electric fans mounted as a puller behind the radiator. Special air release flaps allow additional airflow to pass through the core and shroud as the vehicle is moving, and close to allow fan to draw air through the core of the radiator at rest. Dimensions are overall including a 1/2" top and bottom mounting flange.



ALL30062



Fan Sold Separately

- ALL30060 16-3/4" x 18-3/4" Single 16" Fan
- ALL30061 18-3/4" x 18-3/4" Single 16" Fan
- ALL30062 20-3/4" x 18-3/4" Single 16" Fan
- ALL30063 25-3/4" x 18-3/4" Single 16" Fan
- ALL30064 25-3/4" x 18-3/4" Dual 12" Fans



Phill Bozell

Photo: RW Motorsports

Blower Fan Cool Box

ALL30001

Help cool down engine between practice sessions or races. Outside plenum works with Allstar's ALL30002 blower fan, creating a forced air cooling system designed to fit the grill opening of most template body noses. Plenum suspends by straps that attach to the hood pins, allowing the car to be raised for adjustments or maintenance. Assembly required and may need slight trimming due to blower fan variances.



Blower Fan ALL30002

Compact, plastic blower moves up to 300 CFM of air. The quiet electric blower has three speeds and can be adjusted to move cooling air wherever it's needed, up to 30 ft. away. Weighs just 8 lbs. with two built-in receptacles and a 12' long power cord. Optional heater accessory (sold separately) attaches to front of blower and plugs into one of the receptacles to transform blower into a heater.



Blower Fan Heater Accessory

ALL30003 5300 BTU, 115V AC 1400 Watts, Heater With Blower Unit Draws 11.7 Amps, Use With ALL30002 Only, Weight 3 Lbs.



Radiator Air Scoop For Sprint Car

Scoop fastens around a tube or the front crossmember of most chassis to maximize airflow through the radiator, increase cooling efficiency and at the same time, create down force. Black plastic scoop is a universal design that will fit a variety of cars and the aluminum scoop is designed for most raised rail cars. Scoop is commonly fastened to the chassis with quick turn fasteners.



- ALL23224 Plastic 22" x 11"
- ALL23225 Aluminum 22" x 13"



Andy Bozell

Photo: RW Motorsports

Curved Blade Electric Fans

Electric fans require very little amperage and are suitable for use in race car or tow vehicle. Fans are set up as "puller" units, mounted behind the radiator. By flipping blades, reversing wires, and mounting in front of radiator, fans will operate in "pusher" configuration. Each unit includes a mounting kit.



- ALL30070..... 10", 775 CFM
- ALL30072..... 12", 925 CFM
- ALL30074..... 14", 1530 CFM
- ALL30076..... 16", 1980 CFM
- ALL30085 Replacement Mounting Kit

Economy 16" Curved Blade Electric Fan ALL30077

An economical option to Allstar's standard S-blade fan, this 10-blade electric fan has many of the same features. Universal design fan may be set up as a puller or pusher style to mount in front or behind the radiator. Mounting brackets and a hardware kit are included. Fan is 2024CFM with 21.0 amp draw and housing dimensions of: 16" x 16-1/4" x 4".



Molded Nylon Fans

Lightweight 6-blade fans are economical and very durable. Universal bolt pattern with a 5/8" pilot hole.

- ALL30091..... 14" Dia.
- ALL30092..... 15" Dia.
- ALL30093..... 16" Dia.
- ALL30094 17" Dia.
- ALL30095..... 18" Dia.



Reinforcement Plate For Nylon Fans ALL30079

Plate installs beneath the mounting hardware to strengthen fan mounting location and prevent hardware from damaging the fan.



6-Blade Fans

Heavy-duty, 27 degree 6-blade fans, available with aluminum or steel blades, can move the volume of air needed to keep race engines cool. Universal bolt pattern with a 5/8" pilot hole.

- ALL30096 15" Dia. Aluminum Blades
- ALL30097..... 17" Dia. Aluminum Blades
- ALL30102 15" Dia. Steel Blades
- ALL30103 17" Dia. Steel Blades
- ALL30100..... 18" Dia. Steel Blades



GM Style 4-Blade Steel Fan

ALL30099

Steel 4-blade fan is a direct replacement for the popular GM 4-blade fan. Fan features a 60 degree blade design, a universal bolt pattern with a 5/8" pilot hole and weighs approximately 3 lbs. Small diameter flat washers included for proper installation.

NEW!



Tech Tip:

This four blade fan was originally designed for use in O.E. production vehicles. When this fan is used in high performance applications it is recommended that fan and mounting fasteners be inspected as a part of regular vehicle maintenance.

4-Blade Steel Fans

Steel high RPM fans are available in 15", 18" or 19". All have a universal bolt pattern with a 5/8" pilot hole. Riveted reinforcement plate adds strength and high pitch 32 degree blades increase airflow. Painted black to resist corrosion.

- ALL30104..... 15" Dia.
- ALL30105..... 18" Dia.
- ALL30101 19" Dia.



Fan Spacer Kits

Fan spacers position fan closer to radiator or fan shroud and away from pulleys. 1-1/2" and larger spacers are uniquely designed allowing spacer to remain bolted to water pump while changing fans. Aluminum spacers include reducer bushing, four Allen bolts to secure spacer to water pump and four hex bolts with washers to secure fan to spacer. Spacers work with 1-3/4" bolt circle flanges only.

- ALL30180* ... 1/2" ALL30186..... 2"
- ALL30182* ... 1" ALL30188 2-1/2"
- ALL30184..... 1-1/2" ALL30190..... 3"
- ALL30192 3-1/2"
- ALL99027..... Replacement Reducer Bushing (5/8" to 3/4")

*Includes one set of four bolts for fan and spacer installation.



Fan Freewheeler ALL30078

Lets the fan "freewheel" when extra horsepower is needed for qualifying. Removal of one through-bolt disengages the fan. Fits 3/4" shafts and spaces the fan 2.375" from the water pump.



Replacement Parts

- ALL99026..... Replacement Bushing



Aluminum SB Chevy "Short Style" Water Pump **ALL31100**

Popular "short style" water pump that was originally used on pre-1969 small block Chevrolets. Pumps are built using all new components and an aluminum body for added weight savings over original cast iron pumps. Pump features a 3/4" main shaft and bearings with a 5/8" pilot and a billet steel hub drilled for both small and large fan bolt patterns, making this a good choice for street and mild performance vehicles. Block mount to fan hub dimension is 5-5/8". **This pump is not recommended for use with mechanical fans over 5,000 RPM.** Above this RPM, use the ALL31105 pump with a 3/4" shaft/bearing.

Note: Water pump may need to be clearanced for use with 8" dampers.



Water Pump Spacer Kits

Kits provide additional clearance needed for belt or gear drive timing systems. Gaskets are included.

- ALL31070 1/8"
- ALL31071 1/4"
- ALL31072 3/8"
- ALL31073 1/2"
- ALL87230..... Replacement Gaskets



ALL31072

Aluminum SB Chevy "Corvette Style" Water Pumps

This aluminum version of "Corvette style" water pump was originally used on 1971-82 small block Chevrolet Corvette, but is now used throughout the motorsports industry. Pump is built using all new components and an aluminum body for added weight savings over original cast iron pumps. Pump features a 3/4" main shaft and bearings with a 3/4" pilot and a billet steel hub that has a set screw retainer for use on higher RPM applications. Block mount to fan hub dimension is 5-13/16".

- ALL31105 Water Pump
- ALL31106 Water Pump With 3/8" NPT Bypass Ports And Cam Stop Hardware

Note: Water pumps may need to be clearanced for use with 8" dampers.




ALL31105

ALL31106

Pulley Shim Kits

Use shim kits to properly align pulleys. Water pump shims have dual bolt hole pattern to fit most GM and Ford water pumps. Crank pulley spacers are for small block Cheveys.

- ALL31064..... Water Pump, 1/16", 1/16", 1/8" (3 Shims)
- ALL31066..... Crankshaft, 1/16", 5/64", 1/8" (3 Shims)



ALL31064

ALL31066

Aluminum SB Chevy Reduction Pulleys

Specifically for short or Corvette water pumps, pulleys work with power steering pump and pulley to provide a ratio within the GM specified RPM range. Race engine RPM differs greatly from street engines. For 30% less water pump speed and reduced weight and inertia, the crankshaft and water pump pulleys are smaller in diameter than standard reduction pulleys. Acceleration capabilities are greatly enhanced.

- ALL31030 ...Crankshaft Pulley (4-3/4" Diameter)
- ALL31040 ...Water Pump Pulley, Short Pump With 5/8" Pilot Hole (6-5/8" Dia.)
- ALL31050 ...Water Pump Pulley, Corvette Pump With 3/4" Pilot Hole (6-5/8" Dia.) Belts
- ALL86120.....Belt, Crank To Water Pump, 31.5"
- ALL86122.....Belt, Crank/Water Pump/Block Mount P/S Pump, 39"
- ALL86124.....Belt, Crank/Water Pump/Head Mount P/S Pump, 42"

Note: Crankshaft pulley will work with either water pump pulley without spacers.



ALL31040

ALL31030

Water Pump Cam Stop Kit

ALL99415

Water pump cam stop kit includes a 2" long **NEW!** 3/8"-24 threaded stud, washer and nut to replace or add a cam stop bolt to a water pump equipped with a stud mounting boss. Stud can be tightened against timing cover when cam buttons are used to help prevent "cam walk".



Andy Barr

Photo: JohnnyB Imagery



SB Chevy 1:1 Ratio Pulley Kits

Double groove aluminum pulley kits feature 6-5/8" diameter pulleys and include common 15/32" V-belts to work with block or head mounted Allstar power steering kits. Pulley kits are designed work with short style water pumps with a 5/8" shaft that measure 5-5/8" from block mount to hub face. Components also sold separately.



ALL31080

- ALL31080 Kit For Block Mount Power Steering Pump
- ALL31082 Kit For Head Mount Power Steering Pump
- ALL31083 Kit For No Power Steering

Related Parts

- ALL31084 1:1 Crank Pulley (6-5/8")
- ALL31085 1:1 Water Pump Pulley (6-5/8")
- ALL86121 Belt, Crank to Water Pump, 34"
- ALL86123 Belt, Crank/Water Pump/Block Mount P/S Pump, 41"
- ALL86125 Belt, Crank/Water Pump/Head Mount P/S Pump, 44"

V-Belts

Premium quality V-belts are perfect replacements for worn or cracked belts.



- ALL86120 31.5" ALL86123 41"
- ALL86121 34" ALL86124 42"
- ALL86122 39" ALL86125 44"

SB Chevy 1:1 Ratio Reduction Pulley Kits

Premium 1:1 pulley kits feature 4-3/4" diameter pulleys with 1/2" wide grooves for use with industrial grade belts. The increased belt width helps reduce belt slippage when used with high performance mechanical fans. The small diameter pulley combination provides a 30% RPM reduction when using a power steering pump with a 6" pulley.



Power Steering Pulley Sold Separately

ALL31090

Note: Pulleys are designed to use with short "Corvette Style" 3/4" shaft water pump (ALL31105 or ALL31106).


- ALL31090 Kit For Block Mount Power Steering Pump
- ALL31092 Kit For Head Mount Power Steering Pump
- ALL31093 Kit For No Power Steering

Replacement Parts

- ALL31094 1:1 Crank Pulley (4-3/4")
- ALL31095 1:1 Water Pump Pulley (4-3/4")

Performance V-Belts

Industrial grade V-belts are slightly wider than standard V-belts and are used with the Allstar reduction style 1:1 pulley kits with 1/2" wide pulley grooves. The wider contact area helps reduce slippage when using high performance mechanical fans. **Note: These will not work with standard width pulleys** that are designed for 7/16" wide V-belts.



- ALL86127 29" ALL86129 41"
- ALL86128 37"

Crank Pulley Mandrel Kit ALL31031

Kit prevents mandrel bolt breakage and is made specifically for use with Allstar ALL31030 crank pulley. Mandrel is attached to the crankshaft pulley with three bolts, while the vibration damper is retained with the stock bolt. The mandrel bolt is then connected to the mandrel – not to the crankshaft – to reduce engine harmonics (helps prevent loosening or breaking). Kit includes spacers, pulley guides, and bolts to work effectively with most 3, 4, and 5 stage dry sump pumps, alone or with belt driven fuel pumps. Pulleys sold separately.



Replacement Parts

- ALL31032 Crank Pulley Mandrel
- ALL31033 Mandrel End Washer
- ALL31034 Stepped Washer
- ALL31035 Pulley Guide
- ALL31036 Mandrel Keyway, 1/8"
- ALL31037 Mandrel Bolt, 5/16"-18 x 1" (3-Pack)
- ALL31038 Mandrel End Bolt, 1/2"-13 x 4"

Mandrel Spacers

Aluminum spacers properly space and align pulleys when used with a 1/8" keyed mandrel. The same spacers are found in the ALL31031 Mandrel Kit. Sold each.



- ALL31020 1/4" Thick Spacer
- ALL31022 1/2" Thick Spacer
- ALL31024 3/4" Thick Spacer
- ALL31026 1" Thick Spacer
- ALL31028 1-1/4" Thick Spacer

Gilmer Belt Pulleys

Black anodized, aluminum heat treated pulleys accept 1" wide, 3/8" pitch drive belts.



ALL26442

ALL26420

- ALL26420 28-Tooth Oil Pump, 5/8" Bore And 3/16" Keyway
- ALL26442 17-Tooth Crank, 1" Bore And 1/8" Keyway

Gilmer Belts

1" wide, assorted lengths.



- ALL86130 21.0"
- ALL86132 22.5" ALL86136 25.5"
- ALL86134 24.0" ALL86138 27.0"

TECH TIP

Belt Tension - Gilmer style belts are properly tensioned when belt can be twisted 1/2 turn.

Inline Electric Water Pump **ALL31130**

Inline water pump will flow up to 50 GPM, which is suitable for many applications throughout the motorsports industry. Pumps are designed to provide better cooling and space savings over most mechanical pumps. Pump can be used on 12-16 volt systems and only draws 6 amps. Electric motor is sealed to help prevent damage or corrosion and billet 6061-T6 aluminum housing is black hard coat anodized with threaded mounting holes for easy mounting. Use with Allstar ALL31135-31140 adapter fittings. Complete unit weighs 6 lbs. Wire harness with 20 amp inline fuse included.



ALL31135 1-1/4" Hose Fitting
 ALL31136 1-1/2" Hose Fitting
 ALL31137 1-3/4" Hose Fitting
 ALL31138 -12AN Fitting
 ALL31139 -16AN Fitting
 ALL31140 -20AN Fitting



Water Pump AN Block Adapters

Adapters mount in place of standard mechanical water pumps when using inline or remote electric water pumps. Ford pump adapters require water pump back plates for complete installation.



ALL31150 SB Chevy -12AN
 ALL31151 BB Chevy -12AN
 ALL31152 SB Ford -12AN
 ALL31153 SB Ford Water Pump Back Plate (Early)
 ALL31154 SB Ford Water Pump Back Plate (Late)

Y-Block Adapter **ALL31159**

Billet aluminum Y-Block is commonly used when connecting inline or remote electric water pumps to AN block adapters. 1-1/4"-12 inlet port accepts Allstar ALL31135-31140 O-ring style fittings for direct hose or AN style connections. Outlet ports accept standard -12AN ORB fittings to connect to block adapters.



ALL31135 1-1/4" Hose Fitting
 ALL31136 1-1/2" Hose Fitting
 ALL31137 1-3/4" Hose Fitting
 ALL31138 -12AN Fitting
 ALL31139 -16AN Fitting
 ALL31140 -20AN Fitting



Remote Mount Electric Water Pump **ALL31120**

Compact water pump will flow up to 25 GPM which is perfect for intercoolers, dragsters or compact engines. Pump can be used on 12-16 volt systems and only draws 8 amps. Electric motor is sealed to help prevent damage or corrosion and 6061-T6 billet aluminum housing is black hard coat anodized with threaded mounting holes for easy mounting. Accepts -12AN ORB fittings, complete unit weighs only 5 lbs.



Polished Water Necks

Aluminum water necks fit most Chevrolet V8's. Two-piece design necks swivel 360 degrees to accommodate LH and RH radiator inlets. An O-ring seal and two chrome plated socket head cap screws are included.

ALL30170 90 Degree Neck
 ALL30173 75 Degree Neck
 ALL30171 45 Degree Neck
 ALL30172+ Straight Neck



Related Parts:

ALL99136 Replacement O-Ring
 †One-Piece Fixed Neck

SB Ford Chrome Plated Water Neck **ALL30174**

Cast aluminum 45 degree water neck fits small block Ford. Includes an O-ring for sealing the base flange and two hex head bolts.



Billet Aluminum Swivel Water Necks

Billet aluminum water necks fit most Chevy V8, accept most standard thermostats and swivel a full 360 degree to simplify connection of LH or RH radiator hoses to engine. Black anodized finish helps protect against corrosion. Stainless steel hardware and an o-ring for sealing the base of the water neck to engine are included.



ALL30370 1-1/2" ALL30372 -16AN
 ALL30371 1-3/4" ALL30373 -20AN

Billet Water Neck Spacer **ALL30375**

Billet aluminum spacer fits between intake manifold and water neck, providing connection options for temperature senders or additional water lines. 1" tall spacer fits most Chevy V8's. Includes four 1/2" NPT ports with plugs and an O-ring seal on one side, eliminating the need for a gasket.



Water Outlet Restrictor Kit **ALL30241**

Restrictor replaces the thermostat to control the flow of water through the cooling system. Kit contains three 2-1/8" O.D. aluminum restrictors with 5/8", 3/4" and a 1" center I.D. hole that fit most GM V8 or V6 and SB Ford water outlets.



Aluminum Radiator Hose Restrictor **ALL30242**

Lower radiator hose restrictor helps keep the water in your radiator longer to improve cooling. Machined aluminum restrictor has a 5/8" I.D. and will fit into most 1-3/4" radiator outlets or radiator hose.



Upper Radiator Hose Kit For Modifieds

ALL30260

Upper hose kit eliminates the concern of the upper hose collapsing and fits a variety of radiator widths. 1-1/2" hose kit includes a 90 degree steel tube and two silicone hoses. Designed for use on UMP/IMCA type modifieds.



TECH TIP

Has your upper hose collapsed due to the internal spring coming loose and ending up in your radiator?

Use a lower hose with the spring molded in as your upper hose. Standard upper hoses are 1-1/2" diameter and are not offered with the spring molded into the hose. Here are a few options to run a lower 1-3/4" hose with the spring molded in as your upper hose.

Option 1: Use (2) ALL30240 Reducers on each end of the hose

Option 2: Use ALL30371 Water Neck with a 1-3/4" neck

Option 3: Use ALL30041 Radiator Inlet Fitting if using a radiator with changeable inlet fittings

Option 4: Use ALL30260 Upper Hose Kit that uses a steel tube and silicone hose ends



Radiator Hose I.D. Reducer ALL30240

Rubber reducer allows a lower radiator hose with a molded-in spring to be used as an upper radiator hose. In continuous high RPM applications, the upper hose can collapse limiting coolant flow. Upper hoses with an internal spring support can also collapse if the spring is drawn into the radiator tank. Reducer fits inside 1-3/4" lower radiator hoses which have molded-in reinforcement springs and reduces the I.D. from 1-3/4" to 1-1/2".



Mike Harrison

Photo: Todd Healy

Radiator Hoses

Two-ply coolant hose is flexible and adapts to a variety of applications. Abrasion resistant cover will not crack or harden.



1-1/2" Dia. Upper Hose

ALL30200 12"
 ALL30202 14"
 ALL30204 15-1/2"
 ALL30206 17"
 ALL30208 20"
 ALL30210 22"
 ALL30212 25"
 ALL30214 30"

1-3/4" Dia. Lower Hose

ALL30220 11"
 ALL30222 13-1/2"
 ALL30224 16-1/2"
 ALL30226 19"
 ALL30228 23-1/2"

Hose Clamps (2-Packs):

ALL18334 Clamps, Upper Hose
 ALL18336 Clamps, Lower Hose

Hose Clamps

Heavy duty all stainless steel construction clamps are easily tightened with a deep slot hex head screw. Superior to standard hardware store clamps. For best connection, select the clamp which fits within the range of hose O.D.



Part No.	Min Hose O.D.	Max Hose O.D.
2-Pack		
ALL18330	1/4"	5/8"
ALL18332	1/2"	1-1/8"
ALL18334	1"	2"
ALL18336	1-5/16"	2-1/4"
ALL18338	1-9/16"	2-1/2"
ALL18340	1-5/8"	3-1/2"
ALL18342	2-5/8"	4-1/2"
10-Pack		
ALL18330-10	1/4"	5/8"
ALL18332-10	1/2"	1-1/8"
ALL18334-10	1"	2"
ALL18336-10	1-5/16"	2-1/4"
ALL18338-10	1-9/16"	2-1/2"

Power Grip Clamps

Gates Power Grip Clamps seal when heated with a standard heat gun, forming a tight band around standard rubber and silicone coolant hoses to provide a secure connection, even under harsh race conditions. Installed clamps provide a smooth, flush fit around hoses and eliminate exposed sharp edges associated with standard hose clamps. Select the band clamp which fits within range of hose O.D. for best connection. Sold each.



Part No.	Min Hose O.D.	Max Hose O.D.
ALL30250	1/2"	11/16"
ALL30251	11/16"	13/16"
ALL30252	13/16"	15/16"
ALL30253	15/16"	1-1/16"
ALL30254	1-1/16"	1-3/16"
ALL30255	1-3/16"	1-1/2"
ALL30256	1-1/2"	1-3/4"
ALL30257	1-3/4"	2"
ALL30258	2"	2-1/4"

Note: Clamps are not designed for use with flammable liquids or fuel line connections.

Expansion Tanks

Aluminum expansion tanks are commonly mounted as the highest point of the cooling system and used as a fill point on vehicles that have a low mounted radiator or when the fill point on the radiator is not accessible. The 1/2" NPT bottom supply fitting is commonly connected to the low pressure side of the cooling system and the return fitting is connected to a port located high on the engine to help release any air trapped in the system. Tanks feature a machined filler neck to accept most standard radiator caps and a 1/8" NPT port for connecting to an overflow tank.

- ALL36115 Tank With Attached Mounting Bracket 28 oz. Capacity With a 3/8" NPT Return Fitting
- ALL36116 Tank With Separate Mounting Bracket 20 oz. Capacity With a 1/4" NPT Return Fitting



Plastic Overflow Tanks

Plastic tanks have a one quart capacity **NEW!** and help prevent coolant from spilling onto the ground. Tanks have swivel fittings that accept 5/16" overflow hose and have 1/4"-20 molded inserts for easy mounting.

- ALL36154 Tank With Drain Valve (Non-Recovery)
- ALL36155 Tank with 90 Degree Fitting (Recovery)



Overflow Tank Brackets

Billet aluminum bracket mounts most popular plastic overflow tanks to round chassis tubing and pivot to any angle. Tank mounting holes accept 1/4" fasteners and are slotted to fit tanks with mounting holes between 3-1/2" to 4" CTC.

- ALL14200 Bracket For 1-1/2" Tubing
- ALL14201 Bracket For 1-3/4" Tubing



Overflow Tank ALL36112

Aluminum tank has a 3/8" NPT bung on the side and a 1/2" NPT bung on the bottom that includes fitting and petcock. 1 quart capacity tank can be used in many forms of competition and is mandated by most sanctioning bodies to prevent coolant from spilling on the racing surface.



Stainless Overflow Tanks

Stainless steel tanks capture coolant overflow and recirculates it to the radiator. Machined aluminum cap twists into the filler neck and seals with an O-ring. Inlet/outlet fittings accept 1/4" diameter hose. Unit includes mounting brackets and hardware. Measurements are of tank body; add 2" for overall length.

- ALL36150 2" x 13"
- ALL36151 2" x 15"



Petcock ALL99030

Replacement petcock for Allstar breather and overflow tanks is also perfect for draining coolant from engines. 1/4" NPT threads.



Overflow Nozzles

Aluminum nozzle acts as a signal to the driver to indicate a possible overheating condition as the cooling system pushes out water. Nozzle with threaded body mounts in a body panel outside the drivers compartment and is available with a 1/4" barb or a -4AN male fitting.



- ALL30178 Nozzle With 1/4" Barb Fitting
- ALL30179 Nozzle With -4AN Male Fitting

Radiator Overflow Fitting ALL99312

Commonly used fitting threads into the filler neck on most radiators allowing connection to an overflow tank. Aluminum fitting has 1/8" NPT threads and accepts a 5/16" hose.



Overflow Hose

Overflow hose, also referred to as fuel line is reinforced to help prevent kinking and is rated up to 50PSI. Size indicated is I.D. of hose.



Hose I.D.	3 Ft. Length	25 Ft. Length
1/4"	ALL40350	ALL40351
5/16"	ALL40353	ALL40354
3/8"	ALL40356	ALL40357

Water Pressure Warning Kit

ALL80250

Warning kit senses pressure in the cooling system and alerts driver of a problem when coolant pressure drops below 4 PSI. In the event of coolant loss (i.e. blown radiator hose). The temperature gauge probe is no longer surrounded by coolant to detect the engine temperature, this will lead to a false temperature gauge reading and major engine damage.



Temperature Gauge Probe Adapters

Aluminum adapters are a nice upgrade from brass adapters and feature a longer length for use in shallow applications when the mechanical temperature gauge probe may contact the inside of a cylinder head or intake manifold. Extra length of fitting will still allow end of probe to protrude into the coolant for accurate readings.

- ALL50203 3/8" NPT
- ALL50204 1/2" NPT



Mechanical Gauges

Allstar Performance 2-5/8" mechanical gauges feature a full 270 degree sweeping needle, silver faced background, black bezel and are backlit for easy reading, even in low light conditions. Perfect for building custom dash panels or when adding mechanical gauges to replace existing gauges or warning lights.



See Page 82 For A Complete Listing Of Gauges And Gauge Panels.

Primary Wire

Single conductor stranded copper wire with polyvinyl insulation remains flexible and is abrasion resistant. Stranded copper is the wire of choice for many projects when building custom wire harnesses or adding accessories.



20AWG

Used for low voltage sensors, indicator lights, instrument panel or dash lighting.



Color	50' Coil	100' Spool
Red	ALL76500	ALL76510
Black	ALL76501	ALL76511
White	ALL76502	ALL76512
Green	ALL76503	ALL76513
Yellow	ALL76504	ALL76514
Brown	ALL76505	ALL76515
Blue	ALL76506	ALL76516

14AWG

Most popular when fabricating harnesses for general use including lighting of headlights, taillights and brake lights, ignition systems and interior accessories such as radios, interior fans and gauge panels.

Color	20' Coil	100' Spool
Red	ALL76540	ALL76550
Black	ALL76541	ALL76551
White	ALL76542	ALL76552
Green	ALL76543	ALL76553
Yellow	ALL76544	ALL76554
Brown	ALL76545	ALL76555
Blue	ALL76546	ALL76556

12AWG

Wire can be used to supply power to ignition boxes, cooling fans, fuel pumps and other higher amperage accessories including power to electric trailer brakes.

Color	12' Coil	100' Spool
Red	ALL76560	ALL76565
Black	ALL76561	ALL76566
White	ALL76562	ALL76567
Blue	ALL76563	ALL76568

10AWG

Commonly used for higher amperage applications including alternator charging wire and supplying power to trailer for interior lighting or charging trailer batteries when utilizing tow vehicle charging system.

Color	10' Coil	75' Spool
Red	ALL76570	ALL76575
Black	ALL76571	ALL76576
White	ALL76572	ALL76577

Wire And Cable Cutters

ALL11003

Capable of cutting copper stranded wire from 20 gauge primary wire to 1/0 gauge battery cable. These specially designed cutters will not flatten wire during cutting, which is helpful when installing connectors and building battery cables. Cutters are not designed to cut steel wire.



Heat Sleeve

High temperature silicone coated fiberglass sleeving is non-flammable and resists temperatures up to 500°F.




An excellent choice for protection of fuel lines, wiring, cables and various similar uses. Sleeving is resistant to gasoline and many other chemicals. Sold in 3ft. lengths. Size referenced is sleeve I.D. or O.D. of hose to be covered.

ALL34280..... 1/4" Red	ALL34290..... 1/4" Black
ALL34282..... 1/2" Red	ALL34292..... 1/2" Black
ALL34284..... 3/4" Red	ALL34294..... 3/4" Black
ALL34285..... 7/8" Red	ALL34295..... 7/8" Black
ALL34286..... 1" Red	ALL34296..... 1" Black

Braided Wire Wrap

Split loom braided wrap is easily applied over existing hoses or wiring to conceal and protect against wear or abrasion. Wrap features a 25 percent overlap based on the nominal size listed, allowing the wrap to bend and flex without opening. Wrap is constructed of polyethylene material, heat resistant up to 250°F and easily cuts with a hot knife or a soldering iron with knife attachment.



ALL76610..... 1/8" x 20'	ALL76616..... 3/4" x 5'
ALL76612..... 1/4" x 15'	ALL76618..... 1" x 10'
ALL76614..... 1/2" x 10'	

Spiral Wire Loom

Loom keeps wiring bundled together for a neat appearance and can be easily removed when adding or removing wires during wiring harness changes. Open design makes identifying or locating a wire simple and will not hold dirt and moisture like solid looms. Loom also provides abrasion resistance to protect wiring or hoses. High density polyethylene material is rated from -30°F to 165°F and sold in 10 ft. lengths.



ALL76600..... 1/4"	ALL76604..... 3/4"
ALL76602..... 1/2"	

Line Clamps

Aluminum clamps have a protective neoprene cushion to prevent abrasion and a 1/4" mounting hole to secure electrical wiring, hoses or cables to a panel or frame.



Black nylon clamps have a 3/16" mounting hole to secure electrical wiring, hoses or cables to a panel or frame.

Clamp Size	Aluminum		Nylon	
	10-Pack	50-Pack	10-Pack	50-Pack
1/8"	-	-	ALL18309	ALL18309-50
3/16"	ALL18300	ALL18300-50	ALL18310	ALL18310-50
1/4"	ALL18301	ALL18301-50	ALL18311	ALL18311-50
3/8"	ALL18302	ALL18302-50	ALL18312	ALL18312-50
1/2"	ALL18303	ALL18303-50	ALL18313	ALL18313-50
5/8"	ALL18304	ALL18304-50	ALL18314	ALL18314-50
3/4"	ALL18305	ALL18305-50	ALL18315	ALL18315-50
7/8"	ALL18306	ALL18306-50	-	-
1"	ALL18307	ALL18307-50	ALL18317	ALL18317-50
1-1/4"	ALL18308	ALL18308-50	-	-



Weather Pack Kits

Kits include a variety of tower housings, shroud housings, seals and terminals to build 1, 2, 3, 4, and 6 pin connectors for standard 16-14 gauge wire. Kits also include a pin removal tool and convenient carrying case.



ALL76260 Weather Pack Starter Kit

ALL76262 Weather Pack Master Kit

ALL76262

Quantity ALL76260	Quantity ALL76262	Description
1	3	1 Pin Tower Housing
1	3	1 Pin Shroud Housing
2	4	2 Pin Tower Housing
2	4	2 Pin Shroud Housing
1	3	3 Pin Tower Housing
1	3	3 Pin Shroud Housing
1	2	4 Pin Tower Housing
1	2	4 Pin Shroud Housing
1	2	6 Pin Tower Housing
1	2	6 Pin Shroud Housing
40	100	Seals (50% Blue/50% Green)
40	100	Terminal Pins 16-14GA (50% Male/50% Female)
1	1	Pin Removal Tool
1	1	Carrying Case

Weather Pack Connector Individual Kits

Weather pack connectors are designed for harsh weather conditions. Originally used by top vehicle manufacturers, the reliability of these connectors has been proven for years and they have become common in many applications requiring a weather-proof connection. Snap lock feature assures positive connection and allows connector to be easily separated as needed. Connectors are rated up to 20A at 12V DC and include tower housing, seals and terminals for standard 16-14 gauge wire.

ALL76265 1-Wire


ALL76266 2-Wire

ALL76267 3-Wire

ALL76268 4-Wire Flat

ALL76269 4-Wire Square

ALL76270 6-Wire



Weather Pack Individual Components

Terminals And Seals, 10-Packs

Gauge	Tower (Female)	Shroud (Male)	Seal Part No.
22-20	-	-	ALL76280 (Purple)
20-18	ALL76272	ALL76275	ALL76281 (Green)
16-14	ALL76273	ALL76276	ALL76282 (Gray)
12	ALL76274	ALL76277	ALL76283 (Blue)



ALL76284 Seal Plug, 10-Pack

Housings, Each

Description	Tower (Female)	Shroud (Male)
1-Pin	ALL76288	ALL76289
2-Pin	ALL76290	ALL76291
3-Pin	ALL76292	ALL76293
4-Pin	ALL76294	ALL76295
4-Pin Square	ALL76296	ALL76297
6-Pin	ALL76298	ALL76299



Weather Pack Terminal Tool

ALL76264

Tool removes male and female pin terminals from weather pack connectors without damage.



Weather Pack Pliers

ALL76221

Weather pack pliers will crimp most popular 22-10 gauge non-insulated terminals. 8" overall length.



Test Leads With

Alligator Clips ALL76216

30" long test leads are color coded red and black. Clips are 5 amp rated.



Universal Wire Connectors

Molded connectors include a male and female end, joined by a loop of 16 gauge primary wire which may be cut to length. Useful for switch and gauge panels or accessories that are disconnected frequently.



ALL76231 One Wire With 12" Loop

ALL76232 Two Wire With 12" Loop

ALL76233 Three Wire With 48" Loop

ALL76234 Four Wire With 48" Loop

ALL76235 Five Wire With 48" Loop

HEI Connectors

The proper connector when repairing or wiring HEI ignition systems. Connectors have a built-in retaining clip same as originals to secure connector to ignition cap. The included pigtail wires are also the correct gauge for easy installation.



ALL81214 12V Ignition Connector

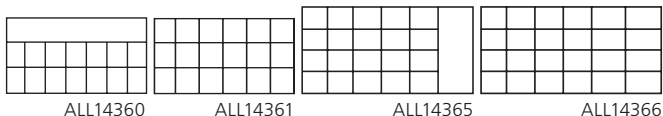
ALL81215 Tach Connector



Jim Kaekel, Jr.

Storage Cases

These handy storage cases help organize many items around the shop, trailer or home such as electrical connectors, quick turn fasteners, tire groover blades, small fasteners and many more items. Curved bottom compartments create a smooth scoop, making it easy to remove the smallest of items. Molded-in dividers prevent items from slipping under dividers and accidentally mixing product.



ALL14360 Plastic Case 15 Compartment, 11" x 7" x 1-3/4"
 ALL14361 Plastic Case 18 Compartment, 11" x 7" x 1-3/4"
 ALL14365 Metal Case 21 Compartment, 9-1/2" x 13-1/2" x 2"
 ALL14366 Metal Case 24 Compartment, 9-1/2" x 13-1/2" x 2"

Wire Terminal Kit

ALL76224

A 100-piece terminal kit with a generous supply of the most commonly used connectors for automotive wiring. A sturdy plastic case with divided compartments helps keep connectors organized.



Each Kit Includes:

22-18ga.	16-14ga.	12-10ga.
(10) Butt Connectors	(10) Butt Connectors	(10) Butt Connectors
(8) Ring Terminals #6	(10) Ring Terminals #10	(8) Ring Terminals #10
(8) Ring Terminals #8	(8) Ring Terminals 1/4"	(7) Ring Terminals 3/8"
-	(7) Female Blade	-
-	(7) Male Blade	-
-	(7) Spade	-

Ratcheting Crimp Pliers

ALL76220

Perform professional quality crimps on most standard electrical connectors. Pliers include jaws for 22-18, 16-14 and 12-10 gauge connectors and are easily compressed with help from the ratcheting mechanism which releases when connector is fully crimped.



Electrical Tape ALL14280

Protect electrical connections and secure wires. 3/4" x 60 ft. roll. UL approved.



Terminal Connectors

Crimp style connectors work great when building custom wire harnesses or making repairs to existing wiring. Tin plated copper terminals are available in a variety of types and sizes.



Non-insulated terminals are designed to be crimped but may also be soldered for a more secure complete connection. Often used with separate heat shrink that is applied after connection is made. Package of 20.

Non-Insulated Terminals		22-18	16-14	12-10
Butt Connectors		ALL76000	ALL76010	ALL76020
Ring Terminals	#6 Hole	ALL76001	ALL76011	ALL76021
	#8 Hole	ALL76002	ALL76012	ALL76022
	#10 Hole	ALL76003	ALL76013	ALL76023
	1/4" Hole	ALL76004	ALL76014	ALL76024
	5/16" Hole	ALL76005	ALL76015	ALL76025
Blade Terminals	3/8" Hole	ALL76006	ALL76016	ALL76026
	Male 1/4"	ALL76007	ALL76017	ALL76027
	Female 1/4"	ALL76008	ALL76018	ALL76028



Vinyl-insulated terminals are the most popular crimp terminal used in a variety of applications. PVC insulated sleeve is securely attached to terminal and has a flared end for easy installation. Package of 20.

Vinyl Insulated Terminals		22-18	16-14	12-10
Butt Connectors		ALL76030	ALL76040	ALL76050
Ring Terminals	#6 Hole	ALL76031	ALL76041	ALL76051
	#8 Hole	ALL76032	ALL76042	ALL76052
	#10 Hole	ALL76033	ALL76043	ALL76053
	1/4" Hole	ALL76034	ALL76044	ALL76054
	5/16" Hole	ALL76035	ALL76045	ALL76055
	3/8" Hole	ALL76036	ALL76046	ALL76056
Blade Terminals	Male 1/4"	ALL76037	ALL76047	ALL76057
	Female 1/4"	ALL76038	ALL76048	ALL76058



Heat shrink terminals protect connections from corrosion. Terminals with attached shrink tube are adhesive lined to grip wire insulation and conform to crimp when heated, sealing out moisture. Package of 10.

Heat Shrink Terminals		22-18	16-14	12-10
Butt Connectors		ALL76060	ALL76070	ALL76080
Ring Terminals	#6 Hole	ALL76061	ALL76071	ALL76081
	#8 Hole	ALL76062	ALL76072	ALL76082
	#10 Hole	ALL76063	ALL76073	ALL76083
	1/4" Hole	ALL76064	ALL76074	ALL76084
	5/16" Hole	ALL76065	ALL76075	ALL76085
	3/8" Hole	ALL76066	ALL76076	ALL76086
Blade Terminals	Male 1/4"	ALL76067	ALL76077	ALL76087
	Female 1/4"	ALL76068	ALL76078	ALL76088



Heat Shrink Tubing **ALL76160**

Place tubing over wiring before attaching terminal end then slide over crimped terminal end, heat to seal and strengthen connection. 30-piece kit includes a variety of sizes including 1/16", 1/8", 3/16", 1/4", 3/8" and 1/2".



Grommet Set **ALL18360**

Grommets are perfect for protecting wiring and hoses that pass through panels up to 1/16" (.062") thick. Kit includes 36 grommets (6 of each size: 1/4", 5/16", 3/8", 1/2", 5/8" and 11/16"). Grommets are also available in size specific 10-packs.



Part No.	Grommet Hole I.D.	Panel Hole I.D.
ALL18362	3/16"	5/16"
ALL18363	1/4"	3/8"
ALL18364	5/16"	7/16"
ALL18365	3/8"	1/2"
ALL18366	1/2"	5/8"
ALL18367	5/8"	7/8"
ALL18368	11/16"	1"

Step Drill Sets

Drill multiple size holes with one bit. Drill sheet metal and aluminum without deforming or distorting. Bits start on contact, deburr and chamfer while drilling and do not require a center punch. Titanium nitride coated high speed steel. 1/4" shank.



ALL11041

Drill Bit	Sizes
ALL11040 (3-Piece Set)	
Six Step	3/16", 1/4", 5/16", 3/8", 7/16", 1/2"
Nine Step	1/4", 5/16", 3/8", 7/16", 1/2", 9/16", 5/8", 11/16", 3/4"
Thirteen Step	1/8", 5/32", 3/16", 7/32", 1/4", 9/32", 5/16", 11/32", 3/8", 13/32", 7/16", 15/32", 1/2"
ALL11041* (2-Piece Set)	
Eleven Step	1/4", 25/64", 35/64", 11/16", 13/16", 7/8", 1", 1-1/8", 1-7/32", 1-1/4", 1-3/8"
Twelve Step	3/16", 1/4", 5/16", 3/8", 7/16", 1/2", 9/16", 5/8", 11/16", 3/4", 13/16", 7/8"

Test Light **ALL76215**

Quickly diagnose electrical problems by testing for current in electrical circuits, relays, switches or fuses.



Handheld test light has a 36" lead wire with an insulated clip which fastens to a common ground and a sharp piercing point to probe insulated wire or terminals. Indicator light illuminates to identify powered circuits in 6-12V systems.

Nylon Tie Wraps

Secure electrical wiring, gauge lines and roll bar padding. 100 per bag. Nylon tie wraps are available in black, natural, red, blue, yellow and purple nylon.



Black

- ALL14120 3-3/4"
- ALL14122 6"
- ALL14123 7-1/4"
- ALL14124 11-1/4"
- ALL14125 14-1/4"

Red

- ALL14126 7-1/4"
- ALL14127 14-1/4"

Blue

- ALL14128 7-1/4"
- ALL14129 14-1/4"

Yellow

- ALL14136 7-1/4"
- ALL14137 14-1/4"

Purple

- ALL14138 7-1/4"
- ALL14139 14-1/4"

Nylon Flush Fit Tie Wraps

Flush fit design ties have the excess portion of the tie exit in the same direction as the original tie, helping to eliminate the protruding sharp portion remaining as found in standard ties. Package of 100.



- ALL14395 8" Long
- ALL14396 11" Long

Nylon Tie Wraps With Mounting Holes

Built-in tab with mounting hole to easily secure wiring harnesses, hoses or cables to a panel with rivets or other fasteners. Package of 25.



- ALL14390 8" With #10 Hole
- ALL14391 11" With #10 Hole
- ALL14392 14" With 1/4" Hole

Wire Tie Mounting Bases

Self-adhesive mounting bases provide a location for attaching standard wire ties to secure wiring, cables and hoses. Bases mount to clean flat surfaces and accept 75# and smaller wire ties. Package of 10.



- ALL14116 3/4" x 3/4" Mounting Base
- ALL14117 1-1/8" x 1-1/8" Mounting Base



Chad Simpson

Photo: JohnnyB Imagery

6-Circuit Fuse Block

ALL76180

This fuse block is a great power distribution starting point for up to six individual circuits which are protected by ATC/ATO style fuses (sold separately). Block features a #10 power supply and six 1/4" male spade terminals for individual circuit connections. Fuse block is rated at 150 amps at 12 volts, maximum of 25 amps per circuit.



Fuses not included.

Fuse Terminals

Terminals attach to cartridge style fuses installed in fuse blocks to create an additional circuit to power accessories. Terminals slide over the protected leg or "fused" side (side of fuse block that does not have power when fuse is removed) of the fuse. Package of 5.

ALL76090..... Mini Fuse Style Terminal
ALL76091..... ATC/ATO Fuse Style Terminal



Junction Block ALL76146


Junction block with single 3/8" stud offers a location to power multiple accessories from one power supply or a common place to locate ground wires. Block features two mounting holes for #8 fasteners for installation on firewall or panel.



30-Amp Circuit Breaker

ALL76212

Circuit breaker protects electrical circuits similar to fuses but will cool and self-reset to maintain power to critical items such as headlights or ignition systems. Use circuit breaker to power accessories in a race car and to keep constant power to ignition. Steel case and mounting bracket provide durability and ease mounting to panels. #10-32 threaded stud terminals include nuts and lock washers.



30-Amp Relays

Relays are commonly used to control higher amperage components such as electric fuel pumps, cooling fans or water pumps rated up to 30 amps. Relays allow the use of a lower amp switch to turn on or control a component with a higher amp draw. A connector with a wiring harness and installation instructions are included.

ALL76186..... Standard Relay
ALL76188..... Weatherproof Relay



Plunger Style

Brake Light Switch ALL76253

Popular two terminal brake light switch found in most vehicles from the 1950's to today. Ideal for most applications, switch is spring loaded to the on position and turns off when contacted by the brake pedal assembly. Switch has 1/2" threads with jam nuts for easy mounting in a bracket, and two .250" blade type terminals.



Lever Style

Brake Light Switch ALL76250

Switch is commonly used with under-floor mounted brake pedal assemblies where switch can contact the brake pedal arm. Spring loaded switch is designed to return to the open position and has two #10-32 tapped mounting holes, 5/8" on centers. Designed for easy two wire connection, one "+" supply and the other to power brake lights or a brake light relay. Switch is rated at 4.5 amps and features two male bullet terminals.



Pressure Activated Brake Light Switches

Switch is plumbed into the brake system and is activated by closing the electrical connection with rising brake pressure (60-120 PSI). Designed for easy two wire connection, one "+" supply and the other to power brake lights or a brake light relay. Switches are rated at 4.5 Amps and have 1/8"-27 dry seal mounting threads.

ALL76251..... Male Bullet Terminals
ALL76252..... 6-32 Screw Terminals



Brake Pressure

Safety Switch ALL76255

Brake pressure switch is wired into the ignition system and kills power to ignition when a sudden spike in brake pressure is sensed in the event of an accident or emergency. Switch has an adjustable cut-off pressure from 700-1900 PSI and resets automatically when brakes are released. A weatherproof cover protects the inner adjustment screw and seals the 18" long pigtail leads. 1/8"NPT male threads.





Battery Boxes

Universal, lightweight steel battery boxes may be welded or bolted to the frame. Boxes are available in two sizes and include hold down hardware.

ALL76100 Full Size, 12" Wide x 7-1/4" Deep

ALL76101 Short Style, 10" Wide x 7-1/4" Deep



ALL76100

Bolt-On Battery Boxes

Battery box has multiple 1/2" mounting holes to bolt box directly to the frame rail, inner fender or firewall. Box can also be fastened to round tubing using clamp-on ballast brackets. Constructed of 13 gauge steel, measures 11" wide x 7" deep and includes 3/8" battery hold down hardware.


ALL76102 Clear Zinc
ALL76103 Black



ALL76103

Stainless Steel Drop-Out Battery Box ALL76105

The perfect battery box where battery mounts under floor. Eases battery service and replacement. Box is 10-1/2" wide, 7" deep, and 9-1/2" tall and will accept most standard batteries.



Battery Hold Down Kit For Optima ALL76107

Aluminum hold down kit provides an attractive option for keeping Optima 34/78 series batteries in place. Battery not included.



Plastic Battery Box ALL76099

Two-piece battery box fits up to group 27 size batteries and includes nylon strap with plastic mounting brackets. Box may be bolted through the bottom for more permanent mounting. Cover is designed with quick lock snaps to keep cover securely in place. Outside box dimensions 16-1/8" x 9-5/8" x 10-7/8" tall. Inside dimensions 12-3/4" x 7-1/4" x 10" tall.



Battery Cable Kits

Kits have everything needed to connect a top post style battery to starter and include fine stranded, ropelay copper cable for best current carrying capabilities. Kits are offered with traditional red and black cables or all black cables.



ALL76110

Single Battery Kits

- ALL76110..... 2 Gauge Cable Kit With Red And Black Cables
- ALL76111..... 2 Gauge Cable Kit With All Black Cables
- ALL76114..... 4 Gauge Cable Kit With Red And Black Cables
- ALL76115..... 4 Gauge Cable Kit With All Black Cables

Kits Include:

- 15' Positive Battery Cable
- 8 Pcs. Ring Terminals 4) 5/16" & 4) 3/8"
- 2' Negative Battery Cable
- 8 Pcs. Heat Shrink Tubing
- 1 Pair Battery Terminals

Dual Battery Kits

- ALL76112..... 2 Gauge Cable Kit With Red And Black Cables
- ALL76113..... 2 Gauge Cable Kit With All Black Cables

Kits Include:

- 25' Positive Battery Cable
- 14 Pcs. Ring Terminals 7) 5/16" & 7) 3/8"
- 8' Negative Battery Cable
- 14 Pcs. Heat Shrink Tubing
- 2 Pair Battery Terminals

Solder Slugs

Use solder slugs to secure ring terminal ends to battery cable. Individual pieces are the correct amount of solder to be used for each size of cable. Package of 10.



ALL76131

- ALL76131..... Slug For 2 Gauge Terminals
- ALL76132 Slug For 4 Gauge Terminals

Ring Terminals

Use to repair or build custom length battery cables, or when installing a battery disconnect switch. Terminals may be crimped or soldered to wire. Sold in pairs with heat shrink sleeving for a waterproof connection.



Wire Size	5/16" Hole	3/8" Hole	1/2" Hole
2 Gauge	ALL76116	ALL76117	ALL76128
4 Gauge	ALL76118	ALL76119	ALL76129

Impact Crimper ALL76135

Excellent for permanently crimping standard cable ends to battery cables.



Ground Stud ALL76147

Steel ground stud welds to round tubing providing a secure location for mounting a negative battery cable. Weld stud directly to the chassis or create a secure ground wire location in the foot box or engine compartment. Stud accepts battery cables with 3/8" ring terminals.

NEW!



Gold Battery Terminals

Terminals are machined from solid brass stock, 24k gold plated for maximum conductivity and feature 5/16" fasteners to secure battery cables with ring terminal ends. Top post terminals have additional provisions for attaching accessory or ground wires for a clean appearance. Sold in pairs.

ALL76120 Top Post
ALL76122 Side Post



Battery Terminal Covers ALL76150

Covers slip over battery cables and cover battery terminals to prevent accidental shorting. Fit most top post mount batteries. Required by many sanctioning racing bodies. Package of 2 includes one black and one red cover.



Battery Cable Boots

ALL76154

Battery cable boots can be used for a variety of applications including covering battery terminals on smaller terminal batteries and starter solenoid connections. Boots have an opening that will accept up to 2 gauge cable. Sold as a pair, one red and one black.



Battery Cable Thru Stud

ALL76142

Run battery cable through firewall or any body panel safely. 3/8"-16 thread.



Firewall Cable Bushing

Mounts securely to the firewall and locks onto the wire for a waterproof and vibration proof seal.

ALL76137 2 Gauge
ALL76138 4 Gauge



Battery Disconnect Panel

ALL80129

Aluminum panel is pre-drilled and labeled with on/off to easily identify the position of most standard battery disconnects. Panel features four 3/16" mounting holes and a 3/4" disconnect mounting hole. **NEW!**



Battery Disconnect Switches

Battery disconnect switches control electrical supply to the vehicle, allowing vehicle to be shut down in an emergency or to secure vehicle when not in use. Disconnects are offered as a single pole version and a double pole with two separate circuits for vehicles equipped with an alternator.

Standard Duty Switch With Decal

Standard duty switch mounts in a 3/4" hole in a panel up to 1/4" thick and includes a decal to indicate on/off position. Switch has 3/8"-24 terminals and is rated at 175 amps continuous duty. Double pole switch also has #10-32 studs rated at 20 amps continuous duty.

ALL80156 Switch w/Decal (Single Pole)*
ALL80157 Switch w/Decal (Double Pole)†
ALL99045 Replacement Decal



Standard Duty Switch With Panel

Standard duty switch is pre-mounted in a 2-3/4" x 3-1/4" aluminum panel with bright screen printed graphics to indicate the on/off position. Switch has 3/8"-24 terminals and is rated at 175 amps continuous duty. Double pole switch also has #10-32 studs rated at 20 amps continuous duty.

ALL80158 Switch w/Panel (Single Pole)*
ALL80159 Switch w/Panel (Double Pole)†



Severe Duty Switch With Decal

Heavy duty switch mounts in a 3/4" hole in a panel up to 1/4" thick and include a decal to indicate on/off position. Switch has 1/2"-20 terminals, is rated at 300 amps continuous duty and is sealed to resist weather and help prevent internal corrosion. Double pole switch also has #10-32 studs rated at 20 amp continuous duty.

ALL80154 Switch w/Decal (Single Pole)*
ALL80155 Switch w/Decal (Double Pole)†
ALL99045 Replacement Decal



***Single Pole Disconnect** has two terminals and is recommended for vehicles not using an alternator that needs ability to be shut down in an emergency or when securing a vehicle by shutting off all power to the vehicle. Note: When attempting to shut down a vehicle with an alternator using a single circuit battery disconnect, the alternator may continue supplying power to the vehicle ignition system, allowing vehicle to continue to run.

†**Double Pole Disconnect** has four terminals with two separate circuits, which is recommended for a vehicle with an alternator that needs to be shut down in the event of an emergency.

Battery Disconnect Boots

Protect the terminals on battery disconnects from being accidentally shorted.

ALL76152 Red, 2-Pack
ALL76153 Black, 2-Pack



Street Performance Chevy Mini-Starter **ALL80525**

SB Chevy clockable starter has twelve mounting positions and is a good choice for street engines including crate motors. Starter has 1.4kw permanent magnet and weighs only 7.5 lbs. Clears most kickout oil pans and works with 153- and 168-tooth flywheels or flexplates. Use with compression ratios up to 10.5:1. Mounting bolts and shim kit included.



Replacement Parts

ALL80526..... Starter Solenoid
ALL80527..... Bolts And Shims

Chevy Mini-Starter **ALL80520**

It's smaller, lighter and offers several mounting options. Perfect starter for race cars with clearance problems in the chassis or around header pipes. Chevy 153- and 168-tooth applications. Starter has 1.4kw permanent magnet, weighs just 9.6 lbs. and includes bolts and shims.



Replacement Parts

ALL80521..... Starter Solenoid
ALL80522..... Starter Drive Assembly
ALL80523..... Starter Pinion
ALL80524..... Bolt And Shim Kit

Chevy Mini-Starter **ALL80515**

3HP high-torque gear reduction, block mount Chevy mini-starter. In-line mounting block will fit either 153- or 168-tooth flywheels and has rotation holes for added clearance. Mounting bolts and shim kit included.



GM LS Mini-Starter **ALL80516**

Block mount GM LS gear reduction mini-starter works with 168-tooth flywheels and provides increased starting performance over OE style starters. Starter features a 3-position mounting block which allows the starter motor to be rotated for additional clearance around exhaust and frame obstructions. A high torque, 3HP motor combined with 3.75:1 gear reduction is ideal for engines with up to 11:1 compression ratio.



Replacement Part

ALL80521..... Starter Solenoid

Bert/Brinn Starter **ALL80530**

Bert/Brinn Starter can handle up to 16:1 compression. 4.4:1 gear reduction starter has a 1.4kw motor that produces 1.9 horsepower and 200 ft./lbs of torque.



Heavy Duty Bert/Brinn Starter **ALL80532**

Heavy duty starter with a 3HP motor is designed to handle up to 16:1 compression engines.



Universal Heat Wrap **ALL34238**

Heat resistant material measures 7" x 22", making it ideal for wrapping starter motor, or other components that are close to high heat areas. Wrap features a reflective material on one side to protect against radiant heat and includes two 24" long stainless steel tie wraps for securing material.



Starter Solenoid **ALL76203**

Ford-style solenoid is perfect for use with high torque racing starters. Flat base eases mounting, and a remote under-hood starter switch or timing light hook-up can be easily adapted. Solenoid is offered separately, or may be ordered with installation kit (ALL76202) that includes wiring, terminals and hardware.



Solenoid And Installation Kit **ALL76202**

Relocate starter solenoid away from direct engine heat to provide easy access and eliminate hot start problems common on General Motors vehicles. An under hood starter switch can also be added. Includes standard duty, Ford-style solenoid, mounting screws, terminals and wiring kit.



Related Part

ALL76201..... Installation Kit Only

Solenoid Jumper Wires

Jumper wire completes the circuit to the starter solenoid when using remote mounted solenoids such as ALL76203.



ALL76208..... Jumper Wire With Spade Terminal
ALL76209..... Jumper Wire With Ring Terminal

Remote Starter Button **ALL76206**

Kit includes a low profile, steel cased foot pedal with 8 foot cord and assorted wire ends to work with many applications. Provides hands free engine cranking when adjusting valves.



Electrical Outlets

Universal outlets provide remote 110V connection when powering block heaters, tank heaters or other accessories mounted in a race car. Outlets accept standard three prong extension cords and mount directly into decking or to a chassis mounted bracket. ALL76432 and ALL76436 outlet kits are prewired with 5 feet of 14 AWG wiring.



ALL76436

- ALL76430..... Outlet
- ALL76432..... Outlet w/Wiring
- ALL76434..... Covered Outlet
- ALL76436..... Covered Outlet w/Wiring



ALL76432

Brackets For Electrical Outlet And Quick Disconnect

Steel bracket mounts to the chassis, providing a single convenient location to install an electrical outlet and a battery quick disconnect (ALL76320).



ALL60352

ALL60353

- ALL60352..... Weld-On Bracket
- ALL60353..... Bolt-On Bracket

Electrical Connectors Sold Separately



Battery Quick Disconnects

Disconnects provide a connection for battery charging, or for quick battery changes during a race. Prevent accidental reverse polarity. Choose from 50 or 175 amp ratings. Sold in pairs and include cable terminals.



- ALL76320..... 50 Amp Gray Disconnects, 1 Pair
- ALL76322..... 175 Amp Red Disconnects, 1 Pair

Replacement Parts

- ALL76321..... 6 Gauge Terminals For ALL76320, 1 Pair
- ALL76323..... 2 Gauge Terminals For ALL76322, 1 Pair

Bracket For Quick Disconnects

ALL60350

Steel bracket mounts battery disconnect (ALL76320) to the bend on the underside of deck panels found on late models and modifieds.



Quick Disconnect Covers

Covers install over the end of the quick disconnects to help prevent dirt and debris from entering the connections. Covers have a built in lanyard to keep the cover close to connector and for easy assembly.



- ALL76324..... Cover For 50 Amp Quick Disconnect
- ALL76325..... Cover For 175 Amp Quick Disconnect

Quick Connect Battery Charging Posts

Two-piece, color-coded connectors make safe, out-of-car connection to battery charger quick and easy. Female ends have 1/2"-20 threaded studs that connect to battery cables and pass through a 5/8" hole in a panel up to 1/8" thick. Male ends of connectors fit on battery charger cables. Shafts are tapered for tight, secure connections.


- ALL76300..... Red
- ALL76310..... Black
- ALL76301..... Red Female Connector Only
- ALL76302..... Red Male Connector Only
- ALL76311..... Black Female Connector Only
- ALL76312..... Black Male Connector Only



Battery Charging Posts

Mount remote charging posts through a body panel for access to battery terminals and quick, easy, battery charging. Posts have 3/8" studs and have color coded caps for safety. Posts require a 1.25" mounting hole.

- ALL76139..... Kit (1 Red And 1 Black)
- ALL76140..... Red Post Only
- ALL76141..... Black Post Only



Charging Post Bracket ALL60064

Securely mount Allstar charging posts on vehicles where battery is not easily accessible. Pre-drilled holes allow quick mounting to frame or body. Double-D hole design positions posts close together, but provides enough room for charging or jumper cable clamps. Charging posts sold separately. (ALL76140 and ALL76141).



GM Single Wire Alternators

Completely remanufactured GM Delco single wire alternators are easily hooked-up. Housings are natural finish aluminum. Choose from 63 or 80 amp capacities.

- ALL80500..... 63 Amp, Full Size, 10.3 Lbs.
- ALL80501..... 80 Amp, Compact Size, 9 Lbs.



ALL80500

GM Single Wire Chrome Alternator ALL80505

Chrome finish, single wire GM alternator with aluminum housing has a 100 amp capacity.



Stewart Friesen

Photo: Brent Smith



Gauge Panels



Gauge panels are completely assembled, pre-wired, and include lighted mechanical gauges, warning indicator lights with senders to alert you of problems, detailed instructions and installation template. Select from panels fitted with Allstar, Auto Meter Sport-Comp, Ultra-Lite or Pro-Comp liquid-filled 2-5/8" gauges. Panels are available in two, three, or four gauge configurations.

- Two-Gauge Panels Are 4-1/2" Tall x 7-1/4" Long. Gauges: Oil Pressure And Water Temperature
- Three-Gauge Panels Are 4-1/2" Tall x 10-1/2" Long. Gauges: Oil Pressure, Water Temperature And Oil Temperature Or Fuel Pressure
- Four-Gauge Panels Are 4-1/2" Tall x 13-3/4" Long. Gauges: Oil Pressure, Water Temperature, Oil Temperature And Fuel Pressure.

Note: Fuel pressure isolator such as Autometer ATM5282 or Mallory MAL29806 is always recommended when mounting a fuel pressure gauge inside vehicle.

Part No.	Description
Allstar	
ALL80090	2 Gauge Panel OP/WT
ALL80091	3 Gauge Panel OP/WT/OT
ALL80092	3 Gauge Panel OP/WT/FP
ALL80093	4 Gauge Panel OP/WT/OT/FP
Auto Meter Sport Comp	
ALL80110	2-Gauge (OP/WT)
ALL80112	3-Gauge (OP/WT/OT)
ALL80113	3-Gauge (OP/WT/FP)
ALL80114	4-Gauge (OP/WT/OT/FP)
Auto Meter Ultra-Lite	
ALL80115	2-Gauge (OP/WT)
ALL80119	4-Gauge (OP/WT/OT/FP)
Auto Meter Pro-Comp (Liquid Filled)	
ALL80120	2-Gauge (OP/WT)
ALL80122	3-Gauge (OP/WT/OT)
ALL80123	3-Gauge (OP/WT/FP)
Replacement Parts	
ALL80134	Auto Meter Fuel Pressure Gauge Sport Comp 15 PSI
ALL80135	Auto Meter Fuel Pressure Gauge Ultra Lite 15 PSI
ALL80136	Auto Meter Fuel Pressure Gauge Pro Comp 15 PSI
ALL80125	2-Gauge Mounting Panel, 4-1/2" x 7-1/4" (OP/WT)
ALL80126	3-Gauge Mounting Panel, 4-1/2" x 10-1/2" (OP/WT/OT)
ALL80127	3-Gauge Mounting Panel, 4-1/2" x 10-1/2" (OP/WT/FP)
ALL80128	4-Gauge Mounting Panel, 4-1/2" x 13-3/4" (OP/WT/OT/FP)

Mechanical Gauges

Allstar Performance 2-5/8" mechanical gauges feature a full 270 degree sweeping needle, silver faced back-ground, black bezel and are backlit for easy reading even during low light conditions. Perfect for building custom dash panels or when adding mechanical gauges to replace existing gauges or warning lights.



- ALL80095..... Oil Pressure Gauge 0-100 PSI
- ALL80096 Water Temperature Gauge 140-280°F
- ALL80097..... Oil Temperature Gauge 140-340°F
- ALL80098 Fuel Pressure Gauge 0-15 PSI
- ALL80099 Volt Gauge 8-18V
- ALL99145 Replacement Bulb, Socket And Pigtail

LED Bulbs For Gauge Panels

ALL99147

LED bulbs offer a brighter lighting solution and will hold up much longer than standard incandescent bulbs on 16 volt systems. Bulbs replace standard 53 bulbs and fit gauge backlight and warning light sockets on all Allstar gauge panels. Package of 2.



Warning Lights

Warning lights or indicator lights inform the driver of a possible problem before major damage occurs when used with temperature or pressure switches. Lights snap into a 3/4" hole in material up to .065" thick. Lights have standard male blade electrical connections and are designed for 12V systems.



- ALL99062..... Amber Light
- ALL99063..... Blue Light
- ALL99064 Green Light
- ALL99065..... Red Light

Temperature Switches

Temperature switches are commonly used to turn on indicator lights to warn the driver of a possible overheating condition. Switches complete a circuit to ground when the pre-set temperature is reached so they may also be used to control a relay for electric fans. Switches have male 1/2"-14NPT threads and a standard male blade electrical connector.



- ALL99057..... 235°F
- ALL99056..... 280°F

Pressure Switches

Pressure switches are commonly used to turn on indicator lights warning of a low pressure condition to help prevent engine damage. Switches complete a circuit to ground until the pre-set pressure is reached. Switches have male 1/8"-27NPT threads and a standard male blade electrical connector.



- ALL99058..... 4 PSI
- ALL99059..... 20 PSI

Water Pressure Warning Kit

ALL80250

Warning kit senses pressure in the cooling system and alerts driver of a problem when coolant pressure drops below 4 PSI. In the event of coolant loss (i.e. blown radiator hose), the temperature gauge probe is no longer surrounded by coolant to detect the engine temperature. This will lead to a false temperature gauge reading and major engine damage.



Tel-Tac Mount ALL81332

Aluminum mount accepts Tel-Tac digital tachometers and recesses into a dash for clean finished look. Mount attaches to backside of dash with quick turn fasteners (buttons sold separately) for simple tachometer removal and installation.



Switch Panels

Designed with the racer in mind, panels feature well marked switches and indicator lights. Units are completely wired for easy installation and include detailed instructions. Choose from panels with standard or weatherproof switches. Panels are 2-5/8" wide by 3-3/4" tall.

Switch Panels With Standard Switches



ALL80140
ALL80150

ALL80141

ALL80142

ALL80146

- ALL80140..... Panel Without Light
- ALL80141..... Panel With Flip-Up Cover
- ALL80142..... Panel With Light
- ALL80146..... Panel With Two Switches
- ALL80150..... Magneto Ignition Panel

Switch Panels With Weatherproof Switches



ALL80160

ALL80162

ALL80164

- ALL80160..... Panel Without Light
- ALL80162..... Switch Panel, One Switch, Panel With Light
- ALL80164..... Switch Panel, Two Switch, Panel With Two Lights

Weatherproof Switch Panel

ALL80165

Compact three switch panel has sealed weatherproof toggle switches for use in open cockpit vehicles or when exposed to harsh conditions. Panel measures 2-1/2" tall x 4-5/8" wide and includes one momentary start switch, one ignition switch and one accessory switch. Switches are rated up to 20 amps and each circuit includes 60" of 14AWG wire for easy connections.



Fused Switch Panel

ALL80138

Universal 4" x 7" switch panel includes one momentary start switch, one fused ignition switch and four fused accessory switches. Ideal for many motorsports applications, this panel features separately fused and switched circuits for a variety of uses including electric fuel pumps, water pumps, cooling fans, brake duct fans, and lighting. Individual circuits are rated up to 20 amps and include pre-terminated pigtails for easy connection.



Spiral Corded Momentary Buttons

Buttons are designed for fast, consistent and reliable trans-brake release. Sealed spiral cord leads are ideal for steering wheel mounting or into a 5/8" hole. Momentary buttons may also be used in many other applications such as nitrous and line lock systems. 18" spiral cords stretch to approximately 5'.



- ALL80180..... Cord With Small Green Button
- ALL80181..... Cord With Large Red Button

Toggle Switches

On/off, two-position toggle switches are used in Allstar Performance ignition panels. Rated up to 20 amps.

- ALL80175..... Standard Switch
- ALL80176..... Weatherproof Switch
- ALL80177..... Weatherproof Switch With Momentary Start



ALL80176
ALL80177

Toggle Extensions

Toggle extensions increase the length of toggle switches in Allstar switch panels and other switches with a standard type end. Push-on extensions are 1-7/8" long, offered in red or black. Package of 2.



- ALL80167..... Red
- ALL80168..... Black

Toggle Switch Cover ALL99068

Covers help seal out the elements of standard switch covers and have a molded-in brass nut to secure tight to the switch.



Starter Button ALL99069

This same momentary-on starter button used in Allstar Performance switch panels is a good alternative to a key style starter switch. Button mounts in a 5/8" hole and has #8 terminal mounting screws. Rubber boot threads on after installation to help seal out the elements.



Remote Starter Button Shroud Kits

Kit mounts a remote starter button directly to chassis tubing. Kit includes a shroud to help protect against accidental activation, tab, and starter button.

- ALL60360..... Welded Kit
- ALL60361..... Unwelded Kit



Indicator Lights

Indicator lights are used in Allstar Performance ignition panels to indicate when the ignition or an accessory is on. Lights may be used in a variety of other applications as needed. Lights snap into 1/2" holes in up to .065" thick material, have ring terminal connectors and are designed for 12V systems.



- ALL99066 Red
- ALL99146..... Green

Street/Strip Distributors


These distributors are a great choice for street/strip applications: A performance distributor combined with the added benefit of an adjustable vacuum advance for street use. Simple three wire connection only requires a 12V power source and an external coil such as the ALL81232, which is designed specifically for ready to install distributors. The small bodied design is perfect for early muscle cars where firewall clearance is often a concern. CNC-machined 6061-T6 aluminum housing has a sealed upper support bearing and an extra-long lower bronze bushing for smooth operation and accurate timing at higher RPMs. Distributors include a molded cap and rotor with brass and stainless steel contacts, a vacuum advance lock out, a mechanical curve kit with advance springs and stop bushings, spark plug wire retainer cap with screws and instructions.

- ALL81222 Chevrolet V8*
- ALL81240 Ford V8 221-302
- ALL81242 Ford V8 351W
- ALL81244 Ford 351C, 400C/M, 429-460
- ALL81252 Ford V8 332-428 FE
- ALL81254 Pontiac V8 326-455

*Excluding 348-409 CID

Note: Distributors include melonized drive gears compatible with most flat tappet or hydraulic roller camshafts. If used with a mechanical roller camshaft, a bronze or other compatible gear should be used as recommended by cam manufacturer.

Replacement Parts



- ALL81224 Cap And Retainer (Chevrolet)
- ALL81226 Cap And Retainer (Ford)
- ALL81225 Rotor
- ALL81228 Magnetic Pick-Up
- ALL81229 Complete Module Assembly Chevrolet
- ALL81227 Complete Module Assembly Ford

High Output Coil ALL81232

High output coil is specifically designed for use with the high output inductive storage ignition module found in Allstar Performance Street/Strip series distributors. Delivering up to 40,000 volts, this coil has a male secondary tower which offers superior boot and terminal retention and brass primary terminals for maximum conductivity. Includes mounting hardware, ring terminals and high temperature silicone boot.



High Performance Distributors For Use With Ignition Box

This high performance distributor is an excellent choice for many types of motorsports. Requires an aftermarket ignition box (such as an MSD, Accel, Crane or Mallory) and an external coil such as ALL81230. Housing is CNC-machined 6061-T6 aluminum with an upper support bearing and an extra-long lower bronze bushing for smooth operation and accurate timing at higher RPMs. Distributor includes a molded cap and rotor with brass and stainless steel contacts, a mechanical curve kit with advance springs and stop bushings, manifold gasket, housing O-rings, spark plug wire retainer cap with screws and instructions.

- ALL81220 Chevrolet V8*
- ALL81216 Chevrolet V8* w/Vacuum Advance
- ALL81221 Chevrolet V8* w/Adjustable Collar
- ALL81218 Chevrolet V8* w/Adjustable Collar, Dual Pick-Up
- ALL81246 Ford V8 221-302
- ALL81248 Ford V8 351W
- ALL81250 Ford V8 351C, 400C/M, 429-460

*Excluding 348-409 CID

Note: Distributors include melonized drive gears compatible with most flat tappet or hydraulic roller camshafts. If used with a mechanical roller camshaft, a bronze or other compatible gear should be used as recommended by cam manufacturer.


Replacement Parts



- ALL81224 Cap And Retainer (Chevrolet)
- ALL81226 Cap And Retainer (Ford)
- ALL81225 Rotor
- ALL81228 Magnetic Pick-Up

CD Ignition Coil ALL81230

High output ignition coil is specifically designed for use with capacitive discharge ignition systems. 40,000 volt coil is recommended for use with Allstar Performance HP series distributors. Sturdy, high impact housing is epoxy filled to protect against vibration. Extruded aluminum bracket eases mounting. Mounting hardware, anti-vibration mounting pads, ring terminals and high temperature silicone boot are included.



Andy McDermid

Photo: Matt Hauch

Chevy HEI Performance Distributors

Distributors have high output coils and adjustable vacuum advances, perfect for upgrading stock HEI distributors for higher RPM. Fit small and big block Chevy (except 348 and 409). Housings are CNC-machined 6061-T6 aluminum with an upper support bearing to provide accurate timing at higher RPM. Include snap-on spark plug wire retainer and instructions.

ALL81200 Distributor With Coil And Red Cap
 ALL81202 Distributor With Coil And Black Cap



ALL81200

Replacement Parts



ALL81204



ALL81212



ALL81206



ALL81207

ALL81204 Distributor Cap, Red
 ALL81205 Distributor Cap, Black
 ALL81206 Distributor Rotor
 ALL81207 Coil
 ALL81208 Module
 ALL81210 Coil Cover, Red
 ALL81211 Coil Cover, Black
 ALL81212 Wire Retainer, Red
 ALL81213 Wire Retainer, Black



ALL81210



ALL81208

HEI Connectors

The proper connector when repairing or wiring HEI ignition systems. Connectors have a built-in retaining clip same as originals to secure connector to ignition cap. The included pigtail wires are also the correct gauge for easy installation.

ALL81214 12V Ignition Connector
 ALL81215 Tach Connector



ALL81214

HEI Advance Curve Kit

ALL81300

Advance kit fits all '74-79 GM HEI distributors except those that are computer controlled. Includes two weights, center plate, three sets of color-coded springs, two pairs of nylon bushings and complete instructions.



Jeep/AMC 6 Cylinder Performance Distributor ALL81255

Replace troublesome point or OE computer controlled distributors in most 3.8L and 4.2L engines with a more reliable electronic ignition distributor, plus an adjustable vacuum advance. Three wire connection requires only a 12v power source and an external coil such as the ALL81232 or ALL81234. Distributors include a molded cap and rotor with brass and stainless steel contacts, a vacuum advance lock out, a mechanical curve kit with advance springs and stop bushings, spark plug wire retainer and installation instructions.

NEW!



Low Profile Chevy Distributor Hold Down ALL27505

Strong, steel hold-down clamp with gold iridite finish fits small and big block Chevy V8 and 90° Chevy V6. Flat design provides extra distributor clearance and easy access to hold down fastener. Stud and nut included.



Chevy Distributor Hold Down

Aluminum hold-down keeps distributor secured at high RPM. Fits small or big block Chevy V8 and 90° Chevy V6. Stainless steel stud, nut and washer are included. Choose blue, clear or red anodized.



Description	Blue	Clear	Red
Chevy Distributor Hold Down	ALL27502	ALL27503	ALL27504

Chevy Distributor/Magneto Hold Down ALL27500

Aluminum hold down fits most aftermarket distributors and magnetos. An Allen head bolt prevents distributor from turning in the clamp so distributor can be removed and reinstalled without resetting the timing. Fits all Chevy V8 except 348-409. Will not fit Mallory magnetos.



Iron Distributor Gears

Melonized or Melonite coated gears are direct replacement for Allstar Performance and other stock and performance distributors. Iron gears are suitable for applications using high volume oil pumps.

ALL81308 0.491" Dia. Shaft Chevy V8
 ALL81309 0.500" Dia. Shaft Chevy V8
 ALL81316 0.468" Dia. Shaft Ford 221-302
 ALL81317 0.531" Dia. Shaft Ford 351W
 ALL81318 0.531" Dia. Shaft Ford 351C, 400C/M, 429-460



Bronze Distributor Gears

When installing a steel billet roller camshaft, a bronze distributor gear must be installed in place of the original cast iron gear. Gears made of premium aluminum bronze offer high strength to withstand the stresses created by high pressure oil pumps. Roll pins are included.

ALL81310 0.491" Dia. Shaft
 ALL81311 0.500" Dia. Shaft
 ALL81315 Replacement Distributor Gear Roll Pin




Taylor Cook

Photo: Jim DenHamer



CD Ignition Coil ALL81230

High output ignition coil is specifically designed for use with capacitive discharge ignition systems. 40,000 volt coil is recommended for use with Allstar Performance HP series distributors. Sturdy, high impact housing is epoxy filled to protect against vibration. Extruded aluminum bracket eases mounting. Mounting hardware, anti-vibration mounting pads, ring terminals and high temperature silicone boot are included.



High Output Coil ALL81232

High output coil is specifically designed for use with the high output inductive storage ignition module found in Allstar Performance Street/Strip series distributors. Delivering up to 40,000 volts, this coil has a male secondary tower which offers superior boot and terminal retention and brass primary terminals for maximum conductivity. Includes mounting hardware, ring terminals and high temperature silicone boot.



Canister Style Ignition Coil ALL81234

45,000 volt, oil filled coil for electronic breakerless ignitions has low primary resistance and 112:1 turn ratio for improved throttle response and more power at higher rpms. Coil fits all standard O.E.M. brackets or Allstar ALL81236 coil bracket.



Coil Mounts

Use this lightweight, anodized aluminum bracket to mount canister type ignition coil to chassis quickly and securely.
 ALL81320 Mount For 1-1/2" Tubing
 ALL81322 Mount For 1-3/4" Tubing
 ALL81324 Flat Mount



Coil Bracket ALL81326

Universal coil mount for standard size canister style ignition coils up to 2-1/4", includes threaded cross bolt to aid in mounting.



LS Ignition Coils

Direct replacement 40,000V coils are a good choice when upgrading the OE ignition system in high performance applications or when power adders are used. Sold each.
NEW!
 ALL81400 1997-05 LS1/LS6 (Delco D580)
 ALL81401 1999-07 4.8/5.3/6.0L Truck (Round Style Delco D585)
 ALL81402 1999-07 4.8/5.3/6.0L Truck (Square Style Delco D581)
 ALL81403 2005-13 4.8/5.3/6.0/6.2/7.0L (Delco D510C/D514A)



LS Coil Mounting Brackets ALL26212

LS coil mounting brackets are black steel and sold as a pair.



MSD Box Mount ALL81330

Box mount provides a quick release method for replacing MSD6420, 6425, 6430 and other ignition boxes with 7-1/2" x 3-1/2" center-to-center mounting dimensions. Kit includes aluminum box mount, four quick turn fasteners, springs and 1/8" aluminum rivets.



Ground Straps

The number one problem with electrical systems is often related to poor ground connections. Perfect for various 6 or 12 volt grounding applications. Flexible, braided copper 12 gauge ground straps are 5/16" wide and have 3/8" non-insulated ring terminals on each end.
 ALL76330 9" Long
 ALL76332 12" Long



Blount Motorsports

Photo: RW Motorsports



James Shipka

Photo: Robin Beachy

Spark Plug Index Shims



Stackable shims index spark plugs at 30° intervals up to 360°, properly positioning ground strap in cylinder head for increased power and clearance between spark plug and piston. Shims are intended for use with 14mm flat seat spark plugs only. Package of 24 shims contains 12 silver 60°, 12 black 90°, detailed instructions and dial chart.

ALL96505..... Shim Kit, Standard O.D. (.800")
 ALL96506..... Shim Kit, Small O.D. (.720")*

*Shims are designed for close tolerance spark plug pockets such as those on ALL-PRO cylinder heads.

Spark Plug Indexing Tool ALL96510



Indexing positions the ground strap of the spark plug properly for best piston dome clearance and un-shrouds the electrode for a more even burn and possible gains of 5-15 horsepower. Works with flat gasket or taper seat 14mm spark plugs. Includes instructions.

Spark Plug Gap Tool ALL96515



Used to set consistent plug gap. Insert plug into holder, then put feeler gauge between ground strap and electrode. Gently turn knurled knob until feeler gauge is snug.

Spark Plug Gap Tool Kit ALL96516



Spark plug gap tool quickly and accurately gaps 14mm threaded spark plugs. Thread spark plug into tool, place the correct size feeler gauge beneath the ground strap then tighten knob to set plug gap. Includes 17 different feeler gauge sizes .010" thru .035".

Coil Wire Kits



Kit includes 36" of 8mm spiral core race wire, ends, connectors, and wire stripping/crimp tool.
 ALL81380..... Kit Without Sleeving
 ALL81381..... Kit With Sleeving

Spark Plug Race Wire Sets



Custom length SBC wire sets feature 8mm spiral core race wire with pre-terminated ends and universal coil wire. Sets feature shrink sleeved ends and cylinder identification numbers.

ALL81365..... Set Without Sleeving, Under Header
 ALL81366..... Set Without Sleeving, Over Valve Cover
 ALL81370..... Set With Sleeving, Under Header
 ALL81371..... Set With Sleeving, Over Valve Cover

Universal Spark Plug Race Wire Sets



Universal length 8mm spiral core wire sets include a non-terminated end, ends and boots for a build to length option.

ALL81360..... Set With 90° HEI Ends
 ALL81361..... Set With 135° HEI Ends

Spark Plug Boot Sleeves



Fiberglass braided sleeves are heat resistant to protect spark plug boots from header heat up to 1,200°F. 7-1/2" long sleeves slide over a variety of boots.

ALL34272..... Natural, 8-Pack
 ALL34273..... Natural, 2-Pack
 ALL34274..... Black, 8-Pack
 ALL34275..... Black, 2-Pack

SB Chevy

Spark Plug Wire Loom Set ALL81340



Polished aluminum spark plug wire loom fits wires up to 9.5mm. Includes mounting hardware. Engines with center bolt style valve covers require ALL81341 mounting kit. Package of 2.

Note: may not clear oil dipstick or exhaust manifolds on some later model engines with "log" style manifolds.



Related Item

ALL81341..... Mounting Kit For Centerbolt Covers



Spark Plug Wire Separator Set ALL81345



Black plastic set will fit up to 9mm wires. Includes two of each 2-, 3- and 4-hole separators.

Spark Plug Wire Retainer ALL81350



No more melted plug wires from hot exhaust. These aluminum retainers will neatly mount separated 4-wire sets to the front or rear of cylinder head. Package of 2.

6 Qt. Claimer Oil Pans And Pick-Up

Small block Chevy pans have a 6 quart capacity and are 7" deep. Two swinging trap doors and a built in baffle provide consistent oil control. Oil pan fits pre-'86 blocks with 2-pc rear main seal.



ALL26132

ALL26132 L.H. (Driver's Side) Dipstick
 ALL26133 R.H. (Passenger's Side) Dipstick
 ALL26134 Pick-Up For Use With Standard Volume Pumps
 ALL26135 Pick-Up For Use With High Volume Pumps

Magnetic Drain Plug **ALL87040**

Replacement plug for standard 1/2"-20 drain holes has a magnetic end to capture small particles in oil or to help identify a problem early.



SB Chevy Rear Main Seal Adapters

Billet aluminum adapter allows installation of a two-piece style crankshaft seal and early (pre-1986) crankshaft into a 1986 and newer SB Chevy (pre-LS) engine. Adapters include mounting hardware. Alignment tool ALL26127 (sold separately), is recommended to ensure proper installation and centering of adapter plate.



ALL26125 Seal Adapter For Early (Pre-'86) Oil Pan
 ALL26126 Seal Adapter For Late (86'-Up) Oil Pan
 ALL26127 Alignment Tool

Main Bearing Spacer Kit **ALL26124**

Use main bearing spacers to install Chevy 350 crank in a 400 block.




Balancing Plate **ALL26120**

Install between crankshaft flange and flexplate to use a Chevy 350 flexplate or flywheel with a 400 crank.



Plastigage® Kit **ALL96475**

Plastigage strings are a simple and accurate way to verify crankshaft, main and rod bearing clearances. Kit includes two green .001" to .003" and one red .002" to .006" (12" long strings) individually packaged inside calibrated sleeves. Detailed instructions are included.



Oil Filter Adapters

Oil filter adapters are a stock replacement mount for securing oil filter to engine block when rebuilding or replacing an engine.



ALL92000..... Fits Most 1968-96 SB Chevy Including LT1, And 1968-90 Gen IV BB Chevy Engines. Aluminum Adapter With Bypass Valve Bolts To Block And Has 13/16"-16 Threads To Accept Oil Filter
 ALL92001 Bolt Kit For ALL92000, 2-Pieces
 ALL92003..... Fits Most SB Ford 302-351W Engines. Adapter Threads Into Block With 1-1/16"-12 Threads, And Has 3/4"-16 Threads To Accept Oil Filter
 ALL92004..... Fits Most Gen V And VI 1991-Up BB Chevy Engines. Adapter Threads Into Block With 1"-12 Threads, And Has 13/16"-16 Threads To Accept Oil Filter

In-Line Oil Filter

Aluminum in-line oil filter housing includes a specially made hi-flow high performance Wix filter element. Hex end caps disassemble for easy cleaning and have O-rings for a leak-proof seal. CNC-machined clear anodized housing is 7-3/4" long x 2-1/2" diameter.



ALL92040..... -16AN Fittings
 ALL92041 -12AN Fittings

Related Parts

ALL92043..... Replacement Filter Element
 ALL92044..... 1-1/2" Bracket
 ALL92045..... 1-3/4" Bracket
 ALL92046..... Flush Mount Bracket

Engine Oil Pressure Primer Tank **ALL10535**

Primer tank supplies initial oil to the oil pump in engines equipped with a crank driven oil pump. Fill primer tank with engine oil then apply compressed air to force the fluid throughout the engine via the oil pressure sender/switch port to pre-lube the entire engine, including the oil pump. Tank features fill cap with safety pressure release slot (sealed by O-ring), an easy to read pressure gauge and a quarter turn on/off supply valve. The oil supply line is a durable 90" long steel braided hose with -4AN ends and includes a fitting with male 1/8"-27NPT threads. Adapter fittings sold separately.



Oil Filter Cutter

ALL10538

Tool removes the outer shell of most spin-on style engine oil filters to inspect the filter material for contamination or debris.



Aluminum Oil Inlet Fittings

Aluminum fittings adapt NPT to the AN threads commonly used when connecting oil lines and for other applications. Length stated is overall length. ALL90045 features two additional 1/8" NPT ports commonly used when plumbing valve spring oilers.

- ALL90048 3/8" NPT to -10AN, 3" Long
- ALL90043 1/2" NPT to -10AN, 3" Long
- ALL90046 1/2" NPT to -10AN, 4" Long
- ALL90044 1/2" NPT to -12AN, 3" Long
- ALL90045 1/2" NPT to -12AN, 3-1/2" Long (With 1/8" NPT Ports)



ALL90044 ALL90045

Inline Oil Temperature Tees

Install in the oil return line (pump-to-tank) to adapt a probe for an oil temperature gauge. All inline tees have 1/2" NPT threads for probe fittings and 1/4" holes for mounting.

- ALL90040 -10AN
- ALL90041 -12AN
- ALL90042 -16AN



Reducer Fittings

Reducer fittings are an economical way to reduce the male AN thread size on items such as oil coolers and inline temperature T-fittings.

- ALL90075 -10AN To -8AN
- ALL90076 -12AN To -10AN



SB Chevy Oil Restrictors

Oil restrictors reduce the amount of oil flow to the top of the engine, reducing the risk of evacuating the oil pan in continuous high rpm engines while allowing more oil to be directed to the main and rod bearings. Restrictors have a .055" I.D. hole and include two extra O-ring seals. Package of 2.

- ALL90070 SB/BB Chevy, Aluminum With Hex Head
- ALL90071 SB Chevy Bowtie Block, Steel With Allen Head

Note: Not recommended for hydraulic lifter engines.



ALL90071

Dart/Chevy SHP Oil Restrictors

Oil restrictors for use in Dart SB Chevy SHP blocks are specifically designed for the priority main oil system to reduce the amount of oil flow to the top of the engine, reducing the risk of evacuating the oil pan in continuous high rpm engines. Kit includes two restrictors, an extra O-ring and detailed installation instructions.

- ALL90072 Restrictor Kit With .090" I.D. Hole
- ALL90073[†] Restrictor Kit With .030" I.D. Hole

[†]Smaller port size may be modified as needed for preferred amount of oiling.



Sprint Car Dry Sump Tank Mounting Brackets

Mounting brackets are designed to mount 6" diameter tanks to the left front corner of standard small block Chevy engines. Commonly mounted with ALL38145 sprint motor plate, the upper bracket utilizes the water pump mounting holes and the lower bracket fastens to the early front engine mount mounting hole.

- ALL36092 Upper Tank Mount
- ALL36093 Lower Tank Mount



ALL36092

ALL36093

Immersion Heaters

Immersion style heater preheats oil in wet sump oil pan or dry sump tanks to reduce overall warm up time and improve lubrication during initial start up. 5/8" diameter stainless steel sleeve inserts into pan or tank and secures with a welded on 1/2" NPT brass screw-in fitting. 120-volt operation.

- ALL76415 4-3/4" Long Heater Element w/3' Long Cord, 400W
- ALL76416 7-1/2" Long Heater Element w/12" Long Cord, 250W



Heating Pads

High temperature silicone heating pads externally preheat oil in wet sump oil pans, dry sump tanks and automatic transmission pans, reducing overall warm up time and improving lubrication during initial start up. 3" cord, 120-volt operation.

- ALL76420 2"x15", Self Adhesive Pad, 200W
- ALL76422 5"x7", Self Adhesive Pad, 375W
- ALL76424 6"x12", hook and loop fastener Strapped Pad For 6" O.D. Tanks, 435W

WARNING! Do not plug heater in without being installed on tank or metallic surface to absorb heat. Element heats up quickly and damage will result.



ALL76422



Frank Heckenast

Photo: Zack Yost

Oil Coolers - Flange Mount

Adding an oil cooler to a vehicle increases engine life and reduces engine operating temperature. Engine oil not only lubricates but also removes a large amount of heat from the engine. Top engine builders recommend and often require use of an oil cooler. Coolers have a 1/2" NPT female bung commonly used for connecting a temperature sending unit or similar accessories and have built in flanges for mounting to the deck underside of most dirt late models, modifieds or other vehicles that would benefit from use of an oil cooler.



- ALL30146 Cooler With -10AN Fittings, 4" x 15" x 3-1/2" Tall For Most Wet Sump Systems
- ALL30145 Cooler With -12AN Fittings, 8-3/4" x 15" x 3-1/2" Tall For Most Dry Sump Systems

Oil Cooler Scoops

Scoop mounts to the deck of most race cars above the oil cooler forcing air through the oil cooler to aid cooling. Black plastic scoop has a carbon fiber look and measures 11" x 7" with a 3" tall opening and approximately a 1" mounting lip.



- ALL23228 Scoop With 7" Wide Opening
- ALL23229 Scoop With 11" Wide Opening

Linear Engine Oil Coolers

Finned aluminum coolers have 3/4" NPT ends and T-slots for easy mounting.

- ALL30142 3 Ft.
- ALL30143 4 Ft.
- ALL30144 5 Ft.



SB Chevy Lifter Valley Vents

Lifter valley vents positively vent the crankcase and eliminate oil drain-through and windage losses. When used with valley screens, vents prevent damage from broken valvetrain components. Vents have 1/4" NPT threads and a 9/16" hex head to ease installation. Package of 8.



Michael Brown

Photo: Blake Harris

Deck Mount Breather Tank

ALL36105

Spun aluminum tank has a flat top and mounts on the bottom side of your deck panel. Features a bottom breather, drain petcock on the side near the bottom and a 3/4" NPT female bung near the top. **NEW!**



Breather Tanks

Aluminum breather tanks are 11-1/2" x 3", include mounting bracket, clamp on breather element, drain, and one or two 3/8" NPT bung(s). ALL36109 can vent two systems. Ideal for dry sumps and rear ends.

- ALL36108 Tank With One Bung
- ALL36109 Tank With Two Bungs



ALL36109

Replacement Parts

- ALL36202 1-1/2" Washable Breather
- ALL99030 1/4" NPT Petcock
- ALL99031 3/8" NPT To 1/4" NPT Fitting

Mini Breather Tanks

Small capacity, spun aluminum tank will vent dry sump tank, transmission or rear end. Tank has a 1/4" NPT bung on bottom and a clamp style bracket for mounting to chassis tubing.

- ALL36140 Clamps To 1-1/2" Dia. Tubing
- ALL36141 Clamps To 1-3/4" Dia. Tubing
- ALL36103 Replacement Breather Element



ALL36140

Engine Diaper

ALL69011

Engine diaper will help contain engine oil and fragments if an engine failure occurs. Increase safety and reduce the chance of control loss due to debris on the racing surface. Diaper wraps around oil pan and secures to header bolts. Diaper is NHRA approved but is not designed for vehicles that require SFI approved diapers. Diaper features a sewn-in, non-replaceable oil absorbent pad and is 23" long x 12-1/2" high x 12" wide.



Replacement Parts

- ALL99043 Replacement Tabs, 4-Pack
- ALL99347 Replacement Buckle, 1 Set
- ALL69013 Engine Diaper Pad, 22" x 30"



ALL99043



ALL99347

LS Timing Cover Conversion Kit **ALL90090**

LS timing cover conversion kit adapts a standard small block Ford distributor into CT525 crate and LS series engines, allowing adjustment of timing and the mechanical advance curve and also provides an alternative to installing complete computer and fuel injection systems when placing a late model LS engine into an older street performance vehicle. Enjoy the performance and durability of the GM LS series engine with the simplicity and tune-ability of a distributor and carburetor. Kit includes all internal components and new timing cover for converting LS series engines to utilize a standard distributor ignition system and a carburetor with a belt driven or electric fuel pump.



SB Chevy Timing Cover **ALL90010**

Excellent replacement for distorted and leaky timing covers. Cover fits most popular standard small block Chevrolets.



SB Chevy Timing Cover (BB Chevy Seal) **ALL90012**

Black zinc plated steel timing cover is designed for small block Chevy fitted with an aftermarket crankshaft with a BB Chevy snout.



Related Part

ALL87282..... BB Chevy Timing Cover Seal

Aluminum Timing Covers

Polished cast aluminum covers resist warping and leaking that is common with OE style stamped steel covers. Recessed mounting holes are designed for button head fasteners (ALL99390) for proper installation. Covers clear most double roller style timing chains.

ALL90008 SB Chevy
ALL90009 BB Chevy



ALL90008



ALL90009

Related Part

ALL99390..... Timing Cover Fasteners

Timing Cover Seals

Seal works with stamped steel or aluminum covers.

ALL87280..... SB Chevy
ALL87282..... BB Chevy



ALL87280

Pontiac Aluminum Timing Cover **ALL90019**

Cast aluminum cover with timing marks includes water pump backing plate and two coolant inserts. Fits most 1969-79 Pontiac V8 engine models including 350, 400 and 455.



SB Mopar Timing Cover **ALL90028**

Aluminum timing cover fits most SB Mopar "LA" series blocks with driver's side timing marks including 273, 318, 340, and 360 CID engines.



SB Ford 302/351 Replacement Timing Covers



ALL90014

ALL90015

ALL90016

ALL90017

ALL90018

New cast aluminum stock replacement timing covers are available in several styles.

ALL90014..... Early Style, With Fuel Pump Mounting Boss And Dipstick Tube Opening

ALL90015..... 1995 Mustang/1996-01 Explorer/Mountaineer Rev. Rotation With Short Water Pump

ALL90016..... 1983-89 Cars/Trucks/SUV's, With ECC Sensor Mount And Fuel Pump Mounting Boss

ALL90017..... 1985-94 Mustang With EFI

ALL90018..... 1987-96 Trucks With EFI Reverse Rotation

BB Ford Timing Cover **ALL90029**

Aluminum timing cover fits most 429-460cid engines. Cover has provisions for a dipstick tube and mechanical fuel pump for early applications. A dipstick tube plug and a fuel pump block off plate for use with later model fuel injected engines are included.



Billet Timing Covers (For Sprint Cars)

Machined billet aluminum timing cover is lightweight, durable and weighs over one lb. less than cast aluminum covers. Fits major brand oil pumps. Mounting hardware included.

- ALL90080 Standard Cam
- ALL90081 Raised Cam



Aluminum Cam Seal Plates

Aluminum cam seal plate provides a reliable seal and tight fit.



Part No.	Size	Color	Application
ALL90085	2.103"	Black	GM Small Block
ALL90086	2.253"	Gold	Rodeck Block w/1.875 Roller Cam Bearing
ALL90087	2.310"	Blue	Most Blocks w/50mm Roller Cam Bearing
ALL90088	2.382"	Silver	Dart Small Block, Aluminum
ALL90089	-	-	Replacement Cam Plate Seal

Chevy Cam Lock Plate And Bolts **ALL90060**

Kit includes camshaft retaining plate with locking tabs and three alloy steel, 150,000 PSI bolts. Fits all small and big block Chevys.



Cam Button Spacers

Buttons limit lateral movement of the camshaft in engines without cam thrust plates and reduce friction for "free" horsepower. Machining of the cam sprocket may be required.



- ALL90050 SB Chevy Aluminum, Early With Flat Timing Cover
- ALL90052 SB Chevy Aluminum, Late With Indented Cover
- ALL90054 SB Chevy Roller Bearing
- ALL90053 BB Chevy Aluminum
- ALL90055 BB Chevy Roller

SB Chevy Cam Bearing Installation Tool **ALL96470**



For installing cam bearings quickly and easily without damage. Shaft is steel; pilot and driver are aluminum.

Crankshaft Keys

Replace worn crankshaft keys for proper timing gear and dampener positioning.

- ALL87030 Chevy Short, 2-Pack
- ALL87032 Chevy Long
- ALL87034 Chevy Vortec, LS1/LS2/LS6



SB Chevy Aluminum Gear Drive

ALL90000

Accurate valve timing is assured with the Allstar aluminum gear drive for the small block Chevrolet V8. Plate with built-in idler gear fits under most two-piece timing covers and includes crankshaft and cam gears, needle bearing sets for the front and rear of cam gear, four camshaft dowel pins, and five camshaft gear offset bushings for precise timing adjustments. Gear drive is commonly used with KSEKSD1002 cover and will fit under most stock-type covers such as ALL90010 with slight modifications.



Replacement Parts

- ALL90001 ... Cam Gear
- ALL90002 ... Crank Gear
- ALL90003 ... Idler Gear
- ALL90004... Cam Plate Shims, 10-Pk.
- ALL90005... Cam Degree Bushing Set
- ALL90007 ... Thrust Washer Set

SB Chevy Aluminum Crankshaft Hub **ALL90030**

Designed specifically for circle track racers, this SB Chevy aluminum crank hub is NOT a harmonic damper. Hub is significantly lighter than a harmonic balancer and dramatically reduces rotating weight for quicker acceleration off the turn. Hub has engraved timing marks at 0° and from 30°-42°, is 4-3/8" in dia., features (3) 3/8"-16 accessory threads and weighs just one pound. Fits all internally balanced small block Chevy engines. Designed for internally balanced engines only and must be balanced with rotating assembly.



Related Part

- ALL90031 Adjustable Aluminum Timing Pointer

Timing Pointers

Black anodized, billet aluminum timing pointers are adjustable to precise timing increments. Chevy pointers are designed for use with stamped steel covers; longer hardware will be required if using a cast aluminum cover.



- ALL90023 SB Chevy 6-1/4" Dia. Balancers
- ALL90020 SB Chevy 6-3/8" Dia. Balancers
- ALL90021 SB Chevy 7" Dia. Balancers
- ALL90024 SB Chevy 7-1/4" Dia. Balancers
- ALL90025 SB Chevy 8" Dia. Balancers
- ALL90026 BB Chevy 6-1/4" Dia. Balancers
- ALL90022 BB Chevy 7" Dia. Balancers
- ALL90027 BB Chevy 8" Dia. Balancers
- ALL90034* ... SB Ford SVO B, 3/8" Bolt
- ALL90035+ ... SB Ford SVO C, 3/8" Bolt
- ALL90036* ... SB Ford Stock B, 5/16" Bolt
- ALL90037+ ... SB Ford Stock C, 5/16" Bolt

*11-O'Clock Tab Position, Will Not Fit Cleveland Engines
+10-O'Clock Tab Position, Will Not Fit Cleveland Engines

Weld Bungs

Weld-on bungs are available in 6061 aluminum or mild steel and allow additional fittings to be added to radiators, or oil pans and building of custom tanks or other components.

Female NPT

Size	O.D.	Aluminum	Steel
1/8"-27NPT	3/4"	ALL50740	ALL50750
1/4"-18NPT	7/8"	ALL50741	ALL50751
3/8"-18NPT	1"	ALL50742	ALL50752
1/2"-14NPT	1-1/4"	ALL50743	ALL50753
3/4"-14NPT	1-3/8"	ALL50744	ALL50754
1"-11-1/2NPT	1-5/8"	ALL50745	-



Male AN

Size	Thread	Flange		Aluminum	Steel
		O.D.	O.D.		
-4AN	7/16"-20	3/4"	3/4"	ALL50760	ALL50770
-6AN	9/16"-18	7/8"	7/8"	ALL50761	ALL50771
-8AN	3/4"-16	1"	1"	ALL50762	ALL50772
-10AN	7/8"-14	1-1/8"	1-1/8"	ALL50763	ALL50773
-12AN	1-1/16"-12	1-3/8"	1-3/8"	ALL50764	ALL50774
-16AN	1-5/16"-12	1-5/8"	1-5/8"	ALL50765	ALL50775
-20AN	1-5/8"-12	1-3/4"	1-3/4"	ALL50766	ALL50776



Female AN ORB

Size	Thread	O.D.	Aluminum
-4AN	7/16"-20	3/4"	ALL50780
-6AN	9/16"-18	7/8"	ALL50781
-8AN	3/4"-16	1"	ALL50782
-10AN	7/8"-14	1-1/8"	ALL50783
-12AN	1-1/16"-12	1-3/8"	ALL50784
-16AN	1-5/16"-12	1-5/8"	ALL50785

Fill Plug Kits

Kits include a weld-in or bolt-in bung and an easy grip O-ring cap with positive seal. Kits are often used as an inspection plug or a filler plug. Small fill plugs have a 1-3/8" opening, and large fill plugs have a 3" opening.

Small Fill Plug Kits, 1-1/2"-12 Thread

Kit With Aluminum Weld-In Bung

ALL36160 Silver Kit
 ALL36164 Black Kit
 ALL36165 Red Kit
 ALL36166 Polished Kit



Kit With Steel Weld-In Bung

ALL36161 Silver Kit
 ALL36167 Black Kit
 ALL36168 Red Kit
 ALL36169 Polished Kit



Kit With Aluminum Bolt-In Bung

ALL36180 Silver Kit
 ALL36181 Black Kit
 ALL36182 Red Kit
 ALL36183 Polished Kit



Large Fill Plug Kits, 3"-12 Thread

Kit With Aluminum Weld-In Bung

ALL36170 Silver Kit
 ALL36171 Black Kit
 ALL36172 Red Kit
 ALL36173 Polished Kit



Kit With Steel Weld-In Bung

ALL36174 Silver Kit
 ALL36175 Black Kit
 ALL36176 Red Kit
 ALL36177 Polished Kit



SB Chevy Steel Valve Covers

Steel small block Chevy valve covers are an excellent alternative to more expensive and heavier aluminum valve covers. Sold in pairs, one cover is solid without holes and one cover includes two fully welded, 1-1/2" baffled breather tubes for proper crankcase venting. Breathers sold separately.



ALL26143 Raw Unpainted
 ALL26145 Yellow Zinc Plated
 ALL26147 Black Painted
 ALL26140 Clear Zinc Plated

SB Chevy Cast Aluminum Valve Covers

Tall polished aluminum valve covers are sold in pairs, with two 1-3/8" baffled breather tubes on one cover. Breathers sold separately.




ALL26137 Centerbolt Covers
 ALL26139 Standard Covers

Related Parts

ALL36204 Non-Shielded Breather, 1-3/8"
 ALL36205 Shielded Breather, 1-3/8"

SB Chevy Fabricated Aluminum Valve Covers

TIG-welded covers are lightweight with a thick rail for gasket support. Covers without tubes are perfect for custom modification and use on dry sump systems. 1-3/8" breathers sold separately.



ALL26170 Standard Covers Without Tubes
 ALL26171 Standard Covers With Tubes
 ALL26172 Centerbolt Covers Without Tubes


Related Parts

ALL36204 Non-Shielded Breather, 1-3/8"
 ALL36205 Shielded Breather, 1-3/8"

BB Chevy Fabricated Aluminum Valve Covers

TIG-welded valve covers with a thick billet rail are available with or without breather holes for custom modification such as vacuum pump fittings. Recessed bolt pockets and tall design to clear most aftermarket valvetrains. Hardware included.

ALL26176 Valve Covers Without Holes
 ALL26177 Valve Covers With Holes



Chevy LS Fabricated Aluminum Valve Covers

TIG-welded valve covers with a thick billet rail available with or without coil mounts. Tall design to clear most aftermarket valvetrains. Fill cap (with O-ring seal), gaskets and bolts included. Coil mount sold separately.

ALL26210 Valve Covers Without Coil Mount
 ALL26211 Valve Covers With Coil Mount
 ALL26212 LS Coil Mount



Hold Down Nuts

Easily remove these hold down nuts with a 1/4" extension. The spring ball on your extension holds the nut in place, no wrench or socket needed! Package of 4.

Valve Cover Hold Down Nuts

ALL26320 1/4"-20 Coarse Thread Nuts
 ALL26322 1/4"-28 Fine Thread Nuts



Carb Hold Down Nuts

ALL26324 5/16"-18 Coarse Thread Nuts
 ALL26326 5/16"-24 Fine Thread Nuts



SB Chevy Valve Cover Gaskets

ALL87210 Valve Cover, 5/16" Thick (Cork), Pair
 ALL87214 Valve Cover, 5/16" Thick With Steel Core (Black Coated), Pair
 ALL87216 Valve Cover, 3/16" Thick With Steel Core Vortec Centerbolt (Black Coated), Pair



Breathers

Shielded or non-shielded clamp-on breathers will fit valve cover tubes.

ALL36202 Non-Shielded Breather, 1-1/2"
 ALL36203 Shielded Breather, 1-1/2"
 ALL36204 Non-Shielded Breather, 1-3/8"
 ALL36205 Shielded Breather, 1-3/8"



Breather Sock ALL36208

The breather sock fits over standard 3" diameter, 2-1/2" tall valve cover breathers to help catch residual oil discharged from the engine through valve cover breathers. A practical alternative to wrapping dirty shop rags around valve cover breathers! Socks are easily cleaned with a mild detergent.



Breather Filters

Mesh filters add another layer of protection against dirt, dust and debris. Fits 3" diameter breathers typically used on valve covers, breather tanks and helmet systems.

ALL26227 Fits Non-Shielded Breathers
 ALL26228 Fits Shielded Breathers



Breather Cover ALL26232

Water-repellent cover fits 3" diameter breathers commonly found on valve covers, breather tanks and helmet systems. Cover with drawstring fits both shielded and non-shielded breathers.



SB Chevy Rocker Arm Stud Kit ALL90230

Grade 8, 3/8"-24 original equipment style studs require a 7/16"-14 tapped hole in the head. Studs have a 2.375" overall length. Package of 8.



SB Chevy Flat Pushrod Guide Plate ALL90250

Guide plates are designed for 5/16" hardened pushrods and stabilize valvetrains using high lift camshafts and high pressure valve springs. Package of 8.



Valve Lash Wrenches

Allstar valve lash wrenches save precious time and make valve adjustment easy. No more fumbling with two separate wrenches. Available for Jesel, T&D and other polylock style rocker assemblies.



ALL96400 7/16" Adjuster Wrench, 1/8" Allen Wrench, Jesel Assemblies
 ALL96401 1/2" Adjuster Wrench, 3/16" Allen Wrench, T&D Assemblies
 ALL96402 9/16" Adjuster Wrench, 3/16" And 7/32" Allen Wrenches, For Stud Girdle Assemblies
 ALL96403 5/8" Adjuster Wrench, 3/16" And 7/32" Allen Wrenches, Poly Lock

High Performance 11/32" Umbrella Valve Seals ALL90235

High quality umbrella style seal moves with valve and deflects oil away from valve guide area. Seals have an O.D. of .750" to fit under most stock or larger diameter valve springs and a .580" I.D. to clear valve guides on most engines. Seals require no machining for installation. Set of 16.



Intake Manifold Bolt Kit ALL87010

Grade 8, 12-point flange clear zinc bolts are 3/8" x 1-1/8" long to fit small block Chevys and Chrysler "A" and "B" engines where clearance is insufficient for standard hex head bolts. Sets of 12 include stainless washers.



High Performance PTFE Valve Seals



Seals have spring loaded wipers for maximum oil control. Machining is required for most installations. Set of 16.

ALL90240..... 11/32" Valve Seals, .620" Seal O.D., .531" Mach. Tool Guide O.D.

ALL90241..... 11/32" Valve Seals, .600" Seal O.D., .500" Mach. Tool Guide O.D.

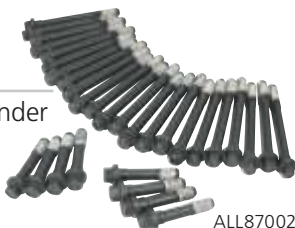
ALL90242..... 3/8" Valve Seals, .620" Seal O.D., .531" Mach. Tool Guide O.D.

ALL90244..... 5/16" Valve Seals, .620" Seal O.D., .531" Mach. Tool Guide O.D.

Chevy Cylinder Head Bolts

Original equipment Grade 8 cylinder head bolts are ideal for stock or budget performance rebuilds.

ALL87000..... SB Chevy, 34-Pack
ALL87002..... BB Chevy, 32-Pack



ALL87002

Head Dowel Pin Kits

Dowel pins are an often overlooked item when performing a rebuild or upgrading cylinder heads. Dowel pins keep gaskets in position and properly align cylinder heads to the engine block. Kits include four pins.

ALL87020..... SB Chevy
ALL87026..... BB Chevy
ALL87024..... LS GM
ALL87028..... SB Ford



Port And Polish Kit ALL11052

Kit includes an assortment of 60, 80 and 120 grit cartridge rolls for cleaning and modifying intake and exhaust ports to match gaskets, remove casting marks and for smoothing out runners. Two 1/4" mandrels are included with each kit.



Dykem Layout Fluid ALL12070

Apply layout fluid to the work surface to enhance visibility of scribes during fabrication. Blue fluid dries in minutes to a uniform, thin film without cracking or chipping. 4 oz. container has a built-in brush under cap. Not intended for use in set up of ring and pinion gear sets.



SB Chevy Fuel Pump Mount Plate ALL40254

O.E. style plate replaces lost or missing mounting plate required to mount mechanical style fuel pump to most small block Chevrolet engines. Clear zinc plated finish may also be painted to match original appearance. Mounting hardware included.



SB Chevy Fuel Pump Block Off Plate ALL40255

Plate covers mechanical fuel pump engine opening on most small block Chevrolets when omitting a mechanical style fuel pump. Plate is often used when converting to electric or belt driven fuel pumps. Clear zinc plated finish may also be painted.



Billet Aluminum Fuel Pump Block-Off Plates

CNC-machined billet aluminum plates cover the mechanical pump opening in the engine block and include a gasket and stainless steel fasteners.



ALL40306



ALL40303

ALL40301

ALL40305

Description	Blue	Clear	Red	Black
SB Chevy	ALL40300	ALL40301	ALL40302	ALL40306
BB Chevy, SB/BB Ford*, SB/BB Chrysler	ALL40303	ALL40304	ALL40305	ALL40307

*Will not fit Ford 351C, 351M-400.

SB Chevy Aluminum Exhaust Block Off Plates



ALL34212

ALL34214

Aluminum block off plates seal standard and spread port SB Chevy exhaust ports during engine storage or repairs. Plates protect against moisture, dust and dirt.

ALL34210..... Standard, Individual Plates, 1/8"
ALL34212..... Standard, 1-Piece Design, 1/16"
ALL34214..... Spread Port, 1-Piece Design, 1/16"



ALL34210

SB Chevy Plastic Exhaust Block Off Plates

One-piece design 1/4" thick block off plates seal exhaust ports during engine storage or repairs. Plates protect against moisture, dust and dirt. Sold in pairs.

ALL34213..... Standard 23°
ALL34215..... Spread Port And Dart (Excluding 23°)
ALL34217..... SB2



ALL34213



ALL34215



ALL34217

SB Chevy "Ram Horn" Exhaust Manifolds

ALL34200

"Ram Horn" manifolds have increased exhaust flow over traditional manifolds and added steering shaft clearance. Ideal for street rods and classes requiring cast iron exhaust manifolds. Sold in pairs.



Header Tab Kits

Weld to headers to hold slip-on collectors in place or use to retain primary tubes on adjustable headers. Kit includes two pairs of tabs, two bolts and two hex nuts. Two tabs are recommended to secure each collector. Tabs are .085" thick.



ALL60040

ALL60039..... 3/4" Tall Tabs x 1-1/2" Long
(When Combined 2-1/2" Long), 2-Pack

ALL60040 1" Tall Tabs x 2-1/2" Long
(When Combined 4" Long), 2-Pack

O₂ Sensor Plug And Bung

Hard-to-find O₂ sensor fittings work in a variety of uses.

ALL34150 18mm Sensor Plug
ALL34152 18mm Sensor Bung, Angled
ALL34153 18mm Sensor Bung, Straight



ALL34150

ALL34152



ALL34153

Swivel Exhaust Hanger **ALL34220**

Hanger swivels horizontally and vertically to simplify mounting in any position. Bolt or weld to chassis to support additional weight of mufflers, turndowns, etc. Steel strapping is 1/8" thick.



Crankcase Evacuation System **ALL34145**

Reduce crankcase pressure for optimum piston ring seal, fewer oil leaks and better engine performance. System includes two of each: chrome plated push-in breathers, check valves, weld-in 3-1/2" long threaded pipe adapters, rubber breather grommets and four hose clamps. Evacuation hoses not included. Use with 5/8" diameter hose.



Electric Exhaust Cutouts

Eliminate the need to manually uncap the exhaust. 12V Electric cut out bolts to a standard 3-bolt collector flange and uses a powerful geared motor to open and close a butterfly valve to direct exhaust. Sold each.



ALL34230..... 3" Collector Pattern (3-7/8" B.C.)

ALL34231 2-1/2" Collector Pattern (3-1/2" B.C.) **NEW!**

IMPORTANT! ALL34232 or ALL34233 harness (sold separately) is required for proper operation.

Related Parts

ALL34232 Single System Harness

ALL34233 Dual System Harness

ALL34233



Header Wrap

Reduce under hood temperature while containing header tube heat for increased power. Fiberglass woven wrap is available in natural or black rolls.



1" Wide Rolls

ALL34240..... Natural 15'
ALL34241 Natural 25'
ALL34242 Natural 50'
ALL34243 Natural 100'
ALL34250..... Black 15'
ALL34251 Black 25'
ALL34252 Black 50'
ALL34253 Black 100'

2" Wide Rolls

ALL34244 Natural 15'
ALL34245 Natural 25'
ALL34246 Natural 50'
ALL34247 Natural 100'
ALL34254 Black 15'
ALL34255 Black 25'
ALL34256 Black 50'
ALL34257 Black 100'

Stainless Steel Cable Ties

ALL34262 7-1/2" Long, Package of 8
ALL34264 14-1/2" Long, Package of 4



Universal Heat Wrap

ALL34238

Heat resistant material measures 7" x 22", making it ideal for wrapping starter motor, or other components that are close to high heat areas. Wrap features a reflective material on one side to protect against radiant heat and includes two 24" long stainless steel tie wraps for securing material.



Replacement Part

ALL34266 24" Stainless Steel Ladder Ties, 2-Pack

Exhaust Shields

Aluminum shields protect body panels from exhaust exiting through the passenger door and provide a clean, finished look from the outside, simplifying exhaust routing. Round shield I.D. is 6", commonly used for exiting one 5" diameter exhaust pipe. Oval shield I.D. is 5" x 9", commonly used for exiting two 3-1/2" diameter exhaust pipes.

ALL34180 Round Flange, 55 Degrees To Door

ALL34181 Round Flange, 90 Degrees To Door

ALL34182 Oval Flange, 55 Degrees To Door

ALL34183 Oval Flange, 90 Degrees To Door



ALL34180

ALL34181

ALL34182


ALL34183



Carson Hocevar

Photo: RW Motorsports

SB Chevy Gaskets



- ALL87210 Valve Cover, 5/16" Thick (Cork), Pair
- ALL87212 Valve Cover, 5/16" Thick With Steel Core (Cork), Pair
- ALL87214 Valve Cover, 5/16" Thick With Steel Core (Black Coated), Pair
- ALL87216 Valve Cover, 3/16" Thick With Steel Core Vortec Centerbolt (Black Coated), Pair
- ALL87220 Oil Pan Set, 1955-85*
- ALL87230 Water Pump To Block Set
- ALL87230-10... Water Pump To Block, 10-Pack
- ALL87231 Thermostat Housing
- ALL87231-10 ... Thermostat Housing, 10-Pack
- ALL87232 Thermostat Housing - With Steel Core (Cork)
- ALL87232-10 ... Thermostat Housing - With Steel Core (Cork), 10-Pack
- ALL87236 Fuel Pump
- ALL87236-10... Fuel Pump, 10-Pack
- ALL87238 Fuel Pump Plate
- ALL87238-10... Fuel Pump Plate, 10-Pack
- ALL87240 Front Of Engine Set
- ALL87250 Distributor Gasket
- ALL87250-10... Distributor Gasket, 10-Pack

*This set fits 1955-85 engines. Includes gaskets to work with LH or RH dipstick, and front pan seals (both thick and thin).


Carburetor Gaskets



- ALL87200..... 4150 Open
- ALL87202..... 4150 4-Hole
- ALL87204..... 4412 2-Hole, 2bbl.
- ALL87206..... 4500 Open, Dominator

SB Chevy Header Gaskets

Durable reinforced steel core and graphite composite gaskets remain soft and pliable to conform to header and head surfaces, providing an excellent, long lasting seal. Sold each.



- ALL87260 1-5/8" Square Port (Stock)
- ALL87262 1-3/4" D-Port (Standard)
- ALL87264..... Spread Port (Staggered Bolt Pattern)
- ALL87266..... Crate Engines (Non LS/Fast Burn)
- ALL87268..... LS Series Engines (Excluding LS7)

Engine Covers

Covers protect engines during storage or transport. 1/8" thick polycarbonate material is formed to fit most small block Chevy applications. Short block cover fastens over cylinder head alignment dowels. Manifold cover is designed to replace manifolds with stock port locations and bolt pattern.

- ALL96530..... Short Block Cover
- ALL96532..... Manifold Valley Cover



Fogging Oil ALL78220

Spray aerosol lubricant (with special additives) into the intake and spark plug holes to coat and lubricate the cylinders, valves and valve seats. Prevents horsepower-robbing corrosion and eliminates scuffing at start-up after periods of storage. May be used in all 2- or 4-cycle, carbureted or fuel injected gasoline engines in cars, trucks, motorhomes, ATV's, etc. Sold in a 12 oz. can.



Ground Shipment Only

Engine Lift Handles ALL10136

Need to move a spare motor when an engine hoist isn't the solution? These machined aluminum 4" long sure grip handles will thread into any engine block or cylinder head with 3/8"-16 coarse thread holes. Package of 4.



Engine Cradles

Engine cradles are available in standard duty or heavy duty, both with provisions for mounting wheels and are made of 1" square tubing with black powder coating. All cradles are for V8 engines, include Grade 5 fasteners and may be easily disassembled for storage. Standard duty cradles accept wheel kits with 3/8" studs. Heavy duty cradles accept wheel kits with 1/2" studs. Wheel kits sold separately.



Accepts Bolt-On Wheel Kits

Standard Duty Cradles

- ALL10130..... SB and BB Chevy
- ALL10138..... GM LS Series
- ALL10145..... SB Ford**
- ALL10147..... SB Ford Modular/Coyote
- ALL10150..... SB Mopar
- ALL10151..... Hemi (5.7 And 6.1)



Standard Duty Wheel Mount

Heavy Duty Cradles

- ALL10132..... SB and BB Chevy
- ALL10139..... GM LS Series
- ALL10142..... Oldsmobile
- ALL10144 Pontiac
- ALL10148 SB Ford**
- ALL10149..... SB Ford Modular/Coyote
- ALL10152..... SB Mopar
- ALL10154 BB Ford
- ALL10156..... BB Mopar



Heavy Duty Wheel Mount

**Designed to work with stock and most aftermarket blocks including Dart, World, and Ford Boss with ribbed engine mount bosses and bulged water jackets.



Caster Wheel Kits

Hard rubber wheel kits may be mounted to Allstar engine cradles ALL10130 thru ALL10159. Kits are also available with locking wheels, ideal for storing spare engines in trailer. Standard duty kits feature 3/8" studs and heavy duty models use 1/2" studs. Four wheels per kit.



- ALL10162..... Std. Duty 3" Dia. Kit
- ALL10163 Std. Duty 3" Dia. With Locking Kit
- ALL10164 Heavy Duty 3" Dia. Kit
- ALL10165..... Heavy Duty 3" Dia. With Locking Kit
- ALL10166 Heavy Duty 5" Dia. Kit

SB/BB Chevy Economy Engine Cradle

ALL10171

Cradle is great for storing or transporting engines safely. Designed to fit small and big block Chevrolet engines, cradle is fully welded from 1" square tubing and powder coated black. Cradle has provisions for mounting our standard duty wheel kits with 3/8" wheel studs.



SB Chevy Two-Piece Engine Stand

ALL10157

Two-piece engine stand constructed from 1" x 2" steel tubing is specially designed to clear most oversized dry sump oil pans with up to a 9" deep sump. Stand includes six 3/8" x 1" grade 5 bolts and accepts wheel kits with 3/8" studs.



Motor Plates

Motor plates are used to replace the front motor mounts allowing relocation of the engine in the chassis, including lowering or when moving the engine back in the chassis. Plates prevent engine movement and reinforce the front suspension for better handling and increased reaction times. Fabricated from 1/4" thick 6061-T6 aluminum, motor plates are often trimmed to fit the chassis or frame mounts. Plates are machined for a perfect fit to mount between the water pump and engine block.



ALL38120

- ALL38120 SB Chevy 10" x 36"
- ALL38124 BB Chevy 12" x 36"

Aluminum Sprint Motor Plates



Front motor plates for SB Chevy are offered in one- and two-piece designs. One-piece versions mount using the lower front mounting holes. Two-piece sets use the lower front mount holes and the water pump mounting holes. All plates have 19-1/2" center-to-center chassis mounting holes. ALL38128 and ALL38145 plates come with bushings to allow for engine flex and help with weight transfer.



ALL38145

Part No.	Description	Finish	Thickness
ALL38118	1-Piece Solid Plate	Plain	3/8"
ALL38119	1-Piece Solid Plate	Black	3/8"
ALL38128	1-Piece Plate With Bushings*	Black	3/8"
ALL38145	2-Piece Plate With Bushings†	Black	3/8"
ALL38130	Universal Mount	Plain	1/4"

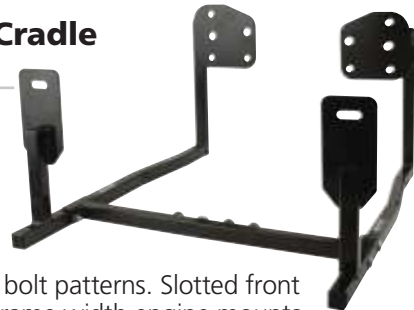
*Has built-in mount for Saldana tank mount bracket OTMB-1.

†Designed to work with ALL36092 and ALL36093 tank mounts.

Sprint Engine Cradle

ALL10159

Cradle bolts to most stock type and aftermarket SB Chevy blocks, including narrow pattern lightweight and standard bell housing bolt patterns. Slotted front mounts accept most frame width engine mounts. Provisions for standard wheel kits are positioned to support complete engines with attached radiators.



Bellhousing Dowel Pins

Steel dowel pins are approximately 1/2" longer than stock pins and are required when running an engine mid-plate, rear motor mounts or an aftermarket bellhousing. These extended length pins also help with alignment when installing an engine. Pins fit most GM blocks and are sold in pairs.



ALL38152

- ALL38150 Solid Pins
- ALL38152 Hollow Pins

Engine Cover ALL26234

Water-repellent cover with bottom draw string is perfect for storage or transportation. 32" long x 23" wide x 28" tall.



Universal Engine Mid-Plates

Universal plates are positioned between the engine and transmission to provide a mid-engine mounting location and help stiffen the chassis. These mid plates



are great for drag racing and street cars, allowing easier engine or transmission removal, and installation of engine/transmission into almost any chassis. Plates fit most GM V8 applications and measure 15"H x 29"W.

ALL38121 Steel (.090")

ALL38122 Aluminum (.250")

Sprint Rear Motor Plates

CNC-machined aluminum rear motor plate fits standard and raised cam engines, standard and raised rail cars, as well as newer style light-



ALL38132

weight blocks. Multiple holes are drilled and tapped for mounting pumps and torque ball shield directly to motor plate instead of the housing. The top trailing edge of motor plate is grooved to eliminate obstruction with dash. 3/8" thick plate weighs 7.25 lbs.

ALL38125 Plain

ALL38126 Black Anodized

Engine Mid-Plates

Aluminum mid-plates are 1/4" thick 6061 aluminum, black powder coated and profiled to keep weight at



a minimum (less than 4 pounds) without compromising strength or durability. Unique, dual mounting holes (unless specified otherwise) allow engine to be raised 1" in chassis.

ALL38131* ... SB Chevy, 5/8", Pierce/Bandit Chassis

ALL38132 SB Chevy, 5/8", Pierce/Bandit Chassis

ALL38133 SB Ford, 5/8", Pierce/Bandit Chassis

ALL38134 SB Chevy, 1-1/8", Pierce LM, Barry Wright Chassis

ALL38135 SB Chevy, 1-1/2", Mastersbilt Chassis

ALL38136 SB Chevy, 2", Rayburn Chassis

ALL38138 SB Chevy/SB Ford, 2-5/8", Rocket Chassis

ALL38139 SB Chevy/SB Ford, Shaw Chassis

*Only one set of mounting holes

Aluminum Motor Mount

ALL38098

Small block Chevy aluminum front motor mount is centered for standard positioning. 1/4" thick, sold each.



Chevy Motor Mounts

Front Motor Mounts

ALL38100

Available in centered, 1", 2" or 3-3/8" offsets.

ALL38100..... Centered, Sold Each

ALL38108..... 1" Offset, Pair

ALL38109..... 2" Offset, Pair

ALL38110 3-3/8" Offset, Pair



Rear Motor Mounts

ALL38101

Available with a tab welded on, or in kit form so tab can be welded on at any location or angle. Sold each.

ALL38101 Welded

ALL38102 Unwelded Universal Kit



Chevy Raised Motor Mounts

Use these mounts to raise the engine in the chassis instead of spacers and longer bolts. Use when changing from a dry sump to a wet sump engine or when extra clearance is required. 1" or 1-1/2" raised steel mounts are 1/4" thick and slotted for easy installation. Mounts are sold each.

ALL38060 Front, Raised 1"

ALL38061..... Front, Raised 1-1/2"

ALL38064 Rear, Raised 1"

ALL38065..... Rear, Raised 1-1/2"



CT525 Motor Mounts

ALL38085

Steel mounts allow a CT525

NEW!

crate or other LS series engine to fit in most circle track cars. Slots are 1" wide and can be used in standard or 1" setback locations. Sold as a pair.



Ford Motor Mounts

Steel mounts have been updated and now fit the newer and original 302-351W small blocks. Sold in pairs.

ALL38112 Rear Motor Mounts

ALL38113 Front Motor Mounts



ALL38113

GM Motor Mount Kit

ALL38082

Bolt-in steel mounts for GM metric chassis bolt to crossmember and accept Allstar steel motor mounts (ALL38100). A "captured" 1/2"-13 nut eases engine installation. Sold in pairs.



Motor Mount Spacers

Aluminum spacers are profiled for weight reduction and are 1-1/2" O.D. x 1/2" I.D. Use with pedestal style engine mounts. Sold each.

- ALL18620 1/4"
- ALL18621 1/2"
- ALL18622 1"
- ALL18623 1-1/2"
- ALL18624 2"



High Vibration Motor Mount Spacer Kit (Big Bar Soft Spring Cars)

ALL18626

Ever wonder what happens to many race car components when you continually bottom out your chassis? Spacers are made from a unique material that won't let your engine vibrate around under normal conditions yet will give some when you bottom out, making life a little easier on your engine and driveline components. Spacers are 1/4" thick, 1-1/2" O.D. with a 1/2" hole. Set of two.




LS Motor Mount Adapters

ALL38084

Adapters allow bolting an early GM 3-bolt motor mount to the late model LS style block with a 4-bolt pattern. Adapters place the early mount in approximately the same location as found on the original SB/BB Chevy engines and also features optional holes for moving the engine forward up to 2-1/4" for additional firewall clearance. Sold in pairs and includes mounting hardware.

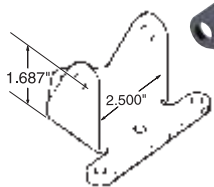
NEW!



Chevy Solid Motor Mount

ALL38080

Solid motor mount is 1/4" thick steel and replaces stock Chevy rubber mount to eliminate torque loss and prevent engine movement. Sold each.



Chevy Motor Mount Pads **ALL38090**

Steel pads are 1/4" thick and traditionally used as shims to gain extra oil pan or header clearance. May also be used for building custom motor mounts or engine stands. Sold in pairs.



GM Motor Mount **ALL38114**

Replacement stock mount for most GM engines. Mount bolts to chassis.

Fits:

- | | |
|---------------------|-----------------|
| 1970-88 Monte Carlo | 1973-87 Cutlass |
| 1970-87 El Camino | 1974-83 Malibu |
| 1971-92 Camaro | 1970-79 Nova |
| 1977-87 Regal | 1970-85 Impala |
| 1970-73 Chevelle | |



GM Motor Mount **ALL38115**

Replacement rubber mount for Allstar S-10 conversion kit. Mount bolts to chassis.



Ford Motor Mount **ALL38116**

Replacement rubber mount for Allstar Ford Ranger V8 conversion kit. Mount bolts to the engine.



Chevrolet/GM V8 Engine Conversion Kits

Conversion kits are a good starting point when installing a small block Chevy/TH350 transmission combination into most 2WD 1982-up S-10, S-15, Jimmy or Blazer. Additional components and fabrication will be required, depending on engine and application.



ALL38251

ALL38250 Conversion Kit 2WD Kit Includes:

- Engine Mount Set
- Engine Mounts
- Headers

ALL38251 Conversion Kit 2WD Kit Includes:

- Engine Mount Set
- Engine Mounts
- Headers
- Radiator

Ford V8 Engine Conversion Kit **ALL38200**

Conversion kits are a good starting point when installing a 289/302 with a C-4 transmission combination into a 1982-97 Ranger 2WD. Additional components and fabrication will be required, depending on engine and application.



Kit Includes:

- Engine Mount Adapter Set
- Filter Adapter
- Radiator
- Headers
- Oil Pump Pick-Up Tube
- Oil Pan

Nylon Tie Wraps

Secure electrical wiring, gauge lines and roll bar padding. 100 per bag. Available in black, natural, red, blue, yellow and purple nylon.



Black

- ALL14120 3-3/4"
- ALL14122 6"
- ALL14123 7-1/4"
- ALL14124 11-1/4"
- ALL14125 14-1/4"

Natural

- ALL14130 3-3/4"
- ALL14132 6"
- ALL14133 7-1/4"
- ALL14134 11-1/4"
- ALL14135 14-1/4"

Red

- ALL14126 7-1/4"
- ALL14127 14-1/4"

Blue

- ALL14128 7-1/4"
- ALL14129 14-1/4"

Yellow

- ALL14136 7-1/4"
- ALL14137 14-1/4"

Purple

- ALL14138 7-1/4"
- ALL14139 14-1/4"

Heavy Duty Nylon Tie Wraps

Heavy duty black nylon ties are ideal for emergency repairs and applications that require a secure attachment.

- ALL14380 8", 25-Pack
- ALL14381 14", 25-Pack
- ALL14383 21", 10-Pack
- ALL14385 36", 10-Pack



Nylon Flush Fit Tie Wraps

Flush fit design ties have the excess portion of the tie exit in the same direction as the original tie, helping to eliminate the protruding sharp portion remaining as found in standard ties.

Package of 100.

- ALL14395 8" Long
- ALL14396 11" Long



Nylon Tie Wraps With Mounting Holes

Built-in tab with mounting hole to easily secure wiring harnesses, hoses or cables to a panel with rivets or other fasteners. Package of 25.

- ALL14390 8" With #10 Hole
- ALL14391 11" With #10 Hole
- ALL14392 14" With 1/4" Hole



Stormy Scott

Photo: Buck Monson

Tie Wrap Tool ALL11005

Tired of cuts from nylon tie wraps that have been trimmed with standard wire cutters? This tool does a great job of drawing nylon ties tight around bundles of wires or cables in tight areas and easily cuts flush with a twist of the wrist. ABS constructed tool has steel cutting blades and works with common size nylon wire ties.



Stainless Steel Tie Wraps

Stainless steel ties are an excellent choice when securing header wrap to exhaust tubes or similar applications when nylon wraps won't stand up to the heat! Rust and corrosion resistant cable ties are T-304 stainless.

- ALL34262 7-1/2" Long, Package of 8
- ALL34264 14-1/2" Long, Package of 4



Tie Wrap Mounting Bases

Self-adhesive mounting bases provide a location for attaching standard tie wraps to secure wiring, cables and hoses. Bases mount to clean, flat surfaces and accept 75# and smaller wire ties. Package of 10.

- ALL14116 3/4" x 3/4" Mounting Base
- ALL14117 1-1/8" x 1-1/8" Mounting Base



Safety Wire Twister Pliers ALL10120

Never lose another race because of loose bolts. Rugged pliers have an end bearing for smoother, faster twisting, especially in tight areas where a second pull is needed.



Safety Wire ALL10121

Stainless steel wire is .032" dia., 1 lb. spool.



Safety Wire Drill Fixture ALL10122

Accurately drill holes in fasteners, allowing them to be mechanically locked in place with safety wire. Fixture accommodates most 3/16", 1/4", 5/16", 3/8", 7/16", 1/2" and 5/8" socket head and hex head fasteners. Guide bolt tightens against fastener, holding it secure for drilling. Fixture includes two guide bolts and two 1/16" drill bits conveniently stored within the fixture.



Replacement Part

- ALL99102 Replacement Drill Bits, 2-Pack

3/16" Small Head Economy Racin' Rivets

Small head rivets have a 3/8" O.D. head and packaged 250 per box.

Color	Steel Mandrel	Aluminum Mandrel	Grip Range
Silver	ALL18000	ALL18040	1/4" To 3/8"
White	ALL18001	-	1/4" To 3/8"
Red	ALL18002	-	1/4" To 3/8"
Black	ALL18003	-	1/4" To 3/8"
Blue	ALL18004	-	1/4" To 3/8"
Orange	ALL18005	-	1/4" To 3/8"
Yellow	ALL18006	-	1/4" To 3/8"
Silver	ALL18020	-	5/8" To 3/4"
White	ALL18021	-	5/8" To 3/4"
Red	ALL18022	-	5/8" To 3/4"
Black	ALL18023	-	5/8" To 3/4"



NEW!

3/16" Small Head Rivets

Small head rivets have a 3/8" O.D. head and packaged 250 per box.

Color	Steel Mandrel	Aluminum Mandrel	Grip Range
Silver	ALL18101	ALL18107	1/8" To 1/4"
Silver	ALL18103	ALL18109	1/4" To 3/8"
Silver	ALL18105	-	3/8" To 1/2"
White	ALL18114	ALL18116	1/4" To 3/8"
Red	ALL18120	ALL18122	1/4" To 3/8"
Black	ALL18126	ALL18128	1/4" To 3/8"
Pepsi Blue	ALL18132	-	1/4" To 3/8"
Chevron Blue	ALL18134	ALL18135	1/4" To 3/8"
Orange	ALL18136	ALL18137	1/4" To 3/8"
Yellow	ALL18138	ALL18139	1/4" To 3/8"



3/16" Large Head Economy Racin' Rivets

Large head rivets have a 5/8" O.D. head and packaged 250 per box.

Color	Steel Mandrel	Aluminum Mandrel	Grip Range
Silver	ALL18010	ALL18050	1/4" To 3/8"
White	ALL18011	ALL18051	1/4" To 3/8"
Red	ALL18012	ALL18052	1/4" To 3/8"
Black	ALL18013	ALL18054	1/4" To 3/8"
Blue	ALL18014	-	1/4" To 3/8"
Orange	ALL18015	ALL18056	1/4" To 3/8"
Yellow	ALL18016	-	1/4" To 3/8"
Silver	ALL18030	-	5/8" To 3/4"
White	ALL18031	-	5/8" To 3/4"
Red	ALL18032	-	5/8" To 3/4"
Black	ALL18033	-	5/8" To 3/4"



NEW!

3/16" Large Head Rivets

Large head rivets have a 5/8" O.D. head and packaged 250 per box.

Color	Steel Mandrel	Aluminum Mandrel	Grip Range
Silver	ALL18141	ALL18149	1/8" To 1/4"
Silver	ALL18143	ALL18151	1/4" To 3/8"
Silver	ALL18145†	-	3/8" To 1/2"
Silver	ALL18147	ALL18153	3/8" To 1/2"
White	ALL18156	ALL18158	1/4" To 3/8"
Red	ALL18162	ALL18164	1/4" To 3/8"
Black	ALL18168	ALL18170	1/4" To 3/8"
Pepsi Blue	ALL18174	ALL18175	1/4" To 3/8"
Chevron Blue	ALL18176	ALL18177	1/4" To 3/8"
Orange	ALL18178	ALL18179	1/4" To 3/8"
Yellow	ALL18180	ALL18181	1/4" To 3/8"




†Box of 3,000 rivets

3/16" Multi Grip Rivets

Multi grip style rivets have a ribbed body that draws panels together tighter than standard smooth body rivets. Select proper grip range and use with 13/64" drill bit for best results. Box of 250.

Color	Steel Mandrel	Aluminum Mandrel	Head Size	Grip Range
Silver	ALL18110	-	Sm. (3/8")	3/16" To 3/8"
Silver	ALL18090	ALL18070	Med. (1/2")	1/16" To 3/8"
Silver	ALL18086	ALL18074	Med. (1/2")	1/16" To 5/8"
Silver	ALL18094	-	Lg. (9/16")	1/16" To 3/8"
White	ALL18092	-	Med. (1/2")	1/16" To 3/8"
White	ALL18096	-	Lg. (9/16")	1/16" To 3/8"
Black	ALL18091	ALL18071	Med. (1/2")	1/16" To 3/8"
Black	ALL18087	ALL18075	Med. (1/2")	1/16" To 5/8"
Black	ALL18095	-	Lg. (9/16")	1/16 To 3/8"



3/16" Tri-Fold Rivets

Tri-fold rivets have a perforated body that opens and expands to create a large backside surface area, eliminating the need for backer washers. Use a 13/64" drill bit for best results. Box of 250.

Color	Steel Mandrel	Aluminum Mandrel	Head Size	Grip Range
Silver	-	ALL18184	Sm. (3/8")	1/8" To 3/8"
Silver	-	ALL18183	Med. (1/2")	1/8" To 3/8"
Silver	ALL18185	-	Med. (1/2")	1/8" To 1/2"
Silver	-	ALL18060*	Lg. (5/8")	1/8" To 3/8"
White	-	ALL18080	Sm. (3/8")	1/8" To 3/8"
White	-	ALL18188	Med. (1/2")	1/8" To 3/8"
White	-	ALL18061*	Lg. (5/8")	1/8" To 3/8"
Red	-	ALL18081	Sm. (3/8")	1/8" To 3/8"
Red	-	ALL18189	Med. (1/2")	1/8" To 3/8"
Red	-	ALL18062*	Lg. (5/8")	1/8" To 3/8"
Black	-	ALL18082	Sm. (3/8")	1/8" To 3/8"
Black	-	ALL18187	Med. (1/2")	1/8" To 3/8"
Black	-	ALL18063*	Lg. (5/8")	1/8" To 3/8"
Chevron Blue	-	ALL18083	Sm. (3/8")	1/8" To 3/8"
Orange	-	ALL18084	Sm. (3/8")	1/8" To 3/8"
Yellow	-	ALL18085	Sm. (3/8")	1/8" To 3/8"



***NEW!**

1/8" Small Head Silver Rivets

Stainless Steel Mandrel	Aluminum Mandrel	Grip Range	Qty.
ALL18196	ALL18190	1/8" To 1/4"	500
ALL18197	ALL18191	1/8" To 1/4"	25
-	ALL18192	5/16" To 3/8"	500
-	ALL18194	5/16" To 3/8"	25



1/8" Multi-Grip Silver Rivets **ALL18198**

Box of 250 with small head and 1/8" to 3/8" grip range. Steel mandrel and an excellent choice when assembling quick turn fastener components.



1/8" Tri-Fold Rivets **ALL18199**

Box of 100 with medium head and 1/8" to 3/8" grip range. Aluminum mandrel and an excellent choice when assembling quick turn fastener components.



Back-Up Washers

Back-up washers provide added strength when fastening panels together or when resealing damaged panels.



Part No.	I.D.	O.D.	Pkg. Qty.
Aluminum			
ALL18200	1/8"	3/8"	500
ALL18202	3/16"	1/2"	500
Steel			
ALL18215	3/16"	1"	100



Step Drill Sets

Drill multiple size holes with one bit. Drill sheet metal and aluminum without deforming or distorting. Bits start on contact, deburr, and chamfer while drilling, and do not require a center punch. Titanium nitride coated high speed steel. 1/4" shank.



ALL11041

Drill Bit	Sizes
ALL11040 (3-Piece Set)	
Six Step	3/16", 1/4", 5/16", 3/8", 7/16", 1/2"
Nine Step	1/4", 5/16", 3/8", 7/16", 1/2", 9/16", 5/8", 11/16", 3/4"
Thirteen Step	1/8", 5/32", 3/16", 7/32", 1/4", 9/32", 5/16", 11/32", 3/8", 13/32", 7/16", 15/32", 1/2"
ALL11041* (2-Piece Set)	
Eleven Step	1/4", 25/64", 35/64", 11/16", 13/16", 7/8", 1", 1-1/8", 1-7/32", 1-1/4", 1-3/8"
Twelve Step	3/16", 1/4", 5/16", 3/8", 7/16", 1/2", 9/16", 5/8", 11/16", 3/4", 13/16", 7/8"

Air Rivet Gun ALL18210

Durable air riveter speeds up assembly and quickly fastens steel or aluminum rivets into various materials. Includes nose pieces for 3/32", 1/8", 5/32" and 3/16" rivets.



Deluxe Air Rivet Gun ALL18207

Heavy duty air rivet gun can be used with steel or aluminum rivets from 3/32" to 3/16".



Replacement Part

ALL18209 Replacement Jaws for ALL18207

Hand Rivet Gun ALL18206

Includes interchangeable nosepieces for 3/32", 1/8", 5/32", and 3/16" dia. rivets.



Rivet Gun Adapter For Cordless Drill ALL18205

Adapter is for reversible cordless drills and greatly speeds up the installation of "blind" rivets commonly used when building race car bodies. Tool is a real hand and time saver compared to hand operated rivet guns, and is designed for use with all rivets up to 3/16", including 3/16" aluminum mandrel rivets, but not recommended for 3/16" steel mandrel rivets. Adapter includes nosepieces for installing 3/32", 1/8", 5/32" and 3/16" rivets.



Cleco Pin Fastener Kits

Cleco pins are reusable and easily make a temporary connection between pieces of sheet metal during fitting. Pins will work with thicknesses up to 1/4". Kits include pliers and 10 pins.



NEW!

ALL18221 Kit With 1/8" Pins
ALL18225 Kit With 3/16" Pins

Cleco Pliers ALL18220

Unique tool readily installs and removes Cleco fasteners.



Pin Type Cleco Fasteners

Cleco pins permit quick, easy installation and removal of sheet metal during fitting. Pins work with thicknesses up to 1/4".



1/8" Dia. Pins

ALL18222 10-Pack
ALL18223 25-Pack
ALL18224 100-Pack

3/16" Dia. Pins

ALL18226 10-Pack
ALL18227 25-Pack
ALL18228 100-Pack

TECH TIP

Drill holes one drill size smaller than the Cleco pin size to assure a tight fit.

Clamp Type Cleco Fastener ALL18230

A very strong spring clamp to hold pieces together when drilling is not an option. The smooth throat prevents paint damage and is 1" deep, with a maximum clamping range of 1/2".



Double Ended Drill Bits

Double ended bits are basically two bits in one. Convenient bit can be flipped around for a fresh sharp bit when drilling panels for Cleco fasteners or rivets. Package of 6.

ALL18201 1/8"
ALL18204 3/16"



13/64" Drill Bits ALL18203

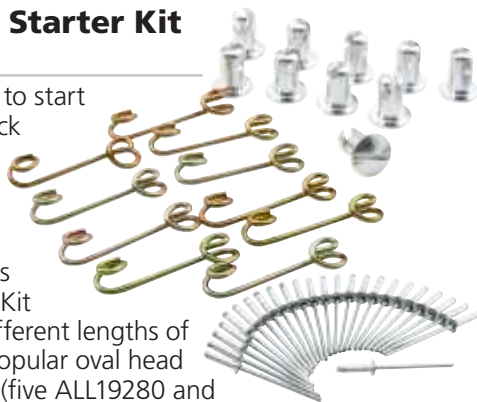
Drill bit is for flange rivets. High speed steel bits have black oxide finishes and self centering tips. Flute length: 1-3/16", overall length: 2-1/4". Package of 2.



Quick Turn Starter Kit

ALL19410

Not sure where to start when using quick turn fasteners? Use this kit as a starting point to determine correct fasteners for application. Kit includes two different lengths of Allstar's most popular oval head 7/16" fasteners (five ALL19280 and five ALL19286), ten ALL19330 springs and twenty-five multi-grip rivets.



Flush Head Buttons

	10-Pack	50-Pack
5/16"		
.500" Long, Steel	ALL19186	ALL19188
.500" Long, Aluminum	ALL19256	ALL19258
7/16"		
.400" Long, Steel	ALL19190	ALL19192
.500" Long, Steel	ALL19200	ALL19202
.550" Long, Steel	ALL19210	ALL19212
.400" Long, Aluminum	ALL19260	ALL19262
.500" Long, Aluminum	ALL19266	ALL19268
.550" Long, Aluminum	ALL19270	ALL19272



Flush Head Allen Buttons

	10-Pack	50-Pack
7/16"		
.500" Long, Steel	ALL19142	ALL19143
.550" Long, Steel	ALL19144	ALL19145



Oval Head Buttons

	10-Pack	50-Pack
1/4"		
.400" Long, Steel	ALL19211	ALL19213
5/16"		
.500" Long, Steel	ALL19214	ALL19215
.500" Long, Aluminum	ALL19276	ALL19278
7/16"		
.400" Long, Steel	ALL19216	ALL19218
.500" Long, Steel	ALL19220	ALL19222
.550" Long, Steel	ALL19230	ALL19232
.400" Long, Aluminum	ALL19280	ALL19282
.500" Long, Aluminum	ALL19286	ALL19288
.550" Long, Aluminum	ALL19290	ALL19292



Oval Head Allen Buttons

	10-Pack	50-Pack
5/16"		
.500" Long, Steel	ALL19152	ALL19153
.550" Long, Steel	ALL19154	ALL19155
7/16"		
.500" Long, Steel	ALL19162	ALL19163
.550" Long, Steel	ALL19164	ALL19165
.500" Long, Aluminum	ALL19172	ALL19173
.500" Long, Aluminum*	ALL19176	ALL19177



Oversized Oval Head Buttons

	10-Pack	50-Pack
7/16"		
.500" Long, Steel	ALL19221	ALL19223
.500" Long, Aluminum	ALL19287	ALL19289



Oversized Oval Head Allen Button

	10-Pack	50-Pack
7/16"		
.500" Long, Aluminum	ALL19178	ALL19179



Winged Head Buttons

	10-Pack	50-Pack
7/16"		
.400" Long, Steel	ALL19236	ALL19238
.500" Long, Steel	ALL19240	ALL19242
.550" Long, Steel	ALL19250	ALL19252



Flush Head Self-Ejecting Buttons

	10-Pack	50-Pack
5/16"		
.400" Long, Steel	ALL18990	ALL18992
.450" Long, Steel	ALL18996	ALL18998
.500" Long, Steel	ALL19000	ALL19002
.550" Long, Steel	ALL19006	ALL19008
.650" Long, Steel	ALL19010	ALL19012
7/16"		
.500" Long, Steel	ALL19100	ALL19102
.550" Long, Steel	ALL19110	ALL19112



Flush Head Self-Ejecting Allen Buttons

	10-Pack	50-Pack
5/16"		
.500" Long, Steel	ALL19130	ALL19131
.550" Long, Steel	ALL19132	ALL19133
7/16"		
.500" Long, Steel	ALL19136	ALL19137
.550" Long, Steel	ALL19138	ALL19139



Winged Head Self-Ejecting Buttons

	10-Pack	50-Pack
5/16"		
.400" Long, Steel	ALL19040	ALL19042
.450" Long, Steel	ALL19046	ALL19048
.500" Long, Steel	ALL19050	ALL19052
.550" Long, Steel	ALL19056	ALL19058
.650" Long, Steel	ALL19060	ALL19062
7/16"		
.500" Long, Steel	ALL19064	ALL19066
.650" Long, Steel	ALL19068	ALL19070



*Black

Body Reinforcing Plates

Plates help protect fiberglass and aluminum panels from cracking when using 7/16" quick turn fasteners. Stainless steel plates are precision stamped with a strengthening border, attach with 1/8" rivets, and measure 2" wide x 1" tall.



- ALL18985 Natural, 10-Pack
- ALL18985-50 Natural, 50-Pack
- ALL18986* Black, 10-Pack
- ALL189865-50* ... Black, 50-Pack

***NEW!**

Quick Turn Wrench **ALL19400**

The Allstar quick turn fastener wrench fits slot head fasteners and reduces the risk of body panel or fastener damage when using screwdrivers for loosening or tightening. Features a non-slip handle.



Clamp-On Quick Turn Fastener Brackets

These cool brackets allow you to clamp a quick turn bracket to round tubing. Allows a flush mount bracket behind a panel without grinding your powder coat. Designed for use with 1-3/8" quick turn springs, insert plates or threaded nut inserts. Black anodized.

NEW!



- ALL19430 1" ALL19433 1-1/2"
- ALL19431 1-1/4" ALL19434 1-5/8"
- ALL19432 1-3/8" ALL19435 1-3/4"

Related Components

- ALL19330 Quick Turn Spring 1-3/8" (Most Popular)
- ALL19422 Quick Turn Insert Plate, 1/4"- 20 Thread
- ALL18547 Threaded Nut Insert, Steel, 1/4"- 20 Thread
- ALL18548 Threaded Nut Insert, Aluminum, 1/4"- 20 Thread




Mounting Brackets For 1" Springs (.0625" Thick)



Description	10-Pack	50-Pack
Weld-on, Lightweight	ALL19364	ALL19366
Weld-on Lightweight w/.250" Spring	ALL19365	ALL19367
Weld-on	ALL19340	ALL19342
Weld-on w/ALL19300 Spring	ALL19350	ALL19352

Mounting Brackets For 1" And 1-3/8" Springs (.0625" Thick)



Description	10-Pack	50-Pack
Weld-on, Lightweight (For 1-3/8" Spring Only)	ALL19360	ALL19362
Weld-on, Lightweight w/.375" Spring	ALL19361	ALL19363
Weld-on LH	ALL19380	ALL19382
Weld-on RH	ALL19384	ALL19386
Rivet-on LH	ALL19390	ALL19392
Rivet-on RH	ALL19394	ALL19396

Transfer Punches

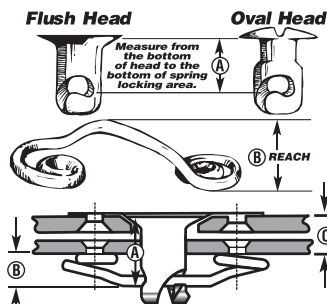
For use with quick turn fasteners, place transfer punch in a weld plate or body panel. Position panel over top of punch and lightly tap with a hammer to leave a mark on the panel where hole is to be drilled.



- ALL19402 For 5/16" Fasteners
- ALL19403 For 7/16" Fasteners

TECH TIP

Quick Turn Fastener Measurement Guidelines



To find (A) Fastener Length, add together (B) Spring Reach and (C) Material Thickness (including bracket if applicable). $A=B+C$

Quick Turn Fastener Selection

- Determine the total thickness of the panels being joined, including mounting brackets and the space between the panels, if any.
- Select the proper body length and spring height combination that provides the proper thickness range.

Part No. & (B)	(A) .400"	.450"	.500"	.550"	.600"
1" Springs (C) Total Material Thickness Range					
ALL19300 .250"	.165"-.200"	.215"-.250"	.265"-.300"	.315"-.350"	.365"-.400"
ALL19310 .325"	.098"-.133"	.148"-.183"	.198"-.233"	.248"-.283"	.348"-.383"
1-3/8" Springs (C) Total Material Thickness Range					
ALL19320 .325"	.105"-.148"	.155"-.198"	.205"-.248"	.255"-.298"	.355"-.398"
ALL19330 .375"	.055"-.098"	.105"-.148"	.155"-.198"	.205"-.248"	.305"-.348"
ALL19336 .425"	.005"-.048"	.055"-.098"	.105"-.148"	.155"-.198"	.255"-.298"

Quick Turn Springs



	10-Pack	50-Pack
1-3/8" (.090" Wire Diameter)		
.325" Reach	ALL19320	ALL19322
.375" Reach	ALL19330	ALL19332
.425" Reach	ALL19336	ALL19338
1" (.080" Wire Diameter)		
.250" Reach	ALL19300	ALL19302
.325" Reach	ALL19310	ALL19312
3/4" (.062" Wire Diameter)		
.200" Reach	ALL19296	ALL19298

Quick Turn Spring Fixture

Accurately drill panels when installing quick turn fastener springs. Start with a 1/4" center hole and use the fixture to locate and drill 1/8" holes for mounting the springs. Size listed is spring center-to-center distance.



ALL19407

- ALL19406 Fixture For 3/4" Spring
- ALL19407 Fixture For 1" Spring
- ALL19408 Fixture For 1-3/8" Spring

Quick Turn Spring Adjuster

ALL19405

This tool is a must when adjusting tension of quick turn springs. Simply turn knob on adjuster to evenly pull or push spring without kinking or breaking spring.



Quick Turn Fastener Insert Plates

Insert plate directly replaces the quick turn spring, allowing panels to be bolted together. May also be used as a blind nut on a panel with limited access. Inserts have 1/4"-20 threads and are typically riveted to the backside of a panel or bracket with 1/8" rivets.



- ALL19420 1", 2-Pack
- ALL19420-10 1", 10-Pack
- ALL19420-50 1", 50-Pack
- ALL19422 1-3/8", 2-Pack
- ALL19422-10 1-3/8", 10-Pack
- ALL19422-50 1-3/8", 50-Pack



Brian Ruhlman

Photo: Jim DenHamer

Threaded Insert Tool Kit

ALL19450

Tool works with a cordless drill to install a threaded insert into a panel or bracket. Inserts are helpful when the backside of the panel is not easily accessible. Simply drill the correct size hole, install the threaded insert onto the mandrel then place the insert into the hole and tighten using any cordless drill. Once the insert is compressed, reverse the drill and remove the mandrel from the insert. Kit includes mandrel and nosepiece for 1/4"-20, 5/16"-18 and 3/8"-16 inserts, other sizes available separately. Threaded inserts sold separately.



- ALL19452 Mandrel and Nosepiece for 8-32
- ALL19453 Mandrel and Nosepiece for 10-24
- ALL19454 Mandrel and Nosepiece for 10-32
- ALL19455 Mandrel and Nosepiece for 1/4"-20
- ALL19456 Mandrel and Nosepiece for 5/16"-18
- ALL19457 Mandrel and Nosepiece for 3/8"-16



ALL19454

Threaded Inserts

Steel inserts are helpful when the backside of the panel is not easily accessible. Inserts work great for frequently removed items including gauge panels, switch panels, access panels, and body panels, or when mounting items to trailer walls. Inserts are designed for installation using insert tool ALL19450 with coordinating mandrel and nosepiece. Package of 10.



Part No.	Thread Size	Pilot Hole Size	Grip Range	Body Length (Before Comp.)
ALL19460	8-32	17/64"	Up To .080"	.420"
ALL19461	10-24	5/16"	Up To .130"	.475"
ALL19462	10-32	5/16"	Up To .130"	.475"
ALL19463	1/4"-20	13/32"	Up To .165"	.580"
ALL19465	5/16"-18	7/16"	Up To .150"	.690"
ALL19467	3/8"-16	9/16"	Up To .150"	.690"

Ludwig Clamps **ALL18232**

Clamps are used to secure access panels, deck lids and a variety of other items in place. Zinc plated carbon steel clamps have a 3/16" mounting hole allowing clamp to be bolted or riveted in place. Package of 4.



Brian Ruhlman

Photo: JohnnyB Imagery



Aluminum Countersunk Bolt Kits

Kit includes specially designed aluminum washers that allow the socket head fasteners to install flush with the surface, creating a smooth, finished look.

Many uses include mounting roofs, side skirts, spoilers and replacing sharp edged fasteners inside cockpit. Kits include washers, bolts and nyloc nuts.



Bolt Size	Washer O.D.	Finish	10-Pack	50-Pack
Countersunk Bolt Kits				
#10-24 x 1"	1"	Clear	ALL18630	ALL18630-50
#10-24 x 1"	1"	Black	ALL18631	ALL18631-50
1/4"-20 x 1"	1"	Clear	ALL18632	ALL18632-50
1/4"-20 x 1"	1"	Black	ALL18633	ALL18633-50
1/4"-20 x 1"	1-1/4"	Clear	ALL18634	ALL18634-50
1/4"-20 x 1"	1-1/4"	Black	ALL18635	ALL18635-50

Aluminum Washers

Washer O.D. x I.D.	Finish	10-Pack	50-Pack
Countersunk Aluminum Washers			
1" x #10	Clear	ALL18660	ALL18660-50
1" x 1/4"	Clear	ALL18662	ALL18662-50
1" x 1/4"	Black	ALL18663	ALL18663-50
1-1/4" x 1/4"	Clear	ALL18664	ALL18664-50
1-1/4" x 1/4"	Black	ALL18665	ALL18665-50
Flat Aluminum Backer Washers			
1" x #10	Clear	ALL18638	-
1" x 1/4"	Clear	ALL18639	-

Plastic Countersunk Bolt Kits

Kit includes specially designed plastic washers which allow the socket head fasteners to install flush with the surface creating a smooth finished look.

Many uses include mounting roofs, side skirts, spoilers and replacing sharp edged fasteners inside cockpit. Kits include washers, bolts and nyloc nuts.

NEW!



Bolt Size	Washer O.D.	Color	10-Pack	50-Pack
Countersunk Bolt Kits				
1/4"-20 x 1"	1"	Black	ALL18680	ALL18680-50
1/4"-20 x 1"	1"	White	ALL18681	ALL18681-50
1/4"-20 x 1"	1"	Red	ALL18682	ALL18682-50
1/4"-20 x 1"	1"	Blue	ALL18683	ALL18683-50
1/4"-20 x 1"	1"	Orange	ALL18684	ALL18684-50

Washer O.D. x I.D.	Color	10-Pack	50-Pack
Countersunk Plastic Washers			
1" x 1/4"	Black	ALL18690	ALL18690-50
1" x 1/4"	White	ALL18691	ALL18691-50
1" x 1/4"	Red	ALL18692	ALL18692-50
1" x 1/4"	Blue	ALL18693	ALL18693-50
1" x 1/4"	Orange	ALL18694	ALL18694-50



Body Bolt Kit With Clips

Kit allows the clip to stay fastened to body panel or angle bracing when removing body panels for maintenance or cleaning. 1/4"-20 thread bolts are 1-1/8" UHL and have a built-in captured washer.



Bolt Color	10-Pack	50-Pack
Black	ALL18558	ALL18558-50
Clear	ALL18656	ALL18656-50
Gold	ALL18559	ALL18559-50

Replacement Parts

ALL18554 Body Bolt Clips, 10-Pack
 ALL18554-50 Body Bolt Clips, 50-Pack

Body Bolt Kits

Bolts are designed for easy installation and removal, have 1/4"-20 thread and a built-in captured washer. Nuts have built-in serrations which prevent loosening. Body bolts are commonly used to fasten body panels and side skirts for easy removal but may be used anywhere a bolt with a captured washer is needed.



Under-Head Length	Color	10-Pack	50-Pack
3/4"	Black	ALL18553	ALL18553-50
	Clear	ALL18654	ALL18654-50
1-1/8"	Black	ALL18560	ALL18560-50
	Clear	ALL18655	ALL18655-50
	Gold	ALL18561	ALL18561-50

Aluminum Body Bolt Washers

1-1/4" O.D. aluminum washers work with most body bolts to increase the surface area, preventing pull-through while providing a smooth finished, look. Washers are 1/8" thick and have a built-in pocket to accept most body bolts or other washer headed fasteners up to 3/4" in diameter.



Finish	10-Pack	50-Pack
Clear	ALL18840	ALL18840-50
Black	ALL18841	ALL18841-50

Plastic Body Bolt Washers

1-1/4" O.D. plastic washers work with most body bolts to increase the surface area, preventing pull-through while providing a smooth, finished look. Washers are 1/8" thick and have a built-in pocket to accept most body bolts or other washer headed fasteners up to 3/4" in diameter.



Color	10-Pack	50-Pack
Black	ALL18845	ALL18845-50
White	ALL18846	ALL18846-50
Red	ALL18847	ALL18847-50
Blue	ALL18848	ALL18848-50
Orange	ALL18849	ALL18849-50

Flush Mount Bolts

1/4"-20 flush mount bolts have a 1" O.D. beveled head to provide a smooth finished appearance and are slotted for installation with a standard screwdriver. Excellent choice when securing body panels, roof panels, nose supports, spoiler sides and many other uses. Size noted is under head length. Package of 10.



Length	Steel	Aluminum	Black Aluminum
3/4"	ALL18640	ALL18641	ALL18642
1"	ALL18645	ALL18646	ALL18647
1-1/4"	ALL18650	ALL18651	ALL18652

Nose Bolt Kit

Kit provides a nice, smooth finished look on the top edge of nose panels when installing lower nose supports. Kit includes 10 bolts, flat washers and flanged nuts.

ALL18562 2" Long Kit
 ALL18563 2-1/2" Long Kit



Windshield Mounting Kit

Flat #8-32 x 1/2" long head countersunk bolt kits are the correct way to mount racing windshields to minimize cracking commonly found when using rivets. Use when you need a flush finish. Package of 50.

ALL16914..... Stainless
 ALL16930 Black

NEW!



Brett Hearn

Photo: JimDenhamer



Collin Paitl

Photo: Mike Reusche

Threaded Nut Insert

Insert provides a convenient option to quickly install and easily remove a 1/4"-20 fastener on panels up to 1/8" thick. Insert fits into a 3/8" O.D. hole and is held in place on the backside with a steel serrated locking nut. Internal threads accept fasteners ideal for mounting dash panels, access panels, body panels, electrical components or other accessories.



Insert Material	2-Pack	10-Pack	50-Pack
Steel	ALL18547	ALL18547-10	ALL18547-50
Aluminum	ALL18548	ALL18548-10	ALL18548-50

Quick Turn Fastener Insert Plates

Insert plate directly replaces the quick turn spring allowing panels to be bolted together or used as a blind nut on a panel with limited access. Inserts have 1/4"-20 threads and are typically riveted to the backside of a panel or bracket with 1/8" rivets.

ALL19420 1", 2-Pack
 ALL19420-10 1", 10-Pack
 ALL19420-50 1", 50-Pack
 ALL19422 1-3/8", 2-Pack
 ALL19422-10 1-3/8", 10-Pack
 ALL19422-50 1-3/8", 50-Pack



Steel Fender Washers

ALL18216

Washers have 1/4" I.D., 1" O.D. and are sold 100 to a pack.



Spin Lock Nuts

Nuts have a built-in washer with a serrated face to lock nut tight against panels. 1/4"-20 nuts are perfect to use as a backer nut with Allstar body bolts, nose bolts, and body stud kits.



Color	10-Pack	50-Pack
Black	ALL18555	ALL18555-50
Gold	ALL18556	ALL18556-50
Silver	ALL18557	ALL18557-50



Rusty Schlenk

Photo: JohnnyB Imagery

Hex Head Bolts – Coarse Thread Grade 5



Length	1/4"-20	5/16"-18	3/8"-16	7/16"-14	1/2"-13	5/8"-11	3/4"-10
3/4"	ALL16201	ALL16221	ALL16241	-	ALL16281	-	-
1"	ALL16202	ALL16222	ALL16242	ALL16262	ALL16282	-	-
1-1/4"	ALL16203	ALL16223	ALL16243	ALL16263	ALL16283	-	-
1-1/2"	ALL16204	ALL16224	ALL16244	ALL16264	ALL16284	-	-
1-3/4"	ALL16205	ALL16225	ALL16245	ALL16265	ALL16285	-	-
2"	ALL16206	ALL16226	ALL16246	ALL16266	ALL16286	ALL16316	ALL16336
2-1/4"	-	-	-	-	ALL16287	-	-
2-1/2"	ALL16208	ALL16228	ALL16248	ALL16268	ALL16288	ALL16318	ALL16338
2-3/4"	-	-	-	-	ALL16289	-	-
3"	ALL16210	-	ALL16250	ALL16270	ALL16290	ALL16320	ALL16340
3-1/2"	ALL16211	-	-	ALL16271	ALL16291	ALL16321	-
4"	ALL16212	-	ALL16252	ALL16272	ALL16292	ALL16322	ALL16342
4-1/2"	ALL16213	-	-	ALL16273	ALL16293	-	-
5"	ALL16214	-	ALL16254	-	ALL16294	ALL16324	ALL16344
6"	-	-	ALL16256	-	ALL16296	ALL16326	ALL16346
6-1/2"	-	-	-	-	-	-	ALL16347
7"	-	-	ALL16258	-	ALL16298	-	ALL16348
7-1/2"	-	-	-	-	-	-	ALL16349
8"	-	-	-	-	-	-	ALL16350

Hex Head Bolts – Fine Thread Grade 5



Length	1/4"-28 Part No.	5/16"-24 Part No.	3/8"-24 Part No.	7/16"-20 Part No.	1/2"-20 Part No.	5/8"-18 Part No.	3/4"-16 Part No.
1"	ALL16402	ALL16422	ALL16442	ALL16462	ALL16482	-	-
1-1/2"	ALL16404	ALL16424	-	ALL16464	ALL16484	-	-
2"	ALL16406	ALL16426	ALL16446	ALL16466	ALL16486	ALL16516	ALL16536
2-1/2"	-	-	-	ALL16468	ALL16488	ALL16518	ALL16538
3"	-	-	-	ALL16470	ALL16490	ALL16520	ALL16540
3-1/2"	-	-	-	-	-	-	ALL16541
4"	-	-	-	ALL16472	ALL16492	ALL16522	ALL16542
5"	-	-	-	ALL16474	ALL16494	-	ALL16544
6"	-	-	-	ALL16476	-	-	ALL16546

Titanium Bolts

Titanium bolts have a dimpled low profile hex head and are available in a variety of fine and coarse thread lengths.



Titanium Hex Head Bolts - Fine Thread

Length	7/16"-20	1/2"-20	5/8"-18	3/4"-16
1-1/4"	ALL17463	-	-	-
1-3/4"	-	-	ALL17515	-
2"	-	ALL17486	ALL17516	-
2-1/4"	-	ALL17487	ALL17517	-
2-1/2"	-	ALL17488	ALL17518	-
2-3/4"	-	ALL17489	ALL17519	ALL17539
3"	-	ALL17490	ALL17520	ALL17540
3-1/4"	-	ALL17491	ALL17521	ALL17541
3-1/2"	-	ALL17492	ALL17522	ALL17542
3-3/4"	-	-	-	ALL17543
4"	-	-	ALL17524	ALL17544
4-1/4"	-	ALL17495	ALL17526	ALL17545
4-1/2"	-	ALL17496	-	-
5"	-	ALL17497	-	-
5-1/2"	ALL17475	-	-	-
6"	ALL17476	-	-	ALL17549
6-1/2"	-	-	-	ALL17550
7"	-	-	ALL17531	-
7-1/4"	-	-	-	ALL17552



Titanium Hex Head Bolts - Coarse Thread

Length	5/16"-18	7/16"-14	1/2"-13	5/8"-11	3/4"-10
3/4"	ALL17221	-	-	-	-
1"	ALL17222	-	-	-	-
1-1/4"	ALL17223	ALL17263	-	-	-
1-1/2"	-	ALL17264	-	-	-
1-3/4"	-	-	ALL17285	ALL17315	-
2"	-	ALL17266	ALL17286	ALL17316	-
2-1/4"	-	ALL17267	ALL17287	ALL17317	-
2-1/2"	-	-	ALL17288	ALL17318	-
2-3/4"	-	-	ALL17289	-	ALL17339
3"	-	-	ALL17290	-	-
3-1/2"	-	-	ALL17291	-	-

Hex Nuts And Washers



Coarse Thread	1/4"-20	5/16"-18	3/8"-16	7/16"-14	1/2"-13	5/8"-11	3/4"-10
Nut, 10-Pack	ALL16000-10	ALL16001-10	ALL16002-10	ALL16003-10	ALL16004-10	ALL16005-10	ALL16006-10
Nut, 50-Pack	ALL16000-50	ALL16001-50	ALL16002-50	ALL16003-50	ALL16004-50	-	-
Nylon Insert, 10-Pack	ALL16010-10	ALL16011-10	ALL16012-10	ALL16013-10	ALL16014-10	ALL16015-10	ALL16016-10
Nylon Insert, 50-Pack	ALL16010-50	ALL16011-50	ALL16012-50	ALL16013-50	ALL16014-50	-	-
Thin Nylon Insert, 10-Pack	ALL16020-10	ALL16021-10	ALL16022-10	ALL16023-10	ALL16024-10	ALL16025-10	ALL16026-10
Mech. Lock Nut, 10-Pack	ALL16030-10	ALL16031-10	ALL16032-10	ALL16033-10	ALL16034-10	ALL16035-10	ALL16036-10
Flange Nut, 10-Pack	ALL18557	ALL16041-10	ALL16042-10	ALL16043-10	ALL16044-10	ALL16045-10	-

Fine Thread	1/4"-28	5/16"-24	3/8"-24	7/16"-20	1/2"-20	5/8"-18	3/4"-16
Nut, 10-Pack	ALL16050-10	ALL16051-10	ALL16052-10	ALL16053-10	ALL16054-10	ALL16055-10	ALL16056-10
Nylon Insert, 10-Pack	ALL16060-10	ALL16061-10	ALL16062-10	ALL16063-10	ALL16064-10	ALL16065-10	ALL16066-10
Thin Nylon Insert, 10-Pack	ALL16070-10	ALL16071-10	ALL16072-10	ALL16073-10	ALL16074-10	ALL16075-10	ALL16076-10
Mech. Lock Nut, 10-Pack	ALL16080-10	ALL16081-10	ALL16082-10	ALL16083-10	ALL16084-10	ALL16085-10	ALL16086-10

Washers	1/4"	5/16"	3/8"	7/16"	1/2"	5/8"	3/4"
USS Flat*, 25-Pack	ALL16100-25	ALL16101-25	ALL16102-25	ALL16103-25	ALL16104-25	ALL16105-25	ALL16106-25
SAE Flat*, 25-Pack	ALL16110-25	ALL16111-25	ALL16112-25	ALL16113-25	ALL16114-25	ALL16115-25	ALL16116-25
Lock, 25-Pack	ALL16120-25	ALL16121-25	ALL16122-25	ALL16123-25	ALL16124-25	ALL16125-25	ALL16126-25
Lock For SHCS, 25-Pack	ALL16130-25	ALL16131-25	ALL16132-25	ALL16133-25	ALL16134-25	-	-
AN, 25-Pack	ALL16150-25	ALL16151-25	ALL16152-25	ALL16153-25	ALL16154-25	-	-

*USS washers have a larger O.D. than SAE washers

Jam Nuts - Standard Hex

Allstar jam nuts have many uses. Great for locking rod ends tightly on suspension tubes or rack and pinion steering units. Package of 4, unless noted.

Thread	Wrench	Steel	Aluminum
1/4"-28 RH	7/16"	ALL18250	-
1/4"-28 LH	7/16"	ALL18251	-
5/16"-24 RH	1/2"	ALL18252	-
5/16"-24 LH	1/2"	ALL18253	-
3/8"-24 RH	9/16"	ALL18254	ALL18274
3/8"-24 LH	9/16"	ALL18255	ALL18275
7/16"-20 RH	11/16"	ALL18256	ALL18276
7/16"-20 LH	11/16"	ALL18257	ALL18277
1/2"-20 RH	3/4"	ALL18258	ALL18278
1/2"-20 LH	3/4"	ALL18259	ALL18279
5/8"-18 RH	15/16"	ALL18260	ALL18280
5/8"-18 LH	15/16"	ALL18261	ALL18281
3/4"-16 RH	1-1/8"	ALL18262	ALL18282
3/4"-16 LH	1-1/8"	ALL18263	ALL18283
3/4"-10 RH	1-1/8"	ALL18264 [†]	-
7/8"-9 RH	1-5/16"	ALL18266 [†] (Sway Bar Adj.)	-
1"-8 RH	1-1/2"	ALL56110 [†] (Jack Bolt)	-

[†]Sold each. [‡]Commonly used with UBM35-1107, 3/4"-10 jack bolt.


Jam Nuts - Small Hex

Specialty jam nuts have smaller outside diameters, allowing smaller wrenches to be used when changing radius rod lengths. Example: with 1/2" bolts, the same 3/4" wrench can be used to adjust radius rod or mounting hole locations. Package of 4.



Thread Size	Wrench Size	Steel	Alum.	Black Alum.
5/8"-18 RH	3/4"	ALL18292	ALL18296	ALL18286
5/8"-18 LH	3/4"	ALL18293	ALL18297	ALL18287
3/4"-16 RH	15/16"	ALL18294	ALL18298	ALL18288
3/4"-16 LH	15/16"	ALL18295	ALL18299	ALL18289

Steel Jam Nut Assortments



Assortments contain five each of 1/4"-20, 5/16"-24, 3/8"-24, 7/16"-20, 1/2"-20, 5/8"-18 and 3/4"-16.

ALL18290 35 Asst. RH Jam Nuts
ALL18291 35 Asst. LH Jam Nuts

Set Screws

Standard cup point set screws are manufactured from alloy steel and heat treated for maximum holding power. Common replacements for oil pump pulleys, coil over kits and many other applications. Package of 10.



ALL16902 #10-24 x 3/8"
ALL16903 #10-32 x 3/8"
ALL16905 1/4"-20 x 1/4"
ALL16907 1/4"-20 x 3/4"

Socket Head Bolts Coarse Thread Grade 5

Socket head bolts are coarse thread, grade 5. Package of 5.



Length	1/4"-20	5/16"-18	3/8"-16	7/16"-14	1/2"-13
3/4"	ALL16731	ALL16741	ALL16751	-	-
1"	ALL16732	ALL16742	ALL16752	ALL16762	ALL16772
1-1/2"	ALL16734	ALL16744	ALL16754	ALL16764	ALL16774
2"	ALL16736	ALL16746	ALL16756	ALL16766	ALL16776

Black Half Nuts ALL17048

Black plated steel 1/2"-20 nylon lock nuts are grade 8 and a lightweight option to keep fasteners in place. Package of 10.



Tapered Spacers

Universal spacers have many uses including spacing rod ends on linkages to prevent binding or just to provide clearance. Spacers provide a finished look when fitting body panels or spacing components away from floors and firewalls. Package of 2.



I.D.	Small O.D.	Large O.D.	Length	Steel	Aluminum
1/4"	.345	.500	1/4"	-	ALL18700
			1/2"	-	ALL18702
5/16"	.475	.625	1/4"	-	ALL18706
			1/2"	-	ALL18708
3/8"	.525	.680	1/4"	-	ALL18712
			1/2"	-	ALL18714
			1"	-	ALL18716
1/2"	.740	.995	1/4"	ALL18570	ALL18590
			3/8"	ALL18571	-
			1/2"	ALL18572	ALL18592
			3/4"	ALL18574	ALL18594
			1"	ALL18576	ALL18596
			1-1/2"	ALL18578	ALL18595
5/8"	.825	.995	1/4"	ALL18580	ALL18597
			1/2"	ALL18582	ALL18598
			3/4"	ALL18584	ALL18599
			1"	ALL18586	-
			1-1/2"	ALL18585	-
3/4"	.950	1.125	1/2"	ALL18587	-
			3/4"	ALL18588	-
			1"	ALL18589	-

Hourglass Spacers

NEW!



Tired of simple spacers on your cool ride, these spacers look nice while also offering additional support on both ends. Package of 2.

Length	1/4" I.D.	5/16" I.D.	3/8" I.D.	1/2" I.D.
	1" O.D.	1" O.D.	1" O.D.	1-1/2" O.D.
1/4"	ALL18800	ALL18810	ALL18820	ALL18830
1/2"	ALL18802	ALL18812	ALL18822	ALL18832
1"	ALL18804	ALL18814	ALL18824	ALL18834
1-1/2"	ALL18806	ALL18816	ALL18826	ALL18836
2"	ALL18808	ALL18818	ALL18828	ALL18838

Aluminum Flat Spacers

Flat spacers are great for shimming and adding additional clearance to brackets for brake calipers, power steering, alternators, dry sump pumps, or just about anything to help with alignment issues. Package of 2.



Thickness	3/8" I.D. (11/16" O.D.)	1/2" I.D. (1" O.D.)
1/8"	ALL18740	ALL18760
1/4"	ALL18742	ALL18762
3/8"	ALL18744	ALL18764
1/2"	ALL18746	ALL18766

Rod End Reducer Bushings

Steel bushings reduce the rod end pivot ball I.D. to accept a smaller bolt size.



O.D. To I.D.	2-Pack	10-Pack
1/2" To 3/8"	ALL18565	ALL18565-10
5/8" To 1/2"	ALL18566	ALL18566-10
3/4" To 1/2"	ALL18567	ALL18567-10
3/4" To 5/8"	ALL18568	ALL18568-10

High Misalignment Reducer Spacers

Dual purpose spacers reduce fastener size mounting hole and allow the rod end to rotate more than 30 degrees in each direction which is 25% more than most standard spacers. Stainless steel spacers resist rust and corrosion. Package of 2.



Rod End Size	O.D. I.D.	O.D. "A"	Length "B"	Overall Width "C"	Part No.
5/8"	1/2"	.750"	.465"	1.68"	ALL18785
3/4"	1/2"	.890"	.475"	1.825"	ALL18786
3/4"	5/8"	.890"	.475"	1.825"	ALL18787

5/8" Rod End Reducer Spacers

Reducer spacers fit into 5/8" rod ends, reducing the hole size for 1/2" hardware while also spacing the rod end away from chassis brackets.



ALL18615

ALL18612

Standard spacers are 3/4" O.D. and flanged spacers have 1" O.D. flanges to help support rod end. Size referenced indicates the amount of space between rod end pivot ball and chassis bracket. Package of 2.

Standard Spacers

- ALL18615..... Aluminum, 1/2"
- ALL18617..... Aluminum, 1"
- ALL18618..... Aluminum, 1-1/4" **NEW!**
- ALL18619..... Aluminum, 1-3/4" **NEW!**



Flanged Spacers

- ALL18611..... Aluminum, 1/4"
- ALL18613..... Aluminum, 1/2"
- ALL18610 Steel, 1/4"
- ALL18612..... Steel, 1/2"



Shock Spacers

Steel spacers have a 1/2" I.D. and 3/4" O.D. and can be used in a variety of other locations.



Length	2-Pack	10-Pack
1/4"	ALL64280	ALL64280-10
1/2"	ALL64282	ALL64282-10
5/8"	ALL64283	ALL64283-10
3/4"	ALL64284	ALL64284-10

Rod Ends

Two-piece spherical rod ends have a pivoting steel ball and are sold each.



Bore x Thread	RH Male	LH Male	RH Female	Strength
Standard Series Steel				
1/4" x 1/4"-28	ALL58004	ALL58014	ALL58034	2,835 Lbs
5/16" x 5/16"-24	ALL58005	ALL58015	ALL58035	4,517 Lbs
3/8" x 3/8"-24	ALL58006	ALL58016	ALL58036	6,323 Lbs
1/2" x 1/2"-20	ALL58008	ALL58018	ALL58038	10,046 Lbs
5/8" x 5/8"-18	ALL58010	ALL58020	ALL58040	15,488 Lbs
3/4" x 3/4"-16	ALL58012	ALL58022	ALL58042	15,894 Lbs
3/4" x 3/4"-16**	ALL58013†	-	-	15,894 Lbs
Pro Series Steel (Moly) – Black				
1/2" x 1/2"-20	ALL58058	ALL58068	-	17,000 Lbs
1/2" x 5/8"-18	ALL58059	ALL58069	-	19,300 Lbs
5/8" x 5/8"-18	ALL58060	ALL58070	-	18,000 Lbs
3/4" x 3/4"-16	ALL58062	ALL58072	-	25,000 Lbs
Pro Series Steel (Moly) – Black (PTFE Lined)				
1/2" x 5/8"-18	ALL58079	ALL58084	-	17,650 Lbs
5/8" x 5/8"-18	ALL58080	ALL58085	-	15,200 Lbs
3/4" x 3/4"-16	ALL58082	ALL58086	-	21,400 Lbs
Aluminum – Black				
1/2" x 1/2"-20	ALL58088	ALL58098	-	7,700 Lbs
1/2" x 5/8"-18	ALL58089	ALL58099	-	15,000 Lbs

†ALL58013 has an oversized hole and is for use with steering shaft tubing.

Heavy Duty 3/4" Chrome Moly Rod Ends

Often referred to as "Aircraft-Style", these heavy duty 4130 chrome moly rod ends have larger bodies, making them thirty percent stronger than standard 3/4" rod ends. These rod ends are commonly used on Panhard bars and lower strut rods.



ALL99314 ALL99315

ALL99314 RH Male, 3/4" x 3/4"-16
ALL99315 RH Female, 3/4" x 3/4"-16

3/4" Solid Rod End **ALL58112**

Solid rod ends are built using 1045 steel and are then chrome plated for added wear resistance. End has a body width of .875" to match the width of standard rod ends.



Bolt Center Caps **ALL10678**

Caps slip over the head of standard 1/2" bolts to accurately measure the center-to-center length of installed suspension tube assemblies. Machined step secures the end of a standard tape measure for easy reading of the length to the center of the opposite cap. Caps feature a built-in O-ring that allows the cap to swivel on the bolt head and keeps it from falling off. Package of 2.



Steel Shock Quick Pins

Steel shock quick pins allow coil-over shocks to be quickly serviced or changed. ALL60108 will work with Allstar coil-over brackets, eliminating the need for a separate bushing. ALL60109 is commonly used on non-bushing type brackets, but can be used with Allstar brackets along with bushing. Shock quick pins are 2-1/2" long and include a hairpin.



ALL60108

ALL60109

Titanium Shock Quick Pins

Titanium shock quick pins allow coil-over shocks to be quickly serviced or changed. ALL17120 has a long shoulder and will work with Allstar coil-over brackets, eliminating the need for a separate bushing. ALL17121 is commonly used on non-bushing type brackets, but can be used with Allstar brackets along with bushing. Shock quick pins are 2-1/2" long and include a hairpin.

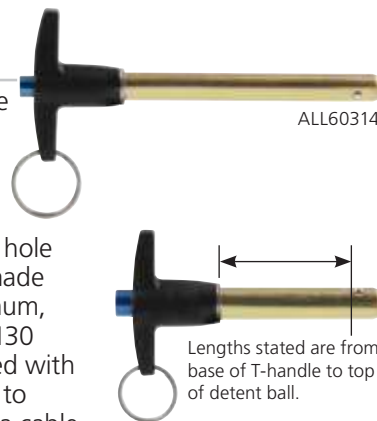


ALL17120

ALL17121

Quick Release T-Handle Pins

Positive lock quick release pins hold tightly in place until the handle button is depressed, allowing the pin to be inserted or removed into or out of a hole with ease. Handles are made from die cast 380 aluminum, shanks are made from 4130 steel. Each pin is equipped with a stainless steel split ring to allow the attachment of a cable assembly.



ALL60314

Lengths stated are from base of T-handle to top of detent ball.

- | | |
|-----------------------------|-----------------------------|
| ALL60300..... 1/4" x 1" | ALL60314..... 3/8" x 3" |
| ALL60301..... 1/4" x 1-1/2" | ALL60318..... 1/2" x 2" |
| ALL60302..... 1/4" x 2" | ALL60320..... 1/2" x 2-1/2" |
| ALL60304..... 5/16" x 1" | ALL60322..... 1/2" x 3" |
| ALL60306..... 5/16" x 2" | ALL60324..... 1/2" x 3-1/2" |
| ALL60308..... 5/16" x 3" | ALL60326..... 5/8" x 2" |
| ALL60310..... 3/8" x 1" | ALL60328..... 5/8" x 2-1/2" |
| ALL60312..... 3/8" x 2" | ALL60330..... 5/8" x 3" |

Quick Pin Lock Collar

Steel lock collar provides a positive lock for quick release pins. Black coated collar with button head machine screw allows attachment of a securing device, like an Allstar lanyard (ALL18461 or ALL18463).



ALL60335



ALL60335..... 1/2" Collar With 10-32 Screw
ALL60336..... 5/8" Collar With 1/4"-28 Screw



1/2" Steel Hood Pin Kits

Kits include two each: 4" long x 1/2" dia. chrome steel pins, chrome steel scuff plates, clips, and four nuts. Available with flip-over or hairpin-style clips.

- ALL18512..... Kit With 3/16" Dia. Flip-Over Clips
- ALL18513..... Kit With 1/4" Dia. Flip-Over Clips
- ALL18514..... Kit With 5/32" Dia. Hairpin Clips



Replacement Parts

- ALL18515..... 3/16" Flip-Over Clip, 2-Pack
- ALL18506 1/4" Flip-Over Clip, 2-Pack
- ALL18516..... 5/32" Hairpin Clip, 2-Pack
- ALL18517..... Chrome Scuff Plate, 4-Pack

1/2" Aluminum Hood Pin Kits

Kits include two each: 4" x 1/2" dia. aluminum pins, aluminum scuff plates, flip over style, 1/4" dia. steel clips, and four nuts. Clip flips over pin and over-center action locks clip in place.



Color	Complete Kit	Pins Only, 1-Pair
Silver (Plain)	ALL18500	ALL18507
Red Anodized	ALL18501	ALL18508
Blue Anodized	ALL18502	ALL18509
Gold Anodized	ALL18503	ALL18510
Black Anodized	ALL18504	ALL18511

Replacement Parts

- ALL18506 1/4" Flip-Over Clip, 2-Pack
- ALL18518..... Aluminum Scuff Plate, 1/2" Hole, 4-Pack

3/8" Aluminum Hood Pin Kits

Kits include two aluminum 3-1/2" x 3/8" dia. pins, two aluminum scuff plates, two flip over style 3/16" dia. steel clips, and four nuts. Clip flips over stud and locks into place. Over-center action keeps clip in place.




Color	Complete Kit	Pins Only, 1-Pair
Silver (Plain)	ALL18480	ALL18487
Red Anodized	ALL18481	ALL18488
Blue Anodized	ALL18482	ALL18489
Black Anodized	ALL18484	ALL18491

Replacement Parts

- ALL18515..... 3/16" Flip-Over Clip, 2-Pack
- ALL18519..... Aluminum Scuff Plate, 3/8" Hole, 4-Pack
- ALL18471 Scuff Plate, 1/2" Hole, 4-Pack
- ALL18515..... 3/16" Flip-Over Clip, 2-Pack

Lightweight Hood Pin Kits

Kits include two 2-3/4" long gun-drilled aluminum pins, two clips, two lightweight aluminum plates and four steel jam nuts.



Color	Kit With 3/8" Pins	Kit With 1/2" Pins
Silver (Plain)	ALL18472	ALL18476
Black Anodized	ALL18473	ALL18477

Replacement Parts

- ALL18492 3/8" Hood Pin, Silver, 2-Pack
- ALL18493 3/8" Hood Pin, Black, 2-Pack
- ALL18494 1/2" Hood Pin, Silver, 2-Pack
- ALL18495 1/2" Hood Pin, Black, 2-Pack
- ALL18470 Scuff Plate, 3/8" Hole, 4-Pack

Hood Pin Supports

Supports thread onto hood pins (before installation) and are a good alternative to sections of rubber hose commonly used to support hoods and deck lids. Once supports are in place, a set screw prevents movement. Supports work with Allstar Performance aluminum hood pins and other fully threaded hood pins. Package of 2.



- ALL18478 3/8"-24
- ALL18479 1/2"-20

Hood Pin Extensions

Aluminum extensions fit into existing chassis mounts. 1/2"-20 male to 1/2"-20 female, with 13/16" thread depth. Sold each.



- ALL18524 1-3/4" Tall
- ALL18525 2-3/4" Tall

Hood Pin Adapters


Aluminum adapters convert existing chassis mounts over to hood pin mounts. Sold each.



- ALL18526 Converts 1/2" Fine Hood Pin Mount To 3/8" Hood Pin, 1/2"-20 Male To 3/8"-24 Female
- ALL18527 Converts 1/2" Coarse Mount To 1/2" Hood Pin, 1/2"-13 Male To 1/2"-20 Female

Plastic Scuff Plates

Sturdy plastic scuff plates have a raised center for quick easy removal of hood pin clips. Plates have a 1/2" center hole and four recessed rivet holes for simplified installation.



Color	4-Pack	25-Pack
Black	ALL18430	ALL18430-25
White	ALL18431	ALL18431-25
Red	ALL18432	ALL18432-25
Blue	ALL18433	ALL18433-25
Orange	ALL18434	ALL18434-25



Zane Devilbiss

Scuff Plates

Scuff plates are used to protect painted finishes from repeated hood pin clip use. Plates are drilled for mounting screws or 1/8" diameter rivets. Package of 4.

Description	1/2" Hole	3/8" Hole
Chrome Steel	ALL18517	-
Aluminum	ALL18518	ALL18519
LW Aluminum	ALL18471	ALL18470



ALL18517



ALL18471

Hood Pin Clips

The same quick removal pins and clips included with Allstar's hood pin kits. Hairpin clip has a rotated loop for easy grasp and the flip over clips have a loop with an over center locking feature that keeps pin in place. Package of 2.

- ALL18516..... Hairpin Clip, 5/32"
- ALL18515..... Flip-Over Clip, 3/16"
- ALL18506..... Flip-Over Clip, 1/4"



ALL18516



ALL18506

Flip-Over Clip With Lanyard

Our most popular size flip-over clip commonly used with hood pins is now available with an added lanyard which fastens to body panel for easy installation and prevents lost clips. Sold each.

- ALL18460..... Clip With 6" Lanyard
- ALL18462..... Clip With 10" Lanyard



Steel Lanyards

Steel lanyards feature 1/16" diameter cable with 3/4" loops on each end for light duty applications such as hood pins or retention of similar type fasteners to prevent loss.

- ALL18461..... 6" Long
- ALL18463..... 10" Long



Nylon Lanyards **ALL18468**

Nylon lanyards feature a molded end with a 3/16" hole on one end and a snap together open loop on the other end to quickly and easily secure a variety of components. Once snapped together, loop is permanently locked. 10" long, package of 4.

Diaper Pins

Steel diaper pins are zinc coated. Sold each.

- ALL18446..... 1-3/4", .060" Diameter
- ALL18448..... 2-3/4", .090" Diameter



Lock Pins

Use lock pin in place of a bolt for items that need to be removed frequently or easily. Wire loop folds over pin to lock in place. Size noted is under head length to end of pin. Sold each.

- ALL18452..... 1/4" x 2"
- ALL18454..... 5/16" x 2-3/4"



Aluminum Line Clamps

Aluminum clamps have a protective neoprene cushion to prevent abrasion and a 1/4" mounting hole to secure electrical wiring, hoses or cables to a panel or frame.

Clamp Size	10-Pack	50-Pack
3/16"	ALL18300	ALL18300-50
1/4"	ALL18301	ALL18301-50
3/8"	ALL18302	ALL18302-50
1/2"	ALL18303	ALL18303-50
5/8"	ALL18304	ALL18304-50
3/4"	ALL18305	ALL18305-50
7/8"	ALL18306	ALL18306-50
1"	ALL18307	ALL18307-50
1-1/4"	ALL18308	ALL18308-50



Nylon Line Clamps

Black nylon clamps have a 3/16" mounting hole to secure electrical wiring, hoses or cables to a panel or frame.

Clamp Size	10-Pack	50-Pack
1/8"	ALL18309	ALL18309-50
3/16"	ALL18310	ALL18310-50
1/4"	ALL18311	ALL18311-50
3/8"	ALL18312	ALL18312-50
1/2"	ALL18313	ALL18313-50
5/8"	ALL18314	ALL18314-50
3/4"	ALL18315	ALL18315-50
1"	ALL18317	ALL18317-50



Universal Line Clamps

Two-piece aluminum clamps dress up wiring or hard lines. Package of 4.

- ALL18320..... 3/16"
- ALL18321..... 1/4"
- ALL18322..... 5/16"
- ALL18323..... 3/8"



Hose Clamps

Heavy duty all stainless steel construction clamps are easily tightened with a deep slot hex head screw. Superior to standard hardware store clamps.



Part No.	Min O.D.	Max O.D.
2-Pack		
ALL18330	1/4"	5/8"
ALL18332	1/2"	1-1/8"
ALL18334	1"	2"
ALL18336	1-5/16"	2-1/4"
ALL18338	1-9/16"	2-1/2"
ALL18340	1-5/8"	3-1/2"
ALL18342	2-5/8"	4-1/2"
10-Pack		
ALL18330-10	1/4"	5/8"
ALL18332-10	1/2"	1-1/8"
ALL18334-10	1"	2"
ALL18336-10	1-5/16"	2-1/4"
ALL18338-10	1-9/16"	2-1/2"



WARNING PROP. 65 (See Below)

NPT To AN Fittings

1/8"-27NPT steel fittings are commonly used when connecting braided lines to brake calipers, engine oiling systems, etc.

- ALL50000 1/8"NPT Male To -3AN Straight, 2-Pack
- ALL50001..... 1/8"NPT Male To -4AN Straight, 2-Pack
- ALL50010 1/8"NPT Male To -3AN 45 Deg.
- ALL50011 1/8"NPT Male To -4AN 45 Deg.
- ALL50018 1/8"NPT Male To -3AN 90 Deg.
- ALL50019 1/8"NPT Male To -4AN 90 Deg.
- ALL50020..... 1/8"NPT Male To -3AN 90 Deg. Tall
- ALL50021 1/8"NPT Male To -4AN 90 Deg. Tall
- ALL50199 1/8"NPT Female To -3AN
- ALL50200..... 1/8"NPT Female To -4AN



NPT Fittings

Popular 1/8"-27NPT fittings used for a variety of applications.

- ALL50182 1/8"NPT Plug, 4-Pack
- ALL50184..... 1/8"NPT Male Union, 4-Pack
- ALL50185 1/8"NPT Female Union, 4-Pack
- ALL50199 1/8"NPT Female To -3AN
- ALL50200..... 1/8"NPT Female To -4AN
- ALL50138 1/8"NPT Tee, 2-Pack
- ALL50139 1/8"NPT Tee, 2-Pack



Petcock ALL99030

Replacement petcock for Allstar breather and overflow tanks is also perfect for draining coolant from engines. 1/4"NPT threads.



Master Cylinder Adapter Fittings ALL41012

Fittings adapt master cylinders or combination valves with 1/2"-20 and 9/16"-18 ports to accept 3/16" inverted flare brake line with standard 3/8"-24 fittings. Kit includes one of each fitting.



WARNING: PROP. 65
The products on this page can expose you to lead, which is known to the State of California to cause cancer, birth defects or other reproductive harm.

WARNING PROP. 65 (See Below)

Inverted Flare Fittings

An inverted flare fitting is a common brake fitting designed to withstand the high pressures found in braking systems.

- ALL50120 3/16" To Male 1/8"-27NPT Straight, 4-Pack
- ALL50125 3/16" To Male 1/8"-27NPT 90 Degree, 4-Pack
- ALL50127 3/16" To Female 1/8"-27NPT, 4-Pack
- ALL50136 3/16" Tee, 2-Pack
- ALL50137 3/16" Tee w/1/8"-27NPT Port
- ALL50135 3/16" Tee With 1/8"-27NPT Male Nipple On Side
- ALL50183 3/16" Plug, 4-Pack
- ALL50130 3/16" Union, 4-Pack
- ALL50121 1/4" To 1/8"-27NPT Straight, 4-Pack
- ALL50129 1/4" To 5/16", 2-Pack
- ALL50131 1/4" Union, 4-Pack
- ALL50132 5/16" Union, 4-Pack
- ALL50133 3/8" Union, 4-Pack



Clip-In Adapter Fittings

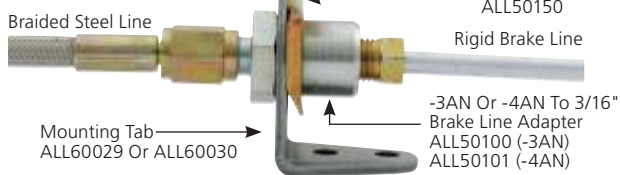
Steel adapter fittings provide a bulkhead style connection to AN lines that can be mounted directly to the chassis by using tabs or brackets and retainer clips. Fittings fit in a 5/8" hole and are sold in packs of 2.

- ALL50100 3/16" Inverted Flare To -3AN
- ALL50101 3/16" Inverted Flare To -4AN
- ALL50102 1/8"-27NPT To 3AN
- ALL50103 1/8"-27NPT To 4AN
- ALL60029 Bolt-on Tabs 2-Pack
- ALL60030 Weld-on Tabs 4-Pack
- ALL50150 Retainer Clip 4-Pack



TECH TIP

Installation Reference



Bolt-In Adapter Fittings

Bulkhead style aluminum fittings adapt 3/16" inverted flare line to an AN type fitting. The 9/16" threaded body with attaching nut can be mounted through a C-channel style frame or a chassis tab.

- ALL50104 3/16" To 3AN
- ALL50105 3/16" To 4AN
- ALL60092 Weld-On Tabs, 4-Pack





WARNING PROP. 65 (See Below)

Bleeder Fitting With Screw ALL50180

Designed for popular aftermarket calipers, these fittings have 1/8"-27 threads and include a 1/4"-28 bleeder screw. Sold in a pack of 4.



Banjo Fittings

Banjo fittings are commonly used with banjo bolts and crush washers in stock type calipers to allow direct connection of a steel braided line and allow pivoting the line as needed. Fittings are sold in a pack of 2.

- ALL50060 3/8" To -3AN
- ALL50061 3/8" To -4AN
- ALL50062 7/16" To -3AN
- ALL50063 7/16" To -4AN
- ALL50067 10mm To -3AN
- ALL50068 10mm To -4AN
- ALL50066 10mm To -4AN Extended



Banjo Bolts

Banjo bolts are a drilled bolt to allow fluid to pass through and are commonly used with banjo fittings and crush washers in stock type calipers to allow direct connection of a steel braided line. Bolts are sold in a pack of 2.

- ALL50070 3/8"-24
- ALL50072 7/16"-20
- ALL50076 10mm-1.25
- ALL50077 10mm-1.50



Crush Washers

Crush washers are used when sealing metal to metal contact points of banjo fittings and bolts. Soft material conforms to the irregularities of the sealing surfaces. Washers are sold in a pack of 10.



- ALL50082 3/8" And 10mm
- ALL50080 ... 7/16"

Caliper Fittings

Commonly used in stock type calipers in place of the banjo fitting and bolt. Fittings allow direct connection to a steel braided line. Fittings are sold in a pack of 2.



ALL50029
ALL50030
ALL50036

ALL50032

ALL50035

- ALL50029 3/8"-24 To -3AN Straight
- ALL50030 3/8"-24 To -4AN Straight
- ALL50032 7/16"-20 To -4AN Straight
- ALL50035 7/16"-20 To -4AN 90 Deg.
- ALL50037 10mm - 1.50 To -3AN Straight
- ALL50036 10mm - 1.50 To -4AN Straight
- ALL50040 10mm - 1.50 To Female 1/8"-27NPT



ALL50040



WARNING: PROP. 65

The products on this page can expose you to lead, which is known to the State of California to cause cancer, birth defects or other reproductive harm.



WARNING PROP. 65

Steel Tube Nut And Sleeve

Tube nuts and sleeves are used when making hard line connections to male AN fittings. Line requires a 37 degree flare for proper sealing. Package of 4.

- ALL50300 -3AN Tube Nut
- ALL50310 -3AN Tube Sleeve



ALL50300



ALL50310

Aluminum Tube Nuts And Sleeves

Aluminum tube nuts and sleeves are used with corresponding hard lines to connect to male AN fittings. Line requires a 37 degree flare for proper sealing. Package of 2.



ALL50320



ALL50330

Size (Female)	For Tubing O.D.	Tube Nut	Tube Sleeve
-3	3/16"	ALL50320	ALL50330
-4	1/4"	ALL50321	ALL50331
-6	3/8"	ALL50322	ALL50332
-8	1/2"	ALL50323	ALL50333
-10	5/8"	ALL50324	ALL50334

3/16" Nylon Brake Line Compression Fittings



ALL48032

ALL48033

ALL48034

ALL48035

ALL48036

- ALL48032 1/8"-27NPT Male To 3/16" Straight
- ALL48033 1/8"-27NPT Male To 3/16" 90 Degree
- ALL48034 3/16" Union
- ALL48035 3/16" Tee, All Compression
- ALL48036 3/16" Captured End Caps, 10-Pack

3/16" Nylon Brake Line Push Lock Fittings



ALL48020

ALL48021

ALL48022

ALL48023

- ALL48020 1/8"-27NPT Male To 3/16"
- ALL48021 1/8"-27NPT Female To 3/16"
- ALL48022 3/16" Tee, All Push Lock
- ALL48023 3/16" Tee, Two Pushlock And One 1/8"-27NPT Male

Quick Disconnect Couplings

2-piece couplings allow lines to be separated without loss of fluid or requirement of bleeding. Commonly used on brake systems when changing front or rear axle assembly, hydraulic wing cylinders, a hydraulic clutch system using a hydraulic throw out bearing or when servicing a transmission with an internal hydraulic clutch.



ALL50215



ALL50212

ALL50213



ALL50209


- ALL50215 Steel Coupling With 1/8" NPT Female Threads
- ALL50212 Alum. Coupling With -3AN Male Threads
- ALL50213 Alum. Coupling With -4AN Male Threads
- ALL50209 Premium Coupling Fitting With 3AN Male Threads



Braided Steel Lines

A wide selection of braided steel lines in various lengths. All lines come with one straight end and your choice of straight, 45° or 90° on the other end. The inner PTFE hose is compatible with all brake fluids. The braided stainless steel outer covering resists abrasion and corrosion. Ideal for use where bending and flexing occurs. More durable than rubber hose. Lengths stated are overall end-to-end, including fittings.

Note: Lines are also available in 5-pack and 25-pack quantities. Add a (-5) or (-25) to end of part number. Example ALL46400-6-25 for a 25-pack. Lengths stated are overall end-to-end, including fittings. Lines are NOT D.O.T. approved.



#3 Braided Steel Lines With -3 Ends

Length	Two -3 Straight	-3 Straight And -3 45°	-3 Straight And -3 90° Forged	-3 Straight And -3 90° Tube
6"	ALL46300-6	-	ALL46302-6	ALL46304-6
9"	ALL46300-9	-	ALL46302-9	ALL46304-9
10"	ALL46300-10	-	ALL46302-10	ALL46304-10
12"	ALL46300-12	-	ALL46302-12	ALL46304-12
14"	ALL46300-14	ALL46301-14	ALL46302-14	ALL46304-14
15"	ALL46300-15	ALL46301-15	ALL46302-15	ALL46304-15
16"	ALL46300-16	ALL46301-16	ALL46302-16	ALL46304-16
18"	ALL46300-18	ALL46301-18	ALL46302-18	ALL46304-18
20"	ALL46300-20	-	ALL46302-20	ALL46304-20
21"	ALL46300-21	-	ALL46302-21	ALL46304-21
22"	ALL46300-22	-	ALL46302-22	ALL46304-22
24"	ALL46300-24	ALL46301-24	ALL46302-24	ALL46304-24
26"	ALL46300-26	-	ALL46302-26	ALL46304-26
28"	ALL46300-28	-	ALL46302-28	ALL46304-28
30"	ALL46300-30	-	ALL46302-30	ALL46304-30
32"	ALL46300-32	-	ALL46302-32	ALL46304-32
34"	ALL46300-34	ALL46301-34	-	-
36"	ALL46300-36	-	ALL46302-36	ALL46304-36
40"	ALL46300-40	-	-	-
42"	ALL46300-42	-	ALL46302-42	ALL46304-42
43"	ALL46300-43	-	-	-
44"	ALL46300-44	-	-	-
47"	ALL46300-47	-	-	-
48"	ALL46300-48	-	ALL46302-48	ALL46304-48
50"	ALL46300-50	-	-	-
60"	ALL46300-60	-	ALL46302-60	ALL46304-60
108"	ALL46300-108	-	-	-
120"	ALL46300-120	-	-	-
180"	ALL46300-180	-	-	-



Straight End



45° End



90° Forged End



90° Tube End

#4 Braided Steel Lines With -4 Ends

Length	Two -4 Straight	-4 Straight And -4 45°	-4 straight And -4 90° Forged	-4 Straight And -4 90° Tube
6"	ALL46400-6	-	ALL46402-6	ALL46404-6
9"	ALL46400-9	-	ALL46402-9	ALL46404-9
10"	ALL46400-10	-	ALL46402-10	ALL46404-10
12"	ALL46400-12	-	ALL46402-12	ALL46404-12
14"	ALL46400-14	-	ALL46402-14	ALL46404-14
15"	ALL46400-15	ALL46401-15	ALL46402-15	ALL46404-15
16"	ALL46400-16	-	ALL46402-16	ALL46404-16
18"	ALL46400-18	ALL46401-18	ALL46402-18	ALL46404-18
20"	ALL46400-20	-	ALL46402-20	ALL46404-20
21"	ALL46400-21	-	ALL46402-21	ALL46404-21
22"	ALL46400-22	-	ALL46402-22	ALL46404-22
24"	ALL46400-24	ALL46401-24	ALL46402-24	ALL46404-24
26"	ALL46400-26	-	ALL46402-26	ALL46404-26
28"	ALL46400-28	-	ALL46402-28	ALL46404-28
30"	ALL46400-30	-	ALL46402-30	ALL46404-30
32"	ALL46400-32	-	ALL46402-32	ALL46404-32
36"	ALL46400-36	-	ALL46402-36	ALL46404-36
42"	ALL46400-42	-	ALL46402-42	ALL46404-42
48"	ALL46400-48	-	ALL46402-48	ALL46404-48
60"	ALL46400-60	-	ALL46402-60	ALL46404-60
90"	ALL46400-90	-	-	-
120"	ALL46400-120	-	ALL46402-120	ALL46404-120
180"	ALL46400-180	-	-	-



Coated Braided Steel Lines With Steel Ends

Black coated braided steel lines with steel ends. Choose #3 or #4 line in straight/straight or straight/ 90° configurations. Lengths stated are overall, end-to-end.



Length	#3 Line		#4 Line	
	Two -3 Straight	-3 90° and -3 Straight	Two -4 Straight	-4 90° and -4 Straight
12"	ALL48430-12	ALL48434-12	ALL48440-12	ALL48444-12
15"	ALL48430-15	ALL48434-15	ALL48440-15	ALL48444-15
18"	ALL48430-18	ALL48434-18	ALL48440-18	ALL48444-18
21"	ALL48430-21	ALL48434-21	ALL48440-21	ALL48444-21
24"	ALL48430-24	ALL48434-24	ALL48440-24	ALL48444-24
30"	ALL48430-30	ALL48434-30	ALL48440-30	ALL48444-30
36"	ALL48430-36	ALL48434-36	ALL48440-36	ALL48444-36

Coated Braided Steel Lines With Aluminum Ends

Black coated braided steel lines have black aluminum ends. Choose #2, #3 or #4 line in straight/straight or straight/ 90° configurations. Lengths stated are overall, end-to-end.



Length	#2 Line		#3 Line		#4 Line	
	Two -3 Straight	Two -3 Straight	-3 90° and -3 Straight	Two -4 Straight Ends	-4 90° And -4 Straight	
6"	ALL48385	ALL48387	ALL48413	ALL48349	ALL48398	
9"	ALL48386	ALL48388	ALL48414	ALL48350	ALL48399	
12"	ALL48371	ALL48361	ALL48415	ALL48351	ALL48400	
15"	ALL48372	ALL48362	ALL48416	ALL48352	ALL48401	
18"	ALL48373	ALL48363	ALL48417	ALL48353	ALL48402	
21"	ALL48374	ALL48364	ALL48418	ALL48354	ALL48403	
24"	ALL48375	ALL48365	ALL48419	ALL48355	ALL48404	
30"	ALL48376	ALL48366	ALL48420	ALL48356	ALL48405	
36"	ALL48378	ALL48368	ALL48422	ALL48358	ALL48407	
40"	ALL48384*	ALL48389*	ALL48426*	ALL48390*	ALL48427*	
48"	ALL48379	ALL48369	ALL48423	ALL48359	ALL48408	
60"	ALL48380	ALL48370	ALL48424	ALL48360	ALL48409	
73"	ALL48383	ALL48382	ALL48425	ALL48381	ALL48410	

***NEW!**

#6 Coated Braided Steel Lines With Aluminum Ends

Black coated braided steel lines have black aluminum straight ends. Lengths stated are overall, end-to-end.

- ALL48465-12 12" ALL48465-120 120"
- ALL48465-24 24" ALL48465-168 168"
- ALL48465-36 36" ALL48465-192 192"
- ALL48465-72 72"

NEW!



SPECIALTY ITEMS FOR THE SHOP, TRAILER & TRACK

Available At Performance Parts Dealers Worldwide

#3 Braided Steel Lines With -4 Ends

Length	Two -4 Straight Ends	-4 90° And -4 Straight
9"	ALL46310-9	ALL46312-9
12"	ALL46310-12	ALL46312-12
15"	ALL46310-15	ALL46312-15
18"	ALL46310-18	ALL46312-18
21"	ALL46310-21	ALL46312-21
24"	ALL46310-24	ALL46312-24
28"	ALL46310-28	ALL46312-28
32"	ALL46310-32	ALL46312-32
36"	ALL46310-36	ALL46312-36
42"	ALL46310-42	ALL46312-42
48"	ALL46310-48	ALL46312-48
60"	ALL46310-60	ALL46312-60
120"	ALL46310-120	ALL46312-120



Braided Steel Lines With 10mm Banjo Fitting

Length	#3 Line		#4 Line
	-3 Straight	-4 Straight	-4 Straight
18"	ALL46340-18	-	ALL46440-18
21"	-	-	ALL46440-21
24"	-	ALL46341-24	ALL46440-24
44"	ALL46340-44	-	-



#4 Braided Steel Lines With 1/8"NPT And Straight -4 Ends

Length	Part No.
18"	ALL46420-18
24"	ALL46420-24
30"	ALL46420-30
36"	ALL46420-36
48"	ALL46420-48



#3 Braided Steel Lines With 3/16" Inverted Flare 90° And Straight -3 Ends

Length	Part No.
24"	ALL46332-24
36"	ALL46332-36
48"	ALL46332-48



Bulkhead Fittings

Black anodized aluminum bulkhead adapter fittings are perfect when plumbing needs to pass through a firewall, interior panel or a mounting bracket.


- ALL50092..... Straight -3AN to -3AN
- ALL50093..... Straight -4AN to -4AN
- ALL50094..... 90 Degree -3AN to -3AN
- ALL50095..... 90 Degree 4AN to -4AN
- ALL50096..... Tee (Run) 3AN (3x)
- ALL50097..... Tee (Run) -4AN (3x)
- ALL50098..... -3AN Bulkhead Nut
- ALL50099..... -4AN Bulkhead Nut



ALL50092
ALL50093



ALL50094
ALL50095



ALL50096
ALL50097

Bulkhead Mounting Tab

ALL60093

One-piece steel mounting tab with 7/16" hole can be bolted to the chassis or rear end to hold bulkhead fittings in place. Bracket is 5/64" thick.



90 Degree Swivel Fitting

Black anodized aluminum fitting swivels a full 360 degrees for convenient hose connection. 1/8"NPT fitting is commonly used in after-market calipers, gauge panels or anywhere a swivel connection would be useful.

- ALL50108..... 1/8"NPT to -3AN
- ALL50109..... 1/8"NPT to -4AN



AN Union Fittings

Black anodized aluminum flare union adapter fittings are commonly used to connect two hoses with female AN ends.

- ALL50090 -3AN to -3AN
- ALL50091..... -4AN to -4AN



Clutch Line Kits

Designed to connect clutch master cylinder to hydraulic throw-out bearing or directly to transmissions with internal clutches. Pre-assembled braided steel hose assemblies have #3 lines and are fitted with one -3AN straight end and one 3/16" inverted flare 90 degree hard line end. Also includes one 1/8" male to -3AN fitting (ALL50000).



ALL46100-24....Kit With 24" Line
 ALL46100-36....Kit With 36" Line
 ALL46100-48 ...Kit With 48" Line

Universal Clutch Line Kit **ALL46101-36**

Universal kit includes a variety of fittings to connect most master cylinders to a hydraulic slave cylinder, throw-out bearing or to an internal clutch transmission including Bert and Brinn style transmissions. Kit includes an 8" long 3/16" hard line, one each of straight and 90 degree male 1/8"NPT to 3/16" inverted flare fittings, one straight female 1/8"NPT to 3/16" inverted flare fitting, two straight male 1/8"NPT to -4AN hose fittings, a 36" #4 braided steel hose with -4 straight fittings and line clamps for the steel and braided line.




Brake Hose Kits

Kits include everything necessary to complete the connection between a 3/16" steel brake line and the brake caliper, including two 15" steel braided hoses. Designed to fit calipers with 10mm x 1.50 threads (ALL42083/ ALL42084) or 7/16" x -20 threads (ALL42081/ALL42082).

Kit Components:

- Two 15" Hoses With -3AN Ends
- Two Banjo Bolts
- Four Crush Washers
- Two Brake Line Clips
- Two -3AN To 3/16" Steel Brake Line Adapters
- Two -3AN Banjo Fittings
- Two Brake Line Tabs



ALL42025 GM Metric Kit With 10mm-1.50" Bolts
 ALL42027 Big GM Kit With 7/16"-20 Bolts

D.O.T. Legal Brake Hose Kits

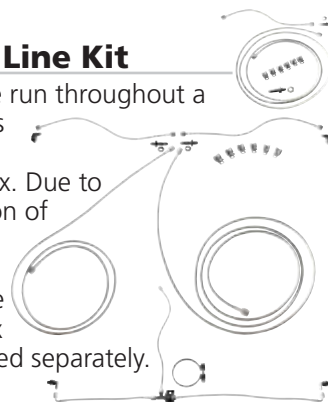
Kits include two 16" long #3 stainless steel braided lines with banjo fittings attached, banjo bolts, crush washers, frame adapter fittings, frame tabs and holding clips.



ALL42032 GM Metric Kit With 10mm-1.50 Bolts
 ALL42033 Big GM Kit With 7/16"-20 Bolts

Dirt Race Car Brake Line Kit

Kit allows braided lines to be run throughout a dirt race car. Includes all lines needed to reach from the calipers to inside the foot box. Due to brand preference and location of pedals, master cylinders and brake shut off, the specific fittings and lines to complete plumbing inside the foot box area will need to be purchased separately.



Concerned about brake pressure? This kit uses #3 line size for stiffer pedal feel while utilizing the more popular -4AN ends.

ALL42052 Kit For Dirt Modifieds With OEM Calipers
 ALL42053 Kit For Dirt Modifieds With Aftermarket Calipers
 ALL42054 Kit For Dirt Late Models With Aftermarket Calipers

Rear End Brake Line Kit (Single Line Drop)

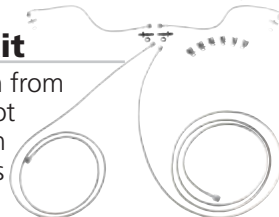
Kit is designed to eliminate "hanging" brake lines near the rear calipers. Rear brake line kits utilize a single line drop located near the left side of the center section. From the drop, the lines tee and run over the top backside of the center section, then across the backside of axle tubes to the calipers. Kit includes braided lines (#3 line with -4AN ends), -4AN tee, 3" axle tube clamp bracket and a tee bracket.



ALL42056... Kit For Dirt Modifieds (60" Wide) With OEM Calipers
 ALL42057... Kit For Dirt Modifieds (60" Wide) W/Aftermarket Calipers
 ALL42058... Kit For Dirt Late Models (62" Wide) W/Aftermarket Calipers

Front End Brake Line Kit

Kits include braided lines to reach from the front calipers to inside the foot box. Braided lines are #3 size with -4AN ends. The #3 line size offers a stiffer pedal feel while utilizing the more popular -4AN ends.



ALL42060..... Kit For Dirt Modifieds With OEM Calipers
 ALL42061 Kit For Dirt Modifieds With Aftermarket Calipers
 ALL42062 Kit For Dirt Late Model With Aftermarket Calipers
 Note: Visit our website for specific components used in these kits!

Gauge Line Kits

Gauge line kits provide easy connection to most mechanical oil and fuel pressure gauges. Includes a pre-assembled length of #4 braided steel line with -4AN ends and male and female 1/8"NPT adapters to work with most applications.



ALL46110-36 Kit With 36" Line
 ALL46110-48 Kit With 48" Line
 ALL46110-60 Kit With 60" Line
 ALL46110-72 Kit With 72" Line



Steel Brake Line

Steel brake line is available in lengths from 8" to 72" for plumbing brake systems. Standard galvanized zinc coating.



Length	3/16" Line With 3/8"-24 Ends	1/4" Line With 7/16"-24 Ends
8"	ALL48048	ALL48064
12"	ALL48050	ALL48066
20"	ALL48052	ALL48068
30"	ALL48054	ALL48070
40"	ALL48056	ALL48072
51"	ALL48058	ALL48074
60"	ALL48060	ALL48076
72"	ALL48062	ALL48078

Stainless Steel Brake Line

304 grade stainless steel line exceeds SAE and DOT requirements. Pre-made lines include standard size stainless ends for years of service and show quality finish.



Length	3/16" Line With 3/8"-24 Ends	1/4" Line With 7/16"-24 Ends
8"	ALL48300	ALL48310
12"	ALL48301	ALL48311
20"	ALL48302	ALL48312
30"	ALL48303	ALL48313
40"	ALL48304	ALL48314
51"	ALL48305	ALL48315
60"	ALL48306	ALL48316
72"	ALL48307	ALL48317

Hard Brake Line Display Rack

ALL052

Display, organize, and inventory many lengths of 3/16" steel brake line. Rack measures 17" wide, and has 21 slots which hold 6 pieces each. Pre-punched mounting holes provide easy mounting on wall or display fixture. Not for use with braided brake lines.



Scott Romszewicz

Photo: Matt Hauch

Coiled Tubing

Coiled tubing works great for building custom length brake lines, transmission lines and fuel lines without unions. Tubing is easy to cut and flare to desired length.



Stainless tubing is 304 grade and double annealed for easy flaring and bending. Coiled tubing does not include flare nuts (sold separately).

Part No.	Size	Material	Length
ALL48040	3/16"	Steel (Zinc Coated)	25 Ft.
ALL48308	3/16"	Stainless	20 Ft.
ALL48326	1/4"	Steel (Zinc Coated)	25 Ft.
ALL48318	1/4"	Stainless	20 Ft.
ALL48327	5/16"	Steel (Zinc Coated)	25 Ft.
ALL48320	5/16"	Stainless	20 Ft.
ALL48328	3/8"	Steel (Zinc Coated)	25 Ft.
ALL48322	3/8"	Stainless	20 Ft.

Inverted Flare Nuts

Flare nuts are used for building custom hard brake lines, transmission cooler lines, oil lines and fuel lines. 3/16" and 1/4" nuts are available to fit most master cylinder and metering/proportioning valve applications. Select proper thread size for line used.



Part No.	Size	Color	Qty.
Flare Nuts For 3/16" Line			
ALL50110	3/8"-24	Zinc Plated	10-Pack
ALL50111	3/8"-24	Stainless	10-Pack
ALL50113	7/16"-20	Red	2-Pack
ALL50114	1/2"-20	Green	2-Pack
ALL50115	9/16"-18	Olive	2-Pack
Flare Nuts For 1/4" Line			
ALL50116	7/16"-20	Zinc Plated	10-Pack
ALL50117	7/16"-20	Stainless	10-Pack
ALL50118	1/2"-20	Gold	2-Pack
ALL50119	9/16"-18	Blue	2-Pack
Flare Nuts For 5/16" Line			
ALL50140	1/2"-20	Zinc Plated	10-Pack
ALL50141	1/2"-20	Stainless	4-Pack
Flare Nuts For 3/8" Line			
ALL50142	5/8"-18	Zinc Plated	10-Pack
ALL50143	5/8"-18	Stainless	4-Pack

Tubing Cutters

Cut plastic, aluminum, copper or steel tubing without distorting or crushing. Standard cutter works with tubing from 1/8" up to 1-1/8" and has wide rollers for even tracking of cutter wheel, built in reamer for cleaning inside of tubing and an extra cutting wheel. Mini cutter can cut tubing from 1/8" to 5/8" in tight areas.



ALL11010



ALL11011

ALL11010..... Mini
ALL11011..... Standard

Double Flare Tool

ALL11015

Double flares 3/16", 1/4", 5/16", 3/8" and 1/2" steel or aluminum and .040" copper tubing at 45 degrees, the most common flare used in custom brake and fuel lines. Includes detailed instructions and a convenient plastic storage case.



37 Degree Flaring Tool

ALL11016

This -AN fitting flare tool is essential when working with 37 degree flared fittings. Tool for use with soft copper, aluminum and brass tubing will precisely flare from -3 to -10 and 3/16" to 5/8".



Universal Line Clamps

Two-piece aluminum clamps dress up wiring or hard line. Package of 4.

- ALL18320 3/16"
- ALL18321 1/4"
- ALL18322 5/16"
- ALL18323 3/8" Nylon



Aluminum Line Clamps

Aluminum clamps have a protective neoprene cushion to prevent abrasion and a 1/4" mounting hole to secure electrical wiring, hoses or cables to a panel or frame.

Clamp Size	10-Pack	50-Pack
3/16"	ALL18300	ALL18300-50
1/4"	ALL18301	ALL18301-50
3/8"	ALL18302	ALL18302-50
1/2"	ALL18303	ALL18303-50
5/8"	ALL18304	ALL18304-50
3/4"	ALL18305	ALL18305-50
7/8"	ALL18306	ALL18306-50
1"	ALL18307	ALL18307-50
1-1/4"	ALL18308	ALL18308-50



Nylon Line Clamps

Black nylon clamps have a 3/16" mounting hole to secure electrical wiring, hoses or cables to a panel or frame.

Clamp Size	10-Pack	50-Pack
1/8"	ALL18309	ALL18309-50
3/16"	ALL18310	ALL18310-50
1/4"	ALL18311	ALL18311-50
3/8"	ALL18312	ALL18312-50
1/2"	ALL18313	ALL18313-50
5/8"	ALL18314	ALL18314-50
3/4"	ALL18315	ALL18315-50
1"	ALL18317	ALL18317-50



Brake Line Kit ALL48030

Quickly plumb any race car using an Allstar nylon brake line kit. Kit extends from the master cylinder to the caliper and includes 35 feet of 3/16" line, compression ends, unions, tees and 1/8" NPT fittings. Race proven for years. Not for street use.



Deluxe Nylon Brake Line Kits

Deluxe kits feature push lock fittings to ease installation. Kits include 30 feet of 3/16" line and fittings. Not for street use.

- ALL48018..... For Use W/O Brake Gauges
- ALL48019..... For Use W/Brake Gauges



3/16" Nylon Brake Line

- ALL48026..... 10 Ft.
- ALL48027..... 50 Ft.
- ALL48028..... 100 Ft.



3/16" Nylon Brake Line Compression Fittings



- ALL48032..... 1/8"-27NPT Male To 3/16" Straight
- ALL48033..... 1/8"-27NPT Male To 3/16" 90 Degree
- ALL48034..... 3/16" Union
- ALL48035..... 3/16" Tee, All Compression
- ALL48036..... 3/16" Captured End Caps, 10-Pack

3/16" Nylon Brake Line Push Lock Fittings



- ALL48020..... 1/8"-27NPT Male To 3/16"
- ALL48021..... 1/8"-27NPT Female To 3/16"
- ALL48022..... 3/16" Tee, All Push Lock
- ALL48023..... 3/16" Tee, Two Pushlock And One 1/8"-27NPT Male



Hunter Jack

Photo: Marcus Berglund



Aluminum Fuel Line

Allstar aluminum fuel line is seamless and available in three diameters. 25 foot coil.

- ALL40180..... 3/8" Dia.
- ALL40185..... 1/2" Dia.
- ALL40186..... 5/8" Dia.



Fuel Cell Hose

Clear vent and filler hose is ideal for circle track cars. Sold in pre-cut lengths of 5', 10' and 20'.



Description	5'	10'	20'
1" I.D. Vent Hose	ALL40160-5	ALL40160-10	ALL40160-20
1-1/4" I.D. Vent Hose	ALL40161-5	ALL40161-10	ALL40161-20
1-1/2" I.D. Vent Hose	ALL40162-5	ALL40162-10	ALL40162-20
2-1/4" I.D. Filler Hose	ALL40168-5	ALL40168-10	ALL40168-20
2-1/2" I.D. Filler Hose	ALL40170-5	ALL40170-10	ALL40170-20

Caps And Plugs

A must for keeping debris out of lines and hoses. Ideal for keeping internal components of dry sump pumps, fuel pumps, pressure regulators, etc. clean during storage. Caps and plugs fit 37° flared fittings and straight threaded ports. Available in plastic and aluminum.



Cap	Plug	AN Size	Thread Size	No. Per Pkg.
Plastic Caps And Plugs				
ALL50801	ALL50811	-3	3/8"-24	20
ALL50802	ALL50812	-4	7/16"-20	20
ALL50803	ALL50813	-6	9/16"-18	20
ALL50804	ALL50814	-8	3/4"-16	20
ALL50805	ALL50815	-10	7/8"-14	10
ALL50806	ALL50816	-12	1-1/16"-12	10
ALL50807	ALL50817	-16	1-5/16"-12	10
ALL50808	ALL50818	-20	1-5/8"-12	5
Aluminum Caps And Plugs				
ALL50821	ALL50831	-3	3/8"-24	20
ALL50822	ALL50832	-4	7/16"-20	20
ALL50823	ALL50833	-6	9/16"-18	20
ALL50824	ALL50834	-8	3/4"-16	20
ALL50825	ALL50835	-10	7/8"-14	10
ALL50826	ALL50836	-12	1-1/16"-12	10
ALL50827	ALL50837	-16	1-5/16"-12	10

Cap And Plug Kits

Kits include five of each size, -3 to -16.

- ALL50800 Plastic Cap Kit
- ALL50810..... Plastic Plug Kit
- ALL50820..... Aluminum Cap Kit
- ALL50830..... Aluminum Plug Kit



Grommet Set ALL18360

Grommets are perfect for protecting wiring and hoses that pass through panels up to 1/16" (.062") thick. Kit includes 36 grommets (6 of each size: 1/4", 5/16", 3/8", 1/2", 5/8" and 11/16"). Grommets are also available in size specific 10-packs.



Part No.	Grommet Hole I.D.	Panel Hole I.D.
ALL18362	3/16"	5/16"
ALL18363	1/4"	3/8"
ALL18364	5/16"	7/16"
ALL18365	3/8"	1/2"
ALL18366	1/2"	5/8"
ALL18367	5/8"	7/8"
ALL18368	11/16"	1"

Vacuum Line

Premium vacuum line resists kinking and is pliable for easy routing. Often used when connecting sensors, vacuum advance units, windshield washers or replacing existing cracked, leaking vacuum lines. Size indicated is I.D. of hose.

- ALL40340..... 5/32", 5' Long
- ALL40341..... 5/32", 50' Long
- ALL40342..... 7/32", 5' Long
- ALL40343..... 7/32", 50' Long



Fuel Line


Premium fuel line is reinforced to help prevent kinking and is rated up to 50 PSI for use with carbureted applications. Fuel line has many other uses, including connecting PCV valves, coolant overflow tanks, and vent lines for transmissions and differentials. Line is compatible with gasoline, E-85, diesel and biodiesel. Size indicated is I.D. of hose.

- ALL40350..... 1/4", 3' Long
- ALL40351..... 1/4", 25' Long
- ALL40353..... 5/16", 3' Long
- ALL40354..... 5/16", 25' Long
- ALL40356..... 3/8", 3' Long
- ALL40357..... 3/8", 25' Long



Fuel Line Kits

Dual feed fuel line kits include the correct fittings and hoses to properly plumb single carburetor applications when connecting to AN style fitting. Line kits also include a capped -4AN fitting which can be easily connected to a fuel pressure gauge. Kits are offered with -6AN or -8AN lines and fittings.



Application	C To C	Carb Thread	Red/Blue	Black
-6 Holley (4150 Series)	9-5/16"	7/8"-20	ALL26154	ALL26164
-8 Holley (4150 Series)	9-5/16"	7/8"-20	ALL26156	ALL26166
-8 Holley (4150 Series)*	9-5/8"	7/8"-20	ALL26159	ALL26169
-8 Holley Ultra HP (4150 Series)	9-5/8"	3/4"-16	-	ALL26165
-8 Holley Dominator (4500 Series)	11-5/8"	7/8"-20	ALL26158	ALL26168
-8 BG Demon	9-5/8"	9/16"-24	ALL26157	ALL26167

*Designed for carburetors with custom metering block including Willy's and KB.



Fuel Logs

Fuel logs efficiently provide fuel to most 4150 series Holley style carburetors with 7/8"-20 inlet threads and standard metering blocks. Choose log with a -8AN male inlet fitting or -8 barbed inlet fitting for use with push lock hose. Logs have 1/2" NPT and 1/8" NPT plugs which can be removed when installing a return line or fuel pressure gauge.
 ALL26152 Fuel Log With -8AN Barbed Inlet Fitting
 ALL26153 Fuel Log With -8AN Male Inlet Fitting



ALL26153

Aluminum Carb Fittings

Convert Holley carburetors with 7/8"-20 threads, Holley Ultra HP with 3/4"-16 ORB threads or BG/Demon style with 9/16"-24 threads to an AN style connection. Anodized aluminum fittings simplify plumbing fuel systems and building custom fuel lines. Fittings sold each.



ALL50890
ALL50892

ALL50900

ALL50902

ALL50901

ALL50894
ALL50896

ALL50904

ALL50906

ALL50905

Fittings With:	Blue	Black
Female -6AN End Holley (7/8"-20)	ALL50890	ALL50892
Male -6AN End Holley (7/8"-20) Short	ALL50894	ALL50896
Female -8AN End Holley (7/8"-20)	ALL50900	ALL50902
Female -8AN End Holley HP (3/4"-16 ORB)	-	ALL50907
Female -8AN End BG/Demon (9/16"-24)	ALL50901	-
Male -8AN End Holley (7/8"-20) Short	ALL50904	ALL50906
Male -8AN End Holley (7/8"-20)	ALL50905	-

Replacement Component

ALL50910 Sealing Washer for 7/8" Fittings, 10-Pack



GM T.P.I.

Fuel Injection Fittings

Special tube O-ring fittings convert GM Tuned Port Injection fuel systems to -6AN fittings.

ALL50950 TPI Return Fitting, 14mm-1.50
 ALL50951 TPI Inlet Fitting, 16mm-1.50

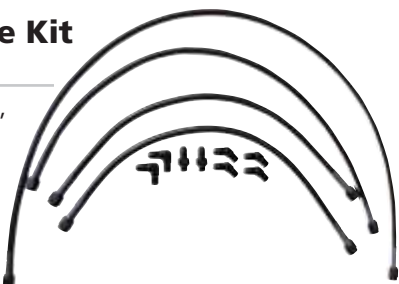


Sprint Wing Line Kit

ALL48006

Kit includes lightweight, coated, braided stainless steel lines and aluminum fittings to help simplify plumbing of KSE Gen2 steering gear and wing cylinder.

Kit includes (2) #4 slider lines (22" long and 36" long), (2) #4 pressure and return lines (18" long), (4) 45 deg. 4AN to 1/8" NPT valve fittings, (2) 90 deg. 4AN to 1/8" NPT cylinder fittings and (2) high-flow -3 ORB to 4AN fittings.



Power Steering Hose Kits

Kits include hose and fittings to properly install a remote reservoir style power steering pump to most cars. Steering box fittings are sold separately.



ALL48200

Front Mount Kits - O.E. Style Location With Pump Mounted To Front Of Engine
 ALL48204 Kit For Stock Type Gear Box (Modified, Street Stock)
 ALL48200 Kit For Rack And Pinion Steering

Rear Mount Kits - Pump Mounted To Bell Housing Mounted Dry Sump Pumps, Fuel Pumps, etc.
 ALL48201 Kit For Rack And Pinion
 ALL48205 Kit For Steering Box

Power Steering Hose

The same quality hose included in our power steering hose kits, available in a variety of lengths for building custom power steering lines or making repairs. Hose is suitable for most steering applications.



Power Steering Hose

ALL48270-3 -6, 3' Long
 ALL48270-6 -6, 6' Long
 ALL48270-10 -6, 10' Long
 ALL48270-15 -6, 15' Long
 ALL48270-20 -6, 20' Long

Stainless Hose

ALL48275-3 -10, 3' Long
 ALL48275-6 -10, 6' Long

Power Steering Hose Ends

The same quality hose ends included in Allstar's power steering hose kits for building custom power steering lines or making repairs. Fittings are suitable for most steering applications.



ALL48271



ALL48278



ALL48272

-6 Hose Ends (Steel)

ALL48271 Straight
 ALL48272 45 Degree
 ALL48273 90 Degree

-10 Hose Ends (Aluminum)

ALL48276 Straight
 ALL48277 45 Degree
 ALL48278 90 Degree
 ALL48279 120 Degree

Power Steering Box Fittings

Allstar fittings convert most power steering boxes and racks to -6AN fitting.



O-Ring Style Fittings

- ALL48210* ... -6AN Male To 16mm Fitting With O-Ring
- ALL48211 -6AN Male To 14mm Fitting With O-Ring
- ALL48212* ... -6AN Male To 18mm Fitting With O-Ring
- ALL48214 -6AN Male To 9/16"-18 Fitting With O-Ring



Non O-Ring Style Fittings

- ALL48215 -6AN Male To 5/8"-18 Fitting
- ALL48217 -6AN Male To 11/16"-18 Fitting

*These are the two most common fittings when O-rings are needed.

Sprint Power Steering Lines



Assembled lines for power steering have -6AN ends and are compatible with high pressure pumps found in today's sprint cars where standard hose and fittings cannot be used. Lines are lightweight yet strong, weighing less than a standard high pressure hose assembly. Plumbing is perfect for connection of KSE steering gear to pump. 13-1/2" long. ALL48260..... Line With Steel Ends And Protective Wrap
ALL48261 Line With Aluminum Ends

Sprint Power Steering Supply Line

ALL48262

Gen2 supply line has a 90° -10AN and a straight -10AN aluminum fitting for a precise fit to the KSE Gen2 steering gear. New style hose is very flexible yet will not collapse under suction. Total overall length including fittings 9".



Oil Filter Adapters

Oil filter adapters are a stock replacement mount for securing oil filter to engine block when rebuilding or replacing an engine.



- ALL92000..... Fits Most 1968-96 SB Chevy Including LT1, And 1968-90 Gen IV BB Chevy Engines. Aluminum Adapter With Bypass Valve Bolts To Block, 13/16"-16 Threads To Accept Oil Filter
- ALL92001 Bolt Kit For ALL92000, 2-Pieces
- ALL92003 Fits Most SB Ford 302-351W Engines. Adapter Threads Into Block With 1-1/16"-12 Threads, 3/4"-16 Threads To Accept Oil Filter
- ALL92004..... Fits Most Gen V And VI 1991-Up BB Chevy Engines. Adapter Threads Into Block With 1"-12 Threads, 13/16"-16 Threads To Accept Oil Filter



Aluminum Oil Inlet Fittings


Aluminum fittings adapt NPT to AN threads that are commonly used when connecting oil lines, and may also be used for other applications. Length stated is overall length. ALL90045 features two additional 1/8" NPT ports commonly used when plumbing valve spring oilers.

- ALL90048 3/8" NPT to -10AN, 3" Long
- ALL90043 1/2" NPT to -10AN, 3" Long
- ALL90046 1/2" NPT to -10AN, 4" Long
- ALL90044 1/2" NPT to -12AN, 3" Long
- ALL90045 1/2" NPT to -12AN, 3-1/2" Long (With 1/8" NPT Ports)



Inline Oil Temperature Tees

Install in the oil return line (pump-to-tank) to adapt a probe for an oil temperature gauge. All inline tees have 1/2" NPT threads for probe fittings and 1/4" holes for mounting.



- ALL90040 -10AN
- ALL90041 -12AN
- ALL90042 -16AN

Reducer Fittings

Reducer fittings are an economical way to reduce the male AN thread size on items such as oil coolers and inline temperature tees.

- ALL90075 -10AN To -8AN
- ALL90076 -12AN To -10AN



Weld Bungs

Weld-on bungs are available in 6061 aluminum or mild steel and allow additional fittings to be added to radiators, oil pans, or for building custom tanks or other components.

Female NPT

Size	O.D.	Aluminum	Steel
1/8"-27NPT	3/4"	ALL50740	ALL50750
1/4"-18NPT	7/8"	ALL50741	ALL50751
3/8"-18NPT	1"	ALL50742	ALL50752
1/2"-14NPT	1-1/4"	ALL50743	ALL50753
3/4"-14NPT	1-3/8"	ALL50744	ALL50754
1"-11-1/2NPT	1-5/8"	ALL50745	-



Male AN

Size	Thread	Flange		Aluminum	Steel
		O.D.			
4AN	7/16"-20	3/4"		ALL50760	ALL50770
6AN	9/16"-18	7/8"		ALL50761	ALL50771
8AN	3/4"-16	1"		ALL50762	ALL50772
10AN	7/8"-14	1-1/8"		ALL50763	ALL50773
12AN	1-1/16"-12	1-3/8"		ALL50764	ALL50774
16AN	1-5/16"-12	1-5/8"		ALL50765	ALL50775
20AN	1-5/8"-12	1-3/4"		ALL50766	ALL50776



Female AN ORB

Size	Thread	O.D.	Aluminum
4AN	7/16"-20	3/4"	ALL50780
6AN	9/16"-18	7/8"	ALL50781
8AN	3/4"-16	1"	ALL50782
10AN	7/8"-14	1-1/8"	ALL50783
12AN	1-1/16"-12	1-3/8"	ALL50784
16AN	1-5/16"-12	1-5/8"	ALL50785



Mini Breather Tanks

Small capacity spun aluminum tanks can be used to vent transmission or rear end to prevent lubricant from being forced out. Tanks are complete with 1/4" NPT bung at bottom and bracket for mounting to chassis tubing.

ALL36140 Tank For 1-1/2" Tubing
 ALL36141 Tank For 1-3/4" Tubing



Mini Breather **ALL36145**

Compact breather mounts in a deck or bracket with a 7/16" hole and has a -4AN male end making it ideal for venting transmissions or rear ends.



Clamp-On Mini Breathers

Breathers mount easily to either 1-1/2" or 1-3/4" tubing. Breathers are 1" tall and 1-3/8" in diameter. Great for use on transmissions, differentials, etc. Bottom fitting is 1/4" NPT. Black anodized finish.

ALL36106 Breather For 1-1/2" Tubing
 ALL36107 Breather For 1-3/4" Tubing
 ALL36103 Replacement Filter Only



Radiator Overflow Fitting **ALL99312**

Commonly used fitting threads into the filler neck of most radiators, allowing connection to an overflow tank. Aluminum fitting has 1/8" NPT threads and accepts a 5/16" hose.



Overflow Nozzles

Aluminum nozzle acts as a signal to the driver indicating a possible overheating condition as the cooling system pushes out water. Nozzle with threaded body mounts in a body panel outside the driver's compartment and is available with a 1/4" barb or a -4AN male fitting.

ALL30178 Nozzle With 1/4" Barb Fitting
 ALL30179 Nozzle With -4AN Male Fitting



Temperature Gauge Probe Adapters

Aluminum adapters are a nice upgrade from brass adapters and feature a longer length for use in shallow applications when the mechanical temperature gauge probe may contact the inside of a cylinder head or intake manifold. Extra length of fitting will still allow end of probe to protrude into the coolant for accurate readings.

ALL50203 3/8" NPT
 ALL50204 1/2" NPT



Petcock **ALL99030**

Replacement petcock for Allstar breather and overflow tanks is also perfect for draining coolant from engines. 1/4" NPT threads.



Radiator Hoses

Two-ply coolant hose is flexible and adapts to a variety of applications. Abrasion resistant cover will not crack or harden.



1-1/2" Dia. Upper Hose

ALL30200 12"
 ALL30202 14"
 ALL30204 15-1/2"
 ALL30206 17"
 ALL30208 20"
 ALL30210 22"
 ALL30212 25"
 ALL30214 30"

1-3/4" Dia. Lower Hose

ALL30220 11"
 ALL30222 13-1/2"
 ALL30224 16-1/2"
 ALL30226 19"
 ALL30228 23-1/2"

Hose Clamps (2-Packs):

ALL18334 Clamps, Upper Hose
 ALL18336 Clamps, Lower Hose

Hose Clamps

Heavy duty all stainless steel clamps are easily tightened with a deep slot hex head screw. Superior to standard hardware store clamps. For best connection, select the clamp which fits within the range of hose O.D.



Part No.	Min Hose O.D.	Max Hose O.D.
2-Pack		
ALL18330	1/4"	5/8"
ALL18332	1/2"	1-1/8"
ALL18334	1"	2"
ALL18336	1-5/16"	2-1/4"
ALL18338	1-9/16"	2-1/2"
ALL18340	1-5/8"	3-1/2"
ALL18342	2-5/8"	4-1/2"
10-Pack		
ALL18330-10	1/4"	5/8"
ALL18332-10	1/2"	1-1/8"
ALL18334-10	1"	2"
ALL18336-10	1-5/16"	2-1/4"
ALL18338-10	1-9/16"	2-1/2"

Power Grip Clamps

Gates Power Grip Clamps seal when heated with a standard heat gun, forming a tight band around standard rubber and silicone coolant hoses to provide a secure connection, even under harsh race conditions. Installed clamps provide a smooth, flush fit around hoses and eliminate exposed sharp edges associated with standard hose clamps. Select the band clamp which fits within range of hose O.D. for best connection. Sold each.



Part No.	Min Hose O.D.	Max Hose O.D.
ALL30250	1/2"	11/16"
ALL30251	11/16"	13/16"
ALL30252	13/16"	15/16"
ALL30253	15/16"	1-1/16"
ALL30254	1-1/16"	1-3/16"
ALL30255	1-3/16"	1-1/2"
ALL30256	1-1/2"	1-3/4"
ALL30257	1-3/4"	2"
ALL30258	2"	2-1/4"

Note: Clamps are not designed for use with flammable liquids or fuel line connections.

Performance Mechanical Fuel Pump **ALL40266**

Lightweight die-cast three valve pump is great for use with Sportsman type engines up to 700HP and 8,000 RPM. Pump has -8AN inlet and outlet fittings for easy plumbing. Lower section is clockable every 30° to fit most applications. Pump is rated at 45 GPH @ 7–8.5 PSI and does not require an external fuel pressure regulator.



Compact Electric Fuel Pump **ALL40320**

High flow, low pressure electric fuel pump equipped with a 5/16" inlet/outlet. The pump flows 18 gph at 4.0 PSI, 5.5 PSI maximum. Includes a rubber padded mounting bracket and two heavy duty hose clamps. Rated 12V/5 amps. Overall length is 5-1/2" x 1-1/2" wide.



Sportsman 2-Valve Fuel Pumps

Pumps with aluminum housings have 1/4" NPT inlet/outlet fittings, heavy duty diaphragms, anti-float springs, and "clockable" lower base for rotation of inlet and outlet. Pumps deliver 6-1/2 to 8 PSI with 80 GPH free flow.

- ALL40260..... SB Chevy
- ALL40261 BB Chevy
- ALL40262 SB Ford



ALL40260
ALL40261

Fuel Pressure Regulator **ALL40290**

Place regulator between fuel pump and carburetor to regulate fuel pressure when using mechanical and electric performance fuel pumps. Two-piece aluminum body has a single 3/8" NPT inlet port on the bottom and two 3/8" NPT side outlet ports. "Dead Head" style regulator does not require a return line back to fuel tank or cell. 1/8" NPT port for mounting a fuel pressure gauge or sender line. Regulator also includes steel mounting bracket. Regulator is gas-line, ethanol, and E85 compatible. Use with 4.5 to 14 PSI systems. Not methanol compatible.



SB Chevy Fuel Pump Mount Plate **ALL40254**

O.E. style plate replaces lost or missing mounting plate required to mount mechanical style fuel pump to most small block Chevrolet engines. Clear zinc plated finish may also be painted to match original appearance. Mounting hardware included.



Primer Bottle **ALL40090**

Durable plastic squeeze bottle is ideal for priming alcohol engines. Cap has an angled filler tube, with tapered tip that fits easily into the vent tube of carburetor fuel bowl. 16.9 ounce capacity.



SB Chevy Fuel Pump Block Off Plate **ALL40255**

Plate covers mechanical fuel pump engine opening on most small block Chevrolet when omitting a mechanical style fuel pump. Plate is often used when converting to electric or belt driven fuel pumps. Clear zinc plated finish may also be painted.



Shockproof Pressure Gauges



ALL80200



ALL80210



ALL80220

Gauges are 1-1/2" diameter with stainless steel cases and bezels. Available glycerine-filled, dry, or engine turned with brass internal parts and 1/8" NPT connections on back.

Billet Fuel Pump Block-Off Plates

CNC-machined billet aluminum plates cover the mechanical pump opening in the engine block and include a gasket and stainless steel fasteners.



ALL40306

Sprint Fuel Pressure Gauge **ALL40330**

Fuel pressure indicator gauge allows pre-adjustment of the high speed secondary and main valve opening pressures using a compressed air source. Gauge can be mounted directly to the wall or tool box. 4-1/2" diameter dial has a 0-160 PSI range.



Description	Blue	Clear	Red	Black
SB Chevy	ALL40300	ALL40301	ALL40302	ALL40306
BB Chevy, SB/BB Ford†, SB/BB Chrysler	ALL40303	ALL40304	ALL40305	ALL40307

†Will not fit Ford 351C, 351M-400.



Inline Aluminum Fuel Filters

Black anodized, high flow inline filters are available with no element or with a stainless or paper element. Choose correct bracket and mount to chassis tubing along fuel line. Filter elements are 8" long and fit in a 9" housing. Overall length is 12" and outside diameter is 2". Filter flows enough fuel for any race car. Stainless elements are compatible with E-85 fuels.



Black Anodized Fuel Filters

Fitting Size	With Paper Element	With Stainless Element	Without Element
-6AN Ends	ALL40238†	ALL40239*†	ALL40243†
-8AN Ends	ALL40216	ALL40218*	ALL40244
-10AN Ends	ALL40217	ALL40219*	ALL40245
-12AN Ends	ALL40240	ALL40242*	ALL40246

Replacement Parts

- ALL40220 Paper Element (10 Micron)
- ALL40222* ... Stainless Element (63 Micron)
- ALL40223+ -6AN End Cap
- ALL40224 -8AN End Cap
- ALL40226 -10AN End Cap
- ALL40225 -12AN End Cap
- ALL40236 Spring
- ALL40237 O-Ring 2-Pack

*Compatible with E-85 fuels.

†**NEW!**

Filter Fact: Filter element must be installed with the closed end and the spring toward the INLET end of housing. The open end faces the OUTLET.




Fuel Filter Brackets

Brackets mount Allstar inline aluminum fuel filters to round or square tubing and flat surfaces. Flush mount bracket fastens to flat panels like a frame rail or firewall. A locking set screw holds filter in place. Brackets for round and square tubing clamp with caps secured by Allen head screws. Sold each.



Part No.	Tubing Size	Tubing Shape
ALL40229	1-1/4"	Round
ALL40227	1-3/8"	Round
ALL40228	1-1/2"	Round
ALL40230	1-3/4"	Round
ALL40232	2" x 2"	Square
ALL40235	Flush Mount	-



Hi-Flow Chrome Fuel Filter

ALL40250

Canister-type filter has 3/8" NPT inlet and outlet, a replaceable 10 micron element, and 90 GPH flow.



Replacement Part

ALL40251 Replacement Element And Seals

Fuel Line

Premium fuel line is reinforced to help prevent kinking and is rated up to 50 PSI for use with carbureted applications. Fuel line has many other uses, including connecting PCV valves, coolant overflow tanks, and vent lines for transmissions and differentials. Line is compatible with gasoline, E-85, diesel and biodiesel. Size indicated is I.D. of hose.

- ALL40350 1/4", 3' Long
- ALL40351 1/4", 25' Long
- ALL40353 5/16", 3' Long
- ALL40354 5/16", 25' Long
- ALL40356 3/8", 3' Long
- ALL40357 3/8", 25' Long



Vacuum Line

Premium vacuum line resists kinking and is pliable for easy routing. Often used when connecting sensors, vacuum advance units, windshield washers or replacing existing cracked, leaking vacuum lines. Size indicated is I.D. of hose.

- ALL40340 5/32", 5' Long
- ALL40341 5/32", 50' Long
- ALL40342 7/32", 5' Long
- ALL40343 7/32", 50' Long



Coiled Tubing

Coiled tubing works great for building one-piece custom fuel lines without unions. Stainless steel tubing is 304 grade and double annealed for easy flaring and bending. Tubing does not include flare nuts (sold separately).

- ALL48327.. 5/16" Standard Zinc, 25 Ft.
- ALL48320.. 5/16" Stainless, 20 Ft.
- ALL48328.. 3/8" Standard Zinc, 25 Ft.
- ALL48322.. 3/8" Stainless, 20 Ft.



Inverted Flare Nuts

Flare nuts are used for building custom length lines.

Part No.	Size	Material	Qty.
Flare Nuts for 5/16" Fuel Line			
ALL50140	1/2"-20	Zinc Plated	10-Pack
ALL50141	1/2"-20	Stainless	4-Pack
Flare Nuts for 3/8" Fuel Line			
ALL50142	5/8"-18	Zinc Plated	10-Pack
ALL50143	5/8"-18	Stainless	4Pack



Stainless Steel

Aluminum Fuel Line

Aluminum fuel line is seamless and available in three diameters. 25 foot coil.

- ALL40180 3/8" O.D.
- ALL40185 1/2" O.D.
- ALL40186 5/8" O.D.



Heat Sleeve

High temperature silicone coated fiberglass sleeving is non-flammable and resists temperatures up to 500°F. An excellent choice for protection of fuel lines, wiring, cables and various similar uses. Sleeving is resistant to gasoline and many other chemicals. Sold in 3 ft. lengths. Size referenced is sleeve I.D. or O.D. of hose to be covered.



Color	1/4"	1/2"	3/4"	7/8"	1"
Orange	ALL34280	ALL34282	ALL34284	ALL34285	ALL34286
Black	ALL34290	ALL34292	ALL34294	ALL34295	ALL34296



Adjustable Fuel Logs

Adjustable fuel logs feature over 4" of adjustment to work with a variety of dual inlet carburetors. Black anodized aluminum log has a -8AN fuel inlet and a 3/8" NPT plug in rear port that can be removed to install a return line or fuel pressure regulator.

ALL26150 Fuel Log With 7/8"-20 Fitting (Standard Holley)
 ALL26151 Fuel Log With 3/4"-16 ORB Fitting (Holley Ultra HP)



Fuel Logs

Fuel logs efficiently provide fuel to most 4150 series Holley style carburetors with 7/8"-20 inlet threads and standard metering blocks. Choose log with a -8AN male inlet fitting or -8 barbed inlet fitting for use with push lock hose. Logs have 1/2" NPT and 1/8" NPT plugs that can be removed to install a return line or fuel pressure gauge.

ALL26152 Fuel Log With -8 Barbed Inlet Fitting
 ALL26153 Fuel Log With -8AN Male Inlet Fitting



Aluminum Carb Fittings

Convert Holley carburetors with 7/8"-20 threads, Holley Ultra HP with 3/4"-16 ORB threads or BG/Demon style with 9/16"-24 threads to an AN style connection. Anodized aluminum fittings simplify plumbing fuel systems and building custom fuel lines. Fittings sold each.



Fittings With:	Blue	Black
Female -6AN End Holley (7/8"-20)	ALL50890	ALL50892
Male -6AN End Holley (7/8"-20) Short	ALL50894	ALL50896
Female -8AN End Holley (7/8"-20)	ALL50900	ALL50902
Female -8AN End Holley HP (3/4"-16 ORB)	-	ALL50907
Female -8AN End BG/Demon (9/16"-24)	ALL50901	-
Male -8AN End Holley (7/8"-20) Short	ALL50904	ALL50906
Male -8AN End Holley (7/8"-20)	ALL50905	-

Replacement Part

ALL50910 Sealing Washer for 7/8" Fittings, 10-Pack



Fuel Line Kits

Dual feed fuel line kits include the correct fittings and hoses to properly plumb single carburetor applications when connecting to AN style fitting. Line kits also include a capped -4AN fitting which can be easily connected to a fuel pressure gauge. Kits are offered with -6AN or -8AN lines and fittings.




Application	C To C	Carb Thread	Red/Blue	Black
-6 Holley (4150 Series)	9-5/16"	7/8"-20	ALL26154	ALL26164
-8 Holley (4150 Series)	9-5/16"	7/8"-20	ALL26156	ALL26166
-8 Holley (4150 Series)*	9-5/8"	7/8"-20	ALL26159	ALL26169
-8 Holley Ultra HP (4150 Series)	9-5/8"	3/4"-16	-	ALL26165
-8 Holley Dominator (4500 Series)	11-5/8"	7/8"-20	ALL26158	ALL26168
-8 BG Demon	9-5/8"	9/16"-24	ALL26157	ALL26167

*Designed for carburetors with custom metering block including Willy's and KB.

GM T.P.I. Fuel Injection Fittings

Special tube O-ring fittings convert GM Tuned Port Injection fuel systems to -6AN fittings.



ALL50950 TPI Return Fitting, 14mm-1.50
 ALL50951 TPI Inlet Fitting, 16mm-1.50

Down Nozzle Filters

Down nozzle filters optimize spray and eliminate dirt and debris.



ALL40325 Down Nozzle Filters, 8-Pack
 ALL40326 Down Nozzle Filter, Each

Down Nozzle Plugs ALL40327

Plug off ports in down nozzle filters. 1/2"-20 thread seals with included O-ring, 8-pack.



Nitrous Bottle Warmer

ALL76428

Nitrous bottle warmers are the right way to safely obtain correct pressure in colder weather. Wrap around design evenly distributes heat on the bottle, eliminating hot spots. 12-16 volt warmers are designed to work with ALL76197 and ALL76198 pressure control kits. Bottle warmer measures 19" x 6" and includes adjustable straps to fit most 5, 10 and 15 lb. bottles.



Nitrous Pressure Control Kits

Kit simplifies installation of a bottle warmer and helps maintain a consistent pressure when using a bottle warmer. 12V kit includes an adjustable pressure switch which controls the bottle warmer.



ALL76197 Kit With -4AN Line Adapter
 ALL76198 Kit With -6AN Line Adapter

Burst Panel Components



Burst panel is designed to blow open or release excessive manifold pressure in the event of an internal engine explosion, helping to prevent costly supercharger and body damage. Panel meets SFI 23.1 specifications and is commonly used on supercharged, alcohol injected engines, mounting directly to the intake manifold or supercharger (screw type only). Outer frame deflectors will direct force away from car.

- ALL26310 Burst Panel, Large (3-1/8" x 6-1/8")
- ALL26311 Outer Burst Panel Frame
- ALL26314 Outer Burst Panel Frame With Deflector
- ALL26313 Inner Burst Panel Frame (Used when manifold has an open plenum without burst panel support)
- ALL26315 Fastener Kit 10-24 x 3/4", 24-Pack (For use with panel and outer frame or deflector.)
- ALL26316 Fastener Kit 10-24 x 1", 24-Pack (For use with panel, inner frame and outer frame or deflector.)

Carb Hats

Carburetor hats are ideal to cover open carbs and prevent debris from falling into the engine while working in garage or pit area while the air cleaner is removed. 2-1/2" tall carb hats are designed to fit most carbs or throttle bodies with a 5-1/8" diameter neck.



- ALL26040..... Plastic Carb Hat
- ALL26042..... Plastic Carb Hat With Screen, Use When Adjusting Valves
- ALL26043..... Aluminum Carb Hat, Standard Spun Aluminum
- ALL26044 Aluminum Carb Hat, Deluxe Machined Aluminum With Sealing O-Ring

Note: Hats will not clear choke linkage or shaft on Holley style carbs but will clear choke horn with choke linkage and shaft removed.

Dominator Carb Hat

ALL26041

Plastic carb hat is 2-3/8" tall and fits over the 7-1/4" air cleaner opening of Holley Dominator carburetors to prevent water or debris from entering the engine. Solid cover may be drilled when an air cleaner stud is used.



Sprint Car Wash Plug Set

Aluminum plugs have O-rings for a watertight seal and will keep dirt out of injectors while cleaning sprint car. 4-piece set comes with a nylon storage pouch.



Part No.	Size	Wash Plug Dia.	Stack Dia.
Kinsler			
ALL26072	2-1/4"	2.328"	2.335"
ALL26073	2-11/16"	2.762"	2.790"
ALL26074	2-3/4"	2.848"	2.875"
ALL26075	2-13/16"	2.921"	2.950"
ALL26076	2.90"	2.973"	3.00"
Engler			
ALL26033	2-1/2"	2.632"	2.650"
ALL26035	2-13/16"	2.885"	2.905"
ALL26036	2.90"	2.973"	3.00"
ALL26038	3"	3.073"	3.10"
Hilborn			
ALL26032	2-7/16"	2.483"	2.50"

Drag Hi-Flow Carburetor Spacers

Specially designed for drag race applications to isolate carburetor from manifold, spacers prevent horsepower-robbing heat transfer and increase the distance from the bottom of the carburetor to the manifold plenum for better air flow. Spacers are CNC-machined in the U.S. from a polymer compound able to withstand temperatures up to 400°F. Available in open or four hole versions for 4150 and 4500 series Holley and Holley style carburetors in 1/2", 1" and 2" thicknesses. Tapered four-hole spacers have specially contoured holes to increase air velocity under the carburetor.




Not intended or recommended for street or circle track use.

Part No.	Description	Part No.	Description
4150 Series		4500 Series	
ALL25980	Open, 1/2"	ALL25990	Open, 1/2"
ALL25981	Open, 1"	ALL25991	Open, 1"
ALL25982	Open, 2"	ALL25992	Open, 2"
ALL25983	4-Hole, 1/2"	ALL25993	4-Hole, 1/2"
ALL25984	4-Hole, 1"	ALL25994	4-Hole, 1"
ALL25985	4-Hole, 2"	ALL25995	4-Hole, 2"
ALL25986	Tapered 4-Hole, 1"	ALL25996	Tapered 4-Hole, 1"
ALL25987	Tapered 4-Hole, 2"	ALL25997	Tapered 4-Hole, 2"

Carburetor Gaskets

- ALL87200..... 4150 Open
- ALL87202 4150 4-Hole
- ALL87204..... 4412 2-Hole, 2bbl.
- ALL87206..... 4500 Open, Dominator



Carb Stand ALL26200

Aluminum stand simplifies carb maintenance and will hold carb off of workbench surface. Works with Edelbrock, Quadrajet, and Holley 2- and 4-barrel carbs (except 4500 series).





Angled Carb Spacer

ALL25975

For dirt late models and modifieds, spacer is angled downward, toward left front, to correct hesitation caused by poor fuel distribution as car "rocks up". Four-hole design enhances carb signal to improve throttle response and increase torque.



Angled Restrictor Plate

ALL25977

Four-hole aluminum spacer angles the carburetor left and to the rear so the carb is closer to level when in race attitude. Spacer accepts 1/2" or 1" tapered inserts which can be changed quickly by removing the carb. Inserts restrict air/fuel entry and reduce power slightly to prevent wheel spin and range in size from 0.950" to 1.400" for custom tailoring and quicker lap times. Spacer works with most Holley 4bbl. 4150/4160 series carburetors. Inserts sold separately.



Restrictor Plates

The "Governor" is a four-hole aluminum spacer that accepts tapered inserts which can be changed quickly by removing the carb. Inserts restrict air/fuel entry and reduce power slightly to prevent wheel spin and range in size from 0.950" to 1.400" for custom tailoring and quicker lap times. Spacer works with most Holley 4bbl. 4150/4160 series carburetors. Inserts sold separately.



ALL26180 1/2" Restrictor Plate
ALL26060..... 1" Restrictor Plate

1/2" Inserts, Set of Four

ALL26181 0.950" Inserts
ALL26182 1.000" Inserts
ALL26179 1.050" Inserts
ALL26183 1.100" Inserts
ALL26184 1.150" Inserts
ALL26185 1.200" Inserts
ALL26186 1.250" Inserts
ALL26187 1.300" Inserts
ALL26188 1.350" Inserts
ALL26189 1.400" Inserts

1" Inserts, Set of Four

ALL26061 0.950" Inserts
ALL26062 1.000" Inserts
ALL26059 1.050" Inserts
ALL26063 1.100" Inserts
ALL26064 1.150" Inserts
ALL26065 1.200" Inserts
ALL26066 1.250" Inserts
ALL26067 1.300" Inserts
ALL26068 1.350" Inserts
ALL26069 1.400" Inserts

Carb Shear Plates

Carb plates with built-in shear design help maximize performance on race engines with a large amount of cam overlap by creating a dam under the throttle plates, helping to build low pressure while improving vacuum signal to the carb. 1/2" tall plates are machined from 6061-T6 aluminum and clear anodized to protect against corrosion.

ALL25970 4150, 1-3/4" Bore
ALL25972 4500, 2" Bore
ALL25973 4500, 2-1/8" Bore



Bottom View

Circle Track Throttle Return Spring Brackets

Black anodized aluminum bracket fastens to the carburetor mounting studs and features a larger opening specifically designed for use with mechanical linkage found on many circle track cars. The larger opening allows throttle linkage to be routed from underneath to help prevent clearance or interference issues. Dual return springs are connected to a universal return spring bracket to work with most carburetors. Brackets include a built-in adjustable throttle stop to help prevent damage to carburetor.

ALL54185 Bracket For 4150 Series 4bbl.
ALL54186 Bracket For 4412 Series 2bbl.




ALL54185



Throttle Return Spring Brackets

Billet aluminum bracket can be used with cable or mechanical linkage. Bracket fastens to carb mounting studs and includes dual stainless steel return springs which are adjustable for tension. A specially designed return spring arm attaches to the carb for simplified installation and smooth operation. Low profile design clears most air cleaner assemblies.



ALL54201

Carb Size	Clear	Black
4150/Edelbrock	ALL54200	ALL54202
4500	ALL54201	ALL54203

Note: Longer carburetor studs will be required to accommodate bracket.

Adjustable Throttle Brackets With Return Springs

Billet aluminum throttle bracket securely mounts and holds throttle cable in place. Bracket fastens to carb mounting studs and includes dual stainless steel return springs which are adjustable for tension. Specially designed return spring arm attaches to the carb for simple installation and smooth operation. Low profile design clears most air cleaner assemblies. Optional transmission kickdown brackets mount to the underside of throttle cable brackets.




ALL54211

Carb Size	Cable Style	Clear	Black
4150/Edelbrock	GM	ALL54210	ALL54211
4150/Edelbrock	Lokar	ALL54214	ALL54215
4150/Edelbrock	Morse	ALL54218	ALL54219
4150/Edelbrock	Ford	ALL54222	ALL54223
4150/Edelbrock	Mopar	ALL54224	ALL54225
4500	GM	ALL54226	ALL54227
4500	Lokar	ALL54230	ALL54231
4500	Morse	ALL54234	ALL54235
4500	Ford	ALL54238	ALL54239
4500	Mopar	ALL54240	ALL54241


Note: Longer carburetor studs will be required to accommodate bracket.

Throttle Bracket Replacement Ends

Throttle bracket replacement ends allow throttle cable assemblies to be changed without having to purchase a whole new kit.  ALL54260

Cable Style	Clear	Black
GM	ALL54260	ALL54261
Lokar	ALL54264	ALL54265
Morse	ALL54268	ALL54269
Ford	ALL54272	ALL54273


Nitrous Solenoid Mounts

Billet aluminum nitrous brackets securely mount and hold single stage nitrous and fuel solenoids. Brackets fasten to the carb mounting studs.  ALL54206

- ALL54204..... 4150 And Edelbrock Carbs, Clear
- ALL54205..... 4500 Carbs, Clear
- ALL54206..... 4150 And Edelbrock Carbs, Black
- ALL54207..... 4500 Carbs, Black


Note: Longer carburetor studs will be required to accommodate bracket.

Fuel Regulator Brackets

Billet aluminum brackets will mount four different style regulators. Hardware included. Silver in color.  ALL54280

Regulator	4150 Carb	4500 Carb
Aeromotive	ALL54280	ALL54282
Holley	ALL54284	ALL54286
Magnafuel	ALL54288	ALL54290
Mallory	ALL54292	ALL54294

Adjustable Throttle Bracket With Nitrous Solenoid Mounts

Kit includes an all-in-one billet aluminum nitrous/fuel throttle bracket to hold throttle cable in place and an additional bracket for mounting a nitrous/fuel solenoid. Both brackets fasten to carb mounting studs. The throttle bracket includes dual stainless steel return springs which are adjustable for tension. Specially designed return spring arm attaches to the carb for simple installation and smooth operation. Low profile design clears most air cleaner assemblies. Optional transmission kickdown brackets mount to the underside of throttle cable brackets. 


Carb Size	Cable Style	Clear	Black
4150/Edelbrock	GM	ALL54212	ALL54213
4150/Edelbrock	Lokar	ALL54216	ALL54217
4150/Edelbrock	Morse	ALL54220	ALL54221
4150/Edelbrock	Ford	ALL54244	ALL54245
4150/Edelbrock	Mopar	ALL54256	ALL54257
4500	GM	ALL54228	ALL54229
4500	Lokar	ALL54232	ALL54233
4500	Morse	ALL54236	ALL54237
4500	Ford	ALL54248	ALL54249
4500	Mopar	ALL54258	ALL54259

Note: Longer carburetor studs will be required to accommodate bracket.

Scoop Tray Mounts


Scoop tray mounts offer an all-in-one solution to mount a scoop tray, throttle, and nitrous solenoid. Mounts provide a clean look, eliminating the need to use multiple brackets, mounts and gaskets. CNC machined from 6061 aluminum.  ALL54304
ALL54308
ALL54302..... 4150
ALL54304..... 4500
ALL54306..... 4150 With Nitrous Mount
ALL54308..... 4500 With Nitrous Mount

Return Spring Brackets


Kits are replacement hardware found on Allstar throttle brackets or may be used when building custom return spring brackets.  ALL54195

- ALL54194.... 4150, Clear
- ALL54195.... 4150, Black
- ALL54196.... 4500, Clear
- ALL54197.... 4500, Black
- ALL54198.... Lokar, Clear
- ALL54199.... Lokar, Black
- ALL54193.... Return Springs Only, (2)

Carb Stud Spacers ALL99388


Spacers provide added clearance between throttle brackets and carburetors when needed. Spacers are 5/16" tall with 11/16" I.D. Package of 2. 

Transmission Kickdown Brackets

Kickdown bracket attaches to the bottom of Allstar's adjustable throttle brackets. Fully adjustable to achieve correct cable setting.  ALL54276

- ALL54276..... GM Style, Clear
- ALL54277..... GM Style, Black
- ALL54278..... Lokar Style, Clear
- ALL54279..... Lokar Style, Black

Adjustable Idle Kit

ALL54154
Need cold start help to keep your race car running and get it warmed up? This kit allows you to adjust your idle speed from inside the cockpit! All items mount inside the foot box to stay clean and away from the carb itself! Designed to work with throttle pedals that have a flat surface on the arm, like Allstar ALL54098, bracket bolts to the foot box and adjusts against the top arm of the throttle pedal. Once your car is started, simply turn the adjustment knob to the desired idle setting. Kit is complete with adjustment knob, 5 ft. cable assembly, mounting bracket and hardware. Throttle pedal sold separately. 



Aluminum Carb Linkage With Return Spring Kit

ALL54158


Linkage kit includes a 24" linkage with 1/4" rod ends for smooth operation and a return spring kit for 2300 2bbl./4150 4bbl. Holley style carburetors. Return spring kit includes correct stepped bushings, mounting hardware, heavy and light rate return springs. Throttle rod is easily formed to fit many applications and may be shortened and rethreaded using a 1/4"-28 tap.

Replacement Parts

- ALL54159 Carb Linkage Only
- ALL54168 Return Spring Kit



Steel Carb Linkage



ALL54170

ALL54171

26" steel linkage kits with quick disconnects speed up carb changes and servicing. ALL54170 includes one 1/4"-28 LH rod end and one quick disconnect. ALL54171 includes two quick disconnects.

- ALL54170 One Quick Disconnect And One 1/4"-28LH Rod End
- ALL54171 Two Quick Disconnects

Replacement Parts

- ALL54172 Throttle Ball
- ALL54173 RH Quick Disconnect
- ALL54174 LH Quick Disconnect
- ALL54175 24" Throttle Rod

Throttle/Shift Cables

Cables have many uses including use as a throttle cable or as a shifter cable for many applications. Cables have 7/16" mounting threads, #10-32 RH cable ends and 3" of travel. Cables are listed as overall length.

- ALL54142 43"
- ALL54145 60"



Morse Cable Half Clamp

ALL18325

Aluminum clamp fits over groove in non-threaded Morse style cables with a 3/8" housing to secure cable in place. Clamps feature a #10 (3/16") mounting hole. Sold each.



Quick Release Throttle Cable Ends

Quick release ends are used when a throttle connection needs to be removed and installed often. Steel constructed housing has a spring loaded release to keep housing secure to pivot ball.

- ALL54147 #10-32 With #10-32 And 1/4"-28 Studs
- ALL54149 1/4"-28 With 1/4"-28 Stud



Throttle Bell Cranks

Designed for Sprint car applications, each bell crank is fitted with a pressed .250" I.D. bearing for smooth throttle operation and has optional locations for connecting push rods of various lengths. Typically two are required to complete an application. Push rod holes on each crank are .188" and spaced 3/8" apart.

- ALL54150 Arms Set 75° Apart, 35 Grams
- ALL54152 Arms Set 70° Apart, 40 Grams



ALL54150

ALL54152

Carb Mount Return Spring Kit

ALL54168

Kit includes chrome plated steel bracket, springs, bushings and hardware to fit a variety of applications.



Universal Return Spring Bracket

Chrome plated steel bracket provides mounting location for return spring.

Universal Return Spring Kit

Kit includes two springs and mounting bracket.



Return Springs

Universal springs for carburetor are 11-1/2" long unextended. Package of 2.



Throttle Bushing Kit

Aluminum bushings are stepped for clearance and adapt from 1/2" to 1/4" holes.



Wide Open Throttle Microswitch Brackets

Black anodized microswitch brackets are made from lightweight billet aluminum and fit Holley 4150 and 4500 carburetors for precise activation of the microswitch. Brackets work with the standard secondary arm as well as a throttle adjustment-screw secondary arm. Each kit includes a bracket, microswitch and stainless steel hardware securing microswitch to the bracket. ALL54180 includes stainless hardware for mounting bracket to carburetor. ALL54181 mounts to an existing carb stud.

ALL54180 WOT Microswitch And Bracket For 4150 Carbs*
 ALL54181 WOT Microswitch And Bracket For 4500 Carbs
 ALL54182 Microswitch Only

*Some model carbs may require mounting bosses be 8-32 tapped for installation.



Heel Riser Rest **ALL54092**

Aluminum bracket is 1" tall and rivets to heel risers to help keep foot in place on the riser.




Throttle Pedal Assembly **ALL54106**

Rugged aluminum pedal may be mounted to the floor pan or lower frame rail for smooth, safe throttle control. Includes return spring bracket and fasteners.



Gas Pedals



Gas pedals can be pulled back if throttle binds or return spring fails. Side mount pedals are available as standard or roller design for smoother throttle control. Firewall mount pedal is used on race cars with flat or stock type firewalls.

ALL54100 Standard
 ALL54101 Roller
 ALL54107 Firewall Mount

Adjustable Gas Pedals

Fully adjustable aluminum gas pedals are available for straight or angled foot box panels. Bronze bushings and nylon rollers provide smooth operation. Linkage arm has 1/4" holes spaced every 1/2" for adjustment of throttle linkage.

ALL54098 Straight
 ALL54099 Angled




Titanium Throttle Pedal **ALL54094**

Titanium sprint car throttle pedal has tabs welded on for attaching return spring and throttle linkage to bell crank. High strength assembly weighs only .22 lbs.



Chrome Moly Throttle Pedal **ALL54095**

Lightweight sprint car throttle pedal is fabricated from 4130 chrome moly tubing then black powder coated and includes toe bar. Fits most chassis that have spud on the frame rail.



Drum/Barrel Pump **ALL40114**

Hand siphon drum pump dispenses or transfers low viscosity fluids from a 55-gallon drum. Self priming bulb delivers up to 5 gallons per minute. Compatible with gasoline, methanol and nitro methane.

Drum Pump Kit for Utility Jugs

Easily transfer low viscosity fluids from most popular utility jugs without lifting a heavy jug by converting jug into a hand pump unit. Kit includes a cap and hand pump to replace the original utility jug cap. Individual cap may be purchased separately when using an existing pump. Pump siphon tube will need to be cut to length, depending on the size of jug used.

ALL40116 Kit For Use With Scribner Jug
 ALL40117 Kit For Use With VP Jug
 ALL40118 Cap Only For Use With Scribner Jug
 ALL40119 Cap Only For Use With VP Jug



Heel Riser

Aluminum heel risers are drilled for easy mounting and include a non-skid pad. 4-1/2" wide.

ALL54090 1" Tall Riser
 ALL54091 1-1/2" Tall Riser





Fuel Cell Mounting Bracket **ALL60063**

Steel bracket is radiused to fit 1-1/2" tubing and has (8) 3/8" holes on 1/2" centers. Bracket is .085" thick and 1-1/2" wide x 4-3/4" tall.



Fuel Cell Mounting Brackets

Steel brackets are .125" thick, 1-3/4" wide and available in three lengths. All have 3/8" holes.

- ALL60060..... 2" Long
- ALL60061..... 3" Long
- ALL60062..... 4-3/4" Long



Fuel Cell Guard

ALL22374

Guard adds protection to the fuel cell and acts as a lifting point for rear of vehicle. Universal kit is constructed of 1-3/4" dia., .095" wall, mild steel tubing. Parts are pre-cut and notched, ready to be welded together. Height is 8-3/4" and mounting width is 42".



Sprint Car Adjustable Fuel Cell Mounts **ALL55112**

Slotted mounts replace fixed weld-on brackets and clamp directly to 1-3/8" dia. cross tube. Mounts have 1-1/4" long slots allowing adjustment often needed to reach insert locations of flexed, ever changing fuel cell shapes and can be rotated for easy fuel cell mounting. Machined aluminum, black anodized mounts weigh .35 lbs each. Package of 2.



Sprint Car Aero Fuel Tank Cover

Aerodynamically designed covers remove the dead air pocket from behind the driver, allowing cleaner air through the driver's compartment. Covers also provide protection to fill plate and plate mounted bypasses. Mounting tabs for Fuel Safe and ATL fuel cells included.



- ALL23055..... Carbon Fiber
- ALL23056..... Fiberglass, Black
- ALL23057..... Fiberglass, White

Fuel Cell Cap And Bolt-In Bung Kits

Billet aluminum neck looks good and provides a positive seal. The filler neck is raised to help prevent dirt and debris from falling into cell, causing fuel system contamination, while the large 3" opening helps when refueling. Kit includes mounting hardware.



ALL40134



ALL40136

- ALL40133 12-Bolt JAZ/RCI w/Red Cap
- ALL40134 6-Bolt JAZ w/Red Cap
- ALL40136 12-Bolt JAZ/RCI w/Black Cap
- ALL40137 6-Bolt JAZ w/Black Cap

Funnels

Heavy duty plastic funnels are perfect for topping off fuel or other liquids. Available in several sizes.



- ALL40100..... 6 Qt. Funnel With Brass Screen, Most Common Fuel Funnel
- ALL40102 2 Qt. Funnel With Brass Screen
- ALL40104..... 1 Pint Funnel With Brass Screen

Quick Fill Can **ALL10100**

Aluminum fill cans have an 11 gallon capacity and are ideal for quick pit stops. 45° neck eliminates unnecessary elbows and assures quick flow.



Redhead Dry Break Valves

Safe and effective method for refueling prevents fluid loss. Spring loaded female receptacle mounts in a variety of locations and automatically closes when male dry break is removed. Female dry break accepts 2-1/2" fuel hose. Male dry break accepts 2-1/4" fuel hose.



ALL40213



ALL40215

- ALL40213 Female
- ALL40215 Male

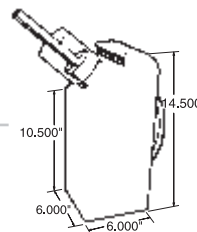
Replacement Parts

- ALL99028..... Seal Kit For ALL40213
- ALL99029..... Seal Kit For ALL40215

Fuel Overflow Catch Can

ALL10102

Aluminum can will catch overflow when refueling. Includes 6" rod for use with check valve and clear hose splash guard. 1.5 gallon capacity.



Overflow Check Valves

Valves are 9-3/4" long and available in two styles. Use with ALL10102 overflow catch can.

- ALL40200..... 1" Flapper Style
- ALL40201 1-1/4" Flapper Style
- ALL40202 1" Spring-Loaded
- ALL40203..... 1-1/4" Spring-Loaded



ALL40200



ALL40202

Fuel Cell Hose

Clear vent and filler hose is ideal for circle track cars. Sold in pre-cut lengths of 5', 10' and 20'.



Description	5'	10'	20'
1" I.D. Vent Hose	ALL40160-5	ALL40160-10	ALL40160-20
1-1/4" I.D. Vent Hose	ALL40161-5	ALL40161-10	ALL40161-20
1-1/2" I.D. Vent Hose	ALL40162-5	ALL40162-10	ALL40162-20
2-1/4" I.D. Filler Hose	ALL40168-5	ALL40168-10	ALL40168-20
2-1/2" I.D. Filler Hose	ALL40170-5	ALL40170-10	ALL40170-20



Wheel Bearing Kits

Kits contain inner bearing, outer bearing and seal.

- ALL72300..... Wide 5 Kit, Wilwood, Winters
- ALL72311* Wide 5 Low Drag Kit, Wilwood, Winters
- ALL72301 Wide 5 Kit, Howe (Contender Hub Only)
- ALL72302 5x5 Kit, 2" Pin
- ALL72303 5x5 Kit, 2-1/2" Pin

*Kit includes REM finished bearings and low drag lip style seal.



Timken Wheel Bearing Grease



- ALL78240 14 Oz. Cartridge Standard
- ALL78241 16 Oz. Tub Standard
- ALL78242 14 Oz. Cartridge High Temp. Synthetic

Timken Wide 5 Wheel Bearing Kit

ALL72310

This wheel bearing and seal kit is designed to fit most Wide 5 hubs. The complete kit will update one hub and includes inner and outer wheel bearings, inner and outer races and a low drag hub seal.



Wheel Bearings And Races

Tapered roller wheel bearings and bearing races are direct replacements for many popular applications. REM finished bearings and races feature a special polished finish for reduced drag over standard bearing/race combinations.



Description	Inner Bearing	Inner Race	Outer Bearing	Outer Race
Standard				
Wide 5	ALL72215	ALL72230	ALL72245	ALL72255
5x5 2" Pin, Allstar, Howe, PCR	ALL72200	ALL72260	ALL72200	ALL72260
5x5 2-1/2" Pin, GN, AFCO, Winters, SCP	ALL72210	ALL72225	ALL72210	ALL72225
Ford Granada, Mustang II, Hybrid	ALL72270	-	ALL72274	-
GM Metric 1979-81 Monte Carlo, etc.	ALL72275	-	ALL72277	-
GM Metric 1982-88 Monte Carlo, etc.	ALL72275	-	ALL72278	-
Timken				
Wide 5	ALL72217	-	ALL72247	-
5x5 2" Pin, Allstar, Howe, PCR	ALL72202	-	ALL72202	-
5x5 2-1/2" Pin, GN, AFCO, Winters, SCP	ALL72212	-	ALL72212	-
Ford Granada, Mustang II, Hybrid	ALL72280	-	ALL72281	-
GM Metric 1979-81 Monte Carlo, etc.	ALL72282	-	ALL72284 [†]	-
GM Metric 1982-88 Monte Carlo, etc.	ALL72282	-	ALL72283 [‡]	-
REM Finished				
All Wide 5	ALL72216	ALL72231	ALL72246	ALL72256
5x5 2.5" Pin	ALL72290		ALL72290	
Ford Granada, Mustang II, Hybrid	ALL72291		ALL72292	
GM Metric 1979-81	ALL72293		ALL72294 [†]	

Master Wheel Bearing And Seal Kits

Kits contain all components to install one brake rotor/hub assembly including hub seal, inner bearing, outer bearing, locknut kit and dust cap.



- ALL72305[†] GM Intermediate Metric, 1979-81
- ALL72306[‡] GM Intermediate Metric, 1982-88
- ALL72308 Ford Granada, Mustang II, Hybrid

[†]Bearing For Race Or Cup With A 1.97" O.D.

[‡]Bearing For Race Or Cup With A 1.78" O.D.



Jeff Bozell

Photo: RW Motorsports



Bearing Spacers

Spacers fit between inner and outer bearings. Prevent overtightening and consistently set bearing pre-load while reducing bearing drag. US Patent No. 6,312,162.



- ALL72320 Wide 5
- ALL72323 5x5 With 2" Pin
- ALL72324 5x5 With 2-1/2" Pin
- ALL72322 Pinto Spindle Hybrid Hub
- ALL72325 Metric GM (Monte Carlo)

Standard And Low Drag Hub Seals

Hub seals keep grease in the hub and on the wheel bearings. Available for 5x5 and Wide 5 hubs. Low drag seals reduce drag for improved performance.



Description	Standard Hub Seal	Low Drag Hub Seal
Wide 5 (Except Howe)	ALL72120	ALL72121
Wide 5 (Except Howe) O-Ring Style	-	ALL72122
Wide 5 Howe	ALL72124	ALL72125
5x5 2" Pin, Allstar, Howe	ALL72124	ALL72125
5x5 2-1/2" Pin Winters, AFCO, Allstar, SCP	ALL72114	ALL72115
5x5 2-1/2" Pin Winters, AFCO, Allstar, SCP O-Ring Style	-	ALL72123
Ford Granada, Mustang II, Hybrid	ALL72126	-
GM Metric (Monte Carlo) 1978-88 (Front)	ALL72128	-

Spindle Nut Kits

Spindle nut kits include all required hardware to retain hub and rotor to spindle or axle tube.

2" Pin Kit (Wide 5 And 5x5 Hubs)


2" pin kit for Allstar, Howe, PCR 5x5 and most Wide 5 hubs include a retaining nut, tabbed washer and a tabbed locking ring with locking screws. Retaining nut has 1-13/16"-16 RH threads.



- ALL44130 Steel Spindle Nut Kit
- ALL44131 Aluminum Spindle Nut Kit
- ALL10110 Spindle Nut Socket For ALL44130 And ALL44131
- ALL44132 Locking Screws For ALL44130, 4-Pack
- ALL99172 Locking Screws For ALL44131, 4-Pack

2-1/2" Pin Kit (5x5 Hubs)

2-1/2" pin kit for Allstar, AFCO and Winters 5x5 hubs include a retaining nut, tabbed washer and a tabbed locking ring with locking screws. Retaining nut has 2-3/8"-18 RH threads.



- ALL72173 Steel Spindle Nut Kit, RH
- ALL72174 Steel Spindle Nut Kit, LH
- ALL10115 Spindle Nut Socket For ALL72173
- ALL44132 Locking Screws For ALL72173, 4-Pack

GM Nut Kit ALL72160

Kit for 1978-88 Metric Chassis stock type spindles includes a 3/4"-20 retaining nut, tabbed washer and a cotter pin.



Mustang II Kit ALL72161

Kit for most Mustang II stock type spindles includes a 13/16"-20 retaining nut, tabbed washer, crown washer and a cotter pin.



Front Hub Dust Caps

Stock replacement style dust caps.
 ALL72164 GM Metric Hub, 2-3/32" O.D.
 ALL72165 Ford Hub, 1-25/32" O.D.



Billy Moyer

Photo: Buck Monson



Billy Moyer, Jr.

Photo: Ken Kelly



Ford 9" Floater Housings



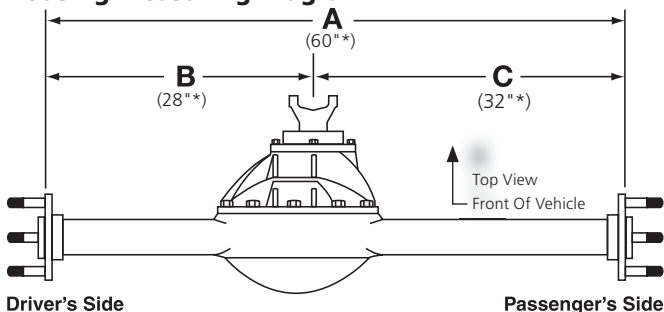
Housings are jig welded for correct alignment using a select used center section, new 3" O.D. x 3/16" wall axle tubes and include gear case mounting studs, fill and drain plugs. **Note:** Axles are sold separately.

Housing Width/Offset	2.0" Pin	2.5" Pin
58"/Centered	–	ALL68820†
60"/Centered	ALL68700	ALL68822†
60"/2" Offset	ALL68702	–
61"/Centered	ALL68703	–
62"/Centered	ALL68704	ALL68824†
62"/2" Offset	ALL68706	–
63"/2" Offset	ALL68708	–
64"/Centered	ALL68709	–

†**NEW!**

TECH TIP

Housing Measuring Diagram



Example: Bare housing ALL68702 is 60" from hub face to hub face and the pinion is located 2" to the left of the housing centerline when viewed from rear of housing.*

Notes: Please measure and inspect housing before welding brackets or painting. Housing is non-returnable if modified or custom. Welding suspension brackets on rear end housings can cause warping. Check for straightness after welding. These housings use Allstar ALL72100 inner grease seals.

*Dimensions for example only.

Hot Rod Ford 9" Housings



Steel Hot Rod housings are built with all new components. The pumpkin section is centered, so the pinion yoke is offset approximately 1" to the right allowing for symmetric tube bracketry on each side. Includes vent, pumpkin studs and bearing retainer t-bolts. Tube diameter is 3" with 3/16" wall thickness. Axles sold separately. Width measurements are from axle flange to axle flange.

ALL68830..... 56"

ALL68332..... 58"

ALL68834..... 60"

Custom Width Ford 9" Housing ALL68710



Housings for stock or floating axles can be built to any width and pinion location. Floating axle housings are available with Allstar/Howe/Port City, SCP or AFco 5x5, or Wide 5 Pins. Stock housings can be ordered with small Ford, big Ford, or new style big Ford ends. Select used center sections, as well as new heavy Duty or "Hot Rod" style center sections, may be specified. "Hot Rod" center section provides clearance for brackets or exhaust systems in street rods and vehicles with limited space. All housings have select used centers, new axle tubes installed and are jig-welded for straightness. To order, please call and request a special order form, fill in all of the required information and return to us with a signature attached. Housings are non-returnable and offered on a special order basis only.

Rear End Station Brackets ALL10178

Stand adapter brackets fasten to adjustable arms of most engine stands. Supports full size car and light truck rear axle housings when servicing or replacing differential gear sets. Position housing onto arms and secure into place with included retaining straps. (Engine stand sold separately).



Pinion Centering Jig ALL68370

Pinion centering jig fastens to the rear end housing and locates the pinion centerline when building or narrowing housings. Machined slots are designed to retain most tape measure ends for accurate measurements. Applications include GM 12 and 14-Bolt, Dana 44 and 60, Chrysler 8-3/4", and Ford 8.8" and 9" housings.



Ford 9" Truss Support ALL68330

Weld-on support adds strength to rear axle housing and reduces unwanted flex during extreme torque. Constructed of 12 gauge (.108") steel. 36" long x 2" wide.



9" Non Floater Housing Kit For GM Intermediate Metric Chassis



Housing kit fits the 1978-88 GM intermediate chassis. Replace a stock GM 7.5" rear-end with the much stronger Ford 9" style. Kit includes a select used center section, new axle tubes with large bearing late Ford/Torino style-ends, 31-spline axles with bearings and seals installed, drilled for studs with 5 on 4-1/2" or 5 on 4-3/4" bolt circles. Choose from two widths, 58" and 60" axle flange to axle flange.

- ALL68758..... Ford 9" Housing Kit 58" With GM Mounts
- ALL68756..... Ford 9" Housing Kit 58" Without GM Mounts
- ALL68759..... Ford 9" Housing Kit 60" With GM Mounts
- ALL68757..... Ford 9" Housing Kit 60" Without GM Mounts

Ford 9" Cut To Fit Flanged Axles

Cut to fit 31-spline axles for Ford 9" rear ends are a great alternative to custom axles for street, drag racing and circle track use. Axles are drilled for .687" press-in style wheel studs and have multiple wheel bolt patterns for 5 on 4-1/2", 4-3/4" and 5" bolt circles. Axles have .470" thick flanges with a 5.94" outer diameter and a 3.06" hub register to center most rotors and drums. Axles with bearings have a 3.150" O.D. bearing installed for housings with large bearing ends, a press-on sleeve to retain bearing to the axle and an axle retainer for large bearing late/Torino style housing end. Wheel studs sold separately.

- ALL67500..... Axle, 29-1/2" Long (With 10" Of Spline)
- ALL67501..... Axle With Bearing, 29-1/2" Long (With 10" Of Spline)
- ALL67502..... Axle, 33" Long (With 9" Of Spline)
- ALL67503..... Axle With Bearing, 33" Long (With 9" Of Spline)

Note: Axle includes a spacer which allows axle to be a replacement for 2.36" or 2.50" offset axles. Spacer is pre-installed between axle flange and bearing assembly for 2.50" offset.

Related Items

- ALL44111..... 1/2"-20 Wheel Studs, 5-Pack
- ALL44117..... 5/8"-18 Wheel Studs, 5-Pack
- ALL72315..... Replacement Axle Bearing

Ford 9" Housing Ends

Housing ends are welded into 3/16" wall x 3" O.D. axle tubes when building a custom width housing or converting to larger axles. Ends feature a stepped design with a beveled welding flange to help position flange in tube for easier installation.



- ALL68308..... Large Bearing, Late/Torino Style
- ALL68309..... Large Bearing, Early Model

Ford 9" Axle Bearing Assembly **ALL72315**

Replacement rear axle bearing used in many Ford car and truck rear ends. Bearing measures 3.150" O.D. to fit into Big Ford (New Style) housing ends and has an I.D. of 1.565". A seal and press-on retaining sleeve are included.



Ford 9" Axle Spacer Plates

Spacer plate takes the place of drum brake backing plate and properly preloads the tapered style axle bearing. Spacers fit large bearing Ford 9" housing ends. Sold each.



- ALL72318..... Late Torino Style
- ALL72319..... Early Style

Ford 9" Axle Retainers

Retainers bolt to the housing ends to retain the axle/bearing into large bearing Ford 9" housings. Steel retainers are 3/16" thick and designed to fit over axles, eliminating the need to remove bearing from axle, making them ideal for use with Allstar Performance cut to fit axles.



- ALL72316..... Late Torino Style
- ALL72317..... Early Style Ford

Backing Plate T-Bolts

ALL72042

Unique 3/8"-24 x 1-1/4" T-head bolts are required to mount backing plates and brackets to late model Torino 9" housing ends. Package of 8.



Kyle Tucker

Photo: Matt Hauch

Ford 9" Axle Housing Seals

Internal seals prevent gear lube from leaking into axle tube to eliminate premature rear end failure. Seal housings are O-ring type with spring-loaded seals. For use with 3" O.D. axle tubes and most 31-spline axles. Measure I.D. of tube for proper fit.



ALL72100* ... 2.625" O.D. Fits 3/16" Wall, 3" Tube, Red
 ALL72102 2.562" O.D. Fits 7/32" Wall, 3" Tube, Blue
 ALL72104 2.500" O.D. Fits 1/4" Wall, 3" Tube, Gold

Replacement Parts

ALL72101 O-Rings For ALL72100, 3-Pack
 ALL72103 O-Rings For ALL72102, 3-Pack
 ALL72105 O-Rings For ALL72104, 3-Pack
 ALL72108 Inner Seal

*Use with Allstar steel and aluminum axle tubes.


Universal Ford 9" Axle Housing Seal **ALL72099**

Place seal inside the axle tube near the center section to keep rear end lube in the center section area of most floating axle style rear end housings. Universal seal works with most 3" O.D. axle tubes, regardless of wall thickness. Internal seal diameter of .975" works with most 28- and 31-spline axles.



Inner Axle Snout Seal **ALL72142**

Seal is pressed into the outer end of a 5x5 axle tube snout (2.5") to help prevent differential lube from entering the outer wheel bearing area and contaminating the wheel bearing grease. Seal has an outer diameter of 1.875" and an inner diameter of approximately 1.325".



T-Handle Axle Puller **ALL66115**

All-in-one T-handle puller threads into axle for easy installation or removal. Tool includes adapters to fit 3/8"-16 coarse or 3/8"-24 fine thread solid axles, and 3/4"-16 fine thread gun-drilled axles.



Kyle Cooper

Photo: Mike Reusche

Axles

Allstar Axles fit most quick change and Ford 9" rears. Available in solid 28- or 31-spline or lightweight, gun-drilled 31-spline styles. Use with 24-spline drive flanges.

Length	28-Spline Solid	31-Spline Gun-Drilled	31-Spline Solid
26-1/2"	ALL67266	ALL66265	ALL66266
27"	ALL67271	ALL66270	ALL66271
27-1/2"	ALL67276	ALL66275	ALL66276
28"	ALL67281	ALL66280	ALL66281
28-1/2"	ALL67286	ALL66285	ALL66286
29"	ALL67291	ALL66290	ALL66291
29-1/2"	ALL67296	ALL66295	ALL66296
30"	ALL67301	ALL66300	ALL66301
30-1/2"	ALL67306	ALL66305	ALL66306
31"	ALL67311	ALL66310	ALL66311
31-1/2"	ALL67316	ALL66315	ALL66316
32"	ALL67321	ALL66320	ALL66321
32-1/2"	ALL67326	ALL66325	ALL66326
33"	ALL67331	ALL66330	ALL66331
33-1/2"	ALL67336	ALL66335	ALL66336
34"	ALL67341	ALL66340	ALL66341
34-1/2"	ALL67346	ALL66345	ALL66346
35"	ALL67351	ALL66350	ALL66351
35-1/2"	ALL67356	ALL66355	ALL66356
36"	ALL67361	ALL66360	ALL66361
36-1/2"	-	ALL66365	ALL66366
37"	-	ALL66370	ALL66371
37-1/2"	-	ALL66375	ALL66376
38"	-	ALL66380	ALL66381
38-1/2"	-	ALL66385	ALL66386
39"	-	ALL66390	ALL66391
39-1/2"	-	ALL66395	ALL66396
40"	-	ALL66400	ALL66401

Axle Spline Tool **ALL66104**

Tool clamps in a vise to hold 31-spline axles for maintenance or installation of axle plugs. Assures perfect spline alignment when installing lock-up plugs used with locker style differentials.



Aluminum Axle Plug **ALL66100**

Axle plug threads into the end of a gun-drilled Allstar, Ford 9", or quick change axle to keep rear end lube out of the axles. 3/8"-24 internal thread for correct axle spacing.



Extreme Pressure Lube **ALL78246**

Originally used throughout the tool and die industry, this lube provides superior durability and wear protection, taking the place of anti-seize in many applications. Recommended for spline-to-spline contact, threaded adjusters and engine fasteners. 4 ounce tube.





Steel Axle Tubes

Steel axle tubes have a 3" O.D., a 2-5/8" I.D. and may be shortened.



Part No.	Overall Tube Length	Tube Length To Inner Bearing	Axle Length
Wide 5			
ALL68216	25"	19-1/2"	31"
ALL68218	26"	20-1/2"	32"
ALL68220	27"	21-1/2"	33"
ALL68222	28"	22-1/2"	34"
ALL68224	29"	23-1/2"	35"
ALL68226	30"	24-1/2"	36"
ALL68228	31"	25-1/2"	37"
ALL68230	32"	26-1/2"	38"
ALL68231	32-1/2"	27"	38-1/2"
ALL68232	33"	27-1/2"	39"
ALL68234	34"	28-1/2"	40"
ALL68235	35"	29-1/2"	41"
5x5, 2-1/2" Pin, Allstar, Winters, AFCO			
ALL68240	22"	19-1/2"	28-1/2"
ALL68244	24"	21-1/2"	30-1/2"
ALL68246	25"	22-1/2"	31-1/2"
ALL68248	26"	23-1/2"	32-1/2"
ALL68252	28"	25-1/2"	34-1/2"
ALL68256	30"	27-1/2"	36-1/2"
ALL68258	31"	28-1/2"	37-1/2"
ALL68260	32"	29-1/2"	38-1/2"
5x5, 2" Pin, Allstar, Howe, Port City			
ALL68264	24"	20-1/2"	30"
ALL68266	25"	21-1/2"	31"
ALL68268	26"	22-1/2"	32"
ALL68270	27"	23-1/2"	33"
ALL68272	28"	24-1/2"	34"
ALL68274	29"	25-1/2"	35"
ALL68276	30"	26-1/2"	36-1/2"
ALL68278	31"	27.75"	37-1/2"
ALL68280	32"	28.75"	38-1/2"

Wide 5 Aluminum Axle Tubes

3" O.D. x 2.500" I.D. axle tubes are built from 7075-T6 aluminum and are machined for spool seal ALL72140.

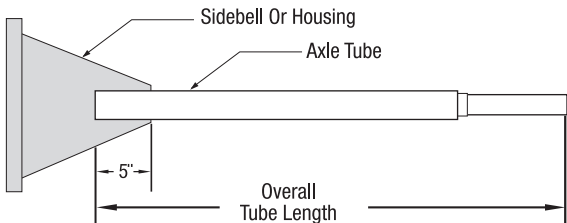


Part No.	Overall Tube Length	Tube Length To Inner Bearing	Axle Length
ALL68200	25"	19-1/2"	31"
ALL68201	25-5/8"	20-1/8"	31-1/2"
ALL68202	26"	20-1/2"	32"
ALL68203	26-5/8"	21-1/8"	32-1/2"
ALL68204	27"	21-1/2"	33"
ALL68206	28"	22-1/2"	34"
ALL68208	29"	23-1/2"	35"
ALL68210	30"	24-1/2"	36"
ALL68212	32"	26-1/2"	38"
ALL68213	35"	29-1/2"	41"

TECH TIP

How To Measure Axle Tube Length

Tube should extend 5" into side bell or aluminum housing.




Quick Change Tube Install/Removal Tool ALL11350

Finally an easy and correct way to install and remove quick change axle tubes. Secure support tool into a vice or to a workbench with optional brackets. Components are included to remove and install tubes with the turn of a wrench. An adapter for tubes with Wide 5 or 5 on 5" hubs is also included.

Related Parts

ALL11355..... Installation End Cap For Bolt-On and 2-7/8" Pin Wide 5 Tubes

ALL11351..... Mounting Bracket Kit For Quick Change Tube Install/Removal Tool



Bench Yoke

ALL11360

Bench yoke mounts to a workbench to hold transmissions, rear ends, differentials and many other items for assembly or servicing. Yoke rotates 360 degrees and features two 10" long pivoting arms that are 1" wide by 1/2" thick. Tool is unpainted so it can be modified as needed.

NEW!



Weld-On Snouts

Weld-on snouts may be used for repairing existing axle tubes or custom building new tubes. Three hub styles are available.

ALL68300..... Wide 5

ALL68302..... 5x5 2" Pin, Allstar, Howe, PCR

ALL68304..... 5x5 2-1/2" Pin, RH Thread, Allstar, Afco, Winters



Jeep Van Wormer

Photo: JohnnyB Imagery

**“Rapid Install”
Quick Change Gear Cover**

The ultimate quick change gear cover! Speed up gear changes and never again waste time due to cover nuts! Unique design holds nuts directly on the billet 6061-T6 aluminum cover.



ALL72064..... Frankland And Winters, Standard Bearing
ALL72065..... Frankland And Winters, Large Bearing
ALL72066..... DMI Bulldog Rear End

Related Parts

ALL72068..... Cover Nuts, Black Aluminum, 2-Pack
ALL72069..... Cover Nut Retainers With Allen Bolt, 2-Pack


**Quick Change Gear Case
ALL14355**

Sturdy composite storage case protects and holds up to 8 sets of quick change gears. Case has molded in carrying handles and metal hinges. 5" x 8" x 15-1/2" overall when closed.



**Aluminum Quick Change
Drain Pan ALL14166**

Aluminum drain pan is handy when changing quick change gears. Built-in perforated shelf holds gears and allows lube to drain into pan. Pan is 10-1/4" wide, 12" long and 3-3/4" deep.



**Quick Change
Cover Nuts ALL72060**

Aluminum nuts are pre-drilled for safety wire to prevent nuts from working loose and causing leaks. Nuts have 3/8"-16 threads. Package of 10.



**Plastic Quick Change
Drain Pan ALL14356**

Tapered top drain pan, combined with an open flow corner, allow quick change gear changes to happen even faster. Plastic low profile, 2-piece pan includes a stainless steel filter screen molded into the top tray.



Quick Change Cover Gaskets


ALL72050..... Paper, Single
ALL72050-10..... Paper, 10-Pack
ALL72052..... Thick With Steel Core, Single
ALL72052-10..... Thick With Steel Core, 10-Pack



ALL72052

**Quick Change Side Bell
O-Ring ALL72054**

Replacement O-ring for Winters quick change.



**Quick Change
Jack Post Brackets**

Brackets bolt to quick change rear end, providing a location to jack the car. **NEW!**

ALL68346..... Steel Bracket
ALL68347..... Aluminum Bracket




ALL68346

ALL68347

Drive Flange Gaskets

Steel core gaskets help prevent leaking issues commonly found with standard paper gaskets. Package of 2.

ALL72074..... 8-Bolt
ALL72075..... 5-Bolt



ALL72074

ALL72075

**QC Axle Tube
Support Brackets**

Brackets provide mounting points for a strut rod assembly to help eliminate flex found in quick change rear ends. ALL68320 attaches to the side bell bolts on most quick change rear ends. ALL68322 has tabs with 1/2" holes and mounts directly onto a 3" axle tube.

ALL68320..... Center Section Mount
ALL68322..... Axle Tube Mount



ALL68320

ALL68322



Suspension Tubes
See Page 200

ALL68320
ALL68322



Jeep Van Wormer

Photo: JohnnyB Imagery



Quick Change Gear Totes



Durable plastic quick change gear tote organizes extra gear sets and keeps them clean. Lid snaps shut to hold gears in place. 8" L x 5" W x 2" H.

Description	Single	10-Pack
White	ALL14350	ALL14350-10
Black	ALL14351	ALL14351-10
Yellow, 6-Spline (Midget) Gear Set	ALL14352	ALL14352-10

Gear Tote Tray

ALL12269

Neatly organize up to 10 quick change gear tote boxes vertically. Tray is 21" long x 5-1/2" deep with a 4" tall front edge making them perfectly sized for Allstar gear tote boxes.




Ring And Pinion Installation Kits

Allstar ring and pinion installation kits are available with or without bearings. Kits contain all the hard-to-find individual parts for a quick, trouble-free installation.

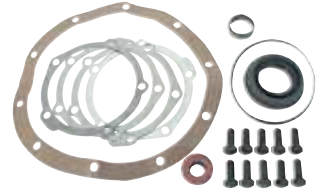
Bearing Kits Include:*

- Pinion And Side (Carrier) Bearings
- Pinion Seal
- Pinion Depth Shims
- Adjustable Side (Carrier) Shims
- Crush Sleeve Or Solid Spacer
- Pinion Nut
- One Ounce Tube Of Silicone Or Gasket
- Gear Marking Compound
- Ring Gear Bolts



Shim Kits Include:*

- Pinion Seal
- Pinion Depth Shims
- Adjustable Side (Carrier) Shims, Two (If Applicable)
- Crush Sleeve Or Solid Spacer
- Pinion Nut
- One Ounce Tube Of Silicone Or Gasket
- Gear Marking Compound
- Ring Gear Bolts



*Kit components shown for reference only, specific components will vary depending on application.

Bearing Kit	Shim Kit	Carrier Type	Application
General Motors			
ALL68515	ALL68615	10-Bolt	7.5", Passenger And Light Truck S-10 1982-1998
-	ALL68616	10-Bolt	7.5", Passenger, Except Monza 1977-1981
-	ALL68622	10-Bolt	8.2", Chevy Passenger And G-10 Van, 30-Spline Pinion
ALL68521	ALL68621	10-Bolt	8.5", 30-Spline Pinion Passenger And Light Truck
ALL68518	ALL68618	12-Bolt	8.875", Chevy And GMC Truck And Blazer, 1.438" Pinion
ALL68519	ALL68619	12-Bolt	8.875", Chevy Hi-Performance Passenger Axle, 1.625" Pinion
Chrysler			
ALL68532	ALL68631	8-3/4"	489 Casting With 2.000" I.D. Carrier Bearings (Large #9 On Side Of Casting)
ALL68531	ALL68631	8-3/4"	489 Casting With 1.796" I.D. Carrier Bearings (Large #9 On Side Of Casting)
ALL68537	ALL68637	8-3/4"	742 Casting With 1.796" I.D. Carrier Bearings (Large #2 On Side Of Casting)
Ford Motor Company			
-	ALL68639	8"	"Pig" Type, 25-Spline Pinion
ALL68513	ALL68613	8.8"	Salisbury Type With 10-Bolt Cover, 30-Spline Pinion
ALL68510	ALL68610	9"	2.893" Carrier Bearing, Stock 28-Spline Pinion Support, Solid Spacer
ALL68511	ALL68611	9"	2.893" Carrier Bearing, Stock 28-Spline Pinion Support, Crush Sleeve
ALL68509	ALL68610	9"	3.062" Carrier Bearing, Stock 28-Spline Pinion Support, Solid Spacer
ALL68512	ALL68611	9"	3.062" Carrier Bearing, Stock 28-Spline Pinion Support, Crush Sleeve
ALL68539	ALL68610	9"	3.062" Carrier Bearing, Daytona 28-Spline Pinion Support, Solid Spacer
ALL68538	ALL68611	9"	3.062" Carrier Bearing, Daytona 28-Spline Pinion Support, Crush Sleeve
ALL68543	ALL68610	9"	3.250" Carrier Bearing, Daytona 28-Spline Pinion Support, Solid Spacer
ALL68542	ALL68611	9"	3.250" Carrier Bearing, Daytona 28-Spline Pinion Support, Crush Sleeve
ALL68540	-	9"	3.250" Carrier Bearing, MW or Strange 28-Spline Pinion Support, No Spacer Or Crush Sleeve
ALL68541	-	9"	3.250" Carrier Bearing, MW or Strange 35-Spline Pinion Support, No Spacer Or Crush Sleeve
Dana			
ALL68533	ALL68633	-	Model 44/1967-1997
ALL68534	ALL68634	-	Model 60 And 61/1966-1998

Dial Indicator With Magnetic Base

ALL96414

Dial indicator with magnetic base is a necessity when degreasing a camshaft, checking crankshaft end play, deck heights, dome heights, transmission end play or ring and pinion backlash. Universal magnetic base may be mounted anywhere. Shockproof dial indicator has 1" of travel in .001" increments. Base and dial indicator may also be purchased separately.



ALL96415 Dial Indicator Only
ALL96416 Magnetic Base Only

Digital Calipers 0-6" With Case

ALL96411

Measure inside, outside and depth dimensions with easy to read Metric or SAE LCD display, in .001" increments up to 6". On/off switch conserves battery and zero setting assures accurate readings. Plastic case provides additional battery storage.



Dial Caliper

ALL96410

Quality hardened stainless steel dial caliper is shockproof and capable of measuring items from .001" to 6" in increments of .001". Includes protective carrying case.



Jim Kline

Photo: Matt Hauch



Cody Kleiman

Photo: Mike Reusche

Ring And Pinion Gear Sets

Quality differential components are suitable for race, street and off-road use. Lapped in matched sets for quiet operation.



GM 7.5"

Sets fit 10-bolt with 7.5" ring gear, 1.438" dia. pinion stem and 27-spline pinion.

Part No.	Ratio	Tooth	Part No.	Ratio	Tooth
ALL70110*	3.23	42-13	ALL70115 [†]	3.73	41-11
ALL70112*	3.42	41-12	ALL70116*	4.10	41-10
ALL70113 [†]	3.42	41-12	ALL70117 [†]	4.10	41-10
ALL70114*	3.73	41-11	ALL70118*	4.56	41-9

*Set includes standard width ring gear for use with 3.23 and numerically higher ratio carriers or when using 3.08 and numerically lower ratio carriers and ALL70100 spacer.

[†]Set includes thick ring gear for use with 3.08 and numerically lower ratio carriers.

GM 8.5"

Sets fit 10-bolt with 8.5" ring gear, 1.625" dia. pinion stem and 30-spline pinion.

Part No.	Ratio	Tooth	Part No.	Ratio	Tooth
ALL70120	3.08	40-13	ALL70126	4.10	41-10
ALL70122	3.42	41-12	ALL70128	4.56	41-9
ALL70124	3.73	41-11			

Ford 9"

Sets fit 10-bolt with 9" ring gear, 1.313" dia. pinion stem and 28-spline pinion.

Part No.	Ratio	Tooth	Part No.	Ratio	Tooth
ALL70010	3.50	35-10	ALL70028	5.14	36-7
ALL70012	3.70	37-10	ALL70030	5.29	37-7
ALL70014	3.89	35-9	ALL70032	5.43	38-7
ALL70016	4.11	37-9	ALL70034	5.67	34-6
ALL70018	4.30	39-9	ALL70036	5.83	35-6
ALL70020	4.56	41-9	ALL70038	6.00	30-5
ALL70022	4.71	33-7	ALL70040	6.20	31-5
ALL70024	4.86	34-7	ALL70042	6.33	38-6
ALL70026	5.00	30-6	ALL70044	6.50	39-6

GM 7.5" Ring Gear Spacer

ALL70100

Spacer allows installation of 3.23 and numerically higher ratio gear sets with standard thickness ring gears into 3.08 and numerically lower carriers. Steel spacer is .3125" thick and includes ten 7/16"-20 x 1-1/4" UHL LH bolts.



Axle Tube Oil Seal ALL72140

Also called a pool seal, it fits Frankland, Winters, and other quick change rear ends. Seal is pressed into side bell or axle tube and seats against the bearing flange of the spool to prevent lube from leaking into axle tubes. Seal has a 1-15/16" I.D. and a 2-5/8" O.D.





Spools

Replace a troublesome positive traction unit with a high quality Allstar spool. Substantially lighter than conventional carriers, spools deliver equal power to both rear wheels. Ultra-lite steel spools have more lightening holes and a narrower ring gear flange than standard units.



ALL68060

Ford 9" Steel Spools

- ALL68060..... 28-Spline, Scalloped, 7.5 Lbs.
- ALL68062..... 28-Spline, Ultra-Lite, 6.3 Lbs.
- ALL68063..... 28-Spline, Ultra-Lite Scalloped, 6.0 Lbs.
- ALL68064 31-Spline, Scalloped, 7.6 Lbs.
- ALL68066..... 31-Spline, Ultra-Lite, 6.1 Lbs.
- ALL68067..... 31-Spline, Ultra-Lite Scalloped, 5.8 Lbs.
- ALL68070..... 35-Spline, For 3.250" Case, 7.6 Lbs.
- ALL68072..... 35-Spline, For 2.893" Or 3.062" Case, 7.9 Lbs.
- ALL68074..... 40-Spline, For 3.250" Case, 6.7 Lbs.

Aluminum Spools

- ALL68111..... Ford 9", 31-Spline Axles, 3.7 Lbs.
- ALL68114 Q/C For Winters, 31-Spline, 2.030" Bearings
- ALL68115 Q/C For D.M.I., Frankland, Tiger And Richmond, 31-Spline, 2" Bearings

Mini Spools

Mini spool assemblies replace the OE side and spider gears in open style carriers to provide equal traction to both axles. Mini spools are precisely machined for proper fit and heat treated for durability.



ALL68122

ALL68164

- 1957-87 Ford 9" Rear Ends With 3/4" Cross Pin
- 1981-94 Ford 8.8" Rear Ends With 28-Spline Axles
- 1976-88 GM 7.5" With 7.5" Or 7.625" Ring Gear, 26-Spline Axles
- 1964-72 GM 10-Bolt With 8.2" Dia. Ring Gear, 28-Spline Axles
- 1970-76 GM 10-Bolt With 8.5" Dia. Ring Gear, 28-Spline Axles
- 1965-76 GM 12-Bolt With 8.875" Dia. Ring Gear, 30-Spline Axles

- ALL68121 Ford 9", (Lightweight) 28-Spline
- ALL68122 Ford 9", (Lightweight) 31-Spline
- ALL68168..... Ford 8.8", 28-Spline
- ALL68166[†]..... GM (7.5" Ring Gear), 26-Spline
- ALL68162 GM 10-Bolt (8.2" Ring Gear), 28-Spline
- ALL68160..... GM 10-Bolt (8.5" Ring Gear), 28-Spline
- ALL68164..... GM 12-Bolt (8.875" Ring Gear), 30-Spline

[†]There are at least three different 7.5" GM cases available, shimming may be required between the case and side gear of the spool to eliminate space between blocks

Cross Pins



ALL68120

- ALL68120 Ford 8.8" And 9" (3/4")
- ALL68167 GM 10-Bolt (7.5" Ring Gear)
- ALL68163 GM 10-Bolt (8.2" Ring Gear)
- ALL68161 GM 10-Bolt (8.5" Ring Gear)
- ALL68165 GM 12-Bolt (8.875" Ring Gear)

GM Axle C-Clips

Replacement C-clips for popular GM 10- and 12-bolt axles.



- ALL66120 7.5" 10-Bolt, 2-Pack
- ALL66121 8.5" 10-Bolt And 8.875" 12-Bolt, 2-Pack
- ALL66122 7.5" 10-Bolt Genuine GM, Each
- ALL66123 8.5" 10-Bolt And 8.875" 12-Bolt Genuine GM, Each

Ford 9" Housing Studs


ALL72040

Studs secure the center section to the housing and are installed by pulling through with a nut for a press fit. 3/8"-24 threads. Package of 10.



Ford 9" Gaskets

- ALL72044..... Paper
- ALL72045..... Thin With Steel Core
- ALL72046..... Thick With Steel Core



ALL72046

Nitrile Gloves

Nitrile gloves protect against dirt and grime and help prevent oil and harsh chemicals from contacting the skin. Gloves are latex and powder free to keep from irritating skin. General purpose gloves are great for light duty uses that are not exposed to chemicals. Chemical resistant gloves work well for general purpose as well as jobs that involve oil, fuel, brake fluid and most cleaning chemicals such as brake and carb cleaners. Package of 100.

General Purpose (Blue)

- ALL12020 Medium
- ALL12021..... Large
- ALL12022 X-Large




Chemical Resistant (Black)

- ALL12024..... Medium
- ALL12025 Large
- ALL12026 X-Large
- ALL12027 XX-Large



Absorbent Mats

A must for the work shop and trailer. These handy absorbent mats have bonded layers, allowing fluid to spread quickly through material.



- ALL12030 ... 15" x 60" Roll (Perforated Every 10") Universal For All Fluid Types (Oil, Coolant, Water)
- ALL12031 ... 15" x 60" Roll (Perforated Every 10") For Oil Only
- ALL12032 ... 100-Pack (15" x 10" Individual Sheets) Universal For All Fluid Types (Oil, Coolant, Water)
- ALL12033 ... 100-Pack (15" x 10" Individual Sheets) For Oil Only

Ford 9" Pinion Support **ALL68396**

"Daytona" forged aluminum pinion support replaces original equipment cast iron support. Support is furnished with races installed and is for use with 28-spline pinion gears.



Pinion Seals

Replace leaking or damaged seals in most popular differentials.



- ALL72145 Quick Change 5/16" Wide
- ALL72144 Quick Change 1/2" Wide
- ALL72143 Quick Change 3/4" Wide
- ALL72146 Ford 9" Standard, 28-Spline, 3" O.D.
- ALL72147 7.5" GM
- ALL72148 8.5" GM

Ford 9" Pinion Yokes

Forged steel or billet aluminum Allstar Pinion Yokes are available for Ford 9".

- ALL68380..... 28-Spline Steel Pinion Yoke, Use With 1350 (3-5/8") U-Joint
- ALL68382..... 35-Spline Steel Pinion Yoke, Use With 1350 (3-5/8") U-Joint
- ALL68384..... 28-Spline Aluminum Pinion Yoke, Use With 1310 (3-1/4") U-Joint



Pinion Nuts


Replace original worn or damaged nuts each time a gear set is changed. Nut secures driveshaft yoke to pinion gear.



- ALL72155 Ford 8.8" And Standard 9"
- ALL72156 GM 7.5 And 8.5

Pinion Yoke Wrench **ALL68372**

Wrench fastens to most popular pinion flanges and companion flanges to hold when setting bearing preload and tightening retaining bolt or nut. Wrench has provisions to work with 1/2" or 3/4" drive tool. Center hole is 2" to clear most sockets. Universal slotted bolt patterns for 1/4", 5/16" and 3/8" fasteners for most AMC, Dana, Ford and GM yokes.



Hudson O'Neal

Photo: Mark Schafer

U-Joints

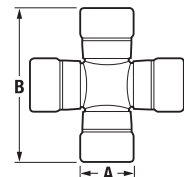
Performance U-joints are greasable and fit a variety of driveshaft combinations.



- 1310 Series:** 3.218" Wide with 1.062" Diameter Caps
- 1330 Series:** 3.622" Wide with 1.062" Diameter Caps
- 1350 Series:** 3.622" Wide with 1.187" Diameter Caps

U-Joints With Same Cross Width

- ALL69030..... 1310 Series
- ALL69031 1330 Series
- ALL69032..... 1350 Series



Width = B, Caps = A

U-Joints With Different Cross Widths

- ALL69034..... 1310 to 1330
- ALL69037* ... 1310 to 1330 **NEW!**
- ALL69035..... 1310 to 1350
- ALL69036..... 1330 to 1350

*Standard 1330 spread with larger 1.125" diameter caps.

U-Bolt Kits

U-bolt kits for 1310, 1330 and 1350 series U-joints secure drive-shaft to pinion yoke. Sold in pairs with nuts and lock washers.



	U-Bolt	U-Joint Series	Cap	Thread	"A"	Stud CTC "B"
Std.	ALL69015	1310/1330	1-1/16"	5/16"-24	1-3/4"	1.400"
X-Long	ALL69017	1310/1330	1-1/16"	5/16"-24	2"	1.400"
Std.	ALL69018	1330†	1-1/8"	5/16"-24	1-7/8"	1.575"
Std.	ALL69016	1350	1-3/16"	3/8"-24	2"	1.625"

†1330 with big caps (1.125")

GM U-Joint Strap Kit **ALL69014**

Replacement O.E. style U-joint strap kit fits popular GM pinion yokes including 7.5", 8.2", 8.5" 10-bolt and other popular rear ends. Kit is designed for 1-1/8" (1.125") diameter caps and includes (2) 5/8" wide steel straps with 1-7/8" CTC holes and (4) 1-1/2" long 5/16"-24 grade eight bolts.



Ford 9" U-Joint Girdle Kit **ALL69025**

Aluminum U-joint girdles replace standard **NEW!** steel U-bolts and provide more surface clamping area for 1310 and 1330 (1-1/16") U-joint caps. Girdle design helps prevent over-tightening and includes mounting hardware.





Steel Driveshafts



Driveshafts are built from 2-1/2" O.D., .065" wall, D.O.M. steel tubing, balanced, painted white and completely assembled with greaseable 1310 series (3-1/4") U-joints. Driveshafts also include a popular 27-spline slip yoke to work with Powerglide, TH350, Bert, Brinn and many other transmissions. Yoke measures 5.50" from U-joint centerline to end with 3.50" of slip length. Dimensions listed are from center to center of U-joints.

- ALL69019* ... 29.5"
- ALL69020 30.5"
- ALL69022 31.5"
- ALL69023* ... 32"
- ALL69024* ... 32.5"

Related Parts

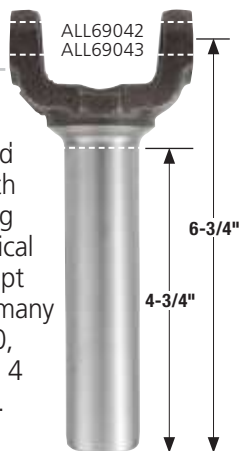
- ALL69015 U-Bolt Kit
- ALL69030 1310 U-Joint

* **NEW!**

Slip Yokes

Slip yokes provide an important link in today's driveline and chassis combinations. Yokes are available in standard length for most street applications with minimal suspension travel to extra-long for racing suspensions that have a radical amount of travel. 27-spline yokes accept 1310 style U-joints and are for use in many popular transmissions including TH350, TH700R4, Muncie and Saginaw 3 and 4 speeds, Bert and Brinn non-ball spline.

- ALL69040 6"
- ALL69042 6-3/4"
- ALL69044 7-1/2"
- ALL69046 8"
- ALL69048 8" (Extra Clearance)



Hardened

- ALL69043 6-3/4"
- ALL69045 7-1/2"
- ALL69047 8"

Tailshaft Seal And Bushing

The tailshaft bushing is a regular wear item, located inside the transmission tailshaft housing. It should be replaced when replacing the tailshaft seal or when a driveshaft failure has occurred. A worn bushing will cause excessive side-to-side movement of the slip yoke and create a vibration or leak. Replacement bushing and seal fits GM Powerglide, Turbo 350, Saginaw, Muncie, Bert and Brinn transmissions.

- ALL72150 Seal
- ALL72152 Seal With Bushing



Universal Driveshaft

Loop **ALL69000**

Universal driveshaft loop contains the driveshaft if a yoke or U-joint fails. Loop is 1/4" thick x 2" wide mild steel and fully adjustable to fit most cars.



Driveshaft Loop For 1979-2004

Mustangs **ALL69006**

Driveshaft safety loop bolts-on to help retain the front of the driveshaft in the event of a U-joint or other drivetrain component breakage. Black epoxy coated, all steel loop includes mounting hardware and complete instructions. Loop is designed to fit inside factory tunnel and work with most driveshafts up to 4" in diameter.



Unwelded Driveshaft Loop

ALL69004

Made from 3/16" flat steel, loop is 9-1/2" tall, 5-1/2" wide with a 16" wide mounting strap that can be cut and welded for each installation.



180° Driveshaft Loop **ALL69002**

Pre-bent 1" diameter x .083" wall mild steel tubing is designed for chassis style cars to help retain the driveshaft in the event of a U-joint failure. Loop is 10" tall overall and has a 5" I.D.



Torque Tube Belt **ALL10181**

Universal strap keeps torque tube stabilized and centered in case of coupler or tube failure. Black 3" wide belt fits all torque tube and chassis combinations.



Torque Ball

Safety Blanket **ALL55220**

Fire resistant safety blanket designed by Jason Meyers Racing protects drivers legs and feet in the event of a U-joint failure. Ballistic nylon covered blanket weighs just 1-1/2 lbs. and has quick release adjustable straps that allow blanket to be removed easily for servicing torque ball and u-joint. Blanket includes two mounting brackets, mounting studs, nuts and installation instructions.



Replacement Parts

- ALL55224 3/8" Mounting Stud Kit
- ALL55226 Mounting Tabs, 1-Pair




Drain Pan ALL40112

Round drain pan has molded in handles and pour spout. Made from chemical and solvent resistant plastic. 13-1/2" x 11" x 4", 7 quart capacity.



Shop Towels ALL12006

Shop towels are much heavier than standard paper towels and work great for numerous tasks around the shop or track. Rolls contain 60 individually perforated 11" x 9-1/2" disposable sheets.



Drain Pan ALL14171


Drain pan with built-in pump holds and refills fluids when changing rear end gears. Molded plastic basin and lid slide together to prevent spilling of fluid. A crank handle is included for hand operation along with a length of straight hex shaft for use with an electric drill. 16" square x 7" tall. 14 quart capacity.



Aluminum Quick Change

Drain Pan ALL14166

Aluminum drain pan is handy when changing quick change gears. Built-in perforated shelf holds gears and allows lube to drain into pan. Pan is 10-1/4" wide, 12" long and 3-3/4" deep.



Plastic Quick Change

Drain Pan ALL14356

Tapered top drain pan, combined with an open flow corner, allow quick change gear changes to happen even faster. Plastic low profile, 2-piece pan includes a stainless steel filter screen molded into the top tray.



Drain Plug Kits

Drain plug kits include a machined weld-on bung that has a step added to fit inside a drilled hole for easy installation. Kits are perfect when adding drain plugs to oil pans, rear end housings, dry sump tanks, etc.

NEW!



Size	Aluminum Bung	Steel Bung
3/8" NPT	ALL50732	ALL50733
1/2" NPT	ALL50734	ALL50735

Combo Remote Fill Tank

ALL36134

Aluminum fill tank features a pre-drilled 4-1/2" square **NEW!** mounting flange for securing tank to the underside of deck panel, providing an easy-access fill location for rear end/differential, transmission, power steering, or dry sump tank. Tank has a raised non-vented cap and a -10AN male lower hose fitting. Tank also has a 3/8" NPT side port for a return or vent, and a separate 3/8" NPT fitting with an integrated foam filter for an additional vent.



Remote Fill Tanks

Aluminum tanks feature a 5-3/8" mounting flange to mount in a deck panel or other flat horizontal panel, providing an easy access fill location for rear end/differentials, transmissions or dry sump tanks. Tanks have a raised, vented twist on cap and a -10AN male hose connection. Overall tank height is 9" x 3" in diameter.



Screw-In Fitting ALL36113 One-Piece Flange ALL36113 Weld-In Fitting ALL36110 ALL36111 Weld-On Flange ALL36110 ALL36111

- ALL36113 Fill Tank, Economy
- ALL36110 Fill Tank
- ALL36111 Fill Tank With 3/8" NPT Bung
- ALL36124 Replacement Cap

Mini Breather Tanks

Small capacity spun aluminum tanks can be used to vent transmission or rear end to prevent lubricant from being forced out. Tanks are complete with 1/4" NPT bung at bottom and bracket for mounting to chassis tubing.

- ALL36140 Tank For 1-1/2" Tubing
- ALL36141 Tank For 1-3/4" Tubing



Mini Breather ALL36145

Compact breather mounts in a deck or bracket with a 7/16" hole and has a -4AN male end making it ideal for venting transmissions or rear ends.



Clamp-On Mini Breathers

Breathers mount easily to either 1-1/2" or 1-3/4" tubing. Breathers are 1" tall and 1-3/8" in diameter. Great for use on transmissions, differentials, etc. Bottom fitting is 1/4" NPT. Black anodized finish.

- ALL36106 Breather For 1-1/2" Tubing
- ALL36107 Breather For 1-3/4" Tubing
- ALL36103 Replacement Filter Only



Roll Bar Padding

Closed-cell foam does not absorb moisture, but progressively absorbs shock (gets more dense as it is compressed).

Offset inside diameter allows easy installation, with thicker padding toward driver. Available in 3 foot lengths.

ALL14100..... Black	ALL14104 Yellow
ALL14101..... Red	ALL14105 Gray
ALL14102..... Blue	ALL14106 Purple
ALL14103..... Orange	



SFI Mini Roll Bar Padding ALL14112

Mini roll bar padding is ideal for tight areas in a race car when standard padding is too large.

Unique, compact design provides driver protection to a specific area. Peel- and-stick backing for easy installation on 1-1/4" to 1-3/4" tubing. Meets SFI 45.1 specifications. Sold in 3 foot lengths, black only.



SFI Roll Bar Padding

Provides 180 degree coverage where space concerns are not a problem. Peel-and-stick backing for easy installation. Meets SFI 45.1 specifications. Choose from two sizes, each 3 feet long, black only.



Choose from two sizes, each 3 feet long, black only.

ALL14110..... 1-1/8" To 1-1/2" O.D. Tubing
ALL14111 1-5/8" To 2" O.D. Tubing

Door Bar Padding ALL14115

Closed cell padding adds protection from hard surfaces inside a race car.

Cover door bars, seat supports, or increase padding in seat for comfort. Sold in 36" x 48" sheets, 3/4" thick.



Door Bar Clamp ALL14198

Clamp fastens around a 1-1/2" door bar, allowing a steel door plate to be mounted to the outside of the door bar area. Clamp eliminates the need to weld mounting tabs or door plate directly to a finished chassis. Sold each and includes 1/2" mounting hardware.



Related Items

ALL54070..... 18" x 26" Steel Plate
ALL54071 24" x 24" Steel Plate
ALL54072 24" x 36" Steel Plate



Sprint Knee Guard ALL5230


Ultra light aluminum knee guard designed by Jason Meyers Racing works great for protecting knees from banging against 1/2 box steering gears and provides a comfortable leg support when throttling through corners.

Fire retardant, high-impact, dense rubber padding is covered with self-extinguishing cloth for added safety. Guard fastens to the half box mount (not the box) by drilling and bolting or riveting and is held in place with safety wire or a wire tie.




Window Net Installation Kits

Latch Type Round Tube ALL10217



Lever latch release has a 3/8" round upper support rod for use with border and loop style nets. Mounting brackets are included.

Latch Type Flat Bar ALL10218



Lever latch release has a 1" x 1/8" x 29" flat steel bar to securely anchor the window net, and mounting brackets. Use with loop style nets. Will not work with most border type nets.

Replacement Part

ALL99070..... Replacement Mounting Tabs

Spring Loaded Round Tube ALL10219



Spring-loaded tube eliminates the latch release and provides easy entry and exit. Pushing against the handle allows the spring loaded rod to compress approximately 3/4" to release or fasten window net. Kit includes a 26 1/2" long x 9/16" diameter spring loaded top tube, 3/4" flat aluminum strap for securing the bottom of the net, mounting hardware, handle and instructions. Designed for most border and loop style nets.

Replacement Part

ALL99071 Replacement Mounting Tabs

Clamp-On Kits

Clamp-on kit eliminates welding tabs to chassis. Clamps have .600" holes designed to install ALL10219 window net installation kit to chassis tubing.

ALL10221 1-1/2" Kit

ALL10222 1-3/4" Kit

Replacement Parts

ALL99160..... 1-1/2" Clamp-On Bracket, Fixed

ALL99161 1-1/2" Clamp-On Bracket, Swivel

ALL99162 1-3/4" Clamp-On Bracket, Fixed

ALL99163 1-3/4" Clamp-On Bracket, Swivel

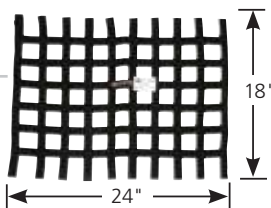




Loop Style Ribbon Window Nets

Durable polypropylene nets are ideal for a variety of full bodied cars. Webbing is double stitched with heavy nylon thread. All nets meet SFI 27.1 specifications and are appropriately tagged. Loop design net has loops sewn in top and bottom of net to accept most round tube and flat bar window net installation kits.

- ALL10290 18" x 18" Black
- ALL10295 18" x 24" Black



Mesh Window Nets

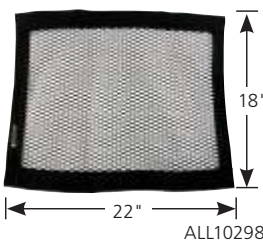

Durable, lightweight, black polyester mesh nets increase driver vision and stop smaller debris better than conventional ribbon or string nets. Mesh style net has large built-in sleeves in top and bottom of net to accept most round tube and flat bar window net installation kits.

Non-SFI

- ALL10298 22" x 18" Rectangle
- ALL10299 22" x 27" x 18" Angled

SFI Rated (27.1)

- ALL10211 22" x 18" Rectangle
- ALL10214 22" x 27" x 18" Angled



Border Style Ribbon Window Nets

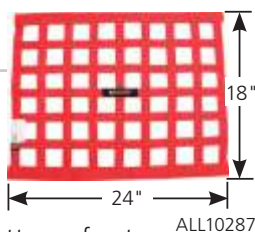
Durable polypropylene nets are available in a variety of sizes and offer additional safety to the driver. Webbing is double stitched with heavy nylon thread. Border style net has built-in sleeves in top and bottom of net to accept most round tube window net installation kits including ALL10217 and ALL10219. SFI certified nets meet SFI 27.1 specifications and are appropriately tagged.

Non-SFI

- ALL10248 10"H x 18"W Black
- ALL10249 14"H x 18"W Black

SFI Rated (27.1)

- ALL10280 18"H x 18"W Black
- ALL10285 18"H x 24"W Black
- ALL10286 18"H x 24"W Blue
- ALL10287 18"H x 24"W Red



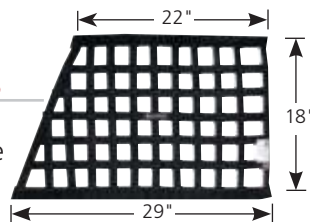
Window Net Protector ALL10225

A simple way to keep your window net tight against an interior panel. Slot is 21" long for use with 18" wide nets.



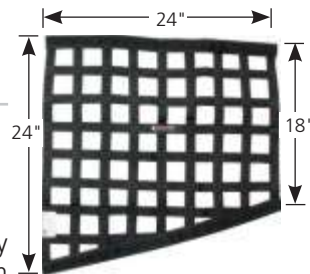
Angled Window Net ALL10288

Angled net with border style mounting encloses more of the driver side window opening for additional protection. Net meets SFI 27.1 specification and is appropriately tagged. Net has built-in top and bottom sleeves to accept most round tube window net installation kits including ALL10217 and ALL10219.



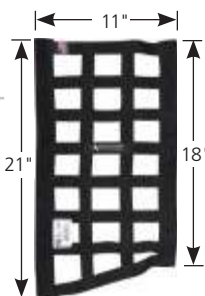
Drag Window Net ALL10289

Drag window net with border style mounting attaches to the diagonal door bar of most drag cars. Net meets SFI 27.1 specification and is appropriately tagged. Net has top and bottom built-in sleeves to accept most round tube window net installation kits including ALL10217 and ALL10219.



Funny Car Style Window Net ALL10291

Border style window net has built-in vertical sleeves for installing mounting rods to attach net to the chassis. Net is ideal for cages that have been fitted with or updated to funny car style bars around the driver. Net is SFI 27.1 certified.



Triangle Window Net ALL10246

Triangle net originally designed for sprints and midgets also works well on dirt late models and modifieds when wrap-around ends are needed. Net includes quick release buckle and meets SFI 37.1 specs.



Border Style Triangle Window Net ALL10247

Triangle window net has a border style top for use with most round tube installation kits. Lower portion of net secures around a lower bar.



Molded Steering Wheel Pad ALL52322

Molded pad fits flat or dished 3-spoke steering wheels. Hook and loop fastener straps are permanently secured to pad for quick installation.



Steering Wheel Pad ALL52320

Black vinyl covered pad fastens to most three spoke racing steering wheels with three hook/loop straps. 5-3/4" diameter foam pad is 2" thick.

Two Point Non-Retractable Seat Belts

Two-point, non-retractable lap belt is manually tightened and mounts to two points on the vehicle floor. Belts feature an easy push-button release and are sold individually. Installation hardware kits sold separately.



ALL98110 Black
ALL98111 Gray
ALL98112 Charcoal
ALL98113 Tan



Related Parts

ALL98120 Anchor Plates, 1-Pair
ALL98121 Installation Hardware Kit

Three Point Retractable Seat Belts

Three-point retractable system has three anchoring points, two on the vehicle floor and one on the B-pillar. Belts feature an easy push-button release and are sold each. Installation hardware kits sold separately.



ALL98115 Black
ALL98116 Gray
ALL98117 Charcoal
ALL98118 Tan

Related Parts

ALL98120 Anchor Plates, 1-Pair
ALL98121 Installation Hardware Kit



ALL98121

Seat Belt Anchors **ALL98120**

Anchor plates reinforce stock type floor pan when mounting seat belts. Plates are 1/8" thick and have a 9/16" mounting hole. Package of 2.



Seat Track Assembly

ALL98100

Mount aftermarket seats quickly and easily. Includes two seat tracks, adjustment handle and hardware.



Helmet Shelf

ALL12232

Mount to shop or trailer wall to keep up to two helmets safely stored. Sturdy shelf is 24" long x 16" deep and has a black wrinkle finish.



Tear Off Machine



NEW!

Electric Tear Off machine will quickly provide clear vision with the simple push of a button. Lightweight unit mounts to your shield and includes two clear rolls of 50 foot film (equal to 65 standard tear offs), sealed aluminum motor housing, quick disconnects, and hook and loop fastener. Works with 12 and 16 volt systems. Choose Installation kit with steering wheel or dash mount button, sold separately.

ALL13104 Electric Tear Off Machine
ALL13106 Install Kit, Vehicle Harness & Steering Wheel Button
ALL13107 Install Kit, Vehicle Harness & Dash Mount Button
ALL13108 Replacement Rolls Of Film (2-Pack)
ALL13109 Replacement Vehicle Harness

Locking Tear Off Post Kit

ALL13100

Unique aluminum tear off posts have a second set-screw locking the posts to the shield so they don't continually come loose. No need to remove shield just to tighten the tear off post! Package of 2.



Safety Glasses

ALL10258

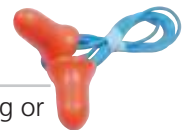
Comfortable, lightweight, general purpose safety glasses have a clear wrap around lens for maximum visibility. ANSI-Z87.1 rated.



Reusable Corded Earplugs

ALL12000

Corded earplugs fit instantly without rolling or squeezing. Made of a soft material that cleans up easily in warm, soapy water.



Helmet Hooks

Lightweight aluminum hook clamps on roll cage tubing and provides an anchor for attaching helmet strap.

ALL10228 1-1/2"
ALL10229 1-3/4"
ALL10445 Reducer Bushing 1-3/4" To 1-5/8"



Universal Helmet Hook **ALL10223**

Lightweight, steel universal helmet hook is 1/8" thick and has a radius mount for attaching to round tubing. Hook may be welded on or clamped to tube with a standard hose clamp.

Inside Air Blower Motor

ALL13000

Inside air unit is commonly mounted inside the cockpit or decking to provide forced, filtered air to the driver for cooling and to help prevent shield fogging. Spun aluminum cover prevents damage to filter assembly. Motor has two speeds and is recommended for 12 volt systems.



Replacement Parts

ALL13014..... Filter
ALL99022..... Top

Outside Air Blower Motor

ALL13001

Outside air unit is commonly mounted inside the driver compartment on vehicles with windows or closed compartment to provide forced, filtered air to the driver for cooling and to help prevent shield fogging. Intake top can be used with 1-1/4" helmet hose or trimmed to accept larger 3" hose, such as ALL42150, routed to the motor from outside of the car or fastened to a plastic duct, such as ALL42143, for fresh air. Motor has two speeds and is recommended for 12 volt systems.



Replacement Parts

ALL13014..... Filter
ALL99023..... Top

Helmet Fan ALL13011

Compact inline blower fan connects to 1-1/4" helmet hose and forces air inside driver's helmets equipped with an air inlet to help prevent shield fogging and provide air movement. Fan produces 20+ cfm of air flow when used on a 12V system, drawing only 1.3 amps. Two wire pigtail easily connects to a switched 12V power source and a suitable chassis ground.



Helmet Vent Hose

Hose is 4' long and used to complete the connection between a driver air system and helmets equipped with a 1-1/4" barbed intake port. Two styles are available: ALL13004 is gray and constructed from a denser material to resist crushing and abrasions from rocks and debris; ALL13021 is black and constructed of a thinner more pliable material which is less restrictive to the driver.

ALL13004 Gray
ALL13021 Black



Helmet Vent ALL13025

High-impact, screened ABS vent minimizes the chance of rocks and other debris from entering helmet hose. Vent has a 1/2" wide mounting flange and a centered outlet that accepts most 1-1/4" helmet hoses.



Helmet Blower System ALL13020

Remote mount breather system directs filtered, forced air to the driver's helmet for added comfort and safety. Motor assembly has a mounting bracket for easy mounting to chassis or seat back. 4 ft. helmet hose connects to most helmet fresh air intakes with standard 1-1/4" connector. The 9 ft. extension lead can be easily connected to a switched 12-16 volt source. This system weighs 2-1/4 lbs, and draws 3.5 amps at 13.6 volts, and produces about 90 CFM of air to the driver, providing more than enough air to keep the driver cool and shield clear.



Replacement Parts

ALL36202..... Filter
ALL36203..... Filter With Shield
ALL99021 Wire Harness

Mini Helmet Air System ALL13012

Self-contained, 12-volt fan with reusable filter moves approximately 40-60 CFM of air depending on system voltage. An RF connector allows easy, unrestricted helmet removal. A 14" wire is permanently attached to the fan and accepts the 24" pigtail (included). Pigtail has simple red (+) and black (-) wire hook-ups.



Hose Adapter ALL13007

Adapter fits most helmet hoses with 1-1/4" ends and has a 2-3/4" O.D. to fit inside 3" duct style hose or inside some NACA ducts. Adapter may also be mounted in a window opening to funnel air directly to the driver via helmet hose.



Allstar Race Suit

The Allstar Performance Nomex race suit has style, comfort and is affordable! Suit is 1-piece double layer, box quilted and SFI 3.2A/5 certified. Features include: side pockets, an adjustable belt, elastic wrist cuffs, hidden ankle cuffs, elastic back panel, adjustable neck strap, a sturdy waist length zipper and a black nylon storage bag.

ALL99850..... Medium
ALL99851 Large
ALL99849..... X-Large (Short) **NEW!**
ALL99852..... X-Large
ALL99853..... XX-Large
ALL99862*... Custom Size

*Completion of an **Allstar custom racing suit order form is required.** Custom racing suits are available in red, blue or black. Scan for the Custom Racing Suit order form.



Radio Boxes



ALL10441
ALL10443



ALL10440
ALL10442



ALL10439

Aluminum radio boxes have a removable padded insert to absorb vibration.

Small Box – 5" Tall x 3-3/4" Wide x 2-1/2" Deep

ALL10439* ... Flat Mount
ALL10441 1-3/4" Mount
ALL10443* ... 1-1/2" Mount

Large Box – 7" Tall x 4" Wide x 2-1/2" Deep

ALL10440 1-3/4" Mount
ALL10442 1-1/2" Mount

* **NEW!**

Reducer Bushing

1-3/4" To 1-5/8" **ALL10445**

Reducer works with most clamp-on style brackets or accessories with 1/4" thick mounts including Allstar radio boxes, drink bottle kits, helmet hooks and universal brackets.



Drink Bottle Kit

Mount the drink bottle within driver's reach for a convenient spot to keep a drink. Great for circle track drivers during pit stops or yellow flags. Lightweight aluminum holder comes with replaceable insulated bottle.



ALL10475 1-1/2"
ALL10480 1-3/4"
ALL10481 Flat
ALL10445 Reducer Bushing 1-3/4" To 1-5/8"
ALL10482 Replacement Bottle

Tachometer Brackets

Lightweight, anodized aluminum bracket clamps to roll bar tubing.

ALL10450 1-1/2"
ALL10451 1-3/4"
ALL10445 Reducer Bushing 1-3/4" To 1-5/8"



Universal Brackets

Universal 1/4" thick aluminum brackets may be drilled and tapped to custom mount just about anything.

ALL10452 Bracket For 1-1/4" Round Tube
ALL10453 Bracket For 1-1/2" Round Tube
ALL10454 Bracket For 1-3/4" Round Tube
ALL10445 Reducer Bushing 1-3/4" To 1-5/8"



Convex Mirrors

Convex mirrors have a curved face to view a wider area which is ideal for keeping an eye on the competition.

Mirrors have built-in mounting tabs with 1/4"-20 threaded inserts for convenient mounting. Universal brackets ALL10452-10454 are commonly used when mounting mirrors to round tubing such as roll cages.

ALL76406 14" x 2-1/2"
ALL76407 17" x 3"



Panel Mirrors



Panel mirrors offer greater viewing capabilities than standard mirrors to help eliminate blind spots. Durable ABS construction makes these mirrors suitable for many types of motorsports. Mounting brackets and hardware included.

ALL76404 Four Panel, 27-3/4" Long
ALL76405 Five Panel, 34-3/4" Long



Side View Mirror

Aerodynamic 3" diameter mirror quickly and easily mounts to roll cage tubing and includes a 1-1/2" stainless clamp. High strength ABS plastic housing with a scratch resistant polycarbonate lens makes this mirror suitable for a variety of motorsports, but most commonly used on asphalt late models. Adjustable mirror lens pivots in the housing for optimum driver visibility.

ALL76408 Non-Adjustable
ALL76409 Adjustable



ALL76409

Swan Neck Mirrors

ALL76400

Beautiful exterior rear view mirrors have a 4" diameter stainless steel head and a 5" long chrome arm. Mounting is blind with one bolt. Sold in pairs.



4" Peep Mirrors **ALL76401**

Chrome Peep mirrors have a 4" stainless steel head and can be slipped over the top edge of driver and passenger side doors and secured with Allen head screws. Arm pivots 360 deg. to any position and has a crowned end to lock in the desired position. Includes protective rubber pads. Sold in pairs.



Fire Extinguishers

Hand held dry chemical fire extinguishers are perfect for race car, trailer or garage use and include steel mounting bracket and strap, aluminum nozzle and hairpin safety pin. ABC rated, mono-ammonium phosphate based extinguishers are 15-1/2" tall and effective against electrical, liquid, grease, wood or paper fires. USCG approved when used with included mounting bracket and retaining strap to secure extinguisher to bracket.




ALL10500 2.5 Lb., Red (3" diameter)
 ALL10501 2.5 Lb., Chrome (3" diameter)
 ALL10502 5 Lb., Red (4-1/4" diameter)

Quick Release Fire Extinguisher Bracket

ALL10510

Bracket keeps fire extinguisher secure and allows quick access by pulling pin. Bracket mounts most 2-1/2 lb. extinguishers with an O.D. up to 3-1/2" to round tubing with supplied clamps or fastens to a flat panel including trailer or shop walls.



Quick Release NHRA Fire Extinguisher Bracket

NHRA approved bracket keeps fire extinguisher secure and allows quick access by pulling pin. Bracket mounts most 2-1/2 lb. extinguishers with a 3" O.D. to 1-1/2" - 1-3/4" round tubing with supplied 3/4" wide stainless T-bolt bands or fastens to a flat panel.



Shifter Boot

Fire resistant, black, thermal boot helps prevent fire from entering driver compartment. Boot is 7" tall with Hook and loop fastener strap closure at top. Base is 6" x 7". Used by many top Cup, xfinity, Truck, CRA and late model teams.



Sprint Drag Link Tether

ALL10252

Keeps drag link tethered to the chassis if it becomes disconnected. Tethering of drag link is required by most sanctioning bodies. 24" long x 1" wide, woven nylon.



Torque Tube Belt

ALL10181

Universal strap keeps torque tube stabilized and centered in case of coupler or tube failure. Black, 3" wide belt fits all torque tube and chassis combinations.



Torque Ball Safety Blanket

ALL5220

Fire resistant safety blanket designed by Jason Meyers Racing protects drivers legs and feet in the event of a U-joint failure. Ballistic nylon covered blanket weighs just 1-1/2 lbs. and has quick release adjustable straps that allow blanket to be removed easily for servicing torque ball and U-joint. Blanket includes two mounting brackets, mounting studs, nuts and installation instructions.



Replacement Parts

ALL5224 3/8" Mounting Stud Kit
 ALL5226 Mounting Tabs, 1-Pair

Engine Diaper

ALL69011

Engine diaper will help contain engine oil and fragments if an engine failure occurs. Increase safety and reduce the chance of control loss due to debris on the racing surface. Diaper wraps around oil pan and secures to header bolts. Diaper is NHRA approved but is not designed for vehicles that require SFI approved diapers. Diaper features a sewn-in, non-replaceable oil absorbent pad and is 23" long x 12-1/2" high x 12" wide.



Replacement Parts

ALL99043 Replacement Tabs, 4-Pack
 ALL99347 Replacement Buckle, 1 Set
 ALL69013 Engine Diaper Pad, 22" x 30"

Transmission Blanket

ALL69010



Contains transmission explosions on high horsepower race cars with stock firewall/floor pan or where a transmission shield isn't practical. NHRA and IHRA approved blanket measures 12" x 47" and meets SFI 4.1 specifications. Includes straps to secure it to most transmissions.



Radiator ALL30028

Aluminum radiator with furnace brazed tanks provides superior cooling in sprint applications. Features machined filler neck, 1-1/2" RH bottom outlet and (4) female top outlet ports for use with -10AN O-ring fittings. Radiator uses a smaller diameter cap (not included) such as ALL30124 or ALL30125. 20" wide x 22" tall x 2" thick. 9.7 lbs.



Cross Flow Radiator (Chassis Mount) ALL30030

Aluminum radiator with a unique black thermal coating provides superior cooling! Built-in mounting brackets enable the radiator to be quick-turn fastened directly to frame tabs. Radiator with -10AN O-Ring inlets and 1-1/2" outlet is 20-1/2" wide x 18-1/2" tall (including outlet neck) x 2-3/8" thick core. Recommended radiator cap is ALL30126 (28-32 lbs.) sold separately. Approximate weight, 8.5 lbs.



Wall Mount

Radiator Holder Kit ALL12216

Brackets fasten to trailer wall and hold radiator safely in place during transport to avoid damage. Kit includes two 29" long aluminum brackets with adjustment holes at 2" increments and arms to fit radiator cores up to 2-1/4" wide. Adjustable arms are slotted for quick adjustment with included thumbscrew knobs to fit a variety of radiator heights.



Radiator Air Scoop For Sprint Car

Scoop fastens around a tube or the front crossmember of most chassis to maximize airflow through the radiator, increase cooling efficiency and at the same time, create downforce. Black plastic scoop is a universal design that will fit a variety of cars and the aluminum scoop is designed for most raised rail cars. Scoop is commonly fastened to the chassis with quick turn fasteners.



ALL23224..... Plastic 22" x 11"
ALL23225..... Aluminum 22" x 13"


Flat Front Air Box ALL23226

Box fits most sprint cars with 1" raised rail and is fabricated from .080" aluminum. Box measures 9-3/4" left side to 10-3/4" right side, with a total weight of 2.127 lbs.



Radiator Honeycomb

Honeycomb screen mounts to front of radiator to protect from rocks and debris. Secure directly to radiator using ALL30085 mounting kit, sold separately. 19" x 26".



ALL30158..... 1/2" Thick
ALL30159..... 1" Thick

Sprint Car Radiator Rock Screen ALL30163

Aluminum rock screen helps to protect radiators from heavy rocks and mud. Mounting tabs are integrated into the frame for quick and easy installation to a front air box. Measures 20-1/2" wide x 12" tall and weighs just under 1 lb. Quick turn springs are included.



Aluminum Sprint Motor Plates



Front motor plates for SB Chevy are offered in one- and two-piece designs. One-piece versions mount using the lower front mounting holes. Two-piece sets use the lower front mount holes and the water pump mounting holes. All plates have 19-1/2" center-to-center chassis mounting holes. ALL38128 and ALL38145 plates come with bushings to allow for engine flex and help with weight transfer.



Part No.	Description	Finish	Thickness
ALL38118	1-Piece Solid Plate	Plain	3/8"
ALL38119	1-Piece Solid Plate	Black	3/8"
ALL38128	1-Piece Plate With Bushings*	Black	3/8"
ALL38145	2-Piece Plate With Bushings†	Black	3/8"
ALL38130	Universal Mount	Plain	1/4"

*Has built-in mount for Saldana tank mount bracket OTMB-1.
†Designed to work with ALL36092 and ALL36093 tank mounts.

Sprint Engine Cradle ALL10159

Cradle bolts to most stock type and aftermarket SB Chevy blocks, including narrow pattern lightweight and standard bell housing bolt patterns. Slotted front mounts accept most frame width engine mounts. Provisions for standard wheel kits are positioned to support complete engines with attached radiators.



Bellhousing Dowel Pins

Steel dowel pins are approximately 1/2" longer than stock pins and are required when running an engine mid-plate, rear motor mounts or an aftermarket bellhousing. These extended length pins also help with alignment when installing an engine. Pins fit most GM blocks and are sold in pairs.



ALL38152

ALL38150 Solid Pins
ALL38152 Hollow Pins

Rear Motor Plates

CNC-machined aluminum rear motor plate fits standard and raised cam engines, standard and raised rail cars, as well as newer style lightweight blocks. Multiple holes are drilled and tapped for mounting pumps and torque ball shield directly to motor plate instead of the housing. The top trailing edge of motor plate is grooved to eliminate obstruction with dash. 3/8" thick plate weighs 7.25 lbs.



ALL38125 Plain
ALL38126 Black Anodized

Torque Ball Safety Blanket ALL55220

Fire resistant safety blanket designed by Jason Meyers Racing protects drivers legs and feet in the event of a U-joint failure. Ballistic nylon covered blanket weighs just 1-1/2 lbs. and has quick release adjustable straps that allow blanket to be removed easily for servicing torque ball and U-joint. Blanket includes two mounting brackets, mounting studs, nuts and installation instructions.



Replacement Parts

ALL55224 3/8" Mounting Stud Kit
ALL55226 Mounting Tabs, 1-Pair

Torque Tube Belt ALL10181

Universal strap keeps torque tube stabilized and centered in case of coupler or tube failure. Black, 3" wide belt fits all torque tube and chassis combinations.



Dave McFadden

Positive Cam Lock Shifter

ALL54135

CNC-machined billet aluminum shifter clamps to the frame on driver's right. Designed for use with live axle shifter quick change. Shifter includes all steel hardware, heavy duty cable, and quick release end.



Replacement Part

ALL54142 43" Long Cable

SB Chevy Aluminum Gear Drive

ALL90000

Accurate valve timing is assured with the Allstar aluminum gear drive for the small block Chevrolet V8. Plate with built-in idler gear fits under most two-piece timing covers and includes crankshaft and cam gears, needle bearing sets for the front and rear of cam gear, four camshaft dowel pins, and five camshaft gear offset bushings for precise timing adjustments. Gear drive is commonly used with KSEKSD1002 cover and will fit under most stock-type covers such as ALL90010 with slight modifications.



Replacement Parts

ALL90001 ...Cam Gear
ALL90002 ...Crank Gear
ALL90003 ...Idler Gear
ALL90004... Cam Plate Shims, 10-Pk.
ALL90005... Cam Degree Bushing Set
ALL90007... Thrust Washer Set

Billet Timing Covers

Machined billet aluminum timing cover is lightweight, durable and weighs over 1 lb. less than cast aluminum covers. Fits major brand oil pumps. Mounting hardware included.

ALL90080 Standard Cam
ALL90081..... Raised Cam



Aluminum Cam Seal Plates

Aluminum cam seal plate provides a reliable seal and tight fit.



Part No.	Size	Color	Application
ALL90085	2.103"	Black	GM Small Block
ALL90086	2.253"	Gold	Rodeck Block w/1.875 Roller Cam Bearing
ALL90087	2.310"	Blue	Most Blocks w/50mm Roller Cam Bearing
ALL90088	2.382"	Silver	Dart Small Block, Aluminum
ALL90089	-	-	Replacement Cam Plate Seal



Polished Round Dry Sump Tanks

Aluminum 6" tanks feature a highly polished finish and a completely removable top to enable thorough cleaning. Three internal baffles are fastened to the top for easy removal and cleaning. All tanks have two 3/8" NPT female ports on the top cover for vent lines or return lines and a 3/8" female NPT bottom port for easy draining. Tanks feature a -16AN return fitting (upper) and a 3/4" NPT female supply fitting (lower). Mounting brackets must be purchased separately.



ALL36101 16" Tall, 6 Qts.*
 ALL36102 18" Tall, 7 Qts.*

Replacement Part

ALL36124 Cap



*Capacity listed is fluid filled to approximately 4" from top of tank.
 Note: 1" of tank height equals approximately 1/2 quart of fluid.

Sprint Car Dry Sump Tank Mounting Brackets

Mounting brackets are designed to mount 6" diameter tanks to the left front corner of standard small block Chevy engines. Commonly mounted with ALL38145 sprint motor plate, the upper bracket utilizes the water pump mounting holes and the lower bracket fastens to the early front engine mount mounting hole.



ALL36092 Upper Tank Mount
 ALL36093 Lower Tank Mount

Fuel Pressure Gauge ALL40330

Fuel pressure indicator gauge allows pre-adjustment of the high speed secondary and main valve opening pressures using a compressed air source. Gauge can be mounted directly to the wall or tool box. 4-1/2" diameter dial has a 0-160 PSI range.



Heating Pads

High temperature silicone heating pads externally preheat oil in wet sump oil pans, dry sump tanks and automatic transmission pans reducing overall warm up time and improving lubrication during initial start up. 3" cord, 120-volt operation.



ALL76420 2"x15", Self Adhesive Pad, 200W
 ALL76422 5"x7", Self Adhesive Pad, 375W
 ALL76424 6"x12", Hook and loop fastener Strapped Pad For 6" O.D. Tanks, 435W

WARNING! Do not plug heater in without being installed on tank or metallic surface to absorb heat. Element heats up quickly and damage will result.

Immersion Heaters

Immersion style heater preheats oil in wet sump oil pan or dry sump tanks to reduce overall warm up time and improve lubrication during initial start up. 5/8" diameter stainless steel sleeve inserts into pan or tank and secures with a welded on 1/2" NPT brass screw-in fitting. 120-volt operation.



ALL76415 4-3/4" Long Heater Element w/3' Long Cord, 400 W
 ALL76416 7-1/2" Long Heater Element w/12" Long Cord, 250 W

WARNING! Do not plug heater in without being installed in tank and submersed in liquid, element heats up quickly and damage will result.

Sprint Car Wash Plug Set

Aluminum plugs have O-rings for a watertight seal and will keep dirt out of injectors while cleaning sprint car. 4-piece set comes with a nylon storage pouch.



Part No.	Size	Wash Plug Dia.	Stack Dia.
Kinsler			
ALL26072	2-1/4"	2.328"	2.335"
ALL26073	2-11/16"	2.762"	2.790"
ALL26074	2-3/4"	2.848"	2.875"
ALL26075	2-13/16"	2.921"	2.950"
ALL26076	2.90"	2.973"	3.00"
Engler			
ALL26033	2-1/2"	2.632"	2.650"
ALL26035	2-13/16"	2.885"	2.905"
ALL26036	2.90"	2.973"	3.00"
ALL26038	3"	3.073"	3.10"
Hilborn			
ALL26032	2-7/16"	2.483"	2.50"

Compact Electric Fuel Pump

ALL40320

High flow, low pressure electric fuel pump equipped with a 5/16" inlet/outlet. The pump flows 18 gph at 4.0 psi, 5.5 psi maximum. Includes a rubber padded mounting bracket and two heavy duty hose clamps. Rated 12V/5 amps. Overall length is 5-1/2" x 1-1/2" wide.



Tyler Courtney

Photo: JohnnyB Imagery



Inline Fuel Filter Without Element

ALL40246

Black anodized, high flow inline filter has -12AN ends. Choose correct bracket and mount to chassis tubing along fuel line. Overall length is 12" and outside diameter is 2". Filter flows enough fuel for any race car. Filter element sold separately.



Related Part

ALL40222..... Stainless Element (63 Micron)

Filter Fact: Filter element must be installed with the closed end and the spring toward the INLET end of housing. The open end faces the OUTLET.

Fuel Filter Brackets

Brackets mount Allstar inline aluminum fuel filters to round tubing and flat surfaces. Flush mount bracket fastens to flat panels like a frame rail or firewall. A locking set screw holds filter in place. Sold each.

ALL40229..... Fits 1-1/4" Tubing

ALL40227..... Fits 1-3/8" Tubing

ALL40235..... Flush Mount



ALL40235

ALL40229

Down Nozzle Filters

Down nozzle filters optimize spray and eliminate dirt and debris.

ALL40325..... Down Nozzle Filters, 8-Pack

ALL40326..... Down Nozzle Filter, Each



Down Nozzle Plugs ALL40327

Plug off ports in down nozzle filters. 1/2"-20 thread seals with included O-ring. Package of 8.



Adjustable Fuel Cell Mounts ALL5112

Slotted mounts replace fixed weld-on brackets and clamp directly to 1-3/8" cross tube. Mounts have 1-1/4" long slots, allowing adjustment often needed to reach insert locations of flexed, ever changing fuel cell shapes and can be rotated for easy fuel cell mounting. Machined aluminum, black anodized mounts weigh .35 lbs. each. Package of 2.



Sprint Car Aero Fuel Tank Cover

Aerodynamically designed covers remove the dead air pocket from behind the driver, allowing cleaner air through the driver's compartment. Covers also provide protection to fill plate and plate mounted bypasses. Mounting tabs for Fuel Safe and ATL fuel cells included.

ALL23055..... Carbon Fiber

ALL23056..... Fiberglass, Black

ALL23057..... Fiberglass, White



Replacement Part

ALL99349..... Brackets With Springs And Rivets



ALL99349

Titanium Fastener Kit For Fuel Tank Top Plate ALL17008

Kit includes twelve 1/4"-28 x 7/8" button style socket head fasteners to replace the standard bolts securing the top plate to the bladder on most Fuel Safe and ATL sprint fuel cells. Kit weighs less than 45 grams.



Body Reinforcing Plates

Plates help protect fiberglass and aluminum panels from cracking when using 7/16" quick turn fasteners. Stainless steel plates are precision stamped with a strengthening border, attach with 1/8" rivets and measure 2" wide x 1" tall.

ALL18985..... Clear Finish, 10-Pack

ALL18985-50..... Clear Finish, 50-Pack

ALL18986⁺..... Black Finish, 10-Pack

ALL18986-50⁺..... Black Finish, 50-Pack

NEW!



Coated Braided Steel Lines

Black coated braided steel lines have black aluminum ends. Choose #2 or #3 line in straight/straight or straight/ 90° configurations. Lengths stated are overall, end-to-end.



	#2 Line	#3 Line	#3 Line
Length	Two -3 Straight	Two -3 Straight	-3 90° And -3 Straight
6"	ALL48385	ALL48387	ALL48413
9"	ALL48386	ALL48388	ALL48414
12"	ALL48371	ALL48361	ALL48415
15"	ALL48372	ALL48362	ALL48416
18"	ALL48373	ALL48363	ALL48417
21"	ALL48374	ALL48364	ALL48418
24"	ALL48375	ALL48365	ALL48419
30"	ALL48376	ALL48366	ALL48420
36"	ALL48378	ALL48368	ALL48422
48"	ALL48379	ALL48369	ALL48423
60"	ALL48380	ALL48370	ALL48424
73"	ALL48383	ALL48382	ALL48425

Quick Disconnect Couplings

2-piece couplings allow lines to be separated without loss of fluid or requiring bleeding. Commonly used on brake systems when changing front or rear axle assembly, hydraulic wing cylinders, a hydraulic clutch system using a hydraulic throw out bearing or when servicing a transmission with an internal hydraulic clutch.

ALL50215..... Steel Coupling With 1/8" NPT Female Threads

ALL50212..... Alum. Coupling With -3AN Male Threads

ALL50213..... Alum. Coupling With -4AN Male Threads

ALL50209..... Premium Coupling Fitting With -3AN Male Threads





Adjustable Nose Wing Posts

Clamp-on style angled aluminum mounts fasten around 1-1/2" torsion bar tubes, providing adjustability to front wing posts.



Part No.	Description	Material
ALL55100	Aero Post LH	Steel
ALL55101	Aero Post RH	Steel
ALL55106	Post Straight, 13" Long	Aluminum
ALL55102	Mount For ALL55100 Aero Post LH	Aluminum
ALL55103	Mount For ALL 55101 Aero Post RH	Aluminum
ALL55107	Mount For ALL55106 Post	Aluminum

Fixed Nose Wing Posts

Fixed posts have a 1" O.D. to fit into pinch clamp spuds welded to torsion bar tubes on most chassis. Bent tubes are angled forward to mount the front wing forward, adding increased down force.



ALL55105 ALL55106 ALL55125 ALL55126

Part No.	Description	Material
ALL55108	Bent, Aero With Round Tube	Steel
ALL55105	Bent	Aluminum
ALL55125	Bent	Titanium
ALL55109	Straight, Aero With Round Tube	Steel
ALL55106	Straight	Aluminum
ALL55126	Straight	Titanium
ALL55110	LH Sideboard Mount	Stainless Steel
ALL55111	RH Sideboard Mount	Stainless Steel

Nose Wing Rear Strap

4130 chrome moly tubular strap mounts from the shock tower to the nose wing side board and will not disrupt air flow. Non-adjustable strap measures 10-3/4" center-to-center with a 5" offset. Sold each.

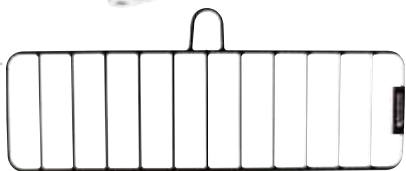
ALL55115..... Plated
ALL55116..... Black



Rock Screens

Steel screen mounts to chassis, providing driver added protection from rocks and debris. Black powder coated screen is 7-1/2" tall with 2" wide slots. Approximately 1.60 lbs.

ALL30165..... Sprint Car, 25" Long
ALL30166..... Mini Sprint, 23-3/4" Long



Stacked Front Bumpers

Stacked front bumper for improved front end protection is precision bent from steel or aluminum tubing.



- ALL22300..... Sprint Car, 1" O.D. Steel Tubing, 6" Tall x 8" Long Overall x 19-1/4" Wide On Center. Weighs Less Than 4 Lbs.
- ALL22301..... Sprint Car, 1" O.D. Aluminum Tubing, 6" Tall x 8" Long Overall x 19-1/4" Wide On Center. Weighs Less Than 2 Lbs.
- ALL22302..... Mini Sprint, 3/4" O.D. Steel Tubing, 5-1/2" Tall x 7" Long Overall x 14-1/8" Wide On Center. Weighs Less Than 2 Lbs

Titanium Bolt Kit For Nerf Bars And Bumpers ALL17016

Kit includes twelve 10-32 x 1-1/2" bolts with nylon locking half nuts. Kit includes enough fasteners for bumpers and side nerf bars. Kit weighs less than 50 grams.



Mud-X Cleaner ALL78232

Cleans and shines plastic, polycarbonate, chrome, fiberglass, paint, vinyl and leather and leaves an invisible coating that protects surfaces and repels dirt, dust, fingerprints, smudges and bugs. Spray it on and wipe it off. Excellent anti-fog coating for helmet shields. 14 oz. can.



Ground Shipment Only

Mud-X Concentrate ALL78230

Mix concentrate with up to ten quarts of water to produce a coating that prevents mud, dirt, oil, rubber and exhaust residue from sticking to body panels. Safe for metal, plastic, rubber, and painted surfaces. One quart container.



Pressurized Sprayers

Sprayers are great for applying bulk cleaners, degreasers, solvents, penetrating oils and other lubricants. Sprayer has a capacity of 32 ounces and includes a versatile nozzle adjustable from mist to a fine stream.



ALL10516..... Black
ALL10518..... Chrome

Tool Tray ALL14170

Tool tray measures 12" x 18" x 3", with hooks on one side to fasten to race car nose or sprint/midget front wing and 6" stands on the opposite side so tray will sit level. Tray has 16 holes for spark plug and nozzle holder use.





Nose Wing Wall Mount Brackets

ALL12214

Brackets attach to the side of trailer wall to hold a spare sprint car front nose wing safely in place. Powder coated aluminum brackets feature slotted arms that are fully adjustable to accommodate a variety of nose wing shapes and sizes. Sold in pairs with retention straps to keep wing secure.



Wing Caps



Prevent rock and debris from damaging the leading edge of many popular sprint car wings with a protective cap.

ALL23220 Top Wing Cap, 60" Long, High Impact Plastic
 ALL23222 Front Wing Cap, 36" Long, High Impact Plastic
 ALL23221 Top Wing, 60" Long, Carbon Fiber
 ALL23223 Front Wing, 36" Long, Carbon Fiber

Manual Wing Adjuster **ALL48004**



Manual wing adjuster is for sprint car top wings when rules do not permit the use of hydraulic cylinders. Aluminum slider includes 3/8"-24 steel rod ends and is adjustable from 20" to 32" center-to-center in 1" increments with included 1/4" locking pin. Weighs less than 1 lb.

Hydraulic Wing Cylinders



Strong hydraulic wing cylinders have an aluminum body which houses a steel piston and pushrod assembly. Available in 10" and 12" length.

ALL48000 10"
 ALL48002 12"

Titanium Studs For Wing Cylinders

Single stud used to mount the wing cylinder to the chassis or wing tree. Stud has 3/8"-24 threads for mounting most cylinders. Mounting nuts not included. Sold each.

ALL17036 5/16"-24 x 3/8"-24 x 1.640" Stud
 ALL17038 3/8"-24 x 3/8"-24 x 1.600" Stud



ALL17036



ALL17038

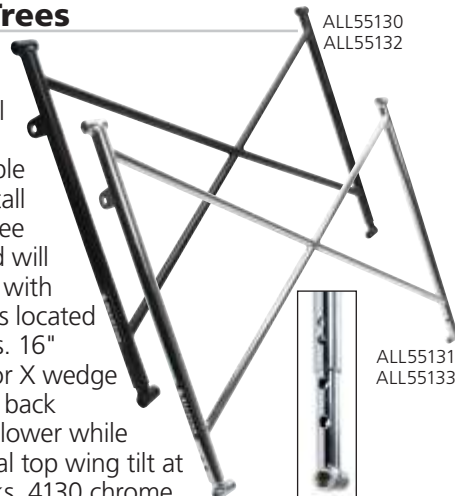
Sprint Wing Line Kit **ALL48006**

Kit includes light-weight, coated stainless steel braided lines and aluminum fittings to help simplify plumbing of KSE Gen2 steering gear and wing cylinder. Kit includes (2) #4 slider lines (22" long and 36" long), (2) #4 pressure and return lines (18" long), (4) 45 deg. 4AN to 1/8"NPT valve fittings, (2) 90 deg. 4AN to 1/8"NPT cylinder fittings and (2) high-flow -3 ORB to -4AN fittings.



Top Wing Trees

Wing trees have an "X" design for lateral and horizontal strength. Available in 16" and 18" tall versions, each tree is adjustable and will extend up to 6" with adjustment holes located at 1" increments. 16" trees are ideal for X wedge cars to keep the back of the top wing lower while providing optimal top wing tilt at high speed tracks. 4130 chrome moly 3/4" x .060" tube construction. Wing trees are 26" wide at the top and have a min/max bottom width of 25-3/4" to 26-1/2". Adjuster pins not included.



ALL55130
 ALL55132

ALL55131
 ALL55133

Part No.	Height	Finish
ALL55130	16" (Extends To 22")	Black
ALL55131	16" (Extends To 22")	Plated
ALL55132	18" (Extends To 24")	Black
ALL55133	18" (Extends To 24")	Plated

Related Parts

ALL17028 Titanium Adjuster Pins, (1-Pair)
 ALL55134 Top Wing Tree Slider, Black
 ALL55135 Top Wing Tree Slider, Plated

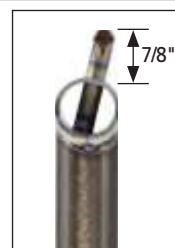
Titanium Top Wing Pin Kit **ALL17028**

Kit includes two pins with locking clips for adjusting wing tree height.



Top Wing Titanium Posts **ALL55128**

Top posts are 12" long overall and have a 5/16" diameter T-bar to fit a wide range of wings. Position of T-bar is set at 75 degrees, providing additional wing angle. Posts are built from strong 1" x .150" wall titanium tube, sold as a pair.



7/8"



Tel-Tac Mount ALL81332

Aluminum mount accepts Tel-Tac digital tachometers and recesses into a dash for clean, finished look. Mount attaches to backside of dash with quick turn fasteners (buttons sold separately) for simple tachometer removal and installation.



MSD Box Mount ALL81330

Box mount provides a quick release method for replacing MSD6420, 6425, 6430 and other ignition boxes with 7-1/2" x 3-1/2" center-to-center mounting dimensions. Kit includes aluminum box mount, four quick turn fasteners, springs and 1/8" aluminum rivets.



Heel Riser

Aluminum heel risers are pre-drilled for easy mounting and include a non-skid pad. 4-1/2" wide.

ALL54090 1" Tall Riser

ALL54091 1-1/2" Tall Riser



Heel Riser Rest ALL54092

Aluminum bracket is 1" tall and rivets to heel risers to help keep foot in place on the riser.



Throttle Pedal Assembly ALL54106

Rugged aluminum pedal may be mounted to the floor pan or lower frame rail for smooth, safe throttle control. Includes return spring bracket and fasteners.



Titanium Throttle Pedal ALL54094

Titanium throttle pedal has tabs welded on for attaching return spring and throttle linkage to bell crank. High strength assembly weighs only .22 lbs.



Chrome Moly Throttle Pedal ALL54095

Lightweight sprint car throttle pedal is fabricated from 4130 chrome moly tubing then black powder coated and includes toe bar. Fits most chassis that have spud on the frame rail.



Throttle Bell Cranks

Designed for Sprint car applications, each bell crank is fitted with a pressed .250" I.D. bearing for smooth throttle operation and has optional locations for connecting push rods of various lengths. Typically two are required to complete an application. Option holes on each crank are .188" and spaced 3/8" apart.

ALL54150 Arms Set 75° Apart, 35 Grams

ALL54152 Arms Set 70° Apart, 40 Grams



Quick Release Throttle Cable Ends

Quick release ends are used when a throttle connection needs to be removed and installed often. Steel housing has a spring loaded release to keep housing secure to pivot ball.


ALL54147 #10-32 With #10-32 And 1/4"-28 Studs

ALL54149 1/4"-28 With 1/4"-28 Stud



Chrome Moly Brake Pedal ALL41033

Lightweight sprint car brake pedal is fabricated from 1" O.D. x .040" 4130 chrome moly tubing then black powder coated. Pedals provide optimal feel due to a knurled no slip, extra grip foot rest. Universal fit pedal works with most sprint car raised rail chassis. 1-1/2" heel block is recommended for proper heel to pedal spacing.



Titanium Brake Pedals

High strength titanium brake pedal is manufactured from 1" diameter tubing. Knurled pattern on 5" wide pedal helps keep foot in place. Approximately .55 lbs.

ALL41031 Standard Rail, 17" Long Overall

ALL41032 Raised Rail, 16" Long Overall



Left Front Caliper Mount

Machined aluminum mount keeps the caliper true and straight for maximum braking power. Bolts included.

ALL55070 Mount For 10-7/8" Rotor, Plain

ALL55071 Mount For 10-7/8" Rotor, Black

ALL55072 Mount For 10-1/8" Rotor, Plain

ALL55073 Mount For 10-1/8" Rotor, Black



Brake Caliper Bolt Retainer Kit ALL42050

Aluminum kit places lower plate (with retainer clip) under the caliper mounting bolts. The upper plate (with hex hole ends) clips into place and slips over bolt heads to prevent them from turning. Includes 5/8" hex head bolts. 3-1/2" bolt spacing.





Sprint Knee Guard

ALL5230

Ultra light aluminum knee guard designed by Jason Meyers Racing works great for protecting knees from banging against half box steering gears and provides a comfortable leg support when throttling through corners. Fire retardant, high-impact, dense rubber padding is covered with self-extinguishing cloth for added safety. Guard fastens to the half box mount (not the box) by drilling and bolting or riveting and is held in place with safety wire or a wire tie.



Knee Guard Mount

ALL5232

Aluminum mount with 2" I.D. fastens around **NEW!** KSE sprint steering box tube to help secure most popular knee guards. Sold each.



Pitman Arms

Pitman arms for popular 48-spline boxes are manufactured from 2024 aluminum and feature two drag link mounting points with 1/2"-20 threads. Angle broached arms provide the extra offset needed on today's short steering boxes for header clearance.

- ALL55030 Black Angle Broach, 15-Degree
- ALL55031 Clear Angle Broach, 15-Degree
- ALL55032 Black Straight
- ALL55033 Clear Straight

ALL55030

Drag Link/Tie Rod

1-1/8" sprint car steering rods are made from 4130 chrome moly .065" wall tubing. Rods have 5/8" threads and a tapered threaded end.



Length	Black Powder Coated	Plated
46"	ALL55932-46	ALL55933-46
47"	ALL55932-47	ALL55933-47
48"	ALL55932-48	ALL55933-48
49"	ALL55932-49	ALL55933-49
50"	ALL55932-50	ALL55933-50
51"	ALL55932-51	ALL55933-51

Drag Link Tether

ALL10252

Keeps drag link tethered to the chassis if it becomes disconnected. Tethering of drag link is required by most sanctioning bodies. 24" long x 1" wide, woven nylon.



Front Axles

Lightweight .095" wall 4130 chrome moly front axles measure 50" x 2-1/2" with 9 and 12 degree kingpin angles for excellent driver feel and are precision built for quality and accuracy. Axle king pin bosses are shipped factory reamed for easy installation and also feature threaded Panhard bar stud and shock mounts. Available in black powder coat or chrome plated.

- ALL55170 Black
- ALL55171 Chrome



Aluminum Steering Arms



ALL55058

ALL55060

ALL55062

Arms are strong and solid for rough tracks and fit 3-1/4" spindles. Combo arm has a 1" lead.

Description	Black Finish	Clear Finish
Steering Arm RH	ALL55062	-
Combo Steering Arm LH, Solid	ALL55060	-
Combo Steering Arm LH	ALL55058	ALL55059

Titanium

Steering Stud Kit ALL17026

Kit includes four studs with nylon locking half nuts that thread into steering and pitman arms with 1/2"-20 threads for properly mounting steering links.



Justin Grant

Photo: JohnnyB Imagery



Aluminum Steering Box Mounts

Steering mounts are manufactured from 2024 aluminum. Black anodized finished, steering mounts are offered in three versions. Rigid design keeps steering gear in place.



ALL52114 ALL52115 ALL52116

ALL52114..... Mount With Fuel Shut Off For MPD Valves
 ALL52115..... Mount With Fuel Shut Off For Waterman Valves
 ALL52116 Long Mount

Half Box Steering Gear Mount

Mount is designed for quick installation and removal of the steering gear box. Three hex cut slots eliminate the need to remove snap ring and end cap and allow the steering box to slide easily into place. CNC-machined from 3/8" thick 2024 aluminum for strength, yet only weighs .60 lbs.



ALL52112..... Clear
 ALL52113..... Black

Power Steering Lines



ALL48260

Assembled lines for power steering have -6AN ends and are compatible with high pressure pumps found in today's sprint cars where standard hose and fittings cannot be used. Lines are lightweight yet strong, weighing less than a standard high pressure hose assembly. Plumbing is perfect for connection of KSE steering gear to pump. 13-1/2" long.

ALL48260..... Line With Steel Ends And Protective Wrap
 ALL48261 Line With Aluminum Ends

Power Steering Supply Line

ALL48262

Gen2 supply line has a 90° -10AN and a straight -10AN aluminum fitting for a precise fit to the KSE Gen2 steering gear. New style hose is very flexible, and will not collapse under suction. Total overall length including fittings 9".



Weld Bung For Sprint Car Seat Belts

ALL98125

Bung welds into tubing up to 1-3/8" to convert wrap around style seat belts to bolt-in ratchet style belts. Shoulder allows belt to pivot as needed and accepts 3/8" seat belt mounting hardware.



Sprint Aluminum Torsion Arms

Manufactured from 2024 aluminum. Arms are exceptionally strong and will not flex. Available with black or clear anodized finish. Hardware included.



ALL55000

ALL55004

ALL55002

ALL55005

ALL55036

ALL55010

ALL55034

ALL55012

Description	Black Finish	Clear Finish
Front		
Left	ALL55000	ALL55001
Left S-Bend*	ALL55002	ALL55003
Right Clear	ALL55004	ALL55006
Right Angle Broach	ALL55005	ALL55007
Rear		
Left	ALL55010	ALL55011
Right	ALL55012	ALL55013
XP Left	ALL55034	ALL55035
XP Right	ALL55036	ALL55037

*S-Bend Provides Added LF Tire Clearance.

HD Billet Rear Torsion Arms



Heavy duty, billet aluminum arms have a high resistance to twisting, ensuring a straight rear end while eliminating inconsistent spring rates. LR arms are appx. 3.05 lbs. RR arms are appx. 2.90 lbs. Pinch bolt included.

	Black	Clear
Left	ALL55014	ALL55015
Right	ALL55016	ALL55017

Titanium Pinch Bolt Kit For Torsion Arms And Pitman Arms **ALL17032**

Kit includes five bolts to replace standard 3/8"-24 x 1-7/8" hardware found in most torsion and pitman arms. Bolt kit weighs less than 90 grams.



Torsion Arm Stops

Stops are available in 1-3/4" or 2" split and are offered in aluminum, 4340 steel or titanium. Steel stops include a 9/16" bolt and nut. 2024 grade aluminum stops include a grade eight bolt with 5/8" head and an aluminum jam nut. Titanium stops include a titanium bolt with 5/8" head and an aluminum jam nut.



ALL55020

1-3/4" Split Stops

ALL55020 Aluminum, Black
 ALL55024 Titanium
 ALL55028 Steel, Black

2" Split Stops

ALL55022 Aluminum, Black
 ALL55025 Titanium




ALL55024

Related Parts

Titanium Torsion Arm Stop Bolts With Nut

ALL55026 7/16"-20 With 5/8" Head
 ALL55027 7/16"-20 With 9/16" Head



Titanium Torsion Arm Stop Adjuster Bolt Kit **ALL17034**

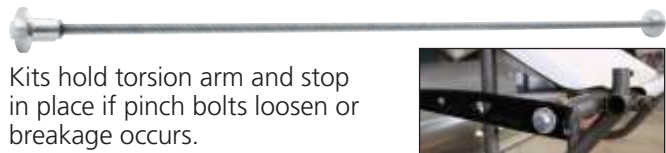
Kit includes four 7/16"-20 stop adjuster bolts with 9/16" heads to replace or upgrade standard hardware found in torsion arm stops. Kit weighs less than 80 grams.



Torsion Arm Stop Kit

Kits hold torsion arm and stop in place if pinch bolts loosen or breakage occurs.

ALL10730 Clear
 ALL10731 Black



Torsion Bar Bushings

Performance tested anti-friction nylon bushings are stepped to minimize binding of the torsion bar. Durable, lightweight material offers increased wear-resistance allowing for longer part life, decreased mating component wear and less down time!

ALL55140 Sprint 1-1/8" I.D. For .095" Wall Tubes, Each
 ALL55140-10... Sprint 1-1/8" I.D. For .095" Wall Tubes, 10-Pack
 ALL55150 Midget, Each
 ALL55150-10... Midget, 10-Pack
 ALL55160 Mini Sprint, Each
 ALL55160-10... Mini Sprint, 10-Pack



Shock Bump Rubbers

Conical shaped bump rubbers fit on most shock shafts up to 16mm to limit shock travel. Bump rubbers are 2-3/8" tall and have a 2" O.D. base. A letter designation is molded in the bottom to identify compound.

ALL64500 Soft (40 grams)
 ALL64501 Medium (50 grams)
 ALL64502 Hard (55 grams)



Shock Protectors

Shock protectors add extra protection from rocks and debris to your shock body. 11" tall plastic protector simply snaps onto your shock body. May need to be cut to length. Sold each.

ALL64202 2" Standard Body Shocks
 ALL64203 1-5/8" Small Body Shocks



Ride Height Blocks

Chassis set-up blocks are adjustable in 1/4" increments. A quick release pin holds block at desired height. Bottom surfaces of blocks are contoured to fit steel tubing or any flat surface and have magnets for holding block to chassis. Short blocks adjust 1.75"-4". Tall blocks adjust 3"-6". Package of 2.

ALL10720 Short
 ALL10721 Tall



Ride Height Block Adapters

ALL10722

Adapters replace the standard flat pad on Moose style set up blocks and are machined to cradle axle tubes during chassis set-up. Package of 2.



Live Axle Cradle Rollers

ALL10723

Adapters replace the standard flat pad on Moose style set up blocks and are machined to cradle axle tubes during chassis set-up. Package of 2.



Chassis Dollies **ALL10625**

Steel chassis dollies allow a car or chassis to be moved around the shop easily and safely. Each dolly measures 30" across the top with high density rubber pads and a single wheel brake to help prevent rolling. Dollies adjust from 13" to 19" high with a removable 1" block on one side for use on sprint cars with a raised rail chassis. Stands also collapse flat for storage in shop or trailer. Dollies are rated up to 2000 lbs. per set and sold as a pair.





Aluminum Birdcages

Single bearing design birdcages have replaceable components and are fitted with grade 8 hardware.

- ALL55040..... Left
- ALL55042..... Right



XP Aluminum Birdcages

Center pull birdcages are one of the most innovative cages. XP cages eliminate bind on the bearing and reduce drag, allowing for better weight and horsepower transfer.

Must be used with XP rear torsion arms.

- ALL55038..... Left
- ALL55039..... Right



Related Parts

- ALL55034..... XP Torsion Arm Left Black
- ALL55035..... XP Torsion Arm Left Clear
- ALL55036..... XP Torsion Arm Right Black
- ALL55037..... XP Torsion Arm Right Clear

Non-Wing Aluminum Birdcages

Non-wing single bearing birdcages have lowered rear arm connection points, replaceable components and are fitted with grade 8 hardware.

- ALL55044..... Left
- ALL55046..... Right



XP, Standard And Non-Wing Birdcage Replacement Components

- ALL55050..... Brake Mount RR Steel
- ALL55051..... Flag
- ALL55052..... Spud
- ALL72336..... 28mm Bearing
- ALL55054..... Spirolox
- ALL55055..... Arm Bolt
- ALL55056..... XP Arm Bolt



Birdcage Bearings

Replacement bearings for Allstar birdcages and many other brands.

- ALL72336..... Sprint, 28mm Wide
- ALL72338..... Sprint, 32mm Wide



Rods Ends

Two-piece spherical rod ends have a pivoting steel ball and are sold each.



Bore x Thread	RH Male	LH Male	Strength
Pro Series Steel (Moly) - Black			
5/8" x 5/8"-18	ALL58060	ALL58070	18,000 Lbs
Aluminum - Black			
1/2" x 5/8"-18	ALL58089	ALL58099	15,000 Lbs

Thin OD Jam Nuts

Specialty jam nuts have smaller outside diameters, allowing smaller wrenches to be used when changing radius rod lengths. Package of 4.



Thread Size	Wrench Size	Steel Part No.	Alum. Part No.	Black Alum. Part No.
5/8"-18 RH	3/4"	ALL18292	ALL18296	ALL18286
5/8"-18 LH	3/4"	ALL18293	ALL18297	ALL18287

Tapered Spacers

Steel and aluminum tapered spacers make shock or radius rod mounting neat and strong, and help prevent binding. Package of 2.



Steel 1/2" I.D.

- ALL18570 1/4" Length
- ALL18571 3/8" Length
- ALL18572 1/2" Length
- ALL18574..... 3/4" Length
- ALL18576 1" Length

Aluminum 1/2" I.D.

- ALL18590..... 1/4" Length
- ALL18592 1/2" Length
- ALL18594..... 3/4" Length
- ALL18596..... 1" Length

Aluminum Radius Rods

1-1/8" diameter aluminum radius rods are built from .156" wall tubing and have 5/8" threads to fit most sprint cars and midgets.



Length	Black Anodized	Polished
18"	ALL56806-18	ALL56807-18
18-1/2"	ALL56806-185	ALL56807-185
19"	ALL56806-19	ALL56807-19
19-1/2"	ALL56806-195	ALL56807-195
20"	ALL56806-20	ALL56807-20
20-1/2"	ALL56806-205	ALL56807-205
21"	ALL56806-21	ALL56807-21
21-1/2"	ALL56806-215	ALL56807-215
22"	ALL56806-22	ALL56807-22
22-1/2"	ALL56806-225	ALL56807-225
23"	ALL56806-23	ALL56807-23
23-1/2"	ALL56806-235	ALL56807-235
24"	ALL56806-24	ALL56807-24
24-1/2"	ALL56806-245	ALL56807-245

Titanium Fastener Kits For Radius Rods

ALL17020

Choose from a kit using studs and nylon locking half nuts or bolts to secure radius rods to the chassis.

- ALL17020..... Stud Kit With Nuts (400 Grams)
- ALL17018..... Bolt Kit (275 Grams)




ALL17018



Chrome Moly Jacobs Ladders

Jacobs Ladder is constructed of 4130 chrome moly with aluminum straps. Grade 8 bolts, nyloc nuts, and AN flat washers are included. Approx. 2 lbs.

- ALL55080..... 13-1/4"
- ALL55081..... 13-5/8"
- ALL55082..... 14"
- ALL55084..... 12-1/4" Adjustable
- ALL55085..... 13-1/4" Adjustable
- ALL55086..... 13-5/8" Adjustable
- ALL55087..... 14" Adjustable



Replacement Part

- ALL55090..... Strap

Titanium Jacobs Ladders

Titanium Jacobs Ladder is completely assembled with aluminum straps, titanium bolts, mechanical lock nuts, and AN flat washers. Titanium ladders are 1/2 lb.+ lighter than 4130 steel ladders and weigh only 1-1/2 lbs.

- ALL55076..... 12-1/4" Compact
- ALL55077..... 13-1/4" Small
- ALL55078..... 13-5/8" Medium
- ALL55079..... 14" Large



Replacement Part

- ALL55090..... Strap

Carbon Fiber Jacobs Ladder Cover

Protect the rear axle from rock chips and other debris. Real carbon fiber cover is strong yet lightweight and attaches to all Jacobs Ladders with existing bolt or pin (not included).



- ALL55091..... 3/8"
- ALL55092..... 1/2"

Jacobs Ladder Pin Kits

Pin kits offer a quick option for changing out a Jacobs Ladder. Kits include two 3/8" x 3-3/4" long strap pins, one 3/8" or 1/2" x 1-1/2" long pin for birdcage rod end, 3 clips and two springs that help keep the ladder free.

- ALL55093..... 3/8" Steel
- ALL55095..... 3/8" Titanium
- ALL55094*... 1/2" Steel
- ALL55096*... 1/2" Titanium

Replacement Parts

- ALL55097..... 3/8" Clip
- ALL55098..... 1/2" Clip
- ALL55099..... Spring

*Used with Allstar Jacobs Ladders

Jacobs Ladder Installation Kit

ALL17012

Installation kit includes a titanium pin kit and strap mounting hardware for quickly changing out a Jacobs Ladder. A 1/2" birdcage rod end pin for use with most popular Jacobs Ladders is also included.



Titanium Fastener Kit For Bead Lock ALL17000

Kit includes 16 pieces of 5/16"-18 x 1-1/4" long bolts to reduce rotating weight over standard fasteners. These bolts fit all wheels. Fasteners weigh a total of 130 grams.



Titanium Fastener Kit For Front Hub ALL17004

Kit includes five 3/8"-16 x 1-1/4" smooth head fasteners with a built-in hex for securing into hub and five shoulder nuts. Fasteners weigh a total of 90 grams.



Titanium Fastener Kit For Fuel Pump ALL17006

Kit includes three 1/4"-20 x 1/2" mounting fasteners and one 1/4"-20 x 1" long pinch bolt with an extended head for easy adjustments. Fastener kit fits most Waterman or Kinsler style pumps and weighs less than 15 grams.



Titanium Fastener Kit For Fuel Tank Top Plate ALL17008

Kit includes twelve 1/4"-28 x 7/8" button style socket head fasteners to replace the standard bolts securing the top plate to the bladder on most Fuel Safe and ATL sprint fuel cells. Kit weighs less than 45 grams.



Titanium Stud Kit For Headers ALL17010

Kit includes fourteen studs with 3/8"-24 thread on one end, 3/8"-16 thread on the opposite end and 12-point steel shoulder nuts to work with most headers. Overall stud length is appx. 1-1/4". Kit weighs a total of 185 grams.



Titanium Fastener Kit For Nerf Bars And Bumpers ALL17016

Kit includes twelve #10-32 x 1-1/2" bolts with nylon locking half nuts. Kit includes enough fasteners for bumpers and side nerf bars. Kit weighs less than 50 grams.



Titanium Fastener Kits For Radius Rods

Choose from a kit using studs and nylon locking half nuts or bolts to secure radius rods to the chassis.

- ALL17020..... Stud Kit With Nuts (400 Grams)
- ALL17020-1 .. Stud With Nut (Single)
- ALL17018..... Bolt Kit (275 Grams)





Titanium Shock Stud Kit For Frame Boss And Spuds



Shock stud kits include four studs and nylon locking half nuts to mount shock to chassis or front axle. ALL17022 studs have 1/2"-20 threads that thread directly into pre-threaded bungs. ALL17040 studs are used with ALL17042 14mm-1.5 tap to create threads in 1/2" through-bungs that would originally have through-bolts.

- ALL17022..... Stud Kit For 1/2"-20 Threaded Bungs
- ALL17022-1 Stud w/Nut (Single) For 1/2"-20 Threaded Bung
- ALL17040 Stud Kit For 14mm-1.5 Threaded Bungs
- ALL17040-1 Stud w/Nut (Single) For 14mm-1.5 Threaded Bung
- ALL17042..... Tap (14mm-1.5 To Thread 1/2" Non-Threaded Bungs)

Titanium Shock Studs For Rear Torsion Arms **ALL17024**



Shock stud kits include two studs with large support cones and four nylon locking half nuts to mount shock to most rear torsion arms. Studs and nuts weigh less than 50 grams.

Titanium Steering Stud Kit **ALL17026**



Kit includes four studs with nylon locking half nuts that thread into steering and pitman arms with 1/2"-20 threads for properly mounting steering links.

Black Half Nuts **ALL17048**



Black plated steel 1/2"-20 nylon lock nuts are grade 8 and a lightweight option to keep fasteners in place. Package of 10.

Titanium Pin Kit For Top Wing **ALL17028**



Kit includes two pins with locking clips for adjusting wing tree height.

Titanium Studs For Wing Cylinders

Single stud used to mount the wing cylinder to the chassis or wing tree. Stud has 3/8"-24 threads for mounting most cylinders. Mounting nuts not included. Sold each.



ALL17036



ALL17038

- ALL17036 5/16"-24 x 3/8"-24 x 1.640" Stud
- ALL17038 3/8"-24 x 3/8"-24 x 1.600" Stud

Titanium Stud Kit For Torque Tubes **ALL17030**



Kit includes six 3/8"-24 x 3/8"-16 studs with 12 point steel nuts to secure torque tube to rear end housing. Kit weighs about 100 grams.

Titanium Pinch Bolt Kit For Torsion Arms And Pitman Arms



ALL17032

Kit includes five bolts to replace standard 3/8"-24 x 1-7/8" hardware found in most torsion and pitman arms. Bolt kit weighs less than 90 grams.

Titanium Bolt Kit For Torsion Arm Stop Adjuster **ALL17034**



Kit includes four 7/16"-20 stop adjuster bolts with 9/16" heads to replace or upgrade standard hardware found in torsion arm stops. Kit weighs less than 80 grams.

See Page 110 For Additional Titanium Fasteners.

Quick Change Gear Totes



Durable plastic quick change gear tote organizes extra gear sets and keeps them clean. Lid snaps shut to hold gears in place. 8"L x 5"W x 2"H.

Description	Single	10-Pack
QC Gear Tote White	ALL14350	ALL14350-10
QC Gear Tote Black	ALL14351	ALL14351-10
QC Gear Tote Yellow 6-Spline (Midget) Gear Set	ALL14352	ALL14352-10

Gear Tote Tray **ALL12269**

Neatly organize up to 10 quick change gear tote boxes vertically. Tray is 21" long x 5-1/2" deep with a 4" tall front edge, making them perfectly sized for Allstar gear tote boxes.



Quick Change Gear Case **ALL14355**

Sturdy composite storage case protects and holds up to 8 sets of quick change gears. Case has molded in carrying handles and metal hinges. 5" x 8" x 15-1/2" overall when closed.





Drain Pan

ALL40112

Round drain pan has molded-in handles and pour spout. 13-1/2" x 11" x 4", 7 quart capacity.



Plastic Quick Change Drain Pan **ALL14356**


Tapered top drain pan, combined with an open flow corner allow quick change gear changes to happen even faster. Plastic low profile, 2-piece pan includes a stainless steel filter screen molded into the top tray.



Aluminum Quick Change

Drain Pan **ALL14166**

Aluminum drain pan is handy when changing quick-change gears. Built-in perforated shelf holds gears and allows lube to drain into pan. Pan is 10-1/4" wide, 12" long and 3-3/4" deep.



Drain Pan With Pump

ALL14171

Drain pan with built-in pump holds and refills fluids when changing rear end gears. Molded plastic basin and lid slide together to prevent spilling of fluid. A crank handle is included for hand operation along with a length of straight hex shaft for use with an electric drill. 16" square x 7" tall. 14 quart capacity.



Absorbent Mats

A must for the workshop and trailer. These handy absorbent mats have bonded layers, allowing fluid to spread quickly through material.

- ALL12030 15" x 60" Roll (Perforated Every 10") Universal For All Fluid Types (Oil, Coolant, Water)
- ALL12031 15" x 60" Roll (Perforated Every 10") For Oil Only
- ALL12032 100-Pack (15" x 10" Individual Sheets) Universal For All Fluid Types (Oil, Coolant, Water)
- ALL12033 100-Pack (15" x 10" Individual Sheets) For Oil Only



"Rapid Install" Quick Change Gear Cover

The ultimate quick change gear cover! Speed up gear changes and never again waste time due to cover nuts! Unique design holds nuts directly on the billet 6061-T6 aluminum cover.

- ALL72064..... Frankland And Winters, Standard Bearing
- ALL72065..... Frankland And Winters, Large Bearing
- ALL72066..... DMI Bulldog Rear End

Related Parts

- ALL72068..... Cover Nuts, Black Aluminum, 2-Pack
- ALL72069..... Cover Nut Retainers With Allen Bolt, 2-Pack



Quick Change Cover Nuts **ALL72060**

Aluminum nuts are pre-drilled for safety wire to prevent nuts from working loose and causing leaks. Nuts have 3/8"-16 threads. Package of 10.



Quick Change Cover Gaskets

- ALL72050..... Paper
- ALL72052..... Thick With Steel Core



Runout Checker

ALL96440

Fixture provides an easy way to check for bent torque tubes, drive shafts, torsion bars or radius rods and measures 16-1/2" overall.



Wheel Covers

Wheel covers fasten easily with three quick turn fasteners. For use with 15" Weld wheels. Mounting hardware included.

- ALL44168..... High Impact Plastic
- ALL44169..... Carbon Fiber



Sprint Wheel Cover Bolt Kits

Kit includes 5/16"-28 bolts, 1-3/8" spread aluminum insert plates with steel threaded inserts, e-clips to keep bolts on the wheel cover and rivets. Package of 3.

- ALL44265..... Stainless Steel
- ALL44266..... Titanium
- ALL99420..... Replacement E-Clips, 12-Pack





Tire Spoons



Steel tire spoons help to mount and dismount tires after bead has been broken. Various sizes are available to work with most tire/wheel combinations. Small tool works well to fit inside tire during removal while rounded ends help prevent damage to tire and wheel.


- ALL10103..... 24" Straight With Round End
- ALL10104 16" Curved With Flat End
- ALL44037..... 16" Curved With Round End
- ALL44036..... 9" Curved With Round End

Bead Breakers

Convenient tool makes quick work of breaking down even the most stubborn tire beads.



Durable steel construction with rubber hand grips. Standard and wide jaw breakers are for use with most 15" wheels. The adjustable arm version ALL44028, allows bead breaker to be used on most 10", 13" or 15" wheels simply by changing the length of the arm. Wide jaw bead breaker works well with soft sidewall tires, helping prevent damage to sidewall. Clamp the hook and inside jaw against the rim, while maintaining slight pressure on the outside handle, then press down on the inside handle, using the outer jaws to separate the tire from the rim, moving around the rim as needed.



- ALL10105 Standard-Jaw Bead Breaker
- ALL44028..... Standard-Jaw Bead Breaker w/Adjustable Arm
- ALL10106 Wide-Jaw Bead Breaker

Wheel Wrench ALL10655

Sprint car wheel wrench features a removable sleeve adapter to fit heavy duty and lightweight axles. Six-point socket fits 3" axle hex nuts. Black powder coated aluminum construction.



Wheel Disconnects

Fit 5/8" dia. valve stem hole for use with center reliefs and Schrader (Fill) valve (ALL44065).

- ALL44060 Plastic, 4-Pack
- ALL44061..... Plastic, Each
- ALL44062..... Aluminum, 4-Pack
- ALL44063 Aluminum, Each



Replacement Parts

- ALL44066 Sealing Washer, 4-Pack
- ALL44067 Grommet, 4-Pack



"All-In-One" Heated Tire Groover ALL10770

Self-contained groover has built-in temperature controls, eliminating the additional cord and separate control box common with other groovers. Don't let the small package fool you—this groover has the ability to cut small, intricate grooves yet still handle removing material up to a 1/2". Tapered, razor sharp blade grooves fast and easy. To operate, insert a single blade into groover, set blade height with a tire depth gauge and set the power level. Place the cutting edge against the tire surface and obtain instant heat by simply pulling back on the trigger. Groover features a Hi/Low toggle switch and a temperature control dial in the handle for setting desired heat level. "All-In-One" groover requires "All-In-One" blades; do not use standard groover blades with this groover.



Flat Bottom Blades, 12-Pack		Round Bottom Blades, 12-Pack	
ALL10780	#3 Blades 3/32"	ALL10790	#1 Blades 1/32"
ALL10781	#4 Blades 4/32"	ALL10791	#2 Blades 2/32"
ALL10782	#5 Blades 5/32"	ALL10792	#3 Blades 3/32"
ALL10783	#6 Blades 6/32"	ALL10793	#4 Blades 4/32"
ALL10784	#8 Blades 8/32"	ALL10794	#5 Blades 5/32"
ALL10785	#10 Blades 10/32"	ALL10795	#6 Blades 6/32"
ALL10786	#12 Blades 12/32"	ALL10796	#8 Blades 8/32"
ALL10787	#14 Blades 14/32"	ALL10797	#10 Blades 10/32"
ALL10788	#16 Blades 16/32"	ALL10798	#12 Blades 12/32"

Heated Tire Siper ALL10266

Sipe tires quickly and effortlessly while maintaining precise control. Siping can greatly improve traction by allowing the tire to reach and maintain optimum temperature. A locking lever and blade clamping screw secures up to 13 blades in the head assembly. Blades can be easily positioned up or down to desired cutting depth. A built in blade rail holds blade strips in place while individual blades are snapped away. Tool heats in 10-15 minutes. 110V plug in operation only.



Replacement Parts

- ALL99104 Tension Lever Kit

Siping Blades ALL99108

Siping blades are designed to work in ALL10266 Heated Tire Siper and ALL10540 8-Blade Siping Head. Four strips contain six individual break-away blades that are easily removed or separated using needle nose pliers. Package of 24 blades.



SB Chevy Power Steering Kits

Kits include all the major components of a power steering system: power steering pump fitted with a lightweight aluminum pulley, power steering tank, tank mounting bracket, and choice of head or block mounted pump bracket.



ALL48240..... Head Mount Kit
ALL48242..... Block Mount Kit

Notes: Additional pulley or bracket shimming may be required on some applications. Head mount bracket may need to be modified to clear some water pumps.

Power Steering Pump With Pulley

Steel Type II style power steering pump with 6" diameter pulley provides smooth, consistent steering. Pump is rated at 3 gallons per minute and produces up to 1300 PSI at a recommended pump RPM range of 1500-6500. Pump features a -6AN pressure fitting and a -10AN return fitting.



ALL48250..... Pump With Pulley
ALL48252*... Pump With Pulley For 1/2" Belt

Replacement Part

ALL48251 Pulley For ALL48250
ALL48253 Pulley For ALL48252
ALL99287 -10AN Return Fitting
ALL99288 -6AN Pressure Fitting

*Designed for use with 1/2" wide industrial grade belt used with ALL31094 and ALL31095 1:1 pulleys.

Power Steering Pump With Pulley And Reservoir **ALL48245**

Steel Type II style power steering pump with 6" diameter pulley and integral fluid reservoir provides smooth, consistent steering. Pump is rated at 3 gallons per minute and produces up to 1300 PSI at a recommended pump RPM range of 1500-6500. Pump features a -6AN pressure fitting and a -6AN return fitting.



Replacement Parts

ALL48246..... Cap
ALL48247 Tank And Clips
ALL48251 Pulley For ALL48245



V-Belts

Premium quality V-belts are perfect replacements for worn or cracked belts.

ALL86120 31.5" ALL86123 41"
ALL86121 34" ALL86124 42"
ALL86122 39" ALL86125 44"

SB Chevy Power Steering Pump Bracket Kits

Power steering bracket kit provides proper installation of the Type II style power steering pump to most SB Chevy applications with a short style water pump. Bracket kit also includes bracket-to-engine and pump-to-bracket mounting hardware. Head mount locates the pump to the driver's side cylinder head and the block mount locates the pump to the lower driver's side of the block.



ALL48500..... Head Mount Kit
ALL48502..... Block Mount Kit

Notes: Additional pulley or bracket shimming may be required on some applications. Head mount bracket may need to be modified to clear some water pumps.

Replacement Parts

ALL48505..... Bracket-To-Head Bolt Kit
ALL48506..... Bracket-To-Block Bolt Kit
ALL48507..... Pump-To-Bracket Bolt Kit
ALL48508..... Adjuster T-Nut

Economy SB Chevy Power Steering Pump Bracket Kits

Power steering bracket kit provides proper installation of the Type II style power steering pump to most SB Chevy applications with a short style water pump. Bracket kit also includes bracket-to-engine and pump-to-bracket mounting hardware. Head mount locates the pump to the driver's side cylinder head and the block mount locates the pump to the lower driver's side of the block.



ALL48501..... Head Mount Kit
ALL48503..... Block Mount Kit

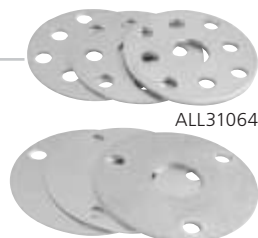
Replacement Parts

ALL48505..... Bracket-To-Head Bolt Kit
ALL48506..... Bracket-To-Block Bolt Kit

Notes: Additional pulley or bracket shimming may be required on some applications. Head mount bracket may need to be modified to clear some water pumps.

Pulley Shim Kits

Use shim kits to properly align pulleys. Water pump shims have dual bolt hole pattern to fit most GM and Ford water pumps. Crank pulley spacers are for small block Chevys. Kits include three shims.



ALL31064..... Water Pump Shims, 1/16", 1/16", 1/8" ALL31066
ALL31066..... Crankshaft Shims, 1/16", 5/64", 1/8"

Firewall Mount Power Steering Tanks

Aluminum tank measures 8" tall overall by 3" wide at the top and features welded-on mounting tabs with holes spaced 4-1/4" apart. Tank features an internal baffle between the -6AN return and the -10AN supply to help prevent cavitation and includes a twist off filler cap. **NEW!**

ALL36136 RH Inlet
ALL36137 LH Inlet



ALL36136

Economy Power Steering Tank With Bracket **ALL36130**

Aluminum tank has no internal baffles and is 8" tall overall by 3" in diameter with a -6AN return fitting on the side and a -10AN fitting on the bottom. A mounting bracket for 1-3/4" round tubing is included.

ALL36126 Tank And Cap Only
ALL36124 Replacement Cap
ALL36122 Round Tube Mounting Bracket



Power Steering Tank With Bracket

Aluminum tank is 8-1/2" tall overall by 3-1/2" in diameter with a -6AN return fitting on the side and a -10AN fitting on the bottom. A baffle in the return fitting prevents foaming and cavitation. A steel bracket for mounting tank is included.

ALL36120 Tank With 1-3/4" Round Tubing Bracket
ALL36132 Tank With 2-1/4" x 3-1/2" Flat Mount Bracket
ALL36121 Tank and Cap Only
ALL36124 Replacement Cap Only
ALL36122 Round Tube Mounting Bracket
ALL36125 Flat Mounting Bracket



ALL36132

Power Steering Tank Brackets



ALL36122



ALL36123



ALL36125

Brackets secure 3" or 3-1/2" diameter power steering tanks to round tubing, or flat surfaces such as firewalls. Tanks fasten to brackets with hose clamps or band clamps (not included).

ALL36122 Horizontal Mount (1-3/4" Tubing)
ALL36123* Horizontal Mount (Alum. Angle)
ALL36125 Flat Mount

*Bracket may be clamped to round tubing or bolted to the firewall.

Power Steering Hose Kits

Kits include hose and fittings to properly install a remote reservoir style power steering pump to most cars. Steering box fittings are sold separately.



ALL48200

Front Mount Kits - O.E. Style Location With Pump Mounted To Front Of Engine
ALL48204..... Kit For Stock Type Gear Box (Modified, Street Stock)
ALL48200..... Kit For Rack And Pinion Steering

Rear Mount Kits - Pump Mounted To Bell Housing Mounted Dry Sump Pumps, Fuel Pumps, etc.
ALL48201 Kit For Rack And Pinion
ALL48205..... Kit For Steering Box

Power Steering Hose

The same quality hose included in Allstar's power steering hose kits available in a variety of lengths for building custom power steering lines or making repairs. Hose is suitable for most steering applications.

-6AN Power Steering Hose

ALL48270-3..... 3' Long
ALL48270-6..... 6' Long
ALL48270-10..... 10' Long
ALL48270-15..... 15' Long
ALL48270-20..... 20' Long

-10AN Stainless Hose

ALL48275-3..... 3' Long
ALL48275-6..... 6' Long

Power Steering Hose Ends

The same quality hose ends included in Allstar's power steering hose kits for building custom power steering lines or making repairs. Fittings are suitable for most steering applications.



ALL48271



ALL48272



ALL48278

-6AN Hose Ends (Steel)

ALL48271 Straight
ALL48272 45 Degree
ALL48273 90 Degree

-10AN Hose Ends (Aluminum)

ALL48276..... Straight
ALL48277 45 Degree
ALL48278 90 Degree
ALL48279..... 120 Degree

In-Line Oil Cooler

Cool transmission or power steering fluid by 30 degrees. Easily mounts with two 1/4" bolts or tie wraps. Suitable for most classes of circle track or drag race cars and even the tow vehicle. Includes -6AN fittings. Cooler is 14-1/2" long and 1-3/4" in diameter.

ALL52100 Clear
ALL52102 Black



ALL52102

Sprint Power Steering Lines



Assembled lines for power steering have -6AN ends ALL48260 and are compatible with high pressure pumps found in today's sprint cars where standard hose and fittings cannot be used. Lines are lightweight yet strong, weighing less than a standard high pressure hose assembly. Plumbing is perfect for connection of KSE steering gear to pump. 13-1/2" long.

ALL48260..... Line With Steel Ends And Protective Wrap
 ALL48261 Line With Aluminum Ends

Sprint Power Steering Supply Line

ALL48262

Gen2 supply line has a 90° -10AN and a straight -10AN aluminum fitting for a precise fit to the KSE Gen2 steering gear. New style hose is very flexible, and will not collapse under suction. Total overall length including fittings 9".



Power Steering Box Fittings

Allstar fittings convert most power steering boxes and racks to -6AN fitting.



O-Ring Style Fittings

ALL48210* ... -6AN Male To 16mm Fitting With O-Ring

ALL48211 -6AN Male To 14mm Fitting With O-Ring
 ALL48212* ... -6AN Male To 18mm Fitting With O-Ring
 ALL48214 -6AN Male To 9/16"-18 Fitting With O-Ring

Non O-Ring Style Fittings

ALL48215 -6AN Male To 5/8"-18 Fitting
 ALL48217 -6AN Male To 11/16"-18 Fitting

*These are the two most common fittings when O-rings are needed.

Loading Couplers

Loading coupler is a combination U-joint and a non-locking steering coupler that slips over the splined end of the steering shaft for easier loading and unloading of cars in enclosed trailers through the use of a remote steering shaft. Coupler has a built-in U-joint that accepts 3/4" tubing.

ALL52306..... 19-Spline For Allstar/Sweet
 ALL52307 20-Spline For Woodward



Related Parts

ALL52305..... 19-Spline End For Allstar/Sweet Disconnect

Steering Wheel Disconnects

Disconnects allow easy installation and removal of three bolt style steering wheels, often used to ease the entering and exiting of vehicles. Quick release aluminum steering wheel hub mates to a steel coupler, which is welded to a standard 3/4" steering shaft.

ALL52302 Hex Style (Pin Type)
 ALL52300..... Spline Style (360 Degree Flange)
 ALL52304..... SFI Spline Style (360 Degree Flange)



Replacement Parts

ATTENTION: Do not mix components with other manufacturer's disconnects!

ALL52303..... Hex Coupler for ALL52302
 ALL52301..... Spline Coupler for ALL52300
 ALL52305..... Spline Coupler for ALL52304 (2" of Spline Area)



Steering Wheel Extensions

Aluminum steering wheel extensions fit between steering wheel and quick disconnect so the distance between driver and steering wheel can be adjusted. Includes fasteners.

ALL52310 1/2"
 ALL52312 1"
 ALL52314 1-1/2"
 ALL52316 2"



Molded Steering Wheel Pad

ALL52322

Molded pad fits flat or dished 3-spoke steering wheels. Hook and loop fastener straps are permanently secured to pad for quick installation.



Steering Wheel Pad

ALL52320

Black vinyl covered pad fastens to most three spoke racing steering wheels with three hook/loop straps. 5-3/4" diameter foam pad is 2" thick.



Rodney Sanders

Photo: Tyler Rinken

Steering Shaft Tubing

Seamless D.O.M. tubing is 3/4" O.D. with .120" wall thickness, making this an excellent choice when building a steering assembly to connect steering wheel to steering box or rack and pinion. ALL52132 oversized rod end is commonly used to support steering shaft. Consult sanctioning rules to verify proper installation when building a steering assembly.

ALL22190 5' Steering Shaft
ALL22191 6' Steering Shaft



"Double D" Steering Shafts

Solid steel shaft has the appearance of two D's stacked back to back when viewed from the end or simply a 3/4" round shaft with flats on opposite sides. Often used with stock type couplers, this shaft can be used in assemblies without welding. Commonly connected to U-joints using a set screw, the shaft should be dimple drilled to help pilot set screws and help prevent the assembly from sliding apart. ALL52132 oversized rod end is commonly used to support steering shaft. Consult sanctioning rules to verify proper installation when building a steering assembly.

ALL52175 24" Shaft
ALL52176 30" Shaft
ALL52177 36" Shaft
ALL52178 60" Shaft
ALL52179 72" Shaft



Shaft Collars

Aluminum, 2-piece shaft collars are used on sway bars and steering column assemblies.

ALL52140 3/4" I.D. ALL52145 1-1/16" I.D.
ALL52142 7/8" I.D. ALL52146 1-1/8" I.D.
ALL52144 1" I.D. ALL52148 1-1/4" I.D.



Flange Bearing **ALL52130**

Self-aligning flange bearing has a .757" I.D. and installs in the firewall to accept the steering shaft. Includes locking collar. Bearing allows shaft to angle up to 40 degrees.



Oversize Rod End Kit

ALL52132

Mounts to steering column bracket to hold steering shaft in place. Kit includes one rod end and two steel 3/4" RH jam nuts. Rod end is .757" I.D. (.007" oversized) to slide over a 3/4" O.D. shaft.



Steering Shaft Rod End Mounting Tab

ALL52133

Gusseted weld-on tab provides an excellent mounting point for the **NEW!** 3/4" oversized rod end (ALL52132) when building custom steering shaft assemblies. Tab is designed to cradle into round chassis tubing with built-in gussets, adding strength and reducing flex.



Collapsible Steering Shafts



Collapsible shaft is designed to be used in-line near the rack and pinion or steering box, allowing steering shaft compression. For proper installation, shaft should be extended when installed. The heavy wall, 1.140" diameter tubular steel shaft has 3/4"-20 splines on both ends. The durable rubber boot keeps the sliding mechanism free of dirt and debris.

Note: This shaft is NOT designed for directly attaching a steering wheel disconnect.

ALL52170 Long Assembly 24-1/2", Collapses 7"
ALL52171 Short Assembly 13-1/2", Collapses 3"
ALL52172 Replacement Rubber Boot

Related Parts Coupler

SWE301-30160.... 3/4"- 20 x 3/4" Smooth

U-Joints

SWE401-50621 ... 3/4"-20 x 3/4" Smooth
SWE401-51021 3/4"-20 x 3/4"-48 Sweet Spline
SWE401-51121 3/4"-20 x 13/16"-36 Chevy Power
SWE401-51221 3/4"-20 x 3/4"-36 Chevy Manual
SWE401-51521 3/4"-20 x 3/4"-30 New-Chevy Power



Steering Column Brackets

Stamped-steel brackets weld to dash bars to create a mounting

point for steering shaft when using a 3/4" oversized rod end. Brackets are 3-1/8" wide and available in a variety of lengths to fit most applications. 4" and longer brackets are pre-notched for 1-1/2" dash bars but are easily modified to fit other size bars.

ALL52120 2-1/2" Long
ALL52122 4" Long
ALL52124 8" Long
ALL52126 10" Long



Clamp-On Steering Column Bracket **ALL52128**

Aluminum bracket clamps to 1-3/4" tubing and is 7-1/2" center-to-center. Mounting bolts face the seat, so the driver can easily adjust the column up and down while sitting in the seat. An oversize rod end (sold separately, ALL52132) mounts horizontally through a 3/4" hole, allowing some left to right adjustment without moving the bracket or notching the interior panel.



Steering Quickener Bracket **ALL60028**

Mounts all popular steering quickeners including AFCO, Coleman and Howe. Bracket has two holes spaced 1-3/4" apart, and may be welded to 1-1/2" or 1-3/4" dia. tubing.



Power Steering Box

ALL56352

Popular GM 800 series style box is used on most 1964-88 GM passenger cars. Remanufactured by one of the top steering gear companies in the industry, this steering box is an excellent replacement for leaking or worn power steering boxes and used in many classes of racing including sportsman, modifieds, street stocks and also suitable for daily driven vehicles. Boxes have a 16:1 ratio, a .185 valve for smooth, easy operation, -6AN adapter fittings and a 3/4"-30 splined input shaft. Each unit is quality tested and ready to be installed. Commonly used with ALL56354 pitman arm and SWE401-50615 U-joint (3/4"-30 x 3/4" Smooth).




Pitman Arms

Replacement GM pitman arms.

ALL56354
ALL56355



ALL56356
ALL56357



A-Body (Chevelle)

ALL56354..... '68-72, Use w/800 Series Power Box
ALL56355..... '68-72, Use w/Manual And 605 Small Power Box

G-Body Intermediate Metric (Monte Carlo)

ALL56357..... '78-88, Use w/800 Series Power Box
ALL56356..... '78-88, Use w/Manual And 605 Small Power Box

Pitman Arm Nut And Lock Washer, 7/8"-14 Thread **ALL56358**



Idler Arms

OE replacement parts.

Allstar	Moog	Application
ALL56344	K5143	'68-72 Chevelle, '70-72 Monte Carlo
ALL56345	K6187	1978-88 Monte Carlo
ALL56346	K6164	1977-85 Full Size Metric
ALL56347	K6186	1970-81 Camaro, 1975-79 Nova



Adjustable Idler Arms

Forged, screw design idler arm aids in correcting bump steer problems. No plastic parts or springs to wear out like OEM types. Not legal in all sanction bodies.

ALL56340..... GM Chevelle 1968-72
ALL56341..... GM Metric 1978-88



Centerlinks



Centerlinks are brand new and fit GM applications. Mounting hardware included.

Allstar	Moog	Description	Year
ALL56310	DS749	Buick Special, Skylark, Grand Sport	'68-72
		Chevrolet Chevelle, El Camino, Monte Carlo	
		Oldsmobile Cutlass, Hurst, 442	
ALL56311	DS808	Buick Century, Regal	'73-77
		Chevrolet Chevelle, El Camino, Monte Carlo	
		Oldsmobile Cutlass, Hurst, 442	
ALL56312	DS909	Buick Century, Regal, GN, GNX	'78-81
		Chevrolet Malibu, El Camino, Monte Carlo	'78-88
		Pontiac Bonneville	'82-86
		Pontiac Grand Prix	'78-87
ALL56313	DS899	Cadillac Fleetwood, Brougham, Deville	'77-84
		Chevrolet Caprice, Impala, Impala SS	'77-96
		Oldsmobile Delta 88	'77-85
		Pontiac Bonneville, Catalina	'77-81
		Pontiac Parisienne	'83-86
ALL56314	DS829	Chevrolet Camaro (1970-73 With Power Steering, All 1974-79, 1980-81 V8)	'70-81
		Pontiac Firebird And Trans Am (V8)	'80-81

Adjustable Centerlinks



Centerlinks add strength and adjustability. Correct bump steer with specially designed inserts (available separately or in kits). Insert kits include one each of four different offsets. Lower center design adds engine oil pan clearance. OEM frame cross member must be modified.

ALL56330..... Centerlink, Metric GM '78-88

ALL56331..... Centerlink, Camaro '70-81

Note: some applications may require early style (shorter) Pitman arms.

Replacement Parts

ALL99084 Stud For ALL56330 Pitman End (Long)

ALL99085..... Stud For ALL56330 Idler End (Short)

ALL99086 Stud For ALL56331 Pitman End (Long)

ALL99087..... Stud For ALL56331 Idler End (Short)

ALL99088 Centerlink Shims, 12-Pack (6 each .030"/.060")

Inserts For Adjustable Centerlinks



Adjustable centerlink inserts have tapered or straight-through designs. Tapered inserts have a 1-1/2" per foot taper and are commonly used with stock type inner tie rods, while straight-through design are for use with a 5/8" bolt and rod end.

Description	Tapered Inserts	Straight-Through Inserts
Insert Kit (Centered, 1/8", 1/4" and 3/8")	ALL56334	ALL57334
Centered	ALL56335	ALL57335
1/8" Offset	ALL56336	ALL57336
1/4" Offset	ALL56337	ALL57337
3/8" Offset	ALL56338	ALL57338

Tie Rod Ends

OE replacement parts.



ALL55904

Allstar	Moog	Description	Size (Thread And Length)	Application
ALL55900	ES323R	Inner Tie Rod	5/8" RH Thread x 4" Long	1963-82 Corvette, 1963-64 GMC Truck
ALL55901	ES323L	Inner Tie Rod	5/8" LH Thread x 4" Long	1963-82 Corvette, 1963-64 GMC Truck
ALL55902	ES370R	Inner Tie Rod	5/8" RH Thread x 7-1/4" Long	1965-68 Impala, 1965-70 Chevrolet P/U
ALL55903	ES2034RLT	Inner Tie Rod	5/8" LH Thread x 8-1/2" Long	1978-88 Monte Carlo (G-Body)
ALL55920	ES2033RLT	Outer Tie Rod	5/8" RH Thread x 8-1/2" Long	1978-88 Monte Carlo (G-Body)
ALL55921	ES333RL	Outer Tie Rod	5/8" RH Thread x 8-1/2" Long	1964-70 Chevelle
ALL55904	ES681N	Inner Tie Rod	5/8" LH Thread x 9" Long	1968-70 Chevelle/Malibu
ALL55910	ES2020RLT	Inner Tie Rod	11/16"-18 LH Thread x 9" Long	1973-77 Chevelle, 1977-96 Impala
ALL55911	ES442L	Inner Tie Rod	11/16" LH Thread x 9" Long	1975-81 Camaro, Left
ALL55912	ES443L	Inner Tie Rod	11/16" LH Thread x 9" Long	1975-81 Camaro, Right
ALL55922	ES2019RLT	Outer Tie Rod	11/16" RH Thread x 9" Long	1977-96 Impala

Steel Tie Rod Tubes

Steel tubes are built from 7/8" O.D., .083" wall D.O.M tubing and swaged to accept 5/8" rod ends or O.E. style tie rod ends with 5/8"-18 threads. Tubes are threaded LH on one end and RH on the other end for easy adjustments.



- | | |
|------------------------|------------------------|
| ALL57160 8" | ALL57172 14" |
| ALL57161 8-1/2" | ALL57173 14-1/2" |
| ALL57162 9" | ALL57174 15" |
| ALL57164 10" | ALL57175 15-1/2" |
| ALL57166 11" | ALL57176 16" |
| ALL57167 11-1/2" | ALL57178 17" |
| ALL57168 12" | ALL57180 18" |
| ALL57169 12-1/2" | ALL57182 19" |
| ALL57170 13" | ALL57184 20" |
| ALL57171 13-1/2" | |

Dropped Steel Tie Rod Tubes



Dropped steel tie rod tubes are popular on modifieds and street stocks providing additional clearance on the right front tie rod assembly. Tube is .156" wall, 7/8" OD, with 5/8"-18RH threads located on the inside/center link end and 5/8"-18LH threads on the outer/spindle end.

- ALL57040-10 10" Tube
 ALL57040-15 15" Tube
 ALL57040-16 16" Tube

Steel Tie Rod Tubes, With 5/8" RH And 11/16" LH



Swaged D.O.M. steel tube has a 1" O.D. and is commonly used with an O.E. style 11/16"-18 LH inner tie rod end and a 5/8" RH rod end.

- | | |
|--------------------|--------------------|
| ALL57302 9" | ALL57310 13" |
| ALL57304 10" | ALL57312 14" |
| ALL57306 11" | ALL57314 15" |
| ALL57308 12" | ALL57316 16" |

See Page 200 And 201 For Additional Steering/Suspension Tubes.

5/8" Bent Steel Tie Rod Tubes



Bent tie rod tube or adjusting sleeve is commonly used on modifieds and stock cars to provide additional clearance on the right front tie rod link. Bent design tube helps prevent the chassis from hitting steering when the suspension rolls over onto the right front. Typically used with factory style inner tie rod end and a rod end style outer. Tube is constructed of .160" wall 7/8" O.D. steel tubing with 5/8"-18LH threads on the straight end and 5/8"-18RH threads on the curved end.

- | | |
|-----------------------------|-----------------------------|
| ALL57008 10" Long | ALL57018 15" Long |
| ALL57010 11" Long | ALL57019 15-1/2" Long |
| ALL57012 12" Long | ALL57020 16" Long |
| ALL57013 12-1/2" Long | ALL57021 16-1/2" Long |
| ALL57014 13" Long | ALL57022 17" Long |
| ALL57015 13-1/2" Long | ALL57024 18" Long |
| ALL57016 14" Long | ALL57026 19" Long |
| ALL57017 14-1/2" Long | ALL57028 20" Long |

Tie Rod Adjusting Sleeves



O.E. style replacement sleeves fit many applications and have LH and RH threads for easily adjusting the toe setting.

Allstar	Moog	Size (Thread And Length)
ALL55930	ES2032S	5/8"-18 x 4-1/2" Long
ALL55931	ES2004S	11/16"-18 x 4-3/4" Long

Taper Reamers

Repair or enlarge tapered holes to accept tie rod ends or ball joints. Reamer may be used in a drill with a 1/2" chuck by removing the T-handle.

- ALL11170 1-1/2" Per Ft. 7.15°
 ALL11172 2" Per Ft. 9.56°



Taper Reamer Specifications For Ball Joints

Ball Joint	Taper Specs	Ball Joint	Taper Specs
ALL56204	1-1/2" Per Ft.	ALL56217	1-1/2" Per Ft.
ALL56206	2" Per Ft.	ALL56218	2" Per Ft.
ALL56208	2" Per Ft.	ALL56220	2" Per Ft.
ALL56210	1-1/2" Per Ft.	ALL56280	1-1/2" Per Ft.
ALL56212	2" Per Ft.	ALL56284	1-1/2" Per Ft.
ALL56214	1-1/2" Per Ft.	ALL56286	1-1/2" Per Ft.
ALL56216	1-1/2" Per Ft.	-	-

Inner Tie Rod Stud **ALL56278**

Stud replaces the stock inner tie rod end, allowing a 5/8" rod end to be used on both ends of the steering link. Inner tie rod stud and rod end combination also provides additional steering clearance compared to O.E. style inner tie rod and crossmember.

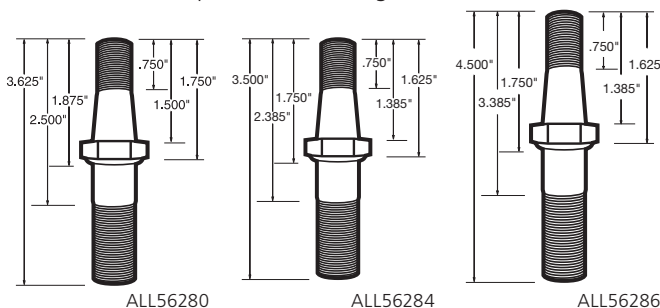


Bump Steer Studs

Studs have 1-1/2" per foot taper and simplify bump steer setting. Attach outer tie rod end to spindle so end can be raised or lowered as needed. Self locking nuts, one .100" spacer and three .300" spacers included. ALL56286 also includes a .500" spacer.



ALL56280..... Bump Steer Kit (Inner), Rack Eye Taper
 ALL56284..... Bump Steer Kit (Outer), Pinto Taper
 ALL56286..... Bump Steer Kit 1" Longer Shank Than ALL56284



Set Up Tool **ALL10668**

Tool replaces the front coil-over shock assembly to simulate range of front suspension movement for checking bump steer and roll center. Hex head, threaded shaft raises and lowers suspension to simulate racing conditions. Jam nuts can be positioned to limit rebound and compression. Not designed to support total vehicle weight, only suspension components.



Set Up Plates

Set-up plates are used for squaring and stringing chassis to ensure accurate chassis set-up by eliminating wheel and tire differences. Plates are 1/2" thick and can also be used when setting bump steer or checking axle tubes for straightness. Sold each.



ALL10660



ALL10662

ALL10660..... 5x5, 7" x 28"
 ALL10662..... Wide 5, 12" x 28"

Bump Steer Kit **ALL18600**

Kit includes a 5/8"-18 x 3" bolt and 4 spacers (.100", .200", .300" and .500").



Bump Steer Spacers

Aluminum spacers have 5/8" I.D. hole. Package of 2.



ALL18604

ALL18602..... .030"	ALL18606..... .300"
ALL18603..... .060"	ALL18607..... .400"
ALL18604..... .100"	ALL18608..... .500"
ALL18605..... .200"	

Tie Rod Spacer **ALL56288**

Spacer corrects bump steer on vehicles that use a rod end as an outer tie rod end. Spacer is used between the spindle arm and the rod end. Steel spacer is 2" tall and has a 5/8" hole.



Rack And Pinion Spacers

Place aluminum spacers between chassis and rack assembly to help achieve proper front end geometry. Three thicknesses available.



ALL52350..... 3/8" Thick
 ALL52351..... 1/2" Thick
 ALL52352..... 3/4" Thick

Steering Rack Boot Cover **ALL52345**

Neoprene cover fits most steering racks and helps protect against rocks and debris. Hook-and-loop closure makes installation and removal simple.



Toe Plates

Aluminum plates simplify setting of toe-in and toe-out. Plates fit against outside edges of tires. Using two tape measures (sold separately), measure the distance between plates front and rear. The difference in tape readings is the toe setting. Deluxe plates have radiused edges, slots for narrow and wide tape measures and are 9" tall x 23" wide to work with vehicles with smaller wheel openings. Standard plates are 1/2" thick, 11" tall x 32" wide and work well for vehicles with larger wheels and wheel openings. Set of two plates.



ALL10117



ALL10119

ALL10117..... Standard
 ALL10119..... Deluxe

Mustang II 3-Piece Spindles

Three-piece Mustang II style spindle is a forged and heat treated option for cars that would like the benefits of Mustang II spindles with the convenience of a replaceable steering arm and metric brake caliper bracket. Complete spindle includes a spindle body with an 8-degree pin inclination, bolt-on steering arm, bolt-on brake bracket and a hardware kit. Spindle accepts stock taper tie rod end, a ALL56204 (K6024) bolt-in or a ALL56214 (K772) screw-in style upper ball joint and stock 1979-88 G-body lower ball joint, brake rotor, caliper and bearing kit. IMCA approved for IMCA modifieds and sport mod divisions. Replacement components are also available for quick, easy and affordable repairs.

ALL55970 LH, 3-Piece Spindle Kit
ALL55971 RH, 3-Piece Spindle Kit

Individual Parts

ALL55974 Spindle Body
ALL55972 LH Steering Arm
ALL55973 RH Steering Arm
ALL55981 LH Brake Bracket
ALL55982 RH Brake Bracket
ALL55983 Hardware Kit



ALL55970



ALL55981

ALL55972

ALL55983

ALL55974

GM Metric 3-Piece Spindles

Three-piece GM metric G-Body spindle is a forged and heat treated direct replacement for a factory spindle with the added benefit of a stronger, replaceable steering arm and brake caliper bracket. Complete spindle includes a spindle body, bolt-on steering arm, bolt-on brake bracket and a hardware kit. Spindle accepts stock 1979-88 G-body upper and lower ball joints, tie rod end, rotor, caliper and bearing kit. IMCA approved. Replacement components are also available for quick, easy and affordable repairs.

ALL55976 LH, 3-Piece Spindle Kit
ALL55977 RH, 3-Piece Spindle Kit.

Individual Parts

ALL55980 Spindle Body
ALL55978 LH Steering Arm
ALL55979 RH Steering Arm
ALL55981 LH Brake Bracket
ALL55982 RH Brake Bracket
ALL55983 Hardware Kit



ALL55976



ALL55981

ALL55978

ALL55983

ALL55980

Master Wheel Bearing And Seal Kits

Kits contain all components to install one brake rotor/hub assembly including hub seal, inner bearing, outer bearing, locknut kit and dust cap.

ALL72305[†] GM Intermediate Metric, 1979-81
ALL72306[†] GM Intermediate Metric, 1982-88
ALL72308 Ford Granada, Mustang II, Hybrid

[†]Bearing For Race Or Cup With A 1.97" O.D.

[‡]Bearing For Race Or Cup With A 1.78" O.D.



ALL72305

Mustang II Spindles

Stock height spindles for Mustang II are a direct replacement for stock O.E. spindles. Spindles accept stock rotors and caliper brackets but are commonly used with 11" Granada rotors, Allstar calipers, and brackets.

ALL56307 Pair (RH And LH)
ALL56308 LH Only
ALL56309 RH Only



Mustang II 2" Dropped Spindles

ALL56305

The correct way to lower a Mustang II suspended vehicle is with these cast steel dropped spindles. Spindles have provisions for stock caliper brackets when using 11" Granada rotors and GM intermediate metric calipers ALL42083/ ALL42084. Sold as a pair.



IMCA Legal Mustang II Spindles

Same stock height spindle as ALL56307 but these spindles have the official IMCA stamp of approval. Sold each.

ALL56303 LH Spindle
ALL56304 RH Spindle



8-Degree Mustang II Spindles

8-degree pin inclination Mustang II/Pinto spindle is stock appearing and available with stock 1-1/2" per foot lower ball joint taper or 2" per foot lower taper. Spindles accept stock, Granada or hybrid rotors and brackets.

ALL55990 LH Spindle with 1-1/2" Tapered Lower
ALL55991 RH Spindle with 1-1/2" Tapered Lower
ALL55992 LH Spindle with 2" Tapered Lower
ALL55993 RH Spindle with 2" Tapered Lower



ALL55992

Metric Spindles

New replacement spindles for 1979-88 GM cars. Sold each.

ALL56318 LH
ALL56319 RH



Metric Spindle Savers ALL42130

Stamped steel spindle savers strengthen GM Metric spindles, reinforcing the steering arm portion of the spindle and making them suitable for wheel-to-wheel racing. IMCA legal and easily installed, spindle savers are retained by the lower ball joint and tie rod end retaining nuts. Sold in pairs.

Replacement Parts

ALL42135 Left Only
ALL42136 Right Only



Screw-In Upper Ball Joint

ALL56214

Most popular upper joint used. Originally used in Dodge, Chrysler and Plymouth cars. Fits Allstar ball joint holders and Lefthander chassis style upper control arm or where a screw-in type ball joint is required. Replaces Moog K772 or AFCO 20034. 1-1/2" taper per foot.



Low Friction Upper Ball Joints

Low friction, economical OEM ball joints are high performance units designed for smooth suspension travel. Some ball joints are available with longer than stock pin length for correcting roll centers. Ball joints have hardened pins with stock type housings and are not rebuildable. Legal for classes that require non-take apart ball joints. For off-road use only.



Bolt-In Upper Ball Joints

ALL56204

Fits UB Machine style upper control arm where a bolt-in style ball joint is required. Replaces Moog K6024, TRW 10185, or AFCO 20031. Outer mounting bolt holes are 2.82" CTC. 1-1/2" taper per foot.



ALL56208

Bolt-in type joint fits Impala spindle. Can be used to raise roll center on street stock and modified cars. Fits Impala, Camaro and Chevelle spindles. Replaces Moog K6136, TRW 10269 or AFCO 20032-1. Outer mounting bolt holes are 2.82" CTC. 2" taper per foot.



ALL56220

Fits full-size 1971-94 Impala spindles. Also fits 1971-81 Camaro and 1973-88 Chevelle/Monte Carlo. Replaces Moog K5208, TRW 10268 or AFCO 20032. Outer mounting bolt holes are 2-1/2" CTC. 2" taper per foot.



Part No.	Type	Length	Taper Per Ft.
Allstar ALL56214 And Moog K772			
ALL56010	Screw-In	Standard	1-1/2"
ALL56011	Screw-In	1/2" Longer	1-1/2"
ALL56012	Screw-In	1" Longer	1-1/2"
Allstar ALL56204 And Moog K6024			
ALL56014	Bolt-In	Standard	1-1/2"
Allstar ALL56208 And Moog K6136			
ALL56015	Bolt-In	3/8" Longer	1-1/2"
Allstar ALL56220 And Moog K5208			
ALL56018	Bolt-In	Standard	2"
ALL56019	Bolt-In	1/2" Longer	2"

Adjustable Upper Ball Joints

With mono-ball joints, upper control arm angles can be adjusted. Joints include plate, ball, tapered shaft, adjuster bushings and nut.



- ALL56260..... LH Large GM Joint (ALL56204 Style)
- ALL56261 RH Large GM Joint (ALL56204 Style)
- ALL56264..... LH Mid-Size GM Joint (ALL56220 Style)
- ALL56265..... RH Mid-Size GM Joint (ALL56220 Style)
- ALL56267 Adjustable Screw-In Upper Ball Joint (ALL56214 Style)

Replacement Parts

- ALL56262 Stud For ALL56260, ALL56261 And ALL56267
- ALL56266..... Stud For ALL56264 And ALL56265
- ALL99098 Replacement Mono Ball Bearing 5/8"



Steel Upper Ball Joint Wrench

ALL11190

Easily remove and install small body (ALL56214) Chrysler ball joints.



Ball Joint Spreader Tool ALL11174

Tool separates ball joint from the spindle. Inside of cylinder is shaped to fit over tapered stud of most ball joints and presses against stud of other ball joint. Not for use on FWD or 4WD applications. Tool is 4" tall fully collapsed and 6" tall fully extended.



Related Parts

- ALL11175 1" Extensions (Set of two)

ALL11175



Tom Farrington

Photo: Mike Kalling



Debbie Farrington

Photo: Matt Hauch

Ball Joint Sleeves

Steel sleeves allow custom fabrication of control arms.

- ALL56250..... Small Screw-In Upper Fits Ball Joint ALL56214
- ALL56251 Large Screw-In Lower Fits Ball Joint ALL56216
- ALL56252..... Large Press-In Lower Fits Ball Joint ALL56206
- ALL56253..... Med. Press-In Lower Fits Ball Joint ALL56212



Screw-In Lower Ball Joints

ALL56216

Fits Lefthander chassis style lower control arm or where a large screw-in type ball joint is required. Replaces Moog K727 or AFCO 20036). 1-1/2" taper per foot.



ALL56217

Compatible with stock lower control arms modified with UB Machine UBM40-3303 weld-in threaded sleeve. Replaces Moog K719. 1-1/2" taper per foot.



Weld-In Lower Ball Joints

ALL56206

Weld-in joint fits most tubular control arms including 1971-76 Impala. Taper fits most tubular and Impala spindles. Base O.D. is 2.190". Replaces Moog K6141, TRW 10267, or AFCO 20038. 2" taper per foot.



ALL56210

Weld-in lower joint fits 1964-72 Chevelle and 1967-69 Camaro, control arms and spindle. Base O.D. is 2.015" (replaces Moog K5103, TRW 10197, or AFCO 20033). 1-1/2" taper per foot.



ALL56212

Weld-in joint fits Impala spindle. Can be used to raise the roll center on street stock or modified cars. Base O.D. is 1.975". Replaces Moog K6117, TRW 10264, or AFCO 20038-1. 2" taper per foot.



ALL56218

Fits popular full-size 1977-89 Impala spindles. Also fits 1971-81 Camaro and 1973-88 Chevelle/Malibu. Base O.D. is 2.090". Replaces Moog K6145, TRW 10277, or AFCO 20039. 2" taper per foot.



Ball Joint Adapter Sleeve

ALL56256

Adapter sleeve is ideal for modifying stock style Chevelle lower control arms to accept a screw-in style ball joint. Adapter sleeve has an O.D. of 2.010" to take the place of a press-in style ball joint (ALL56210/ K5103), allowing for installation of a screw in style ALL56214 with a 1.5" taper/ft. pin or ALL56049 with a 2" taper/ft. pin ball joint. Note: Modifications to control arms may be necessary for proper fit of sleeve. Sleeve must be welded to the control arm after installation.



Low Friction Lower Ball Joints

Low friction economical OEM ball joints are high performance units designed for smooth suspension travel. Some ball joints are available with longer than stock pin length for correcting roll centers. Ball joints have hardened pins with stock type housings and are not rebuildable. Legal for classes that require non-take apart ball joints. For off-road use only.



Part No.	Type	Length	Taper Per Ft.
Allstar ALL56216 And Moog K727			
ALL56030	Screw-In	Standard	1-1/2"
ALL56031	Screw-In	1/2" Longer	1-1/2"
ALL56216 Housing With ALL56206 Pin			
ALL56034	Screw-In	Standard	2"
ALL56035	Screw-In	1/2" Longer	2"
ALL56214 Housing With ALL56206 Pin			
ALL56049 [†]	Screw-In	Standard	2"
ALL56050 [†]	Screw-In	1/2" Longer	2"
ALL56051 [†]	Screw-In	1" Longer	2"
Allstar ALL56206 And Moog K6141			
ALL56038	Weld-In	Standard	2"
Allstar ALL56210 And Moog K5103			
ALL56042	Weld-In	Standard	1-1/2"
Allstar ALL56210 Housing With ALL56206 Pin			
ALL56027	Weld-In	Standard	2"
ALL56028	Weld-In	1/2" Longer	2"
ALL56029	Weld-In	1" Longer	2"
Allstar ALL56212 And Moog K6117			
ALL56044	Weld-In	Standard	2"
Allstar ALL56218 And Moog K6145			
ALL56046	Weld-In	Standard	2"
ALL56047	Weld-In	1/2" Longer	2"
ALL56048	Weld-In	1" Longer	2"

[†]Commonly used with ALL56256 ball joint adapter sleeve.

Adjustable Lower Ball Joints

Replace standard ball joint with an adjustable mono-ball style lower ball joint. Includes adapter sleeve, ball, adjuster bushings, stud and nut.



- ALL56270 Screw-In Chrysler Stud (Common Dirt, ALL56216 Style)
- ALL56276 Screw-In GM Impala Stud (Common Asphalt) ALL56216 Style With ALL56206 Pin
- ALL56272 Press-In Large GM Impala Stud (Common Asphalt, ALL56206 Style)
- ALL56274 Press-In Mid-Size GM Stud (ALL56218 Style)

Replacement Parts

- ALL56271 Stud For ALL56270
- ALL56273 Stud For ALL56272 And ALL56276
- ALL56275 Stud For ALL56274
- ALL99092 Housing For ALL56270 And ALL56276
- ALL99093 Housing For ALL56272
- ALL99094 Housing For ALL56274
- ALL58002 Replacement Mono-Ball
- ALL99096 Replacement Snap Ring
- ALL99097 Replacement Spacer Kit


Adapter Bushing ALL56225

Convert a 2" taper per foot hole to accept a ball joint with a 1-1/2" taper per foot. For lower ball joints only.



Upper Control Arms

Powder coated, bushing style A-arms are available with steel or aluminum cross shaft and a straight or 10-degree ball joint position. Shaft bolt holes are 1/2" diameter, spaced 6" on center. Tig welded .095" D.O.M. tube construction. Bolt-in style arms accept ALL56204 or Moog K6024 ball joints. Screw-in style arms accept ALL56214 or Moog K772 ball joints.



ALL57906

Size	Bolt-In Alum. Shaft	Bolt-In Steel Shaft	Screw-In 10° Alum. Shaft	Screw-In 10° Steel Shaft
7"	-	-	ALL57940	-
7-1/4"	-	-	ALL57941	-
7-1/2"	ALL57902	ALL57922	ALL57942	ALL57962
7-3/4"	ALL57903	-	ALL57943	-
8"	ALL57904	ALL57924	ALL57944	ALL57964
8-1/4"	ALL57905	-	ALL57945	-
8-1/2"	ALL57906	ALL57926	ALL57946	ALL57966
8-3/4"	ALL57907	-	ALL57947	-
9"	ALL57908	ALL57928	ALL57948	ALL57968
9-1/4"	ALL57909	-	ALL57949	-
9-1/2"	ALL57910	ALL57930	ALL57950	ALL57970
9-3/4"	ALL57911	-	ALL57951	-
10"	ALL57912	ALL57932	ALL57952	ALL57972
10-1/4"	ALL57913	-	ALL57953	-
10-1/2"	ALL57914	ALL57934	ALL57954	ALL57974
11"	ALL57916	ALL57936	ALL57956	ALL57976

Metric

Upper Control Arms

Upper control arms fit stock, 6-7/8" mounts, found on Mid-size GM metric frames. Use with bolt-in style ball joint, Allstar 56220 or Moog K5208. Steel control arms have a steel cross shaft with holes spaced 6-7/8" on center.



ALL57990

- ALL57990..... RH, 8"
- ALL57992..... LH, 8-1/2"
- ALL57994..... LH, 9"
- ALL57995..... LH, 9-1/2"
- ALL57996..... LH, 10"

IMCA Legal

Upper Control Arms

IMCA legal upper control arms fit stock 6-7/8" mounts, found on mid-size GM Metric frames. Use with bolt-in style ball joint, Allstar 56220 or Moog K5208. Steel control arms are available with steel or aluminum cross shaft and come complete with "IMCA certified" sticker.



ALL57831

- ALL57830..... RH, 8" With Steel Cross Shaft
- ALL57831..... LH, 8-1/2" With Steel Cross Shaft
- ALL57832..... RH, 8" With Aluminum Cross Shaft
- ALL57833..... LH, 8-1/2" With Aluminum Cross Shaft

Upper Control Arm Mounting Bracket

ALL60190

Bracket is flame cut from 1/2" thick steel, with 6" bolt spacing. Welds to frame and accepts upper A-arm.



Upper Control Arm Shims

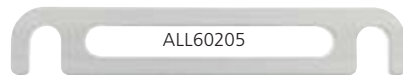
Individual steel shims fit between the upper control arm and chassis mount to adjust caster and camber. Shims have 9/16" wide slots and easy-to-grasp tabs for installation and removal. Package of 10.



ALL60201

- ALL60200..... 1/16" (0.062")
- ALL60201..... 1/8" (0.125")

1-Piece Upper Control Arm Shims



ALL60205

Dual mount shims fit between the upper control arm and chassis mount to adjust camber. One-piece design works with most mounts/control arms with 6" bolt spacing using 1/2" mounting hardware. Sold each.

- ALL60203..... 1/8" (0.125")
- ALL60204..... 3/16" (0.185")
- ALL60205..... 1/4" (0.250")
- ALL60206..... 3/8" (0.375")
- ALL60207..... 1/2" (0.500")
- ALL60208..... 3/4" (0.750")
- ALL60209..... 1" (1.00")
- ALL60210..... 7-Piece Kit, Includes ALL60203-60209 (one of each size)

Caster Plate ALL10752

Not sure if you turned your wheels the same amount each time when adjusting caster settings on your race car? Unless you have expensive turn plates, you're never certain, until now. This quick reference gauge positions under the upper ball joint nut, with markings facing up, for easy viewing. Place a mark on the shock body or fabricate an indicator to use as a reference point.



Mono Ball Bearings

Mono balls are commonly used in fabrication of products including J-bars, control arms and trailing arms. Bearings have an external grease ring and orifice which allows the bearing to be installed in custom applications that can be externally lubricated.



- ALL58001..... 5/8"
- ALL58002..... 3/4"



Ball Joint Holders



ALL56294 LH Angled Stud, Angled Tab, Standard Spread
 ALL56295 RH Angled Stud, Straight Tab, Standard Spread
 ALL56290 LH Angled Stud, Angled Tab, Wide Spread
 ALL56292 RH Angled Stud, Straight Tab, Wide Spread
 ALL56296 Universal Straight Stud, Straight Tab, Wide Spread
 ALL56297 Universal Design (ALL56296) Angled At 15 Degrees
 ALL56194 5/8" RH Steel Clevis (Commonly Needed)
 ALL56214 Screw-In Ball Joint (Most Common)

Holders are ideal for those who fabricate their own control arms. The holders have a 5/8" male RH thread and a 3/8" hole, commonly used with a clevis. Holders accept ALL56214 or Moog K772 style screw-in ball joints, sold separately.

Unwelded

Ball Joint Holder Kit ALL56298

Kit allows components to be welded at any angle. Stud is 5/8"-18RH thread, bracket has a 3/8" hole. Holder accepts ALL56214 or Moog K772 style screw-in upper ball joint.



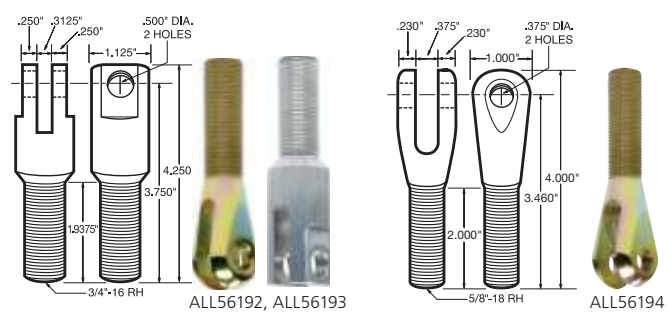
Female Double Adjusters

Steel double adjusters increase adjustment capability of control arms, trailing arms, Panhard bars, tie rod ends and other items using threaded tube. Adjuster includes two jam nuts.



ALL56198 5/8"-18 RH Male/LH Female, 4" Long
 ALL56199 5/8"-18 LH Male/RH Female, 4" Long

Steel and Aluminum Clevises



3/4" clevises attach strut rod to A-frame (3/4"-16 thread with a 1/2" hole). 5/8" clevises, commonly used with Lefthander style upper A-arms, connect to ball joint holder (5/8"-18 thread with a 3/8" hole).

ALL56192 3/4" RH Steel
 ALL56193 3/4" RH Aluminum
 ALL56194 5/8" RH Steel

Slotted Upper Control Arm Bracket Kit ALL60077

Kits contain (2) slotted brackets, (2) centered bushings, (2) reducer spacers for 5/8" rod end and a 1/2" bolt and nyloc nut. Offset aluminum bushings (sold separately) allow for plenty of adjustment options.



Components

- ALL60078 Slotted Upper Brackets (Pair)
- ALL60080 Centered Bushings (Pair)
- ALL60081 1/8" Offset Bushings (Pair)
- ALL60082 1/4" Offset Bushings (Pair)
- ALL60083 3/8" Offset Bushings (Pair)
- ALL60084 1/2" Offset Bushings (Pair)
- ALL18612 Reducer Spacers For 5/8" Rod End
- ALL16490-1 Hex Head Bolt 1/2"-20 x 3", Grade 5
- ALL16074-10 Thin Nyloc Insert Nuts 1/2"-20, Package Of 10

Upper Control Arm Brackets ALL60025

Stamped 3/16" mild steel brackets weld to chassis as a mounting point for upper control arm. Brackets have two 5/8" holes, spaced 7/8" apart for adjustment. May be trimmed to desired height. Package of 2.



Set-Up Plates

Set-up plates are used for squaring and stringing chassis to ensure accurate chassis set-up by eliminating wheel and tire differences. Plates are 1/2" thick and can also be used when setting bump steer or checking axle tubes for straightness. Sold each.



ALL10660



ALL10662

ALL10660 5x5, 7" x 28"
 ALL10662 Wide 5, 12" x 28"

Storage Tote ALL059

Durable storage tote has many uses around the shop or in the trailer. Store extra parts or keep parts from being damaged during storage. Great for organizing ratcheting tie downs, specialty tools, such as tire groover, siper and related tools. Totes also work well for storing chemicals and fluids to prevent spilling in cabinets. Interlocking lid design allows multiple totes to be securely stacked together. Inside dimensions are 20" L x 14" W x 12" H.





Steel Control Arm Bushings

Allstar Steel Control Arm Bushings replace stock rubber bushings and eliminate deflection, a common problem with original equipment bushings.



ALL56230

Lower Control Arm Bushing Applications

Part No.	Application	Bushing Position	O.D.	UHL	Hole Size
Chevelle, Monte Carlo, GM Intermediates					
ALL56230	1964-66	Front (2nd Design)	1.345"	2.100"	.500"
	1967-74	Front	1.345"	2.100"	.500"
ALL56232	1964-66	Front (1st Design)	1.645"	2.100"	.500"
	1975-77	Front	1.645"	2.100"	.500"
	1964-72	Rear	1.645"	2.100"	.500"
	1978-88	Rear	1.645"	2.100"	.500"
ALL56233	-	-	1.645"	2.100"	.562"
ALL56234	1973-77	Rear	1.900"	2.100"	.500"
ALL56235	-	-	1.900"	2.100"	.562"
ALL56236	1978-88	Front	1.440"	2.750"	.500"
Camaro, Firebird					
ALL56230	1967-74	Front	1.345"	2.100"	.500"
ALL56232	1975-81	Front	1.645"	2.100"	.500"
	1967-72	Rear	1.645"	2.100"	.500"
ALL56234	1973-88	Rear	1.900"	2.100"	.500"
ALL56236	1982-92	Front	1.440"	2.750"	.500"

Upper Control Arm Bushing Applications

Part No.	Application	Bushing Position	O.D.	UHL	Hole Size
Chevelle, Monte Carlo, GM Intermediates					
ALL56238	1967-72	All	1.275"	1.250"	.675"
ALL56240	1978-88	All	1.530"	1.500"	.695"
ALL56242	1973-77	Front	1.394"	1.500"	.690"
ALL56244	1973-77	Rear	1.311"	1.425"	.690"
Camaro, Firebird					
ALL56238	1967-69	All	1.275"	1.250"	.675"
ALL56242	1974-79	Front	1.394"	1.500"	.690"
ALL56244	1974-79	Rear	1.311"	1.425"	.690"

Lightweight, Low Friction Lower Control Arm Bushings

Designed specifically for racing these bushings feature a light-weight housing with 2 steel inner bushings, machined so they can be tightened without binding. O-rings on each side help keep the bushings in place while installing and also help keep dirt out. Bushings should be disassembled and reassembled with a good quality wheel bearing grease prior to installation.

NEW!



ALL56228

Chevelle 1964 - 1974

ALL56227 Front
ALL56229 Rear

Metric 1978 - 1988

ALL56228 Front
ALL56229 Rear

Roller Bearing Lower Control Arm Bushings

Free up stock front suspensions and help prevent binding commonly found with stock rubber and steel insert bushings. Steel bodied bushings are complete with needle roller bearings and hardened inserts that are ready to install and do not require special mounting hardware. All bushings have 1/2" I.D. mounting holes.



ALL56223



Part No.	Application	Bushing Position	O.D.	UHL	Hole Size
Chevelle, Monte Carlo, GM Intermediates					
ALL56221	1964-66	Front (2nd Design)	1.345"	2.100"	.500"
	1967-74	Front	1.345"	2.100"	.500"
ALL56222	1964-66	Front (1st Design)	1.645"	2.100"	.500"
	1975-77	Front	1.645"	2.100"	.500"
	1964-72	Rear	1.645"	2.100"	.500"
	1978-88	Rear	1.645"	2.100"	.500"
ALL56223	1973-77	Rear	1.900"	2.100"	.500"
ALL56224	1978-88	Front	1.440"	2.750"	.500"
Camaro, Firebird					
ALL56221	1967-74	Front	1.345"	2.100"	.500"
ALL56222	1975-81	Front	1.645"	2.100"	.500"
	1967-72	Rear	1.645"	2.100"	.500"
ALL56223	1973-88	Rear	1.900"	2.100"	.500"
ALL56224	1982-92	Front	1.440"	2.750"	.500"

Related Parts

ALL56226..... Nylon Bushing Kit

(Optional bushings to replace roller bearings when conforming to some sanctioning body rules.)



1978-88 Metric Front Lower Control Arms



Reproduction of the originals, these new arms are a direct replacement for 1978-88 metric chassis and accept stock ball joints.

ALL57804..... RH
ALL57805..... LH

1964-72 Chevelle Lower Control Arms



Reproduction 1964-72 A-body lower control arms are coated and have the same fit and appearance as the factory arms. Both versions are made to meet the same tolerance as the original. The deluxe arms have a more precise spring pocket for more consistent suspension geometry. They also accept the larger wire diameter of heavier rated racing springs.

ALL57800..... RH
ALL57801..... LH
ALL57802..... RH Deluxe
ALL57803..... LH Deluxe

Ball Joint Adapter Sleeve

ALL56256

Adapter sleeve is ideal for modifying stock style Chevelle lower control arms to accept a screw-in style ball joint. Adapter sleeve has an O.D. of 2.010" to take the place of a press-in style ball joint (ALL56210/K5103) allowing for installation of a screw in style ALL56214 with a 1-1/2" taper/ft. pin or ALL56049 with a 2" taper/ft. pin ball joint. Note: Modifications to control arms may be necessary for proper fit of sleeve. Sleeve must be welded to the control arm after installation.



TECH TIP


To minimize distortion of sleeve during press-in, it is recommended that the ball joint be threaded into sleeve during press-in procedure.

Spring Ramp **ALL56326**

Ramp welds to the flat spring pocket area of aftermarket control arms to support the open end of conventional 5" or 5-1/2" springs, allowing springs to be used in the traditional position.



Chevelle Tubular Lower Control Arms – Helix Bottom



Heavy duty control arms are made with 1-1/4" DOM tubing with 1" DOM cross bracing. Helix bottom correctly positions 5" or 5-1/2" conventional spring for proper performance. Black powder coated with high quality rod ends and separate shock bracket which will require welding or bolting onto the arm. Rod end spacer kit is required to adapt rod end to fit in the stock frame mount (sold separately). These lower control arms are intended for racing and will not accept stock style lower ball joints.

Press-In Ball Joint Control Arms (Use ALL56212/K6117)

ALL57810 RH
ALL57811 LH

Screw-In Ball Joint Control Arms (Use ALL56216/K727)

ALL57812 RH
ALL57813 LH

Related Part

ALL56322..... '68-72 Chevelle A-arm Spacer Kit, 4-Pieces

Tubular Lower Control Arms – Flat Bottom

Heavy duty control arms are made with 1-1/4" D.O.M.



tubing and 1" D.O.M. cross bracing. Flat bottom design works with 5" or 5-1/2" conventional springs which must be mounted with the closed end seated in the control arm and the open end in the upper spring cup or a spring ramp (sold separately) may be welded onto the lower plate to place the open end down. Black powder coated arms feature high quality rod ends and separate shock bracket which will require welding or bolting onto arm. Rod end spacer kit is required to adapt rod end to fit in the stock frame mount (sold separately). These lower control arms are intended for racing and will not accept stock style lower ball joints.

Press-In Ball Joint Control Arms (Use ALL56212/K6117)

ALL56320 RH, '64-72 Chevelle
ALL56321 LH, '64-72 Chevelle
ALL56323..... RH, '68-74 Nova
ALL56324 LH, '68-74 Nova

Related Parts

ALL56322..... '68-72 Chevelle A-arm Spacer Kit, 4-Pieces
ALL56325..... '68-74 Nova A-arm Spacer Kit, 5-Pieces
ALL56326..... Spring Ramp (Helix)



ALL56322

Note: Ball joints should be tack welded into lower control arm after assembly.

Lower Control Arm Limit Clamps

Clamps fasten around tubular lower control arms providing a lower mounting point for a suspension limit chain. Clamps are double shear style and accept 5/16" hardware. **NEW!**



- ALL68340..... 1"
- ALL68341..... 1-1/8"
- ALL68342..... 1-1/4"

Lower Control Arm Kits

Universal kits are 2" longer than standard arms and must be cut to length before welding slug into place. Ball joint sold separately.



ALL56185

- ALL56185 RH Kit, Use With Press-In Ball Joint (ALL56206)
- ALL56186 LH Kit, Use With Screw-In Ball Joint (ALL56216)
- ALL56187 RH Kit, Use With Screw-In Ball Joint (ALL56216)

Lower Control Arms



ALL56180

ALL56182

ALL56181

Lower control arms fit most asphalt racing chassis. Includes ball joint and rod end.

- ALL56180 LH Adjustable, 15-1/2" To 16"
- ALL56181 RH Adjustable, 17-3/4" To 18-1/2"
- ALL56182 RH Adjustable, 17-3/4" To 18-1/2" (With Rod End Sway Bar Mount)

Cross Member Bushings

ALL56188

Bushings mount on the inside end of a strut-style lower control arm to act as a spacer between each side of the 3/4" inner rod end and the crossmember. Package of 2.



Double Adjusters

Steel double adjusters increase adjustment capability of control arms, trailing arms, Panhard bars, tie rod ends and other items using threaded tube. Adjuster includes one LH and one RH jam nut.



- ALL56196 5/8"-18 RH Male/LH Male, 4-1/4" Long
- ALL56197 3/4"-16 RH Male/LH Male, 5" Long
- ALL56198 5/8"-18 RH Male/LH Female, 4" Long
- ALL56199 5/8"-18 LH Male/RH Female, 4" Long

Short GN Strut Bar ALL56190

Fits lower strut arm on strut bar chassis. Bar has 3/4"-16 LH threads (3" long). Hole spacing is 2-1/2".



Coarse Thread Weight Jack Bolts

Weight jack bolts have 1"-8 threads for quick adjustment. Use with ALL56113, ALL56114 and ALL56115 style spring plates.


- ALL56106..... 8" Steel
- ALL56107..... 11" Steel
- ALL56108..... 8" Aluminum



ALL56106

Weight Jack Bolts With Internal Thread

Bolts have a 7/16"-20 internal thread on one end for use with bolt-on and swiveler spring cups. Coarse thread bolts have 1"-8 outer threads while fine thread bolts are 1-1/8"-12.



ALL56095

Coarse Thread 1"-8 With 3/4" Hex

- ALL56094..... 4" Steel
- ALL56095..... 6" Steel
- ALL56066..... 8" Steel
- ALL56067..... 11" Steel



Fine Thread 1-1/8"-12 With 1/2" Square Drive

- ALL56090..... 6" Aluminum
- ALL56091..... 8" Aluminum
- ALL56092..... 6" Steel
- ALL56093..... 8" Steel



Jam Nuts For Jack Bolts

Steel jam nuts for jack bolts

- ALL56068..... 1"-8 (Coarse) 1-1/8" Wrench
- ALL56110..... 1"-8 (Coarse) 1-1/2" Wrench
- ALL99052..... 1-1/8"-12 (Fine) 1-3/8" Wrench



ALL56068

ALL56110

ALL99052

Weight Jack Bolt Collars

Steel collar typically welds onto frame or chassis for installation of a threaded jack bolt. Collar includes grease fitting.

- ALL56099..... 1"-8
- ALL56098..... 1-1/8"-12



Weight Jack Bolt Sleeves

Weld-in mild steel sleeve provides a mounting point for jack bolts or adjustable shock mounts. Sleeves are 2" long and have a 1-3/8" O.D. for welding onto chassis tubing.

- ALL56109..... 1"-8, Coarse Thread
- ALL56073..... 1-1/8"-12, Fine Thread



ALL56073

Weight Jack Plate ALL56112

Heavy-duty steel plate has a threaded boss welded to the center to accept jack bolts with 1"-8 coarse threads. O.D. is 5".



Coarse Thread Nut With Sleeve

ALL56111

Steel coarse thread nut with sleeve has 1"-8 coarse threads.




Coil-Over Load Bolt Assembly

ALL56074

Threaded aluminum bolt is 6" long with 1-1/8"-12 fine threads and is commonly used on big bar, soft spring cars. Load bolt offers the ability to easily change corner weights, change the center-to-center distance of the shock, adjust bump stop distances without adding shims and adjust ride height without running out of shock travel. Commonly used with ALL56098 threaded sleeve.

ALL56075 Replacement Shock End



Extended Length "Swiveler" Spring Cup **ALL56079**

Extended length cup helps keep spring centered. Also keeps spring from falling out on some modern day long drop suspension packages.



"Swiveler" Spring Cups

Swiveler cup is used in place of a standard upper spring plate and weight jack bolt on vehicles using conventional style coil springs. Mono-ball stud mount allows cup to pivot as needed to prevent binding during suspension travel and requires a weight jack bolt with a 7/16"-20 internal threaded end for proper installation.

Upper Spring Cups

Steel cups work with most 5" and 5-1/2" O.D. springs and either 1" or 1-1/8" jack bolts.

ALL56114 Standard Cup For 5" Spring
ALL56115 Oversized Cup For 5-1/2" Spring



ALL56114

Welded Style **ALL56080**

The sleeve and top are welded together on this unit to fit most applications using a 5" conventional spring.



Lightweight Upper Spring Cup **ALL56113**

Lightweight steel cup works with most 5" and 5-1/2" O.D. springs and either 1" or 1-1/8" jack bolts.




Pro-Series

Components bolt together to select the desired spring top plate and sleeve separately to build custom size cups.

ALL56077 Spring Top Plate For 5" Spring
ALL56078 Spring Top Plate For 5-1/2" Spring
ALL56086 3-1/4" Spring Sleeve
ALL56087 3-1/2" Spring Sleeve
ALL56088 3-3/4" Spring Sleeve
ALL56089 4" Spring Sleeve
ALL56085 4-1/4" Spring Sleeve



ALL56077



ALL56086

Bolt-On Upper Spring Cup

ALL56097

Steel cup bolts to internal thread jack bolt and keeps 5" or 5-1/2" spring centered to the jack bolt.



Coil Spring Spacer **ALL56116**

Spacer for 5" racing spring welds into spring pocket enabling chassis adjustments to street stock and other race cars that are not allowed to use weight jack bolts or threaded adjusters. 3" tall spacer may be cut to desired height before installation. Use coil shim spacers ALL56120 and ALL56121 to make chassis adjustments.



Extended Length Upper Spring Cup **ALL56125**

Commonly used in rear suspensions, cup connects to jack bolt with a 7/16"-20 bolt to help maintain spring location. Extension sits 5" into the spring.



Coil Spring Shims

Used with ALL56116, or whenever weight jack bolts are not allowed, to raise car height for set-up purposes. 5" diameter, 3-5/8" I.D.


ALL56120 3/16" Shim
ALL56121 1/8" Shim



Adjustable Coil Spring Spacers

Adjustable spacers for 5" racing springs weld into spring pockets enabling chassis adjustments to street stock and other race cars that are not allowed to use weight jack bolts.

ALL56118 All Steel Adjuster
ALL56119 Steel Sleeve With Alum. Adj. Nut



ALL56118



ALL56119



Bobby Stremme

Photo: Stan Kalwasinski

Sway Bar Bolts

Bolts have 7/8"-9 threads and are available in a fixed or swivel end design. Swivel end bolts have a 1/2" square drive end for quick and easy adjustments.



Non-Swivel



Swivel



Part No.	Description	Eye I.D.	Eye O.D.	Eye Width	Eye Center To End of Threads
ALL56070	Steel Swivel	1-5/8"	2"	1-1/8"	11-1/2"
ALL56071	Steel Swivel	2"	2-3/4"	1-1/8"	12"
ALL56100	Steel Non-Swivel	1-1/2"	2"	1-1/8"	11-1/2"
ALL56102	Steel Non-Swivel	2"	2-3/4"	1-1/8"	12"

Related Parts

ALL18266.....Lock Nut For ALL56100-56102
 ALL56072Weld Nut For ALL56070-56071



ALL56072

Adjustable Sway Bar Bolt Kit

ALL56103

Kit includes a 3-5/8" long sleeve that welds into frame rail with a locking collar to prevent movement. Adjustment bolt has 4" of travel and adjusts with a 1/2" square drive ratchet. Inside eye diameter 1-1/2".



Adjustable Sway Bar Mount Kits

For Camaro and mid-size GM-based circle track cars. Mount sway bar in stock location, or below the A-arm for extra steering clearance. Urethane bushings reduce bind, and can be used with bars up to 1-1/4" dia. Sway bar (ordered separately) must be turned over when mounting below A-arm. Bolt centerline spacing is 2-3/4".

ALL56104 Standard SAE Threads
 ALL56105 1978-Up GM Metric Threads



Adjustable Sway Bar Arms

Kit includes a CNC-machined aluminum adjuster and a 17-1/2" long steel arm. Adjuster is available in 30 degree or zero drop with 1-1/4" x 49 or 1-1/2" x 48-spline. On cars with limited ground clearance, the zero drop kit positions the arm at the center line of the adjuster for additional ground clearance. Adjustment bolt has detents to lock at each half turn.




ALL56380

ALL56382

Part No.	Description	Material
ALL56380	RH 30 Degree Drop	1-1/4" x 49
ALL56381	RH 30 Degree Drop	1-1/2" x 48
ALL56382	RH Zero Drop	1-1/4" x 49
ALL56383	RH Zero Drop	1-1/2" x 48

Sway Bar Arms


Splined sway bar arms are made from 3/4" thick mild steel. Arms are available straight or in 15 degree or 30 degree drop. Arms can be cut to length and bent to fit any width chassis. Includes pinch bolt.




ALL56384
ALL56385



ALL56386
ALL56387



ALL56388
ALL56389




Part No.	Description	Spline
ALL56384	30 Deg. Drop	1-1/4" x 49
ALL56385	30 Deg. Drop	1-1/2" x 48
ALL56386	15 Deg. Drop	1-1/4" x 49
ALL56387	15 Deg. Drop	1-1/2" x 48
ALL56388	Straight	1-1/4" x 49
ALL56389	Straight	1-1/2" x 48

Shock Travel Indicator Kits

Check compression and rebound travel of coil-over shocks at a glance. Clamp aluminum bracket portion of the kit directly to the coil-over sleeve or shock body and attach the other end to the existing shock eye bolt or under spring cup. May be used with most coil-over and non-coil-over shocks. Clamp is included.

ALL60094..... Kit For Use With 2-1/2" Spring

ALL60095..... Kit For Use With 3" Barrel or 5" Springs



ALL60094

ALL60095

Ground Clearance Indicator

ALL10725

Determine how close the frame is to ground on the race track. This unique kit features an aluminum bracket that rivets to the frame with an adjustable 4" plastic wear rod.

Replacement Part

ALL10726 Wear Rods, 4-Pack



Brian Campbell

Photo: Tom De Vette



Quick Adjust External Bump Stop Kit ALL56361

External bump stop kit allows adjustment of suspension travel separate from the coil-over unit. The detented adjuster nut can be turned on the rod end for quick adjustment. Each half turn equals 1/16" eliminating the need for packer shims. Kit bolts to the outside of lower control arm and to an upper chassis location (may need to drill a hole or use a clamp on bracket). Fine tune vehicle set-up by adjusting the upper bushing plate. Includes built-in travel indicator and two yellow 75 durometer bushings. Will also accept bump springs with 5/8" I.D. retainers (not included).



Bump Stop Components For Bilstein Shocks

Many bump stop options are available today. These components are for use with Bilstein shocks.

ALL64274..... Bump Stop Lower Support For Roller Skate Wheel Stops

ALL64275..... Bump Stop Cup Fits The Bilstein Rod End

ALL64276..... Rod Guide Protector Puts The Bump Stop Forces Into The Shock Body, Not The Rod Guide

ALL64277..... Splitter Washer Used To Separate Stops On Stacked Stop Setups



Shock Bump Rubbers

Conical bump rubbers fit on most shock shafts up to 16mm to limit shock travel. Bump rubbers are 2-3/8" tall and have a 2" O.D. base. A letter designation is molded in the bottom to identify compound.

ALL64500..... Soft (40 grams)
 ALL64501..... Medium (50 grams)
 ALL64502..... Hard (55 grams)



Ride Height Set-Up Stick ALL10658

Stick replaces the coil over shock and spring assembly during maintenance. Stick has many uses and may be adjusted to check settings at normal ride height, in race attitude or on the bump stops to evaluate suspension travel. Adjusts from 15" to 24", measured at the center of rod ends.



NEW!

14mm Bump Stop Kit ALL64360

Kit makes it easy to start using bump stops. Includes a selection of 20 bump stop pucks ranging from 50 to 75 durometer, 8 backing washers and 16 packer shims in a simple plastic carrying case.



Bump Stop Pucks - 14mm

Pucks are replacement components found in ALL64360 bump stop kit, in addition to other durometer ratings for even more adjustability. 2" O.D. pucks have a 1/2" I.D. hole suitable for 14mm shocks as well as many other uses, including suspension limiters.



ALL64374

Bump Stop Pucks	1/2" Tall	3/4" Tall	1" Tall
40dr Brown	ALL64367	ALL64368	ALL64369
50dr Green	ALL64370	ALL64371	ALL64372
55dr Orange	ALL64373	ALL64374	ALL64375
60dr Purple	ALL64376	ALL64377	ALL64378
65dr Black	ALL64379	ALL64380	ALL64381
75dr Yellow	ALL64384	ALL64385	ALL64386

Aluminum Backing Washer ALL64366


Aluminum washer is designed for use with 14mm bump stop pucks, as a backer washer or many other uses. Washer has a 2-1/4" O.D., 1/2" I.D. and is 3/16" thick.



Bump Stop Shims - 14mm

Place within the bump stop stack to limit suspension travel. 2" O.D. shims work with most 14mm shocks.

ALL64364..... 1/16" Shim
 ALL64365..... 1/8" Shim



ALL64364

ALL64365

Shock Bump Covers

These neoprene covers are perfect for protecting shock shafts and covering bump set ups. Fit 2" O.D. shocks. Not for use with coil over springs.

ALL64216..... 10" Tall Cover
 ALL64218..... 14" Tall Cover



Jimmy Mars

Photo: Ken Kelly

16mm Bump Stop Kit

ALL64320

Kit makes it easy to start using bump stops. Includes a selection of 20 bump stop pucks ranging from 50 to 75 durometer, 8 backing washers and 16 packer shims in a simple plastic carrying case.



Bump Stop Pucks - 16mm

Pucks are replacement components found in ALL64320 Bump Stop Kit, in addition to other durometer ratings for even more adjustability. 2.10" O.D. pucks have a 5/8" I.D. hole suitable for 16mm shocks as well as many other uses, including suspension limiters.



ALL64334

Bump Stop Pucks	1/2" Tall	3/4" Tall	1" Tall
40dr Brown	ALL64327	ALL64328	ALL64329
50dr Green	ALL64330	ALL64331	ALL64332
55dr Orange	ALL64333	ALL64334	ALL64335
60dr Purple	ALL64336	ALL64337	ALL64338
65dr Black	ALL64339	ALL64340	ALL64341
75dr Yellow	ALL64344	ALL64345	ALL64346

Aluminum Backing Washer ALL64326

Aluminum washer is designed for use with 16mm bump stop pucks, as a backer washer or many other uses. Washer has a 2-1/4" O.D., 5/8" I.D. and is 3/16" thick.



Bump Stop Shims - 16mm

Place within the bump stop stack to limit suspension travel. 2" O.D. shims work with most 16mm shocks.



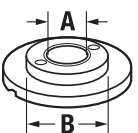
ALL64324

ALL64325

ALL64324..... 1/16" Shim
ALL64325..... 1/8" Shim

Bump Spring Cups

Lightweight bump spring cups are made from 6061-T6 aluminum and have a black anodized finish. Cups feature a bronze bushing, allowing the shock shaft to move freely during suspension travel. Cups have a 2" O.D. sized for Hypercoil and most Landrum bump springs. Two are required and should closely match bump spring I.D. size to appropriate bump spring cup step O.D. size from chart. Sold each.



Shaft Sz. "A"	Cup Step OD "B"		
	1.160"	1.200"	1.280"
14mm	ALL64348	ALL64349	ALL64350
1/2"	ALL64352	ALL64353	ALL64354
16mm, 5/8"	ALL64356	ALL64357	ALL64358

Shock Shims

Uniquely designed shock shims are placed directly onto the shock shaft to simplify fine tuning of the chassis without disassembling the shock or even removing the shock from the chassis. Kits include a variety of shim designs and sizes for convenient tuning and set-up.



ALL64404

Size	Starter Kit	Standard Kit	Deluxe Kit
14mm	ALL64400	ALL64402	ALL64404
16mm	ALL64440	ALL64442	ALL64444

Starter Kit

Includes: U-Shaped Shims 1/16" (4 pcs), 1/8" (4 pcs) and 3/8" (2 pcs); Semi-Solid Shims 1/16" (4 pcs) and 1/8" (4 pcs).

Standard Kit

Includes: U-Shaped Shims 1/16" (12 pcs), 1/8" (12 pcs) and 3/8" (6 pcs); Semi-Solid Shims 1/16" (12 pcs) and 1/8" (12 pcs); 2-Piece Collar Shims 1/2" (2 pcs), 3/4" (2 pcs) and 1" (2 pcs); Storage Case.

Deluxe Kit

Includes: U-Shaped Shims 1/16" (12 pcs), 1/8" (24 pcs) and 3/8" (10 pcs); Semi-Solid Shims 1/16" (12 pcs) and 1/8" (24 pcs); 2-Piece Collar Shims 1/2" (6 pcs), 3/4" (6 pcs) and 1" (6 pcs); Storage Case.

Shock Shim Components

U-Shaped Shims - Designed for quick removal and installation into tight stacks and locations where twisting the shim into the stack is not an option or when the car is on the ground. Commonly used for fine tuning the suspension.



ALL64412

Semi-Solid Shims - Designed for quick removal, providing a secure installation that will not fall out yet requires 3/4" of space to install or remove. Typically installed when the vehicle is off the ground. Commonly used for fine tuning the suspension.



ALL64416

2-Piece Collar Shims - Designed to attach around the shaft of the shock and secure in place with a zip tie. Commonly used during initial set-up or to take up a large amount of travel.



ALL64420

Description	2-Pack	10-Pack	25-Pack
14mm (.550")			
U-Shaped Shim 1/16"	-	ALL64410	ALL64410-25
U-Shaped Shim 1/8"	-	ALL64412	ALL64412-25
U-Shaped Shim 3/8"	-	ALL64414	ALL64414-25
Semi-Solid Shim 1/16"	-	ALL64416	ALL64416-25
Semi-Solid Shim 1/8"	-	ALL64418	ALL64418-25
2-Piece Collar Shim Kit 1/2"	ALL64420	ALL64420-10	-
2-Piece Collar Shim Kit 3/4"	ALL64422	ALL64422-10	-
2-Piece Collar Shim Kit 1"	ALL64424	ALL64424-10	-
16mm (.630")			
U-Shaped Shim 1/16"	-	ALL64450	ALL64450-25
U-Shaped Shim 1/8"	-	ALL64452	ALL64452-25
U-Shaped Shim 3/8"	-	ALL64454	ALL64454-25
Semi-Solid Shim 1/16"	-	ALL64456	ALL64456-25
Semi-Solid Shim 1/8"	-	ALL64458	ALL64458-25
2-Piece Collar Shim Kit 1/2"	ALL64460	ALL64460-10	-
2-Piece Collar Shim Kit 3/4"	ALL64462	ALL64462-10	-
2-Piece Collar Shim Kit 1"	ALL64464	ALL64464-10	-



2.5" Coil-Over Kits

Kits include everything to assemble one complete shock. Slotted tops allow quick and easy spring changes. Kits are for 2-1/2" coil-over springs and are designed for use with 2" steel bodied shocks unless specified.



ALL64141

Shock	Kit Number	Replacement Top	Replacement 5" Sleeve	Replacement 7" Sleeve	Replacement Adjuster Nut
AFCO					
Kit With 7" Sleeve	ALL64141	ALL64170	ALL64160	ALL64161	ALL64180
Bilstein					
Kit With 7" Sleeve	ALL64143	ALL64171	ALL64162	ALL64163	ALL64180
Fox					
Kit With 7" Sleeve	ALL64130	ALL64177	-	ALL64164	ALL64180
Kit For Track Evolution Series With 7" Sleeve	ALL64131	ALL64177	-	ALL64165	ALL64180
Kit For Aluminum Threaded Body	ALL64132	ALL64177	-	-	-
Integra					
(Avenger) Kit With 7" Sleeve	ALL64158	-	-	-	ALL64180
Kit For Aluminum Threaded Body	ALL64157	-	-	-	-
JRI					
Kit With 7" Sleeve	ALL64136	ALL64178	-	ALL64169	ALL64180
Koni					
Kit With 5" Sleeve	ALL64146	ALL64173	ALL64162	ALL64163	ALL64180
Kit With 7" Sleeve	ALL64147	ALL64173	ALL64162	ALL64163	ALL64180
Penske					
Kit With 7" Sleeve	ALL64149	ALL64174	ALL64162	ALL64163	ALL64180
Pro					
Kit With 7" Sleeve	ALL64151	ALL64175	-	ALL64165	ALL64180
QA1					
(50 Series) Kit With 7" Sleeve	ALL64145	ALL64172	-	ALL64165	ALL64180
Kit For Aluminum Smooth Body w/7" Sleeve	ALL64154	ALL64172	-	ALL64167	ALL64180

Related Products

- ALL64182 2-1/5" C/O Diaper Pin
- ALL64183 Snap Ring Flat (Koni)
- ALL64184 Snap Ring Round
- ALL64186 Snap Ring (Fox)



ALL64182



ALL64183



ALL64184



ALL64186

5" Coil-Over Adapter

ALL64185

Aluminum adapter converts existing coil-over kit from a 2-1/2" spring to a 5" spring. Adapter inner hole I.D. is 2-1/2" to work with most coil-over sleeves. Sold each, two are typically required.



Spring Pre-Loader

Pre-loader allows use of a softer spring rate that is "pre-loaded" at ride height. The pre-loaded spring will have less rate increase as the suspension travels. For example, a 150 lb./in. spring can be pre-loaded to 400 lbs. at ride height, but still only increases at a rate of 150 lb./in. as suspension travels. The entire unit may also be exchanged with another unit with a different rate spring pre-installed to allow spring rate changes without affecting ride height. Commonly used on the rear coil-overs, pre-loader requires 3" I.D. spring, includes a thrust bearing set and fits most shocks. Note: Unit is typically installed with slotted inner half towards the shock body. Always check components for possible interference.



Spring Spacers



Spring spacers can be used with 2-1/2" coil-over springs or with coil-over kits and 5" adapter when extra spacing is needed.

- ALL64195 1" Spacer
- ALL64196 2" Spacer
- ALL64197 3" Spacer



Related Parts

- ALL11187 Pre-Loader Body Wrench
- ALL11188 Pre-Loader Nut Wrench



ALL11187

ALL11188

Thrust Bearing Kits

Bearing kits are placed between the coil spring and the adjuster nut to reduce friction when making adjustments. Kits are recommended for preloaded spring assemblies or when springs require adjustment while they are under pressure. Kits include one bearing and two races.



- ALL64210 2.5" Kit (2.5" I.D. x 3.25" O.D.)
- ALL64212 3" Kit (3.025" I.D. x 3.730" O.D.)
- ALL64214 5" Kit (4.150" I.D. x 5.045" O.D.)

Shock Protectors

Plastic shock protectors slide over aluminum threaded body shock to protect against wear from spring. Protector measures 6" from spring seat to end, has an I.D. that measures 2-1/4" and works with all 2-1/2" I.D. springs. Unit should just cover shock body and may need to be cut to specific length.



- ALL64200 Blue
- ALL64201 Black

Shock Protectors

Shock Protectors add extra protection from rocks and debris to your shock body. Plastic protector simply snaps onto your shock body. May need to be cut to length. Sold each.

- ALL64202 2" Standard Body Shocks
- ALL64203 1-5/8" Small Body Shocks



Shock Shaft Boot **ALL64198**

Rubber bellows style boot is 10" long, one end has an 1-1/4" opening while the other is 2". Easily add to most any non coil-over shock. **NEW!**

Shock And Pull Bar Covers

Neoprene covers help protect from rock damage and to keep components clean while preventing the competition from knowing your secrets. Hook-and-loop material allows easy cover removal for adjustments. 3" covers are often used for 2-1/2" and 3" coil-over shocks and small diameter upper links. 6" covers work well on 5" springs and pull bar applications.



- ALL64204 3" x 14"
- ALL64205 3" x 16"
- ALL64206 6" x 7"
- ALL64207 6" x 14"
- ALL64208 6" x 16"
- ALL64209 6" x 20"

Shock Eye Socket **ALL64255**

The ideal tool for shock rebuilders or anyone that disassembles shocks on a regular basis! Unique socket safely removes and installs the shock rod end without risk of damage to the spherical ball. Steel socket contacts the outer housing of 1/2" rod ends up to .640" wide and has a 1/2" drive for ratchet or impact use.



Shock Inflation Tool **ALL64260**

Shock inflation tool threads onto shock Schrader valves. Fill valve and 0-300 PSI gauge head independently rotate a full 360°, for easy filling and reading. Complete with built-in bleeder and includes a protective storage case.



Shock Workstations

The all-in-one shock workstations hold shock bodies in the upright position for ease of shaft removal or assembly and hold shock shafts vertical or horizontal for easier repairs or revalving. Workstations are constructed of aluminum, can be placed in a vise, and have 1/4" threaded holes for custom mounting.



- ALL64263 Single Shock Workstation **NEW!**
- ALL64264 Double Shock Workstation

Shock Workstation Base **ALL64267**

Steel base is helpful when mounting Allstar shock workstation (ALL64264) in a trailer or to a shop workbench. Mounting hardware included.



Shock Drip Cup **ALL64265**

No more messy oil soaked rags or shock oil dripping onto the workbench. Shock drip cup has a specially designed rubber seal that conforms to a broad range of shocks and holds cup in place. Fits 1-1/2" to 2-1/8" O.D. shock bodies.



- ALL99290 Replacement Drip Cup Seal

Shock Canister Mounts

At last, a shock canister mount that fits all common shock canisters. Aluminum construction mount is rubber padded to protect shock canister and increase holding strength. Adjustable quick release nylon strap will secure any shock canister from 1-1/2" to 3" in diameter.

- ALL64270 1-1/4" Tubing
- ALL64269 1-3/8" Tubing
- ALL64271 1-1/2" Tubing
- ALL64272 1-3/4" Tubing
- ALL64273 Flat Panel **NEW!**



Replacement Parts

- ALL99295 Release Pin
- ALL99296 Retainer Strap

ALL64270
ALL64273

Hydraulic 2-1/2" Coil-Over Spring Adjuster **ALL64220**

Weight jack assembly allows driver to adjust car handling while driving. Turning the adjustment knob will extend spring cup up to 7/8" to increase or decrease spring pressure. Assembly includes hydraulic ram, hydraulic pump with adjustment knob, 9' braided hose, and two washers for use with standard or threaded body shocks. Black anodized finish.



Replacement Part

ALL64222 O-Ring Kit For ALL64220

Coil-Over Eliminator **ALL64100**

Eliminator fits conventional 5" coil springs. Adjuster locks spring into place. Kit includes a threaded shaft, two spring plates, one adjuster, two rod ends and two jam nuts. Easily adjusted with ALL11146 wrench. Not to be used as a suspension limiting device, check maximum travel before use.



Shock Spacers

Steel spacers have a 1/2" I.D. and 3/4" O.D. and can be used in a variety of other locations.

Length	2-Pack	10-Pack
1/4"	ALL64280	ALL64280-10
1/2"	ALL64282	ALL64282-10
5/8"	ALL64283	ALL64283-10
3/4"	ALL64284	ALL64284-10



Shock Extensions

Steel extensions fasten directly to shock shaft for added suspension travel. Sold each.

M12-1.0 Thread (Bilstein)

ALL60096 1" Extension
ALL60097 2" Extension

7/16"-20 Thread (Fox)

ALL60098 1" Extension
ALL60099 2" Extension



Shock Racks

Shock rack holds four shocks with 2-1/2" springs and easily mounts to trailer, shop wall or pit cart. Rack is designed to hold shocks in place by pushing shock rod end or eye over the outer O-ring or alternatively, the outer O-ring may be removed to expose a predrilled hole for a hairpin clip such as ALL18442, sold separately.



ALL12211

ALL12212 Standard Rack
ALL12211 Adjustable Base Rack

Weld-On Shock Brackets

Weld-on shock brackets mount standard and coil-over shocks with 1/2" I.D. inner bushing or 1/2" rod end to chassis as well as many other uses. 1/8" thick mild steel brackets include 1/2" bolt, spacer and locknut.

Notched Tube Mount


Bracket is notched for 1-1/2" - 1-3/4" round tubing to create a gusset style mount that welds on three sides. Notched design positions the bracket perpendicular to the tubing at a 90 degree angle for straight mount and approximately a 75 degree angle for angled mounts.

Straight Mount



ALL60103 Short Single
ALL60104 Long Single
ALL60112 Long Two Position
ALL60113 Extra Long Three Position

Angle Mount



ALL60100 Left Hand Single
ALL60101 Right Hand Single

Round Tube Mount

Bracket welds parallel onto tubing. Typically mounted above or below tubing and includes 1/2" shock mounting hardware. Mounting positions are on 1" centers.



ALL60107 Single
ALL60114 Two Position
ALL60115 Three Position

Flat Mount

Bracket mounts to a flat surface or square tubing.

ALL60106 Single



ALL60106

Related Parts

ALL99100 Replacement bolt, locknut, and bushing
ALL99101 Replacement bushing only

Upper Coil-Over Shock Mount Kit

ALL60230

Weld-in kit provides a mounting point for rear coil-over shock mounts in tube, boxed or stock frames with up to 48" between frame rails. Great for drag racing and street applications, kit includes a 48" long, .120" wall x 1-1/2" mild steel tube, reinforced mounting tabs, 2" x 3" end plates and 1/2" hardware.



Clamp-On Shock Brackets

Clamp-on shock brackets mount standard and coil-over shocks with 1/2" I.D. inner bushings to round tubing without welding. Easily add additional mount or pivot mount when experimenting or trying different set-ups. Standard brackets position the shock approximately 1" below the chassis tubing. Drop mount brackets position the shock approximately 2-1/2" below the chassis tubing. Brackets include mounting hardware with nylock locking nuts.



Clamp-On

ALL60220 1-3/4"
ALL60221 1-1/2"
ALL60222 1-1/4"

Drop Mount Clamp-On

ALL60224 1-3/4"
ALL60225 1-1/2"

1/2" Rod End Mount ALL60073

3/16" thick steel mount with 1/2" holes accepts rod ends up to 5/8" wide. Mount is 1-5/8" tall overall.



Steel Shock Quick Pins

Steel shock quick pins allow coil-over shocks to be quickly serviced or changed. ALL60108 will work with Allstar coil-over brackets, eliminating the need for a separate bushing. ALL60109 is commonly used on non-bushing type brackets, but can be used with Allstar brackets along with bushing. Shock quick pins are 2-1/2" long and include a hairpin.

ALL60108..... Shock Quick Pin With Shoulder
ALL60109..... Shock Quick Pin Without Shoulder
ALL18442 1-5/8" Replacement Hairpins, 2-Pack



Titanium Shock Quick Pins

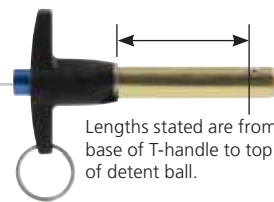
Titanium shock quick pins allow coil-over shocks to be quickly serviced or changed. ALL17120 has a long shoulder and will work with Allstar coil-over brackets, eliminating the need for a separate bushing. ALL17121 is commonly used on non-bushing type brackets, but can be used with Allstar brackets along with bushing. Shock quick pins are 2-1/2" long and include a hairpin.

ALL17120..... Quick Pin With Shoulder
ALL17121 Quick Pin Without Shoulder



Quick Release T-Handle Pins

Positive lock quick release pins hold tightly in place until the handle button is depressed, allowing the pin to be inserted or removed into or out of a hole with ease. Handles are made from 380 die cast aluminum, shanks are made from 4130 steel. Each pin is equipped with a stainless steel split ring, allowing the option to attach a cable assembly.



ALL60300..... 1/4" x 1"	ALL60314..... 3/8" x 3"
ALL60301..... 1/4" x 1-1/2"	ALL60318..... 1/2" x 2"
ALL60302..... 1/4" x 2"	ALL60320..... 1/2" x 2-1/2"
ALL60304..... 5/16" x 1"	ALL60322..... 1/2" x 3"
ALL60306..... 5/16" x 2"	ALL60324..... 1/2" x 3-1/2"
ALL60308..... 5/16" x 3"	ALL60326..... 5/8" x 2"
ALL60310..... 3/8" x 1"	ALL60328..... 5/8" x 2-1/2"
ALL60312..... 3/8" x 2"	ALL60330..... 5/8" x 3"

Quick Pin Lock Collar

Steel lock collar provides a positive lock for quick release pins. Black coated collar with button head machine screw allows attachment of a securing device, like an Allstar lanyard (ALL18461 or ALL18463).



ALL60335

ALL60335..... 1/2" Collar With 10-32 Screw
ALL60336..... 5/8" Collar With 1/4"-28 Screw



Track Bar Locator Brackets

Track bar locator brackets are an ideal bolt-on mounting point for rod ends commonly found on Panhard bars, track bars or rear axle housing track locators. For use with 1/2" diameter rod ends. Available with a 5/8" or 3/4" bracket mounting hole.



ALL60079..... 5/8" Hole, 1" Gap
ALL60089..... 3/4" Hole, 1-3/16" Gap

Smart Tool ALL10113

Ensure that chassis tubing is level and plumb when building roll cages or checking driveshaft angles. Also works on trailing arms and suspension tubes when used with ALL10740 Smart Tool Tray. A "hold" button freezes and unfreezes readings which can be displayed as degrees, percentages, or in./ft. at the push of a button. Plus and minus signs indicate when pitch is more or less than that shown on the display. Pitch reads in 1/8 in./ft. increments. Level emits a "beep" at level and plumb. The tool shuts off automatically if idle for more than six minutes. Powered by a standard 9 volt battery.





Panhard Bars

Panhard bars are formed from 1.250" tubing with 3/4"-16 threads in each end. For use with 3/4" RH rod ends and clamp-on brackets (ALL60180 or ALL60181). Center-to-center length reference is figured including rod ends. Rod ends sold separately.

- ALL56146 29" Center-To-Center
- ALL56147 30-1/2" Center-To-Center
- ALL56148 32-3/4" Center-To-Center

Cut-To-Fit J-Bar Style Panhard Bars

Cut-to-fit bar is an unwelded kit that allows building a custom length J-Bar with up to a 27" long center-to-center distance, enough to work with most chassis. Bar is formed from .250" wall, 1-1/2" dia. steel tubing, has a 4" drop, includes a threaded insert and rod ends.

- ALL56141 Bar With Standard Rod Ends
- ALL56142 Bar With Aircraft Rod Ends
- ALL56143 Replacement 3/4"-16 Insert



Adjustable J-Bar Style Panhard Bars

Bars are formed from 1-1/2" steel tubing and mount to the pinion rather than the axle tube to maintain adequate driveshaft clearance. J-bars have 3/4" rods ends and allow up to 2" of adjustment.

Part No.	Drop	Description
ALL56155	4"	17-1/2"-19-1/2", 6.2 Lbs.
ALL56156	4"	19-1/2"-21-1/2", 6.2 Lbs.
ALL56153	6"	17-1/2"-19-1/2", 6.7 Lbs.
ALL56154	6"	19-1/2"-21-1/2", 7.0 Lbs.

Replacement Parts

- ALL99050..... Replacement Threaded Adjuster
- ALL99052..... Adjuster Nut
- ALL58072 3/4" Male Moly Rod End

Adjustable Panhard Bar Wrench ALL11192

Wrench is designed to work with adjustable Panhard bars with 1-3/8" adjusters. Shorter than a standard wrench, this wrench is convenient for making adjustments in tight areas.



Jonathan Davenport

Photo: Jim DenHamer

Panhard Bar Spacers

Spaces Panhard bar away from rear mounted power steering, brackets, etc. Aluminum or steel. 3/4" I.D.

- ALL56144Aluminum
- ALL56145 Steel



Heavy Duty 3/4" Chrome Moly Rod Ends

Heavy duty or often referred to as "Aircraft Style", these 4130 chrome moly rod ends have larger bodies, making them thirty percent stronger than standard 3/4" rod ends. These rod ends are commonly used on Panhard bars and lower strut rods.

- ALL99314 RH Male, 3/4" x 3/4"-16
- ALL99315 RH Female, 3/4" x 3/4"-16



Panhard Bar/Third Link Brackets

Brackets have a built-in arch for adjustment of the Panhard bar or third link angle without changing the length of the arm. Brackets are 1/8" thick. Sold as a pair.

- ALL60162... 6-Hole Brackets With 1/2" Holes
- ALL60163... 6-Hole Brackets With 5/8" Holes
- ALL60165... 6-Hole Brackets With 3/4" Holes
- ALL60167... 5-Hole Brackets With 3/4" Holes



Weld-On Panhard Bar Bracket ALL60168

Bracket is made from 1/4" steel and has six 3/4" mount holes for Panhard bar. Measures 8-1/2" tall by 2" wide.



Ricky LaDuke

Photo: RW Motorsports



CJ Leary

Photo: JohnnyB Imagery

Clamp-On Panhard Bar Brackets

Adjustable steel or aluminum brackets clamp to square tubing, providing multiple Panhard bar mounting locations. Brackets are tapped for 3/4"-10 bolts. Steel brackets have outer holes 5" apart. Aluminum brackets have outer holes 5.5" apart. Hole measurements are center-to-center.



ALL60240

ALL60245

Steel Brackets

ALL60240..... For 2" x 2" Tubing
 ALL60244..... For 1-1/2" x 1-1/2" Tubing

Aluminum Brackets

ALL60243..... Straight, 2.5 Lbs., For 2" x 2" Tubing
 ALL60245..... Angled, 2.0 Lbs., For 2" x 2" Tubing

Aluminum Radiused Climbing Style Frame Mount Panhard Bar Brackets

Easily adjust your Panhard bar with only one wrench! Climbing style adjuster allows any amount of adjustment without having to remove or realign any spacer/tabs. Features radiused slot so you don't have to re-square the rear end after adjustments. Aluminum brackets fit 2" x 2" tubing.



ALL60247

ALL60246..... Inside/Outside Mounting (Most modifieds and GRT)
 ALL60247..... Center/Inside Mounting (Mastersbilt, Barry Wright, Hughes)
 ALL60248..... Outside /Center Mounting (Rocket)
 ALL60249..... Center Mounting

Steel Radiused Climbing Style Frame Mount Panhard Bar Brackets

Steel climbing style adjuster mounts to chassis square tubing and permits Panhard/J-bar adjustment without removing or realigning spacers or tabs found on other mounts. Radiused slot eliminates the need to re-square the rear end after adjustments.



ALL60237

ALL60239

ALL60236..... For 1-1/2" Tubing, Center Mounting
 ALL60238..... For 1-1/2" Tubing, Inside and Outside Mounting
 ALL60237..... For 2" Tubing, Center Mounting
 ALL60239..... For 2" Tubing, Inside and Outside Mounting

Internal Screw Style Panhard Bar Adjusters ALL56152

A screw bolt style adjuster is welded inside of the tube. When welded in place of current mount, Panhard bar can be easily adjusted by turning the screw bolt. Attach Panhard bar to this adjuster with ALL60183 Clevis (not included). Rear Panhard mount, 21" tall with 3" of Adjustment.



Aluminum Panhard Bar Clevis

Aluminum clevis clamps around a chassis tube and connects to the 3/4" rod end on the long end of a J-bar style Panhard bar. After loosening the two Allen bolts, the clamp may be slid up or down on the chassis tube to adjust the bar and change roll center.




ALL60183

ALL60182..... 1-1/2" I.D.
 ALL60183..... 1-3/4" I.D.

Remote Adjustable Panhard Bar Mounts

Easily adjusted on frame side of Panhard bar, mount has a threaded shaft and fastens to 1-3/4" diameter tubing. Standard mount kit has 2" of adjustment, drop mount kit has 5" of adjustment. Each turn of the shaft moves mount .100". Extension rod may be mounted in rear window or decking for quick, easy adjustments from outside of the car. Mounting hardware and a 3/4" Panhard bar bolt are included.



ALL60270..... Standard Mount Kit
 ALL60273..... Drop Mount Kit

Replacement Items:

ALL60272 Extension Rod With Bushing For ALL60270/ALL60273
 ALL60274..... Flange Bearing

ALL60270 ALL60273




Travis Sauter

Photo: Stan Kalwasinski

Quick Change 5-Hole Panhard Bar Bracket **ALL60170**

Bracket mounts to all standard quick change rear ends with six bolts. Made of 1/2" thick steel, bracket has five 3/4" Panhard bar mounting holes for up to 5" of adjustment.



Quick Change Panhard Bar Bracket **ALL60275**

Replaces the front seal plate/bearing retainer on most quick changes to add 4" of adjustment. Includes yoke seal, O-ring, spacers and 3/4" lock nut.



Replacement Parts

- ALL99112 Stud
- ALL99113 Large Spacer
- ALL99114 Small Spacer
- ALL99115 O-Ring



Quick Change Panhard Bar Bracket **ALL60280**

Bracket has arched, serrated slots for easy adjustment. Designed by Scott Bloomquist.



Replacement Part

- ALL60282 Replacement Bolt And Spacers

Quick Change Panhard Bar Bracket **ALL60171**

Double slotted aluminum pinion mount bolts directly to quick change center section for use with a straight bar or Panhard bar. Both slots have serrations and mount includes seal, O-ring, tapered spacer and tanged washer. Anodized black.



Replacement Parts

- ALL99110 Tanged Washer
- ALL99111 Tapered Spacer



Quick Change Pinion Mount Panhard Bar Brackets

Pinion mounted brackets have a cam style adjuster for quick and easy setup of the Panhard or J-bar. Single cam adjuster features a cog style adjuster nut and threaded back nut that slides with adjuster for easy single wrench adjustment. Double cam adjuster has cog style front and rear adjusters that are keyed together for smooth adjustments. Aluminum mounts replace the front pinion plate on most quick change rear ends and the steel mount is used with the original pinion plate. Radiused mounting slots eliminate the need to adjust J-bar or Panhard bar length.



ALL60285



ALL60287



ALL60289

ALL60285 Aluminum Bracket, Single Sided, Single Cam

ALL60286 Aluminum Bracket, Double Sided, Single Cam

ALL60287 Single Sided Steel, Double Cam*

ALL60288 Aluminum Bracket, Single Sided, Double Cam

ALL60289 Aluminum Bracket, Double Sided, Double Cam

*Steel bracket designed for use with original or factory pinion plate

Climbing Pinion Cover Plate Kit **ALL72078**

Kit includes a 2-piece cover and mounting hardware to reduce mud build-up in the machined pocket area of Allstar aluminum pinion mount Panhard bar brackets.



Quick Change Bracket **ALL60181**

ALL60181

Clamp-on bracket mounts on left side tube of quick change to connect Panhard bar. Change roll center height by loosening clamp and pivoting bracket up or down. Measures 11-3/4" from housing to end of bracket, 3/4"-16 threads. Grade 5 hardware with Nyloc nuts included.



Ford 9" Panhard Bar Bracket **ALL60180**

ALL60180

Bracket connects Panhard bar to Ford 9" axle housing with 3" O.D. axle tubes. Roll center height can be changed by loosening clamp and pivoting bracket up or down. Measures 7-3/4" from housing to end of bracket, 3/4"-16 threads. Grade 5 hardware with Nyloc nuts included.



Double-Sided Ford 9" Panhard Bar Brackets



ALL60173



ALL60175

Double-sided brackets are made of 1/2" steel and accept a right- or left-hand Panhard bar without alteration. Standard thread (3/4"-16") or 3/4" slotted type.

- ALL60173 Slotted Double-Sided
- ALL60175 Threaded Double-Sided
- ALL99040 Replacement Spacer For ALL60173

Ford 9" Panhard Bar Brackets

Ford center section brackets are 1/2" thick steel or aluminum. Each has four 3/4"-16 mount holes to provide 3-3/8" of adjustment.

- ALL60176 Steel Bracket
- ALL60177 Aluminum Bracket



Adjustable Panhard Bar Mounting Bracket ALL60185

Bracket welds onto the rear of a 3" steel axle tube to mount a Panhard bar behind the axle housing. A machined 6" slot with a sliding retainer nut makes it possible to change roll center by adjusting Panhard bar angle with only one wrench. Bracket includes a 3" x 3/4"-10 bolt, two 5/16" wide spacers and a flat washer.



Ford 9" Upper Link Brackets ALL60157

Brackets are designed to weld to most Ford 9" style center sections. Steel brackets are 3/16" thick and provide multiple mounting locations for 90/10 shock, upper link, third link or pull bar. Sold as a set.



Ford 9" Upper Link Brackets

Ford 9" housing brackets provide a mounting point for upper link. Weld-on brackets fit standard steel Ford housings.

- ALL60160... 1" Dia. Holes, Sold In Pairs
- ALL60161 ... 1" Dia. Holes, One Required
- ALL60166... 3/4" Dia. Holes, Set Of 2



ALL60160



ALL60161



ALL60166

Quick Change Upper Link Brackets

ALL60154

Bracket attaches to top of quick change and accepts upper link. Aluminum bracket is 1/4" thick, gold anodized and has a 3/4" x 4-1/2" slot for quick adjustment. Sold in pairs.



ALL60152

1/4" thick aluminum bracket with 3/4" x 3" slot bolts to top of quick change to accept upper link. Sold in pairs.




ALL60150

Bracket attaches to top of quick change and accepts upper link. Steel bracket has three 3/4" holes, 3" to the rear for forward traction. Sold in pairs.



ALL60156

Bracket attaches to top of most quick change rear end center section. Steel bracket is 3/16" thick and provides multiple mounting locations for 90/10 shock, upper link, third link or pull bar. Sold in pairs.



Upper Link Spacer Kits

Kits with multiple spacers allow the top link to be positioned wherever needed between brackets. Spacers have a 3/4" I.D. hole. Kits include bolt, nut and spacers.



- ALL60148..... Spacer Kit With Steel Spacers
- ALL60158..... Spacer Kit With Aluminum Spacers

Upper Link Chassis Brackets

Weld-on brackets have curved 3/4" slots to maintain pinion angle as the 3rd link is raised or lowered.

Both brackets are notched for 1-3/4" round tubing and are 3/16" thick.



ALL60065



ALL60066

- ALL60065..... Short
- ALL60066..... Long

Poly Bushings

Poly bushings are designed for racing and work great in pull bars (torque links) and bump stops. Bushings' progressive rate start softly and quickly "ramp up." Bushings provide excellent performance when loaded, offering good abrasion and solvent resistance. Sold each.




ALL56374

Part No.	Color	Hardness	O.D.	I.D.	Height
ALL56369	Green	50	2.25"	.75"	1.06"
ALL56370	Purple	60	2.25"	.75"	1.06"
ALL56372	Yellow	75	2.25"	.75"	1.06"
ALL56373	Blue	80	2.25"	.75"	1.06"
ALL56374	Red	87	2.25"	.75"	1.06"
ALL56375	Orange	55	3.375"	.75"	2.50"
ALL56376	Yellow	75	3.375"	.75"	2.50"
ALL56378	Blue	80	3.375"	.75"	2.50"
ALL56379	Red	87	3.375"	.75"	2.50"

Bushing Washers

Required between poly bushings when stacking for optimum performance.




ALL99178 Steel Washer For 2-1/4" Bushings

ALL99179 Aluminum Washer For 2-1/4" Bushings

Third Link Assembly Without Bushings ALL56390

Designed to increase traction to rear tires, third link assembly uses interchangeable polyurethane bushings (sold separately, two required) to absorb energy under acceleration and braking. Bushings can be quickly changed to adjust to changing track conditions. Assembly is 2-1/4" wide x 3" tall and has a 3/4"-16 RH chrome moly stud for attaching a suspension tube. 3/4" I.D. inner steel bushings are stepped to keep link centered in poly bushings. A good starting point is a 70 durometer acceleration bushing and 90 durometer brake bushing.



ALL56391 Half Bushing Green, 50 Durometer

ALL56392 Half Bushing Orange, 60 Durometer

ALL56393 Half Bushing Yellow, 70 Durometer

ALL56394 Half Bushing Blue, 80 Durometer

ALL56395 Half Bushing Red, 90 Durometer

Rubber Bushings

Bushings absorb torque from rear end and may also be used as replacement in other applications. Sold each.



ALL56161

ALL56162

ALL56161 3" O.D., 1-1/2" Tall, 5/16" Shoulder

ALL56162 3" O.D., 1-1/2" Tall, No Shoulder

Torque Absorber ALL56165

Steel torque absorber may be used as the upper third link, right rear trailing arm or Panhard bar to increase traction. Measures 7-1/2" between jam nuts and 10-3/8" end to end. Accepts 3/4" rod ends or suspension tubes.



Upper Third Links

Aluminum spring-loaded torque absorbers replace the upper solid link on the rear suspension for extra traction off the corner. Order 3/4" rod ends separately.



ALL56169 Unit With 1,000 Lb. Red Spring
ALL56171 Unit With 1,600 Lb. Gold Spring

90/10 Shock Brackets ALL60026

Brackets weld to the chassis to mount a shock between the chassis and the differential to control "unloading" during deceleration of hard braking. 1/8" thick steel brackets fit 1-1/2" dia. tubing and have four 1/2" holes spaced 1" apart. Sold in pairs.



90/10 Spacer Kits

Kits with multiple spacers allow positioning of the 90/10 shock whenever needed between brackets. Spacers have a .500" I.D. hole. Kits include bolt, nut and spacers.



ALL60149 Spacer Kit With Steel Spacers

ALL60159 Spacer Kit With Aluminum Spacers

Shock And Pull Bar Covers

Neoprene covers help protect from rock damage and keep components clean while preventing the competition from knowing your secrets. Hook-and-loop material allows easy cover removal for adjustments. 3" covers are often used for 2.5" and 3" coil-over shocks and small diameter upper links. 6" covers work well on 5" springs and pull bar applications.



ALL64204 3" x 14"

ALL64205 3" x 16"

ALL64206 6" x 7"

ALL64207 6" x 14"


ALL64208 6" x 16"

ALL64209 6" x 20"




Spring/Bushing Style Pull Bar (Dual Shaft) **ALL56368**

Torque link uses a coil spring to absorb engine torque and increase traction to rear tires. The dual shaft design allows engine torque and brake bushings to be adjusted separately. Unit comes with two purple (60 durometer) engine torque bushings and one red (87 durometer) brake bushing. Other bushings are available for additional tuning options. Unit requires a 5" O.D. x 6-5/8" or 7" tall coil spring, sold separately. Unit is 17" long overall and most commonly used with two 3/4"-16 rods ends (1-RH Female and 1-LH Male) and a 3/4" suspension tube. Subtract 20" from center-to-center of the chassis mounting distance to determine required tube length. 9.3 lbs. without spring.



Roller Bearing Pull Bar **ALL56158**

Heavy duty spring style pull bar uses a coil spring to absorb engine torque and increase traction to rear tires. Internal roller bearings provide smooth operation and help prevent binding. Unit requires a 5" O.D. x 6-5/8" or 7" tall coil spring, sold separately. Unit is 18-1/2" long overall and most commonly used with a 3/4"-16 LH rod end and a 3/4" suspension tube. Subtract 18-1/2" from center-to-center of the chassis mounting distance to determine required tube length.




Replacement Parts

ALL56162 Rubber Bushing

Spring/Bushing Style Pull Bar (Single Shaft) **ALL56366**

Torque link uses a combination of coil spring and poly bushings to absorb engine torque and increase traction to rear tires. Ideal for the experienced driver and a car with radical suspension travel. Torque link comes standard with two yellow (75 durometer) poly bushings on the engine torque side and a single red (87 durometer) poly brake bushing. Other bushings are available for additional tuning options. Unit requires a 5" O.D. x 6-5/8" or 7" tall coil spring, sold separately. Unit is 16" long overall and most commonly used with two 3/4"-16 rod ends (1-RH Male and 1-LH Male) and a 3/4" suspension tube. Subtract 19" from center-to-center of the chassis mounting distance to determine required tube length. 8.5 lbs. without spring.




Bushing Style Pull Bar (Single Shaft) **ALL56364**

Torque link uses energy absorbing polyurethane bushings to absorb engine torque and increase traction to rear tires. Includes two blue (80 durometer) poly bushings on the engine torque side and a single red (87 durometer) poly brake bushing. These durometers work well for a majority of racers, especially those running open class mods such as UMP and USMTC cars. Other bushings are available for unlimited tuning options. Unit is 15-1/2" long overall and most commonly used with two 3/4"-16 rod ends (1-RH Male and 1-LH Male) and a 3/4" suspension tube. Subtract 18-1/2" from center-to-center of the chassis mounting distance to determine required tube length. 9.23 lbs.




Spring Style Pull Bar (Dual Shaft) **ALL56367**

Torque link uses a coil spring to absorb engine torque and increase traction to rear tires. The dual shaft design allows engine torque and brake bushings to be adjusted separately. A single red (87 durometer) poly bushing is included. Other bushings are available for additional tuning options. Unit requires a 5" O.D. x 6-5/8" or 7" tall coil spring, sold separately. Unit is 18-1/2" long overall and most commonly used with two 3/4"-16 rods ends (1-RH Female and 1-LH Male) and a 3/4" suspension tube. Subtract 21-1/2" from center-to-center of the chassis mounting distance to determine required tube length. 8.5 lbs. without spring.



Bushing Style Pull Bar (Dual Shaft) **ALL56363**

Torque link utilizes energy absorbing polyurethane bushings to absorb engine torque and increase traction to rear tires. Includes one orange (55 durometer), one purple (60 durometer) and one blue (80 durometer) poly bushing on the engine torque side. This bushing combination works similar to a progressive spring; the softer bushings collapse at a faster rate than the harder bushings until the unit is solely working on the hardest bushing. A single red (87 durometer) poly brake bushing is also included. The dual shaft design allows engine torque and brake bushings to be adjusted separately. Unit is 17" long overall. Subtract 20" from center-to-center of the chassis mounting distance to determine required tube length. 10.8 lbs.





Steel Suspension Tubes

Swaged D.O.M. tubes are black zinc coated.

3/4" O.D. tubes are .065" thick.

7/8" O.D. tubes are .083" thick.

1" O.D. tubes are .095" thick.



Length	1/2" Thread 3/4" O.D.	5/8" Thread 7/8" O.D.	3/4" Thread 1" O.D.
4"	ALL57052	ALL57152	-
4-1/2"	-	ALL57153	-
5"	ALL57054	ALL57154	ALL57254
5-1/2"	-	ALL57155	-
6"	ALL57056	ALL57156	ALL57256
6-1/2"	-	ALL57157	-
7"	ALL57058	ALL57158	ALL57258
7-1/2"	-	ALL57159	-
8"	ALL57060	ALL57160	ALL57260
8-1/2"	-	ALL57161	-
9"	ALL57062	ALL57162	ALL57262
10"	ALL57064	ALL57164	ALL57264
11"	ALL57066	ALL57166	ALL57266
11-1/2"	-	ALL57167	-
12"	ALL57068	ALL57168	ALL57268
12-1/2"	-	ALL57169	-
13"	ALL57070	ALL57170	ALL57270
13-1/2"	-	ALL57171	-
14"	ALL57072	ALL57172	ALL57272
14-1/2"	-	ALL57173	-
15"	ALL57074	ALL57174	ALL57274
15-1/2"	-	ALL57175	-
16"	ALL57076	ALL57176	ALL57276
17"	ALL57078	ALL57178	ALL57278
18"	ALL57080	ALL57180	ALL57280
19"	ALL57082	ALL57182	ALL57282
20"	ALL57084	ALL57184	ALL57284
21"	ALL57086	-	ALL57286
22"	ALL57088	-	ALL57288
23"	ALL57090	-	ALL57290
24"	ALL57092	-	ALL57292
25"	ALL57094	-	ALL57294
26"	ALL57096	-	-
27"	ALL57098	-	-
28"	ALL57099	-	-

Bent Steel Suspension Tubes

Bent tubes work in place of standard suspension tubes for additional clearance around suspension components. Tubes are constructed of .160" wall tubing with 5/8"-18LH threads on the straight 7/8" O.D. steel end and 5/8"-18RH threads on the curved end.



ALL57008..... 10" Long	ALL57018..... 15" Long
ALL57010 11" Long	ALL57019..... 15-1/2" Long
ALL57012 12" Long	ALL57020..... 16" Long
ALL57013 12-1/2" Long	ALL57021..... 16-1/2" Long
ALL57014 13" Long	ALL57022..... 17" Long
ALL57015 13-1/2" Long	ALL57024..... 18" Long
ALL57016 14" Long	ALL57026..... 19" Long
ALL57017 14-1/2" Long	ALL57028..... 20" Long

Threaded Tubing Ends

Chrome moly 4130 steel tubing ends are ideal for building custom length suspension tubes. Available in RH and LH threads.



Thread Size	Tube End Tubing Size	Tube End Insert O.D.	Tube End	
			RH Part No.	LH Part No.
10-32	3/8" x .058"	.259"	ALL22500	-
5/16"-24	1/2" x .058"	.384"	ALL22504	-
3/8"-24	5/8" x .058"	.509"	ALL22508	ALL22509
3/8"-24	3/4" x .058"	.634"	ALL22512	ALL22513
1/2"-20	7/8" x .058"	.759"	ALL22518	ALL22519
1/2"-20	1" x .058"	.884"	ALL22522	ALL22523
1/2"-20	1" x .065"	.870"	ALL22526	ALL22527
1/2"-20	1-1/8" x .058"	1.00"	ALL22530	ALL22531
5/8"-18	1" x .058"	.884"	ALL22534	ALL22535
5/8"-18	1" x .095"	.810"	ALL22538	ALL22539
5/8"-18	1-1/4" x .095"	1.060"	ALL22542	ALL22543 [†]
5/8"-18	1-1/4" x .120"	1.010"	ALL22546	ALL22547 [†]
3/4"-16	1-1/4" x .065"	1.120"	ALL22548	ALL22549 [†]
3/4"-16	1-1/4" x .095"	1.060"	ALL22550	ALL22551 [†]
3/4"-16	1-1/4" x .120"	1.010"	ALL22554	ALL22555 [†]
3/4"-16	1-3/8" x .095"	1.185"	ALL22558	ALL22559 [†]

[†]Tube end has built-in hex for adjusting.

Heavy Duty 5/8" Suspension Tubes

Heavy duty tubes are built from .160" wall x 7/8" O.D.

1026 DOM mild steel tubing and have 5/8"-18 LH/RH threads.



ALL57350..... 8" Long	ALL57364 15" Long
ALL57352 9" Long	ALL57366 16" Long
ALL57354..... 10" Long	ALL57368 17" Long
ALL57356..... 11" Long	ALL57370..... 18" Long
ALL57358..... 12" Long	ALL57372..... 19" Long
ALL57360..... 13" Long	ALL57374..... 20" Long
ALL57362..... 14" Long	

Smart Tool ALL10113

Ensure that chassis tubing is level and plumb when building roll cages or checking driveshaft angles. Powered by a standard 9 volt battery.



Smart Tool Tray ALL10740

Aluminum tray is a nice addition when using Smart Tool on 7/8" and 1" O.D. trailing arms or suspension tubes. Plastic clips allow tray to snap to tube when in tight areas. A bubble level helps provide accurate readings.



Aluminum Hex Suspension Tubes

Used in steering and suspension systems, hex tubes are easy to install and easy to adjust. Available in 7/8" hex with 5/8" threads tapped RH and LH, and 1-1/8" hex with 3/4" threads tapped RH and LH, tubes are black anodized for appearance and corrosion resistance. 6061-T6 material.



Length	5/8" Thread	3/4" Thread	Length	5/8" Thread	3/4" Thread
3"	-	ALL56703	21"	ALL56621	ALL56721
4"	-	ALL56704	22"	ALL56622	ALL56722
5"	-	ALL56705	23"	-	ALL56723
6"	-	ALL56706	24"	-	ALL56724
7"	ALL56607	ALL56707	25"	-	ALL56725
8"	ALL56608	ALL56708	26"	-	ALL56726
9"	ALL56609	ALL56709	27"	-	ALL56727
10"	ALL56610	ALL56710	28"	-	ALL56728
11"	ALL56611	ALL56711	29"	-	ALL56729
12"	ALL56612	ALL56712	30"	-	ALL56730
13"	ALL56613	ALL56713	32"	-	ALL56732
14"	ALL56614	ALL56714	34"	-	ALL56734
15"	ALL56615	ALL56715	36"	-	ALL56736
16"	ALL56616	ALL56716	38"	-	ALL56738
17"	ALL56617	ALL56717	40"	-	ALL56740
18"	ALL56618	ALL56718	42"	-	ALL56742
19"	ALL56619	ALL56719	44"	-	ALL56744
20"	ALL56620	ALL56720			

Unthreaded 72" Hex Suspension Tubes

ALL56672..... 72" x 7/8" Hex For 5/8" Rod Ends
 ALL56772..... 72" x 1-1/8" Hex For 3/4" Rod Ends

Aluminum Suspension Tubes

Clear anodized tubes have a machined wrench flat on one end for ease of adjustment. Tubes have .156" wall thickness, are available in two diameters and a variety of lengths. The 56400 series tubes are 7/8" in diameter and both ends are tapped 5/8", one RH and LH. The 56500 series tubes are 1" in diameter and both ends are tapped 3/4", one RH and one LH. 6061-T6 aluminum.



Length	5/8" Thread	3/4" Thread	Length	5/8" Thread	3/4" Thread
5"	ALL56405	ALL56505	18"	ALL56418	ALL56518
6"	ALL56406	ALL56506	19"	ALL56419	ALL56519
7"	ALL56407	ALL56507	20"	ALL56420	ALL56520
8"	ALL56408	ALL56508	21"	ALL56421	ALL56521
9"	ALL56409	ALL56509	22"	ALL56422	ALL56522
10"	ALL56410	ALL56510	23"	-	ALL56523
11"	ALL56411	ALL56511	24"	-	ALL56524
12"	ALL56412	ALL56512	25"	-	ALL56525
13"	ALL56413	ALL56513	26"	-	ALL56526
14"	ALL56414	ALL56514	27"	-	ALL56527
15"	ALL56415	ALL56515	28"	-	ALL56528
16"	ALL56416	ALL56516	29"	-	ALL56529
17"	ALL56417	ALL56517	30"	-	ALL56530

Unthreaded 72" Suspension Tubes

72" long 6061-T6 aluminum tubes have a .156" wall.
 ALL56472..... 7/8" O.D. Tube For 5/8" Rod Ends
 ALL56572..... 1" O.D. Tube For 3/4" Rod Ends

Aluminum Suspension Tubes

Swaged 1-1/8" O.D. tubes are built from .156" wall tubing and have 5/8" RH and LH threads.



Length	5/8" Thread Black Anodized	5/8" Thread Polished Aluminum
10"	ALL56806-10	ALL56807-10
11"	ALL56806-11	ALL56807-11
12"	ALL56806-12	ALL56807-12
12-1/2"	ALL56806-125	ALL56807-125
13"	ALL56806-13	ALL56807-13
13-1/2"	ALL56806-135	ALL56807-135
14"	ALL56806-14	ALL56807-14
14-1/2"	ALL56806-145	ALL56807-145
15"	ALL56806-15	ALL56807-15
16"	ALL56806-16	ALL56807-16
17"	ALL56806-17	ALL56807-17
18"	ALL56806-18	ALL56807-18
18-1/2"	ALL56806-185	ALL56807-185
19"	ALL56806-19	ALL56807-19
19-1/2"	ALL56806-195	ALL56807-195
20"	ALL56806-20	ALL56807-20
20-1/2"	ALL56806-205	ALL56807-205
21"	ALL56806-21	ALL56807-21
21-1/2"	ALL56806-215	ALL56807-215
22"	ALL56806-22	ALL56807-22
22-1/2"	ALL56806-225	ALL56807-225
23"	ALL56806-23	ALL56807-23
23-1/2"	ALL56806-235	ALL56807-235
24"	ALL56806-24	ALL56807-24
24-1/2"	ALL56806-245	ALL56807-245



Dan Ballard

Photo: Mike Kalling



Jason Feger

Photo: JohnnyB Imagery



Rod Ends

Two-piece spherical rod ends have a pivoting steel ball and are sold each.



Bore x Thread	RH Male	LH Male	RH Female	Strength
Standard Series Steel				
1/4" x 1/4"-28	ALL58004	ALL58014	ALL58034	2,835 Lbs
5/16" x 5/16"-24	ALL58005	ALL58015	ALL58035	4,517 Lbs
3/8" x 3/8"-24	ALL58006	ALL58016	ALL58036	6,323 Lbs
1/2" x 1/2"-20	ALL58008	ALL58018	ALL58038	10,046 Lbs
5/8" x 5/8"-18	ALL58010	ALL58020	ALL58040	15,488 Lbs
3/4" x 3/4"-16	ALL58012	ALL58022	ALL58042	15,894 Lbs
3/4" x 3/4"-16‡	ALL58013‡	-	-	15,894 Lbs
Pro Series Steel (Moly) - Black				
1/2" x 1/2"-20	ALL58058	ALL58068	-	17,000 Lbs
1/2" x 5/8"-18	ALL58059	ALL58069	-	19,300 Lbs
5/8" x 5/8"-18	ALL58060	ALL58070	-	18,000 Lbs
3/4" x 3/4"-16	ALL58062	ALL58072	-	25,000 Lbs
Pro Series Steel (Moly) - Black (PTFE Lined)				
1/2" x 5/8"-18	ALL58079	ALL58084	-	17,650 Lbs
5/8" x 5/8"-18	ALL58080	ALL58085	-	15,200 Lbs
3/4" x 3/4"-16	ALL58082	ALL58086	-	21,400 Lbs
Aluminum - Black				
1/2" x 1/2"-20	ALL58088	ALL58098	-	7,700 Lbs
1/2" x 5/8"-18	ALL58089	ALL58099	-	15,000 Lbs

‡ALL58013 has an oversized hole and is for use with steering shaft tubing.

Heavy Duty 3/4" Chrome Moly Rod Ends

Heavy duty or often referred to as "Aircraft Style", these 4130 chrome moly rod ends have larger bodies, making them thirty percent stronger than standard 3/4" rod ends. These rod ends are commonly used on Panhard bars and lower strut rods.



ALL99314 RH Male, 3/4" x 3/4"-16
 ALL99315 RH Female, 3/4" x 3/4"-16

3/4" Solid Rod End ALL58112

Solid rod ends are built using 1045 steel and are then chrome plated for added wear resistance. End has a body width of 7/8" to match the width of standard rod ends.



Bolt Center Caps ALL10678

Caps slip over the head of standard 1/2" bolts to accurately measure the center-to-center length of installed suspension tube assemblies. Machined step secures the end of a standard tape measure for easy reading of the length to the center of the opposite cap. Caps feature a built-in O-ring that allows the cap to swivel on the bolt head and keeps it from falling off. Package of 2.



Jam Nuts - Standard Hex

Allstar jam nuts have many uses. Great for locking rod ends tightly on suspension tubes or rack and pinion steering units. Package of 4, unless noted.




Size	Steel	Aluminum
1/4"-28 RH	ALL18250	-
1/4"-28 LH	ALL18251	-
5/16"-24 RH	ALL18252	-
5/16"-24 LH	ALL18253	-
3/8"-24RH	ALL18254	ALL18274
3/8"-24 LH	ALL18255	ALL18275
7/16"-20 RH	ALL18256	ALL18276
7/16"-20 LH	ALL18257	ALL18277
1/2"-20 RH	ALL18258	ALL18278
1/2"-20 LH	ALL18259	ALL18279
5/8"-18 RH	ALL18260	ALL18280
5/8"-18 LH	ALL18261	ALL18281
3/4"-16 RH	ALL18262	ALL18282
3/4"-16 LH	ALL18263	ALL18283
3/4"-10 RH	ALL18264**	-
7/8"-9 RH	ALL18266† (Sway Bar Adj. Nut)	-
1"-8 RH	ALL56110† (Jack Bolt Nut)	-

†Sold Each.
 ‡Commonly used with UBM35-1107, 3/4"-10 jack bolt.

Steel Jam Nut Assortments

Assortments contain five each of 1/4"-28, 5/16"-24, 3/8"-24, 7/16"-20, 1/2"-20, 5/8"-18 and 3/4"-16.



ALL18290 35 Asst. RH Jam Nuts
 ALL18291 35 Asst. LH Jam Nuts

Jam Nuts - Small Hex

Specialty jam nuts have smaller outside diameters, allowing smaller wrenches to be used when changing radius rod lengths. Example: with 1/2" bolts the same 3/4" wrench can be used to adjust radius rod or mounting hole locations. Package of 4.



Thread Size	Wrench Size	Steel	Alum.	Black Alum.
5/8"-18 RH	3/4"	ALL18292	ALL18296	ALL18286
5/8"-18 LH	3/4"	ALL18293	ALL18297	ALL18287
3/4"-16 RH	15/16"	ALL18294	ALL18298	ALL18288
3/4"-16 LH	15/16"	ALL18295	ALL18299	ALL18289



Mike Spatola

Photo: JohnnyB Imagery

High Misalignment Reducer Spacers

Dual purpose spacers reduce fastener size mounting hole and allow the rod end to rotate more than 30 degrees in each direction, which is 25% more than most standard spacers. Stainless steel spacers resist rust and corrosion. Package of 2.



Rod End Size	I.D.	O.D. "A"	Length "B"	Overall Width "C"	Part No.
5/8"	1/2"	.750"	.465"	1.68"	ALL18785
3/4"	1/2"	.890"	.475"	1.825"	ALL18786
3/4"	5/8"	.890"	.475"	1.825"	ALL18787

5/8" Rod End Reducer Spacers

Reducer spacers fit into 5/8" rod ends, reducing the hole size for 1/2" hardware while also spacing the rod end away from chassis brackets. Standard spacers are 3/4" O.D. and flanged spacers have 1" O.D. flanges to help support rod end. Size referenced indicates the amount of space between rod end pivot ball and chassis bracket. Package of 2.



Standard Spacers

- ALL18615..... Aluminum, 1/2"
- ALL18617..... Aluminum, 1"
- ALL18618..... Aluminum, 1-1/4" **NEW!**
- ALL18619..... Aluminum, 1-3/4" **NEW!**



Flanged Spacers

- ALL18611..... Aluminum, 1/4"
- ALL18613..... Aluminum, 1/2"
- ALL18610..... Steel, 1/4"
- ALL18612..... Steel, 1/2"



Rod End Reducer Bushings

Steel bushings reduce the rod end pivot ball I.D. to accept a smaller bolt size.



O.D. To I.D.	2-Pack	10-Pack
1/2" To 3/8"	ALL18565	ALL18565-10
5/8" To 1/2"	ALL18566	ALL18566-10
3/4" To 1/2"	ALL18567	ALL18567-10
3/4" To 5/8"	ALL18568	ALL18568-10

Shock Spacers

Steel spacers have a 1/2" I.D. and 3/4" O.D. and can be used in a variety of other locations.



Length	2-Pack	10-Pack
1/4"	ALL64280	ALL64280-10
1/2"	ALL64282	ALL64282-10
5/8"	ALL64283	ALL64283-10
3/4"	ALL64284	ALL64284-10

Aluminum Flat Spacers

Flat spacers are great for shimming and adding additional clearance to brackets for brake calipers, power steering, alternators, dry sump pumps or just about anything to help with alignment issues. Package of 2.



Thickness	3/8" I.D. (11/16" O.D.)	1/2" I.D. (1" O.D.)
1/8"	ALL18740	ALL18760
1/4"	ALL18742	ALL18762
3/8"	ALL18744	ALL18764
1/2"	ALL18746	ALL18766

Tapered Spacers

Universal spacers have many uses including spacing rod ends on linkages to prevent binding or just to provide clearance. Spacers provide a finished look when fitting body panels or spacing components away from floors and firewalls. Package of 2.



I.D.	Small O.D.	Large O.D.	Length	Steel	Aluminum
1/4"	.345	.500	1/4"	-	ALL18700
			1/2"	-	ALL18702
5/16"	.475	.625	1/4"	-	ALL18706
			1/2"	-	ALL18708
3/8"	.525	.680	1/4"	-	ALL18712
			1/2"	-	ALL18714
			1"	-	ALL18716
1/2"	.740	.995	1/4"	ALL18570	ALL18590
			3/8"	ALL18571	-
			1/2"	ALL18572	ALL18592
			3/4"	ALL18574	ALL18594
			1"	ALL18576	ALL18596
			1-1/2"	ALL18578	ALL18595
5/8"	.825	.995	1/4"	ALL18580	ALL18597
			1/2"	ALL18582	ALL18598
			3/4"	ALL18584	ALL18599
			1"	ALL18586	-
3/4"	.950	1.125	1-1/2"	ALL18585	-
			1/2"	ALL18587	-
			3/4"	ALL18588	-
			1"	ALL18589	-



Kenny Wallace

Photo: Josh James



Darrell Lanigan

Photo: Ken Kelly

Universal Lift Bar for Modifieds

ALL68310

Steel lift bar has 5th coil adjustments from 26" to 34" in 1" increments and is raised 2-1/2" for additional center section frame clearance. Accepts 5/8" RH rod ends (not included).



QC Lift Bar Brackets

Brackets mount to quick change rear ends and accept most popular lift bars. Package of 2.



ALL68314

- ALL68313 Steel Lower With 5/8" Mounting Hole ALL68317
- ALL68314 Steel Lower With 5/8" Mounting Hole (3/4" Drop)
- ALL68315 Steel Lower With 3/4" Mounting Hole
- ALL68316 Steel Uppers With 5/8" Mounting Hole
- ALL68317 Aluminum Uppers With 5/8" Mounting Hole
- ALL68318 Aluminum Uppers With 3/4" Mounting Hole

Lift Bar Retainer Clamp

ALL68325

Bracket clamps around 3" axle tubes to provide a mounting point for a lift bar support rod. 1" wide bracket has angled tabs with 1/2" holes for mounting a strut rod with 1/2" rod ends.



Top View

5th Coil Mount **ALL60218**

1-1/2" aluminum bracket bolts in the center of the chassis to mount a 5th coil shock assembly.



6th Coil Assembly **ALL64315**

Unit bolts in the center of the chassis to 1-1/2" tubing and the bottom connects to the front of a lift bar using the supplied chain. Accepts a 4" tall by 2-1/2" I.D. coil over spring.



Spring not included.

Brake Floater Brackets

Steel brackets for use on the left rear suspension with GM Metric calipers.



ALL42187

ALL42188

- ALL42187 Bracket With Liner
- ALL42188 Bracket With 2 Bearings

Steel Bird Cages With Roller Bearings



ALL60400

ALL60402

Steel bird cages are compatible with many types of race cars using four link rear suspensions and feature double shear radius rod mounting brackets for increased strength and reduced flexing. Maintenance free sealed roller bearings provide smooth action through entire suspension range. Kits have multiple shock mounting locations with swivel and solid mounts and also include high misalignment bushings which allow additional radius rod travel to help prevent binding under severe angles. Use with machined axle tubes.

Bird cages with 3.004" bearing provide a more precise fit but additional machining to the axle tube may be required.

- ALL60400 LH With 3.004" Bearing
- ALL60402 RH With 3.004" Bearing

Bird cages with 3.008" bearing are the most popular and require less work for installation.

- ALL60404 LH With 3.008" Bearing
- ALL60406 RH With 3.008" Bearing

Replacement Parts

- ALL99330 Shock Bracket With Swivel Clevis Mount And Spacers
- ALL99331 Shock Swivel Clevis With Spacers
- ALL99332 Shock Clevis Spacers, 1-Pair
- ALL99334 Shock Bracket With Stud Mount And Spacers
- ALL72330 Bird Cage Bearing 3.004"
- ALL72332 Bird Cage Bearing 3.008"

Birdcage Bearings

Replacement bearings for Allstar Performance birdcages and many other brands.

- ALL72330 3.004"
- ALL72332 3.008"

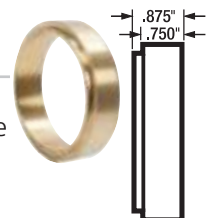


ALL72332

Bronze Birdcage Bushing

ALL72334

Bronze birdcage bushing offers an alternate option when replacing birdcage bearings. Bushing is .875" wide with a 3.015" I.D. and a 3.825" O.D. Sold each.



.875"
.750"

2-Piece Limit Chain Clamps

2-Piece clamp bolts around most 3" O.D. axle tubes providing a lower mounting point for a suspension limit chain. Two piece design features a nylon liner allowing clamp to be installed without removing existing brake brackets and hubs.

ALL68336..... Steel
ALL68337..... Aluminum



1-Piece Limit Chain Clamps

1-Piece bearing style clamp slides over the end of most 3" O.D. axle tubes providing a lower mounting point for a suspension limit chain.

ALL68332..... Steel
ALL68333..... Aluminum



Retainer Clamps, 2-Piece

Retainer clamp bolts around most 3" O.D. axle tubes to keep bird cages, floater brackets, limit chain clamps in position. 2-piece design allows clamp to be installed without removing existing brake bracket and hub.

ALL68338..... Steel
ALL68339..... Aluminum



Retainer Clamps, 1-Piece

Steel retainer clamp slides over the end of most 3" O.D. axle tubes to keep bird cages, floater brackets, and limit chain clamps in position. Powder coated black finish.



Lightweight

Heavy Duty

Part No.	Description	Width	Thickness	Mounting Hardware
ALL68326	Lightweight	1/2"	1/8"	1/4"
ALL68328	Lightweight	5/8"	1/8"	3/8"
ALL68327	Heavy Duty	5/8"	1/4"	3/8"

Clamp-On Rings

Steel brackets bolt to 3" axle tubes. Choose from five widths in 1-, 2- and 4-bolt designs.

ALL60143..... 1-Bolt, 5/8" Wide
ALL60144..... 2-Bolt, 1" Wide
ALL60145..... 2-Bolt, 1-3/4" Wide
ALL60146..... 2-Bolt, 2" Wide
ALL60147..... 4-Bolt, 3" Wide



ALL60143

ALL60145

Axle Tube Bracket ALL68324

Bracket clamps around 3" wide axle tubes to provide a mounting point for a suspension limiter such as a limiting strap or chain. 1" wide bracket has tabs with 1/2" holes.



Coil-Over Load Bolt Assembly

ALL56074

Threaded aluminum bolt is 6" long with 1-1/8"-12 fine threads and is commonly used as an adjustable travel limiter. Also used with ALL56098 threaded sleeve.

ALL56075..... Replacement Shock End



Suspension Limiter

Single bushing suspension limiter is commonly used on the chassis LR or RR to limit travel during acceleration "hike up" and control roll steer. Dual bushing limiter is often used on the lift bar to control lift bar travel on deceleration. Bushing design reduces or absorbs shock when suspension is limited and helps reduce tire unloading. Top plate is drilled to attach a 1/2" rod end when used in a shock mount or for attaching to a weight jack bolt with 7/16"-20 internal threads using optional chrome moly stud ALL64304. Clevis has a 3/8" hole for simple attachment to a chain or cable.

ALL64300..... Single Bushing Limiter
ALL64302..... Dual Bushing Limiter
ALL64304..... Chrome Moly Stud With Jam Nut



Limiter Chain Kit

Commonly used to limit rear suspension or lift bar travel. Chain can be easily cut to required length. Shrink sleeve installs over chain, and when heated with a heat gun, shrinks to keep chain in position and prevent chain from binding or catching on itself.

ALL64312..... 3/16" Diameter Accepts 3/8" Pin or Bolt
ALL64314..... 5/16" Diameter Accepts 1/2" Pin or Bolt



QC Axle Tube Support Brackets

Brackets provide mounting points for a strut rod assembly to help eliminate flex found in quick change rear ends. ALL68320 attaches to the side bell bolts on most quick change rear ends. ALL68322 has tabs with 1/2" holes and mounts directly onto a 3" axle tube.

ALL68320..... Center Section Mount
ALL68322..... Axle Tube Mount



ALL68320

ALL68322



Suspension Tubes See Page 200

ALL68320

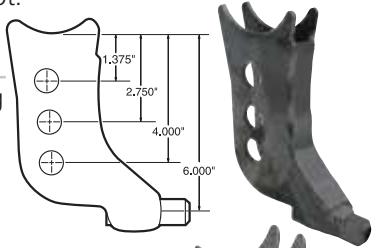
ALL68322

Weld-On Trailing Arm Brackets

Weld lower rear mount brackets to 3" axle tube to mount coil-overs and trailing arms. Brackets are 1/4" thick steel with 1/2" shock hole. Available with either 3/4" trailing arm holes or a 2" long slot.

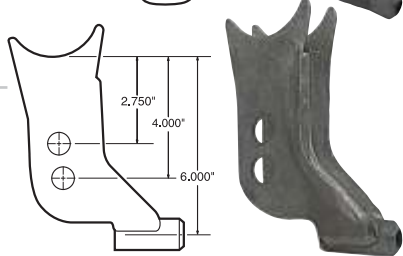
ALL60122

Bracket with three trailing arm holes.



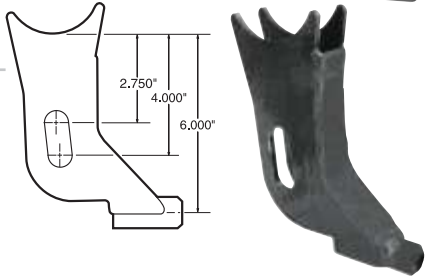
ALL60126

Bracket with two trailing arm holes.



ALL60128

Bracket with 2" slot.



Weld-On Trailing Arm/ Shock Brackets

Flame cut 1/2" thick steel brackets weld to 3" diameter axle tube, providing mounting points for trailing arm and shock. Brackets have two 3/4"-10 threaded holes to mount trailing arm and a 1/2" diameter hole with spacer for mounting a shock.

ALL60110 LH Bracket
ALL60111..... RH Bracket



ALL60110

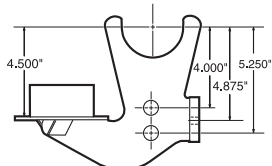
Weld-On Trailing Arm/ Spring Brackets

Flame cut 1/2" thick steel brackets weld to 3" diameter axle tube, providing mounting points for trailing arm, shock and a 5" conventional coil spring. Brackets have two 3/4"-10 threaded holes to mount trailing arm and a 1/2" diameter hole with spacer for mounting a shock. Spring mount is positioned 3" below axle tube.

ALL60120 LH Bracket
ALL60121 RH Bracket



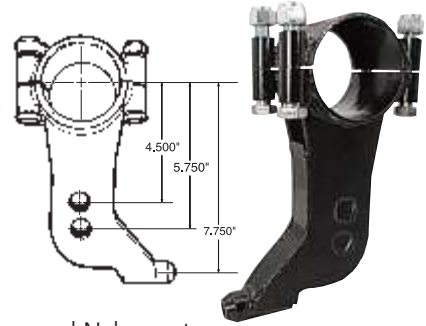
ALL60120



Clamp-On Trailing Arm Brackets

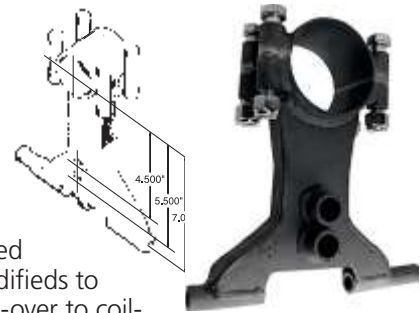
Steel brackets clamp on 3" axle tube for attachment of coil-over shocks and trailing arms. Available with two 3/4" holes or a 2" slot. Grade 5 hardware and Nyloc nuts included.

ALL60134 Bracket With Two 3/4" Holes
ALL60135 Bracket With 2" Slot



Clamp-On Trailing Arm Bracket ALL60136

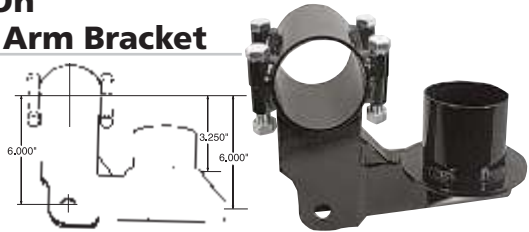
Universal bracket mounts coil-over eliminator and shock next to axle and mounts trailing arm 4-1/2" below axle centerline, either inside or outside of bracket. Allows Limited Late Models and Modifieds to be changed from coil-over to coil-over eliminator and shock. Grade 5 hardware and Nyloc nuts included.



Clamp-On Trailing Arm Bracket

Steel bracket clamps on 3" axle tube to provide mounts for shock, trailing arm and 5" O.D. coil spring. Grade 5 hardware included.

ALL60140 LH Bracket
ALL60141 RH Bracket



Clamp-On Trailing Arm Bracket ALL60138

Aluminum bracket clamps to a 3" diameter axle tube, has three 3/4"-10 mounting holes for trailing arm location and a 1/2"-13 socket head bolt with two 1/4" spacers for mounting a coil over shock. An additional locking bolt installs into the axle tube to help prevent the bracket from turning. May be used on the right or left hand side of housing, 3.4 lbs.

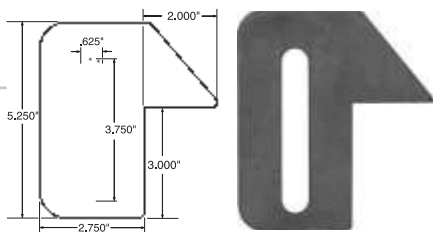


Trailing Arm Brackets

Steel brackets can be used as front mount for leaf spring or trailing arm. Assorted styles are available. Sold each.

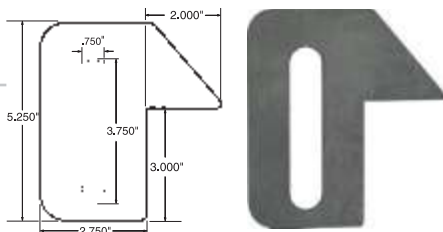
ALL60043

5/8" slot, 3/16" thick, 3-3/4" long.



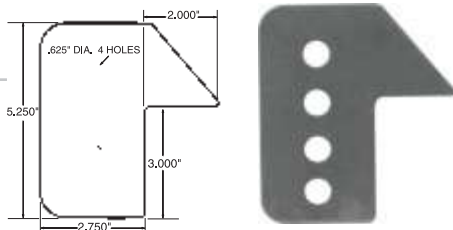
ALL60044

3/4" slot, 3/16" thick, 3-3/4" long.



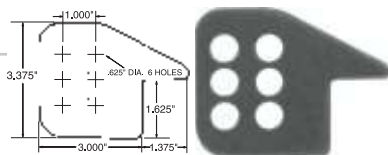
ALL60045

5/8" holes, 1/8" thick.



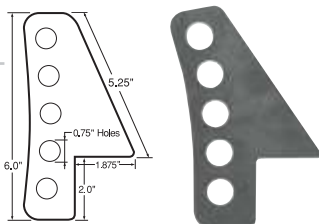
ALL60046

5/8" holes, 3/16" thick.



ALL60048

3/4" holes, 1/8" thick.



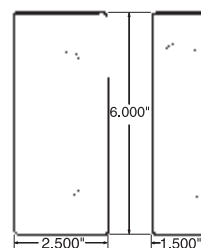
Trailing Arm Bracket ALL60042

Weld-on bracket has a curved 3/4" slot so rear end remains square as the trailing arm is raised or lowered. Notched for 2" x 3" square tubing. 1/4" thick.



Slider Boxes

Slider boxes weld to the chassis and provide an adjustable mount for trailing arms, Panhard bars and upper links. Boxes are constructed of .120" wall material and are 1-1/2" wide x 2-1/2" deep x 6" tall, with a 4" slot that provides 3" of adjustment. ALL60186..... 4" x 1/2" Slot ALL60188..... 4" x 3/4" Slot



Slider Box Quick Adjust Kit

ALL60198

Weld-on kit adds an adjustable feature to standard 3/4" slider boxes. Slider boxes commonly used for trailing arms, Panhard bars and upper links can now be quickly adjusted with a wrench, socket or possibly a remote adjuster. 3/4"-16 threaded adjuster block features a reference indicator.



Slider Box T-Nuts


T-nuts have slot built in to keep them from turning. No second wrench is needed to tighten or loosen. Use with ALL60186 and ALL60188 slider box. Sold each.



- ALL60194..... 1/2"-13 (Coarse Thread)
- ALL60195..... 1/2"-20 (Fine Thread)
- ALL60196..... 5/8"-11 (Coarse Thread)
- ALL60197..... 5/8"-18 (Fine Thread)
- ALL60192..... 3/4"-10 (Coarse Thread)
- ALL60193..... 3/4"-16 (Fine Thread)

Slider Box Rod End Spacers

Spacers are machined to work with ALL60186 and ALL60188 slider boxes, fitting between bracket and rod end to properly space rod end and prevent binding. May also be used as a standard rod end spacer. Package of 2.



- ALL60187..... Spacers For 1/2" Slider Box, 2-Pack
- ALL60189..... Spacers For 3/4" Slider Box, 2-Pack

Swing Arms

Lower rear suspension link. Each arm is zinc plated for corrosion resistance, with a 3/4" rod end on one end and threads in the other end to accept a 3/4" RH male rod end. Used on Dirt Late Models and Modifieds. Available in 13-1/2", 15-1/2" and 19" lengths. ALL56052..... 13-1/2" ALL56053..... 15-1/2" ALL56054..... 19"



GM Metric Trailing Arms

New, stamped steel C-channel arms are strong and sturdy. Improve handling of the rear suspension on 1978-88 GM metric chassis by replacing twisted or worn out rear control arms. Sold each.


ALL57820 Upper, 2.6 Lbs.
ALL57822 Lower, 3.6 Lbs.



Adjustable GM Metric Chassis Trailing Arms

Adjustable steel 1978-88 G-body Metric upper and lower rear end trailing arms are complete with left and right 3/4" rod ends, step spacers reducing to a 1/2" hole and cut to fit stock GM type mounts. Upper arm aids in adjusting pinion angle and centering rear end. Lower arm will adjust wheel base.

ALL57824 Upper
ALL57826 Lower



Replacement Parts

ALL99320 Clevis End For ALL57824
ALL99321 Rod End Bushings, 2-Pack



GM Trailing Arm Bushing ALL56245

Direct replacement, heavy duty polyurethane bushing improves handling and traction. Fits most '65-88 Chevy Chevelle/Malibu, Buick Skylark/GS, Olds Cutlass/442 and Pontiac LeMans/GTO.



GM Trailing Arm Bushing ALL56247

GM bushing with an elastomer bearing insert improves handling and traction while eliminating bind. Use with stock trailing arms for race or street. Fits most 1965-88 Chevy Chevelle/Malibu, Buick Skylark/GS, Olds Cutlass/4-4-2 and Pontiac LeMans/GTO.



GM Trailing Arm Bushing With Insert ALL56248

Popular GM bushing features an interchangeable polyurethane insert which can be exchanged to increase or decrease rear steer for maximum traction. Bushing includes a 40 durometer insert. Use with stock or adjustable trailing arms. Fits most 1965-88 Chevy Chevelle/Malibu, Buick Skylark/GS, Olds Cutlass/4-4-2 and Pontiac LeMans/GTO.



Related Parts

ALL99400 Bushing Insert 40 Durometer (Soft)
ALL99401 Bushing Insert 60 Durometer (Medium)
ALL99402 Bushing Insert 80 Durometer (Hard)

Universal Trailing Arm Brackets

Brackets have three 1/2" mounting holes spaced 1-1/4" apart and may be welded to 3" axle tubes to provide three trailing arm mount locations. ALL60058 is made of 3/16" steel and welds to the top of the rear end housing, providing an attachment point for upper trailing arms.

ALL60050 Lower Bracket
ALL60051 Shock Bracket For Lower
ALL60058 Upper Bracket



GM Metric Chassis Trailing Arm Bracket Kits




Kits include rear upper and lower control arm mounts. Upper mount must be cut to desired height depending on where housing is located in the chassis.

ALL60052 Kit With Single Hole Lower In Stock Location
ALL99282 Brackets Only, 1 Pair
ALL60053 Kit With Single Hole Lower, Lowered To Increase Traction
ALL99283 Brackets Only, 1-Pair
ALL60054 Kit With Multi-Hole Lower
ALL99284 Brackets Only, 1-Pair

Lower Spring Cup **ALL56124**

Welds to 3" diameter rear end tube and works with conventional 5" coil springs. Length is 7". Sold each.



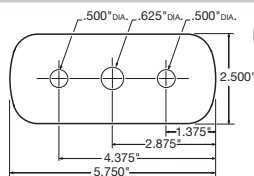
Clamp-On Lower Spring Pad **ALL56127**

Steel clamp-on leaf spring pad fits 3" diameter axle tubes. Pad measurements are the same as ALL56126. Sold each.



Leaf Spring Pad **ALL56126**

Welds to 3" diameter rear end tube and works with most leaf springs. Sold each.



Aluminum Lowering Blocks

Easily adjust ride height on leaf spring cars. Standard and adjustable styles are available in extruded or billet aluminum. Blocks are 2-1/2" wide x 5" long. Sold each.

Part No.	Height	Pin Dia.
Extruded Aluminum		
ALL56130	1"	9/16"
ALL56131	1-1/2"	9/16"
ALL56132	2"	9/16"
ALL56133	2-1/2"	9/16"
ALL56134	3"	9/16"
Billet Aluminum		
ALL56060	3/4"	5/8"
ALL56061	1"	5/8"
ALL56062	1-1/2"	5/8"
ALL56063	2"	5/8"
ALL56064	2-1/2"	5/8"
ALL56065	3"	5/8"
ALL56136*	1-1/2" Adj.	5/8"
ALL56138*	2-1/2" Adj.	5/8"



*Pins on blocks can be adjusted 1-1/4" to the front or rear of center position.

Leaf Spring U-Bolt **ALL68344**


Leaf spring u-bolt fits 3" axle tubes, has a 1/2" diameter and is 10" long. Heat treated steel bolt is sold each.



Leaf Spring Shackles

6-hole brackets for mounting leaf springs are 9" long x 2" wide and have 1/2" diameter holes spaced 1" on center. Package of 2.

ALL60055..... Steel 1/4" Thick
ALL60056..... Aluminum 3/8" Thick



U-Bolt Pads

Universal style u-bolt pads fit 3" diameter axle tubes and leaf springs up to 2-1/2" wide using 1/2" u-bolt fasteners. Center alignment hole is 5/8" to accept most lowering blocks or spring bolts. 1/4" thick formed steel pads have a gusseted shock mount with a welded bung to accept 1/2" mounting hardware.



ALL60036..... RH Pad
ALL60037..... LH Pad
ALL60038..... Dual Mount Pad

Leaf Spring Slider Box **ALL60034**

Leaf spring slider box replaces conventional leaf spring shackles to enable effortless suspension movement and prevent binding. Box may be welded or bolted directly to chassis, and includes two nylon bushings with spring mounting hardware. Fits 2-1/2" wide Chrysler type leaf springs.



Replacement Parts

ALL99055..... Bushings, 2-Pack



Leaf Spring Slider Box **ALL60035**

Replace rear leaf spring shackles with Allstar's leaf spring slider box. Bolt-in slider box with roller bearing design eliminates leaf spring binding, freeing up car. Fits 2-1/2" wide Chrysler type leaf springs.



Wheelie Bar Wheels


Billet 6061-T6 aluminum wheels are molded with a durable 4" O.D. polyurethane tire that will not dent or give like a rubber tire. Wheels are available with or without bearings and accept 3/8" mounting hardware. Mounting width: non-bearing wheel is 1-5/8", bearing style wheel is 1-1/4".

Without Bearings (1.625" Wide Mount)

ALL60510 5-Spoke
ALL60512 5-Hole
ALL60514 10-Spoke

With Bearings (1.250" Wide Mount)


ALL60511 5-Spoke
ALL60513 5-Hole
ALL60515 10-Spoke



Wheelie Bar Wrenches

Billet aluminum wrench is the perfect tool for adjusting wheelie bar height. A highly visible scale printed directly onto the wrench helps to quickly measure height between 2" to 7" in 1/8" increments. Overall wrench length 9" x 3/8" thick.

ALL11195..... Wrench For 3/4" Jam Nut
ALL11196..... Wrench For 15/16" Jam Nut
ALL11197..... Wrench For 1" Jam Nut





Tubing Notchers

Notchers render precise joints for more consistent welds and stronger cages. Available in deluxe aluminum or economy steel versions, notchers accept up to 2" diameter stock and automatically align and center tubing. Use in drill press or with hand drill. Notchers adjust up to 45°.



- ALL10400 Deluxe Aluminum
- ALL10411 Economy Steel

Replacement Parts

- ALL10402 5/8"-18 Thread Adapter
- ALL10403 Arbor Support Bushings (Pair)
- ALL10404 Arbor With 1/2"-20 Thread



Optional Parts


- ALL10405 Arbor With 5/8"-18 Thread
- ALL10406 Drill Press Mount (ALL10411 Only)
- ALL10407 Arbor Support With Needle Bearings



Note: Tubing notchers include 1/2"-20 arbor thread and 5/8"-18 adapter. Hole saws up to 1-1/8" diameter use 1/2"-20, larger hole saws use 5/8"-18 thread.

Hole Saw Set ALL10412

Use with tubing notchers. Does not include an arbor for a hand drill. Set includes one of each size: 3/4", 1", 1-1/8", 1-1/4", 1-1/2", 1-5/8" and 1-3/4".



Individual Hole Saws

- ALL10413 3/4"
- ALL10414 1"
- ALL10415 1-1/8"
- ALL10416 1-1/4"
- ALL10417 1-1/2"
- ALL10418 1-5/8"
- ALL10419 1-3/4"

Note: Hole saws up to 1-1/8" diameter use 1/2"-20 thread, larger hole saws use 5/8"-18 thread.

Digital Level ALL10742

Digital level with magnetic base measures the angle of a single straight surface or the angle of a joint between two straight surfaces. Displayed value on the LCD screen rotates to right side up when digital level is in an upside down position. Powered by three 3V CR2032 batteries (included). 2" x 2" x 1".



Digital Level ALL10744

Digital level with powerful magnetic base measures the angle of a single straight surface or the angle of a joint between two straight surfaces. Displayed value on the LCD screen rotates to right side up when level is in an upside down position. Powered by three 3V CR2032 batteries (included). 6" x 2-1/4" x 1-1/4".



Smart Tool ALL10113

Ensure that chassis tubing is level and plumb when building roll cages or checking driveshaft angles. Powered by a standard 9 volt battery.



Level Base ALL10741

Level base simplifies notching and bending of round tubing and helps ensure accuracy. Base fastens to standard ballast or weight brackets and clamps to the tube as a reference point when creating parallel, perpendicular, any angle of opposing notches or bends during fabrication. Base accepts most digital levels including ALL10113, ALL10742 and ALL10744 or standard bubble levels.



Digital scale and mounting bracket sold separately.

Individual Mounting Brackets

- ALL14192... 1"
- ALL14193... 1-1/4"
- ALL14194... 1-3/8"
- ALL14195 ... 1-1/2"
- ALL14196 ... 1-5/8"
- ALL14197... 1-3/4"



ALL14195

Smart Tool Tray ALL10740

Aluminum tray is a nice addition when using Smart Tool on 7/8" and 1" O.D. trailing arms or suspension tubes. Plastic clips allow tray to snap to tube when in tight areas. A bubble level helps provide accurate readings.



Punch And Flare Tools

Add strength and a smooth finish to hole edges. Unique tools can be used to punch and flare new holes, or to flare existing holes. Starting with a small center hole, the punch halves bolt together to cut and flare at the same time.



- ALL11070..... 1-1/2" Dia.
- ALL11072..... 1-3/4" Dia.
- ALL11074..... 2" Dia.
- ALL11075..... 2-1/2" Dia.
- ALL11076..... 2-5/8" Dia.
- ALL11078..... 3" Dia.



Sample Punch and Flare

Tin Snips

Durable tin snips have offset blades to keep hands clear of metal while cutting. Non-slip jaws cut through sheet aluminum and up to 18 gauge low carbon steel. Blade length 1-1/4", total tool length 9-1/4".



- ALL11030..... Red, Left Hand
- ALL11031..... Green, Right Hand

Deburring Tool ALL11036

A fast and easy way to remove burrs from the edges of machined or cut metals. Five-piece kit includes handle, telescopic blade holder and three unique blades. Handle has built-in storage for blades. Blade holder adjusts from 1" to 5".



Body Radius Tool **ALL23100**

Solid oak tool can be used to flare edges of wheel openings when fabricating fenders and quarter panels out of aluminum. Tool has two different radiuses to create the correct flare for your needs.



Sheet Metal Shrinker Stretcher Combo

Make smooth radius curves and contours with Allstar's shrinker/stretcher combo. Shrinker creates inside curves and stretcher expands for outside curves. Each completely assembled tool includes a handle and mounting hardware for securing to a workbench. Tools are capable of forming 18 gauge mild steel, 16 gauge aluminum and 20 gauge stainless. Kit is great for forming fenders, radiator shrouds, or any item needing a smooth radius curve.

ALL11023..... 1 Base With Two Jaws
ALL11024..... 2 Bases With Two Jaws



Spring Steel Drill Bit **ALL23115**

Specially hardened drill bit is required for drilling spring steel. The 17/64" size simplifies installation of 1/4" hardware. Sold each.



Hammer Type Spring Steel Punch **ALL23116**

Hammer type punch places a 1/4" diameter hole 1/2" from the end of most 1" x .062" thick spring steel material. Punch features a built-in stop which positions the material for accurate hole placement. Punch needs to be placed on a hard surface (i.e. concrete floor, steel anvil, etc.) and struck lightly with a 3- to 4-lb. hammer.



Replacement Parts

ALL99013 Mandrel For ALL23116

Impact Gun Spring Steel Punch **ALL23117**

Impact gun style punch places a 1/4" diameter hole 1/2" from the end of most 1" x .062" thick spring steel material. Punch features a built-in stop which positions the material for accurate hole placement. Punch may be placed in a vice or handheld and impact gun driven using a 3/4" socket.



Replacement Parts

ALL99014 Mandrel For ALL23117
ALL99173 Mandrel Bolt
ALL99174 Top Plate


43/64" Wheel Stud Drill Bit **ALL11045**

43/64" bit is correct for drilling hubs or axle flanges to accept most 5/8" wheel studs with .690" knurl diameter. 1/2" shank.



Fabrication Pencils

Pencil works well for marking lines during metal layout and fabrication.



Multiple uses include marking steel tubing for cutting or notching and marking patterns on painted aluminum or steel sheet metal. Silver reflective marks work best against darker surfaces during cutting or welding for high visibility. Pencil marks are resistant to torch flames and will not burn or rub off.

ALL12064 Pencil, 3-Pack
ALL12066 Mechanical Pencil, With Six Refills

Step Drill Sets

Drill multiple size holes with one bit. Drill sheet metal and aluminum without deforming or distorting. Bits start on contact, deburr and chamfer while drilling and do not require a center punch. Titanium nitride coated high speed steel. 1/4" shank.



ALL11041

Drill Bit	Sizes
ALL11040 (3-Piece Set)	
Six Step	3/16", 1/4", 5/16", 3/8", 7/16", 1/2"
Nine Step	1/4", 5/16", 3/8", 7/16", 1/2", 9/16", 5/8", 11/16", 3/4"
Thirteen Step	1/8", 5/32", 3/16", 7/32", 1/4", 9/32", 5/16", 11/32", 3/8", 13/32", 7/16", 15/32", 1/2"
ALL11041 (2-Piece Set)	
Eleven Step	1/4", 25/64", 35/64", 11/16", 13/16", 7/8", 1", 1-1/8", 1-7/32", 1-1/4", 1-3/8"
Twelve Step	3/16", 1/4", 5/16", 3/8", 7/16", 1/2", 9/16", 5/8", 11/16", 3/4", 13/16", 7/8"

3/16" Drill Bit Stop Collar **ALL18217**

Drill holes to specific depths quickly and easily. Steel collar with Allen set screw locks onto bit for a positive hold. Sold each.



Double Ended Drill Bits

Double ended bits are basically two bits in one. Convenient bit can be flipped around for a fresh sharp bit when drilling panels for Cleco fasteners or rivets. Package of 6.

ALL18201 1/8"
ALL18204 3/16"



Drill Bit For Flange Rivets **13/64"**

ALL18203

A common size bit for working with 3/16" flange type rivets. High speed steel bits have black oxide finishes and self-centering tips. Flute length: 1-3/16", overall length: 2-1/4". Package of 2.





Cordless Rivet Gun

ALL18212

Quickly set steel and aluminum mandrel rivets anywhere without the need of an air compressor. **NEW!** Kit includes 3/32", 1/8", 5/32" and 3/16" nose pieces, 3-in-1 spanner wrench, (2) 14.4 volt li-ion batteries, charger and plastic carrying case.



Air Rivet Gun ALL18210

Durable air riveter speeds up assembly and quickly fastens steel or aluminum rivets into various materials. Includes nose pieces for 3/32", 1/8", 5/32" and 3/16" rivets.



Deluxe Air Rivet Gun

ALL18207

Heavy duty air rivet gun can be used with steel or aluminum rivets from 3/32" to 3/16".



Replacement Part

ALL18209 Replacement Jaws for ALL18207

Hand Rivet Gun

ALL18206

Includes interchangeable nosepieces for 3/32", 1/8", 5/32", and 3/16" dia. rivets.



Rivet Gun Adapter For Cordless Drill ALL18205

Adapter is for reversible cordless drills and greatly speeds up the installation of "blind" rivets commonly used when building race car bodies. Tool is a real hand and time saver compared to hand operated rivet guns and is designed for use with all rivets up to 3/16" including 3/16" aluminum mandrel rivets but not recommended for 3/16" steel mandrel rivets. Adapter includes nosepieces for installing 3/32", 1/8", 5/32" and 3/16" rivets.



Threaded Insert Tool Kit

ALL19450

Tool works with a cordless drill to install a threaded insert into a panel or bracket. Inserts are helpful when the backside of the panel is not easily accessible. Simply drill the correct size hole, install the threaded insert onto the mandrel, then place the insert into the hole and tighten using any cordless drill. Once the insert is compressed, reverse the drill and remove the mandrel from the insert. Kit includes mandrel and nosepiece for 1/4"-20, 5/16"-18 and 3/8"-16 inserts, other sizes available separately. Threaded inserts sold separately.



- ALL19452 Mandrel and Nosepiece for 8-32
- ALL19453 Mandrel and Nosepiece for 10-24
- ALL19454 Mandrel and Nosepiece for 10-32
- ALL19455 Mandrel and Nosepiece for 1/4"-20
- ALL19456 Mandrel and Nosepiece for 5/16"-18
- ALL19457 Mandrel and Nosepiece for 3/8"-16



Threaded Inserts

Steel inserts are helpful when the backside of the panel is not easily accessible. Inserts work great for frequently removed items including gauge panels, switch panels, access panels and body panels or when mounting items to trailer walls. Inserts are designed for installation using insert tool ALL19450 with coordinating mandrel and nosepiece. Package of 10.



Part No.	Thread Size	Pilot Hole Size	Grip Range	Body Length (Before Comp.)
ALL19460	8-32	17/64"	Up To .080"	.420"
ALL19461	10-24	5/16"	Up To .130"	.475"
ALL19462	10-32	5/16"	Up To .130"	.475"
ALL19463	1/4"-20	13/32"	Up To .165"	.580"
ALL19465	5/16"-18	7/32"	Up To .150"	.690"
ALL19467	3/8"-16	7/32"	Up To .150"	.690"



Scott Bloomquist

Photo: Mike Reufer

Cleco Pin Fastener Kits

Cleco pins are reusable and easily make a temporary connection between pieces of sheet metal during fitting. Pins will work with thicknesses up to 1/4", kits include pliers and 10 pins.

ALL18221 Kit With 1/8" Pins
ALL18225 Kit With 3/16" Pins



Cleco Pliers ALL18220

Unique tool readily installs and removes Cleco fasteners.



Pin Type Cleco Fasteners

Cleco pins permit quick, easy installation and removal of sheet metal during fitting. Pins work with thicknesses up to 1/4".

1/8" Dia. Pins

ALL18222 10-Pack
ALL18223 25-Pack
ALL18224 100-Pack

3/16" Dia. Pins

ALL18226 10-Pack
ALL18227 25-Pack
ALL18228 100-Pack



TECH TIP

Drill holes one drill size smaller than the Cleco pin size to assure a tight fit.

Clamp Type Cleco Fastener

ALL18230

Use when drilling is not an option. Smooth throat prevents paint damage, and spring exerts strong clamping pressure. Throat depth is 1" with a maximum clamping range of 1/2".



Quick Turn Fastener Wrench

ALL19400

The Allstar quick turn fastener wrench fits slot head fasteners and reduces the risk of body panel or fastener damage when using screwdrivers for loosening or tightening. Features a non-slip handle.



Quick Turn Spring Adjuster

ALL19405

This tool is a must when adjusting tension of quick turn springs. Simply turn knob on adjuster to evenly pull or push spring without kinking or breaking spring.



Transfer Punches

Used to mark quick turn fastener locations, place transfer punch in the initial hole in weld plate or body panel. Position the panel to be marked over top of punch and lightly tap with a hammer.

ALL19402 For 5/16" Fasteners
ALL19403 For 7/16" Fasteners



Quick Turn Spring Fixture

Accurately drill panels when installing quick turn fastener springs. Start with a 1/4" center hole and use the fixture to locate and drill 1/8" holes for mounting the springs. Size listed is spring center-to-center distance.

ALL19406 Fixture For 3/4" Spring
ALL19407 Fixture For 1" Spring
ALL19408 Fixture For 1-3/8" Spring



Spindle Checker Tools

Assure correct alignment of the upper and lower ball joint when checking for bent spindles. Insert slugs into spindle and guide rod will fit through slugs if spindle isn't bent. Kits fit most aftermarket race and GM stock Metric spindles.

ALL11176 Kit With GM Lower, 2" Taper
ALL11177 Kit With Chrysler Lower, 1-1/2" Taper
ALL11184 Kit For GM Metric, 2" Taper




Related Parts

ALL99140 GM Lower Slug With Nut (2" Per Ft.)
ALL99141 Chrysler Lower Slug With Nut (1-1/2" Per Ft.)
ALL99158 GM Metric Lower Slug With Nut (2" Per Ft.)
ALL99142 Upper Slug With Nut (1-1/2" Per Ft.)
ALL99159 GM Metric Upper Slug With Nut (2" Per Ft.)
ALL99143 Replacement Guide Rod

Taper Reamers

Repair or enlarge tapered holes to accept tie rod ends or ball joints. Reamers may be used in a drill with a 1/2" chuck by removing the T-handle.

ALL11170 Reamer, 7.15°, 1-1/2" Taper Per Ft.
ALL11172 Reamer, 9.56°, 2" Taper Per Ft.



Taper Reamer Specifications For Ball Joints

Part No.	Taper Specs	Part No.	Taper Specs
Ball Joint		Ball Joint	
ALL56204	1-1/2" Per Ft.	ALL56217	1-1/2" Per Ft.
ALL56206	2" Per Ft.	ALL56218	2" Per Ft.
ALL56208	2" Per Ft.	ALL56220	2" Per Ft.
ALL56210	1-1/2" Per Ft.	ALL56280	1-1/2" Per Ft.
ALL56212	2" Per Ft.	ALL56284	1-1/2" Per Ft.
ALL56214	1-1/2" Per Ft.	ALL56286	1-1/2" Per Ft.
ALL56216	1-1/2" Per Ft.	-	-

Ball Joint Spreader Tool ALL11174

Tool separates ball joint from the spindle. Inside of cylinder is shaped to fit over tapered stud of most ball joints and presses against stud of other ball joint. Not for use on FWD or 4WD applications. Tool is 4" tall fully collapsed and 6" tall fully extended.

Related Part

ALL11175 1" Extensions (Set of two)



ALL11175





Taps

Tungsten steel taps are titanium coated. Economy taps are available in right-hand and left-hand threads.



- | | |
|---------------------------|--------------------------|
| ALL11060 1/4"-20 RH | ALL11065 1/2"-20 LH |
| ALL11061 1/4"-28 RH | ALL11066 5/8"-18 RH |
| ALL11062 3/8"-16 RH | ALL11067 5/8"-18 LH |
| ALL11063 3/8"-24 RH | ALL11068 3/4"-16 RH |
| ALL11064 1/2"-20 RH | ALL11069 3/4"-16 LH |

NPT Taps

Alloy steel taps work well for chasing and cleaning threads before installing fittings and plugs.



- ALL11056 1/8"-27NPT
 ALL11057 1/4"-18NPT
 ALL11058 3/8"-18NPT
 ALL11059 1/2"-14NPT

Thread Files




Remove burrs from damaged or rusted external threads on bolts, spindles, axle tubes, threaded shaft, pipe, and pipe fittings. Choose from three different files, each 8-1/2" long. Standard and metric sizes.

- ALL11037 11-12, 13-14, 16-18, 20-24TPI
 ALL11038 9-10, 12-16, 20-27, 28-32TPI
 ALL1103980-1.00, 1.25-1.50, 1.75-2.00, 2.50-3.00mm

Flap Wheel Sanding Discs

Flap discs for 4-1/2" grinders with a 7/8" arbor quickly remove rust and other coatings from a variety of metal, stainless and steel surfaces. Ideal for grinding welds or preparing materials for welding. Sold each.



Flaps angled at 8° for increased surface contact and aggressive use. Best used at 15° - 25° angle.

- ALL12121 60 Grit
 ALL12122 80 Grit
 ALL12123 120 Grit

Emery Cloth Rolls

1" wide emery cloth is perfect for many uses around the shop and trailer including cleaning, deburring and polishing. 150' box.

- ALL12130 60 Grit
 ALL12131 120 Grit
 ALL12132 180 Grit



Twist Lock Backing Pad

ALL12100


Twist lock backing pad accepts 2" twist lock style cleaning or sanding discs and features a 1/4" arbor to work with most drills or 90° die grinders. Pad is rated up to 30,000 rpm.



Twist Lock Sanding Discs

2" O.D. sanding discs are great for sanding a variety of parts and surfaces. Use with ALL12100 twist lock backing pad (sold separately). Package of 10.

- ALL12105 60 Grit
 ALL12106 80 Grit
 ALL12107 120 Grit




Related Part

ALL12100 Twist Lock Backing Pad For 2" Discs

Twist Lock Cleaning Discs

2" O.D. twist lock discs are great for cleaning gasket material or paint from parts and surfaces. Use with ALL12100 twist lock backing pad (sold separately). Package of 5.

- ALL12101 Coarse
 ALL12102 Medium
 ALL12103 Fine



Related Part

ALL12100 Twist Lock Backing Pad For 2" Discs

Safety Wire Twister Pliers

ALL10120

Never lose another race because of loose bolts. Rugged pliers have an end bearing for smoother, faster twisting, especially in tight areas where a second pull is needed.



Safety Wire ALL10121

Stainless steel wire is .032" dia., 1 lb. spool.



Safety Wire Drill Fixture

ALL10122

Accurately drill holes in fasteners, allowing them to be mechanically locked in place with safety wire. Fixture accommodates most 3/16", 1/4", 5/16", 3/8", 7/16", 1/2" and 5/8" socket head and hex head fasteners. Guide bolt tightens against fastener, holding it secure for drilling. Fixture includes two guide bolts and two 1/16" drill bits conveniently stored within the fixture.



Replacement Part

ALL99102 Replacement Drill Bits, 2-Pack

**Dial Indicator
With Magnetic Base ALL96414**


Dial indicator with magnetic base is a necessity when degreasing a camshaft, checking crankshaft end play, deck heights, dome heights, transmission end play or ring and pinion backlash. Universal magnetic base may be mounted anywhere. Shockproof dial indicator has 1" of travel in .001" increments. Base and dial indicator may also be purchased separately.



ALL96415 Dial Indicator Only
ALL96416 Magnetic Base Only

Digital Calipers 0-6" With Case ALL96411

Measure inside, outside and depth dimensions with easy-to-read Metric or SAE LCD display, in .001" increments up to 6". On/Off switch conserves battery and zero setting assures accurate readings. Plastic case provides additional battery storage.



Dial Caliper ALL96410

Quality hardened stainless steel dial caliper is shockproof and capable of measuring items from .001" to 6" in increments of .001". Includes protective carrying case.



**Runout Checker
ALL96440**

Fixture provides an easy way to check for bent torque tubes, drive shafts, torsion bars or radius rods and measures 16-1/2" overall.



Braided Hose Cutter ALL11000



Tired of the jagged edges left after cutting braided hose with a hacksaw? Heavy-duty hose cutter makes clean, snag-free cuts every time. 1-3/8" forged steel jaws will cut up to -20AN steel braided hose.

Replacement Blades ALL11002

Koul Tool Kits

If you have ever struggled while building stainless steel braided lines, the Koul Tool is for you! Insert fitting into the specially designed holder to help guide braided hose into fitting. Kits include tools, fitting adapters for most fittings, detailed assembly instructions and storage case. Not for use with PTFE-style hoses.



ALL11080 Koul Tool Kit -4AN To -8AN
ALL11081 Koul Tool Kit -6AN To -10AN
ALL11082 Koul Tool Kit -10AN To -16AN
ALL11083 Koul Tool Kit -4AN To -16AN
ALL11085 -6AN Kit
ALL11086 -8AN Kit
ALL11087 -10AN Kit

**Pistol Grip Grease Gun
ALL14300**

Quality gun has comfort grip handle for easy, one hand operation. Gun accepts a standard 14 oz. grease cartridge, features an air bleeder valve to eliminate air lock, and includes a flexible 12" long fill hose.



Grease Gun Tips

Tips reach to grease fittings in tight areas, such as U-joints, and may also be used to grease the ball spline unit on Bert transmissions. The 2" tip replaces the standard end on most guns with 1/8"NPT. Quick release 4" tip includes a small and large sleeve to fit standard couplers. Tips are for hand operated grease guns only.



ALL14305 2" Grease Gun Tip
ALL14306 4" Grease Gun Tip

Tubing Cutters

Cut plastic, aluminum, copper or steel tubing without distorting or crushing. Standard cutter works with tubing from 1/8" up to 1-1/8" and has wide rollers for even tracking of cutter wheel, built in reamer for cleaning inside of tubing and an extra cutting wheel. Mini cutter can cut tubing from 1/8" to 5/8" in tight areas.



ALL11011



ALL11010

ALL11010 Mini
ALL11011 Standard



Double Flare Tool ALL11015

Double flares 3/16", 1/4", 5/16", 3/8" and 1/2" steel or aluminum and .040" copper tubing at 45 degrees, the most common flare used in custom brake and fuel lines. Includes detailed instructions and a convenient plastic storage case.



37 Degree Flaring Tool ALL11016

This -AN fitting flare tool is essential when working with 37 degree flared fittings. Tool for use with soft copper, aluminum and brass tubing will precisely flare from -3AN to -10AN and 3/16" to 5/8".



Brake Pressure Gauge ALL11020

Gauge temporarily replaces the bleeder screw in most aftermarket brake calipers with 1/4"-28 thread bleeder screws to measure brake pressure. Swivel head positions the 2-3/4" diameter gauge for easy viewing. Convenient remote bleeder can be used to evacuate air in the system for accurate readings.



Related Part

ALL11022..... Adapter converts ALL11020 and other gauges with 1/4"-28 thread to 10mm-1.50 thread for use with popular GM Metric calipers.



Brake Pressure Gauge Kit ALL11026

Brake pressure gauge kit includes two gauges, allowing one gauge to be used in the front and one in the rear brake system. Compare front to rear pressures to help diagnose problems or to preset your brake bias. Gauges easily replace 1/4"-28 brake bleeders which are commonly found in most aftermarket calipers.



Hard Brake Line Display Rack ALL052

Display, organize, and inventory many lengths of 3/16" steel brake line. Rack measures 17" wide, and has 21 slots which hold 6 pieces each. Pre-punched mounting holes provide easy mounting on wall or display fixture. Not for use with braided brake lines.



Brake Bleeder Bottles


Contain the mess of bleeding brakes by capturing fluid in this 16 oz. bottle with a 12" long hose which attaches to most bleeder screws. The removable cap has a built-in fitting to secure the hose during storage to help prevent spills. Choose from a steel lanyard retainer that suspends the bottle from a chassis or suspension component, or a magnet retainer to secure the bottle to a steel object such as a brake drum or rotor during bleeding. ALL11017 has a magnet retainer and a built-in one way check valve for one person brake bleeding.



ALL11019..... Bottle With Lanyard
 ALL11018..... Bottle With Magnet
 ALL11017..... Bottle With Magnet And Check Valve


Circle Track Set Up Book ALL043

Track important chassis settings with this 4" x 5" pocket size spiral bound book. Each book has 50 carbon backed pages perforated for easy tear off.




Circle Track Set Up Sheets ALL045

Keep detailed notes and log important information with Allstar set up sheets. Sheets have blank spaces for documenting chassis information such as caster, camber, shock settings, spring rates, tire size and air pressures. 50 sheets per 8-1/2" x 11" tablet.



Drag Racing Log Book ALL046

Keep detailed notes and log important information. Sheets are designed for documenting engine tuning and chassis settings, as well as weather conditions, race results and more. 50 sheets per 8-1/2" x 11" tablet.



Engine Cradles

Engine cradles are available in standard duty or heavy duty, both with provisions for mounting wheels and are made of 1" square tubing with black powder coating. All cradles are for V8 engines, include Grade 5 fasteners and may be easily disassembled for storage. Standard duty cradles accept wheel kits with 3/8" studs. Heavy duty cradles accept wheel kits with 1/2" studs. Wheel kits sold separately.



ALL10130

Standard Duty Cradles

- ALL10130..... SB and BB Chevy
- ALL10138..... GM LS Series
- ALL10145..... SB Ford*
- ALL10147..... SB Ford Modular/Coyote
- ALL10150..... SB Mopar
- ALL10151..... Hemi (5.7 And 6.1)



Standard Duty Wheel Mount

Heavy Duty Cradles

- ALL10132..... SB and BB Chevy
- ALL10139..... GM LS Series
- ALL10142..... Oldsmobile
- ALL10144..... Pontiac
- ALL10148..... SB Ford*
- ALL10149..... SB Ford Modular/Coyote
- ALL10152..... SB Mopar
- ALL10154..... BB Ford
- ALL10156..... BB Mopar†



Heavy Duty Wheel Mount

*Works with stock and most aftermarket blocks including Dart, World, and Ford Boss with ribbed engine mount bosses and bulged water jackets.

†Designed for most Mopar B and RB blocks. Will not work with 392 or 426 "hemi" Engines.

Caster Wheel Kits

Hard rubber wheel kits may be mounted to Allstar engine cradles ALL10130 thru ALL10159. Kits are also available with locking wheels, ideal for storing spare engines in trailer. Standard duty kits feature 3/8" studs and heavy duty models use 1/2" studs. Four wheels per kit.



- ALL10162..... Std. Duty 3" Dia. Kit
- ALL10163..... Std. Duty 3" Dia. With Locking Kit
- ALL10164..... Heavy Duty 3" Dia. Kit
- ALL10165..... Heavy Duty 3" Dia. With Locking Kit
- ALL10166..... Heavy Duty 5" Dia. Kit

SB/BB Chevy Economy Engine Cradle

ALL10171

Cradle is great for storing or transporting engines safely. Designed to fit small and big block Chevrolet engines, cradle is fully welded from 1" square tubing and powder coated black. Cradle has provisions for mounting our standard duty wheel kits with 3/8" wheel studs.



SB/BB Chevy Engine Cradle

ALL10172

A quality cradle for small block and big block Chevrolet engines. Casters included.



SB Chevy 2-Piece Engine Stand

ALL10157

2-piece engine stand constructed from 1" x 2" steel tubing is specially designed to clear most oversized dry sump oil pans with up to a 9" deep sump. Stand includes six 3/8" x 1" grade 5 bolts and accepts wheel kits with 3/8" studs.



Sprint Engine Cradle



Cradle bolts to most stock type and aftermarket SB Chevy blocks, including narrow pattern lightweight and standard bell housing bolt patterns. Slotted front mounts accept most frame width engine mounts. Provisions for standard wheel kits are positioned to support complete engines with attached radiators.

Transmission Stand



NOW BLACK!

Avoid damage and fluid leaks during storage and transport of many popular transmissions. Multi-position stand also keeps the transmission level and clean during servicing. An adjustable rear stabilizer bracket can be moved fore and aft as well as vertically to accommodate a variety of transmissions including Bert, Brinn, Muncie, Saginaw, Richmond and many others. Overall dimensions 11" x 14" x 6".

Engine Lift Handles

ALL10136

Need to move a spare motor when a cherry picker isn't the solution? These machined aluminum sure grip handles will thread into any engine block or cylinder head with 3/8"-16 coarse thread holes. Sold as a set of 4.



8-Ton Hydraulic Ram

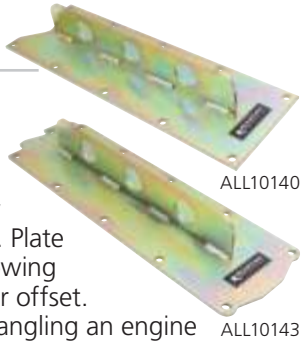
8-ton ram is ideal for upgrading or restoring worn out shop hoists. Ram is 25" fully collapsed between mounting holes and 44-1/2" fully extended. Mounting holes are 5/8" diameter, shaft is 1-1/8" diameter. Double pump design raises ram on the up and down stroke.





Engine Lift Plates For LS Series GM Engines


Engine plates are designed for lifting LS series GM engines. Installation of lift plate requires removal of the intake manifold and valley cover tray to properly secure lift plate to engine block. Plate features three lifting points, allowing engine weight to be balanced or offset. Offset position is helpful when angling an engine (with transmission attached) in or out of a vehicle. Made from 3/16" thick zinc plated steel.



ALL10140 LS Gen III Engine Lift Plate
 ALL10143..... LS Gen IV Engine Lift Plate
 ALL10141 LS Gen V Engines

Engine Lift Plate ALL10123

Ease engine swaps with the Allstar engine lift plate. Bolts to manifold in place of carburetor. Yellow zinc coated plate fits standard Holley 4150/4160 and 4500 Dominator, Rochester Quadrajct, Carter, Motorcraft, Edelbrock, Edelbrock Q-Jet and Carter AFB carburetors.



Ford EFI Engine Lift Plate ALL10125

Ease engine swaps with the Allstar engine lift plate. Fits standard 5.0L/5.8L EFI intakes: OEM, GT-40, Cobra, Holley, Edelbrock.



Engine Oil Pressure Primer Tank ALL10535

Primer tank supplies initial oil to the oil pump in engines equipped with a crank driven oil pump. Fill primer tank with engine oil, then apply compressed air to force the fluid throughout the engine via the oil pressure sender/switch port to pre-lube the entire engine including the oil pump. Tank features include a fill cap with safety pressure release slot (sealed by O-ring), an easy-to-read pressure gauge and a quarter turn on/off supply valve. The oil supply line is a durable 90" long steel braided hose with -4AN ends and includes a fitting with male 1/8"-27NPT threads. Adapter fittings sold separately.



Oil Filter Cutter ALL10538

Tool removes the outer shell of most spin-on style engine oil filters to inspect the filter material for contamination or debris. **NEW!**



Freeze Plug Driver Set ALL96482

Have problems installing freeze plugs? Use these plastic drivers along with a hammer or mallet for simple installation without damaging the plugs or the block. Three sizes per set: 1-1/2", 1-5/8", 1-3/4". (Size refers to size of plug)



Individual Drivers

ALL96483 1-1/2" Driver
 ALL96484 1-5/8" Driver
 ALL96485 1-3/4" Driver

Cam Bearing Installation Tool ALL96470



For installing cam bearings quickly and easily without damage. Shaft is steel; pilot and driver are aluminum.

LS Main Cap Removal Tool ALL96525

Quickly and easily pull main bearing caps off GM LS series V8 engines, especially those with main studs. Hook tool to the bottom of cap, press down on handles, and the balanced leverage pulls the cap out of the block with one swift motion. 26" long x 4" high.



Rod And Piston Holder ALL96478

Holder safely supports piston and connecting rod assemblies during engine teardowns or assembly. Slots are 4-3/4" long x 1-1/2" wide to accommodate most combinations. Holder measures 24" x 12" x 9-1/2" tall and can be disassembled for storage.



Rod Guide Tool ALL96480

Plastic tool slips over 3/8" or 7/16" rod bolts to aid piston installation and eliminate the chance of rod bolts hitting crank. A must for any engine builder's toolbox.




Related Part

ALL96481 Rod Guide Tool Extensions 4.5", 1-Pair

Plastigage® Kit ALL96475

Plastigage strings are a simple and accurate way to verify crankshaft, main and rod bearing clearances. Kit includes two green .001" to .003" and one red .002" to .006" (12" long strings), individually packaged inside calibrated sleeves. Detailed instructions are included.



Valve Spring Compressor **ALL96490**

Adjustable C-clamp style compressor will fit most heads including Hemi. Spring cup will fit stock springs up to 1.750" diameter and has a 1.100" "working window" for access to keepers, which may be too large for some small diameter spring/retainer combinations. Compressor has 9/16" hex for use with a wrench, ratchet or impact. This tool will handle spring pressures in excess of 1200 lbs. without slipping off.



Feeler Gauges

Use in engine assembly to check connecting rod side clearance, piston ring end gap, spark plug gap and valve lash. Gauges have Metric and SAE sizing designations etched in each blade. Choose straight or angled sets.



ALL96420..... Straight
ALL96421..... Angled

Valve Lash Wrenches

Allstar Valve Lash Wrenches save precious time and eliminate fumbling with two separate wrenches. Available for Jesel, T&D and other poly-lock style rocker assemblies.



ALL96400 7/16" Box Wrench, 1/8" Allen Wrench, Jesel Assemblies
ALL96401..... 1/2" Box Wrench, 3/16" Allen Wrench, T D Assemblies
ALL96402..... 9/16" Box Wrench, 3/16" And 7/32" Allen Wrenches, Stud Girdle Assemblies
ALL96403..... 5/8" Box Wrench, 3/16" And 7/32" Allen Wrenches, Poly Lock

Remote Starter Switch Kit **ALL76205**

Kit includes a low profile, steel cased foot pedal with 8 foot cord and assorted wire ends to work with many applications. Provides hands free engine cranking when adjusting valves.



Remote Starter Button **ALL76206**

Kit is very helpful for valve lash maintenance when the ignition panel can't be reached. Leads are 60" long and come complete with gator clamps to connect to starter solenoid.




Spark Plug Indexing Tool **ALL96510**

Indexing positions the ground strap of the spark plug properly for best piston dome clearance and un-shrouds the electrode for a more even burn and possible gains of 5-15 horsepower. Works with flat gasket or taper seat 14mm spark plugs. Includes instructions.



Spark Plug Index Shims

Stackable shims index spark plugs at 30° intervals up to 360° properly positioning ground strap in cylinder head for increased power and clearance between spark plug and piston. Shims are intended for use with 14mm flat seat spark plugs only. Package of 24 shims contains 12 silver 60°, 12 black 90°, detailed instructions and dial chart.



ALL96505..... Shim Kit, Standard O.D. (.800")
ALL96506..... Shim Kit, Small O.D. (.720")*

*Shims are designed for close tolerance spark plug pockets such as those on ALL-PRO cylinder heads.

Spark Plug Gap Tool **ALL96515**

Used to set consistent plug gap. Insert plug into holder, then put feeler gauge between ground strap and electrode. Gently turn knurled knob until feeler gauge is snug.



Spark Plug Gap Tool Kit **ALL96516**

Spark plug gap tool quickly and accurately gaps 14mm threaded spark plugs. Thread spark plug into tool, place the correct size feeler gauge beneath the ground strap, then tighten knob to set plug gap. Includes 17 different feeler gauge sizes .010" thru .035".



Port And Polish Kit **ALL11052**

Kit includes an assortment of 60, 80 and 120 grit cartridge rolls for cleaning and modifying intake and exhaust ports to match gaskets, remove casting marks and for smoothing out runners. Two 1/4" mandrels are included with each kit.



Dykem Layout Fluid **ALL12070**

Apply layout fluid to the work surface to enhance visibility of scribes during fabrication. Blue fluid dries in minutes to a uniform, thin film without cracking or chipping. 4 oz. container has a built-in brush under cap. Not intended for use in set up of ring and pinion gear sets.



SB Chevy Engine Covers

Covers protect engines during storage or transport. 1/8" thick polycarbonate material is formed to fit most small block Chevy applications. Short block cover fastens over cylinder head alignment dowels. Manifold cover is designed to replace manifolds with stock port locations and bolt pattern.

ALL96530..... Short Block Cover
ALL96532..... Manifold/Valley Cover



ALL96532



ALL96530



**Flywheel Locking Tool
SB/BB Chevy ALL96426**

Place flywheel locking tool onto rear block dowel pins to prevent the flywheel from turning while tightening or loosening balancer bolts, flywheel bolts, clutch/pressure plate bolts or cam gear bolts. Locking tool works with 153- or 168-tooth flywheels and flexplates.



SB Chevy Crank Socket ALL96424

Steel socket for rotating the crankshaft during engine assembly features a 1" hex and a 1/2" ratchet drive.



Compression Tester ALL96520

Tester checks cylinder compression from 0 to 300 PSI and features an air-hold valve to reset gauge. One-piece stepped brass end fitting with O-rings fits 14mm and 18mm spark plug threads. Easy-to-read 2-1/2" dial is encased in a metal housing, surrounded by an anti-shock rubber cover. A quick release coupler connects the included 12" flexible hose to the gauge.



**Pilot Bushing Install Tool
ALL26115**

Driver simplifies installation of pilot bushings or bearings for manual transmissions including Muncie, Saginaw, BorgWarner, T-10 and many other popular transmissions with .590" pilot shafts.



Clutch Alignment Tools

Splined, high-impact plastic tools are helpful when aligning the clutch disc on the flywheel for proper insertion of the transmission input shaft.



ALL14290 1-1/8" Diameter, 10-Spline
ALL14292 1-1/8" Diameter, 26-Spline

**Flexible Magnetic Pickup Tool
ALL14172**

Flexible tool bends to multiple positions, extends up to 24" and has a magnetic end to quickly retrieve parts.



Telescoping Magnet ALL14173

A strong (3 pound pull), telescoping magnet that will retrieve dropped tools or fasteners. Tool extends over 2 feet, and retracts to just 5" to fit in a shirt pocket.



Telescoping Mirror ALL14174

A 1-1/4" multi-positional, telescoping mirror for inspecting hard-to-see areas or locating engine oil leaks. Mirror is 6-1/2" long and extends to over 19".



Caps And Plugs

A must for keeping debris out of lines and hoses. Ideal for keeping internal components of dry sump pumps, fuel pumps, pressure regulators, etc. clean during storage. Caps and plugs fit 37° flared fittings and straight threaded ports. Available in plastic and aluminum.



Cap	Plug	AN Size	Thread Size	No. Per Pkg.
Plastic Caps And Plugs				
ALL50801	ALL50811	-3	3/8"-24	20
ALL50802	ALL50812	-4	7/16"-20	20
ALL50803	ALL50813	-6	9/16"-18	20
ALL50804	ALL50814	-8	3/4"-16	20
ALL50805	ALL50815	-10	7/8"-14	10
ALL50806	ALL50816	-12	1-1/16"-12	10
ALL50807	ALL50817	-16	1-5/16"-12	10
ALL50808	ALL50818	-20	1-5/8"-12	5
Aluminum Caps And Plugs				
ALL50821	ALL50831	-3	3/8"-24	20
ALL50822	ALL50832	-4	7/16"-20	20
ALL50823	ALL50833	-6	9/16"-18	20
ALL50824	ALL50834	-8	3/4"-16	20
ALL50825	ALL50835	-10	7/8"-14	10
ALL50826	ALL50836	-12	1-1/16"-12	10
ALL50827	ALL50837	-16	1-5/16"-12	10

Cap And Plug Kits



Kits include five of each size, -3AN to -16AN.

- ALL50800 Plastic Cap Kit
- ALL50810 Plastic Plug Kit
- ALL50820..... Aluminum Cap Kit
- ALL50830..... Aluminum Plug Kit

Steel Twelve Point AN Wrenches

Steel twelve point AN wrenches with rubber coated handles are commonly used in tight areas such as tightening hose ends on dry sump oil pumps or fuel lines.

- ALL11178 -8AN
- ALL11179 -10AN
- ALL11180 -12AN
- ALL11181 -16AN



Funnels


Heavy duty plastic funnels are perfect for topping off fuel or other liquids. Available in several sizes.



- ALL40100 6 Qt. Funnel With Brass Screen, Most Common Fuel Funnel
- ALL40102 2 Qt. Funnel With Brass Screen
- ALL40104 1 Pint Funnel With Brass Screen

Extended Funnels

Funnels with extensions work great for filling fluids in hard-to-reach areas. Standard funnel is useful for power steering, and automatic transmissions. Funnel with flexible extension is ideal for differentials and manual transmissions. Built-in hang tab allows funnel to be secured to



- ALL40107 1 Pint Funnel With Flexible Extension
- ALL40108 1 Pint Extended Funnel

Carb Stand ALL26200

Aluminum stand simplifies carb maintenance and will hold carb off of work bench surface. Works with Edelbrock, Quadrajet, and Holley 2- and 4-barrel carbs (except 4500 series).



Filter Cleaning Station

ALL26009

Filter cleaning station simplifies and speeds up the process of servicing 14" washable air filters. Spray air filter with a cleaner/degreaser as recommended by filter manufacturer, allow a brief time to soak, then flush clean with a garden hose. Allow filter to dry completely rotating as necessary. Once filter is dry, use stand to rotate filter for even application of filter oil, if applicable. For use with washable filter elements only (sold separately).



Tool Tray ALL14170

Tool tray measures 12" x 18" x 3", with hooks on one side to fasten to race car nose or sprint/midget front wing and 6" stands on the opposite side so tray will sit level. Tray has 16 holes for spark plug and nozzle holder use.



Carb Hats

Carburetor hats are ideal to cover open carbs and prevent debris from falling into the engine while working in garage or pit area while the air cleaner is removed. 2-1/2" tall carb hats are designed to fit most carbs or throttle bodies with a 5-1/8" diameter neck.



- ALL26040 Plastic Carb Hat
- ALL26042 Plastic Carb Hat With Screen, Use When Adjusting Valves
- ALL26043 Aluminum Carb Hat, Standard Spun Aluminum
- ALL26044 Aluminum Carb Hat, Deluxe Machined Aluminum With Sealing O-Ring

Note: Hats will not clear choke linkage or shaft on Holley style carbs but will clear choke horn with choke linkage and shaft removed.

Dominator Carb Hat

ALL26041

Plastic carb hat is 2-3/8" tall and fits over the 7-1/4" air cleaner opening of Holley Dominator carburetors to prevent water or debris from entering the engine. Solid cover may be drilled when an air cleaner stud is used.



Sprint Car Wash Plug Set

Aluminum plugs have O-rings for a water tight seal and will keep dirt out of injectors while cleaning sprint car. 4-piece set comes with a nylon storage pouch.



ALL26072

Part No.	Size	Wash Plug Dia.	Stack Dia.
Kinsler			
ALL26072	2-1/4"	2.328"	2.335"
ALL26073	2-11/16"	2.762"	2.790"
ALL26074	2-3/4"	2.848"	2.875"
ALL26075	2-13/16"	2.921"	2.950"
ALL26076	2.90"	2.973"	3.00"
Engler			
ALL26033	2-1/2"	2.632"	2.650"
ALL26035	2-13/16"	2.885"	2.905"
ALL26036	2.90"	2.973"	3.00"
ALL26038	3"	3.073"	3.10"
Hilborn			
ALL26032	2-7/16"	2.483"	2.50"

Sprint Fuel Pressure Gauge

ALL40330

Fuel pressure indicator gauge allows pre-adjustment of the high speed, secondary and main valve opening pressures using a compressed air source. Gauge can be mounted directly to the wall or tool box. 4-1/2" diameter dial has a 0-160 PSI range.





Wheelie Bar Wrenches

Billet aluminum wrench is the perfect tool for adjusting wheelie bar height. A highly visible scale printed directly onto the wrench helps to quickly measure height between 2" to 7" in 1/8" increments. Overall wrench length 9" x 3/8" thick.

- ALL11195 Wrench For 3/4" Jam Nut
- ALL11196 Wrench For 15/16" Jam Nut
- ALL11197 Wrench For 1" Jam Nut



Nitrous Combination Wrench

ALL11151

4-in-1 wrench has four different sizes to accommodate -3AN, -4AN, -6AN line fittings and 1-1/4" bottle fitting. Compact enough to fit in your pocket or glove box for quick bottle changes or to check lines at the track.



Aluminum AN Fitting Wrench Set

ALL11100

Five-piece, aluminum wrench set for use with aluminum AN-style, braided hose fittings manufactured by Aeroquip, Earl's, etc. Sizes included are -6AN, -8AN, -10AN, -12AN, and -16AN. Each wrench is finished in different color anodizing for easy identification. Also sold each.



Individual Wrenches


- ALL11106 -6AN
- ALL11108 -8AN
- ALL11110 -10AN
- ALL11112 -12AN
- ALL11116 -16AN
- ALL11118* -20AN

*-20AN wrench not included in set.

Double-Ended Aluminum AN Fitting Wrench Set

ALL11120

Wrenches make quick work of checking both halves of a fitting when the line is installed on the car. Won't mar fittings like steel wrenches. Wrenches are also sold individually.



Individual Double-Ended Wrenches

AN Size	Hose Wrenches (Red)	Fitting Wrenches (Blue)
-4, -6	ALL11124	ALL11126
-8, -10	ALL11128	ALL11130
-12, -16	ALL11132	ALL11134

Adjustable Aluminum Fitting Wrenches

Eliminate the guesswork of which wrench is needed to tighten, remove or check steel braided hose fittings. Aluminum wrenches prevent damage to fitting and are available in two sizes: 8" for fittings up to a -10AN, and 10" for fittings up to -20AN.

- ALL11152 8"
- ALL11153 10"



Drum/Barrel Pump ALL40114

Hand siphon drum pump dispenses or transfers low viscosity fluids from a 55-gallon drum. Self priming bulb delivers up to 5 gallons per minute. Compatible with gasoline, methanol and nitro methane.



Drum Pump Kit for Utility Jugs

Easily transfer low viscosity fluids from most popular utility jugs without lifting a heavy jug by converting jug into a hand pump unit. Kit includes a cap and hand pump to replace the original utility jug cap. Individual cap may be purchased separately when using an existing pump. Pump siphon tube will need to be cut to length depending on the size of jug used.

- ALL40116 Kit For Use With Scribner Jug
- ALL40117 Kit For Use With VP Jug
- ALL40118 Cap Only For Use With Scribner Jug
- ALL40119 Cap Only For Use With VP Jug



Primer Bottle

ALL40090

Durable plastic squeeze bottle is ideal for priming alcohol engines. Cap has an angled filler tube, with tapered tip that easily fits into the vent tube of carburetor fuel bowl. 16.9 ounce capacity.



Fire Extinguishers

Hand held dry chemical fire extinguishers are perfect for race car, trailer or garage use and include steel mounting bracket and strap, aluminum nozzle and hairpin safety pin. ABC rated, mono-ammonium phosphate based extinguishers are 15-1/2" tall and effective against electrical, liquid, grease, wood or paper fires. USCG approved when used with included mounting bracket and retaining strap to secure extinguisher to bracket.

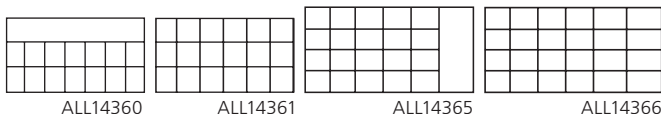


- ALL10500 2.5 Lb., Red (3" diameter)
- ALL10501 2.5 Lb., Chrome (3" diameter)
- ALL10502 5 Lb., Red (4-1/4" diameter)



Storage Cases

These handy storage cases help organize many items around the shop, trailer or home such as electrical connectors, quick turn fasteners, tire groover and siper blades, small screws, fasteners and many more items. Curved bottom compartments create a smooth scoop, making it easy to remove the smallest of items. Molded-in dividers prevent items from slipping under dividers and accidentally mixing product.



ALL14360 Plastic, 15 Compartment, 11" x 7" x 1-3/4"
ALL14361 Plastic, 18 Compartment, 11" x 7" x 1-3/4"
ALL14365 Metal, 21 Compartment, 9-1/2" x 13-1/2" x 2"
ALL14366 Metal, 24 Compartment, 9-1/2" x 13-1/2" x 2"

Test Light ALL76215

Quickly diagnose electrical problems by testing for current in electrical circuits, relays, switches or fuses. Handheld test light has a 36" lead wire with an insulated clip which fastens to a common ground and a sharp piercing point to probe insulated wire or terminals. Indicator light illuminates identifying powered circuits in 6-12V systems.



Weather Pack Terminal Tool

ALL76264

Tool removes male and female pin terminals from Weather Pack connectors without damage.



Weather Pack Pliers

ALL76221

Weather Pack pliers will crimp most popular 10-22 gauge non-insulated terminals. 8" overall length.



Impact Crimper ALL76135

Excellent for permanently crimping standard cable ends to battery cables.



Wire And Cable Cutters ALL11003

Capable of cutting copper stranded wire from 20 gauge primary wire to 1/0 gauge battery cable. These specially designed cutters will not flatten wire during cutting, which is helpful when installing connectors and building battery cables. Cutters are not designed to cut steel wire.



Ratcheting Crimp Pliers ALL76220

Perform professional quality crimps on most standard electrical connectors. Pliers include jaws for 22-18, 16-14 and 12-10 gauge connectors and are easily compressed with help from the ratcheting mechanism which releases when connector is fully crimped.



Nylon Tie Wraps

Secure electrical wiring, gauge lines and roll bar padding. 100 per bag. Available in black, natural, red, blue, yellow and purple nylon.



Black

ALL14120 3-3/4"
ALL14122 6"
ALL14123 7-1/4"
ALL14124 11-1/4"
ALL14125 14-1/4"

Red

ALL14126 7-1/4"
ALL14127 14-1/4"

Blue

ALL14128 7-1/4"
ALL14129 14-1/4"

Natural

ALL14130 3-3/4"
ALL14132 6"
ALL14133 7-1/4"
ALL14134 11-1/4"
ALL14135 14-1/4"

Yellow

ALL14136 7-1/4"
ALL14137 14-1/4"

Purple

ALL14138 7-1/4"
ALL14139 14-1/4"

Heavy Duty Nylon Tie Wraps

Heavy duty black nylon ties are ideal for emergency repairs and applications that require a secure attachment.

ALL14380 8", 25-Pack
ALL14381 14", 25-Pack
ALL14383 21", 10-Pack
ALL14385 36", 10-Pack



Nylon Flush Fit Tie Wraps

Flush fit design ties have the excess portion of the tie exit in the same direction as the original tie, helping to eliminate the left-on protruding sharp portion found in standard ties. Package of 100.

ALL14395 8" Long
ALL14396 11" Long



Nylon Tie Wraps With Mounting Holes

Built-in tab with mounting hole to easily secure wiring harnesses, hoses or cables to a panel with rivets or other fasteners. Package of 25.

ALL14390 8" With #10 Hole
ALL14391 11" With #10 Hole
ALL14392 14" With 1/4" Hole



Tie Wrap Tool ALL11005

Tired of cuts from nylon tie wraps that have been trimmed with standard wire cutters? This tool does a great job of drawing nylon ties tight around bundles of wires or cables in tight areas and easily cuts flush with a twist of the wrist. ABS constructed tool has steel cutting blades and works with common size nylon wire ties.



Tie Wrap Mounting Bases

Self-adhesive mounting bases provide a location for attaching standard tie wraps to secure wiring, cables and hoses. Bases mount to clean flat surfaces and accept 75# and smaller wire ties. Package of 10.

ALL14116 3/4" x 3/4" Mounting Base
ALL14117 1-1/8" x 1-1/8" Mounting Base






Radiator Fin Tool Kit

ALL10680

Hand held tool straightens and repairs damaged fins in most radiators, coolers, and air conditioning condensers. Repairing damaged fins provides better airflow through core increasing cooling ability. Six interchangeable heads: 13, 15, 16, 17, 18 and 20 fins per inch.



Blower Fan ALL30002

Compact, 115V, 2.3 amps plastic blower moves up to 300 CFM of air. The quiet electric blower can be adjusted to move cooling air wherever it's needed, up to 30 ft. away. Weighs just 8 lbs. with two built-in receptacles and a 12' long power cord. Optional 5300 BTU heater accessory (sold separately) attaches to front of blower and plugs into one of the receptacles to transform blower into a heater. Heater with blower unit draws 11.7 amps.



Related Part

ALL30003 Blower Fan Heater Accessory, 3 Lbs.

Wall Mount

Radiator Holder Kit ALL12216

Brackets fasten to trailer wall and hold radiator safely in place during transport to avoid damage. Kit includes two 29" long aluminum brackets with adjustment holes at 2" increments and arms to fit radiator cores up to 2-1/4" wide. Adjustable arms are slotted for quick adjustment with included thumbscrew knobs to fit a variety of radiator heights.



Safety Glasses

ALL10258

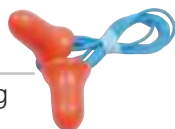
Comfortable, lightweight, general purpose safety glasses have a clear wrap around lens for maximum visibility. ANSI-Z87.1 rated.



Reusable Corded Earplugs

ALL12000

Corded earplugs fit instantly without rolling or squeezing. Made of a soft material that cleans up easily in warm, soapy water.



Nitrile Gloves

Nitrile gloves protect against dirt and grime and help prevent oil and harsh chemicals from contacting the skin. Gloves are latex and powder free to keep from irritating skin. General purpose gloves are great for light duty uses that are not exposed to chemicals. Chemical resistant gloves work well for general purpose as well as jobs that involve oil, fuel, brake fluid and most cleaning chemicals such as brake and carb cleaners. Package of 100.

General Purpose (Blue)

ALL12020 Medium
ALL12021 Large
ALL12022 X-Large



Chemical Resistant (Black)

ALL12024 Medium
ALL12025 Large
ALL12026 X-Large
ALL12027 XX-Large

Allstar Gloves

General purpose gloves protect hands from everyday abuse in the shop or at the racetrack. Lightweight, elastic weave material with reinforced palm and fingers allows mobility and unrestricted use.



ALL99940 Medium
ALL99941 Large
ALL99942 X-Large

Allstar Apron ALL99962

Black cloth apron has pockets to keep tools close at hand. Reverse apron to place pockets on the inside when grinding tires. Adjustable strap allows one size to fit all.



Deluxe Aluminum

Mud Scraper ALL44165



Remove the stickiest mud and clay without damaging paint or decals. Lightweight and 32" long to reach wings, deck lids and undercarriage. Use the convenient hole in end to hang scraper.

Pressurized Sprayers

Sprayers are great for applying bulk cleaners, degreasers, solvents, penetrating oils and other lubricants. Sprayers have a capacity of 32 ounces. Versatile nozzle adjusts from mist to a stream.

ALL10516 Black
ALL10518 Chrome



Racer's Tape

A hundred uses in the shop or at the track, this is true "Racer's Tape".



1" Wide x 90'

ALL14140..... Silver
ALL14141..... Black

2" Wide x 180'

ALL14150..... Silver
ALL14151..... White
ALL14152..... Red
ALL14153..... Black
ALL14154..... Yellow
ALL14155..... Blue

2" Wide x 180'

ALL14156..... Orange
ALL14157..... Green
ALL14158..... Burgundy
ALL14159..... Purple
ALL14162..... Teal

3" Wide x 180'

ALL14142..... White
ALL14143..... Black

Gaffer's Tape

Vinyl coated gaffer's tape has a dull appearance and is much stronger than standard racer tape.



2" Wide x 165'

ALL14251..... White
ALL14252..... Red
ALL14253..... Black
ALL14254..... Yellow
ALL14255..... Navy Blue

1" Wide x 150'

ALL14245... Fluorescent Green
ALL14246... Fluorescent Pink
ALL14247... Fluorescent Orange
ALL14248... Fluorescent Yellow

2" Wide x 45'

ALL14145... Fluorescent Green
ALL14146... Fluorescent Pink
ALL14147... Fluorescent Orange
ALL14148... Fluorescent Yellow

4" Wide x 165'

ALL14261..... White
ALL14263..... Black



Non-Skid Tape

Heavy duty, non-skid tape is long lasting and may be used in the race car, shop or trailer. Tape will handle temperatures up to 220°F.

ALL14175..... 2" x 10'
ALL14165..... 4" x 10'



Black And White

Checked Tape ALL14149

Checked tape has many uses such as signs, displays, race cars, trailers, etc. Rolls are 2" wide and 45' long.



Tape Display Rack

ALL050

Two tier rack's top row holds 180' rolls; the bottom holds 45' or 90' rolls. Tape sold separately.



Air Box Tape

Metallized tape has special adhesives to secure and seal panels. Designed specifically for sealing air boxes and other high heat areas. Rolls are 2" wide and 180' long.


ALL14270 Silver
ALL14272 Black




Reflective Tape

Reflective tape is weather and solvent resistant for outdoor use on the side and rear of trailers. Can also be used on safety equipment, motorcycles, farm equipment and large trucks. Material is manufactured with the correct required DOT certification markings. 6" Red/6" White pattern. Rolls are 2" wide x 50' long.

ALL14240 Triangle Pattern
ALL14242 Diamond Plate Pattern



ALL14240



ALL14242

Surface Guard Tape

Clear protective polyurethane tape can be applied directly over painted surfaces or decals to help prevent scratching, chipping or other damage. Use on wheel well openings, rocker panels, headlight decals, door edges or anywhere added protection may be required. Tape is 8 mil thick and provides excellent resistance to ultraviolet light. Will not yellow over time.

ALL14275 2" x 30'
ALL14276..... 3" x 30'
ALL14277 4" x 30'



Shipping Tape

Seal shipping boxes and boxes of spare parts.

ALL14160..... Clear 2" x 330 Ft. Roll
ALL14161 Tan 2" x 330 Ft. Roll



Tape Gun ALL14163

Use with shipping tape.






Electrical Tape ALL14280

Protect electrical connections and secure wires. 3/4" x 60 ft. roll. UL approved.



Thread Sealant Tape ALL14282

PTFE tape seals threads on pipe connections. 1/2" x 21 ft. roll.



Rescue Tape ALL14285

Rescue tape is a self-fusing silicone repair tape with many uses including sealing plumbing and hoses, insulation of wiring from up to 500 degrees of heat, sealing electrical connections and adding extra grip to steering wheels and tool handles. Resists fuels, oils, and solvents and will not gum up or become sticky like most other tapes. Roll is 1" wide x 12' long x 20mil thick.



Double Sided Tape ALL14288

Double sided tape is a suitable alternative for attaching panels or trim when standard mechanical fasteners are not an option. Tape is ideal for mounting items on trailer walls or attaching aluminum panels in enclosed trailers. Roll is 3/4" wide x 15 ft. long.



Cleaning Wipes

Disposable wipes are great for cleaning hands when washing is not an option. Perfect for use after fueling vehicles, making roadside repairs or even as a pre-clean to remove stubborn grease. Durable textured wipes are pre-moistened, citrus scented and enriched with aloe and vitamin E to deep clean and promote soft skin. Resealable package prevents product from drying out.

ALL12016..... 30 Ct. Pop-Up Dispenser
ALL12017..... 60 Ct. Pop-Up Dispenser



Absorbent Mats

A must for the workshop and trailer. These handy absorbent mats have bonded layers, allowing fluid to spread quickly through material.

15" x 60" Rolls (Perforated Every 10")

ALL12030 Universal For All Fluid Types (Oil, Coolant, Water)
ALL12031..... Oil Only

100-Pack (15" x 10" Individual Sheets)

ALL12032 Universal For All Fluid Types (Oil, Coolant, Water)
ALL12033 Oil Only



Magazine Racks

Mount to shop or trailer wall to keep favorite publications and manuals neatly organized! Steel racks are available in black wrinkle or red smooth finish.

ALL12222 Single Rack, Black
ALL12224 Single Rack With Toilet Paper Holder, Black
ALL12242 Single Rack, Red
ALL12243 Double Rack, Red
ALL12244 Single Rack With Toilet Paper Holder, Red



Scott Rags ALL12005

Multi-purpose cloth-like disposable towels are perfect for shop and trailer. 10" x 14" towels are packaged in a 200 ct. box with pop-up dispenser. Mount to shop or trailer wall with ALL12220 or ALL12240 holders.




Shop Towels ALL12006

Blue shop towels are much heavier than standard paper towels and work great for numerous tasks around the shop or track. Rolls contain 60 individually perforated 11" x 9-1/2" disposable sheets.



Shop Towel Holders

Secure to shop wall, trailer or near sink to keep towels ready at hand! Steel towel holder is available in black wrinkle or red smooth finish.



ALL12221

ALL12220 Black, Box Style, 9-1/2" x 9-1/2" (Fits ALL12005 Towels)

ALL12240 Red, Box Style, 9-1/2" x 9-1/2" (Fits ALL12005 Towels)

ALL12221 Black, Roll Style (Fits ALL12006 Towels)

ALL12241..... Red, Roll Style (Fits ALL12006 Towels)

Shop Towel Roll Holder

ALL12219

Aluminum shop towel holder is 11" wide to hold most standard size towel rolls. Two flip-over clips hold the towel rod in place for easy roll replacement and a weighted plate helps keep towels from unrolling when mounted to trailer or shop wall.



Towels

Soft, absorbent terry cloth towels can be used for polishing, wiping up spills or general detailing. Shop towels belong with every tool box as well as in the shop, garage or trailer.



ALL12010..... Red Shop Towels, 25-Pack
ALL12011..... White Shop Towels, 25-Pack
ALL12012..... White Terry Towels, 12-Pack

Microfiber Towels ALL12008

12" x 12" terry microfiber towels are great for polishing, cleaning and many other uses around the shop or when detailing a vehicle. Different color towels keep jobs separated and help eliminate cross contamination between various polishes or cleaners. Package of 3.



Oil Bottle Trays

Trays mount to shop or trailer wall and measure 4-1/2" deep making them perfectly sized to hold most quart oil containers. Trays are fabricated from 1/8" thick aluminum and feature a white powder coated finish.

ALL12265 16" Long Tray
ALL12268 21" Long Tray



Aerosol Can Holders

Bolt to trailer or garage wall to hold cans up to 3" in diameter. Sturdy steel construction is pre-painted white.

ALL12200 Six Can Holder, 23" Long x 3-1/2" Deep x 5-1/2" Tall
ALL12201 Three Can Holder, 11-1-2" Long x 3-1/2" Deep x 5-1/2" Tall



Aerosol Can Tray

ALL12264
Bolt aluminum can tray in multiple locations of shop or trailer walls to keep frequently used chemicals neatly organized and quickly accessible. Tray measures 16" long x 3-1/2" deep with a 2-1/4" tall front lip.



Can Racks

Mount racks in multiple locations to quickly access frequently used cans. Perfectly sized for carb cleaner, paint, lube and other maintenance spray products. Steel racks are 3" deep x 12" wide and are available in black wrinkle or red smooth finish.

ALL12225 Black
ALL12245 Red



Utility Shelves

Durable steel shelves mount to shop wall for organizing chemicals and cleaning supplies or to display books, trophies, etc. Available in black wrinkle or red smooth finish.

ALL12227 12" x 24" Shelf, Black
ALL12228 12" x 36" Shelf, Black
ALL12247 12" x 24" Shelf, Red
ALL12248 12" x 36" Shelf, Red



Cordless Drill Holders

Secure to shop wall or trailer to keep frequently used cordless drills quick at hand! Holder is 6-1/2" wide and available in white or black.

ALL12202 White
ALL12203 Black



Push Broom Holder

ALL12204

Stop tripping over the push broom! Handy bracket mounts to the shop or trailer wall to keep push brooms up off the floor. 9" wide steel bracket holds most standard push brooms or floor squeegees.



Cord Reel Bracket

ALL12206
Steel bracket mounts most cord and light reels parallel to trailer walls keeping them from protruding into the workspace while allowing cords to easily exit out the rear of the trailer. Mounting bracket is also useful when mounting reels with 3" wide hanging brackets to the side of a pit cart.



Sprint Car Nose Wing Wall Mount Brackets

ALL12214
Brackets attach to the side of trailer wall to hold a spare sprint car front nose wing safely in place. Powder coated aluminum brackets feature slotted arms which are fully adjustable to accommodate a variety of nose wing shapes and sizes. Sold in pairs with retention straps to keep wing secure.



Helmet Shelf

ALL12232

Mount to shop or trailer wall to keep up to two helmets safely stored. Sturdy shelf is 24" long x 16" deep and has a black wrinkle finish.



Display Shelf

ALL12249

Glass shelf supported by a decorative sturdy steel frame is perfect for displaying collectibles in the shop such as diecast cars, trophies, helmets and more. Shelf is 12" wide x 36" long and has a red smooth finish.





Ratcheting Tie Down Straps

Tie downs are great for securing vehicles and pit equipment during transport. 2" x 8' long straps have heavy duty plated hardware and a ratchet designed to hold excess strap material as it is pulled through and wrapped up during tightening. ALL10196 has a built-in axle strap with protective sleeve for wrapping around a rear end housing or chassis and then back to itself. The working load limit is the maximum load a strap should be subjected to during normal use.

Part No.	Width	Length	Hook Type	Working Load Limit
ALL10184	2"	8'	Flat	1,660 Lbs.
ALL10188	2"	8'	Direct	1,660 Lbs.
ALL10192	2"	8'	Twist	1,660 Lbs.
ALL10196	2"	8'	Twist	1,660 Lbs.



Flat Hook



Direct Hook



Twist Hook

Race Car Tie Down Package **ALL10209**

Includes two ALL10196 axle combo ratchet straps and two ALL10200 axle tie back straps. Enough tie downs to secure a car to any trailer.



Axle Straps

Axle straps or winch straps work great for wrapping around the chassis or axle tubes when securing a vehicle to the trailer or when winching a vehicle. Adjustable protective sleeve can be positioned as needed to help prevent strap damage from sharp edges. The working load limit is the maximum load a strap should be subjected to during normal use.

Part No.	Width	Length	Hook Type	Working Load Limit
ALL10200	2"	24"-40" Adj.	Twist	1,660 Lbs.
ALL10203	2"	21"	Delta Ring	3,300 Lbs.
ALL10204	2"	21"	D-Ring	1,660 Lbs.
ALL10207	2"	33"	Delta Ring	3,300 Lbs.
ALL10208	2"	33"	D-Ring	1,660 Lbs.



Chassis Tie Down Brackets

ALL60075

Steel brackets weld to chassis and provide a secure mounting location to hook a tie down strap or winch cable. Set of 2.



Recessed D-Ring

ALL10210

Heavy duty recessed D-Ring.



D-Ring Backing Plate

ALL60074

Backing plate strengthens and reinforces the mounting area of Allstar recessed D-rings. Plate may also be used as a template when installing D-rings and is bare steel, allowing plate to be welded in place. 1/4" thick.



Ratchet Binders

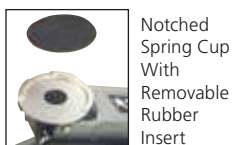



Secure extra equipment in the trailer with these 1" wide binders made of heavy duty nylon webbing. Easy, one hand operation. Ratchet binders have a 1,000 lbs. rating.
 ALL10180 Standard 8' Length
 ALL10182 Heavy Duty 16' Length

Aluminum Pit Jack

Lightweight, 3,000 lb. capacity floor jack has a low profile to roll under the lowest slung race chassis. Made of high quality aluminum, jack incorporates a patented hydraulic system to reach maximum height of 17-1/2". Large, two-piece handle has a spring detent to lock handle halves together. Built-in stops on the jack prevent the handle from falling forward past the 12 o'clock position. Rolls easily on heavy duty rear caster wheels. Optional dirt wing adapts jack for use in unpaved pits.

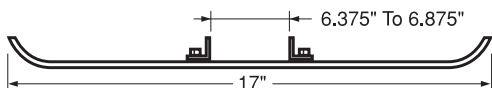
ALL10422 3-Pump, Red
ALL10425 6-Pump, Silver



Notched Spring Cup With Removable Rubber Insert

Dirt Wing For Pit Jack **ALL10426**

Provides a sturdy base when using the pit jack on a dirt surface.



Jack Stands

ALL10124

Jack stands with unitized frame will support three tons. The ratchet locking mechanism assures safe, positive height control. Adjustable from 12-1/2" to 17-1/2". Sold in pairs.



Stack Stands **ALL10254**

Support stands can be stacked together to conserve valuable space in the trailer or shop. Stands are 14" tall with a sturdy 12" x 15" base and rated at 3,000 lbs. each. Sold in pairs.



NEW!



Wheel Dollies

Move cars easily to make more room in garage or race shop. Dollies, in steel or aluminum, have rounded lower sections to safely cradle each tire. Steel dollies are 14-1/2" wide x 23-1/2" long with standard casters for use with cars up to 4,000 lbs. Aluminum dollies are 10" wide x 16" long with standard casters for cars up to 4,000 lbs. or deluxe ball bearing swivel casters to accommodate cars up to 5,000 lbs. Deluxe casters also include one wheel brake per dolly. All dollies are sold per pair. Ratings stated are when using a combined set of four same wheel dollies.

ALL10129..... Steel, Standard Casters, For Cars Up To 4,000 Lbs. (Single Dolly Rating 1,000 Lbs.)

ALL10134..... Aluminum, Standard Casters, For Cars Up To 4,000 Lbs. (Single Dolly Rating 1,000 Lbs.)

ALL10135..... Aluminum, Deluxe Casters, For Cars Up To 5,000 Lbs. (Single Dolly Rating 1,250 Lbs.)



ALL10129



ALL10134



ALL10135

Track Mats

Mats fold for easy storage and are ideal for use on asphalt, dirt, in the pits or on the garage floor. Vinyl covered pad measures 52" x 24" unfolded, 12" x 24" folded.

ALL10126..... Black

ALL10127..... Red

ALL10128..... Blue



Moving Blanket

ALL12013

All purpose padded moving blanket is an ideal ground cover at the track, fender/seat cover or moving/storage pad. Quilted with bound edges. 72"x 80".



Randy Johnson

Photo: Mike Kalling




Pit Cart Chassis ALL10600

Universal kit is a good starting point for building your own custom pit cart. Welding is required and the kit includes all the necessary components to get you off the ground with a rolling platform. Includes a pre-welded front cross member, spindles, steering components, 1" x 2" steel frame tubing with main rails drilled for rear axle, pre-welded rear axle assembly, wheels, tires and a handle. Frame width is designed to be 14" and a maximum frame length of 60" with a 53" wheelbase. Frame may be shortened as needed.



Race Car Lift With Pump



Portable lift collapses to a low 3" profile and raises up to 17". Lift is easily positioned under race car to raise off the ground simplifying tire changes and chassis tuning and will support up to 2,400 lbs. Complete system includes a 110VAC, 3/4HP hydraulic pump with cord and plug, hydraulic cylinders with down assist canisters, 1" bolt on risers for cars with raised frame rails, safety struts to lock raised lift in place, assist handle and 20' of hydraulic quick connect hose to attach pump to lift. The pump provides power up/gravity down operation and can be mounted either horizontally or vertically, typically mounted to trailer or a hand cart. A push-button on the motor starts the unit to raise lift. To lower, a manually operated release valve is used for finger-tip control of lowering speed. Pump is compatible with hydraulic fluid, ATF, 10W30 or 10W40 oil (not included). Assembly is required, all hardware included.

- ALL11270..... Steel Frame Race Car Lift Kit With Pump
- ALL11272..... Aluminum Frame Race Car Lift Kit With Pump

Components

- ALL11271 Race Car Lift Steel Frame, Only
- ALL11273..... Aluminum Frame Only
- ALL11274..... 20' Hydraulic Hose
- ALL11275..... 30' Hydraulic Hose
- ALL11276..... Steel Handle
- ALL99275..... Lifting Cylinder Left
- ALL99276..... Lifting Cylinder Right
- ALL99277..... Hose (Tee To Cylinder)
- ALL11280..... 110V Hydraulic Pump, Only
- ALL99273..... Down Assist Cylinder
- ALL99274..... Replacement 90 Degree Cylinder Fitting

Race Car Air Jacks

Raise your car in seconds! The Allstar Air Jack system connects to your race car with included weld-on mounting rings or with ALL11305 bolt-on mount kit (sold separately) for simplified installation. Works with a nitrogen tank, requires a hi-pressure regulator and a minimum 400 PSI hose. System will support vehicles up to 3000 lbs.



- ALL11300..... Complete Kit (15-1/4" Stroke)
- ALL11302..... Complete Kit (11-3/4" Stroke)

Related Items

- ALL11315..... Air Jack Cylinder 11-3/4" Stroke
- ALL11316..... Air Jack Cylinder 15-1/4" Stroke
- ALL11317..... Safety Prop For 11-3/4" Cylinder
- ALL11318..... Safety Prop For 15-1/4" Cylinder
- ALL11305..... Aluminum Bolt-On Mount Kit (8 Split Mounts)
- ALL11319..... Mounting Ring Kit
- ALL11310..... Pressure Regulator
- ALL11312..... Premium Hose Kit (See Below)
- ALL11320..... Complete Plumbing Kit

High Pressure Regulator

ALL11310

Nitrogen tank regulator is adjustable from 10-500 PSI and is designed for use with the Allstar air jack kit ALL11300.



Premium Hose Kit For Air Jack System ALL11312

Premium hose kit includes 35 feet of 500 PSI hose and fittings to connect ALL11300 air jack system to ALL11310 regulator.



Chassis Dollies ALL10625

Steel chassis dollies allow a car or chassis to be moved around the shop easily and safely. Each dolly measures 30" across the top with high density rubber pads and a single wheel brake to help prevent rolling. Dollies adjust from 13" to 19" high with a removable 1" block on one side for use on sprint cars with a raised rail chassis. Stands also collapse flat for storage in shop or trailer. Dollies are rated up to 2000 lbs. per set and sold as a pair.



Air Hose

3/8" rubber hose with durable outer coating is weather, oil and solvent resistant. Maximum operating pressure is 200 PSI, burst pressure is 800 PSI. Solid brass 1/4" NPT end fittings.

- ALL10526 Air Hose 25'
- ALL10527 Air Hose 50'



Nitrogen Bottle Holder

ALL12210

Attach to trailer or shop wall to secure 9-1/4" diameter nitrogen bottle in upright position. Heavy steel bracket has a 1-1/2" wide hinged strap that pivots for easy bottle replacements. Overall bracket length is 17-1/2" with mounting holes 16" on center. Set of two.



Pit Sockets

The same pit sockets used by many top race teams. Steel sockets have a 1/2" drive to work with most impact guns and a machined lug nut end (not hex), for use with 1" lugnuts.

- ALL10230 2-1/4" Tall, CNC Machined
- ALL10232 3-1/4" Tall, CNC Machined
- ALL10233 3-1/4" Tall, Economy



Hex Pit Sockets With Extension

Hex style pit sockets with a built-in extension prevent extension and socket from separating during wheel changes. Bright powder coated finish provides a durable coating and helps prevent loss in dark pit areas.



3/8" Drive

- ALL10234 5"
- ALL10235 12"

1/2" Drive

- ALL10239 5"
- ALL10240 12"



Derek Kraus

Photo: Stan Kalwasinski

Super Sockets With Extension

Pit sockets are available with 5" or 11" extensions and include our Super Socket for fast wheel changes without jamming lug nuts. Sockets fit 1" lug nuts and are used with 1/2" drive impact guns.

- ALL10242 5"
- ALL10241 11"



Quick Spin Lug Wrench ALL10107

Sturdy lug wrench is made of 7/8" diameter tubing with a deep 1" socket welded to one end and a sealed bearing pressed on the other. Overall length is 18" with 7-1/2" handles. Gray powder coated finish.



Economy Quick Spin Lug Wrench

ALL10108

Lug wrench is a 1" diameter tube with a shallow 1" socket welded to one end and rotating piece of plastic pipe attached to the other. The 10" handles are angled with rubber grips and the overall length is 23".



Wheel Wrench ALL10655

Sprint car wheel wrench features a removable sleeve adapter to fit heavy duty and lightweight axles. Six-point socket fits 3" axle hex nuts. Black powder coated aluminum construction.



Aluminum Air Tanks

Portable lightweight aluminum tanks provide an easy way to air up tires. Welded tanks will not rust or corrode and are pressure tested to military specifications up to 300 PSI.


- ALL10531 7" x 10" Horizontal Tank, 1-1/2 Gallon
- ALL10532 7" x 24" Vertical Tank, 2-3/4 Gallon
- ALL10530 9" x 11" Horizontal Tank, 2-3/4 Gallon
- ALL10534 9" x 20" Horizontal Tank, 5 Gallon



ALL10532

Replacement Parts

- ALL99340 0-200 PSI Gauge
- ALL99341 Hose With Chuck
- ALL99342 Brass Manifold



ALL99342

ALL99340

ALL99341



Tire Pressure Gauges

2" gauge has a 12" flex hose with swivel chuck and pressure release valve. Accurate to within +/- 1%.

- ALL44076..... 0-20 PSI
- ALL44077..... 0-40 PSI



ALL44077

Tire Pressure Gauges, Glow In The Dark

Tire pressure gauge has a glow in the dark face. Swivel chuck rotates 360 degrees on a 14" long rubber hose for easy placement on valve stems with leak free operation. A rubber cover surrounds the gauge for added protection against drops and has a ribbed molded pattern for increased grip. Gauge also features a built-in pressure release valve for removing air in small amounts for precise pressure adjustments.

2-1/4" Diameter

- ALL44056..... 0-15 PSI, 2-1/4"
- ALL44057..... 0-30 PSI, 2-1/4"
- ALL44058..... 0-60 PSI, 2-1/4"

4" Diameter

- ALL44046 0-15 PSI, 4"
- ALL44047..... 0-30 PSI, 4"
- ALL44048 0-60 PSI, 4"



ALL44047

Tire Gauge Holders

Secure holder to shop or trailer wall to keep tire gauge conveniently located. Aluminum holder works with most tire gauges and has wrap around sides to hold gauge in place.



ALL12259

- ALL12259 Holds Gauges Up To 3-1/2" O.D.
- ALL12260 Holds Gauges Up To 4" O.D.

Valve Stem Puller ALL44032

Puller threads onto valve stem and properly pulls rubber valve stems into place. Large rubber block protects expensive wheels and creates leverage when pulling.



Valve Core Tool ALL44030

Easily remove and install new valve cores. Base of handle has a machined pattern to aid with grip. Ergonomically designed and crafted from stainless steel. Measures 3" overall length.



Tire Log Decal

Easy to write on, vinyl decal is handy when recording important tire information at the track. 8-1/2" x 2".

- ALL047..... 4-Pack
- ALL047-40.... 40-Pack



Tire Durometer ALL44034

Easily check tire hardness. Includes storage pouch.



Stagger Gauge

ALL10116

Measures tire diameter and automatically converts it to circumference.

Strong tubular gauge will not flex and will provide accurate, consistent stagger measurements every time. Gauge measures from 65" to 115" in 1/4" increments.



Replacement Part

- ALL99044 Tape Decal

Tire Tape Measures

Ten foot long tapes are ideal for measuring tire diameters and checking stagger.

- ALL10111 Economy
- ALL10112..... Deluxe



ALL10112

Tire Crayons

Ideal for temporary tire marking. 1/2" x 4-5/8".

- ALL12060 White
- ALL12061 Yellow



Paint Markers

Long-lasting, weather, water, and UV-resistant markers work on glass, plastic, rubber, and metal. Durable fiber tip permits fine or bold lines. Perfect for indicating tire stagger. Quick dry, lead-free paint.

- ALL12050 Aluminum
- ALL12051..... Yellow
- ALL12052 White
- ALL12053 Red
- ALL12054 Blue
- ALL12055 Light Blue
- ALL12056 Black
- ALL12057 Orange





Electric Tire Prep Stand

ALL10565

Electric tire prep stand eases grooving, siping, grinding and even cleaning of tires. Two-way switch permits clockwise or counterclockwise rotation. Foot operated pedal controls the rotation of the tire. A 110V accessory outlet is included for convenient plug-in of siper or groover. Stand will accommodate 5x5 or Wide 5 wheels.



Individual Components

ALL10566 Electric Motor Assembly Only

ALL10567 Cart Only

Tire Tool Adapter **ALL10570**

Tire tool adapter is designed for use as an accessory to Allstar's electric tire prep stand ALL10565. Adapter arm with cushioned handles slides left and right to allow tire tool access to the entire width of tire. All mounting hardware is included. Adapter accepts ALL10551 tire tool head (sold separately).



Related Part

ALL10551..... Tire Tool Head (Needler)



Multiple Head Tire Siper **ALL10552**

Unique tool comes with multiple siping heads allowing you to switch between heads in a matter of seconds, saving hours of time. Complete with diagonal, cross and circumference heads along with a 3/4" solid rod end to attach to most tire grooving machines.



NEW!

Tire Sander Holder

ALL10569

Bracket bolts to electric tire prep stand and holds ALL44185 style sander.



Grooving Iron Holder **ALL10568**

Bracket bolts to electric tire prep stand and holds two Ideal style grooving irons.



Tire Siper Holder

ALL10571

Bracket bolts to electric tire prep stand and holds ALL10266 heated tire siper.



High Torque Electric Tire Prep Stand

ALL10575

Electric tire prep stand with high torque motor is a heavy duty version of Allstar's standard tire prep stand that provides increased reliability and power when servicing tires. Prep stand eases grooving, siping, grinding and even cleaning of tires. Two-way switch permits clockwise or counter clockwise rotation. A foot operated pedal controls the rotation of the tire. A 110V accessory outlet is included for convenient plug-in of siper or groover. Stand will accommodate 5x5 or Wide 5 wheels.



Individual Components

ALL10576 Wheel Mount/Motor Assembly

ALL10577 Cart/Stand For ALL10576

Related Parts

ALL10572 Tire Tool Adapter

ALL10574 Tire Wrapper Attachment

ALL10569 Tire Sander Holder

ALL10568 Grooving Iron Holder


ALL10571 Tire Siper Holder



ALL10577

Tire Tool Adapter For High Torque Tire Prep Stand **ALL10572**

Tire tool adapter is designed for use as an accessory to Allstar's high torque electric tire prep stand ALL10575. The adapter's arm features cushioned handles and slides side-to-side, allowing perforator tool access to the entire width of tire. A retractable leg helps support and stabilize the tire tool adapter and unit. Adapter also has mounting holes to accept the ALL10574 Tire Wrapper Attachment (sold separately) to wrap tires after prepping.



Tire Wrapper Attachment

ALL10574

Tire wrapper attachment mounts directly to tool perforator adapter ALL10572 to easily wrap tires after prepping. Attachment accepts tire wrap tubes up to 18" wide with a core I.D. of 3".

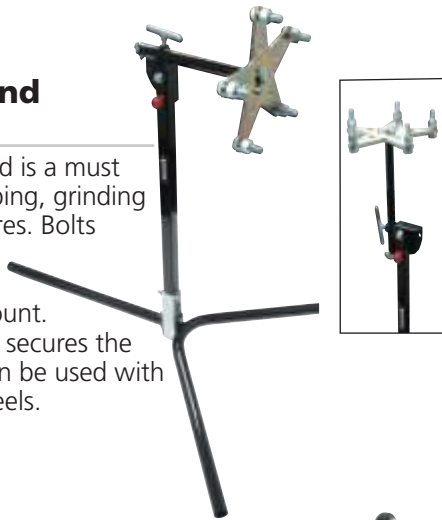




Tire Prep Stand

ALL10555

Steel tire prep stand is a must when grooving, siping, grinding or even cleaning tires. Bolts together, and the pivoting head eases initial tire mount. A locking T-handle secures the head assembly. Can be used with 5x5 or Wide 5 wheels.



Tire Prep Mount **ALL10561**

Manual steel tire prep mount eases grooving, siping, grinding or even cleaning tires. Special one-way bearings prevent "roll back" when grooving or siping. Bolt to a wall stud or other solid surface. Can be used with 5x5 or Wide 5 wheels. ALL10562 wall swivel (sold separately) allows use at various angles.
ALL10562 Swivel Wall Mount Bracket



Tire Perforator Tool

ALL10550

Tire tool perforates tire surface for better traction. Steel roller is 2" wide with a series of 1/4" tall, straight pin rows. 5" wood handle. Use caution when handling and storing tool; pins are needle sharp.



Allstar Gloves

General purpose gloves protect hands from everyday abuse in the shop or at the racetrack. Lightweight, elastic weave material with reinforced palm and fingers allows mobility and unrestricted use.



ALL99940 Medium
ALL99941 Large
ALL99942 X-Large

Allstar Apron **ALL99962**

Black cloth apron has pockets to keep tools close at hand. Reverse apron to place pockets on the inside when grinding tires. Adjustable strap allows one size to fit all.



Dirt Tire Soap

ALL78236

Clean your tires like the Pros! Simply mix with water and spray on your tires before washing them and the mud practically falls off. One gallon container.



Easy Wrap Tire Covers

Cover tires quickly and easily. Elastic bands allow you to stretch the cover over your tires after washing or grinding to keep tires clean.



Description	4-Pack	12-Pack
UMP Modified Tires (85-89" Dia.)	ALL44222	ALL44222-12
Late Model Tires (93-96" Dia.)	ALL44223	ALL44223-12

Tire Wrap **ALL44224**

Tires lose solvents and moisture over time but keeping them covered helps prevent tires from drying out. Wrap also helps contain or reduce the amount of chemicals used during "soaking" by minimizing evaporation. Wrap is 18" wide x 1500' long.



Dennis Erb, Jr.

Photo: Ken Kelly



Zeke McKenzie

Photo: JohnnyB Imagery



Heated Tire Groovers

Groovers add extra traction in minutes. Tapered, razor sharp blade grooves fast and easy. To operate, insert a blade into groover, set blade height with a tire depth gauge and set the power level. Features triggerless activation – simply place the cutting edge against the tire surface and press down for instant heat. Includes 2 each 4/32", 6/32", 8/32" and 10/32" flat blades.

ALL10260 110V Groover Features a 4 level dial and a hi/low switch for 8 total heat settings.

ALL10590 220V Groover (Intended For International Use) Features a 4 level dial and a multi-positional dial for fine tuned heat settings. Power cord requires the attachment of a 220 volt, grounded, 3-prong plug (not included).



ALL10260

Replacement Parts

(for ALL10260)

- ALL99392 Head Assembly
- ALL99393 Head Rebuild Kit
- ALL99394 Blade Clamps, 1-Pair
- ALL99303 Clamp Nuts, 1-Pair
- ALL99304 Clamp Screws, 1-Pair
- ALL99305 Cradle Springs, 1-Pair
- ALL99306 Slide Pads, 3-Pair
- ALL99307 Hex Wrench



ALL99392

ALL99393



ALL99394

ALL99306



ALL99104

ALL99105

ALL99106

Replacement Parts

(for ALL10270 and ALL10590)


- ALL99104 Tension Lever Kit
- ALL99105 Head Assembly
- ALL99106 Front Pads w/Screws, 3-Pair
- ALL99107 Rear Pads w/Screws, 3-Pack
- ALL99127 Head Blade Divider



ALL99107

ALL99127

Tire Groover Blades, 12-Packs



Blade	Size	Flat Bottom Blades	Round Bottom Blades
#1	1/32"	-	ALL10267
#2	2/32"	-	ALL10268
#3	3/32"	ALL10271	ALL10269
#4	4/32"	ALL10272	ALL10276
#6	6/32"	ALL10273	ALL10277
#8	8/32"	ALL10274	ALL10278
#10	10/32"	ALL10275	ALL10279

Heavy Duty Flat Bottom Grooving Blades

Heavy duty blades are twice as thick as standard blades for removing large amounts of material with less chance of blade damage. Commonly used in off-road racing. Package of 12.



- ALL10580 #16 Flat, 16/32"
- ALL10582 #20 Flat, 20/32"
- ALL10584 #24 Flat, 24/32"
- ALL10586 #32 Flat, 32/32"

"All-In-One" Heated Tire Groovers

Self-contained groover has built-in temperature controls, eliminating the additional cord and separate control box common with other groovers. Don't let the small package fool you; this groover has the ability to cut small intricate grooves yet still handle removing material up to a 1/2". Tapered, razor sharp blade grooves fast and easy. To operate, insert a single blade into groover, set blade height with a tire depth gauge and set the power level. Place the cutting edge against the tire surface and obtain instant heat by simply squeezing the trigger. Groover features a Hi/Low toggle switch and a temperature control dial in the handle for setting desired heat level. "All-In-One" groover requires "All-In-One" blades; do not use standard groover blades with this groover.

ALL10770 110V Groover Includes 1 Each 4/32", 5/32", 6/32", 8/32" And 10/32" Flat Blades.

ALL10772 220V Groover (Intended For International Use) Power cord requires the attachment of a 220 volt, grounded, 3-prong plug (not included). Includes 1 Each 4/32", 5/32", 6/32", 8/32" And 10/32" Flat Blades.



ALL10770

Replacement Parts


(for ALL10770 and ALL10772)

- ALL99300... Head Assembly
- ALL99301... Head Rebuild Kit
- ALL99302... Blade Clamps, 1-Pair
- ALL99303... Clamp Nuts, 1-Pair
- ALL99304... Clamp Screws, 1-Pair
- ALL99305... Cradle Springs, 1-Pair
- ALL99306... Slide Pads, 3-Pair
- ALL99307... Hex Wrench



ALL99300

ALL99301



ALL99302

ALL99306

"All-In-One" Groover Blades, 12-Packs



Blade	Size	Flat Bottom Blades	Round Bottom Blades
#1	1/32"	-	ALL10790
#2	2/32"	-	ALL10791
#3	3/32"	ALL10780	ALL10792
#4	4/32"	ALL10781	ALL10793
#5	5/32"	ALL10782	ALL10794
#6	6/32"	ALL10783	ALL10795
#8	8/32"	ALL10784	ALL10796
#10	10/32"	ALL10785	ALL10797
#12	12/32"	ALL10786	ALL10798
#14	14/32"	ALL10787	-
#16	16/32"	ALL10788	-



Heated Tire Siper

ALL10266

Sipe tires quickly and effortlessly while maintaining precise control. Siping can greatly improve traction by allowing the tire to reach and maintain optimum temperature. A locking lever and blade clamping screw secures up to 13 blades in the head assembly. Blades can be easily positioned up or down to desired cutting depth. A built-in blade rail holds blade strips in place while individual blades are snapped away. Tool heats in 10-15 minutes. 110V plug in operation only.




Replacement Parts

ALL99104 Tension Lever Kit
 ALL99109 Heating Element



Siping Blades ALL99108

Siping blades are designed to work in ALL10266 Heated Tire Siper and ALL10540 8-Blade Siping Head. Four strips contain six individual break-away blades that are easily removed or separated using needle nose pliers. Package of 24 blades.



Siping Heads

For use with Ideal IHK 125 grooving iron, heads have spacers to convert grooving iron to a multi-blade siping tool. Blades for siping sold separately.

- ALL10545 4-Blade #3 Head
- ALL10546 4-Blade #4 Head
- ALL10547 6-Blade #2 Siping Head
- ALL10548 6-Blade #3 Siping Head



ALL10545



With Blades

Related Parts

- IHKBL02 #2 Blades, 12-Pack
- IHKBL03 #3 Blades, 12-Pack
- IHKBL04 #4 Blades, 12-Pack

Multi-Blade Siping Head ALL10540

Siping head converts standard two blade pistol grip sipers into an eight blade siper. Head holds up to eight individual break-away style blades that can be adjusted as needed for desired cutting depth. Head works with pistol grip and other heated sipers that accept a .400" round mandrel. Blades are sold separately.



Related Part

ALL99108 Siping Blades, 24-Pack

Tire Sipers



ALL10265

ALL10264

Get more sipes per swipe! 6-blade and 14-blade sipers quickly and precisely sipe tires for better traction. Units have adjustable sipe depth. Lightweight sipers use standard utility blades and are constructed for heavy duty use.

ALL10265 6-Blade, Black (Push Or Pull)
 ALL10264 14-Blade, Red (Pull Only)



Storage Tote

ALL059

Durable storage tote has many uses around the shop or in the trailer. Store extra parts or keep parts from being damaged during storage. Great for organizing ratcheting tie downs, specialty tools, such as tire groover, siper and related tools. Totes also work well for storing chemicals and fluids to prevent spilling in cabinets. Interlocking lid design allows multiple totes to be securely stacked together. Inside dimensions are 20" L x 14" W x 12" H.



Multiple Head Tire Siper ALL10552



Unique tool comes with multiple siping heads allowing you to switch between heads in a matter of seconds, saving hours of time. Complete with diagonal, cross and circumference heads along with a 3/4" solid rod end to attach to most tire grooving machines.



Earl Pearson, Jr.

Photo: Ken Kelly

Tire Sander

ALL44185

Extend the life of used tires by removing a thin, hardened layer of rubber. Heavy duty 7" Milwaukee sander with 2.25 HP/13 amp motor, has a 0-6000 adjustable RPM range to compensate for varying tire hardness and features a 10 ft. detachable cord. Backing pad and discs are sold separately.



ALL44184 Filter For Tire Sander

ALL99134 Replacement 10' Cord for ALL44185 Tire Sander

7" Backing Pad (Hard)

ALL44186

7" backing pad works with ALL44187, 7" sanding discs and attaches to ALL44185 tire sander.



7" Sanding Discs ALL44187

36-grit discs are 7" in diameter and secure to ALL44186 backing pad. Package of 5.



8" Backing Pad (Soft)

ALL44188

8" backing pad works with ALL44189, 8" sanding discs and attaches to ALL44185 tire sander.




8" Sanding Discs

ALL44189

36-grit discs are 8" in diameter and secure to ALL44188 backing pad. Package of 5.



Tire Grinding Discs



ALL44180

ALL44181

ALL44182

ALL44183

ALL44196

Grind off the hardened outer "skin" on used dirt track tires and create round, aggressive sipes to increase traction. Use caution when handling and storing nail head disc, pins are needle sharp.

Part No.	Description	Diameter	Arbor Hole
ALL44180	Rounded Disc, 23 Grit	4"	5/8"
ALL44181	Flat Disc, 23 Grit	4"	5/8"
ALL44182	Rounded Disc, 16 Grit	7"	7/8"
ALL44183	Nail Head Disc	7"	7/8"
ALL44196	Nail Head Disc	8"	5/8"

Safety Note: To prevent bodily injury the tire must be mounted on the car or secured in a tire holder. Eye and hand protection is required.

Bead Breakers

Convenient tool makes quick work of breaking down even the most stubborn tire beads.



ALL44028

Durable steel construction with rubber hand grips. Standard and wide jaw breakers are for use with most 15" wheels. The adjustable arm version ALL44028, allows bead breaker to be used on most 10", 13" or 15" wheels simply by changing the length of the arm. Wide jaw bead breaker works well with soft sidewall tires, helping prevent damage to sidewall. Clamp the hook and inside jaw against the rim, while maintaining slight pressure on the outside handle press down on the inside handle using the outer jaws to separate the tire from the rim, moving around the rim as needed.



Wide Jaw

Std.

ALL10105 Standard-Jaw Bead Breaker

ALL44028 Standard-Jaw Bead Breaker With Adjustable Arm

ALL10106 Wide-Jaw Bead Breaker

Tire Spoons

Steel tire spoons help to mount and dis-mount tires after bead



ALL10103

ALL10104

ALL44037

ALL44036

has been broken. Various sizes are available to work with most tire/wheel combinations. Small tool works well to fit inside tire during removal while rounded ends help prevent damage to tire and wheel.

ALL10103 24" Straight With Round End

ALL10104 16" Curved With Flat End

ALL44037 16" Curved With Round End

ALL44036 9" Curved With Round End

Asphalt Tire Book

ALL041

Keep track of tire settings before and after race. 4" x 5" pocket size book includes 50 carbon copy pages, perforated for easy tear off.



Tire Stack Cover

ALL44220

Easy access canvas cover features a full length zipper. Perfect for use in the tire impound, keeping your tires out of the weather or hiding them from the eyes of your competition. 50" tall black cover will fit a set of 4 tires with a 86" maximum circumference.





Toe Plates

Aluminum plates simplify setting of toe-in and toe-out. Plates fit against outside edges of tires. Using two tape measures (sold separately), measure the distance front and rear, between plates. The difference in tape readings is the toe setting. Deluxe plates have radiused



edges, slots for narrow and wide tape measures and are 9" tall x 23" wide to work with vehicles with smaller wheel openings. Standard plates are 1/2" thick, 11" tall x 32" wide and work well for vehicles with larger wheels and wheel openings. Set of two plates.

ALL10117 Standard
ALL10119 Deluxe

16 Ft. Tape Measure


ALL10675

16' x 3/4" blade has fractional markings every 1/8" for quick reference.



Toe Gauge ALL10118

Check toe quickly and easily. Allows one person operation and the ability to check front and rear toe dimension from the front of the car without removing tool.



Adjust stop against front sidewall of tires, slide tool to rear sidewall and the difference is the amount of toe out. Tool adjusts to measure from 49" to a maximum width of 89".

Caster Plate ALL10752

Not sure if you turned your wheels the same amount each time when adjusting caster settings on your race car? Unless you have expensive turn plates, you're never certain, until now. This quick reference gauge positions under the upper ball joint nut, with markings facing up, for easy viewing. Place a mark on the shock body or fabricate an indicator to use as a reference point.



Ground Clearance Indicator

ALL10725

Determine how close the frame is to ground on the race track. This unique kit features an aluminum bracket that rivets to the frame with an adjustable 4" plastic wear rod.



Replacement Part

ALL10726 Wear Rods, 4-Pack

Ride Height Set-Up Stick ALL10658

Stick replaces the coil over shock and spring assembly during maintenance. Stick has many uses and may be adjusted to check settings at normal ride height, in race attitude or on the bump stops to evaluate suspension travel. Adjusts from 15" to 24", measured at the center of rod ends.

NEW!




Set-Up Tool ALL10668

Tool replaces the front coil-over shock assembly to simulate range of front suspension movement for checking bump steer and roll center. Hex head threaded shaft raises and lowers suspension to simulate racing conditions. Jam nuts can be positioned to limit rebound and compression. Not designed to support total vehicle weight, only suspension components.

Set-Up Plates

Set-up plates are used for squaring and stringing chassis to ensure accurate chassis set-up by eliminating wheel and tire differences. Plates are 1/2" thick and can also be used when setting bump steer or checking axle tubes for straightness. Sold each.



ALL10660 5x5, 7" x 28"
ALL10662 Wide 5, 12" x 28"

Set-Up Stand

Before tire and wheel are removed, measure distance from center of hub to the ground. Remove the tire and wheel, replace with the set-up stand and adjust accordingly. Adjustments can be made with car at exact ride height with the wheel and tire out of the way. Sold each.



ALL10664 5x5
ALL10666 Wide 5

Upper Ball Joint Wrench

ALL11190

Wrench is designed to remove and install common screw-in upper ball joints that are 1.900" wide (ALL56214).



Adjustable Panhard Bar Wrench

ALL11192

Wrench is designed to work with adjustable Panhard bars with 1-3/8" adjusters. Shorter than a standard wrench, this wrench is convenient for making adjustments in tight areas.



Bolt Center Caps **ALL10678**

Caps slip over the head of standard 1/2" bolts to accurately measure the center-to-center length of installed suspension tube assemblies. Machined step secures the end of a standard tape measure for easy reading of the length to the center of the opposite cap. Caps feature a built-in O-ring that allows the cap to swivel on the bolt head and keeps it from falling off. Package of 2.



Suspension Tube Set Up Tool **ALL10676**

Slide rule device quickly measures and duplicates suspension or steering tube distances with 1/2", 5/8" and 3/4" rod ends. Set-up tool has an engraved scale with 1/16" increments for durability and accuracy.



Rod End Centering Kit **ALL10672**

Compact inserts are placed into rod ends of suspension, steering or other tube assemblies to quickly measure and adjust on the workbench or other flat surface with any standard tape measure. Inserts can be used on assemblies with 1/4", 3/8", 1/2", 5/8" and 3/4" rod ends.



Ride Height Blocks

Chassis set-up blocks are adjustable in 1/4" increments. A quick release pin holds block at desired height. Bottom surfaces of blocks are contoured to fit steel tubing or any flat surface and have magnets for holding block to chassis. Short blocks adjust 1.75"-4". Tall blocks adjust 3"-6". Package of 2.

ALL10720 Short
ALL10721 Tall



Ride Height Block Adapters **ALL10722**

Adapters replace the standard flat pad on Moose style set up blocks and are machined to cradle axle tubes during chassis set-up. Package of 2.



Ride Height Block Cradle Rollers **ALL10723**

Built-in rollers allow live axle rear-ends to rotate while on the cradles or when using the rear axle to rotate the engine to check or adjust the valve train. Package of 2.



Shock Inflation Tool **ALL64260**

Tool threads onto shock Schrader valves. Fill valve and 0-300 PSI gauge head independently rotate a full 360°, for easy filling and reading. Complete with built-in bleeder and includes a protective storage case.



Shock Eye Socket **ALL64255**

The ideal tool for shock rebuilders or anyone that disassembles shocks on a regular basis! Unique socket safely removes and installs the shock rod end without risk of damage to the spherical ball. Steel socket contacts the outer housing of 1/2" rod ends up to .640" wide and has a 1/2" drive for ratchet or impact use.



Shock Workstations

The all-in-one shock workstations hold shock bodies in the upright position for ease of shaft removal or assembly and hold shock shafts vertical or horizontal for easier repairs or revalving. Workstations are constructed of aluminum, can be placed in a vise, and have 1/4" threaded holes for custom mounting.

ALL64263..... Single Shock Workstation **NEW!**
ALL64264..... Double Shock Workstation



Shock Workstation Base **ALL64267**

Steel base is helpful when mounting Allstar workstation (ALL64264) in a trailer or to a shop workbench. Mounting hardware included.



Shock Drip Cup **ALL64265**

No more messy oil soaked rags or shock oil dripping onto the workbench. Shock drip cup has a specially designed rubber seal that conforms to a broad range of shocks and holds cup in place. Fits 1-1/2" to 2-1/8" O.D. shock bodies.



Replacement Part

ALL99290..... Drip Cup Seal

Shock Racks

Shock rack holds four shocks with 2-1/2" springs and easily mounts to trailer, shop wall or pit cart. Rack is designed to hold shocks in place by pushing shock rod end or eye over the outer O-ring or alternatively, the outer O-ring may be removed to expose a predrilled hole for a hairpin clip such as ALL18442, sold separately.

ALL12212..... Standard Rack
ALL12211..... Adjustable Base Rack



Replacement Part

ALL12213..... Shock Pin, O-Ring and Bolt

Related Part

ALL18442..... 1-5/8" Hairpin, 2-Pack





Bench Yoke ALL11360

Bench yoke mounts to a workbench to hold transmissions, rear ends, differentials and many other items for assembly or servicing. Yoke rotates 360 degrees and features two 10" long pivoting arms that are 1" wide by 1/2" thick. Tool is unpainted so it can be modified as needed.



NEW!

Rear End Station Brackets ALL10178

Stand adapter brackets fasten to adjustable arms of most engine stands. Supports full size car and light truck rear axle housings when servicing or replacing differential gear sets. Position housing onto arms and secure into place with included retaining straps.



Engine Stand Not Included

Pinion Centering Jig ALL68370

Pinion centering jig fastens to the rear end housing and locates the pinion centerline when building or narrowing housings. Machined slots are designed to retain most tape measure ends for accurate measurements. Applications include GM 12 and 14-Bolt, Dana 44 and 60, Chrysler 8-3/4" and Ford 8.8" and 9" housings.



Pinion Yoke Wrench ALL68372

Wrench fastens to most popular pinion flanges and companion flanges to hold when setting bearing pre-load and tightening retaining bolt or nut. Wrench has provisions to work with 1/2" or 3/4" drive tool. Center hole is 2" to clear most sockets. Universal slotted bolt patterns for 1/4", 5/16" and 3/8" fasteners for most AMC, Dana, Ford and GM yokes.



Spindle Nut Sockets

Aluminum hex style spindle nut sockets fit 1/2" socket wrenches.

ALL10110 2-3/8" Spindle Nut Socket For 2" Pin, Allstar, PCR 5x5 And Most Wide 5 Hubs

ALL10115 2-7/8" Spindle Nut Socket For 2-1/2" Pin, Allstar, AFCO, Winters And SCP 5x5 Hubs



Quick Change Tube Install/Removal Tool ALL11350

Finally, an easy and correct way to install and remove quick change axle tubes. Secure support tool into a vice or to a workbench with optional brackets. Components are included to remove and install tubes with the turn of a wrench. An adapter for tubes with Wide 5 or 5 x 5" hubs is also included.



Related Parts

ALL11355 Installation End Cap For Bolt-On and 2-7/8" Pin Wide 5 Tubes

ALL11351 Mounting Bracket Kit For Quick Change Tube Install/Removal Tool



Axle Spline Tool ALL66104

Tool clamps in a vise to hold 31-spline axles. Assures perfect alignment for maintenance or installation of axle plugs used with Gold-Trac differentials.



T-Handle Axle Puller ALL66115

All-in-one T-handle puller threads into axle for easy installation or removal. Tool includes adapters to fit 3/8"-16 coarse or 3/8"-24 fine thread solid axles, and 3/4"-16 fine thread gun-drilled axles.



Extreme Pressure Lube ALL78246

Originally used throughout the tool and die industry, this lube provides superior durability and wear protection, taking the place of anti-seize in many applications. Recommended for spline-to-spline contact, threaded adjusters and engine fasteners. 4 ounce tube.



Quick Change Oil Plug Sockets

Six-point sockets fit on a 1/2" drive ratchet to remove or install plugs on quick change rear ends. Small socket fits plugs in most center sections and side bells. Large socket fits plug in Winters Ford 9" housings. Not recommended for high torque applications.


ALL11160 Small, 1-3/8", Blue Anodized
ALL11161 Large, 1-7/8", Red Anodized



Quick Change Oil Plug Wrench

ALL11140

Double-ended, blue anodized aluminum quick change oil plug wrench is handy for checking fill plug on center sections and inspection plug on side bell. Large end also fits inspection/fill plug on Winters Ford 9" housings. 12 point 1-3/8" and 1-7/8" ends are great for tight locations.



Nitrile Gloves

Nitrile gloves protect against dirt and grime and help prevent oil and harsh chemicals from contacting the skin. Gloves are latex and powder free to keep from irritating skin. General purpose gloves are great for light duty uses that are not exposed to chemicals. Chemical resistant gloves work well for general purpose, as well as jobs that involve oil, fuel, brake fluid and most cleaning chemicals such as brake and carb cleaners. Package of 100.

General Purpose (Blue)

ALL12020 Medium
ALL12021 Large
ALL12022 X-Large




Chemical Resistant (Black)

ALL12024 Medium
ALL12025 Large
ALL12026 X-Large
ALL12027 XX-Large



Absorbent Mats

A must for the workshop and trailer. These handy, absorbent mats have bonded layers, allowing fluid to spread quickly through material.



15" x 60" Rolls (Perforated Every 10")

ALL12030 Universal For All Fluid Types (Oil, Coolant, Water)
ALL12031 Oil Only

100-Pack (15" x 10" Individual Sheets)

ALL12032 Universal For All Fluid Types (Oil, Coolant, Water)
ALL12033 Oil Only

Quick Change Gear Case

ALL14355


Sturdy composite storage case protects and holds up to 8 sets of quick change gears. Case has molded in carrying handles and metal hinges. 5" x 8" x 15-1/2" overall when closed.



Quick Change Gear Totes

Durable plastic quick change gear tote organizes extra gear sets and keeps them clean. Lid snaps shut to hold gears in place.

8" L x 5" W x 2" H.



Description	Single	10-Pack
White	ALL14350	ALL14350-10
Black	ALL14351	ALL14351-10
Yellow 6-Spline (Midget) Gear Set	ALL14352	ALL14352-10

Gear Tote Tray

ALL12269

Neatly organize up to 10 quick change gear tote boxes vertically. Tray is 21" long x 5-1/2" deep with a 4" tall front edge, making them perfectly sized for Allstar gear tote boxes.



Plastic Drain Pan **ALL40112**

Round drain pan has molded-in handles and pour spout. 13-1/2" x 11" x 4", 7 quart capacity.



Aluminum Quick Change Drain Pan **ALL14166**

Aluminum drain pan is handy when changing quick change gears. Built-in perforated shelf holds gears and allows lube to drain into pan. Pan is 10-1/4" wide, 12" long and 3-3/4" deep.



Plastic Quick Change Drain Pan **ALL14356**

Tapered top drain pan, combined with an open flow corner, allows quick change gear changes to happen even faster. Plastic low profile, 2-piece pan includes a stainless steel filter screen molded into the top tray.



Drain Pan With Pump

ALL14171

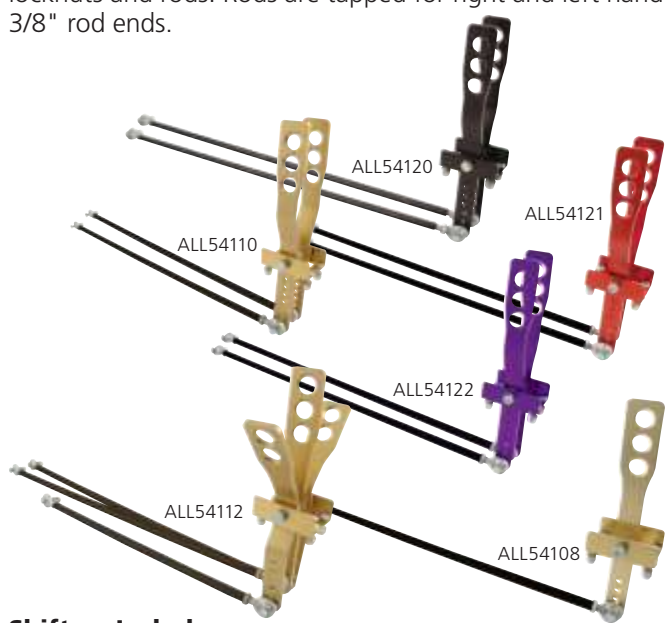
Drain pan with built-in pump holds and refills fluids when changing rear end gears. Molded plastic basin and lid slide together to prevent spilling of fluid. A crank handle is included for hand operation along with a length of straight hex shaft for use with an electric drill. 16" square x 7" tall. 14 quart capacity.





Aluminum Shifter Assemblies

Anodized lightweight shifters include 3/8" rod ends, locknuts and rods. Rods are tapped for right and left hand 3/8" rod ends.



Shifters Include:

- One Lever Shifter** – one 24" shifter rod
- Two Lever Shifter** – two 24" shifter rods
- Three Lever Shifter** – one 16" and two 24" shifter rods

- ALL54108 One Lever Shifter, Gold
- ALL54110 Two Lever Shifter, Gold
- ALL54120 Two Lever Shifter, Black
- ALL54121 Two Lever Shifter, Red
- ALL54122 Two Lever Shifter, Purple
- ALL54112 Three Lever Shifter, Gold

Replacement Parts

- ALL58006 3/8" RH Male Rod End
- ALL58016 3/8" LH Male Rod End
- ALL99015 Rod End Reducer Bushing 3/8" To 1/4"
- ALL99016 Nylon Washer Between Shift Levers

Two Lever Shifter With Lock

ALL54125

Black anodized shifter has a built-in lock to hold the transmission in gear when track is rough. Shifter includes one 16" long and one 24" long 3/8" shifter rod, 3/8" rod ends and hardware.

Two Lever Shifter With Lock

ALL54126

Black anodized shifter has a built-in lock which holds the transmission in gear when track conditions are rough. Shifter includes two 22" heavy duty 3/8" shifter rods and mounting hardware. Taller high range locking handle and shorter reverse handle provide easy identification and operation.

Two-Lever Shifter

With Unequal Handles ALL54124

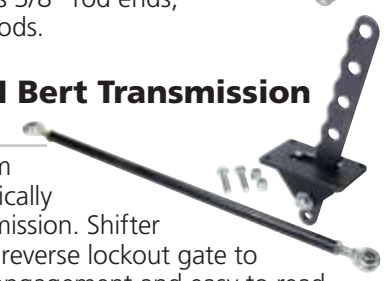
Black anodized aluminum shifter has a two unequal length handles. Shorter lever commonly used for reverse. Includes 3/8" rod ends, lock nuts and 24" long rods.



Shifter For Gen II Bert Transmission

ALL54127

Black anodized aluminum shifter is designed specifically for the Gen II Bert transmission. Shifter features a spring loaded reverse lockout gate to help prevent accidental engagement and easy to read engraved range positions. Shifter includes a 14" long, 3/8" shifter rod with rod ends along with an installation template.



Aluminum Shifter Rods

Black anodized shifter rods are tapped for right and left hand 3/8" rod ends and work with Allstar ALL54108-ALL54122 aluminum shifter assemblies. Rods can be used in many other applications as well.

- ALL54113 14"
- ALL54114 16"
- ALL54115 20"
- ALL54116 24"
- ALL54117 30"
- ALL54119 40"



Related Parts

- ALL58006 3/8"-24 RH Male Rod End
- ALL18254 3/8"-24 RH Jam Nut, 4-Pack
- ALL58016 3/8"-24 LH Male Rod End
- ALL18255 3/8"-24 LH Jam Nut, 4-Pack
- ALL99015 Rod End Reducer Bushing 3/8" To 1/4"

Universal Aluminum Shifter Arm

ALL54118

Made from 1/4" thick aluminum, arm has a 3/8" wide mounting slot and a 1/4" shifter rod mounting hole. Arm works with most transmissions.



Clevis Kit For Bert Transmission


ALL54128

Aluminum clevises have 1/2" inside spacing with 3/8" mounting holes and 3/8"-24 RH threads to connect Allstar and most other shifters to Bert transmission. Two clevises per kit with jam nuts.



Shifter Boot **ALL54130**

Fire resistant, black thermal boot helps prevent fire from entering driver compartment. Boot is 7" tall with hook and loop fastener strap closure at top. Base is 6" x 7". Used by many top Cup, xfinity, Truck, CRA and late model teams.



Throttle/Shift Cables

Cables have many uses including use as a throttle cable or as a shifter cable in many applications. Cables have 7/16" mounting threads, 10-32 RH cable ends and 3" of travel. Cables are listed as overall length.



ALL5414243"
ALL5414560"

Morse Cable Half Clamp

ALL18325

Aluminum clamp fits over groove in non-threaded Morse style cables with a 3/8" housing to secure cable in place. Clamps feature a #10 (3/16") mounting hole. Sold each.



Positive Cam Lock Shifter

ALL54135

CNC-machined billet aluminum shifter clamps to the frame on driver's right. Designed for use with live axle shifter quick change. Shifter includes all steel hardware, heavy duty cable, and quick release end.



Replacement Part

ALL54142 43" Long Cable

Transmission Breather Kit **ALL36147**

Breather kit provides a remote location for adding a larger breather to many popular manual transmissions. Kit relocates the breather exit location and helps prevent fluid from leaking or blowing out of standard breathers. Includes a remote breather, 15" braided line, mounting bracket and adapter fitting with 1/8" NPT threads.



Locking Transmission Dipsticks

Dipsticks feature a positive lock to keep dipstick in place and seal tight to prevent fluid leaks while sealing out moisture and debris. Steel case fill tubes have a gold finish, include a welded-on mounting tab and are fitted with a rubber grommet type seal to reduce the risk of leaks common with traditional O-ring seals. Locking dipstick tubes are required on 10.99 and faster drag cars.



Part No.	Description
Powerglide	
ALL69100	Chevy Car
ALL69102	Chevy Dragster
ALL69104	Chevy Altered
ALL69107	Dedenbear Car
ALL69108	Dedenbear Dragster
Turbo-Hydramatic 350	
ALL69110	Chevy
ALL69111	Buick, Olds, Pontiac
Turbo-Hydramatic 400	
ALL69112	Chevy
ALL69113	Buick, Olds, Pontiac
Chevy (Other)	
ALL69116	Chevy 200-4R
ALL69117	Chevy 700R4
ALL69118	Chevy/GMC 4L80-E
Chrysler Torqueflite	
ALL69120	727 Small Block
ALL69121	727 Big Block
ALL69124	904
Ford	
ALL69126	Ford C-4 Case Fill
ALL69127	Ford C-4 Pan Fill
ALL69128	Ford C-6 Small Block
ALL69129	Ford C-6 Big Block
ALL69130	Ford Automatic Overdrive

Transmission Coolers

Universal coolers reduce operating temperature of the fluid, extend life of the transmission and provide better performance. Use as a stand alone cooler or as an auxiliary unit to increase cooling capacity of a stock system. Increased cooling is recommended when using a high stall converter, or if the vehicle is used for towing. Coolers have 3/8" barbed fittings and include rubber hose, clamps and mounting kit.



Part No.	Overall Size	Core Size	GVW
ALL26700	12" x 5"	9" x 5"	10,000 Lb.
ALL26702	15" x 5"	12" x 5"	12,000 Lb.
ALL26704	12" x 7.5"	9" x 7.5"	16,000 Lb.
ALL26706	15" x 7.5"	12" x 7.5"	18,000 Lb.
ALL26708	16" x 10"	12" x 10"	20,000 Lb.
ALL26709	20" x 10"	17" x 10"	26,000 Lb.



Flexplates

Stock replacement and SFI-approved flexplates are available for small and big block Chevy engines. Gold iridite plated, SFI-approved plates meet 29.1 specs., are .035" thicker than stock and have dual (10-3/4" and 11-1/2") converter bolt patterns unless specified. ALL26840/ALL26845 plates have a 3-bolt metric converter bolt pattern. SFI flexplates have ring gears welded on both sides.



ALL26800

Description	Balanced	Stock Replacement	SFI
SB Chevy 153-Tooth	Internally	ALL26835	ALL26830
SB Chevy 153-Tooth, 86-Up	Externally	ALL26836*	ALL26831*
SB/BB Chevy 168-Tooth	Internally	ALL26805	ALL26800
SB Chevy 168-Tooth, 86-Up	Externally	ALL26806	ALL26801
SB Chevy 400, 168-Tooth	Externally	ALL26815	ALL26810
BB Chevy 454, 168-Tooth	Externally	ALL26825	ALL26820
GM LS 3-Bolt, 168-Tooth	Internally	ALL26845†	ALL26840†

*Single 10-3/4" Torque Converter Bolt Pattern.
 †Will not fit 1999-2000 6.0L applications with 0.400" extended crank flange originally equipped with flat flexplate and will not fit 4L80E transmissions

Flywheel Locking Tool SB/BB Chevy ALL96426

Place flywheel locking tool onto rear block dowel pins to prevent the flywheel from turning while tightening or loosening balancer bolts, flywheel bolts, clutch/pressure plate bolts or cam gear bolts. Locking tool works with 153- or 168-tooth flywheels and flexplates.



Balancing Plate ALL26120

Install between crankshaft flange and flexplate to use a Chevy 350 flexplate or flywheel with a 400 crank.



GM LS Engine To TH350/TH400 Adapter Sleeve ALL26121

Crank adapter sleeve allows use of a TH350/TH400 transmission and curved flexplate with an LS engine. Simply insert adapter sleeve into the crankshaft end to center the torque converter pilot with the crankshaft.



Torque Converters

Ideal for mild performance applications, including moderate drag racing, factory or street stocks. Economical converters are completely remanufactured with new pump drive hubs and thrust washers. Exact stall speeds will vary depending upon displacement, torque and vehicle weight.



Part No.	Description	Stall Speed
ALL26908	TH-350/400 10-3/4" B.C.	2000-2200
ALL26906	TH-350/400 10-3/4" B.C.	2200-2600
ALL26900	TH-350/400 10-3/4" B.C.	2700-3000
ALL26902	TH-350/400 10-3/4" B.C.	3200-3500
ALL26904	TH-350/400 10-3/4" B.C.	3500+
ALL26910	GM 700-R4 Lock-Up, '84-Up (30-Spline)	2000-2400
ALL26912	GM 700-R4 Lock-Up, '84-Up (30-Spline)	2400-2800

Pilot Bushing Install Tool ALL26115

Driver simplifies installation of pilot bushings or bearings for manual transmissions including Muncie, Saginaw, BorgWarner, T-10 and many other popular transmissions with .590" pilot shafts.



Extended Length Pilot Bushings

Use these extra long bushings when distance between engine and bellhousing has increased due to use of mid-plates, rear motor mounts or adapters. Bushings help maintain true alignment of clutch disc to flywheel.



ALL26112..... Bronze Bushing
 ALL26114† Steel Roller Bearing Bushing (has a machined in roller bearing to reduce friction and wear.)

†Bearing is shipped dry. Apply a good quality, high-temp grease upon installation.

Clutch Alignment Tools

Splined, high-impact plastic tools are helpful when aligning the clutch disc on the flywheel for proper insertion of the transmission input shaft.



ALL14290 1-1/8" Dia, 10-Spline
 ALL14292 1-1/8" Dia, 26-Spline

Transmission Stand ALL10174

Avoid damage and fluid leaks during storage and transport of many popular transmissions. Multi-position stand also keeps the transmission level and clean during servicing. An adjustable rear stabilizer bracket can be moved fore and aft as well as vertically to accommodate a variety of transmissions including Bert, Brinn, Muncie, Saginaw, Richmond and many others. Overall dimensions 11" x 14" x 6".



Transmission Stand ALL10175

Stand is designed to accept most three and four speed GM manual transmissions and also Bert/Brinn style transmissions with modification to rear pad mount.



Transmission Blanket ALL69010

Contains transmission explosions on high horsepower race cars with stock firewall/floor pan or where a transmission shield isn't practical. NHRA and IHRA approved blanket measures 12" x 47" and meets SFI 4.1 specifications. Includes straps to secure it to any transmission.



Torque Ball Safety Blanket **ALL55220**

Fire resistant safety blanket designed by Jason Meyers Racing protects drivers' legs and feet in the event of a U-joint failure. Ballistic nylon covered blanket weighs just 1-1/2 lbs. and has quick release adjustable straps that allow blanket to be removed easily for servicing torque ball and u-joint. Blanket includes two mounting brackets, mounting studs, nuts and installation instructions.



Replacement Parts

ALL55224 3/8" Mounting Stud Kit
 ALL55226 Mounting Tabs, 1-Pair

Bellhousing Dowel Pins

Steel dowel pins are approximately 1/2" longer than stock pins and are required when running an engine mid-plate, rear motor mounts or an aftermarket bellhousing. These extended length pins also help with alignment when installing an engine. Pins fit most GM blocks and are sold in pairs.



ALL38152

ALL38150 Solid Pins
 ALL38152 Hollow Pins

Solid Transmission Mount **ALL38070**

Solid 3/16" steel mount fits most TH350, TH400, Powerglide, and all BorgWarner, Muncie, and Chrysler 4-speed transmissions. Eliminates twisting, flex, and distortion. Not recommended for use with rubber engine mounts.



Transmission Mount Bracket

ALL38072

May be welded to chassis to support manual or automatic transmissions. Steel bracket is 1/8" thick with 1" x 7/16" slots for mounting bolts.



Bert Transmission Support Brackets

Transmission support fastens to the rear tail shaft of Bert Late Model Standard and Ball Spline transmissions to secure the transmission directly to the chassis for added support, or to help hold a bell housing-mounted dry sump oil pump. Multiple holes in bracket offer many different support options.

ALL38075 Standard
 ALL38076 Ball Spline



Clutch Discs For Bert Transmission

Quality discs are a must when rebuilding the internal clutch of Bert transmissions. Friction disc and steel plate sets are sold separately.

Note: Friction discs need to be soaked in Type-F automatic transmission fluid for at least 2 hours before installation.

ALL26950 Clutch Friction Discs 6-Pack
 ALL26952 Steel Clutches 5-Pack



Bert Clutch Assembly Tool

ALL14295

Shaft is used to help align counter shaft when replacing clutch discs and clutches. Shaft features a through hole for installing threaded rod when assembling counter gear assembly before installation, along with an internal thread to assist when removing if necessary.



Tailshaft Seal And Bushing

The tailshaft bushing is a regular wear item, located inside the transmission tailshaft housing. It should be replaced when replacing the tailshaft seal or when a driveshaft failure has occurred. A worn bushing will cause excessive side-to-side movement of the slip yoke and create a vibration or leak. Replacement bushing and seal fits GM Powerglide, Turbo 350, Saginaw, Muncie, Bert and Brinn transmissions.

ALL72150 Seal
 ALL72152 Seal With Bushing



ALL72152


Slip Yokes

Slip yokes provide an important link in today's driveline and chassis combinations. Yokes are available in standard length for most street applications with minimal suspension travel to extra-long for racing suspensions that have a radical amount of travel. 27-spline yokes accept 1310 style u-joints and are for use in many popular transmissions including TH350, TH700R4, Muncie and Saginaw 3 and 4 speeds, Bert and Brinn non-ball spline.

ALL69040 6"
 ALL69042 6-3/4"
 ALL69044 7-1/2"
 ALL69046 8"
 ALL69048 8" (Extra Clearance)

Hardened

ALL69043 6-3/4"
 ALL69045 7-1/2"
 ALL69047 8"



ALL69042
 ALL69043

U-Joints

Performance U-joints are greasable and fit a variety of driveshaft combinations.

1310 Series: 3.218" Wide with 1.062" Diameter Caps
1330 Series: 3.622" Wide with 1.062" Diameter Caps
1350 Series: 3.622" Wide with 1.187" Diameter Caps

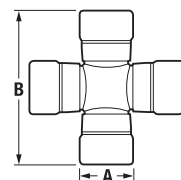


U-Joints With Same Cross Width

ALL69030 1310 Series
 ALL69031 1330 Series
 ALL69032 1350 Series

U-Joints With Different Cross Widths

ALL69034 1310 to 1330
 ALL69037 1310 to 1330* **NEW!**
 ALL69035 1310 to 1350
 ALL69036 1330 to 1350



Width = B, Caps = A

*Standard 1330 spread with larger 1.125" diameter caps.



3 Fastener Universal Plastic Wheel Covers



High impact plastic wheel covers feature three quick turn fasteners located in a reinforced slot, allowing the same cover to fit a variety of 15" bead lock wheels including Weld, Bassett and Aero. Wheel rings are also available to fit non-bead lock wheels for attaching covers.

- ALL44230..... Black
- ALL44231..... White
- ALL44232..... Red
- ALL44233..... Blue
- ALL44234..... Purple
- ALL44235..... Yellow
- ALL44236..... Orange
- ALL44237..... Silver
- ALL44238..... Neon Yellow
- ALL44239..... Neon Green
- ALL44240..... Neon Pink

Replacement Parts
ALL99338..... Cover Fasteners, 3-Pack

3 Fastener Bolt-On Universal Plastic Wheel Cover ALL44242

High impact plastic wheel cover features three 1/4"-20 fasteners for secure bolt-on mounting, eliminating the struggle associated with aligning quick turn fasteners during wheel cover installation. Slotted mounting holes allow the same cover to fit a variety of 15" wheels including Weld, Basset and Aero. Easily convert quick turn style bead lock covers with quick turn fasteners to a bolt-on style using the appropriate bolt-on conversion kit. Wheel rings are also available to fit non-bead lock wheels for attaching covers.



3 Fastener Wheel Rings

Wheel rings fit non-bead lock wheels by securing to the inside lip of most 15" racing wheels to provide a mounting point for a 3 fastener wheel cover.



- Rings For Cover With Quick Turn Fasteners**
- ALL44228..... Steel Round Style Ring
 - ALL44229..... Steel Flat Style Ring
 - ALL44179..... Aluminum Flat Style Ring



- Ring For Cover With Bolt-On Fasteners**
- ALL44243..... Steel Round Style Ring
 - ALL44245..... Aluminum Flat Style Ring
 - ALL44225..... Bolt-on Conversion Kit For 1" Springs, 3 Pieces
 - ALL44226..... Bolt-on Conversion Kit For 1-3/8" Springs, 3 Pieces

6 Fastener Plastic Wheel Cover ALL44246

High impact plastic wheel cover features six quick turn fasteners for secure mounting.



6 Fastener Bolt-On Plastic Wheel Cover ALL44250

High impact plastic wheel cover features six 1/4"-20 fasteners for secure mounting of wheel cover. Bolt-on cover eliminates the struggle associated with aligning quick turn fasteners during wheel cover installation.



6 Fastener Wheel Rings

Wheel rings fit 15" non-bead lock wheels by securing to the inside lip of most racing wheels to provide a mounting point for a 6 fastener wheel cover.



- Ring For Cover With Quick Turn Fasteners**
- ALL44247..... Steel Round Style Ring
 - ALL44249..... Aluminum Flat Style Ring



- Ring For Cover With Bolt-On Fasteners**
- ALL44251..... Steel Round Style Ring
 - ALL44253..... Aluminum Flat Style Ring

Bolt-On Wheel Cover Conversion Kit

Kit includes 1/4"-20 insert plates, wheel cover bolts and rivets to convert a wheel cover retainer ring with troublesome quick turn fasteners to a bolt-on style ring.



Description	3-Pack	24-Pack
Kit To Replace 1" Quick Turn Springs	ALL44225	ALL44225-24
Kit To Replace 1-3/8" Quick Turn Springs†	ALL44226	ALL44226-24

†Most popular size found on non-bead lock wheel cover retainer rings.

Sprint Wheel Cover Bolt Kits

Kit includes 5/16"-28 bolts, 1-3/8" spread aluminum insert plates with steel threaded inserts, e-clips to keep bolts on the wheel cover and rivets. Package of 3.



- ALL44265..... Stainless Steel
- ALL44266..... Titanium
- ALL99420..... Replacement E-Clips, 12-Pack



Weld Style Plastic Wheel Cover **ALL44168**

High impact plastic wheel cover secures to 15" Weld beadlock wheels or non-beadlock wheels equipped with a retaining ring. Covers include quick turn mounting fasteners.



Replacement Parts

ALL44179 Retainer Ring for Weld Style Cover
ALL99165 Fasteners For Wheel Covers, 3-Pack

Weld Style Carbon Fiber Wheel Cover **ALL44169**

Real carbon fiber cover is lightweight and very durable. For use with 15" Weld bead lock wheels. Includes quick turn mounting fasteners.



Aluminum Wheel Covers

Prevent mud and dirt build up in outer wheel shell. Covers fasten quickly with three quick turn fasteners. Covers fit bead lock wheels only and are sold each.



ALL44175

ALL44175 Aero
ALL44176 Bassett/Weld

Replacement Parts

ALL99165 Cover Fasteners, 3-Pack

Wheel Cover Ring **ALL44178**

Mounting ring installs between the rim and the bead lock ring on bead lock wheels, allowing installation of a wheel cover with a Weld pattern.



Safety Bead Lock **ALL44140**

Safety lock (also called bead lock) has steel outer and inner rings and firmly fastens the tire bead to the rim. Run lower tire pressures safely. Grade 8 bolts and washers included. For use with 15" wheels. Sold each.



Titanium Fastener Kit For Bead Lock **ALL17000**

Kit includes 16 pieces of 5/16" -18 x 1-1/4" long bolts to reduce rotating weight over standard fasteners. These bolts fit all wheels. Fasteners weigh a total of 130 grams.



Foam Mud Plugs

An economical way to prevent mud build-up inside racing wheels. Foam discs, in 5" and 3" thicknesses, install quickly and easily in 15" diameter wheels. Allstar logo is imprinted on one side. Sold each.

5" Mud Plugs

ALL44150 Black
ALL44151 Red
ALL44152 Blue
ALL44153 Orange
ALL44154 Yellow
ALL44155 Purple



3" Mud Plugs

ALL44190 Black
ALL44191 Red
ALL44192 Blue
ALL44193 Orange
ALL44194 Yellow
ALL44195 Purple

Easy Wrap Tire Covers

Cover tires quickly and easily. Elastic bands allow you to stretch the cover over your tires after washing or grinding to keep tires clean.



Description	4-Pack	12-Pack
UMP Modified Tires (85-89" Dia.)	ALL44222	ALL44222-12
Late Model Tires (93-96" Dia.)	ALL44223	ALL44223-12

Tire Wrap **ALL44224**

Tires lose solvents and moisture over time but keeping them covered helps prevent tires from drying out. Wrap also helps contain or reduce the amount of chemicals used during "soaking" by minimizing evaporation. Wrap is 18" wide x 1500' long.



Inner Mud Shield **ALL44148**

Aluminum shield attaches to the axle tube to help prevent dirt build-up in the back-side of the left rear wheel. Shield works with most 15" wheels and includes mounting hardware.



Replacement Part

ALL44149 Replacement Shield




Wheel Studs

Larger-than-stock studs require redrilling of stock flanges. Check sanctioning body for wheel stud requirements. Package of 5.



Part No.	Size	Thread	Underhead Length	Thread Length	Knurl Length	Knurl Dia.
ALL44110	1/2"-20	Fine	2.000"	1.625"	.650"*	.589"
ALL44111	1/2"-20	Fine	1.875"	1.125"	.500"*	.675"
ALL44112	1/2"-20	Fine	2.250"	1.925"	.650"*	.619"
ALL44114	5/8"-18	Fine	2.000"	2.000"	.560"	.685"
ALL44115	5/8"-11	Coarse	2.000"	1.375"	.375"	.690"
ALL44117 [†]	5/8"-11	Coarse	2.750"	2.125"	.375"	.690"
ALL44116 [‡]	5/8"-11	Coarse	2.750"	2.125"	.725"	.690"
ALL44113 [‡]	5/8"-11	Coarse	3.750"	3.125"	.375"	.690"
ALL44119 [‡]	5/8"-11	Coarse	3.750"	3.125"	.725"	.690"

*Length with shoulder.
[†]Popular 5x5 Hub Wheel Stud
[‡]Popular Wide 5 Hub Wheel Stud



Lug Nuts

Large diameter, open end lug nuts are designed to fit most racing wheel applications and will not pull through the wheel. Nuts are available in steel or aluminum with SAE or metric threads and feature a 45° tapered seat.



Description	Pack Of 10	Box Of 100	Box Of 350	Box Of 400
Aluminum Lug Nuts				
5/8"-11 (Coarse) Double Chamfer	ALL44096	ALL44096-100	-	-
5/8"-11 (Coarse) Double Chamfer [§]	ALL44097	ALL44097-100	-	-
Steel Lug Nuts (Heat Treated and Zinc Plated)				
5/8"-11 (Coarse) Double Chamfer	ALL44098	ALL44098-100	-	-
5/8"-11 (Coarse)	ALL44106	ALL44106-100	-	ALL44106-400
5/8"-18 (Fine)	ALL44104	ALL44104-100	-	ALL44104-400
1/2"-20 (Fine)	ALL44102	ALL44102-100	ALL44102-350	-
7/16"-20 (Fine)	ALL44100	ALL44100-100	-	ALL44100-400
12mm - 1.25 (Metric)	ALL44103	ALL44103-100	ALL44103-350	-
12mm - 1.5 (Metric) [^]	ALL44101	ALL44101-100	ALL44101-350	-

[§]Hard coated.
[^]Most popular metric for GM, Ford and Chrysler.

43/64" Wheel Stud Drill Bit ALL11045

43/64" bit is correct for drilling hubs or axle flanges to accept most 5/8" wheel studs with .690" knurl diameter. 1/2" shank.



Economy Quick Spin Lug Wrench ALL10108

Lug wrench is a 1" diameter tube with a shallow 1" socket welded to one end and rotating piece of plastic pipe attached to the other. The 10" handles are angled with rubber grips and the overall length is 23".



Wheel Wrench ALL10655

Sprint car wheel wrench features a removable sleeve adapter to fit heavy duty and lightweight axles. Six-point socket fits 3" axle hex nuts. Black powder coated aluminum construction.



Glueless Lug Nuts

Open end lug nuts attach to the wheel with springs for FASTER pit stops! Kits contain 5 glueless lug nuts with springs attached and self-tapping screws for mounting.

- ALL44107 Complete Kit, 5/8"-18 Thread (Fine)
- ALL44108 Complete Kit, 5/8"-11 Thread (Coarse)
- ALL44109 Replacement Spring And Screw, 5-Pack



Hex Pit Sockets With Extension

Hex style pit sockets with a built-in extension prevent extension and socket from separating during wheel changes. Bright powder coated finish provides a durable coating and helps prevent loss in dark pit areas.



- 3/8" Drive**
- ALL10234 5"
- ALL10235 12"

- 1/2" Drive**
- ALL10239 5"
- ALL10240 12"

Super Sockets With Extension

Pit sockets are available with 5" or 11" extensions and include our Super Socket for fast wheel changes without jamming lug nuts. Sockets fit 1" lug nuts and are used with 1/2" drive impact guns.



- ALL10242 5"
- ALL10241 11"

Aluminum Wheel Adapter

ALL44128

Adapter bolts to stock 5x4-1/2" or 5x4-3/4" bolt circle hub and adapts to 5x5" bolt circle pattern wheel. Fitted with 5/8"-11 coarse thread studs. 1" thick.



Steel Wheel Spacers

Spacers fit 5x5 hubs with 5/8" studs and provide maximum tread width for adjustment of chassis weight distribution. Spacers are made from tough 1018 steel and have a 3-1/2" I.D. and a 7" O.D.



- ALL44124 1/16"
- ALL44125 1/8"
- ALL44126 1/4"

Aluminum Wheel Spacers

Change wheel offset without changing wheels! Universal design fits 5 on 4-1/2", 5 on 4-3/4" and 5 x 5" patterns. Uses 5/8" stud slot to aid in centering.



- ALL44216 1/4"
- ALL44217 1/2"
- ALL44218 3/4"
- ALL44219 1"

Aluminum Wheel Spacers

Spacers are available in 1/2", 3/4" and 1" thicknesses and fit 4-1/2", 4-3/4" and 5" bolt circle patterns. Spacers increase track width, requiring less wheel offset. Sold each.



- ALL44121 1/2"
- ALL44122 3/4"
- ALL44123 1"

Note: 4-1/2" and 4-3/4" bolt patterns have 1/2" holes; 5" bolt pattern has 5/8" holes.

Aluminum Wide 5 Wheel Spacers

One-piece aluminum spacer moves Wide 5 wheel outboard. Sold each.



- ALL44129 1/8" Thick
- ALL44127 1/4" Thick

Threaded Wheel Spacers

Aluminum spacers thread directly onto wheel studs of Wide 5 hubs with 5/8"-11 threads. Hex design is easily installed and removed. Longer studs may be required when using spacers. Package of 5.



- ALL44210 1/4" ALL44213 5/8"
- ALL44211 3/8" ALL44214 3/4"
- ALL44212 1/2" ALL44215 1"

Multiple Head Tire Siper **ALL10552**

Unique tool comes with multiple siping heads allowing you to switch between heads in a matter of seconds, saving hours of time. Complete with diagonal, cross and circumference heads along with a 3/4" solid rod end to attach to most tire grooving machines.



NEW!

Check Out Our Tool Section!

For more tire related tools see pages 232 to 237.



Tire Sander

ALL44185

Extend the life of used tires by removing a thin, hardened layer of rubber. Heavy duty 7" Milwaukee sander with 2.25 HP/13 amp motor, has a 0-6000 adjustable RPM range to compensate for varying tire hardness and features a 10 ft. detachable cord. Backing pad and discs are sold separately.



ALL44184


- ALL44184 Filter For Tire Sander
- ALL44186 7" Backing Pad
- ALL44187 7" 36 Grit Discs, 5-Pack
- ALL44188 8" Backing Pad (Soft)
- ALL44189 8" Sanding Discs, 5-Pack



ALL44188

ALL44189

Tire Grinding Discs



ALL44180

ALL44181

ALL44182

ALL44183

ALL44196

Grind off the hardened outer "skin" on used dirt track tires and create round, aggressive sipes to increase traction. Use caution when handling and storing nail head disc, pins are needle sharp.

Part No.	Description	Diameter	Arbor Hole
ALL44180	Rounded Disc, 23 Grit	4"	5/8"
ALL44181	Flat Disc, 23 Grit	4"	5/8"
ALL44182	Rounded Disc, 16 Grit	7"	7/8"
ALL44183	Nail Head Disc	7"	7/8"
ALL44196	Nail Head Disc	8"	5/8"

Safety Note: To prevent bodily injury the tire must be mounted on the car or secured in a tire holder. Eye and hand protection is required.



Heated Tire Groovers



Groovers add extra traction in minutes. Tapered, razor sharp blade grooves fast and easy. To operate, insert a blade into groover, set blade height with a tire depth gauge and set the power level. Features triggerless activation – simply place the cutting edge against the tire surface and press down for instant heat. Includes 2 each 4/32", 6/32", 8/32" and 10/32" flat blades.

- ALL10260 110V Groover Features a 4 level dial and a hi/low switch for 8 total heat settings.
- ALL10590 220V Groover (Intended For International Use) Features a 4 level dial and a multi-positional dial for fine tuned heat settings. Power cord requires the attachment of a 220 volt, grounded, 3-prong plug (not included).

Replacement Parts

- (for ALL10260)
- ALL99392 Head Assembly
- ALL99393 Head Rebuild Kit
- ALL99394 Blade Clamps, 1-Pair
- ALL99303 Clamp Nuts, 1-Pair
- ALL99304 Clamp Screws, 1-Pair
- ALL99305 Cradle Springs, 1-Pair
- ALL99306 Slide Pads, 3-Pair
- ALL99307 Hex Wrench



Replacement Parts

- (for ALL10270 and ALL10590)
- ALL99104 Tension Lever Kit
- ALL99105 Head Assembly
- ALL99106 Front Pads w/Screws, 3-Pair
- ALL99107 Rear Pads w/Screws, 3-Pack
- ALL99127 Head Blade Divider



"All-In-One" Heated Tire Groovers



Self-contained groover has built-in temperature controls, eliminating the additional cord and separate control box common with other groovers. Don't let the small package fool you; this groover has the ability to cut small intricate grooves yet still handle removing material up to a 1/2". Tapered, razor sharp blade grooves fast and easy. To operate, insert a single blade into groover, set blade height with a tire depth gauge and set the power level. Place the cutting edge against the tire surface and obtain instant heat by simply squeezing the trigger. Groover features a Hi/Low toggle switch and a temperature control dial in the handle for setting desired heat level. "All-In-One" groover requires "All-In-One" blades; do not use standard groover blades with this groover.

- ALL10770 110V Groover Includes 1 Each 4/32", 5/32", 6/32", 8/32" And 10/32" Flat Blades.
- ALL10772 220V Groover (Intended For International Use) Power cord requires the attachment of a 220 volt, grounded, 3-prong plug (not included). Includes 1 Each 4/32", 5/32", 6/32", 8/32" And 10/32" Flat Blades.

Replacement Parts

- (for ALL10770 and ALL10772)
- ALL99300... Head Assembly
- ALL99301... Head Rebuild Kit
- ALL99302... Blade Clamps, 1-Pair
- ALL99303... Clamp Nuts, 1-Pair
- ALL99304... Clamp Screws, 1-Pair
- ALL99305... Cradle Springs, 1-Pair
- ALL99306... Slide Pads, 3-Pair
- ALL99307... Hex Wrench



Tire Groover Blades, 12-Packs



Blade	Size	Flat Bottom Blades	Round Bottom Blades
#1	1/32"	-	ALL10267
#2	2/32"	-	ALL10268
#3	3/32"	ALL10271	ALL10269
#4	4/32"	ALL10272	ALL10276
#6	6/32"	ALL10273	ALL10277
#8	8/32"	ALL10274	ALL10278
#10	10/32"	ALL10275	ALL10279

"All-In-One" Groover Blades, 12-Packs



Blade	Size	Flat Bottom Blades	Round Bottom Blades
#1	1/32"	-	ALL10790
#2	2/32"	-	ALL10791
#3	3/32"	ALL10780	ALL10792
#4	4/32"	ALL10781	ALL10793
#5	5/32"	ALL10782	ALL10794
#6	6/32"	ALL10783	ALL10795
#8	8/32"	ALL10784	ALL10796
#10	10/32"	ALL10785	ALL10797
#12	12/32"	ALL10786	ALL10798
#14	14/32"	ALL10787	-
#16	16/32"	ALL10788	-

Heavy Duty Flat Bottom Grooving Blades

Heavy duty blades are twice as thick as standard blades for removing large amounts of material with less chance of blade damage. Commonly used in off-road racing. Package of 12.



- ALL10580 #16 Flat, 16/32"
- ALL10582 #20 Flat, 20/32"
- ALL10584 #24 Flat, 24/32"
- ALL10586 #32 Flat, 32/32"



Dirt Tire Soap **ALL78236**

Clean your tires like the Pros! Simply mix with water and spray on your tires before washing them and the mud practically falls off. One gallon container.



Tire Spoons



Steel tire spoons help to mount and dismount tires after bead has been broken. Various sizes are available to work with most tire/wheel combinations. Small tool works well to fit inside tire during removal while rounded ends help prevent damage to tire and wheel.

- ALL10103..... 24" Straight With Round End
- ALL10104 16" Curved With Flat End
- ALL44037 16" Curved With Round End
- ALL44036..... 9" Curved With Round End

Bead Breakers

Convenient tool makes quick work of breaking down even the most stubborn tire beads.



Durable steel construction with rubber hand grips. Standard and wide jaw breakers are for use with most 15" wheels. The adjustable arm version ALL44028, allows bead breaker to be used on most 10", 13" or 15" wheels simply by changing the length of the arm. Wide jaw bead breaker works well with soft sidewall tires, helping prevent damage to sidewall. Clamp the hook and inside jaw against the rim, while maintaining slight pressure on the outside handle press down on the inside handle using the outer jaws to separate the tire from the rim, moving around the rim as needed.



- ALL10105 Standard-Jaw Bead Breaker
- ALL44028..... Standard-Jaw Bead Breaker With Adjustable Arm
- ALL10106 Wide-Jaw Bead Breaker


Wheel Rim Screws **ALL44045**

Self-tapping 1/4" diameter screws anchor the tire to the rim to prevent spinning. For drag use. Package of 35.




Asphalt Tire Book **ALL041**

Keep track of tire settings before and after race. 4" x 5" pocket size book includes 50 carbon copy pages, perforated for easy tear off.



Tire Log Decal

Easy to write on, vinyl decal is handy when recording important tire information at the track. 8-1/2" x 2".



- ALL047 4-Pack
- ALL047-40.... 40-Pack

Stagger Gauge **ALL10116**

Measures tire diameter and automatically converts it to circumference. Strong tubular gauge will not flex and will provide accurate, consistent stagger measurements every time. Gauge measures from 65" to 115" in 1/4" increments.



Replacement Part **ALL99044** Tape Decal

Tire Tape Measures

Ten foot long tapes are ideal for measuring tire diameters and checking stagger.



Tire Crayons

Ideal for temporary tire marking. 1/2" x 4-5/8".



Paint Markers

Long-lasting, weather, water, and UV-resistant markers work on glass, plastic, rubber, and metal. Durable fiber tip permits fine or bold lines. Perfect for indicating tire stagger. Quick dry, lead-free paint.



- ALL12050 Aluminum
- ALL12051..... Yellow
- ALL12052 White
- ALL12053 Red
- ALL12054 Blue
- ALL12055 Light Blue
- ALL12056 Black
- ALL12057 Orange



Tire Stack Cover ALL44220

Easy access canvas cover features a full length zipper. Perfect for use in the tire impound, keeping your tires out of the weather or hiding them from the eyes of your competition. 50" tall black cover will fit a set of 4 tires with a 86" maximum circumference.



Tire Durometer ALL44034

Easily check tire hardness. Includes storage pouch.



Valve Stem Cores

This inner portion of the valve stem is often damaged or leaking. Cores are easy to replace with ALL44030 tool when replacing tires to assure a leak free valve stem. Universal design fits most standard valve stems.



ALL99150 10-Pack
ALL99150-100 100-Pack

Valve Stem Caps

An often overlooked item, caps prevent dirt and debris from entering the core portion of valve stems. Stainless steel caps have an inner seal for additional sealing.



ALL99151 10-Pack
ALL99151-100 100-Pack

Brass Valve Stems

Brass bolt-in valve stem resists cutting during contact. Sold each.

ALL44134 Brass Valve Stem. Fits .625" Hole
ALL44135 Chrome Plated Brass Valve Stem. Fits .453" Or .625" Hole



ALL44134

Replacement Parts

ALL99150 Valve Core, 10-pack
ALL99151 Valve Stem Caps, 10-Pack



Hex Head Valve Stem Caps ALL44053

Keep dirt and debris out of valve stems while providing an attractive finishing touch to wheels. Chrome plated brass hex caps fit most valve stems and have a built-in inner seal to prevent air loss. Package of 4.



Snap-In Rubber Valve Stems

Economical rubber valve stems pull through wheel for easy installation. Large stem for 5/8" hole is the most popular size valve stem used in racing wheels. Smaller stem for .453" hole is commonly found in stock steel and utility vehicle wheels.



ALL44136 Stem For 5/8" (.625") Hole, 4-Pack
ALL44136-50 Stem For 5/8" (.625) Hole, 50-Pack
ALL44139 Stem For .453" Hole, 4-Pack

Valve Stem Puller ALL44032

Puller threads onto valve stem and properly pulls rubber valve stems into place. Large rubber block protects expensive wheels and creates leverage when pulling.



Valve Core Tool ALL44030

Easily remove and install new valve cores. Base of handle has a machined pattern to aid with grip. Ergonomically designed and crafted from stainless steel. Measures 3" overall length.



Flush Mount Valve Stem Kit ALL44137

Steel bolt-in valve stem mounts in standard location and remains flush with the outside of the wheel. Retaining nut attaches from the inside of wheel. Complete with extension filler tube and dust cap. Four per package. Fits 1/2" hole.



Replacement Part

ALL44138 Replacement Filler Tube

Aluminum Air Tanks

Lightweight aluminum tanks are portable, providing an easy way to air up tires. Welded tanks will not rust or corrode and are pressure tested to military specifications up to 300 PSI.



ALL10531

ALL10531 7" x 10" Horizontal Tank, 1-1/2 Gallon
ALL10532 7" x 24" Vertical Tank, 2-3/4 Gallon
ALL10530 9" x 11" Horizontal Tank, 2-3/4 Gallon
ALL10534 9" x 20" Horizontal Tank, 5 Gallon

ALL10532



Tire Pressure Gauges, Glow In The Dark

Tire pressure gauge has a glow in the dark face. Swivel chuck rotates 360 degrees on a 14" long rubber hose for easy placement on valve stems with leak free operation. A rubber cover surrounds the gauge for added protection against drops and has a ribbed molded pattern for increased grip. Gauge also features a built-in pressure release valve for removing air in small amounts for precise pressure adjustments.

2-1/4" Diameter

- ALL44056..... 0-15 PSI, 2-1/4"
- ALL44057..... 0-30 PSI, 2-1/4"
- ALL44058..... 0-60 PSI, 2-1/4"

4" Diameter

- ALL44046 0-15 PSI, 4"
- ALL44047 0-30 PSI, 4"
- ALL44048 0-60 PSI, 4"



ALL44047

Tire Gauge Holders

Secure holder to shop or trailer wall to keep tire gauge conveniently located. Aluminum holder works with most tire gauges and has wrap around sides to hold gauge in place.



ALL12259

- ALL12259 Holds Gauges Up To 3-1/2" O.D.
- ALL12260 Holds Gauges Up To 4" O.D.

Tire Gauges

2" gauge has a 12" flex hose with swivel chuck and pressure release valve. Accurate to within +/- 1%.

- ALL44076..... 0-20 PSI
- ALL44077..... 0-40 PSI



ALL44077

0-30 Lb. Tire Relief Pre-Setter Gauge

ALL44080

An accurate method for presetting tire reliefs. A constant flow of air to the relief duplicates the air pressure against the relief in the tire. Just attach air chuck to one end of the gauge and the relief valve hose to the other end. 0-30 PSI gauge can be recalibrated to zero if dropped.



Schrader Valves ALL44065

Inflating tires through quick disconnects mounted in rim eliminates an extra valve stem. Valves work with Allstar Performance center reliefs and other popular plastic or aluminum quick disconnect fittings. Sold in pairs.



Wheel Disconnects

Fit 5/8" dia. valve stem hole for use with center reliefs and Schrader (Fill) valve (ALL44065).

- ALL44060 Plastic, 4-Pack
- ALL44061..... Plastic, Each
- ALL44062..... Aluminum, 4-Pack
- ALL44063 Aluminum, Each



ALL44060

Replacement Parts

- ALL44066 Sealing Washer, 4-Pack
- ALL44067 Grommet, 4-Pack



ALL44066



ALL44067



Mike And Scott McKinney

Photo: Mike Kalling



Fred Ryland



Coleman Gulick

WHEEL & TIRE ACCESSORIES



Allstar Hats

Hats have Allstar logo embroidered on the front and an adjustable head band.



- ALL99951 Black
- ALL99957 Black With Mesh Back
- ALL99958 Camo
- ALL99959 Black With White Mesh Back

Allstar Beanie

ALL99953



Allstar T-Shirts

T-shirts have a large Allstar logo on the back and a small logo on the front left chest. Available in black, red, gray or charcoal. Specify size when ordering (YM*, YL*, S, M, L, XL, XXL, XXXL).



- ALL99902 Black
- ALL99904 Red
- ALL99906 Gray
- ALL99907 Charcoal

*Sizes YM and YL only available in Black or Charcoal

Allstar Circle Track T-Shirts

ALL99901

Dark gray t-shirts have a circle track theme and Allstar logos on front and back. Specify size when ordering (S, L, XL, XXL, XXXL).



Allstar Ladies Rhinestone Tank Top

ALL99926

Available in black only. Specify size when ordering (S, M, L, XL, XXL).



Allstar Ladies Rhinestone T-Shirt

ALL99927

Available in black only. Specify size when ordering (S, M, L, XL, XXL).



Allstar Ladies Vintage T-Shirts

Available in burgundy, charcoal or navy. Specify size when ordering (S, M, L, XL, XXL).

- ALL99920 Burgundy
- ALL99921 Charcoal
- ALL99922 Navy



Allstar Ladies V-Neck T-Shirts

ALL99924

Black V-neck t-shirt with large Allstar Performance logo on front. Specify size when ordering (S, M, L, XL, XXL).



Allstar Full-Zip Hoodie

ALL99917

Charcoal full zipper style hoodie **NEW!** features a small Allstar logo on left chest and is made from a 50/50 blend of soft spun cotton and poly fleece. Specify size when ordering (S, M, L, XL, XXL, XXXL).



Allstar Hoodie

ALL99916

Allstar hoodie features a two color design and is 100% polyester for a wrinkle free look. Specify size when ordering (S, M, L, XL, XXL, XXXL).



Allstar Sweatshirt

ALL99912

Black sweatshirt has a small Allstar logo embroidered on the left chest. Specify size when ordering (M, L, XL, XXL, XXXL).





Allstar Hooded Sweatshirt

ALL99913

Black hooded sweatshirt has large Allstar logo across the chest, drawstring hood and a large pocket. Specify size when ordering (YM, YL, S, M, L, XL, XXL, XXXL).



Allstar Lightweight Jacket

ALL99914

Black jacket has a small Allstar logo on front left chest area. Specify size when ordering (L, XL, XXL, XXXL).



Allstar Apron

ALL99962

Black cloth apron has pockets to keep tools close at hand. Reverse apron to place pockets on the inside when grinding tires. Adjustable strap allows one size to fit all.



Allstar Gloves

General purpose gloves protect hands from everyday abuse in the shop or at the racetrack. Lightweight, elastic weave material with reinforced palm and fingers allows mobility and unrestricted use.

ALL99940 Medium

ALL99941 Large

ALL99942 X-Large



Allstar Umbrella

ALL99960

Versatile umbrella is only 16" long when retracted, but opens to a full 36". Easily stored.



Can Cooler **ALL99965**

Keep your hand warm and your favorite beverage cool and covered.



Heavy Duty Counter Top Catalog Rack

ALL060

All metal design will hold 8-1/2" x 11" catalogs with a maximum thickness of 2". 16 removable mechanisms lock and hold up to 32" of catalogs in place. Base measures 40" x 12-1/2" x 6", with an overall unit width of 52". Black enamel finish only.



Merchandising Displays

Allstar Performance merchandising displays for race, street, and drag. Each 4' x 4' display features a variety of fast-selling products to satisfy customer needs. A layout diagram is supplied to simplify set up. Display packages include free bonus items such as Allstar header display, Allstar decals, Allstar hang tags, and hooks. Display rack not included.

ALL070 Circle Track

ALL071 Circle Track

ALL072 Drag Race

ALL073 Street Performance

ALL074 Open Wheel/Sprint

Brake Fitting Displays

8" x 10" card includes an assortment (1 piece each) of popular brake line fittings. Visit website for breakdown.

ALL080 Display #1

ALL081 Display #2

ALL082 Display #3

ALL083 Display #4





Allstar Decals

- ALL029..... 2" x 6"
- ALL030..... 3" x 10"
- ALL031..... 6" x 18"
- ALL032..... 8" x 26"
- ALL034..... 10" x 32"



Hang Tags ALL040

Place tags behind product in showroom or parts trailer to provide part number, description and price information for reordering. Package of 100.



Allstar Banner ALL010

Allstar Performance banner is 30" tall x 72" wide.



Black Plastic Bags ALL048

18" long x 14-1/2" wide. Package of 100.



Allstar Showroom Display Header ALL038



Display header provides an excellent way to display Allstar products. Precut 6" x 48" black painted aluminum header may be trimmed to desired width.


Catalog Display Rack ALL042

Display Allstar catalogs next to products on counter top or as part of pegboard or slat wall display. Includes 10 Allstar Performance catalogs.



Peg Hooks

Peg hooks fit standard 1" spaced peg board. Available in 2", 4", or 6" lengths, 1/8" diameter. Package of 50.



- ALL054..... 2"
- ALL055..... 4"
- ALL056..... 6"

Business Card Holders

Steel business card holder is perfect for the desk or sales counter, holds a 1" thick stack of standard size cards. Available in black wrinkle or red smooth finish. ALL12226 Black
ALL12246 Red



Product Fix-It Tags

Clear plastic tags are used to repair or reinforce the peg hook hole of most carded and bagged product. Tags have a self-adhesive backing which provides a quick and easy option for repairing display merchandise.



- ALL020..... 10-Pack
- ALL020-50.... 50-Pack



Brandon Oakley

Photo: Scott Mclwain



Jeff Leka

Photo: Todd Healy



Scott Clippenger

Photo: Josh James



John Martin

Photo: Mike Kalling

Part No.	Page No.	Part No.	Page No.	Part No.	Page No.	Part No.	Page No.	Part No.	Page No.	Part No.	Page No.
010	256	10113	48	10166	98	10248	151	10415	48	10512	155
020	256	10115	138	10171	98	10249	151	10416	48	10516	58
029	256	10116	232	10172	217	10252	155	10417	48	10518	58
030	256	10117	177	10174	217	10254	229	10418	48	10526	231
031	256	10118	238	10175	244	10258	152	10419	48	10527	231
032	256	10119	177	10177	217	10260	235	10422	229	10530	231
034	256	10120	101	10178	139	10264	236	10425	229	10531	231
038	256	10121	101	10180	228	10265	236	10426	229	10532	231
040	256	10122	101	10181	148	10266	170	10439	154	10534	231
041	237	10123	218	10182	228	10267	235	10440	154	10535	88
042	256	10124	229	10184	228	10268	235	10441	154	10538	88
043	216	10125	218	10188	228	10269	235	10442	154	10540	236
045	216	10126	229	10192	228	10271	235	10443	154	10545	236
046	216	10127	229	10196	228	10272	235	10445	57	10546	236
047	232	10128	229	10200	228	10273	235	10450	154	10547	236
048	256	10129	229	10203	228	10274	235	10451	154	10548	236
050	225	10130	97	10204	228	10275	235	10452	21	10550	59
052	121	10132	97	10207	228	10276	235	10453	21	10551	233
054	256	10134	229	10208	228	10277	235	10454	21	10552	233
055	256	10135	229	10209	228	10278	235	10455	21	10555	59
056	256	10136	97	10210	228	10279	235	10456	21	10561	59
059	182	10138	97	10211	151	10280	151	10457	21	10562	59
060	255	10139	97	10214	151	10285	151	10458	21	10565	233
070	255	10140	218	10217	150	10286	151	10459	21	10566	233
071	255	10141	218	10218	150	10287	151	10460	57	10567	233
072	255	10142	97	10219	150	10288	151	10464	35	10568	233
073	255	10143	218	10221	150	10289	151	10466	35	10569	233
074	255	10144	97	10222	150	10290	151	10468	35	10570	233
080	255	10145	97	10223	152	10291	151	10470	35	10571	233
081	255	10147	97	10225	151	10295	151	10475	154	10572	233
082	255	10148	97	10228	152	10298	151	10480	154	10574	233
083	255	10149	97	10229	152	10299	151	10481	154	10575	233
10100	136	10150	97	10230	231	10400	48	10482	154	10576	233
10102	136	10151	97	10232	231	10402	48	10485	21	10577	233
10103	170	10152	97	10233	231	10403	48	10486	21	10580	235
10104	170	10154	97	10234	231	10404	48	10487	21	10582	235
10105	170	10156	97	10235	231	10405	48	10488	21	10584	235
10106	170	10157	98	10239	231	10406	48	10489	21	10586	235
10107	231	10159	98	10240	231	10407	48	10490	21	10590	235
10108	231	10162	98	10241	231	10411	48	10500	155	10600	230
10110	138	10163	98	10242	231	10412	48	10501	155	10625	165
10111	232	10164	98	10246	151	10413	48	10502	155	10655	170
10112	232	10165	98	10247	151	10414	48	10510	155	10658	188



Part No.	Page No.	Part No.	Page No.	Part No.	Page No.	Part No.	Page No.	Part No.	Page No.	Part No.	Page No.
10660	177	11000	215	11075	13	11190	179	12026	36	12216	63
10662	177	11002	215	11076	13	11192	194	12027	36	12219	226
10664	238	11003	73	11078	13	11195	209	12030	60	12220	226
10666	238	11005	101	11080	215	11196	209	12031	60	12221	226
10668	177	11010	33	11081	215	11197	209	12032	60	12222	226
10672	239	11011	33	11082	215	11270	230	12033	60	12224	226
10675	238	11015	33	11083	215	11271	230	12050	232	12225	227
10676	239	11016	123	11085	215	11272	230	12051	232	12226	256
10678	113	11017	36	11086	215	11273	230	12052	232	12227	227
10680	64	11018	36	11087	215	11274	230	12053	232	12228	227
10720	165	11019	36	11100	222	11275	230	12054	232	12232	152
10721	165	11020	31	11106	222	11276	230	12055	232	12240	226
10722	165	11022	31	11108	222	11280	230	12056	232	12241	226
10723	165	11023	211	11110	222	11300	230	12057	232	12242	226
10725	187	11024	211	11112	222	11302	230	12060	232	12243	226
10726	187	11026	31	11116	222	11305	230	12061	232	12244	226
10730	165	11030	13	11118	222	11310	230	12064	13	12245	227
10731	165	11031	13	11120	222	11312	230	12066	13	12246	256
10740	200	11036	13	11124	222	11315	230	12070	95	12247	227
10741	48	11037	214	11126	222	11316	230	12100	214	12248	227
10742	48	11038	214	11128	222	11317	230	12101	214	12249	227
10744	210	11039	214	11130	222	11318	230	12102	214	12259	232
10752	181	11040	13	11132	222	11319	230	12103	214	12260	232
10770	170	11041	13	11134	222	11320	230	12105	214	12264	227
10772	235	11045	211	11140	241	11350	142	12106	214	12265	227
10780	170	11052	95	11151	222	11351	142	12107	214	12268	227
10781	170	11056	214	11152	222	11355	142	12121	214	12269	144
10782	170	11057	214	11153	222	11360	142	12122	214	13000	153
10783	170	11058	214	11160	240	12000	152	12123	214	13001	153
10784	170	11059	214	11161	240	12005	61	12130	214	13004	153
10785	170	11060	214	11170	176	12006	61	12131	214	13007	153
10786	170	11061	214	11172	176	12008	61	12132	214	13008	28
10787	170	11062	214	11174	179	12010	61	12200	227	13009	28
10788	170	11063	214	11175	179	12011	61	12201	227	13010	28
10790	170	11064	214	11176	213	12012	61	12202	227	13011	153
10791	170	11065	214	11177	213	12013	229	12203	227	13012	153
10792	170	11066	214	11178	220	12016	61	12204	227	13014	153
10793	170	11067	214	11179	220	12017	61	12206	227	13020	153
10794	170	11068	214	11180	220	12020	36	12210	231	13021	153
10795	170	11069	214	11181	220	12021	36	12211	192	13025	153
10796	170	11070	13	11184	213	12022	36	12212	192	13100	152
10797	235	11072	13	11187	190	12024	36	12213	239	13104	152
10798	170	11074	13	11188	190	12025	36	12214	161	14100	150



Part No.	Page No.	Part No.	Page No.	Part No.	Page No.	Part No.	Page No.	Part No.	Page No.	Part No.	Page No.
14101	150	14154	225	14214	57	14383	101	16012	111	16075	111
14102	150	14155	225	14215	57	14385	101	16013	111	16076	111
14103	150	14156	225	14218	57	14390	76	16014	111	16080	111
14104	150	14157	225	14220	57	14391	76	16015	111	16081	111
14105	150	14158	225	14240	225	14392	76	16016	111	16082	111
14106	150	14159	225	14242	225	14395	76	16020	111	16083	111
14110	150	14160	225	14245	225	14396	76	16021	111	16084	111
14111	150	14161	225	14246	225	14408	56	16022	111	16085	111
14112	150	14162	225	14247	225	14409	56	16023	111	16086	111
14115	150	14163	225	14248	225	14414	56	16024	111	16100	111
14116	76	14165	225	14251	225	14415	56	16025	111	16101	111
14117	76	14166	143	14252	225	14418	56	16026	111	16102	111
14120	76	14170	160	14253	225	14419	56	16030	111	16103	111
14122	76	14171	149	14254	225	14422	56	16031	111	16104	111
14123	76	14172	220	14255	225	14423	56	16032	111	16105	111
14124	76	14173	220	14261	225	14430	56	16033	111	16106	111
14125	76	14174	220	14263	225	14431	56	16034	111	16110	111
14126	76	14175	225	14270	225	14450	56	16035	111	16111	111
14127	76	14176	57	14272	225	14451	56	16036	111	16112	111
14128	76	14177	57	14275	225	14452	56	16041	111	16113	111
14129	76	14178	57	14276	225	14453	56	16042	111	16114	111
14130	76	14179	57	14277	225	14454	56	16043	111	16115	111
14132	76	14180	57	14280	75	14455	56	16044	111	16116	111
14133	76	14181	57	14282	226	14456	56	16045	111	16120	111
14134	76	14182	57	14285	226	14457	56	16050	111	16121	111
14135	76	14183	57	14288	226	14458	56	16051	111	16122	111
14136	76	14184	57	14290	220	14459	56	16052	111	16123	111
14137	76	14185	57	14292	220	14474	56	16053	111	16124	111
14138	76	14186	57	14295	245	14475	56	16054	111	16125	111
14139	76	14187	57	14300	215	14480	52	16055	111	16126	111
14140	225	14188	57	14305	215	14481	52	16056	111	16130	111
14141	225	14189	57	14306	215	14483	52	16060	111	16131	111
14142	225	14190	57	14350	144	14485	52	16061	111	16132	111
14143	225	14192	48	14351	144	14486	52	16062	111	16133	111
14145	225	14193	48	14352	144	16000	111	16063	111	16134	111
14146	225	14194	48	14355	143	16001	111	16064	111	16150	111
14147	225	14195	48	14356	143	16002	111	16065	111	16151	111
14148	225	14196	48	14360	75	16003	111	16066	111	16152	111
14149	225	14197	48	14361	75	16004	111	16070	111	16153	111
14150	225	14198	43	14365	75	16005	111	16071	111	16154	111
14151	225	14200	72	14366	75	16006	111	16072	111	16201	110
14152	225	14201	72	14380	101	16010	111	16073	111	16202	110
14153	225	14212	57	14381	223	16011	111	16074	52	16203	110



Part No.	Page No.	Part No.	Page No.	Part No.	Page No.	Part No.	Page No.	Part No.	Page No.	Part No.	Page No.
16204	110	16286	110	16476	110	16914	109	17339	110	18011	102
16205	110	16287	110	16482	110	16930	109	17463	110	18012	102
16206	110	16288	110	16484	110	17000	167	17475	110	18013	102
16208	110	16289	110	16486	110	17004	167	17476	110	18014	102
16210	110	16290	110	16488	110	17006	167	17486	110	18015	102
16211	110	16291	110	16490	52	17008	159	17487	110	18016	102
16212	110	16292	110	16492	110	17010	167	17488	110	18020	102
16213	110	16293	110	16494	110	17012	167	17489	110	18021	102
16214	110	16294	110	16516	110	17016	160	17490	110	18022	102
16221	110	16296	110	16518	110	17018	166	17491	110	18023	102
16222	110	16298	110	16520	110	17020	166	17492	110	18030	102
16223	110	16316	110	16522	110	17022	168	17495	110	18031	102
16224	110	16318	110	16536	110	17024	168	17496	110	18032	102
16225	110	16320	110	16538	110	17026	163	17497	110	18033	102
16226	110	16321	110	16540	110	17028	161	17515	110	18040	102
16228	110	16322	110	16541	110	17030	168	17516	110	18050	102
16241	110	16324	110	16542	110	17032	168	17517	110	18051	102
16242	110	16326	110	16544	110	17034	165	17518	110	18052	102
16243	110	16336	110	16546	110	17036	161	17519	110	18053	102
16244	110	16338	110	16722	111	17038	161	17520	110	18054	102
16245	110	16340	110	16731	111	17040	168	17521	110	18056	102
16246	110	16342	110	16732	111	17042	168	17522	110	18060	103
16248	110	16344	110	16734	111	17048	111	17524	110	18061	103
16250	110	16346	110	16736	111	17120	113	17526	110	18062	103
16252	110	16347	110	16741	111	17121	113	17531	110	18063	103
16254	110	16348	110	16742	111	17221	110	17539	110	18070	103
16256	110	16349	110	16744	111	17222	110	17540	110	18071	103
16258	110	16350	110	16746	111	17223	110	17541	110	18074	103
16262	110	16402	110	16751	111	17263	110	17542	110	18075	103
16263	110	16404	110	16752	111	17264	110	17543	110	18080	103
16264	110	16406	110	16754	111	17266	110	17544	110	18081	103
16265	110	16422	110	16756	111	17267	110	17545	110	18082	103
16266	110	16424	110	16762	111	17285	110	17549	110	18083	103
16268	110	16426	110	16764	111	17286	110	17550	110	18084	103
16270	110	16442	110	16766	111	17287	110	17552	110	18085	103
16271	110	16446	110	16772	111	17288	110	18000	102	18086	103
16272	110	16462	110	16774	111	17289	110	18001	102	18087	103
16273	110	16464	110	16776	111	17290	110	18002	102	18090	103
16281	110	16466	110	16805	111	17291	110	18003	102	18091	103
16282	110	16468	110	16902	111	17315	110	18004	102	18092	103
16283	110	16470	110	16903	111	17316	110	18005	102	18094	103
16284	110	16472	110	16905	111	17317	110	18006	102	18095	103
16285	110	16474	110	16907	111	17318	110	18010	102	18096	103



Part No.	Page No.	Part No.	Page No.	Part No.	Page No.	Part No.	Page No.	Part No.	Page No.	Part No.	Page No.
18101	102	18187	103	18257	111	18310	33	18471	18	18524	18
18103	102	18188	103	18258	111	18311	33	18472	18	18525	18
18105	102	18189	103	18259	111	18312	73	18473	18	18526	18
18107	102	18190	103	18260	111	18313	73	18476	18	18527	18
18109	102	18191	103	18261	111	18314	73	18477	18	18530	23
18110	103	18192	103	18262	111	18315	73	18478	18	18531	23
18114	102	18194	103	18263	111	18317	73	18479	18	18532	23
18116	102	18196	103	18264	111	18320	33	18480	18	18533	23
18120	102	18197	103	18266	111	18321	33	18481	18	18534	23
18122	102	18198	103	18274	111	18322	115	18482	18	18540	23
18126	102	18199	103	18275	111	18323	115	18484	18	18541	23
18128	102	18200	103	18276	111	18325	134	18487	18	18542	23
18132	102	18201	104	18277	111	18330	71	18488	18	18543	23
18134	102	18202	103	18278	111	18332	71	18489	18	18544	23
18135	102	18203	104	18279	111	18334	71	18491	18	18546	48
18136	102	18204	104	18280	111	18336	71	18492	18	18547	106
18137	102	18205	104	18281	111	18338	71	18493	18	18548	106
18138	102	18206	14	18282	111	18340	71	18494	18	18549	48
18139	102	18207	14	18283	111	18342	71	18495	18	18550	48
18141	102	18209	14	18286	111	18360	76	18495	114	18551	48
18143	102	18210	14	18287	111	18362	76	18500	18	18552	48
18145	102	18212	14	18288	111	18363	76	18501	18	18553	17
18147	102	18215	103	18289	111	18364	76	18502	18	18554	108
18149	102	18216	109	18290	111	18365	76	18503	18	18555	109
18151	102	18217	211	18291	111	18366	76	18504	18	18556	109
18153	102	18220	14	18292	111	18367	76	18506	18	18557	109
18156	102	18221	14	18293	111	18368	76	18507	18	18558	108
18158	102	18222	14	18294	111	18430	19	18508	18	18559	108
18162	102	18223	14	18295	111	18431	19	18509	18	18560	17
18164	102	18224	14	18296	111	18432	19	18510	18	18561	17
18168	102	18225	14	18297	111	18433	19	18511	18	18562	37
18170	102	18226	14	18298	111	18434	19	18512	18	18563	37
18174	102	18227	14	18299	111	18442	113	18513	18	18565	112
18175	102	18228	14	18300	33	18446	115	18514	18	18566	112
18176	102	18230	14	18301	33	18448	115	18515	18	18567	112
18177	102	18232	107	18302	73	18452	115	18516	18	18568	112
18178	102	18250	111	18303	73	18454	115	18517	18	18570	54
18179	102	18251	111	18304	73	18460	19	18518	18	18571	54
18180	102	18252	111	18305	73	18461	19	18519	18	18572	54
18181	102	18253	111	18306	73	18462	19	18520	18	18574	54
18183	103	18254	111	18307	73	18463	19	18521	18	18576	54
18184	103	18255	111	18308	73	18468	19	18522	19	18578	112
18185	103	18256	111	18309	73	18470	18	18523	19	18580	54



Part No.	Page No.	Part No.	Page No.	Part No.	Page No.	Part No.	Page No.	Part No.	Page No.	Part No.	Page No.
18582	54	18638	108	18766	112	19040	105	19179	105	19290	105
18584	54	18639	108	18785	112	19042	105	19186	105	19292	105
18585	112	18640	109	18786	112	19046	105	19188	105	19296	107
18586	54	18641	109	18787	112	19048	105	19190	105	19298	107
18587	54	18642	109	18800	112	19050	105	19192	105	19300	23
18588	54	18645	109	18802	112	19052	105	19200	105	19302	107
18589	54	18646	109	18804	112	19056	105	19202	105	19310	107
18590	54	18647	109	18806	112	19058	105	19210	105	19312	107
18592	54	18650	109	18808	112	19060	105	19211	105	19320	107
18594	54	18651	109	18810	112	19062	105	19212	105	19322	107
18595	112	18652	109	18812	112	19064	105	19213	105	19330	106
18596	54	18654	17	18814	112	19066	105	19214	105	19332	107
18597	54	18655	17	18816	112	19068	105	19215	105	19336	107
18598	54	18656	108	18818	112	19070	105	19216	105	19338	107
18599	54	18660	108	18820	112	19100	105	19218	105	19340	106
18600	177	18662	108	18822	112	19102	105	19220	105	19342	106
18602	177	18663	108	18824	112	19110	105	19221	105	19350	106
18603	177	18664	108	18826	112	19112	105	19222	105	19352	106
18604	177	18665	108	18828	112	19130	105	19223	105	19360	106
18605	177	18680	108	18830	112	19131	105	19230	105	19361	106
18606	177	18681	108	18832	112	19132	105	19232	105	19362	106
18607	177	18682	108	18834	112	19133	105	19236	105	19363	106
18608	177	18683	108	18836	112	19136	105	19238	105	19364	106
18610	54	18684	108	18838	112	19137	105	19240	105	19365	106
18611	54	18690	108	18840	108	19138	105	19242	105	19366	106
18612	52	18691	108	18841	108	19139	105	19250	105	19367	106
18613	54	18692	108	18845	108	19142	105	19252	105	19380	106
18615	54	18693	108	18846	108	19143	105	19256	105	19382	106
18617	54	18694	108	18847	108	19144	105	19258	105	19384	106
18618	112	18700	112	18848	108	19145	105	19260	105	19386	106
18619	112	18702	112	18849	108	19152	105	19262	105	19390	106
18620	100	18706	112	18985	106	19153	105	19266	105	19392	106
18621	100	18708	112	18986	106	19154	105	19268	105	19394	106
18622	100	18712	112	18990	23	19155	105	19270	105	19396	106
18623	100	18714	112	18992	105	19162	105	19272	105	19400	106
18624	100	18716	112	18996	105	19163	105	19276	105	19402	106
18626	100	18740	112	18998	105	19164	105	19278	105	19403	106
18630	108	18742	112	19000	105	19165	105	19280	105	19405	107
18631	108	18744	112	19002	105	19172	105	19282	105	19406	107
18632	108	18746	112	19006	105	19173	105	19286	105	19407	107
18633	108	18760	112	19008	105	19176	105	19287	105	19408	107
18634	108	18762	112	19010	105	19177	105	19288	105	19410	11
18635	108	18764	112	19012	105	19178	105	19289	105	19420	107

Part No.	Page No.	Part No.	Page No.	Part No.	Page No.	Part No.	Page No.	Part No.	Page No.	Part No.	Page No.
19422	106	22064	47	22136	46	22210	12	22276	13	22381	37
19430	106	22070	47	22137	46	22211	12	22277	13	22382	37
19431	106	22072	47	22138	46	22212	12	22280	50	22383	37
19432	106	22079	47	22139	46	22213	12	22281	50	22384	37
19433	106	22080	47	22140	46	22214	12	22282	50	22387	37
19434	106	22082	47	22141	46	22215	12	22283	50	22388	37
19435	106	22084	47	22144	46	22216	12	22284	50	22389	37
19450	14	22086	47	22145	46	22217	12	22285	50	22390	42
19452	14	22090	47	22146	46	22218	12	22286	50	22391	42
19453	14	22093	47	22147	46	22219	12	22287	50	22392	42
19454	14	22097	41	22148	46	22220	12	22290	50	22393	37
19455	14	22098	41	22150	16	22222	12	22291	50	22394	37
19456	14	22099	42	22151	16	22223	12	22292	50	22395	37
19457	14	22100	42	22152	16	22224	12	22294	50	22396	37
19460	14	22101	42	22154	16	22226	12	22300	40	22400	12
19461	14	22102	42	22155	16	22228	12	22301	40	22401	12
19462	14	22103	42	22156	16	22230	12	22302	40	22402	12
19463	14	22104	41	22157	16	22233	12	22311	40	22405	12
19465	14	22105	42	22158	16	22236	12	22312	40	22406	12
19467	14	22106	42	22160	46	22237	12	22315	39	22407	12
22000	47	22107	42	22163	46	22238	12	22320	39	22410	12
22005	47	22108	43	22164	46	22240	12	22326	38	22411	12
22010	47	22109	42	22169	46	22242	12	22327	38	22412	12
22012	47	22110	44	22175	46	22243	13	22333	38	22415	12
22015	47	22111	42	22182	46	22244	12	22336	38	22416	12
22017	47	22112	43	22183	46	22245	12	22337	38	22417	12
22020	47	22113	41	22184	46	22246	12	22340	37	22420	12
22022	47	22114	43	22190	44	22248	12	22342	37	22421	12
22024	47	22115	43	22191	44	22250	16	22343	37	22422	12
22026	47	22116	43	22192	50	22251	16	22365	39	22425	12
22030	47	22117	46	22194	50	22253	16	22366	39	22426	12
22032	47	22118	43	22196	50	22254	16	22367	39	22427	12
22040	47	22119	43	22199	50	22255	16	22369	39	22430	12
22042	47	22120	46	22200	12	22256	16	22370	39	22431	12
22044	47	22124	46	22201	12	22257	16	22371	39	22432	12
22045	47	22127	46	22202	12	22260	13	22372	38	22440	12
22046	47	22128	46	22203	12	22262	13	22373	40	22441	12
22050	47	22129	46	22204	12	22265	13	22374	40	22442	12
22054	47	22130	46	22205	12	22267	13	22375	38	22460	12
22060	47	22132	46	22206	12	22268	13	22376	38	22461	12
22061	47	22133	46	22207	12	22270	13	22378	40	22462	12
22062	47	22134	46	22208	12	22272	13	22379	37	22464	12
22063	47	22135	46	22209	12	22273	13	22380	37	22465	12

Part No.	Page No.	Part No.	Page No.	Part No.	Page No.	Part No.	Page No.	Part No.	Page No.	Part No.	Page No.
22466	12	22621	41	23021	15	23100	13	23226	156	25901	8
22467	12	22628	41	23022	22	23105	15	23228	90	25902	8
22480	12	22630	41	23023	22	23106	15	23229	90	25903	8
22482	12	22640	41	23025	39	23107	15	23230	11	25904	8
22484	12	22642	41	23026	39	23110	17	23232	11	25905	8
22486	12	22645	43	23027	39	23112	17	23233	11	25906	8
22488	12	22650	41	23028	39	23113	17	23235	11	25907	8
22500	47	22670	43	23030	39	23115	211	23237	11	25910	8
22504	47	22972	22	23031	39	23116	17	23240	23	25911	8
22508	47	22973	22	23032	39	23117	17	23242	23	25912	8
22509	47	22974	22	23033	39	23120	17	23243	23	25913	8
22512	47	22975	22	23034	39	23122	21	23245	23	25914	8
22513	47	22976	22	23035	39	23124	15	23250	22	25915	8
22518	47	22977	22	23038	39	23125	23	23251	22	25916	8
22519	47	22978	22	23040	40	23126	23	23252	23	25917	8
22522	47	22979	22	23041	40	23127	23	23253	22	25920	8
22523	47	22980	22	23042	40	23128	23	23255	22	25921	8
22526	47	22981	22	23043	40	23130	15	23260	19	25922	8
22527	47	22982	22	23055	136	23131	15	23270	11	25923	8
22530	47	22983	22	23056	136	23132	15	23272	11	25924	8
22531	47	22985	22	23057	136	23134	15	23274	11	25925	8
22534	47	22986	22	23061	37	23135	15	23278	40	25926	8
22535	47	22988	22	23063	37	23138	15	23280	11	25927	8
22538	47	22989	22	23064	37	23170	21	23282	11	25940	8
22539	47	22990	22	23065	37	23171	21	23284	11	25941	8
22542	47	22991	22	23066	15	23180	21	23288	11	25942	8
22543	47	22993	22	23067	15	23181	21	23291	20	25943	8
22546	47	22997	22	23068	15	23182	21	23292	20	25944	8
22547	47	22999	22	23073	15	23183	21	23293	20	25945	8
22548	47	23000	22	23074	15	23184	21	23297	20	25946	8
22549	47	23001	22	23075	16	23185	21	23298	20	25947	8
22550	47	23002	22	23076	16	23188	21	23300	20	25970	132
22551	47	23003	22	23080	16	23189	21	23302	20	25972	132
22554	47	23004	22	23081	16	23204	21	23304	20	25973	132
22555	47	23006	22	23082	16	23210	21	23304	20	25975	132
22558	47	23008	22	23088	17	23211	21	23306	20	25977	132
22559	47	23010	39	23090	16	23215	21	23309	23	25980	131
22600	41	23011	39	23092	16	23220	161	23310	23	25981	131
22601	41	23014	39	23093	16	23221	161	23312	23	25982	131
22604	41	23015	40	23095	16	23222	161	23314	23	25983	131
22608	41	23016	40	23096	16	23223	161	23316	23	25984	131
22610	41	23017	40	23098	16	23224	66	23318	23	25985	131
22620	41	23020	15	23099	16	23225	66	25900	8	25986	131

Part No.	Page No.	Part No.	Page No.	Part No.	Page No.	Part No.	Page No.	Part No.	Page No.	Part No.	Page No.
25987	131	26059	132	26125	88	26188	132	26831	244	30040	62
25990	131	26060	132	26126	88	26189	132	26835	244	30041	62
25991	131	26061	132	26127	88	26200	131	26836	244	30042	62
25992	131	26062	132	26132	88	26210	94	26840	244	30043	62
25993	131	26063	132	26133	88	26211	94	26845	244	30044	63
25994	131	26064	132	26134	88	26212	86	26900	244	30045	62
25995	131	26065	132	26135	88	26220	9	26902	244	30046	62
25996	131	26066	132	26137	93	26221	9	26904	244	30047	62
25997	131	26067	132	26139	93	26222	9	26906	244	30048	62
26000	9	26068	132	26140	93	26224	9	26908	244	30050	63
26002	9	26069	132	26143	93	26225	9	26910	244	30051	63
26004	9	26072	10	26144	244	26227	10	26912	244	30052	63
26006	9	26073	10	26145	93	26228	10	26950	245	30053	63
26009	10	26074	10	26147	93	26230	9	26952	245	30054	63
26010	9	26075	10	26150	130	26232	10	27500	85	30056	63
26020	9	26076	10	26151	130	26234	98	27502	85	30057	63
26021	9	26080	9	26152	125	26310	131	27503	85	30058	63
26022	9	26081	9	26153	125	26311	131	27504	85	30059	63
26023	9	26084	8	26154	124	26313	131	27505	85	30060	66
26028	9	26085	8	26156	124	26314	131	30001	66	30061	66
26029	9	26086	8	26157	124	26315	131	30002	66	30062	66
26030	9	26087	8	26158	124	26316	131	30003	66	30063	66
26032	10	26088	8	26159	124	26320	94	30005	64	30064	66
26033	10	26089	8	26164	124	26322	94	30006	64	30070	67
26035	10	26090	8	26165	124	26324	94	30007	64	30072	67
26036	10	26091	8	26166	124	26326	94	30010	62	30074	67
26038	10	26092	8	26167	124	26420	69	30011	62	30076	67
26040	10	26093	8	26168	124	26442	69	30012	62	30077	67
26041	10	26094	8	26169	124	26700	243	30014	62	30078	67
26042	10	26095	8	26170	93	26702	243	30016	62	30079	67
26043	10	26096	8	26171	93	26704	243	30020	62	30085	65
26044	10	26097	8	26172	93	26706	243	30021	62	30091	67
26045	9	26098	8	26176	94	26708	243	30022	62	30092	67
26046	9	26099	8	26177	94	26709	243	30024	62	30093	67
26047	9	26100	10	26179	132	26800	244	30026	62	30094	67
26048	9	26101	10	26180	132	26801	244	30028	63	30095	67
26050	9	26104	11	26181	132	26805	244	30030	63	30096	67
26051	9	26112	244	26182	132	26806	244	30033	62	30097	67
26054	9	26114	244	26183	132	26810	244	30035	62	30099	67
26055	9	26115	220	26184	132	26815	244	30036	62	30100	67
26056	9	26120	88	26185	132	26820	244	30037	62	30101	67
26057	9	26121	244	26186	132	26825	244	30038	62	30102	67
26058	9	26124	88	26187	132	26830	244	30039	62	30103	67



Part No.	Page No.	Part No.	Page No.	Part No.	Page No.	Part No.	Page No.	Part No.	Page No.	Part No.	Page No.
30104	67	30163	65	30300	64	31085	69	34238	80	36109	90
30105	67	30165	23	30301	64	31090	69	34240	96	36110	149
30106	66	30166	23	30302	64	31092	69	34241	96	36111	149
30107	66	30170	70	30304	64	31093	69	34242	96	36112	72
30108	66	30171	70	30306	64	31094	69	34243	96	36113	149
30109	66	30172	70	30308	64	31095	69	34244	96	36115	72
30110	66	30173	70	30310	64	31100	68	34245	96	36116	72
30111	66	30174	70	30320	63	31105	68	34246	96	36120	172
30112	66	30178	72	30321	63	31106	68	34247	96	36121	172
30114	66	30179	72	30322	63	31120	70	34250	96	36122	172
30115	66	30180	67	30324	63	31130	70	34251	96	36123	172
30116	66	30182	67	30326	63	31135	70	34252	96	36124	149
30120	64	30184	67	30370	70	31136	70	34253	96	36125	172
30121	62	30186	67	30371	70	31137	70	34254	96	36126	172
30122	62	30188	67	30372	70	31138	70	34255	96	36130	172
30123	62	30190	67	30373	70	31139	70	34256	96	36132	172
30124	65	30192	67	30375	70	31140	70	34257	96	36134	149
30125	65	30200	71	31020	69	31150	70	34262	96	36136	172
30126	65	30202	71	31022	69	31151	70	34264	96	36137	172
30128	62	30204	71	31024	69	31152	70	34266	96	36140	90
30129	65	30206	71	31026	69	31153	70	34272	87	36141	90
30130	65	30208	71	31028	69	31154	70	34273	87	36145	127
30131	62	30210	71	31030	68	31159	70	34274	87	36147	243
30132	65	30212	71	31031	69	34145	96	34275	87	36150	72
30133	65	30214	71	31032	69	34150	96	34280	73	36151	72
30134	65	30220	71	31033	69	34152	96	34282	73	36154	72
30135	63	30222	71	31034	69	34153	96	34284	73	36155	72
30136	65	30224	127	31035	69	34180	96	34285	73	36160	93
30137	63	30226	71	31036	69	34181	96	34286	73	36161	93
30138	65	30228	71	31037	69	34182	96	34290	73	36164	93
30139	65	30240	71	31038	69	34183	96	34292	73	36165	93
30142	90	30241	70	31040	68	34200	96	34294	73	36166	93
30143	90	30242	70	31050	68	34210	95	34295	73	36167	93
30144	90	30250	71	31064	68	34212	95	34296	73	36168	93
30145	90	30251	71	31066	68	34213	95	36092	89	36169	93
30146	90	30252	71	31070	68	34214	95	36093	89	36170	93
30152	63	30253	71	31071	68	34215	95	36101	158	36171	93
30153	63	30254	71	31072	68	34217	95	36102	158	36172	93
30155	64	30255	71	31073	68	34220	96	36103	90	36173	93
30156	64	30256	71	31080	69	34230	96	36105	90	36174	93
30158	65	30257	71	31082	69	34231	96	36106	127	36175	93
30159	65	30258	71	31083	69	34232	96	36107	127	36176	93
30160	65	30260	71	31084	69	34233	96	36108	90	36177	93

Part No.	Page No.	Part No.	Page No.	Part No.	Page No.	Part No.	Page No.	Part No.	Page No.	Part No.	Page No.
36180	93	38130	98	40213	136	40306	95	41052	28	42061	32
36181	93	38131	99	40215	136	40307	95	41053	28	42062	32
36182	93	38132	99	40216	129	40320	128	41054	28	42070	31
36183	93	38133	99	40217	129	40325	130	41055	28	42071	31
36202	10	38134	99	40218	129	40326	130	41060	29	42072	31
36203	10	38135	99	40219	129	40327	130	41061	29	42074	31
36204	10	38136	99	40220	129	40330	128	41062	29	42078	31
36205	10	38138	99	40222	129	40340	124	41064	29	42079	26
36208	10	38139	99	40223	129	40341	124	42000	25	42080	26
38060	99	38145	98	40224	129	40342	124	42001	25	42081	26
38061	99	38150	98	40225	129	40343	124	42004	25	42082	26
38064	99	38152	98	40226	129	40350	72	42005	25	42083	26
38065	99	38200	100	40227	129	40351	72	42011	24	42084	26
38070	245	38250	100	40228	129	40353	72	42014	25	42085	24
38072	53	38251	100	40229	129	40354	72	42016	25	42086	24
38075	245	40090	128	40230	129	40356	72	42019	27	42087	24
38076	245	40100	136	40232	129	40357	72	42020	27	42088	24
38080	100	40102	136	40235	129	41005	29	42021	27	42089	24
38082	100	40104	136	40236	129	41006	29	42022	27	42090	24
38084	100	40107	221	40237	129	41007	29	42023	27	42091	24
38085	99	40108	221	40238	129	41008	29	42024	27	42095	24
38090	100	40112	149	40239	129	41009	29	42025	27	42099	141
38098	99	40114	135	40240	129	41012	29	42026	25	42100	26
38100	99	40116	135	40242	129	41013	29	42027	27	42101	26
38101	99	40117	135	40243	129	41014	29	42029	27	42102	26
38102	99	40118	135	40244	129	41015	29	42030	27	42103	26
38108	99	40119	135	40245	129	41019	29	42032	27	42104	26
38109	99	40133	136	40246	129	41022	29	42033	27	42105	26
38110	99	40134	136	40250	129	41026	29	42039	27	42108	26
38112	99	40136	136	40251	129	41027	29	42040	27	42109	26
38113	99	40137	136	40254	95	41028	29	42041	27	42110	25
38114	100	40160	124	40255	95	41031	162	42042	27	42111	25
38115	100	40161	124	40260	128	41032	162	42043	27	42112	28
38116	100	40162	124	40261	128	41033	162	42045	29	42113	28
38118	98	40168	124	40262	128	41040	30	42046	29	42114	28
38119	98	40170	124	40266	128	41042	30	42050	26	42115	28
38120	98	40180	124	40290	128	41044	30	42052	32	42116	28
38121	99	40185	124	40300	95	41045	30	42053	32	42117	28
38122	99	40186	124	40301	95	41046	30	42054	32	42118	25
38124	98	40200	136	40302	95	41048	30	42056	32	42119	25
38125	99	40201	136	40303	95	41049	30	42057	32	42120	25
38126	99	40202	136	40304	95	41050	28	42058	32	42128	25
38128	98	40203	136	40305	95	41051	28	42060	32	42129	25



Part No.	Page No.	Part No.	Page No.	Part No.	Page No.	Part No.	Page No.	Part No.	Page No.	Part No.	Page No.
42130	178	44067	170	44140	247	44220	237	46401	118	48070	33
42133	26	44076	232	44148	25	44222	234	46402	118	48072	33
42134	26	44077	232	44149	25	44223	234	46404	118	48074	33
42135	178	44080	253	44150	247	44224	234	46420	120	48076	33
42136	178	44096	248	44151	247	44225	246	46440	120	48078	33
42137	26	44097	248	44152	247	44226	246	48000	161	48200	125
42140	28	44098	248	44153	247	44228	246	48002	161	48201	125
42141	28	44100	248	44154	247	44229	246	48004	161	48204	125
42142	28	44101	248	44155	247	44230	246	48006	125	48205	125
42143	28	44102	248	44165	224	44231	246	48010	31	48210	126
42144	28	44103	248	44168	169	44232	246	48011	31	48211	126
42150	28	44104	248	44169	169	44233	246	48012	30	48212	126
42151	28	44106	248	44175	247	44234	246	48013	30	48214	126
42152	28	44107	248	44176	247	44235	246	48014	30	48215	126
42154	28	44108	248	44178	247	44236	246	48017	31	48217	126
42155	28	44109	248	44179	246	44237	246	48018	32	48240	171
42160	28	44110	248	44180	237	44238	246	48019	32	48242	171
42180	25	44111	140	44181	237	44239	246	48020	32	48245	171
42181	25	44112	248	44182	237	44240	246	48021	32	48246	171
42185	26	44113	248	44183	237	44242	246	48022	32	48247	171
42186	26	44114	248	44184	249	44243	246	48023	32	48250	171
42187	26	44115	248	44185	237	44245	246	48025	30	48251	171
42188	26	44116	248	44186	237	44246	246	48026	32	48252	171
44028	170	44117	140	44187	237	44247	246	48027	32	48253	171
44030	232	44119	248	44188	237	44249	246	48028	32	48260	126
44032	232	44121	249	44189	237	44250	246	48030	32	48261	126
44034	232	44122	249	44190	247	44251	246	48032	32	48262	126
44036	170	44123	249	44191	247	44253	246	48033	32	48270	125
44037	170	44124	249	44192	247	44265	169	48034	32	48271	125
44045	251	44125	249	44193	247	44266	169	48035	32	48272	125
44046	232	44126	249	44194	247	46100	121	48036	32	48273	125
44047	232	44127	249	44195	247	46101	121	48040	33	48275	125
44048	232	44128	249	44196	237	46110	121	48048	33	48276	125
44053	252	44129	249	44210	249	46300	118	48050	33	48277	125
44056	232	44130	138	44211	249	46301	118	48052	33	48278	125
44057	232	44131	138	44212	249	46302	118	48054	33	48279	125
44058	232	44132	138	44213	249	46304	118	48056	33	48300	33
44060	170	44134	252	44214	249	46310	120	48058	33	48301	33
44061	170	44135	252	44215	249	46312	120	48060	33	48302	33
44062	170	44136	252	44216	249	46332	120	48062	33	48303	33
44063	170	44137	252	44217	249	46340	120	48064	33	48304	33
44065	253	44138	252	44218	249	46341	120	48066	33	48305	33
44066	170	44139	252	44219	249	46400	118	48068	33	48306	33

Part No.	Page No.	Part No.	Page No.	Part No.	Page No.	Part No.	Page No.	Part No.	Page No.	Part No.	Page No.
48307	33	48376	119	48444	119	50095	35	50183	34	50763	93
48308	33	48378	119	48465	118	50096	35	50184	32	50764	93
48310	33	48379	119	48500	171	50097	35	50185	34	50765	93
48311	33	48380	119	48501	171	50098	35	50199	34	50766	93
48312	33	48381	119	48502	171	50099	35	50200	34	50770	93
48313	33	48382	119	48503	171	50100	35	50203	72	50771	93
48314	33	48383	119	48505	171	50101	35	50204	72	50772	93
48315	33	48384	119	48506	171	50102	35	50209	36	50773	93
48316	33	48385	119	48507	171	50103	35	50212	36	50774	93
48317	33	48386	159	48508	171	50104	35	50213	36	50775	93
48318	33	48387	119	50000	34	50105	35	50215	36	50776	93
48320	121	48388	119	50001	34	50108	35	50250	26	50780	93
48322	121	48389	119	50010	34	50109	35	50251	26	50781	93
48326	33	48390	119	50011	34	50110	33	50300	36	50782	93
48327	121	48398	119	50018	34	50111	33	50310	36	50783	93
48328	121	48399	119	50019	34	50113	33	50320	36	50784	93
48330	33	48400	119	50020	34	50114	33	50321	36	50785	93
48332	33	48401	119	50021	34	50115	33	50322	117	50800	124
48349	119	48402	119	50029	34	50116	33	50323	117	50801	220
48350	119	48403	119	50030	34	50117	33	50324	117	50802	220
48351	119	48404	119	50032	34	50118	33	50330	36	50803	220
48352	119	48405	119	50035	34	50119	33	50331	36	50804	220
48353	119	48407	119	50036	34	50120	34	50332	117	50805	220
48354	119	48408	119	50037	34	50121	34	50333	117	50806	220
48355	119	48409	119	50040	32	50125	34	50334	117	50807	220
48356	119	48410	119	50060	34	50127	34	50732	149	50808	220
48358	119	48413	119	50061	34	50129	34	50733	149	50810	124
48359	119	48414	119	50062	34	50130	34	50734	149	50811	124
48360	119	48415	119	50063	34	50131	34	50735	149	50812	124
48361	119	48416	119	50066	34	50132	34	50740	93	50813	124
48362	119	48417	119	50067	34	50133	34	50741	93	50814	124
48363	119	48418	159	50068	34	50135	34	50742	93	50815	124
48364	119	48419	119	50070	34	50136	34	50743	93	50816	124
48365	119	48420	119	50072	34	50137	34	50744	93	50817	124
48366	119	48422	119	50076	34	50138	34	50745	93	50818	124
48368	119	48423	119	50077	34	50139	34	50750	93	50820	124
48369	119	48424	119	50080	34	50140	121	50751	93	50821	220
48370	119	48425	119	50082	34	50141	121	50752	93	50822	220
48371	119	48426	119	50090	35	50142	121	50753	93	50823	220
48372	119	48427	119	50091	35	50143	121	50754	93	50824	220
48373	119	48430	119	50092	35	50150	35	50760	93	50825	220
48374	119	48434	119	50093	35	50180	34	50761	93	50826	220
48375	119	48440	119	50094	35	50182	34	50762	93	50827	220



Part No.	Page No.	Part No.	Page No.	Part No.	Page No.	Part No.	Page No.	Part No.	Page No.	Part No.	Page No.
50830	124	52148	174	54108	242	54185	132	54236	133	55005	164
50831	124	52170	174	54110	242	54186	132	54237	133	55006	164
50832	124	52171	174	54112	242	54193	133	54238	132	55007	164
50833	124	52172	174	54113	242	54194	133	54239	132	55010	164
50834	124	52175	44	54114	242	54195	133	54240	132	55011	164
50835	124	52176	44	54115	62	54196	133	54241	132	55012	164
50836	124	52177	44	54116	62	54197	133	54244	133	55013	164
50837	124	52178	44	54117	62	54198	133	54245	133	55014	164
50855	34	52179	44	54118	242	54199	133	54248	133	55015	164
50890	125	52300	173	54119	242	54200	132	54249	133	55016	164
50892	125	52301	173	54120	242	54201	132	54256	133	55017	164
50894	125	52302	173	54121	242	54202	132	54257	133	55020	165
50896	125	52303	173	54122	242	54203	132	54258	133	55022	165
50900	125	52304	173	54124	242	54204	133	54259	133	55024	165
50901	125	52305	173	54125	242	54205	133	54260	133	55025	165
50902	125	52306	173	54126	242	54206	133	54261	133	55026	165
50904	125	52307	173	54127	242	54207	133	54264	133	55027	165
50905	125	52310	173	54128	242	54210	132	54265	133	55028	165
50906	125	52312	173	54130	155	54211	132	54268	133	55030	163
50907	125	52314	173	54135	157	54212	133	54269	133	55031	163
50910	125	52316	173	54142	134	54213	133	54272	133	55032	163
50950	125	52320	151	54145	134	54214	132	54273	133	55033	163
50951	125	52322	151	54147	134	54215	132	54276	133	55034	164
52100	172	52345	177	54149	134	54216	133	54277	133	55035	164
52102	172	52350	177	54150	134	54217	133	54278	133	55036	164
52112	164	52351	177	54152	134	54218	132	54279	133	55037	164
52113	164	52352	177	54154	133	54219	132	54280	133	55038	166
52114	164	54050	28	54158	134	54220	133	54282	133	55039	166
52115	164	54060	28	54159	134	54221	133	54284	133	55040	166
52116	164	54070	13	54163	134	54222	132	54286	133	55042	166
52120	44	54071	13	54164	134	54223	132	54288	133	55044	166
52122	44	54072	13	54166	134	54224	132	54290	133	55046	166
52124	44	54090	135	54167	134	54225	132	54292	133	55050	166
52126	44	54091	135	54168	134	54226	132	54294	133	55051	166
52128	174	54092	135	54170	134	54227	132	54302	11	55052	166
52130	174	54094	135	54171	134	54228	133	54304	11	55054	166
52132	174	54095	135	54172	134	54229	133	54306	11	55055	166
52133	44	54098	135	54173	134	54230	132	54308	11	55056	166
52140	174	54099	135	54174	134	54231	132	55000	164	55058	163
52142	174	54100	135	54175	134	54232	133	55001	164	55059	163
52144	174	54101	135	54180	135	54233	133	55002	164	55060	163
52145	174	54106	135	54181	135	54234	132	55003	164	55062	163
52146	174	54107	135	54182	135	54235	132	55004	164	55070	162

Part No.	Page No.	Part No.	Page No.	Part No.	Page No.	Part No.	Page No.	Part No.	Page No.	Part No.	Page No.
55071	162	55132	161	55990	178	56074	186	56127	209	56206	176
55072	162	55133	161	55991	178	56075	186	56130	209	56208	176
55073	162	55134	161	55992	178	56077	186	56131	209	56210	180
55076	167	55135	161	55993	178	56078	186	56132	209	56212	176
55077	167	55140	165	56010	179	56079	186	56133	209	56214	176
55078	167	55150	165	56011	179	56080	186	56134	209	56216	176
55079	167	55160	165	56012	179	56085	186	56136	209	56217	176
55080	167	55170	163	56014	179	56086	186	56138	209	56218	176
55081	167	55171	163	56015	179	56087	186	56141	194	56220	176
55082	167	55220	148	56018	179	56088	186	56142	194	56221	183
55084	167	55224	148	56019	179	56089	186	56143	194	56222	183
55085	167	55226	148	56027	180	56090	52	56144	194	56223	183
55086	167	55230	150	56028	180	56091	52	56145	194	56224	183
55087	167	55232	163	56029	180	56092	52	56146	194	56225	180
55090	167	55900	176	56030	180	56093	52	56147	194	56226	183
55091	167	55901	176	56031	180	56094	52	56148	194	56227	183
55092	167	55902	176	56034	180	56095	52	56152	195	56228	183
55093	167	55903	176	56035	180	56097	186	56153	194	56229	183
55094	167	55904	176	56038	180	56098	52	56154	194	56230	183
55095	167	55910	176	56042	180	56099	52	56155	194	56232	183
55096	167	55911	176	56044	180	56100	187	56156	194	56233	183
55097	167	55912	176	56046	180	56102	187	56158	199	56234	183
55098	167	55920	176	56047	180	56103	187	56161	198	56235	183
55099	167	55921	176	56048	180	56104	187	56162	198	56236	183
55100	160	55922	176	56049	180	56105	187	56165	198	56238	183
55101	160	55930	176	56050	180	56106	52	56169	198	56240	183
55102	160	55931	176	56051	180	56107	52	56171	198	56242	183
55103	160	55932	163	56052	207	56108	52	56180	185	56244	183
55105	160	55933	163	56053	207	56109	52	56181	185	56245	208
55106	160	55970	178	56054	207	56110	52	56182	185	56247	208
55107	160	55970	178	56060	209	56111	52	56185	185	56248	208
55108	160	55971	178	56061	209	56112	52	56186	185	56250	179
55109	160	55972	178	56062	209	56113	186	56187	185	56251	179
55110	160	55973	178	56063	209	56114	186	56188	185	56252	179
55111	160	55974	178	56064	209	56115	186	56190	185	56253	179
55112	136	55976	178	56065	209	56116	52	56192	182	56256	180
55115	160	55977	178	56066	52	56118	52	56193	182	56260	179
55116	160	55978	178	56067	52	56119	52	56194	182	56261	179
55125	160	55979	178	56068	52	56120	186	56196	185	56262	179
55126	160	55980	178	56070	187	56121	186	56197	185	56264	179
55128	161	55981	178	56071	187	56124	53	56198	182	56265	179
55130	161	55982	178	56072	187	56125	186	56199	182	56266	179
55131	161	55983	178	56073	52	56126	53	56204	176	56267	179



Part No.	Page No.	Part No.	Page No.	Part No.	Page No.	Part No.	Page No.	Part No.	Page No.	Part No.	Page No.
56270	180	56336	175	56393	198	56526	201	56723	201	57068	200
56271	180	56337	175	56394	198	56527	201	56724	201	57070	200
56272	180	56338	175	56395	198	56528	201	56725	201	57072	200
56273	180	56340	175	56405	201	56529	201	56726	201	57074	200
56274	180	56341	175	56406	201	56530	201	56727	201	57076	200
56275	180	56344	175	56407	201	56572	201	56728	201	57078	200
56276	180	56345	175	56408	201	56607	201	56729	201	57080	200
56278	177	56346	175	56409	201	56608	201	56730	201	57082	200
56280	176	56347	175	56410	201	56609	201	56732	201	57084	200
56284	176	56352	175	56411	201	56610	201	56734	201	57086	200
56286	176	56354	175	56412	201	56611	201	56736	201	57088	176
56288	177	56355	175	56413	201	56612	201	56738	201	57090	200
56290	182	56356	175	56414	201	56613	201	56740	201	57092	200
56292	182	56357	175	56415	201	56614	201	56742	201	57094	200
56294	182	56358	175	56416	201	56615	201	56744	201	57096	200
56295	182	56361	188	56417	201	56616	201	56772	201	57098	200
56296	182	56363	199	56418	201	56617	201	56806	166	57099	200
56297	182	56364	199	56419	201	56618	201	56807	166	57152	200
56298	182	56366	199	56420	201	56619	201	57008	200	57153	200
56303	178	56367	199	56421	201	56620	201	57010	176	57154	200
56304	178	56368	199	56422	201	56621	201	57012	176	57155	200
56305	178	56369	198	56472	201	56622	201	57013	176	57156	200
56307	178	56370	198	56505	201	56672	201	57014	176	57157	200
56308	178	56372	198	56506	201	56703	201	57015	176	57158	200
56309	178	56373	198	56507	201	56704	201	57016	176	57159	200
56310	175	56374	198	56508	201	56705	201	57017	176	57160	176
56311	175	56375	198	56509	201	56706	201	57018	176	57161	176
56312	175	56376	198	56510	201	56707	201	57019	176	57162	176
56313	175	56378	198	56511	201	56708	201	57020	176	57164	176
56314	175	56379	198	56512	201	56709	201	57021	176	57166	176
56318	178	56380	187	56513	201	56710	201	57022	176	57167	176
56319	178	56381	187	56514	201	56711	201	57024	176	57168	176
56320	184	56382	187	56515	201	56712	201	57026	176	57169	176
56321	184	56383	187	56516	201	56713	201	57028	176	57170	176
56322	184	56384	187	56517	201	56714	201	57040	176	57171	176
56323	184	56385	187	56518	201	56715	201	57052	200	57172	176
56324	184	56386	187	56519	201	56716	201	57054	200	57173	176
56325	184	56387	187	56520	201	56717	201	57056	200	57174	176
56326	184	56388	187	56521	201	56718	201	57058	200	57175	176
56330	175	56389	187	56522	201	56719	201	57060	200	57176	176
56331	175	56390	198	56523	201	56720	201	57062	200	57178	176
56334	175	56391	198	56524	201	56721	201	57064	200	57180	176
56335	175	56392	198	56525	201	56722	201	57066	200	57182	176

Part No.	Page No.	Part No.	Page No.	Part No.	Page No.	Part No.	Page No.	Part No.	Page No.	Part No.	Page No.
57184	176	57366	200	57934	181	58018	113	60015	17	60062	57
57254	200	57368	200	57936	181	58020	113	60016	17	60063	57
57256	200	57370	200	57940	181	58022	113	60017	17	60064	50
57258	200	57372	200	57941	181	58034	113	60018	49	60065	56
57260	200	57374	200	57942	181	58035	113	60019	49	60066	56
57262	200	57800	184	57943	181	58036	113	60020	49	60067	18
57264	200	57801	184	57944	181	58038	113	60021	49	60068	49
57266	200	57802	184	57945	181	58040	113	60022	49	60070	44
57268	200	57803	184	57946	181	58042	113	60023	50	60072	49
57270	200	57804	184	57947	181	58058	113	60024	17	60073	51
57272	200	57805	184	57948	181	58059	113	60025	52	60074	228
57274	200	57810	184	57949	181	58060	113	60026	55	60075	53
57276	200	57811	184	57950	181	58062	113	60027	17	60076	49
57278	200	57812	184	57951	181	58068	113	60028	44	60077	52
57280	200	57813	184	57952	181	58069	113	60029	35	60078	52
57282	200	57820	55	57953	181	58070	113	60030	35	60079	54
57284	200	57822	55	57954	181	58072	113	60031	44	60080	52
57286	200	57824	55	57956	181	58079	113	60032	44	60081	52
57288	200	57826	55	57962	181	58080	113	60033	44	60082	52
57290	200	57830	181	57964	181	58082	113	60034	53	60083	52
57292	200	57831	181	57966	181	58084	113	60035	53	60084	52
57294	200	57832	181	57968	181	58085	113	60036	209	60085	43
57302	176	57833	181	57970	181	58086	113	60037	209	60086	17
57304	176	57902	181	57972	181	58088	113	60038	209	60087	17
57306	176	57903	181	57974	181	58089	113	60039	96	60089	54
57308	176	57904	181	57976	181	58098	113	60040	96	60090	49
57310	176	57905	181	57990	181	58099	113	60041	17	60091	49
57312	176	57906	181	57992	181	58112	113	60042	54	60092	35
57314	176	57907	181	57994	181	60000	49	60043	54	60093	35
57316	176	57908	181	57995	181	60001	49	60044	54	60094	187
57334	175	57909	181	57996	181	60002	49	60045	54	60095	187
57335	175	57910	181	58001	181	60003	49	60046	54	60096	192
57336	175	57911	181	58002	180	60004	49	60048	54	60097	192
57337	175	57912	181	58004	113	60005	18	60050	55	60098	192
57338	175	57913	181	58005	113	60006	18	60051	55	60099	192
57350	200	57914	181	58006	113	60007	49	60052	55	60100	51
57352	200	57916	181	58008	113	60008	49	60053	55	60101	51
57354	200	57922	181	58010	113	60009	49	60054	55	60103	51
57356	200	57924	181	58012	113	60010	49	60055	209	60104	51
57358	200	57926	181	58013	113	60011	49	60056	209	60106	51
57360	200	57928	181	58014	113	60012	49	60058	55	60107	51
57362	200	57930	181	58015	113	60013	49	60060	57	60108	113
57364	200	57932	181	58016	113	60014	17	60061	57	60109	113

Part No.	Page No.	Part No.	Page No.	Part No.	Page No.	Part No.	Page No.	Part No.	Page No.	Part No.	Page No.
60110	206	60176	197	60245	195	60406	204	64185	190	64283	112
60111	206	60177	197	60246	195	60500	56	64186	190	64284	112
60112	51	60180	196	60247	195	60510	209	64195	190	64300	205
60113	51	60181	196	60248	195	60511	209	64196	190	64302	205
60114	51	60182	195	60249	195	60512	209	64197	190	64304	205
60115	51	60183	195	60270	195	60513	209	64198	191	64312	205
60120	206	60185	53	60272	195	60514	209	64200	191	64314	205
60121	206	60186	54	60273	195	60515	209	64201	191	64315	204
60122	206	60187	55	60274	195	64100	192	64202	165	64320	189
60126	206	60188	54	60275	196	64130	190	64203	165	64324	189
60128	206	60189	55	60280	196	64131	190	64204	191	64325	189
60134	206	60190	53	60282	196	64132	190	64205	191	64326	189
60135	206	60192	55	60285	196	64136	190	64206	191	64327	189
60136	206	60193	55	60286	196	64141	189	64207	191	64328	189
60138	206	60194	55	60287	196	64143	190	64208	191	64329	189
60140	206	60195	55	60288	196	64145	190	64209	191	64330	189
60141	206	60196	55	60289	196	64146	190	64210	191	64331	189
60143	205	60197	55	60300	51	64147	190	64212	190	64332	189
60144	205	60198	54	60301	51	64149	190	64214	191	64333	189
60145	205	60200	181	60302	51	64151	190	64216	188	64334	189
60146	205	60201	181	60304	51	64154	190	64218	188	64335	189
60147	205	60203	181	60306	51	64157	190	64220	192	64336	189
60148	197	60204	181	60308	51	64158	190	64222	192	64337	189
60149	198	60205	181	60310	51	64160	190	64230	190	64338	189
60150	197	60206	181	60312	51	64161	190	64232	190	64339	189
60152	197	60207	181	60314	51	64162	190	64234	190	64340	189
60154	197	60208	181	60318	51	64163	190	64255	191	64341	189
60156	197	60209	181	60320	51	64164	190	64260	191	64344	189
60157	56	60210	181	60322	51	64165	190	64263	191	64345	189
60158	197	60218	204	60324	51	64167	190	64264	191	64346	189
60159	198	60220	51	60326	51	64169	190	64265	191	64348	189
60160	56	60221	51	60328	51	64170	190	64267	191	64349	189
60161	197	60222	51	60330	51	64171	190	64269	191	64350	189
60162	54	60224	51	60335	51	64172	190	64270	191	64352	189
60163	194	60225	51	60336	51	64173	190	64271	191	64353	189
60165	54	60230	50	60350	81	64174	190	64272	191	64354	189
60166	56	60236	195	60352	81	64175	190	64273	191	64356	189
60167	54	60237	195	60353	81	64177	190	64274	188	64357	189
60168	54	60238	195	60360	50	64178	190	64275	188	64358	189
60170	192	60239	195	60361	50	64180	190	64276	188	64360	188
60171	196	60240	195	60400	204	64182	190	64277	188	64364	188
60173	197	60243	195	60402	204	64183	190	64280	112	64365	188
60175	197	60244	195	60404	204	64184	190	64282	112	64366	188

Part No.	Page No.	Part No.	Page No.	Part No.	Page No.	Part No.	Page No.	Part No.	Page No.	Part No.	Page No.
64367	188	64502	165	66345	141	67361	141	68218	142	68325	204
64368	188	65560	189	66346	141	67500	140	68220	142	68326	35
64369	188	65562	189	66350	141	67501	140	68222	142	68327	205
64370	188	65564	189	66351	141	67502	140	68224	142	68328	205
64371	188	66100	141	66355	141	67503	140	68226	142	68330	53
64372	188	66104	141	66356	141	67704	139	68228	142	68332	139
64373	188	66115	141	66360	141	68060	146	68230	142	68333	205
64374	188	66120	146	66361	141	68062	146	68231	142	68336	205
64375	188	66121	146	66365	141	68063	146	68232	142	68337	205
64376	188	66122	146	66366	141	68064	146	68234	142	68338	205
64377	188	66123	146	66370	141	68066	146	68235	142	68339	205
64378	188	66265	141	66371	141	68067	146	68240	142	68340	185
64379	188	66266	141	66375	141	68070	146	68244	142	68341	185
64380	188	66270	141	66376	141	68072	146	68246	142	68342	185
64381	188	66271	141	66380	141	68074	146	68248	142	68344	209
64384	188	66275	141	66381	141	68111	146	68252	142	68346	143
64385	188	66276	141	66385	141	68114	146	68256	142	68347	143
64386	188	66280	141	66386	141	68115	146	68258	142	68370	139
64400	189	66281	141	66390	141	68120	146	68260	142	68372	147
64402	189	66285	141	66391	141	68121	146	68264	142	68380	147
64404	189	66286	141	66395	141	68122	146	68266	142	68382	147
64410	189	66290	141	66396	141	68123	146	68268	142	68384	147
64412	189	66291	141	66400	141	68160	146	68270	142	68396	147
64414	189	66295	141	66401	141	68161	146	68272	142	68509	144
64416	189	66296	141	67266	141	68162	146	68274	142	68510	144
64418	189	66300	141	67271	141	68163	146	68276	142	68511	144
64420	189	66301	141	67276	141	68164	146	68278	142	68512	144
64422	189	66305	141	67281	141	68165	146	68280	142	68513	144
64424	189	66306	141	67286	141	68166	146	68300	142	68515	144
64440	189	66310	141	67291	141	68167	146	68302	142	68518	144
64442	189	66311	141	67296	141	68168	146	68304	142	68519	144
64444	189	66315	141	67301	141	68196	190	68308	140	68521	144
64450	189	66316	141	67306	141	68200	142	68309	140	68531	144
64451	189	66320	141	67311	141	68201	142	68310	204	68532	144
64452	189	66321	141	67316	141	68202	142	68313	204	68533	144
64454	189	66325	141	67321	141	68203	142	68314	204	68534	144
64456	189	66326	141	67326	141	68204	142	68315	204	68537	144
64458	189	66330	141	67331	141	68206	142	68316	204	68538	144
64460	189	66331	141	67336	141	68208	142	68317	204	68539	144
64462	189	66335	141	67341	141	68210	142	68318	204	68540	144
64464	189	66336	141	67346	141	68212	142	68320	143	68541	144
64500	165	66340	141	67351	141	68213	142	68322	143	68542	144
64501	165	66341	141	67356	141	68216	142	68324	205	68543	144



Part No.	Page No.	Part No.	Page No.	Part No.	Page No.	Part No.	Page No.	Part No.	Page No.	Part No.	Page No.
68610	144	69019	148	70012	145	72068	143	72202	137	72319	26
68611	144	69020	148	70014	145	72069	143	72210	137	72320	138
68613	144	69022	148	70016	145	72074	143	72212	137	72322	138
68615	144	69023	148	70018	145	72075	143	72215	137	72323	138
68616	144	69024	148	70020	145	72078	196	72216	137	72324	138
68618	144	69025	147	70022	145	72099	141	72217	137	72325	138
68619	144	69030	147	70024	145	72100	141	72225	137	72330	204
68621	144	69031	147	70026	145	72101	141	72230	137	72332	204
68622	144	69032	147	70028	145	72102	141	72231	137	72334	204
68631	144	69034	147	70030	145	72103	141	72245	137	72336	166
68633	144	69035	147	70032	145	72104	141	72246	137	72338	166
68634	144	69036	147	70034	145	72105	141	72247	137	73033	75
68637	144	69037	147	70036	145	72108	141	72255	137	76000	75
68639	144	69040	148	70038	145	72110	138	72256	137	76001	75
68700	139	69042	148	70040	145	72114	138	72260	137	76002	75
68702	139	69043	148	70042	145	72115	138	72270	24	76003	75
68703	139	69044	148	70044	145	72120	138	72274	24	76004	75
68704	139	69045	148	70100	145	72121	138	72275	24	76005	75
68706	139	69046	148	70110	145	72122	138	72277	24	76006	75
68708	139	69047	148	70112	145	72123	138	72278	24	76007	75
68709	139	69048	148	70113	145	72124	138	72280	24	76008	75
68710	139	69100	243	70114	145	72125	138	72281	24	76010	75
68756	140	69102	243	70115	145	72126	24	72282	24	76011	75
68757	140	69104	243	70116	145	72128	24	72283	24	76012	75
68758	140	69107	243	70117	145	72140	145	72284	24	76013	75
68759	140	69108	243	70118	145	72142	141	72290	137	76014	75
68820	139	69110	243	70120	145	72143	147	72291	137	76015	75
68822	139	69111	243	70122	145	72144	147	72292	137	76016	75
68824	139	69112	243	70124	145	72145	147	72293	137	76017	75
68830	139	69113	243	70126	145	72146	147	72294	137	76018	75
68834	139	69116	243	70128	145	72147	147	72300	137	76020	75
69000	53	69117	243	72040	146	72148	147	72301	137	76021	75
69002	53	69118	243	72042	26	72150	148	72302	137	76022	75
69004	53	69120	243	72044	146	72152	148	72303	137	76023	75
69006	53	69121	243	72045	146	72155	147	72305	24	76024	75
69010	155	69124	243	72046	146	72156	147	72306	24	76025	75
69011	90	69126	243	72050	143	72160	24	72308	24	76026	75
69013	90	69127	243	72052	143	72161	24	72310	137	76027	75
69014	147	69128	243	72054	143	72164	24	72311	137	76028	75
69015	147	69129	243	72060	143	72165	24	72315	140	76030	75
69016	147	69130	243	72064	143	72173	138	72316	140	76031	75
69017	147	69440	169	72065	143	72174	138	72317	140	76032	75
69018	147	70010	145	72066	143	72200	137	72318	26	76033	75

Part No.	Page No.	Part No.	Page No.	Part No.	Page No.	Part No.	Page No.	Part No.	Page No.	Part No.	Page No.
76034	75	76082	75	76153	79	76275	74	76416	89	76567	73
76035	75	76083	75	76154	79	76276	74	76420	65	76568	73
76036	75	76084	75	76160	76	76277	74	76422	89	76570	73
76037	75	76085	75	76180	77	76280	74	76424	89	76571	73
76038	75	76086	75	76186	77	76281	74	76428	130	76572	73
76040	75	76087	75	76188	77	76282	74	76430	81	76575	73
76041	75	76088	75	76197	130	76283	74	76432	81	76576	73
76042	75	76090	77	76198	130	76284	74	76434	81	76577	73
76043	75	76091	77	76201	80	76288	74	76436	81	76600	73
76044	75	76099	78	76202	80	76289	74	76500	73	76602	73
76045	75	76100	50	76203	80	76290	74	76501	73	76604	73
76046	75	76101	50	76205	219	76291	74	76502	73	76610	73
76047	75	76102	50	76206	80	76292	74	76503	73	76612	73
76048	75	76103	50	76208	80	76293	74	76504	73	76614	73
76050	75	76105	50	76209	80	76294	74	76505	73	76616	73
76051	75	76107	78	76212	77	76295	74	76506	73	76618	73
76052	75	76110	78	76215	76	76296	74	76510	73	78100	61
76053	75	76111	78	76216	74	76297	74	76511	73	78101	59
76054	75	76112	78	76220	75	76298	74	76512	73	78103	59
76055	75	76113	78	76221	74	76299	74	76513	73	78105	59
76056	75	76114	78	76224	75	76300	81	76514	73	78107	59
76057	75	76115	78	76231	74	76301	81	76515	73	78108	36
76058	75	76116	78	76232	74	76302	81	76516	73	78110	59
76060	75	76117	78	76233	74	76310	81	76540	73	78111	59
76061	75	76118	78	76234	74	76311	81	76541	73	78115	36
76062	75	76119	78	76235	74	76312	81	76542	73	78116	36
76063	75	76120	79	76250	30	76320	81	76543	73	78117	36
76064	75	76122	79	76251	30	76321	81	76544	73	78118	36
76065	75	76128	78	76252	30	76322	81	76545	73	78120	61
76066	75	76129	78	76253	30	76323	81	76546	73	78122	61
76067	75	76131	78	76255	30	76324	81	76550	73	78123	61
76068	75	76132	78	76260	74	76325	81	76551	73	78124	61
76070	75	76135	78	76262	74	76330	86	76552	73	78125	61
76071	75	76137	79	76264	74	76332	86	76553	73	78126	61
76072	75	76138	79	76265	74	76400	154	76554	73	78127	61
76073	75	76139	81	76266	74	76401	154	76555	73	78128	61
76074	75	76140	81	76267	74	76404	154	76556	73	78129	61
76075	75	76141	81	76268	74	76405	154	76560	73	78130	61
76076	75	76142	79	76269	74	76406	154	76561	73	78131	61
76077	75	76146	77	76270	74	76407	154	76562	73	78132	61
76078	75	76147	50	76272	74	76408	154	76563	73	78133	61
76080	75	76150	79	76273	74	76409	154	76565	73	78134	61
76081	75	76152	79	76274	74	76415	89	76566	73	78135	61



Part No.	Page No.	Part No.	Page No.	Part No.	Page No.	Part No.	Page No.	Part No.	Page No.	Part No.	Page No.
78136	61	80129	79	80500	81	81242	84	86124	68	87282	91
78137	61	80134	82	80501	81	81244	84	86125	69	90000	92
78138	61	80135	82	80505	81	81246	84	86127	69	90001	92
78139	61	80136	82	80515	80	81248	84	86128	69	90002	92
78200	58	80138	83	80516	80	81250	84	86129	69	90003	92
78201	58	80140	83	80520	80	81252	84	86130	69	90004	92
78202	58	80141	83	80521	80	81254	84	86132	69	90005	92
78203	58	80142	83	80522	80	81255	85	86134	69	90007	92
78205	58	80146	83	80523	80	81300	85	86136	69	90008	91
78211	58	80150	83	80524	80	81308	85	86138	69	90009	91
78213	58	80154	79	80525	80	81309	85	87000	95	90010	91
78220	61	80155	79	80526	80	81310	85	87002	95	90012	91
78222	10	80156	79	80527	80	81311	85	87010	94	90014	91
78230	23	80157	79	80530	80	81315	85	87020	95	90015	91
78232	23	80158	79	80532	80	81316	85	87024	95	90016	91
78234	23	80159	79	81200	85	81317	85	87026	95	90017	91
78236	58	80160	83	81202	85	81318	85	87028	95	90018	91
78240	59	80162	83	81204	85	81320	86	87030	92	90019	91
78241	59	80164	83	81205	85	81322	86	87032	92	90020	92
78242	59	80165	83	81206	85	81324	86	87034	92	90021	92
78246	59	80167	83	81207	85	81326	86	87040	88	90022	92
80090	82	80168	83	81208	85	81330	86	87200	97	90023	92
80091	82	80170	31	81210	85	81332	82	87202	97	90024	92
80092	82	80172	31	81211	85	81340	87	87204	97	90025	92
80093	82	80175	83	81212	85	81341	87	87206	97	90026	92
80095	82	80176	83	81213	85	81345	87	87210	94	90027	92
80096	82	80177	83	81214	74	81350	87	87212	97	90028	91
80097	82	80180	83	81215	74	81360	87	87214	94	90029	91
80098	82	80181	83	81216	84	81361	87	87216	94	90030	92
80099	82	80200	128	81218	84	81365	87	87220	97	90031	92
80110	82	80202	128	81220	84	81366	87	87230	68	90034	92
80112	82	80204	128	81221	84	81370	87	87231	97	90035	92
80113	82	80206	128	81222	84	81371	87	87232	97	90036	92
80114	82	80208	128	81224	84	81380	87	87236	97	90037	92
80115	82	80210	128	81225	84	81381	87	87238	97	90040	89
80119	82	80214	128	81226	84	81400	86	87240	97	90041	89
80120	82	80216	128	81227	84	81401	86	87250	97	90042	89
80122	82	80218	128	81228	84	81402	86	87260	97	90043	89
80123	82	80220	128	81229	84	81403	86	87262	97	90044	89
80125	82	80222	128	81230	84	86120	68	87264	97	90045	89
80126	82	80224	128	81232	84	86121	69	87266	97	90046	89
80127	82	80226	128	81234	86	86122	68	87268	97	90048	89
80128	82	80250	72	81240	84	86123	69	87280	91	90050	92

Part No.	Page No.	Part No.	Page No.	Part No.	Page No.	Part No.	Page No.	Part No.	Page No.	Part No.	Page No.
90052	92	96411	145	99016	242	99102	214	99275	230	99849	153
90053	92	96414	145	99017	17	99104	170	99276	230	99850	153
90054	92	96415	215	99021	153	99105	235	99277	230	99851	153
90055	92	96416	215	99022	153	99106	235	99282	55	99852	153
90060	92	96420	219	99023	153	99107	235	99283	55	99853	153
90065	90	96421	219	99026	67	99108	170	99284	55	99862	153
90070	89	96424	220	99027	67	99109	236	99287	171	99901	254
90071	89	96426	220	99028	136	99112	196	99288	171	99902	254
90072	89	96440	215	99029	136	99113	196	99290	191	99904	254
90073	89	96470	92	99030	72	99114	196	99295	191	99906	254
90075	89	96475	88	99031	90	99115	196	99296	191	99907	254
90076	89	96478	218	99040	197	99116	31	99300	235	99912	254
90078	182	96480	218	99043	90	99117	31	99301	235	99913	255
90080	92	96481	218	99044	232	99121	22	99302	235	99914	255
90081	92	96482	218	99045	79	99122	22	99303	235	99916	254
90085	92	96483	218	99050	194	99123	22	99304	235	99917	254
90086	92	96484	218	99052	52	99124	22	99305	235	99920	254
90087	92	96485	218	99055	209	99125	22	99306	235	99921	254
90088	92	96490	219	99056	82	99126	22	99307	235	99922	254
90089	92	96505	87	99057	82	99127	235	99312	72	99924	254
90090	91	96506	87	99058	82	99140	213	99314	113	99926	254
90230	94	96510	87	99059	82	99141	213	99315	113	99927	254
90235	94	96515	87	99062	82	99142	213	99320	55	99940	224
90240	95	96516	87	99063	82	99143	213	99321	55	99941	224
90241	95	96520	220	99064	82	99145	82	99330	204	99942	224
90242	95	96525	218	99065	82	99146	83	99331	204	99951	254
90244	95	96530	97	99066	83	99147	82	99332	204	99953	254
90250	94	96532	97	99068	83	99150	252	99334	204	99957	254
92000	88	98100	152	99069	83	99151	252	99338	246	99958	254
92001	88	98110	152	99071	150	99158	213	99340	231	99959	254
92003	88	98111	152	99084	175	99159	213	99341	231	99960	255
92004	88	98112	152	99085	175	99160	150	99342	231	99962	59
92040	88	98113	152	99086	175	99161	150	99347	90	99965	255
92041	88	98115	152	99087	175	99162	150	99349	136		
92043	88	98116	152	99088	175	99163	150	99388	133		
92044	88	98117	152	99092	180	99165	247	99392	235		
92045	88	98118	152	99093	180	99172	138	99393	235		
92046	88	98120	152	99094	180	99173	17	99394	235		
96400	94	98121	152	99096	180	99174	17	99400	208		
96401	94	98125	164	99097	180	99178	198	99401	208		
96402	94	99013	17	99098	179	99179	198	99402	208		
96403	94	99014	211	99100	51	99273	230	99415	68		
96410	145	99015	242	99101	51	99274	230	99420	169		



A

Absorbent Mats/Pads226

Access Panels23

Accessory Clamps37

Air

 Hose230-231

 Jacks230

 Pans10-11

 Regulators230

 Rivet Guns212

 Tanks231

Air Cleaner(s)8

 Adapters9

 Covers9

 Nuts/Studs9

Air Filter Element(s)9

 Cleaner10

 Cleaning Station10

Alternators81

Aluminum

 Angle and Flat Stock16

 Sheet Metal12

 Strapping16-17

 Tubing16

Apron224

Axle(s)140-141

 Bearing137-140

 C-Clips146

 Front (Sprint)163

 Housing Ends140

 Housing Seal141

 Nut Wrench (Sprint)170

 Plug141

 Puller, T-Handle141

 Retainers140

 Spline Tool141

 Straps228

 Tubes142

 Tube Seals141

 Tube Tool142

B

Backing Plate Bolts140

Back-Up Washers103

Balance Plate244

Ballast57

 Brackets57

Ball Joint(s)179-180

 Adapter Bushing180

 Holders182

 Sleeves179-180

 Spreader Tool179, 213

 Taper Reamer213

 Wrench238

Banjo Bolts/Fittings117

Barrel Pump135

Battery

 Boxes50, 78

 Cable Kits78

 Cable Terminals78-79

 Cable Thru-Stud79

 Charging Posts81

 Charging Post Bracket81

 Disconnect Switch79

 Disconnect Switch Boots79

 Disconnect Switch Panel79

 Hold Down (Optima)78

 Quick Disconnects81

Battery Continued

 Quick Disconnect Brackets81

 Terminals78-79

 Terminal Covers79

Bead Breakers237

Bead Lock247

Bell Cranks, Throttle134

Bellhousing Dowel Pins245

Belt(s)

 Gilmer69

 Seat152

 Torque Tube157

 V-Groove69

Bench Yoke240

Bert Transmission

 Clevis Kit242

 Clutch Discs245

 Support Brackets245

 Tool245

Birdcages

 Sprint166

 Steel204

Birdcage Bearings204

Birdcage Bushings204

Blanket(s)

 Moving/Utility229

 Torque Ball (Safety)157

 Transmission (Safety)244

Bleeder Bottles216

Bleeder Screws117

Blower Fan

 Helmet153

 Radiator66

Body

 Bolts108

 Braces16-17

 Radius Tool13

 Reinforcing Plates106

 Strapping16-17

 Support Panels15

Bolt(s)

 Backing Plate140

 Bead Lock167, 247

 Body108

 Caliper26

 Center Caps113

 Counter-Sunk108

 Cylinder Head95

 Hex110

 Intake Manifold94

 Jack185-186

 Load Bolt186

 Nose37

 Rotor25

 Socket Head111

 Sway Bar187

Boot, Shifter243

Bottle Brackets56

Bracket(s)

 Accessory57

 Ballast57

 Caliper25-26

 Charging Posts81

 Control Arm182

 Fire Extinguisher155

 Fuel Cell Mounting136

 Fuel Filter129

 Nitrogen Bottle231

Bracket(s) Continued

 Overflow Tank72

 Panhard Bar194-197

 Power Steering Pump171

 Power Steering Tank172

 Quick Turn Fasteners106

 Seat Mounts44

 Shock50-51

 Spoiler22-23

 Steering Column44

 Steering Quickener44

 Tie Down53

 Trailing Arm206-208

 Transmission Mount245

 Universal57

Braided Hose Cutter215

Braided Steel Lines118-121

Brake

 Bias Adjusters31

 Bias Gauges31

 Bleeder Bottles216

 Boosters29

 Calipers26

 Caliper Bolts26

 Caliper Brackets25-26

 Caliper Retainer Kit162

 Caliper Spacers27

 Combination Valve30

 Combination Valve Bracket30

 Ducts28

 Duct Blower28

 Duct Flange28

 Duct Hose28

 Fittings32-36

 Fluid36

 Hose Kits32, 35

 Kits, Disc27

 Light Switches30

 Lines33, 122

 Line Adapters/Fittings33, 35

 Line Deflectors26

 Line Display Rack122

 Line Flaring Tool123

 Line Kits32

 Line Lock Kit30

 Master Cylinder29

 Pedal Assemblies28

 Pedal Clevises29

 Pedal Mounts28

 Pressure Gauges31

 Pressure Safety Switch30

 Proportioning Valve30

 Quick Disconnects36

 Remote Reservoirs29

 Residual Valves30

 Rotors24-25

 Rotor Bolt Kit25

 Rotor Hats25

 Rotor Spacers25

 Shut-Off Valves31

Breathers, Clamp-On149

Breather Covers94

Breather Tanks90

Broom Holder227

Bulbs, LED82

Bulkhead Fittings120

Bumper(s).....	37-40	Coil-Over Shock		Drag Links.....	163
Covers.....	40	Bearing Kit.....	191	Drag Link Tether.....	163
Hook Up Kit.....	39	Eliminators.....	192	Drain Pans.....	241
Bump Rubbers/Stops.....	188-189	Kits.....	190	Drain Plug.....	88
Bump Steer Studs.....	177	Load Bolt Assembly.....	186	Drain Plug Kit.....	149
Bump Steer Spacers.....	177	Spring Adapter (5").....	190	Drill Bit(s)	
Bungs		Spring Adjuster, Hydraulic.....	192	Double Ended.....	211
Weld-In.....	93	Coil Spring		Flange Rivet.....	211
O2.....	96	Cups.....	186	Spring Steel.....	211
Burst Panel Components.....	131	Shims.....	186	Step.....	211
C		Spacers.....	186, 190	Wheel Stud.....	211
Cable Tie(s)		Compression Tester.....	220	Drill Bit Stop Collar.....	211
Mounting Bases.....	101	Control Arm(s).....	181, 184-185	Drill Fixture.....	214
Nylon.....	101	Brackets/Mounts.....	181-182	Drill Holders.....	227
Stainless Steel.....	101	Bushings.....	183	Drink Bottle Kit.....	154
Tool.....	101	Limit Clamps.....	185	Drive Flange Gaskets.....	143
Caliper(s)		Shims.....	181	Driver Air System.....	153
Bolts.....	26	Cord Reel Bracket.....	227	Driver Suits.....	153
Brake.....	26	Crankshaft		Driveshafts.....	148
Brackets.....	25-26	Balancing Plate.....	244	Driveshaft Loops.....	148
Dial/Digital.....	215	Hub.....	92	Drum Pump.....	222
Spacers.....	27	Keys.....	92	Dry Break Valves.....	136
Camshaft		Pulley Mandrel Kit.....	69	Dry Sump Oil Tanks.....	158
Bearing Installation Tool.....	218	Socket.....	220	Duct Blower.....	28
Button Spacers.....	92	Crankcase Evacuation System.....	96	Durometer.....	252
Locking Plate.....	92	Crayons, Tire.....	232	Dust Caps.....	138
Seal Plates.....	92	Cross Pins.....	146	E	
Caps, Plastic and Aluminum.....	220	Crush Washers.....	117	Earplugs.....	152
Car Covers.....	20	Cylinder Head		Electric Fans.....	67
Car Lift.....	230	Bolts.....	95	Electric Fuel Pump.....	128
Carburetor		Dowel Pins.....	95	Electrical Connectors.....	75
Bushings.....	134	D		Electrical Outlet(s).....	81
Fittings.....	130	Dash Panels.....	23	Mounting Brackets.....	81
Gaskets.....	131	Deburring tool.....	210	Electrical	
Hats.....	10, 131	Degreaser.....	58	Pliers.....	74-75
Line/Log Kits.....	130	Dial/Digital Calipers.....	215	Relay.....	77
Linkage Kits.....	134	Dial Indicator.....	215	Tape.....	75
Return Springs.....	132-134	Dial-In Board.....	20	Wire.....	73
Shear Plates.....	132	Dial-In Window Marker.....	58	Emery Cloth.....	214
Spacers.....	131-132	Diamond Plate, Aluminum.....	12	Engine	
Stand.....	221	Diaper Pins.....	115	Conversion Kits.....	100
Caster Plate.....	181	Digital Level.....	210	Covers.....	97
Caster Wheels.....	217	Dipsticks, Transmission.....	243	Cradles.....	97-98
Catalog Racks.....	256	Dirt Skirtz.....	23	Cradle Wheel Kits.....	98
Catch Can (Fuel).....	136	Disc Brake Kits.....	27	Diapers.....	90
C-Clips.....	146	Disconnect Switches, Battery.....	79	Lift Handles.....	97
Center Links.....	175	Display Shelves.....	227	Lift Plates.....	218
Charging Post(s).....	81	Distributor(s).....	84-85	Mid-Plates.....	99
Mounting Bracket.....	81	Gasket.....	97	Motor Plates.....	98-99
Chassis Dollies.....	230	Gears.....	85	Mounts.....	99-100
Chassis Set-Up Blocks.....	239	Hold Downs.....	85	Primer Tank.....	88
Chassis Tie Down Brackets.....	53	Dollies		Wash Plugs.....	10
Chrome Moly Tubing.....	47	Chassis.....	230	Evacuation System, Crankcase.....	96
Circuit Breakers.....	77	Engine.....	229	Exhaust	
Clamp-On Rings.....	205	Wheel.....	229	Block Off Plates.....	95
Cleaning Discs.....	214	Door Bars.....	43	Cut Outs (Electric).....	96
Cleaning Wipes.....	226	Door Bar Clamp.....	150	Gaskets.....	97
Cleco		Door Bar Padding.....	150	Hangers.....	96
Fasteners.....	104, 213	Door Bar Swing-Out Kit.....	43	Manifolds.....	96
Pliers.....	104, 213	Door Plate.....	43	Shields.....	96
Clevises.....	182	Double Adjusters.....	185	Wrap.....	96
Clutch		Double Flare Tool.....	123	F	
Alignment Tools.....	244	Dowel Pins, Bellhousing.....	245	Fabrication Pencil.....	211
Discs, Bert.....	245	Down Nozzle		Fan(s)	
Lines.....	121	Filters.....	159	Blower.....	66
Coil Mounts.....	86	Plugs.....	159	Electric.....	67
		D-Rings.....	228	Freewheeler.....	67
		D-Ring Backing Plate.....	228		



Fan(s) Continued		Heat Sleeve.....	73
Mechanical.....	67	Heat Wrap.....	80
Reinforcement Plate.....	67	Heaters	
Shrouds.....	66	Immersion.....	89
Spacers.....	67	Pads.....	89
Feeler Gauges.....	219	Heel Riser.....	135
Fender Braces.....	16	HEI Distributors.....	85
Fender Washers.....	109	HEI Mechanical Advance Kit.....	85
Files, Thread.....	214	HEI Wire Connectors.....	85
Fill Tanks.....	149	Heims (See Rod Ends)	
Filler Cap Kit.....	93, 136	Helmet	
Fin Comb.....	64	Blower System.....	153
Fire Extinguishers.....	155	Hooks.....	152
Mounting Brackets.....	155	Shelf.....	152
Firewall Cable Bushing.....	79	Vent Hose.....	153
Fitting(s)		Vent.....	153
Brake.....	34-36, 116-117	Hinges, Aluminum.....	23
Carburetor.....	125, 130	Holder(s)	
Fuel Injection.....	125, 130	Aerosol Can.....	227
Inverted Flare.....	34, 116	Business Card.....	256
NPT.....	34, 116	Nitrogen Bottle.....	231
Oil Inlet.....	89, 126	Paper Towel.....	226
Power Steering.....	126	Rod and Piston.....	218
Radiator.....	62	Hole Saws.....	210
Reducer, AN.....	126	Honeycomb.....	65
Flange Bearing.....	174	Hood Hinge Kits.....	19
Flaring Tool.....	123	Hood Pin	
Flexplates.....	244	Kits.....	18
Floor Jack.....	229	Mounts/Adapters.....	18
Floor Plates.....	41	Supports.....	18
Flywheel Locking Tool.....	244	Hood Prop.....	19
Fogging Oil.....	61	Hood Scoops.....	11
Ford 9"		Hose(s)	
Axles.....	140	Air.....	231
Axle Housing Seal.....	141	Assembly Tools.....	215
Axle Retainers.....	140	Brake Duct.....	28
Backing Plate T-Bolts.....	140	Clamps.....	71
Gasket.....	146	Cutter.....	215
Housings.....	139	Helmet Vent.....	153
Housing Ends.....	140	Fuel.....	124
Housing Studs.....	146	Radiator.....	71
Pinion Centering Jig.....	139	Reducer.....	71
Pinion Nuts.....	147	Restrictor.....	70
Pinion Supports.....	147	Vacuum.....	124
Pinion Yokes.....	147	Housing Stud Kit, Ford 9".....	146
Truss Support.....	139	Hub	
Frame Repair Plate.....	43	Covers.....	138
Freeze Plug Driver.....	218	Seals.....	138
Fuel		Hydraulic Ram.....	217
Can, Quick Fill.....	136		
Cell Cap and Bung.....	136	I	
Cell Guard.....	136	Idle Speed Adjuster.....	133
Cell Hose.....	136	Idler Arms.....	175
Cell Mounting Brackets.....	136	Ignition Box Mount.....	86
Cell Tank Covers.....	136	Ignition Coil.....	86
Cell Top Plate Hardware.....	167	Ignition Coil Mounts.....	86
Drum Pump.....	222	Ignition Panels.....	83
Dry Break Valves.....	136	Impact Crimper.....	78
Filters.....	129	Indicator Lights.....	83
Filter Brackets.....	129	In-line Duct Blower.....	28
Fragrances.....	61	Inner Mud Shield.....	247
Injection Fittings.....	130	Intake Manifold Bolt Kit.....	94
Line.....	129	Inverted Flare Fittings.....	116
Line Kits, Carb.....	130	Inverted Flare Nuts.....	122
Logs.....	130		
Lubricant.....	61	J	
Pressure Gauges.....	128	Jacks	
Pressure Regulator.....	128	Air.....	230
		Pit.....	229
Fuel Continued			
Pressure Reg. Brackets.....	133		
Primer Bottle.....	128		
Pumps.....	128		
Pump Block-off Plates.....	128		
Pump Gaskets.....	97		
Pump Mounting Plate.....	128		
Funnels.....	221		
Fuse Terminals.....	77		
Fuse Block.....	77		
G			
Gas Cans.....	136		
Gas Pedals.....	135		
Gasket(s)			
Carburetor.....	131		
Distributor.....	97		
Engine.....	97		
Ford 9".....	146		
Fuel Pump.....	97		
Header.....	97		
Oil Pan.....	97		
Quick Change Cover.....	143		
Thermostat Housing.....	97		
Valve Cover.....	97		
Gauge(s)			
Brake Pressure.....	31		
Feeler.....	219		
Lines.....	121		
Mechanical.....	82		
Panels.....	82		
Sprint Fuel Pressure.....	128		
Stagger.....	232		
Tire.....	232		
Toe.....	238		
Gear(s)			
Cover (Quick Change).....	143		
Distributor.....	85		
Ring and Pinion.....	145		
Totes.....	143		
Tote Trays.....	144		
Gear Drive.....	92		
Gilmer			
Belts.....	69		
Pulleys.....	69		
Gloves.....	224		
Grease			
Gun/Tips.....	215		
High-Pressure.....	59		
Remover/Cleaner.....	58		
Wheel Bearing.....	59		
Grommets.....	76		
Ground Clearance Indicator.....	187		
Ground Straps.....	86		
Ground Stud.....	79		
Guide Plates.....	94		
Gussets.....	50		
H			
Half Clamps.....	56		
Hat(s)			
Baseball.....	254		
Beanie.....	254		
Carb.....	131		
Rotor.....	25		
Header Tab Kit.....	96		
Header Gaskets.....	97		
Header Wrap.....	96		
Headlight Decal Kits.....	39		
Heat Shrink.....	76		

Jack Bolts.....	185-186	Morse Cable Clamps.....	134	Pedal Extensions.....	28-29
Jam Nuts.....	185	Motor Mount(s).....	98-100	Pedal Plate, Floor.....	28
Sleeves.....	185	Spacers.....	100	Peg Hooks.....	256
Jack Post Kit, Right Hand.....	42	Motor Plates.....	98-99	Petcock.....	72
Jack Post Quick Change.....	143	Moving Blanket.....	229	Pilot Bearings/Bushings.....	244
Jack Stands.....	229	MSD Box Mount.....	86	Driver.....	244
Jacobs Ladders.....	167	Mud Plugs.....	247	Pinion	
Pin Kits.....	167	Mud Scraper.....	224	Centering Jig.....	139
Jam Nuts.....	111	Mud-X.....	58	Nuts.....	147
J-Bars.....	194			Seals.....	147
Junction Block.....	77			Supports.....	147
K		N		Yokes.....	147
Knee Guard.....	163	Nitrogen Bottle Holder.....	231	Yoke Wrench.....	147
Knee Guard Mount.....	163	Nitrous Bottle Blankets.....	130	Pit	
Koul Tool.....	215	Nitrous Combination Wrench.....	222	Cart.....	230
L		Nitrous Pressure Control Kits.....	130	Jacks.....	229
Lanyards.....	19	Nitrous Switches (WOT).....	135	Mats.....	229
Layout Pencil.....	211	Nitrous Solenoid Brackets.....	133	Sockets.....	231
Layout Fluid.....	219	Non-Skid Tape.....	225	Pitman Arm(s).....	175
Leaf Spring		Nose Bolt Kits.....	109	Nut Kit.....	175
Pads.....	209	Nose Pieces.....	39	Plastic	
Shackles.....	209	Nose Supports.....	37	Rolled/Sheets.....	12
Slider Box.....	209	Nose Wing Posts.....	160	Caps and Plugs.....	220
U-Bolts.....	209	Nose Wing Wall Mount.....	161	Plastigage.....	218
LED Bulbs.....	82	Notchers, Tubing.....	210	Plexus Cleaner.....	58
Level Base.....	210	Novus Cleaner and Polish.....	58	Pliers	
Level, Digital.....	210	Nuts		Cleco.....	213
Lift Bar.....	204	Carburetor.....	94	Electrical.....	223
Lift Bar Retainer Clamp.....	204	Hex.....	111	Safety Wire.....	214
Lift, Car.....	230	Insert.....	107, 109	Polycarbonate Sheet(s).....	12
Lift Handles.....	217	Jam.....	111	Cleaner.....	58
Lift Plates, Engine.....	218	Lug.....	248	Port and Polish Kit.....	219
Lifter Valley Vents.....	90	Pinion.....	147	Power Brake Boosters.....	29
Light Bulbs.....	82	Spindle.....	138	Power Steering	
Limiter Chain Clamps.....	205	Weld-on.....	48	Box.....	175
Line Clamps.....	123	O		Cooler.....	172
Line Lock Kit.....	30	O2 Sensor Plug and Bung.....	96	Fittings.....	173
Linkage Kits, Carb.....	134	Oil		Hose Kits/Fittings.....	172
Load Bolts.....	185-186	Bottle Tray.....	227	Pump.....	171
Jam Nuts.....	185	Coolers.....	90	Pump Brackets.....	171
Sleeves.....	185	Cooler Scoop.....	90	Tanks.....	172
Loading Couplers.....	173	Filter.....	88	Tank Brackets.....	172
Log Book.....	216	Filter Adapter.....	88	Pressure Switches.....	77, 82
Lowering Blocks.....	209	Filter Cutter.....	88, 218	Primer Bottle.....	222
Ludwig Clamps.....	107	Heaters.....	89	Proportioning Valve.....	30
Lug Nuts.....	248	Inlet Fittings.....	89	Pull Bar(s).....	198-199
Lug Wrenches.....	231	Pan and Pick-Up.....	88	Brackets.....	197
M		Pan Gaskets.....	97	Covers.....	198
Magazine Holders.....	226	Primer Tank.....	88	Pulley(s)	
Magnets.....	220	Restrictors.....	89	Aluminum.....	68-69
Main Bearing Spacers.....	88	Tanks, Dry Sump.....	158	Gilmer.....	69
Main Cap Removal Tool.....	218	Temperature Tee.....	89	Shims.....	68
Mandrel Spacers.....	69	Oil Eater.....	58	Punch and Flare Tools.....	210
Markers, Paint.....	232	Overflow		Pushrod Guide Plates.....	94
Master Cylinder(s).....	29	Catch Can, Fuel.....	136	Q	
Reservoirs.....	29	Check Valves.....	136	Quick Change	
Mat, Absorbent.....	226	Fitting.....	72	Axles.....	141
Mat, Track.....	229	Nozzle.....	72	Axle Tubes.....	142
Merchandising Displays.....	255	Tanks.....	72	Axle Tube Support Brackets.....	143
Metal Snips.....	210	Tank Brackets.....	72	Axle Tube Tool.....	142
Micro Switch.....	135	P		Cover.....	143
Mid-Plates.....	99	Padding		Cover Gasket.....	143
Mini-Spools.....	146	Door Bar.....	150	Cover Nuts.....	143
Mirrors, Rear View.....	154	Roll Bar.....	150	Drain Pan.....	241
Mirror, Telescoping.....	220	Paint Markers.....	232	Gear Tote.....	241
Mono Ball Bearings.....	181	Panhard Bar(s).....	194	Oil Plug Socket.....	240
Moose Blocks.....	239	Adjusters.....	195	Oil Plug Wrench.....	241
		Brackets/Mounts.....	194-197	Side Bell O-Ring.....	143
		Spacers.....	194		
		Wrench.....	194		



Quick Disconnects, Battery 81
 Quick Disconnect Fittings 36
 Quick Fill Can 136
 Quick Release Pin(s) 113
 Lock Collar 113
 Throttle End 134
 Quick Turn
 Fasteners 105
 Insert Plates 107
 Mounting Brackets 106
 Reinforcing Plates 106
 Spring Adjuster 107
 Spring Fixture 107
 Transfer Punches 106
 Wrench 106

R
 Racers Tape 225
 Rack And Pinion Spacers 177
 Radiator(s) 62-64
 Air Scoop 66
 Caps 65
 Fan Shroud 66
 Fin Comb 64
 Fittings 62
 Honeycomb 65
 Hoses 71
 Hose Clamps 71
 Mounting Brackets 62-64
 Overflow Tanks 72
 Rock Screen 65
 Shaker Screen 65
 Wall Mount 63
 Radio Boxes 154
 Radius Rods 166, 201
 Radius Rod Studs 166
 Ratchet Binder/Straps 228
 Reamer/Taper 213
 Rear End
 Bearing and Shim Kits 144
 Fill Tanks 149
 Gear Sets 145
 Housings 139-140
 Station Brackets 240
 Truss Support 139
 Rear Main Seal Adapters 88
 Rear Tank Guard 40
 Reducer Bushings 203
 Reducer Fittings 126
 Reflective Tape 225
 Relays 77
 Remote Fill Tanks 149
 Remote Reservoir 29
 Remote Starter 219
 Residual Check Valves 30
 Return Springs 132-134
 Ride Height Blocks 239
 Ride Height Set-Up Stick 188
 Ring and Pinion
 Set 145
 Installation Kits 144
 Ring Gear Spacer 145
 Ring Terminals 75, 78
 Rivets 102-103
 Rivet Guns 104, 212
 Rocker Arm Studs 94
 Rock Screen 65
 Rod and Piston Holder 218
 Rod Ends 113, 202

Rod End Kit, Oversize 174
 Rod End Bushings/Spacers 112
 Rod End Centering Kit 239
 Rod Guide Tool 218
 Roll Bar/Cage Kit(s) 41-42
 Front Arch Support 43
 Front Support Kit 43
 Installation Kit 41
 Rear Support Kit 43
 Roll Bar Padding 150
 Roof(s) 21
 Cap 21
 Support 21
 Run Out Checker 215

S
 Safety Glasses 152
 Safety Wire 101, 214
 Drill Fixture 101, 214
 Twister Pliers 237
 Sander, Tire 237
 Sanding Discs 237
 Schrader Valves 252-253
 Scoop(s)
 Dragster 11
 Hood 11
 Mounts 11
 Oil Cooler 90
 Radiator 66
 Tray 11
 Screen, Stainless Wire 13
 Screws, Wheel Rim 251
 Scuff Plates 115
 Seal(s)
 Axle Tube 145
 Hub 138
 Pinion 147
 Tailshaft Housing 245
 Timing Cover 91
 Seat
 Mount Kits/Brackets 44
 Track Assembly 152
 Seat Belt(s) 152
 Anchor Plates/Mounts 44, 152
 Installation Kits 152
 Set Screws 111
 Set-Up
 Book 216
 Plates 238
 Sheets 216
 Stands 238
 Stick 238
 Tool 238
 Shackles, Leaf Spring 209
 Shaft Collars 174
 Shaker Screen 65
 Shear Plates 132
 Sheet Metal 12-13
 Shelves, Display 227
 Shifter(s) 242-243
 Arm 242
 Boot 243
 Cable 243
 Shim(s)
 Bump steer 177
 Control Arm 181
 Pulley 68, 171
 Shock 188-189
 Shipping Tape 225

Shock
 Boot 191
 Brackets 50-51
 Bump Rubbers 188-189
 Bump Spring Cups 189
 Canister Mounts 191
 Covers 191
 Drip Cups 191
 Extensions 192
 Eye Socket 191
 Inflation Tool 191
 Protector 191
 Quick Pins 193
 Racks 192
 Shims 188-189
 Spacers 192
 Travel Indicator 187
 Work Station 191
 Shop Towels 226
 Shrinker/Stretcher 211
 Side Bell O-Ring 143
 Sipers, Tire 236
 Sixth Coil Assembly 204
 Slider Box(es) 207
 Adjuster 207
 T-Nuts 207
 Smart Tool 210
 Snouts 142
 Soap/Cleaners 58
 Sockets
 Crank 220
 Lug/Pit 231
 Quick Change Plug 240
 Shock Eye 191
 Spindle Nut 240
 Solder Slugs 78
 Solenoid, Starter 80
 Jumper Wire 80
 Spacer(s)
 Bolt 203
 Caliper 27
 Crank Mandrel 69
 Engine/Motor Mount 100
 Fan 67
 Rack and Pinion 177
 Rod End 203
 Shock 90/10 Kit 198
 Tapered 203
 Thermostat Housings 70
 Tie Rod 177
 Upper Link Kit 197
 Wheel 249
 Spark Plug
 Boot Protectors 87
 Gap Tool 87
 Indexing Shims 87
 Indexing Tools 87
 Wire looms 87
 Wire Retainers 87
 Wire Sets 87
 Spindle(s) 178
 Checkers 213
 Ducts 28
 Nut Kits 138
 Nut Socket 240
 Reamers 213
 Savers 178

Spoiler(s).....	22	Switch Panels.....	83	Tin Snips.....	210
Brackets.....	22	T		Tire	
Hinges.....	23	Tabs, Chassis.....	49	Bead Breakers.....	237
Supports.....	22	Tachometer Bracket.....	154	Cleaner.....	58
Spools.....	146	Tachometer Mount (Tel Tac).....	82	Covers.....	247, 252
Spoons, Tire.....	237	Taillight Decal Kit.....	39	Crayons.....	232
Sprayers.....	224	Tailshaft Seal and Bushing.....	245	Durometer.....	252
Spring		Tank(s)		Gauge.....	232
Cups.....	186	Air.....	231	Gauge Holder.....	232
Ramp.....	184	Breather.....	90	Grinding Discs.....	237
Pre-loader.....	190	Dry Sump Oil.....	158	Groovers, Heated.....	235
Shims.....	188-189	Overflow, Radiator.....	72	Log Books.....	237
Spacers.....	190	Power Steering.....	172	Log Decals.....	232
Spring Steel.....	17	Remote Fill.....	149	Markers.....	232
Drill.....	17	Tank Heaters.....	89	Needler/Perforator Tool.....	234
Punches.....	17	Tap(s).....	214	Prep Stands.....	233-234
Shrink Sleeve.....	17	Tape.....	225-226	Relief Pre-Setter Gauge.....	253
Stack Stands.....	229	Display Rack.....	225	Sander.....	237
Stagger		Gun.....	225	Sipers.....	236
Gauge.....	232	Tape Measures.....	238	Soap.....	58
Tape.....	232	Taper Reamers.....	213	Softener.....	59
Starter(s).....	80	Tapered Spacers.....	203	Spoons.....	237
Solenoid.....	80	Tear-Off Machine.....	152	Tape Measure.....	232
Switches/Buttons.....	83	Tear-Off Posts.....	152	Wrap.....	247
Steel		Telescoping		Titanium Fastener Kits.....	167-168
Angle and Flat Stock.....	16	Magnet.....	220	Toe Gauge.....	238
End Caps.....	50	Mirror.....	220	Toe Plates.....	238
Plate.....	43	Temperature Gauge Adapters.....	72	Toggle Extensions.....	83
Sheet Metal.....	12-13	Temperature Switches.....	82	Toggle Switches.....	83
Tubing.....	46-47	Temperature Tees.....	89	Tool Tray.....	160, 221
Steering		Terminal Connectors.....	75	Top Wing Posts.....	160
Arms, Sprint Car.....	163	Test Leads.....	74	Top Wing Trees.....	161
Box.....	175	Test Light.....	223	Torque Ball Blanket.....	157
Box Mounts (Sprint).....	164	Tether, Drag Link.....	163	Torque Converters.....	244
Center Links.....	175	Thermostat Housing(s).....	70	Torque Tube Belt.....	157
Column Brackets.....	174	Gasket.....	97	Torsion Arms.....	164
Flange Bearing.....	174	Restrictors.....	70	Torsion Arm Stop.....	165
Loading Coupler.....	173	Spacer.....	70	Torsion Arm Stop Kit.....	165
Pitman Arms.....	175	Transmission Coolers.....	243	Torsion Bar Bushings.....	165
Quickener Bracket.....	174	Threaded Inserts.....	107, 109	Tote(s)	
Rack Boot Cover.....	177	Threaded Insert Tool.....	107	Gear.....	241
Rod End Kit, Oversize.....	174	Third Link(s).....	198-199	Tow Hooks.....	40
Rod End Mounting Tab.....	174	Brackets.....	197	Towel(s).....	226
Shaft.....	174	Thread Files.....	214	Holders.....	226
Shaft, Collapsible.....	174	Thread Sealant Tape.....	226	Track Bar Locator Brackets.....	193
Shaft Collar.....	174	Threaded Tube Ends.....	47	Track Mats.....	229
Tie Rod Ends.....	176	Throttle		Trailing Arm(s).....	208
U-Joints.....	174	Bell Crank.....	134	Brackets.....	206-208
Wheel Disconnects.....	173	Bushings.....	134	Bushings.....	208
Wheel Extensions.....	173	Cable.....	134	Transfer Punches.....	106
Wheel Pads.....	173	Linkage Kits.....	134	Transmission	
Step Drill Set.....	211	Pedals.....	135	Blanket.....	244
Storage Cases.....	75	Quick Release Ends.....	134	Breather Kit.....	243
Storage Tote.....	236	Return Springs.....	132-134	Dipsticks.....	243
Suit, Drivers.....	153	Return Spring Bracket.....	134	Mount.....	245
Surface Guard Tape.....	225	Tie Down Straps.....	228	Stand.....	244
Suspension Limiter.....	205	Tie Down Brackets.....	53	Yokes.....	245
Suspension Limiter Chain.....	205	Tie Rods.....	176	Trays	
Suspension Set-up Tool.....	238	Tie Rod Spacer.....	177	Can.....	227
Suspension Tubes.....	200-201	Tie Rod Stud.....	177	Gear Tote.....	241
Sway Bar		Tie Rod Tubes.....	176	Oil Bottle.....	227
Adjuster Kits.....	187	Tie Wraps		Tube Clamps.....	56
Arms.....	187	Nylon.....	101, 223	Tube Nuts.....	117
Bolts.....	187	Stainless Steel.....	101, 223	Tubing	
Mounts.....	187	Timing Chain Cover(s).....	91-92	Aluminum.....	124
Sweatshirts.....	254-255	Gaskets.....	97	Cutters.....	122
Swedge Tubes.....	200-201	Seals.....	147	End Caps.....	50
Swing Arms.....	207	Timing Pointers.....	92	Notchers.....	480

Tubing Continued
 Steel 46-47
 Threaded Ends 47

U
 U-Bolts
 Leaf Spring 209
 U-Joint 147
 U-Joint(s) 147, 245
 U-bolt Kits 147
 Umbrella 255
 Universal Brackets 57
 Upper Link(s) 198-199
 Brackets 197
 Spacer Kits 197
 Upper Lube 61

V
 Vacuum Line 124
 Valve
 Core 252
 Core Tool 252
 Lash Wrenches 94
 Seals 94
 Spring Compressor 219
 Stem Puller 232
 Stems 252
 Stem Caps 252
 Valve Cover(s) 93-94
 Breathers 94
 Gaskets 97
 Hold Down Fasteners 94
 V-Belts 69

W
 Warning Lights 82-83
 Wash Plug Sets 10
 Washers
 Back-Up 103
 Crush 117
 Fender 111
 Flat 111
 Locking 111
 Water Necks 70
 Water Neck Spacer 70
 Water Pressure Warning Kit 72

Water Pump(s) 68, 70
 Block Adapters 70
 Cam Stop Kit 68
 Gaskets 97
 Pulley Kits 69
 Spacer Kits 68
 Weather Pack Connector(s) 74
 Pliers 74
 Terminal Tool 74
 Weight Jack
 Bolts 185-186
 Jam Nuts 185
 Plate 185
 Sleeves 185
 Weld Bungs 93
 Weld-On Nuts 48
 Weld-On Snouts 142
 Wheel
 Adapter 249
 Bearings 137
 Bearing Grease 137
 Bearing Seal 138
 Bearing Spacer 138
 Covers/Fasteners 247
 Dollies 229
 Rim Screws 251
 Spacers 249
 Studs 248
 Stud Drill Bit 248
 Wrench (Sprint) 248
 Wheelie Bar Wheels 209
 Wheelie Bar Wrenches 209
 Wide Open Throttle Switch 135
 Window Marker 58
 Window Net(s) 151
 Installation Kits 150
 Windshield 23
 Cleaner 58
 Material 12
 Support 23
 Wing
 Adjuster, Manual 161
 Caps 161
 Cylinders 161

Wing Continued
 Cylinder Line Kit 161
 Posts 160-161
 Tree 161
 Wall Mount Brackets 161
 Wipes, Hand Cleaning 61
 Wire
 Connectors 74-75
 Cutters 73
 Heat Shrink 76
 Primary 73
 Loom 73
 Safety 101, 214
 Terminals 74-75
 Wire Tie(s)
 Mounting Bases 101
 Nylon 101
 Stainless Steel 101
 Tool 101
 Wrecker Hook-up Kit 39
 Wrench(es)
 Aluminum Adjustable 222
 AN Fitting 222
 Ball Joint 179
 Lug 231
 Nitrous Combination 222
 Panhard Bar 194
 Pinion Yoke 147
 Quick Change Oil Plug 241
 Quick Turn 106
 Valve Lash 94
 Wheelie Bar 209
 Yoke 245

Y
 Yokes 245
 Seals 245
 Wrench 245

Z
 Zip Tie(s)
 Mounting Bases 101
 Nylon 101
 Stainless Steel 101
 Tool 101



James Cornell

Photo: Scott Steward



RJ Johnson

Photo: Phil Jordison

INCH/METRIC CONVERSION TABLE

Inch			Inch			Inch		
Fraction	Decimal	MM	Fraction	Decimal	MM	Fraction	Decimal	MM
	0.00004	0.001	17/64	0.2656	6.746		0.6693	17.0
	0.00039	0.01		0.2756	7.0	43/64	0.6719	17.066
	0.0010	0.025	9/32	0.2812	7.1437	11/16	0.6875	17.4625
	0.0020	0.051	19/64	0.2969	7.5406	45/64	0.7031	17.859
	0.0030	0.0762	5/16	0.3125	7.9375		0.7086	18.0
	0.00394	0.1		0.3150	8.0	23/32	0.7187	18.256
	0.0050	0.1270	21/64	0.3281	8.334	47/64	0.7334	18.653
	0.00984	0.25	11/32	0.3437	8.731		0.7480	19.0
	0.0100	0.254		0.3543	9.0	3/4	0.7500	19.05
1/64	0.0156	0.396	23/64	0.3594	9.1281	49/64	0.7656	19.446
1/32	0.0312	0.793	3/8	0.3750	9.525	25/32	0.7815	19.843
	0.03937	1.0	25/64	0.3906	9.9219		0.7874	20.0
3/64	0.0469	1.191		0.3937	10.0	51/64	0.7969	20.240
	0.0591	1.5	13/32	0.4062	10.318	13/16	0.8125	20.6375
1/16	0.0625	1.5875	27/64	0.4219	10.716		0.8268	21.0
5/64	0.0781	1.984		0.4331	11.0	53/64	0.8281	21.034
	0.0787	2.0	7/16	0.4375	11.1125	27/32	0.8437	21.431
3/32	0.0937	2.381	29/64	0.4531	11.509	55/64	0.8594	21.828
	0.0984	2.5	15/32	0.4687	11.906		0.8661	22.0
	0.1000	2.54		0.4724	12.0	7/8	0.8750	22.225
7/64	0.1094	2.778	31/64	0.4844	12.303	57/64	0.8906	22.621
	0.1181	3.0	1/2	0.5000	12.7		0.9055	23.0
1/8	0.1250	3.175		0.5118	13.0	29/32	0.9062	23.018
	0.1387	3.5	33/64	0.5156	13.096	59/64	0.9219	23.416
9/64	0.1406	3.571	17/32	0.5312	13.493	15/16	0.9375	23.8125
5/32	0.1562	3.968	35/64	0.5469	13.891		0.9449	24.0
	0.1575	4.0		0.5512	14.0	61/64	0.9531	24.209
11/64	0.1719	4.366	9/16	0.5625	14.2875	31/32	0.9687	24.606
	0.1772	4.5	37/64	0.5781	14.684		0.9843	25.0
3/16	0.1875	4.7625		0.5906	15.0	63/64	0.9844	25.003
	0.1969	5.0	19/32	0.5937	15.081	1	1.0000	25.4
13/64	0.2031	5.159	39/64	0.6094	15.478		1.0630	27.0
7/32	0.2187	5.556	5/8	0.6250	15.875		1.1024	28.0
15/64	0.2334	5.953		0.6299	16.0		1.1811	30.0
	0.2362	6.0	41/64	0.6406	16.271	1 1/4	1.2500	31.75
1/4	0.2500	6.35	21/32	0.6562	16.668		1.2992	33.0

Inch/Metric Conversion Factors
Inches x 25.4 = Millimeters
Millimeters x .03937 = Inches
Sq. Inches x 6.4515 = Sq. Centimeters
Sq. Centimeters x .155 = Sq. Inches
Pounds x .4536 = Kilograms
Kilograms x 2.2046 = Pounds
Lbs. per in. ² x .0703 = kg per cm ²
kg per cm ² x 14.2231 = Lbs. per In. ²
Newtons x .2248 = Pounds(Force)
Temperature Conversion (Approximate)
Degrees C = (Degrees F -32)(.5556)
Degrees F = (Degrees C)(1.8)+32



Nick Visser

Photo: Mike Rousche

Returns

To make sure that the item(s) get quickly processed, please follow these simple steps.

1. Call and request an RGA (Returned Goods Authorization) number for the merchandise you wish to return. All merchandise to be returned must be accompanied by an RGA number and be in its original packaging. The product must be unused, unaltered and unchanged from its original state (unless it is a potential warranty issue). Any merchandise returned that does not meet this criteria may be subjected to an additional handling fee or refusal.
2. Pack the parts carefully to avoid any damage during shipping. Always use a sturdy shipping carton to ship the parts back. Print your RGA number on the outside of the shipping carton. Please do not write on, use tape, or affix shipping labels to the product package itself, because we must return it to stock and we can't sell a box that is defaced.
3. We need the invoice number or, better yet, a copy of the original invoice showing when the part was purchased. Please include this information with the merchandise you're returning. We're sorry, but we can not accept returns on custom-built items.

Printing Disclaimer...

Allstar Performance reserves the right to update, change or modify any product or policy deemed necessary without notice. Every effort has been made to avoid printing errors, in this catalog and previous versions. We disclaim any responsibility for application or specification errors.

Items That Require Additional Shipping Charges

Some items in this catalog are too large for UPS or FedEx ground shipment and therefore must be shipped via truck freight (pre-paid), some of these items may also include a shipping pallet surcharge. Throughout this catalog, the parts that require truck freight or a pallet for shipment will be marked with an appropriate icon.

Note: Some packages and/or shipments may be subject to the application of dimensional weight when calculating freight charges. Dimensional weight, when applied, may be significantly greater than the actual weight of a package and/or shipment and generally applies to products which are not very heavy, but large in volume (LxWxH).

