

2019 PRODUCT CATALOG



The industry's highest quality & most complete line of drivetrain parts.





Home of the Best Brands in Drivetrain.



Performance.

Yukon Gear & Axle® manufactures the highest quality drivetrain parts in the industry. Off-road, on the street, and at the track, Yukon provides the widest selection of drivetrain parts for all of your heavy-duty & performance application needs.



OE Replacement.

USA Standard Gear® sets the standard for quality drivetrain parts at affordable pricing. Designed for the general installer and the do-it-yourself consumer, USA Standard provides unmatched reliability in OE Replacement & Component Drivetrain Products.



Remanufactured.

Zumbrota Drivetrain® has completely rewritten the book on remanufactured drivetrain assemblies. Experience, pride, and expert craftsmanship go into every unit resulting in an industry-leading product line for hundreds of applications.



Parts Finder.

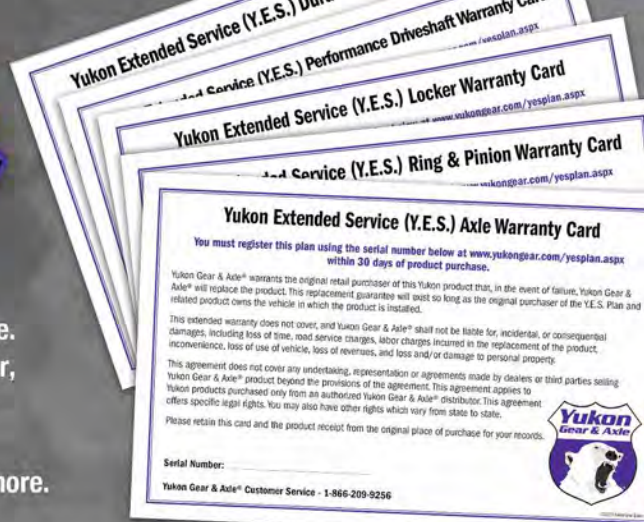
The industry's most powerful Differential Parts Finder. From '48 to today's hottest models, the Diff Wizard® is a must-have parts identification resource for thousands of differential product applications. In just a few clicks, the Diff Wizard allows you to find the right parts for your build the first time.

JUST SAY Y.E.S.

Say Y.E.S. to the Yukon Extended Service Plan.

Yukon Y.E.S. Plans are available through Yukon Distributors nationwide. The Y.E.S. Plan provides no-questions-asked coverage to the purchaser, for as long as they own the vehicle.

Y.E.S. Plans are available on top quality lockers, driveshafts, gears & more.



Yukon Extended Service (Y.E.S.) Axle Warranty Card

You must register this plan using the serial number below at www.yukongear.com/yesplan.aspx within 30 days of product purchase.

Yukon Gear & Axle® warrants the original retail purchaser of this Yukon product that, in the event of failure, Yukon Gear & Axle® will replace the product. This replacement guarantee will exist so long as the original purchaser of the Y.E.S. Plan and related product owns the vehicle in which the product is installed.


This extended warranty does not cover, and Yukon Gear & Axle® shall not be liable for, incidental, or consequential damages, including loss of time, road service charges, labor charges incurred in the replacement of the product, inconvenience, loss of use of vehicle, loss of revenues, and loss and/or damage to personal property.

This agreement does not cover any undertaking, representation or agreements made by dealers or third parties selling Yukon Gear & Axle® product beyond the provisions of the agreement. This agreement applies to Yukon products purchased only from an authorized Yukon Gear & Axle® distributor. This agreement offers specific legal rights. You may also have other rights which vary from state to state.

Please retain this card and the product receipt from the original place of purchase for your records.

Serial Number: _____

Yukon Gear & Axle® Customer Service - 1-866-209-9256



Y.E.S. Plan Products

Yukon Dura Grip®

- Assembled in the USA
- Aggressive positraction
- Smooth transfer of torque
- Rebuildable 4-spring design
- Internals machined from forged 4320



Yukon Zip Locker®

- Air-operated locking differential
- On-demand traction
- Assembled & tested in the USA
- Forged case & 8620 internals
- Backed by *The Best Warranty in the Business*



Yukon Grizzly Locker®

- Mechanical locking differential
- 8620 case & internals for maximum strength
- Patented design reduces common locker failures
- Assembled in the USA
- Backed by *The Best Warranty in the Business*



Yukon Performance Driveshafts

- Fits '07-'17 Jeep JK front & rear
- 2 door & 4 door applications
- 1310 & 1350 U/Joints
- OE & HD Designs
- Fits up to 4 1/2" lift



Yukon Axles

- 1541H & 4340 chromoly alloys
- Rear axles for SUV, light-duty truck & passenger car
- Early & late model applications
- Precise machining & advanced heat treating technologies



Yukon Ring & Pinion Sets

- 8620 steel for high strength
- Set up smooth & easy
- Ratios up to 7.17
- 500+ part numbers available



Table of Contents

Yukon Tech Talk

Yukon Understands Quality	2
Elements of A Gear Tooth	4
Axle Shafts	6
Axle Splines	8
How to Measure an Axle Shaft	9

Product Spotlight

Yukon Ring & Pinions	10
Yukon Axles	12
Yukon Front Axles & Kits	14
Yukon Dropouts	16
Yukon Spools	18
Yukon Spools & Traction	20
Yukon Performance	22
Yukon Yokes	24
Yukon Hardcore	26

Yukon Drivetrain Products

Chrysler / Jeep / AMC	28–37
Spicer	37–60
Ford	61–69
GM	69–85
Toyota	86–92
Imports	93–94
Gear & Kit Packages	95
Zip Locker Replacement Parts	95
Yukon Kits	96
Yukon Axles	98
Chrysler Axles	98–99
Ford Axles	100–103
GM Axles	104–106
Jeep Axles	106–108
Axle Kits	108–110
U/Joins	111
Driveshafts	111
Tools	112
Notes	113

USA Standard Differentials

Chrysler / Jeep / AMC	125–127
Spicer	127–132
Ford	132–134
GM	134–139

USA Standard Differentials (Cont.)

Toyota	139–141
Imports	141
USA Standard Axles	143
Blank Axles	143
Jeep Axles	143–144
Ford Axles	144–145
Chrysler Axles	146
GM Axles	146–147
OE Replacement Driveshafts	149–165
Gear Kit Packages	166
Notes	167

Transfer Case Components

BMW	169
Borg Warner	169–179
Chrysler	179
Spicer	179–180
Ford	180
Geo	180
GM	181
Hyundai	181
Magna 3010	181
Mercedes	181
Mitsubishi	181
Model 20, Model 21	181
Magna Powertrain	182–186
MSG5F	187
Nissan	187
New Venture(New Process)	187–202
Quadra-Trac	202
Range Rover	202
Suzuki	203
(T10/T150/T18/T150/ T56)	203
Toyota	203

Transmission Components

41TE/ 48RE	206
A151 / A230 / A250 / A435 / A525 / A535	206
A578 / A833	207
Acura	208
AR5	208
AX15 / AX18 / AX4 / AX50	208–209
C4/ C56 / C60	209–210
CH465	210
Chrysler / Dana	211
F5M33 / F5M42	211
Ford	212



Transmission Components

G238	212
G360 / G56	213
Geo	214
Getrag	214
GM	215
Honda	215
Hyundai / Isuzu	216
Jeep	216
Kia	216
KM130	216
KM145 / KM146 / KM150 / KM200 / KM201	217
L52	217
Land Rover	217
M20	217
M5R / M5R1/ M5R2	218-219
Mazda / Mercedes / Mini Cooper	219
Mitsubishi	220
Model 18 / Model 20 / Model 259	220
MT82	220-221
Muncie	221
MY6	222
Nissan	222-223
New Venture(New Process)	223-229
Peugeot	229
R150 / R151 / R351	229-230
RAD	230
Rockwell	230
Saginaw	230
Saturn	230
SM420 / SM465	231
SR4	231
Subaru	231
Suzuki	231
T10 / T14 / T15	232
T150 / T160 / T170	233-234
T176 T177 / T18 / T19 / T3650	234-235
T4 / T45 / T5 / T56	236-238
T5 / T56	236-238
T85	238
T850 / T86 / T87 / T89 / T90 / T96	239
T98 / T98	240
Toyota	240-241
TR3550 / TR3650 / TR6060	241
Volkswagen	242
W46 / W50 / W5MG1	242
Y80	242
ZF	242-245

Zumbrota Axle Assemblies

Chrysler	249-257
Ford	257-267
GM	268-277
Jeep	277-279
Mercedes	280
Nissan/ Dana M226	280
Rockwell 20145	280
Spicer S110	280
Spicer S135 & S150	280
Toyota	280


Zumbrota Manual Transmissions

Chrysler/Dodge	282-284
Ford	284-286
Geo	286
GM	287-289
Honda	289
Hyundai	289
Jeep	289-290
Mitsubishi	290
Nissan	290
Suzuki	290
Toyota	290
Volkswagen	290

Zumbrota Transfer Cases

BMW	292
Chrysler/Dodge	292-295
Ford	295-298
GM	298-303
Jeep	303-305
Land Rover	305
Mercedes	305
Mercedes	305
Nissan	305
Suzuki	305
Volkswagen	305

Yukon Understands Quality!



Yukon invests significant care and attention to detail in every product we offer. This added effort requires extra time. However, it provides our customers with a strong high-quality gear set or axle that is easy to set up and quiet to use.

Such consistent, outstanding product results require the highest standards and a proven approach. Top-quality materials, deep heat-treats, and the latest in manufacturing technology go into every Yukon product. Our operations and materials are first-class and monitored every step, from design and manufacturing through shipment and delivery.



No matter what model you drive, or what ratio you need, high-quality Yukon Gear & Axle products are the right choice. Yukon products reflect a professionalism and pride that are unequaled in the industry. Before we approve any part for production, we put it through a rigorous series of tests and inspections to ensure that you will be delighted with your purchase.

Our ongoing Quality Assurance practices enable you to be confident that your Yukon purchase will perform as expected and demanded. All of these steps are performed to provide Yukon products that meet or exceed your expectations.





To give you an idea of how gears are created, here is a brief overview:

First, a need for a specific gear is identified. Once this need is validated, the gear design is performed. Design starts with a computer-generated gear summary, which is used to establish tooth proportions and stress data. This gear summary is also used to develop the tooling that will be used to manufacture the gear.

Once the design is complete, forging dies are manufactured. These dies are used to create the forged gear blanks. Forgings are used because they provide the optimal material grain flow, which in turn results in a stronger gear. Forging blanks for Yukon gears are made from premium-grade materials such as 8620 triple alloy (Chrome-Nickel-Moly) steel. To create these blanks, a piece of the proper steel is heated to 2,100°, which is hot enough for the material to become malleable but remain below the melting point. This hot steel is then formed using the forging dies, which shape the steel to the approximate final overall shape. After forging, the hot steel is reheated to 1,700° F, then allowed to slowly cool for the perfect level of hardness for machining. This "reheat and slowly cool" process is called "Normalizing".

After the forgings have cooled, they are machined into semi-finished blanks.

The blanks are machined, and the gear teeth are cut. This step is critical to the final quality of the gear. Tooth cutting is a process that requires an extremely skilled machine operator. There are only a handful of such people in the world, and Yukon relies on the best of this elite group.

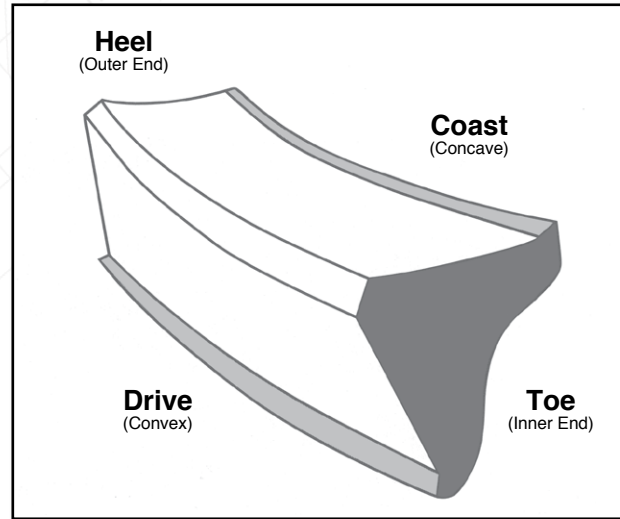
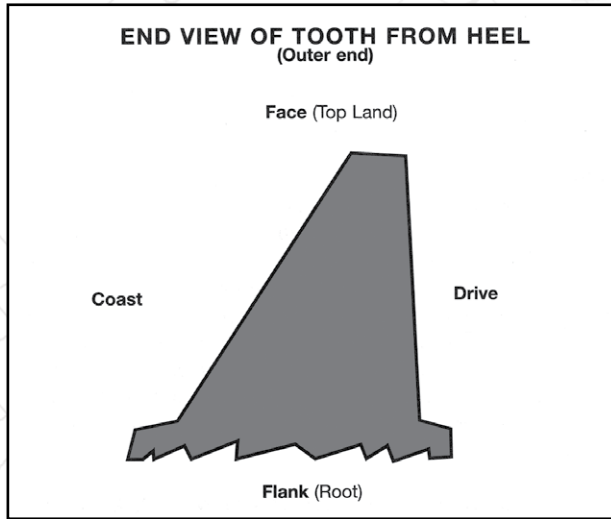
After the teeth are cut, the parts (which by now are looking similar to the finished gears) are heat-treated in a computer-controlled furnace that allows precise and consistent temperature control for high strength and durability, as well as surface carburization for extra wear resistance.

Finally, the finishing processes are performed. This starts with gear lapping, where the ring gear is mated to the pinion gear. Gear lapping is done in a Computer Controlled lapping machine that runs the ring and pinion together while a silicon carbide abrasive, suspended in a free-flowing oil solution, is run over the two mating surfaces; this results in a micro-fine finish. The final finishing process is precision grinding of the bearing surfaces, which results in bearing diameters, which have tight tolerances and tight concentricity and cylindricity. Combined, these characteristics deliver Yukon gears that are smooth running, quiet, and easy to set up.



Yukon Gear & Axle provides the highest quality and widest possible selection of differential parts at the best possible prices. Yukon products are manufactured using state-of-the-art equipment and manufacturing techniques by some of the world's foremost leaders in OEM manufacturing

We Understand Highest Standards and Best Practices



Elements of a gear tooth

Yukon Gear & Axle holds itself and its suppliers to the highest standards, which is why Yukon products are among the highest quality parts in the world. Yukon will never waiver on its commitment to build a high-quality product. We will always devote the time and effort required to make parts that meet or exceed the expectations of our customers.

When it comes to differential setups, gear pattern may well be the most controversial and debated issue. This is where best practices come into play, supported by facts.

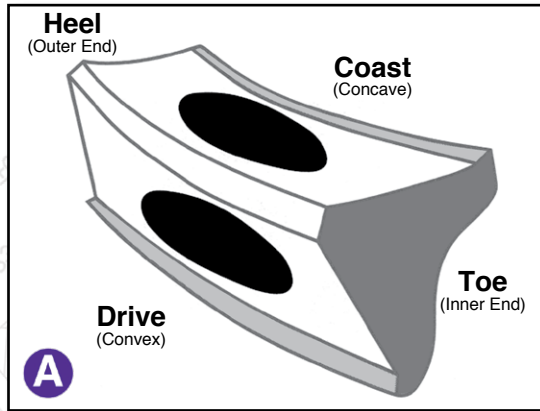
It seems everyone has an opinion on gear patterns subject even though many are based on popular myths and misconceptions. For example, the beliefs that race cars need a deeper pattern for strength, or the use of lighter bearing preload can provide less resistance can actually create more problems than intended solutions.

In reality, proper gear set-up is the same no matter if you are setting up a rear-end for drag purposes or street driving.

Another popular industry misconception regarding gear pattern is that tooth contact must be centered in all directions (e.g. face-to-flank and heel-to-toe) to achieve a strong and quiet setup. We live in a world, however, where even the highest quality materials contain same dimensional variation, and sometimes this variation prevents the installer from achieving a perfectly centered pattern. Most of the time this variance is seen in housings, as they are not precision machined like ring and pinion sets.

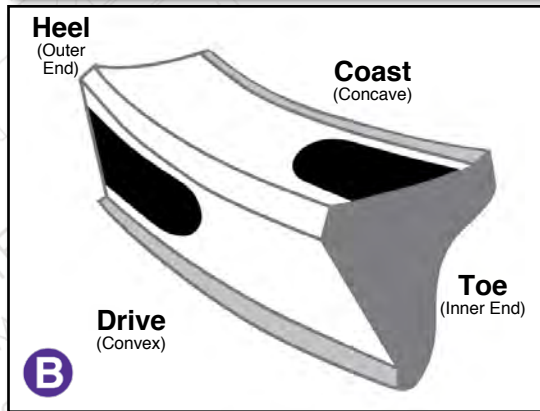
Before we get any deeper into what the pattern should look like, let's get the terminology straight. See the illustration above.

How Yukon differs from other gear and axle providers comes down to experience and expertise. The gear development and manufacturing process is complex, and we know it intimately.



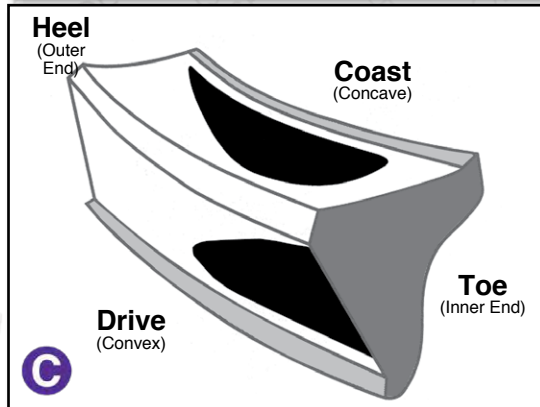
Acceptable Patterns

A This is an example of the perfect pattern that we would all love to see but rarely get. In many cases, you will achieve a pattern that is centered face-to-flank but runs at the outer edge of the heel or at the inner edge of the toe.



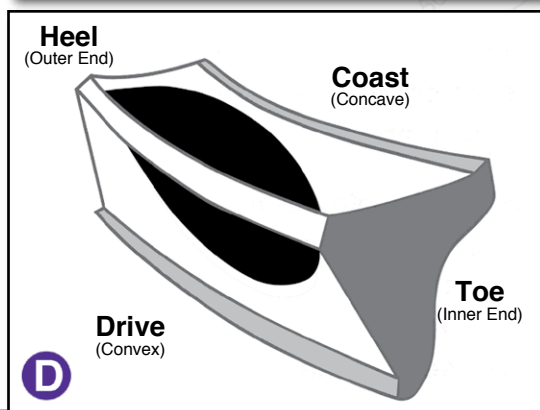
B This is an acceptable pattern. It will run quiet and strong for years. Attempting to adjust this type of pattern in an effort to center it heel-to-toe will adversely affect the face-to-flank, and will probably end up producing a noisy differential.

The simplest way to describe a good pattern is this: there should be smooth even contact, with no sharp edges or points, centered from face-to-flank.



Here are some examples of patterns that are unacceptable:

C This pattern is too close. The pinion should be moved away from the ring gear.



D This pattern is too far away. The pinion needs to be moved closer to the ring gear.

Simply put, pattern is everything for gears. A poor pattern will produce noise and premature wear. Taking some extra time to make sure the set up is correct is worth the effort and will pay off with a quiet running set up the first time.

Axle Shafts

Fierce Performance

Yukon customers deserve more than just a low price. They deserve the confidence that goes with buying the highest quality product on the market.

We have searched the world to bring you the best axle shafts available for heavy-duty use in truck, car, racing, and off-road applications. Yukon Axles are produced using state-of-the-art equipment and manufacturing techniques by some of the world's foremost leaders in OEM axle manufacturing. We visit the factories. We know the people. And we constantly strive to improve the processes. We stand behind the quality of Yukon axle shafts.

Strength

The first consideration in creating a high-quality axle shaft is raw material. There are a number of choices in axle shaft steel, and many serve adequately for average applications. However, "adequate" and "average" are not good enough for Yukon. Yukon Axles use steel formulated for true heavy-duty applications.

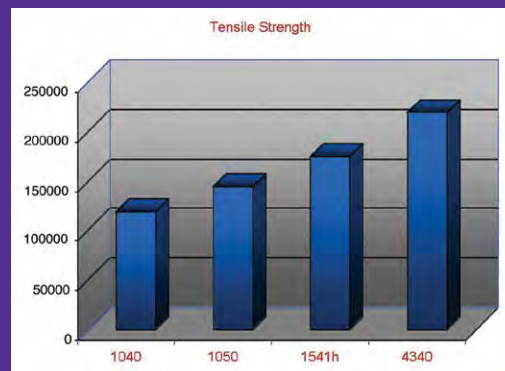
Steel Types

Steel choices for OEM axle manufacturers include 1040 steel, or 1050 steel for OEM replacement Axles. 1040 is less than preferred when it comes to strength. There are several grades of steel available for axle shafts. Selecting different alloys can greatly increase strength. Using high-quality alloys gives Yukon Axles more strength than competitors' Axles. High performance Yukon Axles are made using 1050, 1541h, and 4340 alloy steels.

1050 steel, on the other hand, works great for OEM replacement axle shafts in trucks and many passenger cars. 1050 steel has considerably more carbon than 1040 steel, which makes it approximately 18 percent stronger and 16 percent harder than 1040. The 1050 steel used in some of our OEM replacement axle shafts provides more than enough strength for the heavy-duty use they will see.

For most high-performance applications, 1541H steel is the steel of choice. 1541H contains significantly more manganese than 1040 or 1050 steels. This additional manganese increases strength and hardenability, and aids the deep heat-treat process. These characteristics make 1541H a great choice for high performance and custom axle shafts. Additionally, 1541H is far stronger than 1050 steel without being a whole lot more expensive. This alloy, when heat-treated correctly, also delivers on durability. 1541H steel is approximately 20 to 25 percent stronger than the 1040 steel used in OEM axle shafts.

Alloy Steel Grades



There are several grades of steel available for axle shafts. Selecting different alloys can greatly increase strength. Using high quality alloys gives Yukon axles more strength than competitors' axles. High performance Yukon axles are made using 1050, 1541h, and 4340 alloy steels.

Yukon Means High Quality

For extreme high performance use where twisting torque is important, but bending stresses are limited, 4140 or 4340 Chromoly alloy steels work well. 4140 Chromoly provides approximately 27 percent more strength than 1040 steel, while 4340 Chromoly provides approximately 39 percent more strength than 1040. This translates into huge gains in twisting strength, assuming bending will not be an issue. 4340 is approximately 10 percent stronger than 4140 due to the extra nickel content, which increases toughness and strength.

Hardness

Hardness is an important material property that affects material strength. Hardness is related to a material's resistance to deformation or penetration. A well-made axle shaft with the right alloy and the proper hardness is less likely to wear, bend, twist, break, or deteriorate as a result of the pressures and forces it supports.

Achieving the desired level of hardness in an axle shaft is done by controlling several processes. Selecting the right material, and using the proper processes for tempering, normalizing, and heat-treating are all necessary in order to produce a strong axle shaft. Most automotive axle shafts are case-hardened. Case-hardening leaves a hard surface layer (approximately 0.100" to 0.400" deep) and a relatively soft, strong, tough core. Through-hardening can increase strength, but it can also lead to problems if the shaft is used to support the weight of the vehicle. Through-hardening produces a shaft, which is usually too brittle to support the side loads the flange incurs while supporting the

vehicle. Case-hardening causes less distortion and cracking than through-hardening, especially in large cross sectional areas.

Effects of alloying elements on steel:

Carbon:	Hardness
Chromium:	Hardenability and corrosion resistance
Manganese:	Strength, hardenability, response to heat treating
Nickel:	Toughness and strength
Silicone:	Deoxidation, hardenability
Molybdenum:	High temperature strength and hardenability
Phosphorus:	Strength

Quality

There are many intricate and scientifically proven processes involved to produce a quality Yukon axle shaft. The short list: choosing the right steel, upset forging the flange end, normalization of the material, rough turning into the approximate shape of the shaft, final smooth-turning, cutting or rolling the splines, drilling the stud holes, turning the C-clip groove, hardening the shaft, magnaflux inspection for cracks, finishing/grinding the bearing and seal surfaces, and finish machining the flange. We take great pride in doing each step right and ensuring the highest quality axle for you.

Axle Splines

Axle splines can be cut or rolled into the shaft. Both methods are certainly strong, and each comes with its own advantages. Rolled splines can produce a better grain structure in the material for extended durability, while cutting the splines allows the shaft hardness to be consistently thick right up to the ends of the splines. Both spline forming methods hold up well for axle shafts, and both can be a good way to go.

Yukon axle shafts are made with both methods, depending on the specific application requirements for accuracy, strength, and durability. Putting all of these variables together into a first rate finished product takes millions of dollars worth of equipment, an incomparable attention to detail, and a lifetime of experience.

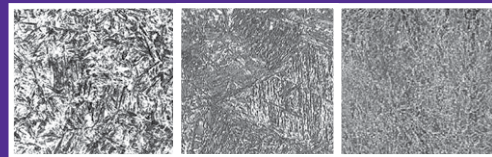
Yukon axles are made from the finest alloys and carefully heat-treated using modern

computer-controlled hardening equipment. Deep heat-treating gives Yukon Axles more strength and more resistance to abuse.

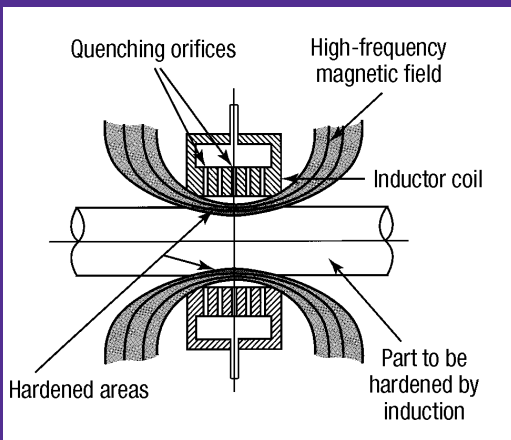
As you can see, steel can vary depending on quality and production methods. Yukon Axles are heat-treated for consistent, tight grain structure. Tight grain structure and deep heat-treating provide greater strength and longer life.

We travel the world to find you the best, and we know that our axle shafts will deliver on our promise

Steel Grain Structures

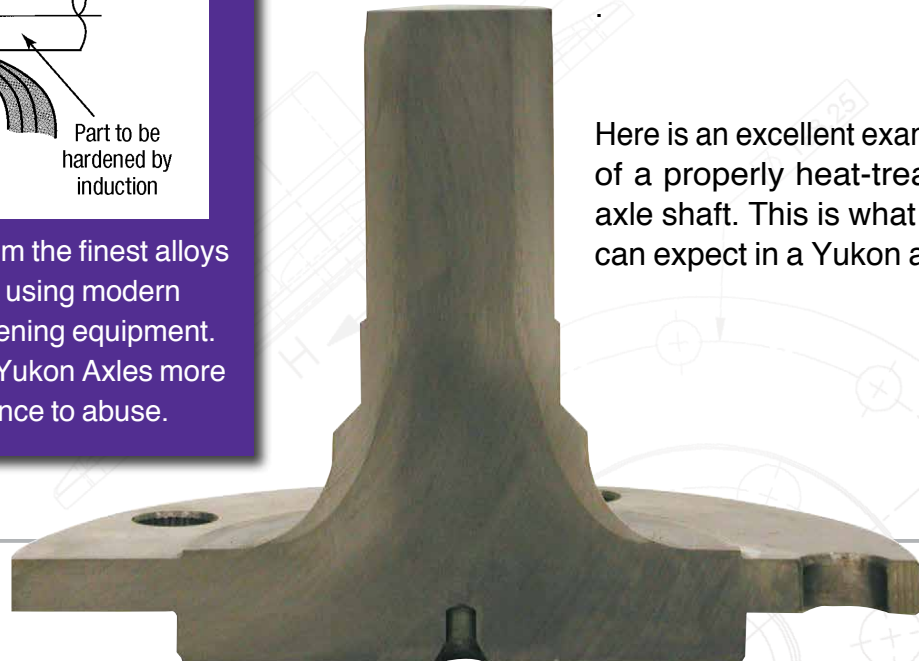


As you can see, steel can vary depending on quality and production methods. Yukon Axles are heat-treated for consistent, tight grain structure. Tight grain structure and deep heat-treating provide greater strength and longer life.



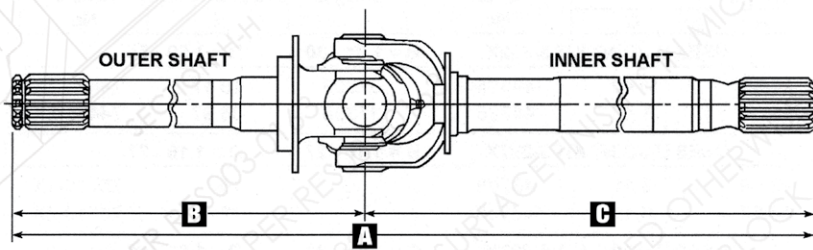
Yukon Axles are made from the finest alloys and carefully heat-treated using modern computer-controlled hardening equipment. Deep heat-treating gives Yukon Axles more strength and more resistance to abuse.

Here is an excellent example of a properly heat-treated axle shaft. This is what you can expect in a Yukon axle.



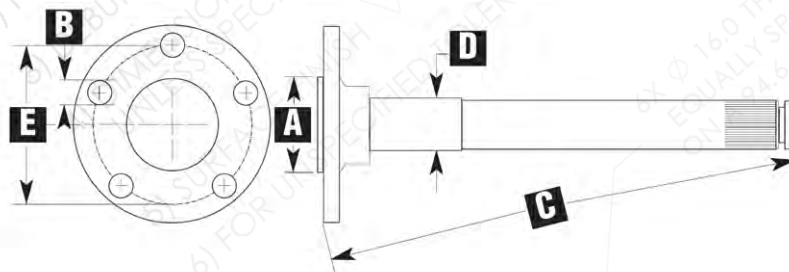
How to Measure an Axle Shaft

Measuring for Front Axle Length



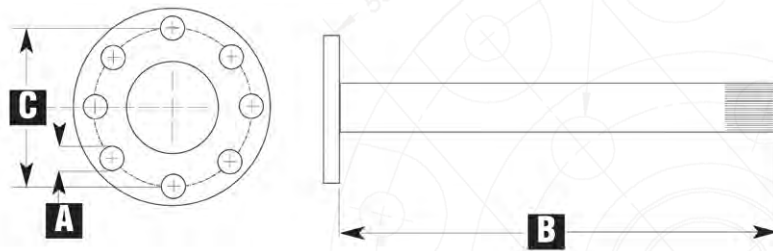
- A. Complete assembly
- B. Outer shaft length
- C. Inner shaft length

Measuring for Rear Axle Length - Semi Float



- A. Brake pilot
- B. Stud hole diameter
- C. Length
- D. Journal diameter
- E. Bolt pattern

Measuring for Rear Axle Length - Full Float



- A. Stud hole diameter
- B. Length
- C. Bolt pattern diameter

Yukon Ring & Pinions

The utmost care and quality is put into every Yukon differential component manufactured. This effort undoubtedly demands extra time, but ultimately it allows us to ensure a quality pattern, a solid fit and a clean finish. Yukon gears are easy to set up, and they run quietly.

OEM-Style Replacement

Yukon manufactures a full line of high-quality OEM replacement ratios to accommodate most SUVs, light trucks and rear-wheel-drive passenger cars. Yukon duplicates, and often exceeds, the OEM specifications. This is the case with the GM 8.5" (below) and Chrysler 9.25" gears. These gears are engineered to last longer and run cooler and quieter than other aftermarket gears. When properly set up Yukon gears are extremely quiet.

Heavy Duty Towing

In many cases the factory ratios are not low enough to give you the pulling power you're looking for from your tow rig. Yukon has the answer to all your trailer-pulling needs. We offer a full line of gear ratios from 2.73 through 7.17 for most 2WD and 4WD trucks and SUVs. So if you're looking for more power or you're correcting for larger tires, Yukon has you covered.

Racing and Performance

Yukon is always working hard to maintain its position on the cutting edge of the racing world as well as the differential industry. We offer a large variety of ratios for the Ford 9", GM 12-bolt passenger car and many more. These gears are built to withstand high horsepower and to survive under extreme conditions.

Off-Road

Whether you're trail riding, desert racing or rock crawling, Yukon has the ratio to help get you over the toughest terrain. We offer a wide variety of applications and ratios for your off-road vehicle. From the AMC 35 to the Dana 60 (seen below), only the best materials and the latest technology are used in manufacturing Yukon ring and pinion sets. Yukon gears are engineered to compete, engineered to win.



GM 10-Bolt 8.5"/8.6"



Chrysler 9.25"



American Axle 11.5"

Ring & Pinions



Ford 8.8"



**Yukon for Spicer®
Reverse 60 Applications**



Ford 9"

In our never-ending quest to be the best, we are always looking to provide better products than are currently available on the market. Looking for top quality replacement axle shafts? Not only do we manufacture top quality, popular Axles, but we also carry a giant selection of hard-to-find Axles.

OEM Replacement Rear Axle Shafts

Many people don't realize that over time Axles wear out and need to be replaced. Yukon manufactures OEM Axles to fit most domestic rear-wheel-drive passenger cars as well as 2WD and 4WD pickup trucks and SUVs. Yukon's performance rear Axles are heat-treated deeper than the factory axle shafts to ensure added shaft strength and durability in the bearing and seal area.

High Performance Rear Axles

Rear Axles are one of the most important parts of a hot rod or extreme-built 4x4. A weak axle can leave you stranded when you least expect it, so don't compromise. Get the best, get the Yukon advantage. Yukon's high-performance rear Axles are made from high quality 1541H and 4340 Chromoly steel. These Axles are engineered to stand up to the extreme conditions of hard street driving, trail running or weekends at the track.



GM 14-Bolt 9.5\"/>



***12-Bolt Chevy,
33 Spline***



***Yukon Full Float,
Cut-to-fit for
Spicer 60, 70, 80,
& GM 14 Bolt***



Ford 9\"/>

4340 Chromoly Front Axles for Spicer 30, 44, 60 & GM 8.5

If you're looking for strength and durability, we can help. Yukon Replacement Chromoly Front Axles for Spicer 30, 44, 60 and GM 8.5 are made from only the best steel available and are engineered to withstand the most extreme off-road conditions. Yukon Chromoly Axles use a state of the art, dual heat-treating process to provide maximum strength and long life. This dual heat-treating along with the high-quality material gives you a 35-40% strength increase over stock axle shafts. We offer these shafts for a wide variety of applications from Jeep CJs to straight-axle full-size one-ton pickups.

Drive Flange Kits

The demands of extreme off-roading push vehicles to their limits, and while locking hubs are a good option for daily driven vehicles, dedicated off-road rigs often require drive flanges to stand up to the abuse of tall tires and big power. Our Yukon Hardcore™ flange kits are designed with these vehicles in mind. The drive flanges are manufactured from heat treated 8620 steel for maximum strength. Each kit comes complete with drive flanges, spacers, caps and all small parts for both sides. Kits are available with Yukon "Y" engraved caps or bare.

Applications include:

- D44 w/19 spline outers
- D44 w/30 spline outers
- D60 w/30 spline outers
- D60 w/35 spline outers

Engineered to withstand the most extreme off-road conditions for the ultimate in durability & strength.

Hardcore Locking Hubs®

These heavy-duty lockouts feature all steel construction, including Chromoly internals, for the ultimate in durability & strength. The Hardcore Locking Hubs will not disengage under high torque applications and defaults to the locked position under use. Engagement comes from just a 1/3 turn of the all-steel, low-profile bezel. The Hardcore Locking Hub is not only great looking, but features a low-profile design to minimize impact with obstacles, and a proprietary coating on the locking gears for decreased friction & long life. Hardcore Locking Hubs are an easy, bolt-on installation for all spline Dana 30, Dana 44, Dana 50, Dana 60. All Hardcore Locking Hubs feature a lifetime warranty against defect.



**4340 Chrome-Moly
Front Axles**



Hardcore Locking Hubs®



Flange Kits

Yukon Front Axles & Kits

4340 Rear Axles

If you need extreme duty full float Axles, then it's time to upgrade to our line of 4340 Chromoly rear shafts. These shafts are dual heat treated and use the highest quality alloys to give you a shaft that is up to 37% stronger than other aftermarket Axles. Each cut-to-length axle contains up to six inches of splines, allowing for usage in a variety of applications.

Applications include:

- D44 in 30, 32 & 35 spline
- D60 30 spline
- D60, D70 & D80 in 35 spline
- D80 in 37 spline
- Ford 8.8" in 31 spline
- GM & Chrysler 11.5" in 30 & 38 spline
- GM 14 bolt in 30 spline
- Model 35 in 27 & 30 spline

Whether you're involved in truck pulling, extreme off-roading or drag racing, these Axles are built to take the performance of today's powerful diesel engines and tall tires.

4340 Chrome-Moly Rear Axles



OEM Replacement Front Axles

If you're just looking to get your Jeep or your 4x4 pickup back on the road and aren't in need of the brute strength of Chromoly Axles, Yukon has you covered here too. We stock a huge selection of OEM replacement Front axle shafts and axle assemblies with the U/Joint already installed. We also offer a wide variety of hard-to-find and discontinued Front axle shafts to help keep your old iron moving down the road.

Yukon Front Axles for Spicer Applications



Spin Free Kit

Unit bearings are becoming more and more common in late model trucks. The problem with unit bearings is their cost to replace. They do not stand up to the demands of heavy loads or towing and when they fail; the cost far exceeds a standard tapered roller bearing design. The Yukon Spin Free Kit answers this problem by replacing the unit bearings with a standard design, and also includes premium lock out hubs to give the driver the ability to lock and unlock the Front Axles. Each kit comes complete with all the necessary components to make the conversion, including new brake rotors, spindles, bearings & races, 4340 Chromoly outer Axles, dust shields & slingers, premium locking hub set and hardware. Spin Free kits reduce the cost of maintenance and improve fuel economy! Unit Bearing Eliminator kits are available for a variety of Jeep, 1/2-ton and 1-ton applications.

Available Applications:

Application	Part Number
'94-'99 Dodge 1/2 Ton	YA WU-01
'00-'01 Dodge 1/2 Ton	YA WU-02
'94-'99 Dodge 1 Ton, 35 Spline, SRW	YA WU-03
'00-'08 Dodge 1 Ton, 35 Spline, SRW	YA WU-04
'00-'08 Dodge 1 Ton, 35 Spline, DRW	YA WU-05
YJ, TJ & XJ, 27 Spline, 5" x 4.5"	YA WU-07
YJ, TJ & XJ, 30 Spline, 5" x 5.5"	YA WU-08
'09 Dodge 2500/3500, DRW	YA WU-09
'10-'11 Dodge 2500/3500, DRW	YA WU-10
'09 Dodge 2500/3500, SRW	YA WU-11
'10-'11 Dodge 2500/3500, SRW	YA WU-12
'12-'17 Dodge 2500/3500, SRW	YA WU-13
'12-'17 Dodge 2500/3500, DRW	YA WU-14
'07-'17 Jeep JK, D30 JK & D44 JK, Front	YA WU-15

Whether you're involved in truck pulling, extreme off-roading or drag racing, these Axles are built to take the performance of today's powerful diesel engines and tall tires.

Spin Free® Kit



Yukon Dropouts

Yukon works hard to stay on top of the differential world as an innovator. One area we have found that we can make a difference is with drop-outs. Currently we offer three performance drop-outs, but keep an eye out for new units. We are always adding part numbers to our ever-growing product lines.

Chrysler 8.75" Nodular Iron 489

8.75" drop-outs are becoming harder and harder to find as the years go by, but they remain a very popular unit for Mopar projects. After many requests for used cores, Yukon decided a reproduction unit of the 8.75", 489 case should be built. Taking a close look at the factory unit, we found weaknesses that could be corrected. First, material was added to the bearing caps to allow less deflection under load and increase resistance to breakage and cracking. Second, high-strength billet side adjusters were used in place of the factory stamped-steel units. The last and most important improvement was to build the case out of high-strength nodular iron to hold up to the increasing horsepower of today's engines. To easily distinguish our 8.75" drop-out from the other units (741 and 742) a factory stamping-number is placed on the side of the case.



**Chrysler 8.75"
Nodular Iron 489**

Ford 9" Aluminum

The aluminum available today is vastly different from that of years past. Technology has made aluminum products stronger and more durable. Knowing this, we at Yukon decided to have an aluminum Ford 9" dropout case built, including designs with a load-bolt. You may say to yourself, "That's nothing new, other companies have been making them for years," and that's true; but as in every Yukon product, we look closely at what's out in the marketplace and how it can be improved. Our Alum.s are made from A356-T6 aluminum, our bearing caps are one-piece & forged, with a through bolt design and extra material is added to the bearing caps. This results in 50% less deflection that can occur with other units on the market. These cases are offered in both 3.062" and 3.250" bearing diameter to accommodate 28, 31, 35 and 40-spline carriers and spools. Load-bolt designs also available.



Ford 9" Aluminum

Ford 9" Nodular Iron Race Case

Need the ultimate Ford 9"? Our nodular iron race case is cast from super-strong D451 nodular iron. After casting, it is heat-treated and stress-relieved for strength. We spent a lot of time looking for possible weaknesses. After much testing we found that, under extreme loads, other bearing caps flexed, which adversely affects the contact between the ring and pinion. To reduce flexing, we had our bearing caps forged out of 4140 Chromoly, added more material for extra stiffness and designed for 5/8" bolts. To top off this unit, billet machined side adjusters are used. These extras truly make this Nodular case the ultimate Ford 9" case, rated to 1200 horse power. Like the aluminum unit, the nodular case is offered in both 3.062" and 3.25" bearing diameters to accommodate 28, 31, 35 and 40-spline carriers and spools. Load-bolt designs are also available.

Toyota 8" & V6

Early Toyota factory drop out cores are getting increasingly difficult to come by. To solve this Yukon offers brand new center sections for Toyota 4WD trucks '79-'94 with 4 Cylinder engines as well as '86-'94 with V6 engines. These units are manufactured to factory specifications for easy setup, and the V6 version has the provision for the ABS sensor.

Keep an eye out for new units. We are always adding part numbers to our ever-growing product lines.



Ford 9" Nodular Iron



Toyota V6

Yukon Spools

The unfaltering traction that comes from a spool can provide the competitive advantage both on the strip and off-road. For your spool needs, look no further than Yukon.



**Toyota
4 Cylinder & V6**



**Yukon 30 & 35 Spline for
Spicer 60 Applications**



**Ford 9\", 28, 31,
35 & 40 Spline**

Toyota 8", 4 Cylinder & V6

Yukon's performance spools are precision machined from high-quality steel and heat-treated for maximum strength. These spools for Toyota applications are designed to provide bullet-proof traction on the trail and stand up to the abuse of tall tires & extreme off-roading. When strength and simplicity are the highest priority, you can't miss with Yukon performance spools. These units are available for both 4 cylinder & V6 applications.

9" Steel & Lightweight Steel

If you are in need of the no-hassle traction that you can only get from a spool, Yukon again has you covered. Our 9" steel spools are made from high-quality 4130 Chromoly steel and heat-treated better than those of the competition. Yukon offers three different versions to suit your needs: a standard non-lightened steel (8 lbs) & lightweight steel (5.9 lbs). Lightweight steel gives you a lighter rotating mass than standard steel without compromising strength.

D80 Spools

The performance of today's diesel engines is taking drastic leaps forward. With huge horsepower & torque at their fingertips, the diesel drag racing & truck pulling sports are taking off like never before. Spools offer a bullet-proof traction solution for both, and we've just released spools for both the D80 housing, in 35 & 37 spline. Combine these spools with our 4340 rear float Axles for the latest and greatest in strength for full floating rears.

Off-Road

Yukon also offers spools designed specifically for off-road use. These spools are built with strength as the first priority. We offer off-road spools for many other applications such as Spicer 44 and 60, Jeep Model 20 and GM 12-bolt truck.



**Yukon 35 & 37 Spline
For Spicer 80 Applications**



AMC Model 20

Yukon Performance

Drag racing is an ever-growing motor sport, and its supporting products are also evolving. One thing that never changes, however, is the need for serious traction. Yukon can fill that need with our vast line of performance spools. We currently offer spools for the following applications: GM 8.5", 28, 30 and 33-spline; GM 12-bolt passenger, 30 and 33-spline; GM 12-bolt truck, 30-spline; 8.75" Chrysler, 30, and 35-spline; Ford 8.8", 31-spline; and Ford 9", 28, 31, 33, 35 and 40-spline.

For needed traction provided by a spool using a c-clip style rear end, a full spool is out of the question. There is a lack of a provision for the c-clips that hold in the Axles. This is where a mini spool is a must. A mini spool gives you the unfaltering traction of a full spool. It slips into the factory-open carrier, replacing the spider gears, and allowing you to use the factory c-clips on the Axles.



**Ford 9"
Lightweight**



**GM 14-Bolt 10.5"
Full-float**



**Mini-Spools
Available for 12
Applications**

Zip Locker®

If you're looking for the latest in on-demand traction, then the Zip Locker is for you. The Zip Locker is an air operated locking differential designed with severe off-road use in mind. Its 8620 case & 4320 steel internals provide maximum strength against failure and give you piece of mind on the trail. Each unit comes with a variety of small parts for installation and operation, including air line & fittings, seal housing, shims (if applicable), operation switch with Front & rear covers, zip ties and more. A variety of air sources can be used for operating the Zip Locker, including air compressors or on-board air systems. Yukon also offers an industry-first "competition series" Zip Locker that defaults-to-lock if the air pressure is interrupted for any reason. Competition series units are available for Dana 60 in 35 spline.

Grizzly Locker®

Mechanical positive-locking differentials have been the staple for drag racing, circle track racing, off-road use and a variety of other performance applications for decades. We're proud to introduce the Grizzly Locker, the latest in locking differentials. The Grizzly Locker features an 8620 case, forged 8620 internals and a patented design which reduces common locker failures. The inner clutch teeth have an improved design, with a larger radius at the base, improving strength over back-cut designs. Larger teeth help to avoid breakage against shock-loading or in the event an axle breaks. The internals are hand fitted, for faster engagement. These units provide maximum traction and strength for many performance applications. Grizzly Lockers are available for a variety of car & truck applications, with new applications being added all the time!

Assembled in the USA!

Backed by the Best Warranty in the Business!



Zip Locker®



Grizzly Locker®

Yukon has parts to meet the needs of every performance-minded auto enthusiast. In many cases, these parts are designed to replace OEM units that may be discontinued or hard to find. They are made from higher quality metal than their OEM counterparts and use readily available off-the-shelf internals for easy rebuilding years down the road.

Ford 8" & 9" Heavy-duty Trac Loc

Companies have tried to reproduce the factory Ford 8" and 9" Trac Loc with limited success. Yukon took on this project by looking for ways to make it better. By designing a thicker 1541H billet hat that added more strength, we eliminated the need for clutch guides that tend to break, sending debris into the gears. The top half is made from forged steel for strength and durability. All of our 8" and 9" units are assembled with genuine Raybestos® clutches for long life. We offer a "race" version that is built for maximum traction. This configuration tends to chatter when cornering, so if you're looking for something smoother we also offer a "street" unit that allows excellent traction with smooth, chatter-free cornering. Yukon offers the 28 and 31-spline for the Ford 8" and 28 and 31-spline for the Ford 9".

Yukon Performance Driveshafts

Yukon Performance Driveshafts offer the highest quality upgrades for your driveshaft needs. Each shaft features premium universal joints and driveshaft components that are engineered to meet the high performance requirements. The driveshaft assembly is held to strict tolerances then precision welded and computer balanced to provide exceptional performance and longevity. Yukon Performance Driveshafts are available off-the-shelf for all Front and rear Jeep JK, TJ, LJ, & CJ applications. Custom driveshafts can be made-to-order for racing, off road, and other custom applications.



**Ford 8" & 9"
Trac Loc**

Yukon Super Joints®

Looking for the ultimate in off-road performance? Yukon offers two sizes of its super-strong replacement axle U/Joint s to fit 8.5" GM Fronts, Spicer 30, 44 & 60. The bodies are made from forged m43400 Chromoly which is through hardened for ultimate yield and tensile strength. After hardening, the body is then coated with a "Diamond Like Coating". This coating provides an extremely hard surface to protect against wear. The caps are made from cold-extruded 4140 Chromoly. They are then induction-hardened to provide maximum strength without becoming brittle. This design doesn't utilize needle bearings so it relies on offset hardnesses to protect against wear. With this design, the caps will wear out first and can be replaced at a lower cost than buying a new U/Joint . Yukon offers a lifetime warranty against breakage of the body cross-section only. Patented 6,881,151B1

The ultimate in off-road performance!



Yukon Super Joints®

Yukon Dura Grip® Positraction

The four-spring clutch-style positraction has been around for years because of its great reliability and rebuild-ability. Because of its popularity Yukon has released its version – the Yukon Dura Grip. It's available for all popular GM and Ford applications, and more applications are arriving all the time. Dura Grip units are assembled with heavy-duty 4320 Chromoly spider gears and composite clutches for reduced chatter, and they are fully rebuildable. Yukon chose the 4-spring design because of its race-proven background and years of use by GM.



**Yukon Dura Grip®
Positraction**

Yukon Yokes

The yoke is one of the most important components of your axle, so you need to make sure you purchase the one that best suits your needs. Yukon offers over 200 part numbers for a wide variety of applications, from racing to street. Yukon yokes are available in billet aluminum, billet steel, forged steel and OEM replacement.



**Ford 9"
Aluminum**



**Ford 9"
Billet Steel**



**Yukon Forged Steel for
Spicer® 60 Applications**

OEM Replacement Yokes

Over time yokes tend to get a groove worn into them from the pinion seal, allowing messy leaks and possible failures. To keep you up and running leak free, Yukon carries OEM replacement yokes for a wide variety of applications; from that old restoration project to your late model car or truck. We keep a huge inventory of yokes in stock to fit your needs.

Heavy-duty Billet & Forged Pinion Yokes

When building rear ends for race cars or trucks, people tend to forget that the yoke is the one piece that ties it all together. They just reuse the old, beat-up OEM cast iron yoke. A forged yoke can mean the difference between winning and losing. Understanding that being first across the line is what it's all about, Yukon stepped up and created a full line of super-strong forged and billet yokes. These yokes offer maximum strength for high horsepower cars as well as a sleek look for that show finish.

Billet Aluminum Pinion Yokes

Looking to save some weight with minimal strength loss and get that finely polished show quality look? Yukon keeps a variety of aluminum yokes for Chrysler 8.75", Ford 9", and GM 12 bolt rear ends. Our aluminum yokes are made from high-quality 7075 billet aluminum and have the show finish you're looking for.



Ford 8.8" Flange



Yukon for Spicer® 60 Applications

Yukon Diff Covers & Recovery Gear

Hardcore® Diff Cover

Give your rig the protection it deserves. The Hardcore Diff cover for the Dana 44 and Dana 60 is manufactured from high strength nodular iron and features an extremely thick-walled design for maximum resistance to damage. It comes with a magnetic drain plug to keep particulates out of the gear oil and bearings and has a durable powder coat finish for years of long life.

Applications include:

- YHCC-D30 [29103] Hardcore Diff Cover for Spicer 30
- YHCC-D44 [29101] Hardcore Diff Cover for Spicer 44
- YHCC-D60 [32352] Hardcore Diff Cover for Spicer 50, Spicer 60 & Spicer 70
- YHCC-D35 [29014] Hardcore Diff Cover for Model 35
- YHCC-GM14T-S [29105] Hardcore Diff Cover for 14 bolt Truck, W/ 3/8" BOLTS
- YHCC-GM14T-M [29106] Hardcore Diff Cover for 14 bolt Truck, W/ M8 BOLTS



Dana 30 Diff Cover



GM 14 Bolt Diff Cover



Model 35 Diff Cover

Yukon Recovery Gear

Yukon now offers the latest in recovery gear for the trail. The Yukon Recovery Gear Kit includes kinetic recovery rope, a soft shackle, two d-rings and a pair of gloves. All held in a durable duffel bag. The Yukon kinetic recovery rope is made of durable double braid nylon rated up to 28,600 lbs. that stretches up to 30% under load, multiplying the pulling capacity of the vehicle. The Yukon soft shackle is lighter and stronger than comparable steel shackles and is rated to 35,000 lbs. All items are available as a kit, or as individual components.

Individual items:

- YRGBAG-1 [22007] Recovery gear bag
- YRGGLOVES-1 [22008] Recovery gear gloves
- YRGRR-01 [22003] 7/8" kinetic rope, rated to 28,300 lbs.
- YRGRR-02 [22002] 3/4" kinetic rope, rated to 19,000 lbs.
- YRGS-01 [22001] 3/4" d-ring shackle, rated to 9,500 lbs.
- YRGS-02 [22004] Extreme soft shackle, rated to 35,000 lbs.

Kits:

- YRGKIT-1 [22005] Yukon recovery gear kit with 7/8" rope, rated to 28,300 lbs.
- YRGKIT-2 [22006] Yukon recovery gear kit with 3/4" rope, rated to 19,000 lbs.



Front Spindles

Yukon Front spindles are manufactured from high quality steel and are machined to meet or exceed OEM specifications. The bearing journals are heat-treated for high strength and longer life. Yukon Front spindles are available for Spicer 30, Spicer 44, Spicer 60, GM 8.5" & Model 35 Fronts. All Yukon spindles come with the needle bearing installed and come with the dust shield and seal.



D44 Spindle

Friction Modifier

Keep your positraction quiet with friction modifier from Yukon. Designed for clutch and cone style positraction, Yukon friction modifier is added to the differential oil to keep chatter down when the vehicle navigates a turn. Yukon friction modifier is available separately, or in a great looking countertop 12 pack.

- OILADD Single bottle
- OILADD-12 12 bottle countertop display



Yukon limited slip friction modifier 12 Pack

AAM 11.8"

2014 - Present, Dodge 2500/3500

R/G Diameter: 11.5" R/G Bolts: 14 Cover Bolts: 12 Carrier Breaks: None Pinion Shaft Diameter/Spline: 1.750"/30

Overhaul & Install Kits

Part #	Description
YK AAM11.5-D [14228]	Master Overhaul Kit

Seals

Part #	Description
YMSC1025 [30356]	Pinion seal

Small Parts

Part #	Description
YSPCS-058 [33568]	Crush sleeve

Chrysler 7.25"

Chrysler, Dodge, Plymouth

R/G Diameter: 7.25" R/G Bolts: (10) 3/8" x 24 LH Cover Bolts: 9 or 10 Carrier Breaks: 2.47 / 2.76 Pinion Shaft Dia. / Spline: 1.375" / 27

Overhaul & Install Kits

Part #	Description
YK C7.25 [14001]	Master Overhaul Kit
BK C7.25 [11001]	Bearing Installation Kit
PK C7.25 [13001]	Pinion Installation Kit
MK C7.25 [12001]	Minimum Installation Kit

Spider Gear Sets

Part #	Description
YPKC7.25-S-25 [16001]	Standard spider gear kit, 25 spline

Shim Kits

Part #	Description
SK 31402 [55014]	Pinion Depth Shim Kit

Axle Bearing & Seal Kits

Part #	Description
AK 1559 [10001]	Axle bearing & seal kit 2.530" O.D.
AK C7.25IFS [10006]	Axle bearing & seal kit

Small Parts

Part #	Description
YSPABS-003 [33210]	ABS tone ring
YSPBLT-005 [33035]	Ring Gear Bolt
YSPBLT-049 [33231]	Cross pin bolt
YSPBLT-051 [33233]	Side adjuster lock bolt
YSPBLT-073 [33246]	U/Joint strap bolt
YSPCS-010 [33093]	Crush Sleeve
YSPFP-03 [33463]	Rubber Cover Plug
YSPPN-008 [33142]	Pinion Nut
YSPPN-038 [33253]	Pinion Nut, flanged style
YSPSA-002 [33257]	Side adjuster
YSPSA-003 [33258]	Side adjuster lock
YSPSTUD-016 [33186]	Axle Stud
YSPTW-001 [33272]	Pinion gear thrust washer
YSPTW-009 [33279]	Side gear thrust washer
YSPTW-031 [33301]	Pinion gear thrust washer
YSPXP-002 [33307]	Cross pin shaft

Yokes

Part #	Description
YY C3723251 [41003]	7260 U/Joint
YY C3723252 [41004]	1310 U/Joint
YY C4137976 [41005]	7290 U/Joint
YY C7290-STRAP [41013]	Strap kit, 7290 U/Joint
YY STR-001 [41192]	7260 U/Joint strap & two bolts
YY STR-006 [41197]	7290 U/Joint strap

Seals

Part #	Description
YMSC1001 [30230]	Outer axle seal, RH
YMS8516N [30189]	Pinion Seal
YMS8835S [30201]	Axle Seal
YMS99168 [30224]	Pinion redi sleeve
YYMS5124 [30120]	Axle seal, bolt in

Chrysler 8.0" (C205)

Chrysler, Dodge

R/G Diameter: 8.0" R/G Bolts: (10) 3/8" x 24 LH Cover Bolts: 10 Carrier Breaks: None Pinion Shaft Dia. / Spline: 1.406" / 26

Ring & Pinion Gear Sets

Part #	Ratio
YG C8.0-390 [24219]	3.90
YG C8.0-411 [24220]	4.11
YG C8.0-456 [24221]	4.56

Shim Kit

Part #	Description
SK 30214 [55010]	Carrier shim kit

Overhaul & Install Kits

Part #	Description
YK C8.0-IFS-A [14002]	'99 & down Master Overhaul kit
YK C8.0-IFS-B [14003]	'00 to early '03 Master Overhaul kit
YK C8.0-IFS-C [14134]	Late '03 & up Master Overhaul kit
BK C8.0-IFS-A [11115]	'99 & older bearing install kit
BK C8.0-IFS-B [11002]	'00 to early '03 bearing install kit
BK C8.0-IFS-C [11116]	Late '03 & up bearing install kit
PK C8.0-IFS-A [13002]	'99 & older pinion installation kit
PK C8.0-IFS-B [13095]	'00 to early '03 pinion installation kit
PK C8.0-IFS-C [13096]	Late '03 & up pinion installation kit
MK C8.0-IFS [12002]	'00 to '03 minimum install kit

Spider Gear Sets

Part #	Description
YPKC8.0-S-29 [16065]	Standard spider gear kit, 29 spline

Small Parts

Part #	Description
YB AX-002 [18048]	Axle Bearing
YSPBLT-005 [33035]	Ring gear bolt
YSPCS-011 [33094]	Crush sleeve
YSPPO-001 [33132]	Axle O-ring
YSPPN-008 [33142]	Pinion nut
YSPPN-038 [33253]	Pinion Nut, flanged style
YSPSR-020 [33578]	Inner axle snap ring

Yokes

Part #	Description
YY C3723251 [41003]	7260 U/Joint
YY C3723252 [41004]	1310 U/Joint
YY C4137976 [41005]	7290 U/Joint

Seals

Part #	Description
YMSC1013 [30242]	'99 to early '03 pinion seal
YMSC1014 [30243]	IFS axle seal
YMSC1015 [30244]	Late '03 & up pinion seal
YMSC1026 [30360]	Axle seal, '06-'11 Ram 1500, right hand
YMS68084183AA [30387]	Pinion seal, '13 & up
YMS68146583AA [30388]	Pinion seal, '13 & up

CHRYSLER

Chrysler / Jeep 8.25" (C213)

Chrysler, Dodge, Plymouth, Jeep

R/G Diameter: 8.25" R/G Bolts: (10) 3/8" x 24 LH ('04 & down) metric 10 x 1.0 ('05 & up) Cover Bolts: (10) ('04 & down) or (12) ('05 & up) Carrier Breaks: 2.45 / 2.56 Pinion Shaft Dia. / Spline: 1.626" / 27

Ring & Pinion Gear Sets

Part #	Ratio
YG C8.25-276 [24222]	2.76
YG C8.25-307 [24643]	3.07
YG C8.25-321 [24225]	3.21
YG C8.25-355 [24001]	3.55
YG C8.25-373 [24002]	3.73
YG C8.25-390 [24003]	3.90
YG C8.25-411 [24004]	4.11
YG C8.25-456 [24005]	4.56
YG C8.25-488 [24226]	4.88

Covers & Cover Gaskets

Part #	Description
YCGC8.25 [23000]	Cover Gasket
YP C5-C8.25 [32312]	Steel cover

Overhaul & Install Kits

Part #	Description
YK C8.25-A [14004]	'70-'75 Master Overhaul kit
YK C8.25-B [14005]	'76-'04 Master Overhaul kit
YK C8.25-C [14204]	'05 & up Master Overhaul kit
BK C8.25-A [11003]	'70-'75 bearing installation kit
BK C8.25-B [11004]	'76 & up bearing installation kit
PK C8.25-A [13003]	'70-'75 pinion installation kit
PK C8.25-B [13004]	'76 & up pinion installation kit
MK C8.25-A [12003]	'70-'75 minimum installation kit
MK C8.25-B [12004]	'76 & up minimum installation kit
CK C8.25-B [57014]	Carrier installation kit, '76 & up

Axle Bearing & Seal Kits

Part #	Description
AK 1559 [10001]	Axle bearing & seal kit 2.530" O.D.
AK 6410 [10048]	Axle bearing & seal kit, 2.536" O.D., '04 & up Durango, '07 & up truck & van

Yokes

Part #	Description
YY C373251 [41003]	7260 U/Joint
YY C373252 [41004]	1310 U/Joint
YY C4137976 [41005]	7290 U/Joint
YY C52068839 [41010]	1310 U/Joint
YY C52070345 [41011]	1330 U/Joint, Jeep Liberty
YY C52105065 [41120]	Round companion flange, Jeep Liberty
YY C7290-STRAP [41013]	7290 Strap kit
YY STR-001 [41192]	7260 U/Joint strap & two bolts
YY STR-006 [41197]	7290 U/Joint strap

Shim Kits

Part #	Description
SK 25300 [55009]	Pinion depth shim kit

Small Parts

Part #	Description
YSPABS-004 [33211]	ABS tone ring
YSPBLT-002 [33032]	Ring gear bolt, metric
YSPBLT-005 [33035]	Ring gear bolt
YSPBLT-038 [33067]	Posi Cross pin bolt
YSPBLT-048 [33230]	Standard Cross pin bolt
YSPBLT-051 [33233]	Side adjuster lock bolt
YSPBLT-073 [33246]	U/Joint strap bolt
YSPCC-010 [33083]	C/Clip, 29 spline
YSPCS-010 [33093]	Crush sleeve
YSPFP-03 [33463]	Rubber cover plug
YSPPN-008 [33142]	Pinion nut
YSPPN-038 [33253]	Flanged Pinion nut
YSPSA-002 [33257]	Side adjuster
YSPSA-004 [33259]	Side adjuster lock
YSPSTUD-016 [33186]	Axle stud
YSPTW-002 [33273]	Pinion gear thrust washer
YSPTW-007 [33277]	Side gear thrust washer kit
YSPXP-003 [33308]	Cross pin shaft, standard open
YSPXP-058 [33433]	Notched cross pin shaft

Spider Gear Sets

Part #	Description
YPKC8.25-S-27 [16002]	Standard spider gear kit, 27 spl, '96 & down
YPKC8.25-S-29 [16003]	Standard spider gear kit, 29 spline, '97 & up
YPKC8.25-PC-T/L [16147]	Trac Loc clutch kit

Carrier Cases

Part #	Description
YC C52069428 [20011]	2.56 & up standard case, 29 spline, bare

Seals

Part #	Description
YMS710498 [30162]	Axle seal, '04 & up Durango, '07 & up Ram & Van
YMS8516N [30189]	Pinion seal
YMS8835S [30201]	Axle seal
YMS99168 [30224]	Redi sleeve

Chrysler 8.75"

Chrysler, Dodge, Plymouth

R/G Diameter: 8.75" R/G Bolts: (12) 3/8" x 24 LH Cover Bolts: None Carrier Breaks: None Pinion Shaft Dia. / Spline: 10 or 29

Ring & Pinion Gear Sets

"741" = 1-3/8" (1.375") shaft, spacer sleeve and preload shims

Part #	Ratio
YG C8.41-355 [24006]	3.55
YG C8.41-373 [24007]	3.73

Note: Stamping numbers for 1-3/8" are 2070741, 1820657 & xxx571.

"742" = 1-3/4" (1.750") shaft with preload shims

Part #	Ratio
YG C8.42-323 [24591]	3.23
YG C8.42-355-C [24008]	3.55 (Coarse spline)
YG C8.42-355-F [24227]	3.55 (Fine spline)
YG C8.42-373 [24228]	3.73
YG C8.42-390 [24009]	3.90

CHRYSLER



Continued on next page

Chrysler 8.75" (Cont.)

Chrysler, Dodge, Plymouth

R/G Diameter: 8.75" R/G Bolts: (12) 3/8" x 24 LH Cover Bolts: None Carrier Breaks: None Pinion Shaft Dia. / Spline: 10 or 29

Ring & Pinion Gear Sets (Cont.)

"742" = 1-3/4" (1.750") shaft with preload shims (Cont.)

Part #	Ratio
YG C8.42-411 [24229]	4.11
YG C8.42-430 [24230]	4.30
YG C8.42-456 [24231]	4.56
YG C8.42-486 [24232]	4.86
YG C8.42-513 [24234]	5.13

Note: Stamping numbers for 1-3/4" are 2070742 and 1634985.

"489 = 1-7/8" (1.875") tapered shaft and crush sleeve

Part #	Ratio
YG C8.89-323 [24238]	3.23
YG C8.89-355 [24010]	3.55
YG C8.89-373 [24239]	3.73
YG C8.89-390 [24011]	3.90
YG C8.89-411 [24240]	4.11
YG C8.89-430 [24241]	4.30
YG C8.89-456 [24242]	4.56
YG C8.89-486 [24243]	4.86
YG C8.89-513 [24244]	5.13
YG C8.89-513-C [24244]	5.13 (coarse spline)
YG C8.89-513-F [24613]	5.13 (fine spline)

Note: Stamping numbers for 1-7/8" are 2881489 and 2881488.

Spider Gear Sets

Part #	Description
YPKD44-P/L-30 [16005]	Powr Lok Posi spider gear kit, 30 spline
YPKC8.75-PC [16148]	Powr Lok clutch kit, OEM posi only
YPKD44-PC-AG [16151]	Powr Lok clutch kit, aggressive deisgn
YPKD44-PC-SM [16152]	Powr Lok clutch kit, smooth deisgn
YPKD44-PC-01 [16171]	Powr-Lok drive belleville plate
YPKD44-PC-02 [16172]	Powr-Lok drive flat plate
YPKD44-PC-03 [16173]	Powr-Lok driven flat plate
YPKD44-PC-04 [16174]	Powr-Lok driven belleville plate

Overhaul & Install Kits

Part #	Description
YK C8.75-A [14006]	741 Case Master Overhaul kit w/LM102912/49
YK C8.75-B [14007]	742 Case Master Overhaul kit w/LM102912/49
YK C8.75-C [14008]	489 Case Master Overhaul kit w/LM102912/49
YK C8.75-D [14009]	741 Case Master Overhaul kit w/25520/90
YK C8.75-E [14010]	742 Case Master Overhaul kit w/25520/90
YK C8.75-F [14011]	489 Case Master Overhaul kit w/25520/90
BK C8.75-A [11005]	741 Case Brg installation kit w/LM102912/49
BK C8.75-B [11006]	742 Case Brg installation kit w/LM102912/49
BK C8.75-C [11007]	489 Case Brg installation kit w/LM102912/49
BK C8.75-D [11008]	741 Case Bearing installation kit w/25520/90
BK C8.75-E [11009]	742 Case Bearing installation kit w/25520/90
BK C8.75-F [11010]	489 Case Bearing installation kit w/25520/90
PK C8.75-A [13005]	741 Case Pinion installation kit
PK C8.75-B [13006]	742 Case Pinion installation kit
PK C8.75-C [13007]	489 Case Pinion installation kit
MK C8.75-41 [12005]	741 Case Minimum installation kit
MK C8.75-42 [12006]	742 Case Minimum installation kit
MK C8.75-89 [12007]	489 Case Minimum installation kit

Axle Bearing & Seal Kits

Part #	Description
AK C8.75-GREEN [10046]	Axle bearing & seal kit, sealed ball
AK C8.75-OEM [10047]	Axle bearing & seal kit, tapered roller
AK C8.75-AX-ADJ [10051]	Brg adjuster & seal kit, w/adj. + plate
AK C8.75-OEM-COMPLETE [10052]	Axle bearing seal kit, inc. adj.

Yokes

Part #	Description
YY C4529480 [41006]	7260 U/Joint, 10 spline
YY C4529481 [41007]	7260 U/Joint, 29 spline
YY C4529482 [41008]	7290 U/Joint, 10 spline
YY C4529483 [41009]	7290 U/Joint, 29 spline
YY C7290-STRAP [41013]	7290 U/Joint strap kit
YY C8.75-1350-A [41126]	1350 U/Joint, 10 spline, aluminum
YY C8.75-1350-B [41127]	1350 U/Joint, 10 spline, billet steel
YY C8.75-1350-C [41014]	1350 U/Joint, 10 spline
YY C8.75-1350-F [41015]	1350 U/Joint, 29 spline
YY C8.75-7260-A [41128]	7260 U/Joint, 10 spline, aluminum
YY C8.75-7260-B [41129]	7260 U/Joint, 10 spline, billet steel
YY C8.75-7290-A [41130]	7290 U/Joint, 10 spline
YY C8.75-7290-B [41131]	7290 U/Joint, 10 spline, billet steel
YY C8.75-7290-Z [41133]	7290 U/Joint, 10 spline, aluminum
YY STR-001 [41192]	7260 U/Joint strap & two bolts
YY STR-006 [41197]	7290 U/Joint strap

Shim Kits

Part #	Description
SK 72921 [55030]	Pinion preload shim kit
SK CSC8.75 [55039]	Solid spacer kit w/shim kit
SK GM9.5 [55059]	Pinion depth shim kit, 42 & 89 case
SK T8 [55064]	Pinion depth shim kit, 41 case

Small Parts

Part #	Description
YP C8.75-ADJ [32033]	Forged side adjuster
YSPBLT-005 [33035]	Ring gear bolt
YSPBLT-051 [33233]	Side adjuster lock bolt
YSPBLT-073 [33246]	U/Joint strap bolt
YSPCS-009 [33092]	489 Case crush sleeve
YSPFP-02 [33462]	Fill plug
YSPPN-002 [33137]	Pinion nut, 10 spline
YSPPN-008 [33142]	Pinion nut, 29 spline
YSPPN-028 [33162]	Pinion nut washer, 10 spline
YSPPN-029 [33163]	Pinion nut washer, 29 spline
YSPSTUD-016 [33186]	Axle stud
YSPTW-017 [33287]	Pinion gear thrust washer
YSPXP-021 [33326]	Powr Lok floater roll pin
YSPXP-029 [33334]	Roll pin for cross pin shaft
YSPXP-062 [33462]	Powr Lok button kit
YP DOC8.75-KIT [32370]	Dropout stud kit

Traction Aids & Spools

Part #	Description
YP FSC8.75-30 [32040]	30 Spline steel spool
YP FSC8.75-35 [32167]	35 Spline steel spool

Dropout Gasket

Part #	Description
YCGC8.75 [23001]	Dropout gasket

Seals

Part #	Description
YMS5126 [30121]	741 & 489 Case pinion seal
YMS7216 [30171]	742 Case pinion seal
YMS8695S [30198]	Inner axle seal for use w/Set 7 bearing
YMS8704S [30199]	Outer axle seal for use w/Set 7 bearing
YMS99187 [30228]	Pinion Redi-Sleeve
YMSC1027 [30394]	Wheel bearing gasket, steel
YMSC1028 [30395]	Wheel bearing gasket, foam

Performance Dropouts

Part #	Description
YP DOC8.89 [32052]	489 Case nodular iron dropout

CHRYSLER



Chrysler 9.25" Rear / C235 "ZF"

Chrysler, Dodge, Plymouth

R/G Diameter: 9.25" R/G Bolts: (12) 7/16" x 18 LH ('10 & down) or (12) 14 x 1.0 ('11 & up) Cover Bolts: 12 Carrier Breaks: None Pinion Shaft Dia. / Spline: 1.875" / 29

Ring & Pinion Gear Sets

Part #	Ratio
YG C9.25-321 [24012]	3.21 '10 & down
YG C9.25-355 [24013]	3.55, '10 & down
YG C9.25-390 [24014]	3.90, '10 & down
YG C9.25-411 [24015]	4.11, '10 & down
YG C9.25-456 [24016]	4.56, '10 & down
YG C9.25-488 [24017]	4.88, '10 & down
YG C9.25B-321B [24711]	3.21, '11 & up
YG C9.25B-355B [24638]	3.55, '11 & up
YG C9.25B-390B [24639]	3.90, '11 & up
YG C9.25B-411B [24640]	4.11, '11 & up
YG C9.25B-456B [24641]	4.56, '11 & up
YG C9.25B-488B [24642]	4.88, '11 & up

Axle Bearing & Seal Kit

Part #	Description
AK 1559 [10001]	Axle bearing & seal kit 2.530" O.D.
AK 1561FD [10002]	Axle bearing & seal kit 2.985" O.D.
AK 6410 [10048]	Axle bearing & seal kit, 2.536" O.D., '04 & up Durango, '07 & up truck & van

Overhaul & Install Kits

Part #	Description
YK C9.25-R-A [14012]	Master Overhaul kit, '00 and down
YK C9.25-R-B [14135]	Master Overhaul kit, '01-'10
YK C9.25ZF [14216]	Master Overhaul Kit, '11 & up
BK C9.25-R [11011]	Bearing installation kit, '00 and down
BK C9.25-R-B [11099]	Bearing installation kit, '01-'10
BK C9.25ZF [11125]	Bearing installation kit, '11 & up
PK C9.25-R [13011]	Pinion installation kit, '00 and down
PK C9.25ZF [13109]	Pinion installation kit, '11 & up
MK C9.25-R [12008]	Minimum installation kit
CK C9.25R [57001]	Carrier installation kit

Spider Gear Kit

Part #	Description
YPKC9.25B-S-31B [16182]	Standard spider gear kit, '11 & up, 31 spline
YPKC9.25-S-31 [16004]	Standard spider gear kit, '10 & down 31 spline
YPKD44-PC-T/L [16153]	Trac Loc clutch kit

Yokes

Part #	Description
YY C3432485 [41001]	7260 U/Joint
YY C3432487 [41002]	7290 U/Joint
YY C52105064 [41012]	Round companion flange
YY C7290-STRAP [41013]	7290 Strap kit
YY STR-001 [41192]	7260 U/Joint strap & two bolts
YY STR-004 [41195]	1310 & 1330 U/Joint strap & two bolts
YY STR-006 [41197]	7290 U/Joint strap

Shim Kits

Part #	Description
SK CSGM8.5 [55048]	Crush sleeve eliminator kit
SK GM9.5 [55059]	Pinion depth shims

Small Parts

Part #	Description
YSPABS-005 [33212]	ABS tone ring, 108 tooth, for use with 5 lug Axles
YSPABS-006 [33213]	ABS tone ring, 117 tooth, for use with 8 lug Axles
YSPABS-033 [33566]	ABS tone ring for axle, 48 tooth, 3.7", '07 & up
YSPBLT-003 [33033]	Ring gear bolt
YSPBLT-038 [33067]	Cross pin bolt
YSPBLT-051 [33233]	Side adjuster lock bolt
YSPBLT-056 [33238]	Cross pin bolt
YSPBLT-073 [33246]	U/Joint strap bolt
YSPBLT-078 [33553]	Ring gear bolt, '10 & up, metric threads
YSPCC-001 [33074]	.175" C/Clip
YSPCC-002 [33075]	.205" C/Clip
YSPCG-001 [33249]	Trac Loc Posi clutch guide
YSPCG-003 [33352]	Dura Grip Posi clutch guide
YSPCS-011 [33094]	Crush sleeve
YSPPN-008 [33142]	Pinion nut
YSPPN-038 [33253]	Pinion nut, flanged style
YSPSA-001 [33256]	Side adjuster
YSPSA-003 [33258]	Side adjuster lock
YSPTW-004 [33274]	Pinion gear thrust washer
YSPTW-008 [33278]	Side gear thrust washer kit
YSPTW-076 [33552]	Side gear thrust washer kit, '11 & up
YSPXP-004 [33309]	Notched Cross pin shaft, standard open
YSPXP-005 [33310]	Cross pin shaft, Trac Loc
YSPXP-006 [33311]	Cross pin shaft, standard open
YSPFP-03 [33463]	Rubber cover plug

Carrier Cases

Part #	Description
YC C4384222 [20008]	Standard case, bare, '10 & down
YC C925503 [20137]	Standard case, bare '11 & up
YC C9.25-DG [20015]	Dura Grip case, bare
YC C68050784 [20145]	Loaded standard case, '11 & up

Covers & Cover Gaskets

Part #	Description
YCGC9.25 [23002]	Cover gasket
YP C1-C9.25 [32001]	Chrome cover
YP C5-C9.25-R [32314]	Steel Cover

Seals

Part #	Description
YMS5126 [30121]	Pinion seal
YMS8835S [30201]	Axle seal
YMS99187 [30228]	Pinion redi sleeve
YMS710067 [30140]	Axle seal, 2.985" O.D.
YMS710481 [30160]	Pinion seal, '00 & up
YMS710498 [30162]	Late Mod, Axle Seal, 2.580" OD fits 1.705" axle

Traction Aids & Spools

Part #	Description
YDGC9.25-31-1 [26019]	Dura Grip Posi
YDGC9.25ZF-31-1 [26036]	Dura Grip Posi, '11 & up

CHRYSLER

Chrysler 9.25" Front

2003 & Up Extra HD 3/4 & 1 Ton

R/G Diameter: 9.25" R/G Bolts: (12) 7/16" x 18 LH Cover Bolts: 12 Carrier Breaks: None Pinion Shaft Dia. / Spline: 1.875" / 29

Ring & Pinion Gear Sets

Part #	Ratio
YG C9.25R-342R [24567]	3.42
YG C9.25R-342R-14 [24773]	3.42, '14 & up
YG C9.25R-373R [24209]	3.73
YG C9.25R-373R-14 [24772]	3.73, '14 & up
YG C9.25R-411R [24214]	4.11
YG C9.25R-411R-14 [24771]	4.11, '14 & up
YG C9.25R-456R [24210]	4.56
YG C9.25R-488R [24611]	4.88

Covers & Cover Gaskets

Part #	Description
YP C5-C9.25-F [32313]	Steel Cover

Spider Gear Kit

Part #	Description
YPKC9.25-S-33-STRAIGHT [16067]	Standard spider gear kit, 33 spline

Yokes

Part #	Description
YY C5086696 [41117]	Pinion yoke
YY C68214643 [41222]	Pinion flange

Ball Joint

Part #	Description
YSPBJ-002 [33444]	Lower ball joint
YSPBJ-003 [33445]	Upper ball joint
YSPBJ-004 [33446]	Ball joint kit

Traction Aids & Spools

Part #	Description
YP C9.25F-E [32368]	E-locker
YP PC9.25-ZF [32348]	Positraction

Shim Kits

Part #	Description
SK GM9.5 [55059]	Pinion depth shim kit

Spin Free Kit

Part #	Description
YA WU-04 [21728]	'08 Dodge SRW
YA WU-05 [21729]	'08 Dodge DRW
YA WU-09 [21791]	'09 Dodge 2500/3500, SRW
YA WU-10 [21792]	'10-'11 Dodge 2500/3500, DRW
YA WU-11 [21816]	'09 Dodge 2500/3500, DRW
YA WU-12 [21817]	'10-'12 Dodge 2500/3500, DRW
YA WU-13 [21810]	'12-'17 Dodge 2500/3500, DRW
YA WU-14 [21818]	'12-'17 Dodge 2500/3500, DRW

Small Parts

Part #	Description
YSPBF-039 [33544]	Stub axle dust shield
YSPBLT-017 [33047]	Ring gear bolt
YSPCS-016 [33099]	Crush sleeve
YSPPN-008 [33142]	Pinion nut
YSPSA-005 [33260]	Side adjuster

Seals

Part #	Description
YMSC1007 [30236]	Inner axle seal
YMSC1008 [30237]	Pinion Seal

Carrier Cases

Part #	Description
YC C925500 [20016]	Standard case, bare, & '07 & up
YC C925502 [20017]	Standard case, loaded & '07 & up
YC C925504 [20151]	Standard case, loaded & '14 & up
YC G40013506 [20097]	Standard case, Loaded & '06 & down

Overhaul & Install Kits

Part #	Description
YK C9.25-F [14127]	Master Overhaul kit
BK C9.25-F [11096]	Bearing installation kit
PK C9.25-F [13094]	Pinion installation kit
MK C9.25-F [12078]	Minimum installation kit

Chrysler 10.5"

2003 & Up Extra HD 3/4 & 1 Ton

R/G Diameter: 10.5" R/G Bolts: (12) 9/16" x 18 Cover Bolts: 14 Carrier Breaks: None Pinion Shaft Dia. / Spline: 1.750" / 30

Ring & Pinion Gear Sets

Part #	Ratio
YG C10.5-373 [24205]	3.73
YG C10.5-411 [24206]	4.11
YG C10.5-456 [24207]	4.56

Spider Gear Sets

Part #	Description
YPKC10.5-S-30 [16145]	Standard spider gear kit, 30 spline

Overhaul & Install Kits

Part #	Description
YK C10.5 [14131]	Master Overhaul Kit

Yokes

Part #	Description
YY C5189950 [41202]	'03 & up, 4 bolt square flange yoke

Seals

Part #	Description
YMS2286 [30023]	Pinion seal
YMSG1015 [30281]	Pinion seal

Small Parts

Part #	Description
YSPABS-001 [33208]	ABS tone ring
YSPBLT-057 [33239]	Ring Gear Bolt
YSPCS-012 [33095]	Crush Sleeve
YSPPN-040 [33559]	Pinion nut washer
YSPTW-005 [33275]	Side gear thrust washer
YSPTW-006 [33276]	Pinion gear thrust washer
YSPXP-001 [33306]	Cross pin shaft, standard open

Traction Aids & Spools

Part #	Description
YP PC10.5-HELIC [32243]	Helical Gear Positraction
YP PC10.5-E [32378]	Helical e-locker, with coil

Carrier Cases

Part #	Description
YC C105500 [20000]	Standard case, bare

Chrysler 11.5"

2003 & Up Extra HD 3/4 & 1 Ton

R/G Diameter: 11.5" R/G Bolts: 14 x 1.5 RH Cover Bolts: 14 Carrier Breaks: None Pinion Shaft Dia. / Spline: 1.750" / 30

Ring & Pinion Gear Sets

Part #	Ratio
YG GM11.5-342 [24440]	3.42
YG GM11.5-373 [24441]	3.73
YG GM11.5-411 [24442]	4.11
YG GM11.5-430 [24603]	4.30
YG GM11.5-444 [24064]	4.44
YG GM11.5-456 [24443]	4.56
YG GM11.5-488 [24445]	4.88
YG GM11.5-513 [24446]	5.13
YG C11.5B-342B [24684]	3.42, '14 & up
YG C11.5B-373B [24685]	3.73, '14 & up
YG C11.5B-410B [24686]	4.11, '14 & up

Spider Gear Sets

Part #	Description
YPKC11.5-S-30 [16006]	Standard spider gear set, 30 spline

Overhaul & Install Kits

Part #	Description
YK GM11.5 [14066]	Master Overhaul kit, mid-'11 & down
YK GM11.5-B [14206]	Master Overhaul kit, mid-'11 & up
BK GM11.5 [11102]	Bearing installation kit, mid-'11 & down
BK GM11.5-B [11113]	Bearing installation kit, mid-'11 & up
PK GM11.5 [13055]	Pinion installation kit, mid-'11 & down
PK GM11.5-B [13103]	Pinion installation kit, mid-'11 & up
MK GM11.5 [12042]	Minimum installation kit, all years
YK AAM11.5-C [14219]	Master Overhaul kit, '14 & up
YK AAM11.5-CONV [14221]	Master Overhaul kit, '14 & up
PK AAM11.5-CONV [13114]	Pinion installation kit, '14 & up

Yokes

Part #	Description
YY C5189950 [41202]	'03 & up, 4 bolt square flange yoke
YY GM12471500 [41072]	1410 U/Joint
YY GM40007479 [41087]	1480 U/Joint
YY UB-005 [41191]	1480 U/Joint U-Bolt kit

Axle Bearing & Seal Kits

Part #	Description
AK C11.5 [10049]	SRW, Axle bearing & seal kit
AK C11.5-DRW [10050]	DRW, Axle Bearing & seal kit

Small Parts

Part #	Description
YSPABS-002 [33209]	ABS tone ring
YSPBLT-057 [33034]	Ring gear bolt
YSPCS-015 [33098]	Crush sleeve
YSPCS-058 [33568]	Crush sleeve
YSPFP-05 [33567]	Magnetic fill plug
YSPPN-017 [33151]	Pinion nut
YSPSA-007 [33262]	Side adjuster
YSPTW-049 [33387]	Side gear thrust washer
YSPTW-050 [33388]	Pinion gear thrust washer
YSPXP-040 [33408]	Cross pin bolt lock ring
YSPXP-041 [33409]	Cross pin shaft

Traction Aids & Spools

Part #	Description
YDGGM11.5-30 [26033]	Dura Grip Positraction, 30 spline
YGLGM11.5-30 [28013]	Grizzly Locker, 30 spline
YGLGM11.5-38 [28014]	Grizzly Locker, 38 spline
YP FSGM11.5-30 [32185]	Steel spool, 30 spline
YP FSGM11.5-38 [32186]	Steel spool, 38 spline
YP PC11.5-HELIC [32244]	Helical gear positraction, 30 spline

Carrier Cases

Part #	Description
YC C115500 [20001]	Standard case, loaded
YC G40000278 [20094]	Standard case, loaded

Covers & Cover Gaskets

Part #	Description
YCGGM11.5 [23013]	Dropout gasket
YP C5-GM11.5 [32330]	Steel Cover, w/o fill plug
YCGGM11.5-B [23031]	Cover gasket, rubber

Seals

Part #	Description
YMS710564 [30167]	SRW wheel seal
YMS710563 [30166]	DRW wheel seal
YMSG1015 [30281]	Pinion seal
YMSG1025 [30356]	Pinion seal, '14 & up

Shim Kits

Part #	Description
SK 20112 [55006]	Pinion depth shim kit

Magna Steyr 275MM

2008 - 2012 Ram 4500 & 5500

R/G Diameter: 10.83" (275mm) R/G Bolts: (12) Carrier Breaks: None Pinion Shaft Dia. / Spline: 1.967" / 38

Overhaul & Install Kits

Part #	Description
YK CMS-A [14207]	Master Overhaul kit

Yokes

Part #	Description
YY C68034428AA [41125]	Flange yoke

Shim Kits

Part #	Description
SK CMS-01 [55072]	Pinion depth shim kit
SK CMS-02 [55073]	Carrier shim kit
SK CMS-03 [55074]	Preload shim

Small Parts

Part #	Description
YSPPN-039 [33547]	Pinion nut

Seals

Part #	Description
YMSC1021 [30250]	Pinion seal

CHRYSLER



Chrysler 198

Chrysler 300, Charger, Magnum, Challenger

R/G Diameter: 7.79" (198mm) R/G Bolts: (10) 10mm Cover Bolts: 10 Carrier Breaks: None Pinion Shaft Dia. / Spline: 1.750" / 30

Overhaul & Install Kits

Part #	Description
YK C198 [14132]	Master Overhaul Kit

Yokes

Part #	Description
YY C198-A [41114]	Pinion yoke, 1.86" tall, 110mm bolt circle
YY C198-B [41115]	Pinion yoke, 2.19" tall, 100mm bolt circle

Small Parts

Part #	Description
YSPBF-009 [33008]	Outer slinger
YSPBLT-040 [33069]	Ring gear bolt
YSPCS-046 [33128]	Crush Sleeve
YSPPN-036 [33170]	Pinion Nut
YSPSR-004 [33265]	Snap ring

Carrier Cases

Part #	Description
YC C198500 [20003]	Standard open case, bare

Seals

Part #	Description
YMSC1016 [30245]	Side Seal
YMSC1018 [30247]	Pinion Seal

Chrysler 200IFS

Grand Cherokee & Commander

R/G Diameter: 7.9" (200mm) R/G Bolts: 10 (10m) Cover Bolts: 10 Carrier Breaks: None Pinion Shaft Dia. / Spline: 1.625 / 27

Ring & Pinion Gear Sets

Part #	Ratio
YG C200R-411R [24628]	4.11

Overhaul & Install Kits

Part #	Description
YK C200 [14211]	Master Overhaul kit

Yokes

Part #	Description
YY C52111954AB [41121]	Round companion flange

Small Parts

Part #	Description
YSPBF-034 [33228]	Oil slinger
YSPBLT-002 [33032]	Ring gear bolt, metric
YSPCS-013 [33096]	Crush sleeve
YSPPN-001 [33136]	Pinion nut
YSPSR-001 [33207]	Snap ring

Seals

Part #	Description
YMSC1017 [30246]	Pinion seal
YMSC1024 [30350]	Axle seal, LH
YMSC1014 [30280]	Axle seal, RH

Chrysler 210

Chrysler 300, Charger, Magnum, Challenger

R/G Diameter: 8.27" (210mm) R/G Bolts: (10) 10mm Cover Bolts: 10 Carrier Breaks: None Pinion Shaft Dia. / Spline: 1.750" / 30

Overhaul & Install Kits

Part #	Description
YK C210 [14133]	Master Overhaul Kit

Yokes

Part #	Description
YY C198-A [41114]	Pinion yoke, 1.86" tall, 110mm bolt circle
YY C198-B [41115]	Pinion yoke, 2.19" tall, 100mm bolt circle

Small Parts

Part #	Description
YSPBF-009 [33008]	Outer slinger
YSPBLT-041 [33070]	Ring gear bolt
YSPCS-046 [33128]	Crush sleeve
YSPPN-036 [33170]	Pinion nut
YSPSR-003 [33264]	Carrier snap ring

Carrier Cases

Part #	Description
YC C210500 [20004]	Standard open case, bare

Seals

Part #	Description
YMSC1019 [30248]	Stub axle seal
YMSC1022 [30251]	Pinion Seal

Chrysler Sprinter Van

Sprinter Van

R/VG Diameter: 8.5" (216mm) R/VG Bolts: (10) 7/16" x 20 LH Cover Bolts: 10 Carrier Breaks: 3.73 / 4.10 Pinion Shaft Dia. / Spline: 1.625" / 30

Ring & Pinion Gear Sets

Part #	Ratio
YG CSPRINTER-373 [24687]	3.73

Overhaul & Install Kits

Part #	Description
YK CSPRINTER [14136]	Master Overhaul kit

Carrier Cases

Part #	Description
YC SPRINTER [20149]	Standard open case, loaded

Seals

Part #	Description
YMS710462 [30158]	DRW outer axle seal
YMS710468 [30159]	SRW outer axle seal
YMSC1009 [30238]	Pinion seal
YMSC1011 [30240]	Inner axle seal

Yokes

Part #	Description
YY C5134541 [41119]	Pinion yoke

Shim Kits

Part #	Description
SK GM9.5 [55059]	Pinion depth shim kit
SK 30291 [55012]	Pinion depth shim kit

Small Parts

Part #	Description
YSPBLT-050 [33232]	Ring gear bolt
YSPCS-045 [33127]	Crush Sleeve, Feb '02 & down
YSPCS-050 [33252]	Crush sleeve, Feb '02 & up
YSPPN-005 [33140]	Pinion Nut
YSPPN-006 [33141]	Pinion Nut
YSPCS-061 [33595]	Crush sleeve, '07-'09

AMC Model 20

Chrysler, Dodge, Plymouth, Jeep

R/VG Diameter: 8.875" R/VG Bolts: (8) 7/16" x 20 RH Cover Bolts: 12 Carrier Breaks: 2.76 / 3.07 Pinion Shaft Dia. / Spline: 1.625" / 28

Ring & Pinion Gear Sets

Part #	Ratio
YG M20-331 [24521]	3.31
YG M20-354 [24522]	3.54
YG M20-373 [24523]	3.73
YG M20-411 [24175]	4.11
YG M20-456 [24176]	4.56
YG M20-488 [24177]	4.88

Spider Gear Sets

Part #	Description
YPKC8.75-PC [16148]	Powr Lok clutch kit, OEM posi only
YPKM20-PC-T/L [16165]	Trac Loc clutch kit
YPKM20-S-29 [16126]	Standard spider gear set, 29 spline

Overhaul & Install Kits

Part #	Description
YK M20 [14108]	Master Overhaul kit
BK M20 [11081]	Bearing installation kit
PK M20 [13082]	Pinion installation kit
MK M20 [12066]	Minimum installation kit

Axle Bearing & Seal Kits

Part #	Description
AK M20 [10039]	Axle brg & seal kit, two piece Axles, set 9 brg
AK M20-1PIECE [10040]	Axle brg & seal kit, one piece Axles, set 9 brg
AK SET10 [10042]	Axle Bearing & Seal Kit, set 10 brg
YP CJBORG-SEALED [32129]	Axle brg, old style moser 1-piece Axles

Yokes

Part #	Description
YY M20-1310-28S [41095]	1310 U/Joint, strap style
YY M20-1310-28U [41096]	1310 U/Joint, U-Bolt style
YY M20-1350-28S [41097]	1350 U/Joint, strap style
YY UB-002 [41198]	1310 U/Joint U-Bolt kit

Shim Kits

Part #	Description
SK 25300 [55009]	Pinion depth shim kit
SK 30214 [55010]	Carrier Shim Kit
SK M20-3 [55060]	.003" Axle end play shim
SK M20-5 [55061]	.005" Axle end play shim

Small Parts

Part #	Description
YSPBLT-010 [33040]	Ring gear bolt
YSPBLT-075 [33286]	Cover bolt
YSPCS-002 [33085]	Crush sleeve
YSPPN-012 [33146]	Pinion nut
YSPSTUD-011 [33181]	Axle stud
YSPTW-013 [33283]	Side gear thrust washer
YSPTW-031 [33301]	Pinion gear thrust washer
YSPXP-027 [33332]	Cross pin shaft
YSPXP-029 [33334]	Roll pin for cross pin shaft
YSPXP-061 [33535]	Axle spacer button, standard & Trac Loc

Traction Aids & Spools

Part #	Description
YP FSM20-3-29 [32049]	Steel spool, 3.08 & up, 29 spline

Covers & Cover Gaskets

Part #	Description
YCGM20 [23025]	Cover gasket
YP C1-M20 [32019]	Chrome cover
YP C2-M20 [32031]	Polished aluminum cover

Seals

Part #	Description
YMS470331N [30079]	Pinion seal
YMS7687S [30175]	Inner axle seal, set 9 bearing
YMS8549S [30190]	Outer axle seal, set 9 bearing
YMS9912 [30218]	Outer axle seal, set 10 bearing
YMS51098 [30117]	Inner axle seal, set 10 bearing

CHRYSLER / AMC



Ring & Pinion Gear Sets

Part #	Ratio
YG M35-307 [24178]	3.07
YG M35-355 [24179]	3.55
YG M35-373 [24180]	3.73
YG M35-411 [24181]	4.11
YG M35-456 [24182]	4.56
YG M35-488 [24183]	4.88
YG M35-513 [24629]	5.13
YG M35SUP-355HD [24533]	3.55, "Super 35", 7/16" ring gear bolts
YG M35SUP-373HD [24534]	3.73, "Super 35", 7/16" ring gear bolts

Spider Gear Sets

Part #	Description
YPKC8.25-PC-T/L [16147]	Trac Loc clutch kit
YPKM35-S-27-1.5 [16128]	Standard spider gear set, 1.560" Side gear bore, 27 spline
YPKM35-S-27-1.6 [16129]	Standard spider gear set, 1.625" Side gear bore, 27 spline
YPKM35-T/L-27 [16130]	Trac loc spider gear set, 27 spline

Overhaul & Install Kits

Part #	Description
YK M35 [14109]	Master Overhaul kit
YK M35-30 [14110]	Master Overhaul kit, 30 spline Axles
YK M35-GRAND [14111]	Master Overhaul kit, "Super 35", WJ Grand Cherokee
BK M35 [11082]	Bearing installation kit
BK M35-GRAND [11083]	Bearing installation kit, "Super 35", WJ Grand Cherokee
PK M35 [13083]	Pinion installation kit
MK M35 [12067]	Minimum installation kit
CK M35 [57011]	Carrier installation kit, 27 spline
CK M35-30 [57012]	Carrier installation kit, 30 spline

Axle Bearing & Seal Kits

Part #	Description
AK 1563 [10004]	Axle bearing & seal kit, 2.250" O.D., C/Clip Axles
AK M35-SUPER [10041]	Axle bearing & seal kit, "Super 35"
AK SET9 [10043]	Axle bearing & seal kit, bolt-in Axles

Yokes

Part #	Description
YY M35-1310-26S [41098]	1310 U/Joint, strap style
YY M35-1310-26U [41170]	1310 U/Joint, U-Bolt style
YY M35-1330-26L [41099]	1330 U/Joint, strap style
YY M35-7290-26S [41100]	7290 U/Joint, strap style
YY STR-004 [41195]	1310 & 1330 U/Joint strap & two bolts

Shim Kits

Part #	Description
SK 31402 [55014]	Pinion depth shim kit
SK SSM35 [55063]	Super carrier shim kit

Small Parts

Part #	Description
YSPABS-009 [33216]	ABS tone ring, 51 tooth, 2.7"
YSPABS-012 [33219]	ABS tone ring, 54 tooth, 2.7"
YSPABS-014 [33221]	ABS tone ring, 54 tooth, 3.5"
YSPABS-031 [33551]	Axle ABS ring, 48 tooth, 3.85"
YSPBLT-008 [33038]	Ring gear bolt, 3/8"
YSPBLT-010 [33040]	Ring gear bolt, 7/16"
YSPBLT-048 [33230]	Cross pin bolt
YSPBLT-075 [33286]	Cover bolt
YSPCC-003 [33076]	C/Clip

Small Parts (Cont.)

Part #	Description
YSPCS-010 [33093]	Crush sleeve
YSPPN-012 [33146]	Pinion nut
YSPRET-006 [33468]	Axle retainer plate, 3/8" bolt holes
YSPRET-011 [33473]	Axle retainer plate, "Super 35" rear
YSPRET-014 [33550]	Axle bearing retainer plate, 3 x 2 7/8"
YSPSTUD-001 [33171]	Axle stud
YSPSTUD-010 [33180]	Axle stud
YSPSTUD-011 [33181]	Axle stud
YSPTW-019 [33289]	Pinion gear thrust washer, Trac Loc only
YSPTW-021 [33291]	Pinion gear thrust washer, 0.685" I.D.
YSPTW-022 [33292]	Side gear thrust washer, 1.625" I.D.
YSPXP-014 [33319]	Cross pin shaft, standard open, roll pin design
YSPXP-015 [33320]	Roll pin for cross pin shaft
YSPXP-016 [33321]	Cross pin shaft, Trac Loc, bolt design
YSPXP-017 [33322]	Cross pin shaft, standard open, bolt design
YSPXP-029 [33334]	Roll pin for cross pin shaft

Traction Aids & Spools

Part #	Description
YDGM35-4-27-1 [N/A]	Dura Grip Posi, 3.54 & up, 27 spline
YGLM35-4-27 [28016]	Grizzly Locker, 3.54 & up, 27 spline
YGLM35-4-30 [28017]	Grizzly Locker, 3.54 & up, 30 spline
YZLM35-4-27 [34027]	Zip Locker, 3.54 & up, 27 spline
YZLM35-4-30 [34028]	Zip Locker, 3.54 & up, 30 spline

Carrier Cases

Part #	Description
YC D43233 [20021]	Trac Loc case, 3.54 & up
YC D44590 [20023]	Standard case, 3.54 & up, 1.560" side gear bore
YC D74054 [20061]	Standard loaded carrier, 3.54 & up
YC D74209 [20062]	Standard case, 3.54 & up, loaded
YC D75053 [20064]	Standard loaded carrier, 3.31 & down
YC D2007299 [20155]	Standard loaded carrier, '07-'09 Wrangler
YC D2007300 [30405]	Standard spider gear kit, '07-'09 Wrangler

Covers & Cover Gaskets

Part #	Description
YCGM35 [23026]	Cover gasket
YHCC-M35 [29014]	Hardcore Differential Cover
YP C1-M35 [32020]	Chrome cover
YP C2-M35 [32032]	Polished aluminum cover
YP C5-M35-M [32335]	Steel Cover, w/ metal fill plug
YC D44649 [20148]	Bare standard case, 3.31 & down, 1.560" side gear bore

Ball Joints

Part #	Description
YSPBJ-005 [33447]	Upper ball joint
YSPBJ-006 [33448]	Lower ball joint

Seals

Part #	Description
YMS2146 [30019]	Outer axle seal, for use w/SET9 bearing
YMS4244 [30066]	Pinion seal, adapts D44 yoke for M35 housing
YMS470331N [30079]	Pinion seal
YMS473212 [30095]	Axle seal, early welded design
YMS473214 [30096]	Inner axle seal, for use w/SET9 bearing
YMS4857 [30114]	Axle seal
YMS8660S [30196]	Axle seal, 2.250" O.D., C/Clip axle
YMS1011 [30313]	Axle seal, Super 35
YMS2004101 [30370]	Pinion seal, late model Jeep

Ford / AMC Model 35IFS

Ford

R/G Diameter: 7.562" / 194mm R/G Bolts: (8) 3/8" x 24 RH Cover Bolts: 10 Carrier Breaks: 3.31 / 3.55 Pinion Shaft Dia. / Spline: 1.406" / 26

Ring & Pinion Gear Sets

Part #	Ratio
YG M35-307 [24178]	3.07, standard
YG M35-355 [24179]	3.55, standard
YG M35-373 [24180]	3.73, standard
YG M35-411 [24181]	4.11, standard
YG M35-456 [24182]	4.56, standard
YG M35-488 [24183]	4.88, standard
YG M35R-355R [24526]	3.55, reverse
YG M35R-411R [24529]	4.11, reverse
YG M35R-456R [24530]	4.56, reverse
YG M35R-488R [24213]	4.88, reverse
YG M35R-513R [24531]	5.13, reverse

Overhaul & Install Kits

Part #	Description
YK M35-IFS [14112]	Master Overhaul kit, IFS Front
BK M35-IFS [11084]	Bearing installation kit, IFS Front
PK M35-IFS [13084]	Pinion installation kit, IFS Front
MK M35-IFS [12068]	Minimum installation kit, IFS Front
CK M35 [57011]	Carrier installation kit

Yokes

Part #	Description
YY M35-1310-26S [41098]	1310 U/Joint, strap style
YY M35-1310-26U [41170]	1310 U/Joint, U-Bolt style
YY M35-1330-26L [41099]	1330 U/Joint, strap style
YY M35-7290-26S [41100]	7290 U/Joint, strap style
YY STR-004 [41195]	1310 & 1330 U/Joint strap & two bolts

Shim Kits

Part #	Description
SK 31402 [55014]	Pinion depth shim kit
SK SSM35 [55063]	Super carrier shim kit

Small Parts

Part #	Description
YSPBF-003 [33002]	Baffle
YSPBF-016 [33015]	Outer axle dust shield
YSPBF-021 [33020]	Outer slinger
YSPBLT-008 [33038]	Ring gear bolt, 3/8"
YSPBLT-075 [33286]	Cover bolt
YSPCS-010 [33093]	Crush sleeve
YSPPN-012 [33146]	Pinion nut
YSPSP-010 [33483]	Spindle nut washer for manual hub conversion
YSPSP-017 [33490]	Spindle nut for manual hub conversion
YSPSP-029 [33502]	Spindle bearing & seal kit, '93-'96 Ford
YSPSR-007 [33268]	Snap ring, inner axle
YSPSR-008 [33269]	Snap ring, outer axle
YSPSPR-001 [33263]	Spring kit for posi use in IFS Front
YSPXP-015 [33320]	.190", Roll pin for cross pin shaft
YSPXP-029 [33334]	.260", Roll pin for cross pin shaft

Carrier Cases

Part #	Description
YC D707378 [20054]	Standard loaded carrier, IFS Front

Seals

Part #	Description
YMS470331N [30079]	Pinion seal
YMS710043 [30138]	Inner axle seal, LH
YMS710428 [30154]	Stub axle seal, RH
YMS710429 [30155]	Stub axle seal, LH
YMSS1005 [30307]	Inner axle seal, RH

Spindles

Part #	Description
YP SP707166 [32263]	Spindle, '90-'93
YP SP707341 [32265]	Spindle, '94-'96

Spicer 25

Jeep

R/G Diameter: 7.75" R/G Bolts: (8) 3/8" x 24 RH Cover Bolts: 10 Carrier Breaks: 3.75 / 3.92 Pinion Shaft Dia. / Spline: 1.375" / 10

Spider Gear Sets

Part #	Description
YPKD27-S-10 [16069]	Standard spider gear kit, 10 spline
YPKD30-PC-P/L [16149]	Powr Lok clutch kit

Overhaul & Install Kits

Part #	Description
YK D25 [14013]	Master Overhaul kit
BK D25 [11012]	Bearing installation kit
PK D25 [13012]	Pinion installation kit
MK D25 [12009]	Minimum installation kit

Shim Kits

Part #	Description
SK 706386 [55023]	Complete shim kit

Small Parts

Part #	Description
YSPBF-003 [33002]	Oil baffle
YSPBF-012 [33011]	Inner slinger
YSPBF-013 [33012]	Outer slinger
YSPBLT-008 [33038]	Ring gear bolt
YSPBLT-075 [33286]	Cover bolt
YSPPN-009 [33143]	Pinion nut
YSPPN-029 [33163]	Pinion nut washer
YSPTW-012 [33282]	Pinion gear thrust washer
YSPTW-014 [33284]	Side gear thrust washer

Seals

Part #	Description
YMS5778 [30128]	Pinion seal
YMS99155 [30222]	Pinion yoke redi sleeve
YMS40576S [30050]	Inner axle seal

AMC / SPICER



Spicer 27

Jeep

R/G Diameter: 7.12" R/G Bolts: (8) 3/8" x 24 RH Cover Bolts: 10 Carrier Breaks: 3.73 / 3.92 Pinion Shaft Dia. / Spline: 1.375" / 26

Spider Gear Sets

Part #	Description
YPKD27-S-10 [16069]	Standard spider gear kit, 10 spline
YPKD30-PC-P/L [16149]	Powr Lok clutch kit

Overhaul & Install Kits

Part #	Description
YK D27 [14014]	Master Overhaul kit
BK D27 [11013]	Bearing installation kit
PK D27 [13013]	Pinion installation kit
MK D27 [12010]	Minimum installation kit

Shim Kits

Part #	Description
SK 706377 [55022]	Complete shim kit

Small Parts

Part #	Description
YSPBF-003 [33002]	Oil baffle
YSPBF-012 [33011]	Inner slinger
YSPBF-013 [33012]	Outer slinger
YSPBLT-008 [33038]	Ring gear bolt
YSPBLT-075 [33286]	Cover bolt
YSPPN-009 [33143]	Pinion nut
YSPPN-029 [33163]	Pinion nut washer
YSPTW-012 [33282]	Pinion gear thrust washer
YSPTW-014 [33284]	Side gear thrust washer

Seals

Part #	Description
YMS40576S [30050]	Inner axle seal
YMS5778 [30128]	Pinion seal
YMS99155 [30222]	Pinion Redi-Sleeve
YP WK-001 [32302]	Wiper kit

Spicer 28

Ford Ranger IFS, Mariner, Escape

R/G Diameter: 6.625" R/G Bolts: (10) 3/8" x 24 RH Cover Bolts: 12 Carrier Breaks: 3.45 / 3.73 Pinion Shaft Dia. / Spline: 1.312" / 23

Spider Gear Sets

Part #	Description
YPKD28-S-27 [16070]	Standard spider gear kit, 27 spline
YPKC8.25-PC-T/L [16147]	Trac Loc clutch kit

Overhaul & Install Kits

Part #	Description
YK D28 [14015]	Master Overhaul kit, IFS Front
YK D28-IRS [14137]	Master Overhaul kit, ind. rear suspension
BK D28 [11014]	Bearing installation kit
PK D28 [13014]	Pinion installation kit, IFS Front
MK D28 [12011]	Minimum installation kit, IFS Front

Yokes

Part #	Description
YY D28-1310-23S [41135]	1310 U/Joint, strap style

Shim Kits

Part #	Description
SK 707082 [55026]	Complete shim kit

Small Parts

Part #	Description
YB AX-012 [18058]	Side bearing
YSPBF-017 [33016]	Oil baffle
YSPBF-035 [33229]	Baffle kit
YSPBLT-008 [33038]	Ring gear bolt
YSPCS-007 [33090]	Crush sleeve, IRS only
YSPCS-008 [33091]	Crush sleeve
YSPPN-009 [33143]	Pinion nut
YSPPN-029 [33163]	Pinion nut washer
YSPSPR-001 [33263]	Spring kit for posi use in IFS Front

Small Parts (Cont.)

Part #	Description
YSPSR-005 [33266]	Snap ring, outer axle
YSPSR-007 [33268]	Snap ring, inner axle
YSPSR-008 [33269]	Snap ring, outer axle
YSPSP-005 [33478]	Spindle nut retainer, '92 & down
YSPSP-010 [33483]	Spindle nut washer for
YSPSP-014 [33487]	Washer (fits under snap ring)
YSPSP-015 [33488]	Spindle nut washer
YSPSP-016 [33489]	Spindle nut, '92 & down
YSPSP-017 [33490]	Spindle nut for manual hub conversion
YSPSP-026 [33499]	Spindle bearing & seal kit
YSPSP-029 [33502]	Spindle bearing & seal kit, '93-'96 Ford
YSPSP-031 [33504]	Spindle nut, '92 & down
YSPSP-032 [33505]	Spindle nut retainer & pin assembly, '93 & up
YSPTW-015 [33285]	Side gear thrust washer
YP W27988 [32296]	Spindle nut kit, '83-'89 Bronco II & Ranger
YP W32720 [32297]	Spindle nut kit, '90-'97 Explorer & Ranger

Seals

Part #	Description
YMS3543 [30036]	RH Front axle seal
YMS710065 [30139]	LH Front axle seal
YMS1003 [30305]	Pinion seal, IFS Front
YMSF1011 [30263]	Pinion seal, IRS rear
YMSF1012 [30264]	IRS axle seal

Spindles

Part #	Description
YP SP706901 [32342]	Spindle, 4 5/16" long, 1.625" brg journals

Spicer 30 CS

'92-'96 ZJ Grand Cherokee

R/VG Diameter: 7.20" / 181mm R/VG Bolts: (10) 3/8" x 24 RH Cover Bolts: 10 Carrier Breaks: 3.54 / 3.73 Pinion Shaft Dia. / Spline: 1.375" / 26

Ring & Pinion Gear Sets

Part #	Ratio
YG D30CS-355CS [24265]	3.55
YG D30CS-373CS [24266]	3.73
YG D30CS-410CS [24587]	4.10

Spider Gear Sets

Part #	Description
YPKD30-S-27 [16073]	Standard spider gear kit, 27 spline
YPKD30-PC-P/L [16149]	Powr Lok clutch kit

Overhaul & Install Kits

Part #	Description
YK D30-CS [14016]	Master Overhaul kit
BK D30-CS [11015]	Bearing installation kit
PK D30-CS [13015]	Pinion Installation kit
MK D30-CS [12012]	Minimum installation kit
CK D30 [57002]	Carrier installation kit

Yokes

Part #	Description
YY D44-1310-26S [41017]	1310 U/Joint, strap style
YY D44-1310-26U [41018]	1310 U/Joint, U-bolt style
YY D44-1330-26S [41019]	1330 U/Joint, strap style
YY D44-1330-26U [41020]	1330 U/Joint, U-bolt style
YY D44-1350-26S [41021]	1350 U/Joint, strap style
YY STR-004 [41195]	1310 & 1330 U/Joint strap & two bolts
YY UB-002 [41198]	1310 U/Joint U-Bolt kit
YY UB-003 [41199]	1330 U/Joint U-Bolt kit

Shim Kits

Part #	Description
SK 31402 [55014]	Pinion depth shim kit
SK 706087 [55018]	Carrier shim kit
SK 706377 [55022]	Complete shim kit

Small Parts

Part #	Description
YSPABS-013 [33220]	ABS tone ring, 54 tooth
YSPBF-003 [33002]	Oil baffle
YSPBF-012 [33011]	Outer slinger
YSPBF-013 [33012]	Inner slinger
YSPBLT-006 [33036]	Ring gear bolt, 1/2"
YSPBLT-008 [33038]	Ring gear bolt, 3/8"
YSPBLT-075 [33286]	Cover bolt
YSPCS-004 [33087]	Crush sleeve
YSPPN-009 [33143]	Pinion nut
YSPPN-029 [33163]	Pinion nut washer

Small Parts (Cont.)

Part #	Description
YSPTW-014 [33284]	Side gear thrust washer
YSPTW-015 [33285]	Pinion gear thrust washer
YSPXP-007 [33312]	Roll pin for cross pin shaft
YSPXP-011 [33316]	Cross pin shaft, standard open

Traction Aids & Spools

Part #	Description
YGLD30-4-27 [28000]	Grizzly Locker, 3.73 & up, 27 spl
YGLD30-4-30 [28029]	Grizzly Locker, 3.73 & up, 30 spl
YZLD30-4-27 [34016]	Zip Locker, 3.73 & up, 27 spline
YZLD30-4-30 [34017]	Zip Locker, 3.73 & up, 30 spline

Heavy-Duty Front axle U/Joint s

Part #	Description
YP SJ-297X-203 [32083]	Super Joint kit, 2 joints + full circle clips, grease & grease gun
YP SJ-297X-202 [32082]	2 Super Joints w/Full circle clips. No grease or grease gun
YP SJ-297X-201 [32081]	1 Super Joint, w/Full circle clips. No grease or grease gun

Carrier Cases

Part #	Description
YC D706007 [20025]	Standard case, 3.54 & down
YC D706008 [20026]	Standard case, 3.73 & up
YC D706008-X [20114]	Standard case, 3.73 & up, with small parts

Covers & Cover Gaskets

Part #	Description
YCGD30 [23003]	Cover gasket
YHCC-D30 [29103]	Hardcore Differential Cover
YP C1-D30-STD [32003]	Chrome cover
YP C2-D30-STD [32021]	Polished aluminum cover
YP C5-D30-STD [32316]	Steel Cover

Seals

Part #	Description
YMS5778 [30128]	Pinion seal
YMS710068 [30141]	Inner axle seal
YMS473210 [30094]	Inner axle seal, w/30 spline Axles
YMS1009 [30311]	Inner axle seal, w/30 spline Axles

Unit Bearings

Part #	Description
YB U513158 [18008]	ZJ Unit Bearing



Master Overhaul Kit

SPICER

Spicer 30 Reverse Rotation

Jeep, Pinion enters housing above axle centerline

R/VG Diameter: 7.20" / 181mm R/VG Bolts: (10) 3/8" x 24 RH Cover Bolts: 10 Carrier Breaks: 3.54 / 3.73 Pinion Shaft Dia. / Spline: 1.375" / 26

Ring & Pinion Gear Sets

Part #	Ratio
YG D30R-308R [24270]	3.08
YG D30R-354R [24271]	3.54
YG D30R-373R [24272]	3.73
YG D30R-411R [24023]	4.11
YG D30R-456R [24024]	4.56
YG D30R-488R [24025]	4.88
YG D30R-513R [24630]	5.13

Brake Rotors

Part #	Description
YP BR-03 [32354]	Brake rotor for YA WU-07 Spin Free Kit
YP BR-04 [32355]	Brake rotor for YA WU-08 Spin Free Kit

Spider Gear Sets

Part #	Description
YPKD30-S-27 [16073]	Standard spider gear kit, 27 spline
YPKD30-PC-P/L [16149]	Powr Lok clutch kit

Overhaul & Install Kits

Part #	Description
YK D30-F [14017]	Front Master Overhaul kit
BK D30-F [11016]	Front bearing installation kit
PK D30-F [13016]	Front pinion installation kit
MK D30-F [12013]	Front minimum installation kit
CK D30 [57002]	Carrier installation kit

Yokes

Part #	Description
YY D44-1310-26S [41017]	1310 U/Joint, strap style
YY D44-1310-26U [41018]	1310 U/Joint, U-bolt style
YY D44-1330-26S [41019]	1330 U/Joint, strap style
YY D44-1330-26U [41020]	1330 U/Joint, U-bolt style
YY D44-1350-26S [41021]	1350 U/Joint, strap style
YY STR-004 [41195]	1310 & 1330 U/Joint strap & two bolts
YY UB-002 [41198]	1310 U/Joint U-Bolt kit
YY UB-003 [41199]	1330 U/Joint U-Bolt kit

Shim Kits

Part #	Description
SK 31402 [55014]	Pinion depth shims
SK 706087 [55018]	Carrier shims
SK 706377 [55022]	Complete shim kit, Front only
SK 706386 [55023]	Complete shim kit

Small Parts

Part #	Description
YB AX-004 [18050]	Disconnect axle pilot brg for intermediate shaft, .813" O.D
YB AX-014 [18060]	Disconnect intermediate shaft bushing
YSPABS-013 [33220]	ABS tone ring
YSPBF-003 [33002]	Oil baffle
YSPBF-012 [33011]	Outer slinger
YSPBF-013 [33012]	Inner slinger
YSPBF-016 [33015]	Outer axle dust shield
YSPBF-037 [33442]	Inner axle dust shield
YSPBLT-008 [33038]	Ring gear bolt
YSPBLT-052 [33234]	Powr Lok case bolt
YSPBLT-075 [33286]	Cover bolt
YSPPN-009 [33143]	Pinion nut
YSPPN-029 [33163]	Pinion nut washer
YSPSP-001 [33474]	Wheel hub spindle nut, w/o washer
YSPSP-002 [33475]	Spindle nut kit
YSPSP-009 [33482]	Spindle bearing seal
YSPSP-025 [33498]	Spindle bearing & seal kit, w/ washer

Small Parts (Cont.)

Part #	Description
YSPSR-005 [33266]	Snap ring, outer axle
YSPSR-007 [33268]	Snap ring, inner axle
YSPTW-014 [33284]	Side gear thrust washer
YSPTW-015 [33285]	Pinion gear thrust washer
YSPTW-075 [33534]	Outer stub thrust washer
YSPXP-007 [33312]	Roll pin for cross pin shaft
YSPXP-011 [33316]	Cross pin shaft, standard open
YSPXP-062 [33536]	Powr Lok button kit

Traction Aids & Spools

Part #	Description
YGLD30-4-27 [28000]	Grizzly Locker, 3.73 & up, 27 spl
YGLD30-4-30 [28029]	Grizzly Locker, 3.73 & up, 30 spl
YZLD30-4-27 [34016]	Zip Locker, 3.73 & up, 27 spline
YZLD30-4-30 [34017]	Zip Locker, 3.73 & up, 30 spline

Heavy-Duty Front Axle U/Joint s

Part #	Description
YP SJ-297X-203 [32083]	Super Joint kit, 2 joints + full circle, clips grease & grease gun
YP SJ-297X-202 [32082]	2 Super Joints w/Full circle clips, No grease or grease gun
YP SJ-297X-201 [32081]	1 Super Joint, w/Full circle clips, No grease or grease gun

Carrier Cases

Part #	Description
YC D706007 [20025]	Standard case, 3.54 & down
YC D706008 [20026]	Standard case, 3.73 & up
YC D706008-X [20114]	Standard case, 3.73 & up, with small parts

Covers & Cover Gaskets

Part #	Description
YCGD30 [23003]	Cover gasket
YCGD30-DISCO [23004]	Disconnect gasket
YHCC-D30 [29103]	Hardcore Differential Cover
YP C1-D30-REV [32002]	Chrome cover
YP C5-D30-REV [32315]	Steel cover

Ball Joint

Part #	Description
YSPBJ-011 [33453]	Ball joint kit

Seals

Part #	Description
YMS5778 [30128]	Pinion seal
YMS484054 [30113]	Disconnect block-off seal
YMS710068 [30141]	Inner axle seal, 27 spline Axles
YMS473210 [30094]	Disconnect axle seal, 30 spline Axles
YMSS1009 [30311]	Inner axle seal, 30 spline Axles
YMSS1004 [30306]	Disconnect axle seal, 27 spl, 2.290" O.D.
YMSS1008 [30310]	Disconnect axle seal, 27 spl, 2.131" O.D.

Unit Bearings

Part #	Description
YB U43378 [18001]	Unit bearing, '84-'90
YB U43379 [18002]	Unit bearing, '91 & up

Spin Free Kits

Part #	Description
YA WU-07 [21731]	XJ & YJ, 5 x 4.5" bolt pattern
YA WU-08 [21732]	XJ & YJ, 5 x 5.5" bolt pattern

Spicer 30 Standard Rotation

Jeep, Bronco, Scout. Pinion enters housing below axle centerline

R/G Diameter: 7.20"/181mm R/G Bolts: (10) 3/8" x 24 RH Cover Bolts: 10 Carrier Breaks: 3.54/3.73 Pinion Shaft Dia. / Spline: 1.375" / 26

Ring & Pinion Gear Sets

Part #	Ratio
YG D30-308 [24261]	3.08
YG D30-354 [24018]	3.54
YG D30-373 [24019]	3.73
YG D30-390 [24569]	3.90
YG D30-411 [24020]	4.11
YG D30-427 [24263]	4.27
YG D30-456 [24021]	4.56
YG D30-488 [24022]	4.88
YG D30-538 [24264]	5.38

Spider Gear Sets

Part #	Description
YPKD30-S-27 [16073]	Standard spider gear kit, 27 spline
YPKD30-PC-P/L [16149]	Powr Lok clutch kit

Overhaul & Install Kits

Part #	Description
YK D30-F [14017]	Front Master Overhaul kit
YK D30-R [14018]	Rear Master Overhaul kit
BK D30-F [11016]	Front bearing installation kit
BK D30-R [11017]	Rear bearing installation kit
PK D30-F [13016]	Front pinion installation kit
PK D30-R [13017]	Rear pinion installation kit
MK D30-F [12013]	Front minimum installation kit
MK D30-R [12014]	Rear minimum installation kit
CK D30 [57002]	Carrier installation kit

Yokes

Part #	Description
YY D44-1310-26S [41017]	1310 U/Joint, strap style
YY D44-1310-26U [41018]	1310 U/Joint, U-bolt style
YY D44-1330-26S [41019]	1330 U/Joint, strap style
YY D44-1330-26U [41020]	1330 U/Joint, U-bolt style
YY D44-1350-26S [41021]	1350 U/Joint, strap style
YY STR-004 [41195]	1310 & 1330 U/Joint strap & two bolts
YY UB-002 [41198]	1310 U/Joint U-Bolt kit
YY UB-003 [41199]	1330 U/Joint U-Bolt kit

Traction aids & spools

Part #	Description
YGLD30-4-27 [28000]	Grizzly Locker, 3.73 & up, 27 spl
YGLD30-4-30 [28029]	Grizzly Locker, 3.73 & up, 30 spl
YZLD30-4-27 [34016]	Zip Locker, 3.73 & up, 27 spline
YZLD30-4-30 [34017]	Zip Locker, 3.73 & up, 30 spline

Small Parts

Part #	Description
YSPBF-003 [33002]	Oil baffle
YSPBF-012 [33011]	Outer slinger
YSPBF-013 [33012]	Inner slinger
YSPBF-016 [33015]	Outer axle dust shield
YSPBF-037 [33442]	Inner axle dust shield
YSPBLT-008 [33038]	Ring gear bolt
YSPBLT-052 [33234]	Powr Lok case bolt
YSPBLT-075 [33286]	Cover bolt
YSPPN-009 [33143]	Pinion nut
YSPPN-029 [33163]	Pinion nut washer
YSPSP-001 [33474]	Wheel hub spindle nut, w/o washer
YSPSP-002 [33475]	Spindle nut kit
YSPSP-009 [33482]	Spindle bearing seal
YSPSP-025 [33498]	Spindle bearing & seal kit, w/ washer
YSPSR-005 [33266]	Snap ring, outer axle
YSPSR-007 [33268]	Snap ring, inner axle
YSPTW-014 [33284]	Side gear thrust washer

Small Parts (Cont.)

Part #	Description
YSPTW-015 [33285]	Pinion gear thrust washer
YSPTW-075 [33534]	Outer stub thrust washer
YSPXP-007 [33312]	Roll pin for cross pin shaft
YSPXP-011 [33316]	Cross pin shaft, standard open
YSPXP-062 [33536]	Powr Lok button kit

Heavy-Duty Front axle U/Joint s

Part #	Description
YP SJ-297X-203 [32083]	Super Joint kit, 2 joints + full circle clips, grease & grease gun
YP SJ-297X-202 [32082]	2 Super Joints w/Full circle clips. No grease or grease gun
YP SJ-297X-201 [32081]	1 Super Joint, w/Full circle clips. No grease or grease gun

Carrier Cases

Part #	Description
YC D706007 [20025]	Standard case, 3.54 & down
YC D706008 [20026]	Standard case, 3.73 & up
YC D706008-X [20114]	Standard case, 3.73 & up, with small parts

Covers & Cover Gaskets

Part #	Description
YCGD30 [23003]	Cover gasket
YHCC-D30 [29103]	Hardcore Differential Cover
YP C1-D30-STD [32003]	Chrome cover
YP C2-D30-STD [32021]	Polished aluminum cover
YP C5-D30-STD [32316]	Steel Cover

Ball Joints

Part #	Description
YSPBJ-011 [33453]	Ball joint kit
YSPBJ-012 [33454]	Ball joint kit

Shim Kits

Part #	Description
SK 31402 [55014]	Pinion depth shim kit
SK 706087 [55018]	Carrier shim kit
SK 706377 [55022]	Complete shim kit, Front only
SK 706386 [55023]	Complete shim kit, Front or rear

Seals

Part #	Description
YMS4131 [30054]	Wheel seal
YMS5778 [30128]	Pinion seal
YMS442874 [30071]	Outer axle seal, IHC
YMS480570 [30111]	Axle seal, '66-'71 Bronco outer
YMS493637 [30116]	Front wheel seal, '84-'86 CJ
YMS710068 [30141]	Inner axle seal, 27 spline Axles
YMS1009 [30311]	Inner axle seal, 30 spline Axles
YP WK-001 [32302]	Wiper kit

Spindles

Part #	Description
YP SP706537 [32258]	'79-'86 Jeep Front spindle

Axle Bearing & Seal Kits

Part #	Description
AK F-J01 [10030]	Axle bearing & seal kit, '76-'83
AK F-J02 [10031]	Axle bearing & seal kit, '84-'86
AK D44-NUTS-CJ [10053]	Spindle nut & washer kit

SPICER

Spicer 30 JK

JK Non-Rubicon Front

R/G Diameter: 7.33" / 186mm R/G Bolts: (10) 7/16" or 1/2" Cover Bolts: 10 Carrier Breaks: 3.54 / 3.73 Pinion Shaft Dia. / Spline: 1.625" / 24

Ring & Pinion Gear Sets

Part #	Ratio
YG D30SR-373JK [24676]	3.73
YG D30SR-411JK [24598]	4.11
YG D30SR-456JK [24599]	4.56
YG D30SR-488JK [24275]	4.88
YG D30SR-513JK [24276]	5.13

Overhaul & Install Kits

Part #	Description
YK D30-JK [14138]	Master Overhaul kit
BK D30-JK [11100]	Bearing installation kit
PK D30-JK [13097]	Pinion installation kit
MK D30-JK [12079]	Minimum installation kit

Yokes

Part #	Description
YY C68004070 [41123]	Pinion flange
YY D44-1350-24U [41220]	1350 U/Joint, U-Bolt style
YY D44-1310-24U [41218]	1310 U/Joint, U-Bolt style

Shim Kits

Part #	Description
SK 25300 [55009]	Pinion depth shim kit
SK SSM35 [55063]	Carrier shim kit
SK CSJK-F [55077]	Crush sleeve eliminator kit

Small Parts

Part #	Description
YSPBF-010 [33009]	Inner slinger
YSPBF-011 [33010]	Outer slinger
YSPBLT-006 [33036]	1/2" Ring gear bolt

Small Parts (Cont.)

Part

Part #	Description
YSPBLT-008 [33038]	3/8" Ring gear bolt
YSPBLT-010 [33040]	7/16" Ring gear bolt
YSPBLT-027 [33056]	3/8" to 7/16" ring gear bolt spacer
YSPBLT-075 [33286]	Cover bolt
YSPCS-048 [33130]	Crush sleeve
YSPPN-012 [33146]	Pinion nut

Spin Free Kit

Part #	Description
YA WU-15	'07-'17 Jeep JK, Front

Traction Aids & Spools

Part #	Description
YGLD30-4-27 [28000]	Grizzly Locker, 3.73 & up, 27 spline
YGLD30-4-30 [28029]	Grizzly Locker, 3.73 & up, 30 spline
YZLD30-4-27 [34016]	Zip Locker, 3.73 & up, 27 spline
YZLD30-4-30 [34017]	Zip Locker, 3.73 & up, 30 spline

Covers & Cover Gaskets

Part #	Description
YCGD30 [23003]	Cover Gasket
YHCC-D30 [29103]	Hardcore Differential Cover
YC D2010999 [20150]	Loaded standard case, 3.73 & up

Ball Joints

Part #	Description
YSPBJ-001 [33443]	Ball joint kit

Seals

Part #	Description
YMSC1020 [30249]	Pinion seal
YMSS1009 [30311]	Inner axle seal, 30 spline axles
YMSS1023 [30363]	Inner axle seal, 2-piece design

Spicer 30 Super

'99-'04 WJ Grand Cherokee & '01 & up IFS Ford Explorer

R/G Diameter: 7.33" / 186mm R/G Bolts: (10) 3/8" x 24 RH Cover Bolts: 10 Carrier Breaks: 3.54 / 3.73 Pinion Shaft Dia. / Spline: 1.375" / 26

Ring & Pinion Gear Sets

Part #	Ratio
YG D30CS-355CS [24265]	3.55
YG D30CS-373CS [24266]	3.73
YG D30CS-410CS [24587]	4.10
YG D30HD-355L [24267]	3.55
YG D30HD-373L [24268]	3.73
YG D30HD-410L [24269]	4.10

Spider Gear Sets

Part #	Description
YPKD30-S-27 [16073]	Standard spider gear kit, 27 spline
YPKD30-S-27-KJ [16074]	Standard spider gear kit, Jeep Liberty

Overhaul & Install Kits

Part #	Description
YK D30-SUP [14139]	Master Overhaul kit, Jeep & Chrysler
YK D30-SUP-Ford [14140]	Master Overhaul kit, Ford only
YK D30-SUP-FORD-B [14222]	Master Overhaul kit, '06-'10 Ford
YK D30-SUP-KJ [14141]	Master Overhaul kit, Jeep Liberty
CK D30 [57002]	Carrier installation kit

Yokes

Part #	Description
YY C5066050AB [41116]	'01-'07 Jeep Liberty Front
YY C68019323AA [41116]	'07-'11 Dodge Nitro Front
YY D44-1310-26S [41017]	1310 U/Joint, strap style

Yokes (Cont.)

Part #	Description
YY D44-1310-26U [41018]	1310 U/Joint, U-bolt style
YY D44-1330-26S [41019]	1330 U/Joint, strap style
YY D44-1330-26U [41020]	1330 U/Joint, U-bolt style
YY D44-1350-26S [41021]	1350 U/Joint, strap style
YY M35-1310-26S [41098]	'07 & up Ford Explorer Front
YY STR-004 [41195]	1310 & 1330 U/Joint strap & two bolts

Small Parts

Part #	Description
YB AX-007 [18053]	Jeep Liberty outer axle bearing
YSPBF-003 [33002]	Oil baffle
YSPBF-012 [33011]	Outer slinger
YSPBF-013 [33012]	Inner slinger
YSPBF-021 [33020]	Outer oil slinger
YSPBLT-008 [33038]	3/8" Ring gear bolt
YSPBLT-010 [33040]	7/16" Ring gear bolt
YSPBLT-075 [33286]	Cover bolt
YSPCS-004 [33087]	2.400" Crush sleeve
YSPCS-007 [33090]	1.375" Crush sleeve
YSPCS-048 [33130]	Jeep Liberty, Crush sleeve
YSPPN-009 [33143]	Pinion nut
YSPPN-029 [33163]	Pinion nut washer
YSPTW-014 [33284]	Side gear thrust washer
YSPTW-015 [33285]	Pinion gear thrust washer
YSPXP-007 [33312]	Roll pin for cross pin shaft
YSPXP-011 [33316]	Cross pin shaft, standard open

Continued on next page

Spicer 30 Super (Cont.)

'99-'04 WJ Grand Cherokee & '01 & up IFS Ford Explorer

R/G Diameter: 7.33" / 186mm R/G Bolts: (10) 3/8" x 24 RH Cover Bolts: 10 Carrier Breaks: 3.54 / 3.73 Pinion Shaft Dia. / Spline: 1.375" / 26

Traction aids & spools

Part #	Description
YGLD30-4-27 [28000]	Grizzly Locker, 3.73 & up, 27 spl
YGLD30-4-30 [28029]	Grizzly Locker, 3.73 & up, 30 spl
YZLD30-4-27 [34016]	Zip Locker, 3.73 & up, 27 spline
YZLD30-4-30 [34017]	Zip Locker, 3.73 & up, 30 spline

Seals

Part #	Description
YMS5778 [30128]	Pinion seal, Jeep & Chrysler
YMS710068 [30141]	Axle seal, Jeep & Chrysler
YMS470331N [30079]	Pinion seal, Ford
YMS710428 [30154]	Axle seal, RH Ford
YMS710429 [30155]	Axle seal, LH Ford
YMS8873 [30203]	Pinion Seal, '01 & up WJ Grand Cherokee
YMSC1006 [30235]	Pinion seal, Jeep Liberty
YMS1017 [30319]	Outer axle seal, Jeep Liberty

Shim Kits

Part #	Description
SK 31402 [55014]	Pinion depth shim kit
SK 706386 [55023]	Complete shim kit

Carrier Cases

Part #	Description
YC D706007 [20025]	Standard case, 3.54 & down
YC D706008 [20026]	Standard case, 3.73 & up
YC D706008-X [20114]	Standard case, 3.73 & up, w/ small parts
YC D708115 [20058]	Standard case, 3.73 & up, loaded, Jeep Liberty only
YC D708254 [20059]	Standard case, 3.54 & down, loaded, Jeep Liberty only

Covers & Cover Gaskets

Part #	Description
YCGD30 [23003]	Cover gasket
YHCC-D30 [29103]	Hardcore Differential Cover
YP C1-D30-STD [32003]	Chrome cover
YP C2-D30-STD [32021]	Polished aluminum cover
YP C5-D30-STD [32316]	Steel cover

Ball Joints

Part #	Description
YSPBJ-015 [33457]	Ball joint kit

Spicer 30 TJ

'00 & up XJ, mid '96-'98 ZJ, TJ Wrangler

R/G Diameter: 7.20" / 181mm R/G Bolts: (10) 3/8" x 24 RH Cover Bolts: 10 Carrier Breaks: 3.54 / 3.73 Pinion Shaft Dia. / Spline: 1.375" / 26

Ring & Pinion Gear Sets

Part #	Ratio
YG D30S-308TJ [24273]	3.08
YG D30S-355TJ [24274]	3.55
YG D30S-373TJ [24026]	3.73
YG D30S-411TJ [24027]	4.11
YG D30S-456TJ [24028]	4.56
YG D30S-488TJ [24029]	4.88
YG D30S-513TJ [24631]	5.13

Spider Gear Sets

Part #	Description
YPKD30-S-27 [16073]	Standard spider gear kit, 27 spline

Covers & Cover Gaskets

Part #	Description
YCGD30 [23003]	Cover Gasket
YHCC-D30 [29103]	Hardcore Differential Cover

Overhaul & Install Kits

Part #	Description
YK D30-TJ [14019]	Master Overhaul kit
BK D30-TJ [11018]	Bearing installation kit
PK D30-TJ [13018]	Pinion installation kit
MK D30-TJ [12015]	Minimum installation kit
CK D30 [57002]	Carrier installation kit

Yokes

Part #	Description
YY D44-1310-26S [41017]	1310 U/Joint, strap style
YY D44-1310-26U [41018]	1310 U/Joint, U-bolt style
YY D44-1330-26S [41019]	1330 U/Joint, strap style
YY D44-1330-26U [41020]	1330 U/Joint, U-bolt style
YY D44-1350-26S [41021]	1350 U/Joint, strap style
YY STR-004 [41195]	1310 & 1330 U/Joint strap & two bolts
YY UB-002 [41198]	1310 U/Joint U-Bolt kit
YY UB-003 [41199]	1330 U/Joint U-Bolt kit

Unit Bearings

Part #	Description
YB U513158 [18008]	'00-'06 TJ

Shim Kits

Part #	Description
SK 31402 [55014]	Pinion depth shim kit
SK 706087 [55018]	Carrier shim kit
SK 706386 [55023]	Complete shim kit, Front or rear

Small Parts

Part #	Description
YSPABS-013 [33220]	ABS tone ring
YSPBF-003 [33002]	Oil baffle
YSPBF-012 [33011]	Outer slinger
YSPBF-013 [33012]	Inner slinger
YSPBF-016 [33015]	Outer axle dust shield
YSPBLT-008 [33038]	Ring gear bolt
YSPBLT-052 [33234]	Powr Lok case bolt
YSPBLT-075 [33286]	Cover bolt
YSPCS-007 [33090]	Crush sleeve
YSPPN-009 [33143]	Pinion nut
YSPPN-029 [33163]	Pinion nut washer
YSPSR-005 [33266]	Snap ring, outer axle
YSPSR-007 [33268]	Snap ring, inner axle
YSPTW-014 [33284]	Side gear thrust washer
YSPTW-015 [33285]	Pinion gear thrust washer
YSPXP-007 [33312]	Roll pin for cross pin shaft
YSPXP-011 [33316]	Cross pin shaft, standard open

Brake Rotors

Part #	Description
YP BR-03 [32354]	Brake rotor for YA WU-07 Spin Free Kit
YP BR-04 [32355]	Brake rotor for YA WU-08 Spin Free Kit

Traction aids & spools

Part #	Description
YGLD30-4-27 [28000]	Grizzly Locker, 3.73 & up, 27 spl
YGLD30-4-30 [28029]	Grizzly Locker, 3.73 & up, 30 spl
YZLD30-4-27 [34016]	Zip Locker, 3.73 & up, 27 spline
YZLD30-4-30 [34017]	Zip Locker, 3.73 & up, 30 spline

SPICER



Spicer 36-ICA

Corvette ICA /IRS

R/G Diameter: 7.75" R/G Bolts: (10) 3/8" x 24 RH Cover Bolts: 10 Carrier Breaks: 2.73 / 3.07 Pinion Shaft Dia. / Spline: 1.375" / 26

Ring & Pinion Gear Sets

Part #	Ratio
YG D36-354 [24280]	3.54
YG D36-354T [24281]	3.54 Thick
YG D36-373 [24282]	3.73
YG D36-373T [24283]	3.73 Thick

Overhaul & Install Kits

Part #	Description
YK D36-VET [14020]	Master Overhaul kit
BK D36-VET [11019]	Bearing installation kit
PK D36-VET [13019]	Pinion installation kit
MK D36-VET [12016]	Minimum installation kit

Spider Gear Sets

Part #	Description
YPKC8.25-PC-T/L [16147]	Trac Loc clutch kit

Shim Kits

Part #	Description
SK 706386 [55023]	Complete shim kit

Small Parts

Part #	Description
YB AX-012 [18058]	Side bearing
YSPPN-009 [33143]	Pinion nut
YSPPN-029 [33163]	Pinion nut washer

Dropout Gasket

Part #	Description
YCGD36-VET-10 [23005]	Dropout Gasket

Seals

Part #	Description
YMS3543 [30036]	Side seal
YMS5778 [30128]	Pinion seal

Spicer 44 Standard Rotation

GM, Ford, International, Jeep.
Pinion enters housing below axle centerline

R/G Diameter: 8.5" / 216mm R/G Bolts: (10) 3/8" or 7/16" x 24 RH Cover Bolts: 10 Carrier Breaks: 3.73 / 3.92 Pinion Shaft Dia. / Spline: 1.375" / 26

Ring & Pinion Gear Sets

Part #	Ratio
YG D44-308 [24285]	3.08
YG D44-331 [24286]	3.31
YG D44-354 [24030]	3.54
YG D44-373 [24031]	3.73
YG D44-392 [24032]	3.92
YG D44-411 [24033]	4.11
YG D44-411T [24034]	4.11, thick
YG D44-411T-RUB [24041]	4.11 Thick, Rubicon
YG D44-427 [24035]	4.27
YG D44-456 [24036]	4.56
YG D44-456T [24037]	4.56 Thick
YG D44-456T-RUB [24038]	4.56 Thick, Rubicon
YG D44-488 [24039]	4.88
YG D44-488T [24040]	4.88, thick
YG D44-488T-RUB [24041]	4.88, Thick, Rubicon
YG D44-513 [24042]	5.13
YG D44-513T [24043]	5.13 Thick
YG D44-513T-RUB [24044]	5.13 Thick, Rubicon
YG D44-538 [24045]	5.38
YG D44-589 [24046]	5.89

Spider Gear Sets

Part #	Description
YPKC8.75-PC [16148]	Powr Lok clutch kit, OEM posi only
YPKD44-P-30 [16168]	Dura Grip Posi spider gear set, 30 spline, no clutches
YPKD44-PC-01 [16171]	Powr-Lok drive Belleville plate
YPKD44-PC-02 [16172]	Powr-Lok drive flat plate
YPKD44-PC-03 [16173]	Powr-Lok driven flat plate
YPKD44-PC-04 [16174]	Powr-Lok driven Belleville plate
YPKD44-PC-SM [16152]	Powr Lok clutch kit, smooth design
YPKD44-PC-T/L [16153]	Trac Loc clutch kit
YPKD44-PG-01 [16154]	Pinion gear
YPKD44-P/L-30 [16005]	Powr-Lok positraction spider gear kit, 30 spline w/Clutches
YPKD44-S-30 [16077]	Standard spider gear kit, 30 spline
YPKD44-T/L-30 [16078]	Positraction internals, 30 spline

Overhaul & Install Kits

Part #	Description
YK D44 [14021]	Master Overhaul kit, Front differential
YK D44-19 [14022]	Master Overhaul kit, 19 spline
YK D44-DIS [14023]	Master Overhaul kit, '94-'01 Dodge disconnect Front
YK D44-DIS-A [14142]	Master Overhaul kit, '93 & down, Dodge disconnect Front
YK D44-JAG [14026]	Master Overhaul kit, Jaguar rear
YK D44-REAR [14027]	Master Overhaul kit, rear differential
YK D44-RUBICON [14029]	Master Overhaul kit, non-JK Rubicon
YK D44-VET [14030]	Master Overhaul kit, '80-'83 Corvette
BK D44 [11020]	Bearing overhaul kit, Front differential
BK D44-19 [11021]	Bearing installation kit, 19 spline
BK D44-DIS [11022]	Bearing installation kit, Dodge disconnect Front
BK D44-JAG [11025]	Bearing installation kit, Jaguar rear
BK D44-RUBICON [11095]	Bearing installation kit, non-JK Rubicon
BK D44-VET [11027]	Bearing installation kit, '80-'83 Corvette
PK D44 [13020]	Pinion installation kit, Front differential
PK D44-19 [13021]	Pinion installation kit, 19 spline
PK D44-DIS [13022]	Pinion installation kit, Dodge disconnect Front
PK D44-JAG [13025]	Pinion installation kit, Jaguar rear
PK D44-RUBICON	Pinion installation kit, non-JK Rubicon
PK D44-VET [13027]	Pinion installation kit, '80-'83 Corvette
MK D44 [12017]	Minimum installation kit, Front differential
MK D44-19 [12018]	Minimum installation kit, 19 spline
MK D44-DIS [12019]	Minimum installation kit, Dodge disconnect front
MK D44-JAG [12021]	Minimum installation kit, Jaguar rear
MK D44-RUB [12022]	Minimum installation kit, non-JK Rubicon
MK D44-VET [12023]	Minimum installation kit, '80-'83 Corvette
CK D44 [57003]	Carrier installation kit

Spicer 44 Standard Rotation (Cont.)

GM, Ford, International, Jeep.
Pinion enters housing below axle centerline

R/G Diameter: 8.5"/216mm R/G Bolts: (10) 3/8" or 7/16" x 24 RH Cover Bolts: 10 Carrier Breaks: 3.73/3.92 Pinion Shaft Dia./Spline: 1.375"/26

Axle Bearing & Seal Kits

Part #	Description
AK F-C01 [10011]	Dodge 1/2 ton Front axle brg & seal kit, '74-'79
AK F-C02 [10012]	Dodge 1/2 ton Front axle brg & seal kit, '80-'93
AK F-C03 [10013]	Dodge 3/4 ton Front axle brg & seal kit, '69-'74
AK F-C04 [10014]	Dodge 3/4 ton Front axle brg & seal kit, '75-'79
AK F-C05 [10015]	Axle bearing & seal kit, '80-'93 Dodge 3/4 ton
AK F-F01 [10017]	Ford 1/2 ton Front axle bearing & seal kit, '59-'94
AK F-F02 [10018]	Ford 1/2 ton Front axle bearing & seal kit, '95-'96
AK F-F03 [10019]	Ford 3/4 ton Front axle bearing & seal kit, '59-'75
AK F-F04 [10020]	Ford 3/4 ton Front axle bearing & seal kit, '59-'77
AK F-F06 [10021]	Ford 3/4 ton Front axle bearing & seal kit, '83-'96
AK F-G01 [10022]	GM 1/2 ton Front axle bearing & seal kit, '55-'77
AK F-G02 [10023]	GM 1/2 ton Front axle bearing & seal kit, '77-'91
AK F-G03 [10024]	GM 3/4 ton Front axle bearing & seal kit, '60-'76
AK F-G04 [10025]	GM 3/4 ton Front axle bearing & seal kit, '66-'76
AK F-G05 [10026]	GM 3/4 ton Front axle bearing & seal kit, '72-'77
AK F-G06 [10027]	GM 3/4 ton Front axle bearing & seal kit, '77-'93
AK F-I01 [10029]	International Scout Front axle brg & seal kit, '73-'81
AK F-J03 [10032]	Wagoneer Front axle bearing & seal kit, '63-'73
AK F-J04 [10033]	Wagoneer Front axle bearing & seal kit, '77-'91
AK SET10 [10042]	Rear axle bearing & seal kit

Yokes

Part #	Description
YY D44-1310-26S [41017]	1310 U/Joint, strap style
YY D44-1310-26U [41018]	1310 U/Joint, U-bolt style
YY D44-1330-26S [41019]	1330 U/Joint, strap style
YY D44-1330-26U [41020]	1330 U/Joint, U-bolt style
YY D44-1350-26S [41021]	1350 U/Joint, strap style
YY STR-004 [41195]	1310 & 1330 U/Joint strap & two bolts
YY UB-002 [41198]	1310 U/Joint U-Bolt kit
YY UB-003 [41199]	1330 U/Joint U-Bolt kit

Shim Kits

Part #	Description
SK 30214 [55010]	Carrier shim kit
SK 706087 [55018]	Carrier shim kit, 19 spline
SK 706376 [55021]	Complete shim kit
SK 706386 [55023]	Complete shim kit, D44 ICA Corvette
SK 708193 [55029]	Carrier shim kit, TJ Rubicon

Small Parts

Part #	Description
AK D44-NUTS-CJ [10053]	Spindle nut & washer kit
YB AX-001 [18047]	Dodge Disconnect inner axle bearing
YB AX-003 [18049]	Dodge Disconnect axle bearing, 2.280" O.D.
YB AX-004 [18050]	Disconnect axle pilot brg for intermediate shaft, .813" O.D.
YB AX-005 [18051]	Spicer 44 ICA rear stub axle side bearing
YB AX-006 [18052]	Disconnect inner axle bearing, 1.625" O.D., 0.500" wide
YB AX-0014 [18060]	Disconnect intermediate shaft bushing
YSPABS-014 [33221]	ABS tone ring, 54 tooth, 3.5"
YSPBF-001 [33000]	Baffle
YSPBF-003 [33002]	Axle baffle
YSPBF-012 [33011]	Outer slinger
YSPBF-013 [33012]	Inner slinger
YSPBF-016 [33015]	Outer axle dust shield
YSPBLT-008 [33038]	3/8" Ring gear bolt

Small Parts (Cont.)

Part #	Description
YSPBLT-010 [33040]	7/16" Ring gear bolt
YSPBLT-052 [33234]	Powr Lok case bolt
YSPBLT-075 [33286]	Cover bolt
YSPCG-001 [33249]	Posi clutch guide
YSPCS-005 [33088]	Crush sleeve
YSPPN-009 [33143]	Pinion nut
YSPPN-029 [33163]	Pinion nut washer
YSPSR-005 [33266]	Snap ring, outer axle
YSPSR-007 [33268]	Snap ring, inner axle
YSPRET-008 [33470]	Axle retainer plate, for use w/ YA D75786-1X & -2X
YSPRET-010 [33470]	Axle retainer plate, T.J rear, 1-5/8" x 3-3/16" bolt pattern, 3/8" holes
YSPRET-011 [33473]	Axle retainer plate, "Super 44" rear
YSPSP-001 [33474]	Wheel hub spindle nut, w/o washer
YSPSP-002 [33475]	Spindle nut kit
YSPSP-009 [33482]	Spindle bearing seal
YSPSP-018 [33491]	Dodge outer stub axle nut washer
YSPSP-019 [33492]	Dodge outer stub axle nut
YSPSP-020 [33493]	Spicer 44 spindle bearing
YSPSP-025 [33498]	Spindle bearing & seal kit, w/ washer
YSPSPR-009 [33520]	Dura Grip spring plate, 200lb & 300lb design
YSPSTUD-001 [33171]	Rear axle stud
YSPSTUD-002 [33172]	Front knuckle stud
YSPSTUD-017 [33187]	Axle stud, 1 5/8" x 1/2"-20
YSPTW-010 [33280]	Side gear thrust washer, 19 spline
YSPTW-011 [33281]	Pinion gear thrust washer
YSPTW-013 [33283]	Side gear thrust washer
YSPTW-075 [33534]	Outer stub thrust washer
YSPXP-007 [33312]	Roll pin for cross pin shaft
YSPXP-012 [33317]	Retainer clip for Trac Loc cross pin shaft
YSPXP-013 [33318]	Cross pin shaft, standard open
YSPXP-021 [33326]	Powr Lok floater roll pin
YSPXP-061 [33535]	Axle spacer button, standard & Trac Loc, 19 spline
YSPXP-062 [33536]	Powr Lok button kit

Brake Rotors

Part #	Description
YP BR-01 [32353]	Brake rotor for YA WU-01 Spin Free Kit
YP BR-02 [32357]	Brake rotor for YA WU-02 Spin Free Kit

Traction Aids & Spools

Part #	Description
YDGD44-3-30-1 [26026]	Dura Grip Positraction, 30 spline, 3.73 & down
YDGD44-4-30-1 [26027]	Dura Grip Positraction, 30 spl, 3.92 & up
YGLD44-3-30 [28021]	Grizzly Locker, 3.73 & down, 30 spline
YGLD44-4-30 [28001]	Grizzly Locker, 3.92 & up, 30 spline
YP FSD44-3-30DN [32168]	Steel spool, 3.73 & down, 30 spline
YP FSD44-4-30UP [32041]	Steel spool, 3.92 & up, 30 spline
YP MINS44-30 [32055]	Mini spool, 30 spline
YZLD44-3-30 [34018]	Zip Locker, 3.73 & down, 30 spline
YZLD44-4-30 [34020]	Zip Locker, 3.92 & up, 30 spline

SPICER



Continued on next page

Spicer 44 Standard Rotation (Cont.)

GM, Ford, International, Jeep.
Pinion enters housing below axle centerline

R/G Diameter: 8.5"/216mm R/G Bolts: (10) 3/8" or 7/16" x 24 RH Cover Bolts: 10 Carrier Breaks: 3.73/3.92 Pinion Shaft Dia./Spline: 1.375"/26

Heavy-Duty Front axle U/Joints

Part #	Description
YP SJ-297X-203 [32083]	Super Joint kit, 2 joints + full circle clips, grease & grease gun
YP SJ-297X-202 [32082]	2 Super Joints w/Full circle clips. No grease or grease gun
YP SJ-297X-201 [32081]	1 Super Joint, w/Full circle clips. No grease or grease gun

Carrier Cases

Part #	Description
YC D18442 [20018]	Standard case, 3.92 & up, 19 spline
YC D18458 [20019]	Standard case, 3.73 & down, 19 spline
YC D21252 [20118]	Powr Lok case, 3.92 & up, 19 or 30 spline
YC D706024 [20027]	Standard case, 3.73 & down, 30 spline
YC D706024-X [20115]	Standard case, 3.73 & down, 30 spline includes small parts
YC D706025 [20028]	Standard case, 3.92 & up, 30 spline
YC D706025-X [20116]	Standard case, 3.92 & up, 30 spline includes small parts
YC D707151 [20123]	Trac Loc case, 3.92 & up, bare

Covers & Cover gaskets

Part #	Description
YCGD30-DISCO [23004]	Disconnect gasket
YCGD44 [23006]	Cover gasket
YHCC-D44 [29101]	Hardcore Diff Cover
YP C1-D44-STD [32004]	Chrome Cover
YP C2-D44-STD [32022]	Polished aluminium cover
YP C3-D44-STD [32110]	Aluminium girdle cover
YP C5-D44-STD [32319]	Steel cover

Ball Joints

Part #	Description
YSPBJ-011 [33453]	Ball joint kit, GM
YSPBJ-013 [33455]	Ball joint kit, Dodge
YSPBJ-017 [33459]	Ball joint kit, '00 & up Dodge

Seals

Part #	Description
YMS4250 [30067]	Front wheel seal
YMS40769S [30051]	Front inner axle seal, 19 spline
YMS413248 [30055]	Inner wheel seal, full time 4WD
YMS416273 [30062]	Wheel Seal
YMS442874 [30071]	Front outer axle seal, International Harvester
YMS4434V [30072]	Pinion seal, 2001 & newer
YMS442380 [30070]	Wheel seal
YMS471271 [30083]	Front wheel seal
YMS472394 [30089]	Inner wheel seal, '59-'72, Front
YMS473227 [30097]	Side yoke seal, Corvette & Viper
YMS473814 [30103]	Front outer axle seal, Dodge disconnect
YMS4857 [30114]	Rear axle seal
YMS5131 [30122]	Inner Front axle seal

Seals (Cont.)

Part #	Description
YMS5778 [30128]	Pinion seal, 2000 & down
YMS8430S [30186]	Wheel seal
YMS99131 [30219]	Inner axle redi sleeve
YMS99155 [30222]	Pinion yoke redi sleeve
YMS9912 [30218]	Outer axle seal
YMS100715V [30000]	Pinion seal, '01 & up E series van
YMSC1003 [30232]	Inner axle seal
YMS1010 [30312]	Inner axle seal, quick disconnect housing
YP WK-001 [32302]	Wiper kit, 8 retaining bolts

Drive Flange Kits

Part #	Description
YHC50001 [29065]	30 spline, Yukon engraved
YHC50002 [29066]	30 spline, non-engraved
YHC50007 [29080]	19 spline, Yukon engraved
YHC50008 [29079]	19 spline, non-engraved
YHCDF-19-A [29078]	19 spline, single flange only
YHCDF-30-A [29075]	30 spline, single flange only

Spindles

Part #	Description
YP SP38422 [32251]	Ford ton, '76-'77, 5 holes, 7 1/8" overall, 2.0" & 1.625" journals
YP SP700004 [32252]	Ford ton, 5 holes, 6.75" overall, 2.05" & 1.64" journals
YP SP706528 [32256]	GM ton, 1.625" & 1.785" journals
YP SP706529 [32257]	GM ton, 1.625" & 2.0" journals
YP SP706539 [32259]	Ford & ton, 6 holes, 1.625" & 1.785" journals
YP SP706552 [32260]	Ford ton & Bronco, 5 holes
YP SP706570 [32341]	'85-'93 Dodge, 1.625" & 2.0" journals
YP SP707043 [32261]	Ford IFS, 8 holes
YP SP707178 [32264]	Ford IFS, 6 holes
YP SP707373 [32266]	Ford IFS, 5 holes, '93 & up, non-ABS
YP SP75304 [32268]	Ford IFS, 5 holes, '93 & up, ABS

Unit Bearings

Part #	Description
YB U550100 [18020]	Dodge ton, '98-'99 w/ABS, right hand side
YB U550101 [18021]	Dodge ton, '98-'99 w/ABS, left hand side

Spin Free Kits

Part #	Description
YA WU-01 [21725]	'94-'99 Dodge
YA WU-02 [21726]	'00-'01 Dodge

Hardcore Locking Hubs

Part #	Description
YHC70006 [29095]	19 spline, '78 & down GM
YHC70007 [29096]	19 spline, '79 & up GM, '66-'77 Bronco

Hardcore® Locking Hubs



Spicer 44 Reverse Rotation

Ford. Pinion enters housing above axle centerline

R/G Diameter: 8.5" / 216mm R/G Bolts: (10) 3/8" or 7/16" x 24 RH Cover Bolts: 10 Carrier Breaks: 3.73 / 3.92 Pinion Shaft Dia. / Spline: 1.375" / 26

Ring & Pinion Gear Sets

Part #	Ratio
YG D44R-308R [24580]	3.08
YG D44R-354R [24292]	3.54
YG D44R-373R [24052]	3.73
YG D44R-411R [24053]	4.11
YG D44R-456R [24054]	4.56
YG D44R-488R [24055]	4.88
YG D44R-513R [24056]	5.13
YG D44R-538R [24057]	5.38

Spider Gear Sets

Part #	Description
YPKC8.75-PC [16148]	Powr Lok clutch kit, OEM posi only
YPKD44-PC-01 [16171]	Powr-Lok drive Belleville plate
YPKD44-PC-02 [16172]	Powr-Lok drive flat plate
YPKD44-PC-03 [16173]	Powr-Lok driven flat plate
YPKD44-PC-04 [16174]	Powr-Lok driven Belleville plate
YPKD44-PC-AG [16151]	Powr Lok clutch kit, aggressive design
YPKD44-PG-01 [16154]	Pinion gear
YPKD44-P-30 [16068]	Dura Grip Posi spider gear set, 30 spline, no clutches
YPKD44-PC-T/L [16153]	Trac Loc clutch kit
YPKD44-PG-01 [16154]	Pinion gear
YPKD44-S-30 [16077]	Standard spider gear kit, 30 spline
YPKD44-PC-SM [16152]	Powr Lok clutch kit, smooth design
YPKD44-PC-T/L [16153]	Trac Loc clutch kit
YPKD44-P/L-30 [16005]	Powr Lok positraction spider gear kit, 30 spine w/clutches
YPKD44-T/L-30 [16078]	Trac Loc positraction internals, 30 spline

Overhaul & Install Kits

Part #	Description
YK D44-IFS-80-82 [14143]	Master Overhaul kit, '80-'82, IFS
YK D44-IFS-E [14024]	Master Overhaul kit, '83-'92, IFS
YK D44-IFS-L [14025]	Master Overhaul kit, '93 & up, IFS
YK D44-REV [14028]	Master Overhaul kit, straight axle
BK D44-IFS-E [11023]	Bearing installation kit, '92 & down
BK D44-IFS-L [11024]	Bearing installation kit, '93 & up
BK D44-REV [11026]	Bearing installation kit, straight axle
PK D44-IFS-E [13023]	Pinion installation kit, '92 & down
PK D44-IFS-L [13024]	Pinion installation kit '93 & up
PK D44-REV [13026]	Pinion installation kit, straight axle
MK D44-IFS [12020]	Minimum installation kit
CK D44 [57003]	Carrier installation kit

Axle Bearing & Seal Kits

Part #	Description
AK F-F01 [10017]	Axle brg & seal kit, '59-'94 Ford 1/2 ton Front
AK F-F02 [10018]	Axle brg & seal kit, '95-'96 Ford 1/2 ton Front
AK F-F04 [10020]	Axle brg & seal kit, '59-'77 Ford 3/4 ton Front
AK F-F06 [10021]	Axle bearing & seal kit, '83-'99 Ford 3/4 ton

Yokes

Part #	Description
YY D44-1310-26S [41017]	1310 U/Joint, strap style
YY D44-1310-26U [41018]	1310 U/Joint, U-bolt style
YY D44-1330-26S [41019]	1330 U/Joint, strap style
YY D44-1330-26U [41020]	1330 U/Joint, U-bolt style
YY D44-1350-26S [41021]	1350 U/Joint, strap style
YY STR-004 [41195]	1310 & 1330 U/Joint strap & two bolts
YY UB-002 [41198]	1310 U/Joint U-Bolt kit
YY UB-003 [41199]	1330 U/Joint U-Bolt kit

Shim Kits

Part #	Description
SK 30214 [55010]	Carrier shim kit
SK 706376 [55021]	Complete shim kit, straight axle Front & '92 & down IFS
SK 707235 [55027]	Complete shim kit, '93 & up

Small Parts

Part #	Description
YSPCG-001 [33249]	Posi clutch guide
YSPCS-005 [33088]	Crush sleeve, 2.650" long
YSPBF-001 [33000]	Baffle, '92 & down
YSPBF-003 [33002]	Baffle, '93 & up
YSPBF-012 [33011]	Outer slinger
YSPBF-013 [33012]	Inner slinger
YSPBLT-008 [33038]	3/8" Ring gear bolt
YSPBLT-010 [33040]	7/16" Ring gear bolt
YSPBLT-052 [33234]	Powr Lok case bolt
YSPBLT-075 [33286]	Cover bolt
YSPCG-001 [33249]	Trac Loc clutch guide
YSPCG-002 [33475]	Spindle nut kit
YSPCG-009 [33482]	Spindle bearing seal
YSPCG-020 [33493]	Spicer 44 spindle bearing
YSPCG-025 [33498]	Spindle bearing & seal kit, w/ washer
YSPPN-009 [33143]	Pinion nut
YSPPN-029 [33163]	Pinion nut washer
YSPSP-027 [33500]	IFS spindle brg & seal kit, w/ thrust washer kit for stub axle
YSPSP-029 [33502]	Spindle bearing & seal kit, '93-'96 Ford
YSPSPR-001 [33263]	Spring kit to use posi in IFS Front
YSPSPR-009 [33520]	Dura Grip spring plate, 200lb & 300lb design
YSPSR-001 [33474]	Wheel hub spindle nut, w/o washer
YSPSR-005 [33266]	Snap ring, outer axle
YSPSR-007 [33268]	Snap ring, inner axle
YSPRET-012 [33542]	Rear axle bearing retainer, use w/SET10 bearing
YSPRET-013 [33546]	Rear axle bearing retainer, w/ lip
YSPTW-011 [33281]	Pinion gear thrust washer
YSPTW-013 [33283]	Side gear thrust washer
YSPTW-075 [33534]	Outer stub thrust washer
YSPXP-007 [33312]	Roll pin for cross pin shaft
YSPXP-012 [33317]	Retainer clip for Trac Loc cross pin shaft
YSPXP-013 [33318]	Cross pin shaft, standard open
YSPXP-021 [33326]	Powr Lok floater roll pin
YSPXP-062 [33536]	Powr Lok button kit 30 spline, aggressive

Traction Aids & Spools

Part #	Description
YDGD44-3-30-1 [26026]	Dura Grip Positraction, 30 spline, 3.73 & down
YDGD44-4-30-1 [26027]	Dura Grip Positraction, 30 spl, 3.92 & up
YGLD44-3-30 [28021]	Grizzly Locker, 3.73 & down, 30 spline
YGLD44-4-30 [28001]	Grizzly Locker, 3.73 & up, 30 spline
YP FSD44-3-30DN [32168]	Steel spool, 3.73 & down, 30 spline
YP FSD44-4-30UP [32041]	Steel spool, 3.92 & up, 30 spline
YP MINS44-30 [32055]	Mini spool, 30 spline
YZLD44-3-30 [34018]	Zip Locker, 3.73 & down, 30 spline
YZLD44-4-30 [34020]	Zip Locker, 3.92 & up, 30 spline

SPICER



Continued on next page

Spicer 44 Reverse Rotation (Cont.)

Ford. Pinion enters housing above axle centerline

R/G Diameter: 8.5" / 216mm R/G Bolts: (10) 3/8" or 7/16" x 24 RH Cover Bolts: 10 Carrier Breaks: 3.73 / 3.92 Pinion Shaft Dia. / Spline: 1.375" / 26

Heavy-Duty Front axle U/Joints

Part #	Description
YP SJ-297X-203 [32083]	Super Joint kit, 2 joints + full circle clips, grease & grease gun
YP SJ-297X-202 [32082]	2 Super Joints w/Full circle clips. No grease or grease gun
YP SJ-297X-201 [32081]	1 Super Joint, w/Full circle clips. No grease or grease gun

Carrier Cases

Part #	Description
YC D18442 [20018]	Standard case, 3.92 & up, 19 spline
YC D18458 [20019]	Standard case, 3.73 & down, 19 spline
YC D21252 [20118]	Powr Lok case, 3.92 & up, 19 or 30 spline
YC D706024 [20027]	Standard case, 3.73 & down, 30 spline
YC D706024-X [20115]	Standard case, 3.73 & down, 30 spline includes small parts
YC D706025 [20028]	Standard case, 3.92 & up, 30 spline
YC D706025-X [20116]	Standard case, 3.92 & up, 30 spline includes small parts
YC D707151 [20123]	Trac Loc case, 3.92 & up, bare

Spindles

Part #	Description
YP SP38422 [32251]	Spindle, '76-'77 F250
YP SP700004 [32252]	Ford 1/2 ton, 5 holes, 6.75" overall, 2.05" & 1.64" journals
YP SP706552 [32260]	Ford 1/2 ton & Bronco, 5 holes
YP SP707043 [32261]	Ford IFS, 8 holes
YP SP707178 [32264]	Ford IFS, 6 holes
YP SP707373 [32266]	Ford IFS, 5 holes, '93 & up, non-ABS
YP SP75304 [32268]	Ford IFS, 5 holes, '93 & up, ABS

Ball Joints

Part #	Description
YSPBJ-09 [33451]	Ball joint kit, 80-'96 IFS
YSPBJ-11 [33453]	Ball joint kit

Seals

Part #	Description
YMS2300 [30025]	Inner axle seal, straight axle
YMS416273 [30062]	Wheel seal
YMS442380 [30070]	Wheel seal
YMS710430 [30156]	Hub seal
YMS4434V [30072]	Pinion seal, '01 & newer
YMS5131 [30122]	Inner axle seal
YMS5778 [30128]	Pinion seal, '00 & older
YMS710043 [30138]	Inner axle seal, LH, IFS
YMS99155 [30222]	Pinion yoke redi sleeve
YMS1005 [30307]	Right hand, inner axle seal, IFS

Hardcore Locking Hubs

Part #	Description
YHC70006 [29095]	19 spline, '78-'92 F150 & Bronco

Drive Flange Kits

Part #	Description
YHC50007 [29080]	19 spline, Yukon engraved
YHC50008 [29079]	19 spline, non-engraved
YHCDF-19-A [29078]	19 spline, single flange only

Covers & Cover gaskets

Part #	Description
YCGD44 [23006]	Cover Gasket
YHCC-D44 [29101]	Hardcore Diff Cover
YP C5-D44-REV [20018]	Steel Cover



Spicer 44 JK Rubicon Front

Jeep JK Rubicon

R/G Diameter: 8.5" / 216mm R/G Bolts: (10) 7/16" or 1/2" x 20 RH Cover Bolts: 10 Carrier Breaks: None Pinion Shaft Dia. / Spline: 1.625" / 24

Ring & Pinion Gear Sets

Part #	Ratio
YG D44RS-373RUB [24675]	3.73
YG D44RS-411RUB [24601]	4.11
YG D44RS-456RUB [24293]	4.56
YG D44RS-488RUB [24294]	4.88
YG D44RS-513RUB [24295]	5.13
YG D44RS-538RUB [24296]	5.38

Overhaul & Install Kits

Part #	Description
YK D44-JK-REV-RUB [14144]	Master Overhaul kit
BK D44-JK-REV-RUB [11109]	Bearing overhaul kit
PK D44-JK-REV-RUB [13098]	Pinion overhaul kit
MK D44-JK-REV-RUB [12080]	Minimum installation kit

Shim Kits

Part #	Description
SK 25300 [55009]	Pinion depth shim kit
SK 30214 [55010]	Carrier shim kit
SK 708193 [55029]	Carrier shim kit
SK CSJK-F [55077]	Crush sleeve eliminator kit

Covers & Cover Gaskets

Part #	Description
YHCC-D44 [29101]	Hardcore Diff Cover

Spin Free Kit

Part #	Description
YA WU-15	'07-'17 Jeep JK

Small Parts

Part #	Description
YSPBF-010 [33009]	Outer oil slinger
YSPBF-011 [33010]	Outer oil slinger
YSPBLT-001 [33031]	Ring gear bolt, 7/16"
YSPBLT-006 [33036]	Ring gear bolt, 1/2"
YSPBLT-075 [33286]	Cover bolt
YSPCS-048 [33130]	Crush sleeve
YSPPN-012 [33146]	Pinion nut

Carrier Cases

Part #	Description
YC C6803557 [20014]	Standard case, bare

Ball Joints

Part #	Description
YSPBJ-001 [33443]	Ball Joint

Seals

Part #	Description
YMSC1020 [30249]	Pinion seal
YMSS1009 [30311]	Inner axle seal
YMSS1023 [30363]	Inner axle seal, 2-piece design

Yokes

Part #	Description
YY D44-1310-24U [41218]	1310 U/Joint, U-Bolt style
YY D44-1350-24U [41220]	1350 U/Joint, U-Bolt style

Spicer 44 JK Rubicon Rear

Jeep JK Rubicon

R/G Diameter: 8.89" / 226mm R/G Bolts: (10) 7/16" or 1/2" x 20 RH Cover Bolts: 10 Carrier Breaks: None Pinion Shaft Dia. / Spline: 1.625" / 24

Ring & Pinion Gear Sets

Part #	Ratio
YG D44JK-321RUB [24673]	3.21
YG D44JK-373RUB [24674]	3.73
YG D44JK-411RUB [24211]	4.11
YG D44JK-456RUB [24212]	4.56
YG D44JK-488RUB [24289]	4.88
YG D44JK-513RUB [24290]	5.13
YG D44JK-538RUB [24291]	5.38

Overhaul & Install Kits

Part #	Description
YK D44-JK-RUB [14145]	Master overhaul kit
BK D44-JK-RUB [11110]	Bearing installation kit
PK D44-JK-RUB [13099]	Pinion installation kit
MK D44-JK-RUB [12081]	Minimum installation kit

Axle Bearing & Seal Kits

Part #	Description
AK D44JK [10063]	Axle bearing & seal kit

Yokes

Part #	Description
YY D44-1310-24U [41218]	1310 U/Joint, U-Bolt style
YY D44-1350-24U [41220]	1350 U/Joint, U-Bolt style
YY C68003262 [41122]	Rear yoke, round flange

Shim Kits

Part #	Description
SK 25300 [55009]	Pinion depth shim kit
SK 30214 [55010]	Carrier shim kit
SK 708193 [55029]	Carrier shim kit
SK CSJK-R [55078]	Crush sleeve eliminator kit

Carrier Cases

Part #	Description
YC C6803557 [20014]	Standard case, bare

Small Parts

Part #	Description
YSPBF-010 [33009]	Outer oil slinger
YSPBF-011 [33010]	Outer oil slinger
YSPBF-023 [33022]	Baffle
YSPBLT-001 [33031]	Ring gear bolt
YSPBLT-006 [33036]	Ring gear bolt, 1/2"
YSPBLT-075 [33286]	Cover bolt
YSPCS-014 [33097]	Crush sleeve
YSPPN-010 [33144]	Pinion nut
YSPPN-030 [33164]	Pinion nut washer
YSPRET-007 [33469]	Axle retainer plate, w/ studs

Covers & Cover Gaskets

Part #	Description
YCGD44 [23006]	Cover casket
YHCC-D44 [29101]	Hardcore Diff Cover
YP C1-D44-STD [32004]	Chrome cover
YP C2-D44-STD [32022]	Polished aluminum cover
YP C3-D44-STD [32110]	Heavy-duty alumin cover

Seals

Part #	Description
YMS54458 [30125]	Pinion seal
YMS1019 [30321]	Rear axle seal

SPICER



Spicer 44 JK non-Rubicon Rear

Jeep JK, non-Rubicon

R/G Diameter: 8.89" / 226mm R/G Bolts: (10) 7/16" or 1/2" x 20 RH Cover Bolts: 10 Carrier Breaks: None Pinion Shaft Dia. / Spline: 1.625" / 24

Ring & Pinion Gear Sets

Part #	Ratio
YG D44JK-321RUB [24673]	3.21
YG D44JK-373RUB [24674]	3.73
YG D44JK-411RUB [24211]	4.11
YG D44JK-456RUB [24212]	4.56
YG D44JK-488RUB [24289]	4.88
YG D44JK-513RUB [24290]	5.13
YG D44JK-538RUB [24291]	5.38

Spider Gear Sets

Part #	Description
YPKD44-S-30-JK [16137]	Standard spider gear kit, 30 spline

Overhaul & Install Kits

Part #	Description
YK D44-JK-STD [14146]	Master Overhaul kit
BK D44-JK-STD [11111]	Bearing installation kit
PK D44-JK-STD [13099]	Pinion installation kit
MK D44-JK-STD [12083]	Minimum installation kit
CK D44 [57003]	Carrier installation kit

Axle Bearing & Seal Kits

Part #	Description
AK D44JK [10063]	Axle bearing & seal kit

Yokes

Part #	Description
YY D44-1310-24U [41218]	1310 U/Joint, U-Bolt style
YY D44-1350-24U [41220]	1350 U/Joint, U-Bolt style
YY C68003262 [41122]	Yoke, round flange

Shim Kits

Part #	Description
SK 25300 [55009]	Pinion depth shim kit
SK 30214 [55010]	Carrier shim kit
SK 708193 [55029]	Carrier shim kit

SK CSJK-R [55078] Crush sleeve eliminator kit

Small Parts

Part #	Description
YSPABS-029 [33428]	ABS axle tone ring, 52 teeth, 3.54" dia.
YSPBF-010 [33009]	Outer oil slinger
YSPBF-011 [33010]	Outer pinion slinger
YSPBF-023 [33022]	Baffle
YSPBLT-001 [33031]	Ring gear bolt, 7/16"
YSPBLT-006 [33036]	Ring gear bolt, 1/2"
YSPBLT-075 [33286]	Cover bolt
YSPCS-014 [33097]	Crush sleeve
YSPPN-010 [33144]	Pinion nut
YSPPN-030 [33164]	Pinion nut washer
YSPRET-007 [33469]	Axle retainer plate, w/ studs
YSPXP-020 [33325]	Cross pin shaft, standard open

Covers & Cover Gaskets

Part #	Description
YHCC-D44	Hardcore Diff Cover
YCGD44 [23006]	Cover casket
YP C1-D44-STD [32004]	Chrome cover
YP C2-D44-STD [32022]	Polished aluminum cover
YP C3-D44-STD [32110]	Heavy-duty aluminum girdle cover

Seals

Part #	Description
YMS54458 [30125]	Pinion seal
YMSS1019 [30321]	Rear axle seal

Traction Aids & Spools

Part #	Description
YDGD44-3-30-1 [26026]	Dura Grip Positraction, 30 spline
YGLD44-3-30-JK [28022]	Grizzly Locker, 30 Spline
YZLD44-3-30-JK [34019]	Yukon Zip Locker, 30 Spline

Spicer 44HD

Viper, Corvette, Jeep Grand Cherokee. Aluminum housing

R/G Diameter: 8.5" / 226mm R/G Bolts: (10) 3/8" x 24 or 7/16" x 20 Cover Bolts: 10 Carrier Breaks: None Pinion Shaft Dia. / Spline: 1.625" / 29

Ring & Pinion Gear Sets

Part #	Ratio
YG D44HD-308 [24047]	3.08
YG D44HD-354 [24048]	3.54
YG D44HD-373 [24049]	3.73
YG D44HD-390 [24288]	3.90
YG D44HD-411 [24050]	4.11
YG D44HD-456 [24051]	4.56
YG D44HD-488K [24778]	4.88
YG D44HD-513K[24779]	5.13v

Spider Gear Sets

Part #	Description
YPKD44HD-S-30 [16079]	Standard spider gear kit, 30 spline
YPKD44HD-PC-T/L [16150]	Trac Loc clutch kit
YPKD44HD-T/L-30 [16080]	Trac Loc positraction spider gear kit, 30 spl

Overhaul & Install Kits

Part #	Description
YK D44HD [14031]	Master Overhaul kit, '02 & down Grand Cherokee

YK D44HD-GRAND [14032] Master Overhaul kit, '03 & up Grand Cherokee

Overhaul & Install Kits (Cont.)

Part #	Description
YK D44HD-SRT8 [14147]	Mstr Ovhaul kit, '08 & up, SRT-8 Grand Cherokee
YK D44HD-VET [14033]	Master Overhaul kit, '87-'97 Corvette
BK D44HD [11028]	Bearing installation kit, all Grand Cherokee excluding SRT8
PK D44HD [13028]	Pinion installation kit, all Grand Cherokee excluding SRT8
PK D44HD-VET [13029]	Pinion installation kit, '87-'97 Corvette
MK D44HD [12082]	Minimum installation kit, Front differential
CK D44HD [57004]	Carrier installation kit

Axle Bearing & Seal Kits

Part #	Description
AK 1563 [10004]	Axle Bearing & Seal kit, 2.250" O.D.
AK D44-SUPER [10007]	Axle Bearing & Seal kit, bolt-in Axles



Continued on next page

Spicer 44HD (Cont.)

Viper, Corvette, Jeep Grand Cherokee. Aluminum housing

R/G Diameter: 8.5" / 226mm R/G Bolts: (10) 3/8" x 24 or 7/16" x 20 Cover Bolts: 10 Carrier Breaks: None Pinion Shaft Dia. / Spline: 1.625" / 29

Yokes

Part #	Description
YY D60-1310-29S [41022]	1310 U/Joint, strap style
YY D60-1310-29U [41023]	1310 U/Joint, U-bolt style
YY D60-1330-29S [41024]	1330 U/Joint, strap style
YY D60-1330-29U [41025]	1330 U/Joint, U-bolt style

Shim Kits

Part #	Description
SK 25300 [55009]	Pinion depth shim kit
SK 30214 [55010]	Carrier shim kit
SK 702005 [55016]	Carrier shim kit

Small Parts

Part #	Description
YSPBLT-008 [33038]	3/8" Ring gear bolt
YSPBLT-010 [33040]	7/8" Ring gear bolt
YSPBLT-058 [33240]	Cross pin bolt
YSPBLT-081 [33570]	Ring gear bolt, metric, M12 - 1.25, RH
YSPCC-004 [33077]	C/Clip
YSPCS-003 [33086]	Crush sleeve
YSPPN-010 [33144]	Pinion nut
YSPPN-030 [33164]	Pinion nut washer
YSPSR-018 [33523]	Stub axle snap ring
YSPXP-018 [33323]	Cross pin shaft

Covers & Cover Gaskets

Part #	Description
YP C5-D44HD [32317]	Steel Cover

Traction Aids & Spools

Part #	Description
YC D76740 [20065]	Hyrda Lok posi
YC D708108 [20140]	Trac Loc positraction

Carrier Cases

Part #	Description
YC D707382 [20055]	Standard case, loaded

Seals

Part #	Description
YMS100715V [30000]	Pinion seal, '01 & up, Viper
YMS8660S [30196]	Axle seal, c-clip Axles
YMS9316 [30208]	Pinion seal
YMSG1009 [30275]	Side yoke seal, '80-'87
YMS1011 [30313]	Axle seal, bolt-in Axles

Spicer 50

Ford

R/G Diameter: 9" / 229mm R/G Bolts: (10) 7/16" x 20 RH Cover Bolts: 10 Carrier Breaks: None Pinion Shaft Dia. / Spline: 1.375" / 26

Ring & Pinion Gear Sets

Part #	Ratio
YG D50R-354R [24297]	3.54
YG D50R-373R [24298]	3.73
YG D50R-411R [24299]	4.11
YG D50R-430R [24300]	4.30
YG D50R-456R [24301]	4.56
YG D50R-488R [24302]	4.88
YG D50R-513R [24303]	5.13
YG D50R-538R [24304]	5.38

Spider Gear Sets

Part #	Description
YPKD44-PC-AG [16151]	Powr Lok clutch kit, aggressive design
YPKD44-PC-SM [16152]	Powr Lok clutch kit, smooth design
YPKD44-P/L-30 [16005]	Powr Lok positraction spider gear kit, 30 spl
YPKD50-P-30 [16169]	Dura Grip Posi spider gear set, 30 spline, no clutches
YPKD50-S-30 [16081]	Standard spider gear kit, 30 spline
YPKD44-PC-01 [16171]	Powr-Lok drive belleville plate
YPKD44-PC-02 [16172]	Powr-Lok drive flat plate
YPKD44-PC-03 [16173]	Powr-Lok driven flat plate
YPKD44-PC-04 [16174]	Powr-Lok driven belleville plate

Overhaul & Install Kits

Part #	Description
YK D50-IFS [14034]	Master Overhaul kit, IFS Front
YK D50-STRAIGHT [14035]	Master Overhaul kit, straight axle Front
BK D50-IFS [11029]	Bearing installation kit, IFS Front
BK D50-STRAIGHT [11030]	Brg installation kit, straight axle Front
PK D50-IFS [13030]	Pinion installation kit, IFS Front
PK D50-STRAIGHT [13031]	Pinion installation kit, straight axle Front
MK D50-IFS [12024]	Minimum installation kit, IFS Front
MK D50-STRAIGHT [12025]	Min installation kit, straight axle front

Axle Bearing & Seal Kits

Part #	Description
AK D60F [10009]	Axle bearing & seal kit, '80-'97
AK D50F-NUTS-A [10008]	Spindle nut & washer kit
AK D60F-NUTS [10010]	Spindle nut & washer kit
AK F-F06 [10021]	Axle bearing & seal kit, '98 & up

Yokes

Part #	Description
YY D44-1310-26S [41017]	1310 U/Joint, strap style
YY D44-1310-26U [41018]	1310 U/Joint, U-bolt style
YY D44-1350-26S [41021]	1350 U/Joint, strap style
YY UB-003 [41199]	1330 U/Joint U-Bolt kit

Shim Kits

Part #	Description
SK 707235 [55027]	Complete shim kit
SK701006 [55071]	Carrier shim kit

Small Parts

Part #	Description
YSPBF-003 [33002]	Baffle
YSPBF-006 [33005]	Oil baffle
YSPBF-012 [33011]	Outer slinger
YSPBLT-010 [33040]	Ring gear bolt
YSPCS-005 [33088]	Crush sleeve
YSPPN-009 [33143]	Pinion nut
YSPPN-029 [33163]	Pinion nut washer

SPICER



Continued on next page

Spicer 50 (Cont.)

Ford

R/G Diameter: 9" / 229mm R/G Bolts: (10) 7/16" x 20 RH Cover Bolts: 10 Carrier Breaks: None Pinion Shaft Dia. / Spline: 1.375" / 26

Small Parts (Cont.)

Part #	Description
YSPBF-013 [33012]	Inner slinger
YSPSP-021 [33494]	Spindle nut, no pin
YSPSP-022 [33495]	Spindle nut washer
YSPSP-023 [33496]	Spindle nut, w /pin
YSPSP-024 [33497]	Spindle bearing & seal kit
YSPSPR-001 [33263]	Spring kit for posi use in IFS Front
YSPSR-005 [33266]	Snap ring, outer axle
YSPSR-007 [33268]	Snap ring, inner axle
YSPTW-063 [33438]	Side gear thrust washer
YSPTW-064 [33439]	Pinion gear thrust washer
YSPXP-060 [33440]	Cross pin shaft, standard
YSPXP-022 [33327]	Roll pin for cross pin shaft

Traction Aids & Spools

Part #	Description
YDGD50-30-1 [26028]	Dura Grip Positraction
YGLD50-30 [28023]	Grizzly Locker

Ball Joints

Part #	Description
YSPBJ-007 [33449]	Lower ball joint
YSPBJ-008 [33450]	Upper ball joint
YSPBJ-010 [33452]	Ball joint kit

Seals

Part #	Description
YMS47761 [30109]	Pinion seal, '98-'00 straight axle
YMS5778 [30128]	Pinion seal, IFS
YMS710043 [30138]	IFS axle seal, LH side
YMS8873 [30203]	Pinion seal, '01 & up straight axle
YMSF1013 [30265]	Inner axle seal, straight axle only
YMS1005 [30307]	IFS axle seal, RH side
YMSS1018 [30320]	Straight axle seal

Carrier Cases

Part #	Description
YC D706917 [20041]	Standard case, bare
YC D707459 [20041]	Standard case, loaded

Spicer 60 Standard Rotation

General Motors, Ford, International, Jeep.
Pinion enters housing below axle centerline

R/G Diameter: 9.75" / 248mm R/G Bolts: (12) 1/2" x 18 RH Cover Bolts: 10 Carrier Breaks: 4.10 / 4.56 Pinion Shaft Dia. / Spline: 1.625" / 29

Ring & Pinion Gear Sets

Part #	Ratio
YG D60-354 [24058]	3.54
YG D60-373 [24059]	3.73
YG D60-411 [24060]	4.11
YG D60-430 [24305]	4.30
YG D60-456 [24061]	4.56
YG D60-456T [24606]	4.56, Thick
YG D60-488 [24062]	4.88
YG D60-488T [24605]	4.88, thick
YG D60-513 [24063]	5.13
YG D60-513T [24607]	5.13, Thick
YG D60-538 [24064]	5.38
YG D60-538T [24590]	5.38 Thick
YG D60-586 [24306]	5.86
YG D60-617 [24307]	6.17
YG D60-717 [24308]	7.17
YG D60V-355 [24313]	3.55, Van applications
YG D60V-409 [24314]	4.09, Van applications

Spider Gear Sets

Part #	Description
YPKD60-PC-P/L [16155]	Powr Lok clutch kit
YPKD60-PC-T/L [16156]	Trac Loc clutch kit
YPKD60-PC-01 [16175]	Powr-Lok drive flat plate
YPKD60-SG-01 [16176]	Powr-Lok side gear, 35 spline
YPKD60-P/L-30 [16007]	Powr Lok positraction spider gear kit, 30 spl
YPKD60-P/L-35 [16008]	Powr Lok positraction spider gear kit, 35 spl
YPKD60-S-30 [16009]	Standard spider gear kit, 30 spline
YPKD60-S-32 [16084]	Standard spider gear kit, 32 spline
YPKD60-S-35 [16085]	Standard spider gear kit, 35 spline
YPKD60-T/L-30 [16086]	Trac Lok positraction spider gear kit, 30 spl
YPKD60-T/L-35 [16088]	Trac Lok positraction spider gear kit, 35 spl

Overhaul & Install Kits

Part #	Description
YK D60-DIS-A [14129]	Master Overhaul kit, Dodge disconnect Front, '98 & down
YK D60-DIS-B [14148]	Master Overhaul kit, Dodge disconnect Front, '99 & up
YK D60-F [14128]	Master Overhaul kit, Front
YK D60-R [14037]	Master Overhaul kit, rear
BK D60-F [11093]	Bearing installation kit, Front
BK D60-R [11031]	Bearing installation kit, rear
PK D60-F [13093]	Pinion installation kit, Front
PK D60-R [13032]	Pinion installation kit, rear
MK D60-F [12077]	Minimum installation kit, Front
MK D60-R [12026]	Minimum installation kit, rear
CK D60 [57005]	Carrier installation kit

Axle Bearing & Seal Kits

Part #	Description
AK 1561FD [10002]	Axle Bearing & Seal kit, Semi-float, rear
AK CD60 [10061]	Axle Bearing & Seal kit, '94-'02 Dodge rear
AK D60F [10009]	Axle Bearing & Seal kit, '78-'88 GM '74-'93 Ddg 1-tn fr.
AK D60F-NUTS [10010]	Spindle nut & washer kit
AK F-C05 [10015]	Axle Brg & Seal kit, '80-'93 Dodge ton fr.
AK F-C06 [10016]	Axle Brg & Seal kit, '75-'93 Dodge ton fr.
AK F-G07 [10028]	Axle Bearing & Seal kit, '71-'77 GM 1-ton fr.

Yokes

Part #	Description
YY D60-1310-29S [41022]	1310 U/Joint, strap style
YY D60-1310-29U [41023]	1310 U/Joint, U-bolt style
YY D60-1330-29S [41024]	1330 U/Joint, strap style
YY D60-1330-29U [41025]	1330 U/Joint, U-bolt style
YY D60-1350-29S [41026]	1350 U/Joint, strap style
YY D60-1350-29U [41027]	1350 U/Joint, U-bolt style, 29 spline
YY D60-1350-B [41138]	1350 U/joint, Billet steel
YY D60-1350-F [41029]	1350 U/Joint, Forged steel



Continued on next page

Spicer 60 Standard Rotation (Cont.)

General Motors, Ford, International, Jeep.
Pinion enters housing below axle centerline

R/G Diameter: 9.75" / 248mm R/G Bolts: (12) 1/2" x 18 RH Cover Bolts: 10 Carrier Breaks: 4.10 / 4.56 Pinion Shaft Dia. / Spline: 1.625" / 29

Shim Kits

Part #	Description
SK 30214 [55010]	Carrier shim kit
SK 30276 [55011]	Carrier shim kit
SK 30291 [55012]	Pinion depth shim kit
SK 34801 [55015]	Preload shim kit
SK 706375 [55020]	Complete shim kit

Small Parts

Part #	Description
YB AX-004 [18050]	Disconnect axle pilot brg for intermediate shaft, .813" O.D.
YB AX-006 [18052]	Disconnect inner axle bearing, 1.625" O.D., 0.500" wide
YHC80001 [29086]	King pin lower bearing cap, forged steel
YP KP-001 [32304]	Complete King-Pin rebuilt kit, one side
YP KP-002 [32305]	Partial King-Pin rebuilt kit, one side
YP KP-003 [32306]	Upper king pin bushing spring
YP KP-004 [32307]	Upper king pin cone
YP KP-005 [32308]	Cap gasket
YP KP-006 [32309]	Knuckle bushing
YP KP-007 [32310]	Upper spring cap
YP KP-008 [32311]	Upper spring retainer plate
YP KP-009 [32340]	King pin grease retainer
YSPABS-010 [33217]	ABS tone ring
YSPBF-002 [33001]	Baffle
YSPBF-015 [33014]	Inner slinger
YSPBF-020 [33019]	Outer slinger
YSPBF-036 [33441]	Pinion yoke dust shield
YSPBJ-007 [33449]	Lower ball joint
YSPBJ-008 [33450]	Upper ball joint
YSPBJ-010 [33452]	Ball joint kit
YSPBJ-014 [33456]	Ball joint kit, '99 & down
YSPBJ-016 [33458]	Ball joint kit, '00 & up
YSPBLT-007 [33037]	Ring gear bolt
YSPBLT-053 [33235]	Cover bolt
YSPBLT-054 [33236]	Powr Lok case bolt
YSPBLT-055 [33237]	Semi-float cross pin bolt, no shoulder
YSPBLT-056 [33238]	Semi-float cross pin bolt, tapered shoulder
YSPCC-050 [33247]	C/Clip
YSPCG-001 [33249]	Posi clutch guide
YSPCS-006 [33089]	Crush sleeve
YSPPN-010 [33144]	Pinion nut
YSPPN-030 [33164]	Pinion nut washer
YSPSP-003 [33476]	Spindle nut, 1.750" I.D., 6 sides
YSPSP-007 [33480]	Spindle nut retainer, 2.030" I.D., 8 tabs
YSPSP-011 [33484]	Spindle nut, 2.065" I.D., 6 slots
YSPSP-013 [33486]	Spindle nut, 1.940" I.D., w/ plastic ring
YSPSP-018 [33491]	Dodge outer stub axle nut washer
YSPSP-019 [33492]	Dodge outer stub axle nut
YSPSP-021 [33494]	Spindle nut, no pin
YSPSP-022 [33495]	Spindle nut washer
YSPSP-023 [33496]	Spindle nut, w/ pin
YSPSP-024 [33497]	Spindle bearing & seal kit
YSPSTUD-004 [33174]	GM steering knuckle stud
YSPTW-017 [33287]	Pinion gear thrust washer
YSPTW-073 [33532]	Side gear thrust washer
YSPXP-009 [33314]	Cross pin shaft, standard open & Trac Loc
YSPXP-010 [33315]	Cross pin shaft, Powr Lok
YSPXP-022 [33327]	Roll pin for cross pin shaft

Ball Joints

Part #	Description
YSPBJ-007 [33449]	Lower ball joint
YSPBJ-008 [33450]	Upper ball joint
YSPBJ-010 [33452]	Ball joint kit
YSPBJ-014 [33456]	Ball joint kit, '99 & down
YSPBJ-016 [33458]	Ball joint kit, '00 & up

Heavy-Duty Front axle U/Joints

Part #	Description
YP SJ-733X-733 [32088]	Super Joint kit, 2 joints + full circle clips, grease & grease gun
YP SJ-733X-732 [32087]	2 Super Joints w/Full circle clips. No grease or grease gun
YP SJ-733X-731 [32086]	1 Super Joint, w/Full circle clips. No grease or grease gun

Traction Aids & Spools

Part #	Description
YP FSD60-3-30 [32169]	Steel spool, 4.10 & down, 30 spline
YP FSD60-3-35 [32042]	Steel spool, 4.10 & down, 35 spline
YP FSD60-4-30 [32170]	Steel spool, 4.56 & up, 30 spline
YP FSD60-4-35 [32043]	Steel spool, 4.56 & up, 35 spline
YP FSD60-4-40 [32171]	Steel spool, 4.56 & up, 40 spline
YDGD60-3-30 [26037]	Dura Grip Positraction, 30 spline, 4.10 & down
YDGD60-3-32 [26038]	Dura Grip Positraction, 32 spline, 4.10 & down
YDGD60-3-35 [26039]	Dura Grip Positraction, 35 spline, 4.10 & down
YDGD60-4-30 [26040]	Dura Grip Positraction, 30 spline, 4.56 & up
YDGD60-4-32 [26041]	Dura Grip Positraction, 32 spline, 4.56 & up
YDGD60-4-35 [26042]	Dura Grip Positraction, 35 spline, 4.56 & up
YGLD60-3-30 [28002]	Grizzly Locker, 4.10 & down, 30 spline
YGLD60-3-35 [28003]	Grizzly Locker, 4.10 & down, 35 spline
YGLD60-3-40 [28024]	Grizzly Locker, 4.10 & down, 40 spline
YGLD60-4-40 [28025]	Grizzly Locker, 4.56 & up, 40 spline
YGLD60-4-30 [28004]	Grizzly Locker, 4.56 & up, 30 spl
YGLD60-4-35 [28005]	Grizzly Locker, 4.56 & up, 35 spl
YZLD60-3-30 [34021]	Zip Locker, 4.10 & down, 30 spl
YZLD60-3-35 [34022]	Zip Locker, 4.10 & down, 35 spl
YZLD60-3-35HC [34035]	Zip Locker, 4.10 & down, 35 spline, Competition Series
YZLD60-4-30 [34023]	Zip Locker, 4.56 & up, 30 spl
YZLD60-4-35 [34024]	Zip Locker, 4.56 & up, 35 spl
YZLD60-4-35HC [34036]	Zip Locker, 4.56 & up, 35 spline, Competition Series

Carrier Cases

Part #	Description
YC D706039 [20029]	Trac Loc positraction case, 4.56 & up
YC D706040 [20030]	Standard case, 4.10 & down, non-ABS
YC D706041 [20031]	Standard case, 4.56 & up, non-ABS
YC D706842 [20040]	Standard case, 4.10 & down, narrow
YC D707123 [20043]	Trac Loc case, 4.10 & down
YC D707433 [20124]	Trac Loc case, 4.10 & down, narrow
YC D707175 [20046]	Standard case, 4.56 & up, bare
YC D707212 [20047]	Standard case, 4.10 & down, w/ABS
YC D84627 [20125]	Standard case, loaded, 4.10 & down, 33 spline "Super" 60

Covers & Cover Gaskets

Part #	Description
YCGD60-D70 [23007]	Cover gasket
YCGD30-DISCO [23004]	Disconnect gasket
YHCC-D60 [32352]	Hardcore Diff Cover
YP C1-D60-STD [32005]	Chrome cover
YP C2-D60-STD [32024]	Polished aluminium cover
YP C3-D60-STD [32111]	Aluminium cover
YP C5-D60-STD [32321]	Steel Cover
YP C6-D60 [32352]	Nodular iron cover, Extra-HD

SPICER



Continued on next page

Spicer 60 Standard Rotation (Cont.)

General Motors, Ford, International, Jeep.
Pinion enters housing below axle centerline

R/G Diameter: 9.75" / 248mm R/G Bolts: (12) 1/2" x 18 RH Cover Bolts: 10 Carrier Breaks: 4.10 / 4.56 Pinion Shaft Dia. / Spline: 1.625" / 29

Seals

Part #	Description
YMS100715V [30000]	Pinion seal, '01 & up E250/E350/E450
YMS415960 [30060]	Wheel seal
YMS417480 [30064]	Axle seal, '62-'72 GM rear
YMS470682 [30082]	Inner axle seal, Front
YMS472856 [30092]	Axle seal, '66-'69 Ford rear
YMS473814 [30103]	Outer axle seal, '00 & down Dodge disconnect
YMS5131 [30122]	Inner axle seal, '00 & down Dodge disconnect
YMS710067 [30140]	Rear axle seal, semi-float
YMS9316 [30208]	Pinion seal
YMS9316-D60-35 [30209]	Pinion seal, oversize 35 spline pinion
YMS51098 [30117]	Inner axle seal, rear bolt-in Axles
YMSC1004 [30233]	Dodge Front inner axle seal, RH
YMSS1006 [30308]	Lower king pin seal
YMSS1007 [30309]	King pin rubber seal
YMSS1010 [30312]	Inner axle seal, quick disconnect housing
YMSS1014 [30316]	Axle seal, RH, quick disconnect housing
YMSS1015 [30317]	Axle seal, LH, quick disconnect housing
YMSS1018 [30320]	Inner axle seal, straight axle only
YMSS1020 [30322]	Upper king pin seal
YMSF1017 [30909]	'17 & up Ford Super Duty, mighty seal

Drive Flange Kits

Part #	Description
YHC50003 [29067]	30 spline, Yukon engraved
YHC50004 [29068]	30 spline, non-engraved
YHC50005 [29069]	35 spline, Yukon engraved
YHC50006 [29070]	35 spline, non-engraved
YHCDF-30-B [29076]	30 spline, single flange only
YHCDF-35 [29077]	35 spline, single flange only

Unit Bearings

Part #	Description
YB U580101 [18030]	LH, '98-'99 Dodge ton

Spindles

Part #	Description
YP SP700013 [32253]	GM & Dodge Front spindle, 6 hole, 7.5" long, 7" flange
YP SP700022 [32254]	Ford Front spindle, 5 hole, 6.5" flange

Spin Free Kits

Part #	Description
YA WU-03 [21727]	'94-'99 Dodge
YA WU-04 [21728]	'00-'08 Dodge SRW
YA WU-05 [21729]	'00-'08 Dodge DRW

Hardcore Locking Hubs

Part #	Description
YHC70001 [29082]	35 spline, '79-'93 Dodge, '79-'91 GM
YHC70003 [29084]	30 spline, '75-'93 Dodge, '77-'91 GM
YHC70008 [29097]	35 spline, '94-'99 Dodge w/Spin Free Kit
YHC70009 [29098]	35 spline, '00-'08 Dodge w/Spin Free Kit
YHC71001 [29088]	35 spline, '79-'93 Dodge, '79-'91 GM, one side only
YHC71003 [29091]	30 spline, '75-'93 Dodge, '77-'91 GM, one side only
YHC71008 [29099]	35 spline, '94-'99 Dodge w/Spin Free Kit, one side only
YHC71009 [29100]	35 spline, '00-'08 Dodge w/Spin Free Kit, one side only
YHC72001 [29089]	Bezel & selector only
YHC73003 [29087]	35 spline upgrade kit for YHC70003

Front wheel hubs

Part #	Description
YHC63629 [29072]	8 x 6.5" bolt pattern, fits GM spindle
YHC63907 [29073]	5 x 5.5" bolt pattern, fits GM spindle
YHC63908 [29074]	6 x 5.5" bolt pattern, fits GM spindle

Spicer 60 Reverse Rotation

Ford, Pinion enters housing above axle centerline

R/G Diameter: 9.75" / 248mm R/G Bolts: (12) 1/2" x 18 RH Cover Bolts: 10 Carrier Breaks: 4.10 / 4.56 Pinion Shaft Dia. / Spline: 1.625" / 29

Ring & Pinion Gear Sets

Part #	Ratio
YG D60R-354R [24309]	3.54
YG D60R-373R [24310]	3.73
YG D60R-411R [24065]	4.11
YG D60R-430R-T [24311]	4.30, thick
YG D60SR-456R [24709]	4.56, '17 & up
YG D60R-456R-T [24066]	4.56 Thick
YG D60R-488R [24067]	4.88
YG D60R-488R-T [24068]	4.88, thick
YG D60R-538R [24070]	5.38
YG D60R-538R-35 [24312]	5.38, 35 spline pinion
YG D60R-538R-T [24071]	5.38, thick

Spider Gear Sets

Part #	Description
YPKD60-PC-P/L [16155]	Powr Lok clutch kit
YPKD60-PC-T/L [16156]	Trac Loc clutch kit
YPKD60-PC-01 [16175]	Powr-Lok drive flat plate
YPKD60-SG-01 [16176]	Powr-Lok side gear, 35 spline
YPKD60-P/L-35 [16008]	Powr Lok posi spider gear kit, 35 spl

Spider Gear Sets (Cont.)

Part #	Description
YPKD60-S-35 [16085]	Standard spider gear kit, 35 spline
YPKD60-T/L-35 [16088]	Trac Lok positraction spider gear kit, 35 spline

Overhaul & Install Kits

Part #	Description
YK D60-F [14128]	Master Overhaul kit, reverse Front
YK D60-SUP [14149]	Master Overhaul kit, "Super" 60
BK D60-F [11093]	Bearing installation kit, reverse Front
PK D60-F [13093]	Pinion installation kit, reverse Front
MK D60-F [12077]	Minimum installation kit, reverse Front
CK D60 [57005]	Carrier installation kit

Axle Bearing & Seal Kits

Part #	Description
AK D50F-NUTS-A [10008]	Spindle nut & washer kit
AK D60F [10009]	Axle bearing & seal kit, '78-'97 Ford 1-ton
AK D60F-NUTS [10010]	Spindle nut & washer kit
AK F-F06 [10021]	Axle bearing & seal kit, '83-'96 Ford ton, '98-'99 Ford 1-ton

Spicer 60 Reverse Rotation (Cont.)

Ford, Pinion enters housing above axle centerline

R/G Diameter: 9.75" / 248mm R/G Bolts: (12) 1/2" x 18 RH Cover Bolts: 10 Carrier Breaks: 4.10 / 4.56 Pinion Shaft Dia. / Spline: 1.625" / 29

Yokes

Part #	Description
YY D60-1310-29S [41022]	1310 U/Joint, strap style
YY D60-1310-29U [41023]	1310 U/Joint, U-bolt style
YY D60-1330-29S [41024]	1330 U/Joint, strap style
YY D60-1330-29U [41025]	1330 U/Joint, U-bolt style
YY D60-1350-29S [41026]	1350 U/Joint, strap style
YY D60-1350-29U [41027]	1350 U/Joint, U-bolt style, 35 spline
YY D60-1350-B [41138]	1350 U/joint, Billet steel
YY D60-1350-F [41029]	1350 U/Joint, Forged steel
YY D60-1410-29S [41030]	1410 U/Joint, strap style
YY D60-1410-29U [41031]	1410 U/Joint, U-bolt style
YY D60-7290-29 [41032]	7290 U/Joint, round flange for Dodge
YY STR-002 [41193]	1350 & 1410 U/Joint strap kit
YY STR-003 [41194]	1480 U/Joint strap kit
YY UB-002 [41198]	1310 U/Joint U-Bolt kit
YY UB-003 [41199]	1330 U/Joint U-Bolt kit
YY UB-004 [41190]	1350 & 1410 U/Joint U-Bolt kit

Shim Kits

Part #	Description
SK 30276 [55011]	Carrier shim kit
SK 30291 [55012]	Pinion depth shim kit
SK 34801 [55015]	Preload shim kit
SK 706375 [55020]	Complete shim kit

Small Parts

Part #	Description
YHC80001 [29086]	King pin lower bearing cap, forged steel
YP KP-001 [32304]	Complete King-Pin rebuilt kit, one side
YP KP-002 [32305]	Partial King-Pin rebuilt kit, one side
YP KP-003 [32306]	Upper king pin bushing spring
YP KP-004 [32307]	Upper king pin cone
YP KP-005 [32308]	Cap gasket
YP KP-006 [32309]	Knuckle bushing
YP KP-007 [32310]	Upper spring cap
YP KP-008 [32311]	Upper spring retainer plate
YP KP-009 [32340]	King pin grease retainer
YSPABS-010 [33217]	ABS tone ring
YSPBF-002 [33001]	Baffle
YSPBF-015 [33014]	Inner slinger
YSPBF-020 [33019]	Outer slinger
YSPBF-036 [33441]	Pinion yoke dust shield
YSPBLT-007 [33037]	Ring gear bolt
YSPBLT-053 [33235]	Cover bolt
YSPBLT-054 [33236]	Powr Lok case bolt
YSPCG-001 [33249]	Posi clutch guide
YSPCS-006 [33089]	Crush sleeve
YSPCS-064 [33626]	Crush sleeve
YSPPN-010 [33144]	Pinion nut
YSPPN-030 [33164]	Pinion nut washer
YSPSP-021 [33494]	Spindle nut, no pin
YSPSP-022 [33495]	Spindle nut washer
YSPSP-023 [33496]	Spindle nut, w/ pin
YSPSP-024 [33497]	Spindle bearing & seal kit
YSPSP-028 [33501]	Spindle bearing & seal kit, w/ solid seal, '78-'99 Ford
YSPSP-030 [33503]	Spindle bearing & seal kit, '92-'98 Ford
YSPTW-017 [33287]	Pinion gear thrust washer
YSPTW-073 [33532]	Side gear thrust washer
YSPXP-009 [33314]	Cross pin shaft, standard open & Trac Loc
YSPXP-010 [33315]	Cross pin shaft, Powr Lok
YSPXP-022 [33327]	Roll pin for cross pin shaft

Traction Aids & Spools

Part #	Description
YP FSD60-3-35 [32042]	Steel spool, 4.10 & down, 35 spline
YP FSD60-4-35 [32043]	Steel spool, 4.56 & up, 35 spline
YP FSD60-4-40 [32171]	Steel spool, 4.56 & up, 40 spline
YDGD60-3-35	Dura Grip Positraction, 35 spline, 4.10 & down
YDGD60-4-35	Dura Grip Positraction, 35 spline, 4.56 & up
YGLD60-3-35 [28003]	Grizzly Locker, 4.10 & down, 35 spline
YGLD60-3-40 [28024]	Grizzly Locker, 4.10 & down, 40 spline
YGLD60-4-40 [28025]	Grizzly Locker, 4.56 & up, 40 spline
YGLD60-4-35 [28005]	Grizzly Locker, 4.56 & up, 35 spl
YZLD60-3-35 [34022]	Zip Locker, 4.10 & down, 35 spl
YZLD60-3-35HC [34035]	Zip Locker, 4.10 & down, 35 spline, Competition Series
YZLD60-4-35 [34024]	Zip Locker, 4.56 & up, 35 spl
YZLD60-4-35HC [34036]	Zip Locker, 4.56 & up, 35 spline, Competition Series

Heavy-Duty Front axle U/Joints

Part #	Description
YP SJ-733X-733 [32088]	Super Joint kit, 2 joints + full circle clips, grease & grease gun
YP SJ-733X-732 [32087]	2 Super Joints w/Full circle clips. No grease or grease gun
YP SJ-733X-731 [32086]	1 Super Joint, w/Full circle clips. No grease or grease gun

Carrier Cases

Part #	Description
YC D706040 [20030]	Standard case, 4.10 & down, non-ABS
YC D706842 [20040]	Standard case, 4.10 & down, narrow
YC D707123 [20043]	Trac Loc case, 4.10 & down
YC D706039 [20029]	Trac Loc positraction case, 4.56 & up
YC D706041 [20031]	Standard case, 4.56 & up, non-ABS
YC D707175 [20046]	Standard case, 4.56 & up, w/ABS
YC D707212 [20047]	Standard case, 4.10 & down, w/ABS
YC D707433 [20124]	Trac Loc case, 4.10 & down, narrow

Covers & Cover Gaskets

Part #	Description
YCGD60-D70 [23007]	Cover gasket
YP C2-D60-REV [32023]	Polished aluminium cover
YP C5-D60-REV [32320]	Steel Cover
YP C5-D60-SUP [32343]	"Super" 60 steel cover, 12 cover bolts
YHCC-D60 [32352]	Hardcore Diff Cover

Ball Joints

Part #	Description
YSPBJ-007 [33449]	Lower ball joint
YSPBJ-008 [33450]	Upper ball joint
YSPBJ-010 [33452]	Ball joint kit
YSPBJ-014 [33456]	Ball joint kit, '99 & down

Seals

Part #	Description
YMS100715V [30000]	Pinion seal, "Super" 60 Front
YMS18926 [30009]	Pinion seal for Rock Jock housing
YMS4250 [30067]	Wheel seal
YMS470682 [30082]	Inner axle seal, Front
YMS9316 [30208]	Pinion seal
YMS9316-D60-35 [30209]	Pinion seal, oversize 35 spline pinion
YMSF1015 [30348]	Outer axle unit bearing seal, '05 & up
YMSF1016 [30349]	Inner axle dust seal, '05 & up
YMSS1007 [30309]	King pin rubber seal

SPICER



Continued on next page

Spicer 60 Reverse Rotation (Cont.)

Ford, Pinion enters housing above axle centerline

R/G Diameter: 9.75" / 248mm R/G Bolts: (12) 1/2" x 18 RH Cover Bolts: 10 Carrier Breaks: 4.10 / 4.56 Pinion Shaft Dia. / Spline: 1.625" / 29

Drive Flange Kits

Part #	Description
YHC50003 [29067]	30 spline, Yukon engraved
YHC50004 [29068]	30 spline, non-engraved
YHC50005 [29069]	35 spline, Yukon engraved
YHC50006 [29070]	35 spline, non-engraved
YHCDF-30-B [29076]	30 spline, single flange only
YHCDF-35 [29077]	35 spline, single flange only

Spindles

Part #	Description
YP SP700022 [32254]	Front spindle, Ford, 5 hole, 7" long, 6.5" flange
YP SP708085 [32267]	Frnt spindle, Ford, 5 hole, 7" long, 7" flange

Hardcore Locking Hubs

Part #	Description
YHC70001 [29082]	35 spline, '78-'97 F350
YHC70002 [29083]	35 spline, '99-'04 F350
YHC70004 [29085]	30 spline, '99-'04 F350
YHC71001 [29088]	35 spline, '78-'97 F350, one side only
YHC71002 [29090]	35 spline, '99-'04 F350, one side only
YHC71004 [29092]	30 spline, '99-'04 F350, one side only
YHC72001 [29089]	Bezel & selector only
YHC73003 [29087]	35 spline upgrade kit for YHC70003
YHC73004 [29093]	35 spline upgrade kit for YHC70004

Spicer 60 Short Reverse Front

2017 - Present 3/4 & 1 Ton Ford

R/G Diameter: 10" R/G Bolts: (12) 1/2" x 20 RH Cover Bolts: 10 Carrier Breaks: none Pinion Shaft Dia. / Spline: 28

Ring & Pinion Gear Sets

Part #	Ratio
YG D60SR-354R [24713]	3.54
YG D60SR-373R [24714]	3.73
YG D60SR-410R [24712]	4.11
YG D60SR-430R [24708]	4.30
YG D60SR-456R [24709]	4.56
YG D60SR-488R [24710]	4.88

YGLD60-3-35 [28003]	Grizzly Locker, 4.10 & down, 35 spline
YDGD60-3-35 [26039]	Dura Grip Positraction, 35 spline, 4.10 & down
YZLD60-3-30 [34021]	Zip Locker, 4.10 & down, 30 spl
YZLD60-3-35 [34022]	Zip Locker, 4.10 & down, 35 spl

Shim Kits

Part #	Description
SK 30276 [55011]	Carrier shim kit

Small Parts

Part #	Description
YSPTW-017 [33287]	Pinion gear thrust washer
YSPTW-073 [33532]	Side gear thrust washer
YSPXP-009 [33314]	Cross pin shaft, standard open & Trac Loc
YSPXP-022 [33327]	Roll pin for cross pin shaft
YSPCS-064 [33626]	Crush sleeve

Seals

Part #	Description
YMSF1017 [30909]	'17 & up Ford Super Duty, mighty seal

Carrier Cases

Part #	Description
YC D706040 [20030]	Standard case, 4.10 & down, non-ABS
YC D706842 [20040]	Standard case, 4.10 & down, narrow
YC D707123 [20043]	Trac Loc case, 4.10 & down
YC D707433 [20124]	Trac Loc case, 4.10 & down, narrow
YC D707212 [20047]	Standard case, 4.10 & down, w/ABS

Traction Aids & Spools

Part #	Description
YP FSD60-3-35 [32042]	Steel spool, 4.10 & down, 35 spline

Spicer 61

Dodge, Ford

R/G Diameter: 9.75" / 248mm R/G Bolts: (12) 1/2" x 18 RH Cover Bolts: 10 Carrier Breaks: 3.31 / 3.54 Pinion Shaft Dia. / Spline: 1.625" / 29

Yokes

Part #	Description
YY D60-1310-29S [41022]	1310 U/Joint, strap style
YY D60-1310-29U [41023]	1310 U/Joint, U-bolt style
YY D60-1330-29S [41024]	1330 U/Joint, strap style
YY D60-1330-29U [41025]	1330 U/Joint, U-bolt style
YY D60-1350-29S [41026]	1350 U/Joint, strap style
YY D60-1350-29U [41027]	1350 U/Joint, U-bolt style, 29 spline
YY D60-1350-29U [41027]	1350 U/Joint, U-bolt style, 35 spline
YY D60-1350-B [41138]	1350 U/joint, Billet steel
YY D60-1350-F [41029]	1350 U/Joint, Forged steel
YY D60-1410-29S [41030]	1410 U/Joint, strap style
YY D60-1410-29U [41031]	1410 U/Joint, U-bolt style
YY UB-003 [41199]	1330 U/Joint U-Bolt kit

Small Parts

Part #	Description
YSPBF-002 [33001]	Baffle
YSPBF-015 [33014]	Inner slinger
YSPBF-020 [33019]	Outer slinger
YSPBF-036 [33441]	Pinion yoke dust shield
YSPBLT-007 [33037]	Ring gear bolt
YSPCS-006 [33089]	Crush sleeve
YSPPN-010 [33144]	Pinion nut
YSPPN-030 [33164]	Pinion nut washer
YSPTW-073 [33532]	Side gear thrust washer

Shim Kits

Part #	Description
SK 30276 [55011]	Carrier shim kit
SK 30291 [55012]	Pinion depth shim kit
SK 34801 [55015]	Preload shim kit
SK 706375 [55020]	Complete shim kit

Overhaul & Install Kits

Part #	Description
YK D60-F [14128]	Front Master Overhaul kit
YK D60-R [14037]	Rear Master Overhaul kit
BK D60-F [11093]	Front bearing installation kit
BK D60-R [11031]	Rear bearing installation kit
PK D60-F [13093]	Front pinion installation kit
PK D60-R [13032]	Rear pinion installation kit
MK D60-F [12077]	Front minimum installation kit
MK D60-R [12026]	Rear minimum installation kit

Continued on next page



Spicer 61 (Cont.)

Ford, Pinion enters housing above axle centerline

R/G Diameter: 9.75" / 248mm R/G Bolts: (12) 1/2" x 18 RH Cover Bolts: 10 Carrier Breaks: 4.10 / 4.56 Pinion Shaft Dia. / Spline: 1.625" / 29

Carrier Cases

Part #	Description
YC D706039 [20029]	Trac Lok positraction case, 4.56 & up
YC D706842 [20040]	Bare standard case, 4.10 & down
YC D707123 [20043]	Trac Lok positraction case, 4.10 & down
YC D707212 [20047]	Bare standard case, 4.10 & down

Axle Bearing & Seal Kits

Part #	Description
AK 1561FD [10002]	Axle bearing & seal kit, Semi-float

Covers & Cover Gaskets

Part #	Description
YP C5-D60-STD [32321]	Steel Cover
YCGD60-D70 [23007]	Dropout gasket

Seals

Part #	Description
YMS710067 [30140]	Rear axle seal, semi-float
YMS9316 [30208]	Pinion seal
YMS99187 [30228]	Pinion yoke redi sleeve

Spider Gear Sets

Part #	Description
YPKD60-P/L-30 [16007]	Powr Lok posi spider gear kit, 30 spline
YPKD60-P/L-35 [16008]	Powr Lok posi spider gear kit, 35 spline
YPKD60-S-30 [16009]	Standard spider gear kit, 30 spline
YPKD60-S-35 [16085]	Standard spider gear kit, 35 spline
YPKD60-T/L-30 [16086]	Trac Lok posi spider gear kit, 30 spline
YPKD60-T/L-35 [16088]	Trac Lok posi spider gear kit, 35 spline

Spicer 70

Dodge, General Motors, Ford

R/G Diameter: 10.5" R/G Bolts: (12) 1/2" x 18 RH Cover Bolts: 10 Carrier Breaks: 4.10 / 4.56 Pinion Shaft Dia. / Spline: 1.750" / 29

Ring & Pinion Gear Sets (5/8" offset)

Part #	Ratio
YG D70-354 [24072]	3.54
YG D70-373 [24073]	3.73
YG D70-411 [24074]	4.11
YG D70-456 [24075]	4.56
YG D70-456T [24317]	4.56, thick
YG D70-488 [24318]	4.88
YG D70-513 [24319]	5.13
YG D70-586 [24320]	5.86
YG D70-617 [24321]	6.17
YG D70-717 [24322]	7.17

Axle Bearing & Seal Kits

Part #	Description
AK CD60 [10061]	Axle Bearing & Seal kit, '94-'02 Dodge
AK FD60/70 [10055]	Axle bearing & seal kit, '67-'97 Ford 1-ton

Yokes

Part #	Description
YY D60-1310-29S [41022]	1310 U/Joint, strap style
YY D60-1310-29U [41023]	1310 U/Joint, U-bolt style
YY D60-1330-29U [41025]	1330 U/Joint, U-bolt style
YY D60-1350-29S [41026]	1350 U/Joint, strap style
YY D60-1350-29U [41027]	1350 U/Joint, U-bolt style, 29 spline
YY D60-1350-B [41138]	1350 U/joint, Billet steel
YY D60-1350-F [41029]	1350 U/Joint, Forged steel
YY D60-1410-29S [41030]	1410 U/Joint, strap style
YY D60-1410-29U [41031]	1410 U/Joint, U-bolt style
YY D60-7290-29 [41032]	7290 U/Joint, round flange for Dodge
YY D60-RND-29R [41033]	Round companion flange
YY STR-002 [41193]	1350 & 1410 U/Joint strap kit
YY STR-003 [41194]	1480 U/Joint strap kit
YY UB-003 [41199]	1330 U/Joint U-Bolt kit
YY UB-004 [41190]	1350 & 1410 U/Joint U-Bolt kit

Seals

Part #	Description
YMS100715V [30000]	Pinion seal, '01 & up E250/E350/E450
YMS417158 [30063]	Wheel seal, '94-'02 Dodge
YMS9316 [30208]	Pinion seal
YMS9864S [30216]	Wheel seal, '67-'97 Ford
YMS99187 [30228]	Pinion yoke redi sleeve

Traction Aids & Spoils

Part #	Description
YDGD70-3-32 [26043]	Dura Grip Positraction, 32 spline, 4.10 & down
YDGD70-3-35 [26044]	Dura Grip Positraction, 35 spline, 4.10 & down

Small Parts

Part #	Description
YSPABS-011 [33218]	ABS tone ring
YSPBF-002 [33001]	Baffle, Dana 70U
YSPBF-004 [33003]	Baffle, Dana 70 & 70HD
YSPBF-014 [33013]	Inner slinger
YSPBF-020 [33019]	Outer slinger
YSPBF-036 [33441]	Pinion yoke dust shield
YSPBLT-007 [33037]	Ring gear bolt
YSPBLT-053 [33235]	Cover bolt
YSPBLT-054 [33236]	Powr Lok case bolt
YSPPN-010 [33144]	Pinion nut
YSPPN-030 [33164]	Pinion nut washer
YSPSP-004 [33477]	Spindle nut retainer, 1.830" I.D., 10 outer tabs
YSPSP-006 [33479]	Spindle nut, 1.940" I.D., 6 slots
YSPTW-017 [33287]	Pinion gear thrust washer, 2-piece case only
YSPTW-018 [33288]	Pinion gear thrust washer
YSPTW-073 [33532]	Side gear thrust washer
YSPXP-010 [33315]	Cross pin shaft, Powr Lok
YSPXP-019 [33324]	Cross pin shaft, standard open
YSPXP-022 [33327]	Roll pin for cross pin shaft
YSPXP-023 [33328]	Cross pin shaft, standard open, fits UPS trucks only

Carrier Cases

Part #	Description
YC D706053 [20032]	70 & 70U Powr-Lok case, 4.10 & down, ABS or non-ABS
YC D706056 [20033]	70 & 70U Stan case, 4.56 & up, non-ABS
YC D706066 [20034]	70HD Powr Lok case, 4.10 & down, non-ABS
YC D706067 [20035]	70HD Powr Lok case, 4.56 & up, ABS & non-ABS
YC D706068 [20036]	70HD Stan case, 4.10 & down, non-ABS
YC D706069 [20037]	70HD Standard case, 4.56 & up, non-ABS
YC D707125 [20044]	70 & 70U Standard case, 4.56 & up, ABS & non-ABS
YC D707129 [20045]	70 & 70U Standard case, 4.10 & down, ABS & non-ABS
YC D707216 [20048]	Standard case, 4.10 & down, narrow
YC D708075-1 [20129]	Standard case, "Super" 70, 35 spline
YC G8892385 [20103]	Standard case, "Super" 70, Express & Savana van

SPICER



Continued on next page

Spicer 70 (Cont.)

Dodge, General Motors, Ford

R/G Diameter: 10.5" R/G Bolts: (12) 1/2" x 18 RH Cover Bolts: 10 Carrier Breaks: 4.10 / 4.56 Pinion Shaft Dia. / Spline: 1.750" / 29

Overhaul & Install Kits

Part #	Description
YK D70 [14038]	Master Overhaul kit, Dana 70
YK D70-HD [14039]	Master Overhaul kit, Dana 70HD
YK D70U [14040]	Master Overhaul kit, Dana 70U
BK D70 [11032]	Bearing installation kit, Dana 70
BK D70-HD [11033]	Bearing installation kit, Dana 70HD
BK D70-U [11034]	Bearing installation kit, Dana 70U
PK D70 [13033]	Pinion installation kit, Dana 70
PK D70-HD [13034]	Pinion installation kit, Dana 70HD
PK D70-U [13035]	Pinion installation kit, Dana 70U
MK D70 [12027]	Minimum installation kit, Dana 70
MK D70-HD [12028]	Minimum installation kit, Dana 70HD

Covers & Cover Gaskets

Part #	Description
YCGD60-D70 [23007]	Cover gasket
YP C3-D70 [32112]	Heavy-duty aluminum girdle cover
YP C5-D70 [32322]	Steel Cover
MK D70-U [12029]	Minimum installation kit, Dana 70

Spider Gear Sets

Part #	Description
YPKD60-PC-P/L [16155]	Powr Lok clutch kit
YPKD60-P/L-35 [16008]	Powr Lok posi spider gear kit, 35 spline
YPKD60-PC-01 [16175]	Powr-Lok drive flat plate
YPKD70-P/L-32 [16090]	Powr Lok posi spider gear kit, 32 spline
YPKD70-S-32 [16092]	Standard spider gear kit, 32 spline
YPKD70-S-35 [16093]	Standard spider gear kit, 35 spline
YPKD80-S-37 [16096]	Standard spider gear kit, 37 spline
YPKD60-SG-01 [16176]	Powr-Lok side gear, 35 spline

Shim Kits

Part #	Description
SK 30276 [55011]	Carrier shim kit
SK 30291 [55012]	Pinion depth shim kit, Dana 70U
SK 30797 [55013]	Pinion depth shim kit, Dana 70 & 70HD
SK 34801 [55015]	Preload shim kit, D70U
SK 41009 [55070]	Preload Spacer
SK 706213 [55019]	Complete shim kit, Dana 70 & 70HD
SK 706375 [55020]	Complete shim kit, Dana 70U

Spicer 80

Dodge, General Motors, Ford

R/G Diameter: 11.25" R/G Bolts: (12) 9/16" x 18 RH Cover Bolts: 10 Carrier Breaks: 3.73 / 4.10 Pinion Shaft Dia. / Spline: 2.0" / 37

Ring & Pinion Gear Sets

Part #	Ratio
YG D80-331 [24323]	3.31
YG D80-354 [24076]	3.54
YG D80-373 [24077]	3.73
YG D80-373-4 [24078]	3.73, thin
YG D80-411 [24079]	4.11
YG D80-411T [24080]	4.11, thick
YG D80-430 [24081]	4.30
YG D80-463 [24082]	4.63
YG D80-488 [24324]	4.88
YG D80-513 [24083]	5.13
YG D80-538 [24325]	5.38

Spider Gear Sets

Part #	Description
YPKD70-S-35 [16093]	Standard spider gear kit, 35 spline
YPKD80-S-37 [16096]	Standard spider gear kit, 37 spline
YPKD80-PC-T/L [16157]	Trac Loc clutch kit
YPKD80-P/L-35-R [16094]	Positraction spider gear set, 35 spline, round cross pin shafts

Carrier Cases

Part #	Description
YC D707061 [20122]	Standard case, 4.10 & up, 35 spline, loaded
YC D707062 [20042]	Standard case, 4.10 & up, non-ABS
YC D707219 [20049]	Standard case, 3.73 & down, ABS & non-ABS
YC D707230 [20050]	Standard case, 4.10 & up, ABS & non-ABS

Covers & Cover Gaskets

Part #	Description
YP C1-D80 [32006]	Chrome Cover
YP C2-D80 [32025]	Polished aluminium cover
YP C5-D80 [32323]	Steel Cover
YP C5-D80-A [32337]	Finned aluminum cover
YP C6-D80 [32337]	Finned aluminum cover

Traction Aids & Devices

Part #	Description
YDGD80-3-35 [26045]	Dura Grip Positraction, 35 spline, 3.73 & down
YDGD80-3-37 [26046]	Dura Grip Positraction, 37 spline, 3.73 & down
YDGD80-4-35 [26047]	Dura Grip Positraction, 35 spline, 4.10 & up
YDGD80-4-37 [26048]	Dura Grip Positraction, 37 spline, 4.10 & up
YP FSD80-4-35 [32172]	35 spline spool, 4.10 & up
YP FSD80-4-37 [32173]	37 spline spool, 4.10 & up

Overhaul & Install Kits

Part #	Description
YK D80-A [14041]	Master Overhaul kit
YK D80-B [14042]	Master Overhaul kit, '98 & up Ford only
BK D80-A [11035]	Bearing installation kit

Overhaul & Install Kits (Cont.)

Part #	Description
BK D80-B [11036]	Bearing installation kit, '98 & up Ford only
PK D80-A [13036]	Pinion installation kit
PK D80-B [13037]	Pinion installation kit, '98 & up Ford only
MK D80-A [12030]	Minimum installation kit
MK D80-B [12031]	Minimum installation kit, '98 & up Ford only

Yokes

Part #	Description
YY D80-1410-37S [41034]	1410 U/Joint, strap style
YY D80-1480-37S [41035]	1480 U/Joint, strap style
YY D80-1550-37S [41215]	1550 U/Joint, strap style
YY D80-RND-37R [41036]	Round companion flange
YY STR-003 [41194]	1480 U/Joint strap kit
YY UB-004 [41190]	1350 & 1410 U/Joint U-Bolt kit
YY UB-005 [41191]	1480 U/Joint U-Bolt kit

Continued on next page

Spicer 80 (Cont.)

Dodge, General Motors, Ford

R/G Diameter: 11.25" R/G Bolts: (12) 9/16" x 18 RH Cover Bolts: 10 Carrier Breaks: 3.73 / 4.10 Pinion Shaft Dia. / Spline: 2.0" / 37

Small Parts

Part #	Description
YSPABS-008 [33215]	ABS tone ring
YSPBF-005 [33004]	Baffle
YSPBF-019 [33018]	Outer slinger
YSPBLT-009 [33039]	Ring gear bolt
YSPBLT-053 [33235]	Cover bolt
YSPPN-011 [33145]	Pinion nut
YSPPN-031 [33165]	Pinion nut washer
YSPTW-018 [33288]	Pinion gear thrust washer
YSPTW-073 [33532]	Side gear thrust washer
YSPXP-019 [33324]	Cross pin shaft, standard open
YSPXP-022 [33327]	Roll pin for cross pin shaft

Seals

Part #	Description
YMS100727 [30001]	Pinion seal, '98 & up Ford
YMS4525V [30075]	Pinion seal

Shim Kits

Part #	Description
SK 20112 [55006]	Pinion depth shim kit (between pinion head & bearing)
SK 30276 [55011]	Carrier shim kit
SK 42429 [55076]	Pinion preload shim kit
SK 707066 [55024]	Pinion shim kit, 4.125" O.D., design only
SK 707068 [55025]	Complete shim kit
SK 707481 [55028]	Complete shim kit, '98 & up Ford only
YSPXP-022 [33327]	Roll pin for cross pin shaft

Spicer 110

Dodge, General Motors, Ford

R/G Diameter: 12.25" R/G Bolts: (12) 1/2" x 20 LH Cover Bolts: 10 Carrier Breaks: None Pinion Shaft Dia. / Spline: 2.215" / 34

Ring & Pinion Gear Sets

Part #	Ratio
YG DS110-373 [24326]	3.73
YG DS110-411 [24327]	4.11
YG DS110-430 [24566]	4.30
YG DS110-456 [24328]	4.56
YG DS110-488 [24329]	4.88

Spider Gear Sets

Part #	Description
YPKDS110-S-34 [16135]	Standard spider gear kit, 34 spline

Overhaul & Install Kits

Part #	Description
YK DS110 [14150]	Master Overhaul kit

Axle Bearing & Seal Kits

Part #	Description
AK F450 [10054]	Axle Bearing & Seal kit for F450

Yokes

Part #	Description
YY DS111-RND-34 [41183]	Round companion flange
YY S110-1480-39 [41171]	1480 U/Joint
YY UB-005 [41191]	1480 U/Joint U-Bolt kit

Shim Kits

Part #	Description
SK DS110 [55066]	Solid pinion spacer

Small Parts

Part #	Description
YSPABS-007 [33214]	ABS tone ring
YSPBLT-043 [33072]	Ring gear bolt
YSPPN-035 [33169]	Pinion nut

Seals

Part #	Description
YMS710454 [30157]	Inner wheel seal
YMS1021 [30323]	Pinion seal

S110 Ring & Pinion



SPICER

Spicer 111

Dodge

R/G Diameter: 12.25" R/G Bolts: (10) Cover Bolts: Dropout Pinion Shaft Dia. / Spline: 2.215" / 34

Ring & Pinion Gear Sets

Part #	Ratio
YG DS111-411 [24559]	4.11
YG DS111-444 [24561]	4.44
YG DS111-488 [24560]	4.88

Seals

Part #	Description
YMSS1021 [30323]	Pinion seal

Shim Kits

Part #	Description
SK DS110 [55066]	Preload shim kit
SK DS110 [55066]	Solid pinion spacer

Small Parts

Part #	Description
YSPABS-025 [33423]	ABS tone ring, 4.55 & 4.88 ratio
YSPABS-030 [33436]	ABS tone ring, 5.38 ratio
YSPBLT-046 [33202]	Ring gear bolt
YSPPN-035 [33169]	Pinion nut

Spicer 130

Ford

R/G Diameter: 14.25" R/G Bolts: (12) 1/2" x 20 RH Cover Bolts: dropout Carrier Breaks: None Pinion Shaft Dia. / Spline: 2.250" / 34

Ring & Pinion Gear Sets

Part #	Ratio
YG DS130-430 [24557]	4.30
YG DS130-488 [24558]	4.88

Overhaul & Install Kits

Part #	Description
YK DS110 [14150]	Master Overhaul Kit

Spicer 135

Ford / GM

R/G Diameter: 14.25" R/G Bolts: (12) 1/2" x 20 RH Cover Bolts: dropout Carrier Breaks: None Pinion Shaft Dia. / Spline: 2.250" / 34

Ring & Pinion Gear Sets

Part #	Ratio
YG DS135-411 [24581]	4.11
YG DS135-488 [24600]	4.88
YG DS135-513 [45799]	5.13
YG DS135-538 [24694]	5.38

Overhaul & Install Kits

Part #	Description
YK DS135 [14126]	Master Overhaul Kit

Axle Bearing & Seal Kits

Part #	Description
AK F450 [10054]	Axle bearing & seal kit for F450

Shim Kits

Part #	Description
SK 30214 [55010]	Carrier shim kit
SK DS135 [55068]	Preload shim kit

Carrier Case

Part #	Description
YC DS135-03 [20136]	Standard case, 3.91-4.44 ratios only

Spider Gear Sets

Part #	Description
YPKDS135-S-36 [16136]	Standard spider gear kit, 36 spline

Small Parts

Part #	Description
YSPBLT-011 [33041]	Ring Gear bolt & nut set, set of 12
YSPPN-037 [33203]	Pinion nut

Seals

Part #	Description
YMS710454 [30157]	Inner wheel seal
YMS714512 [30170]	Pinion seal



4340 Chromoly Rear Axles

Ford 7.5"

Passenger Car, Small Truck & Aerostar Van

R/G Diameter: 7.5" R/G Bolts: (10) 7/16" x 20 RH Cover Bolts: 10 Carrier Breaks: None Pinion Shaft Dia. / Spline: 1.625" / 28

Ring & Pinion Gear Sets

Part #	Ratio
YG F7.5-273 [24335]	2.73
YG F7.5-308 [24336]	3.08
YG F7.5-327 [24337]	3.27
YG F7.5-345 [24338]	3.45
YG F7.5-373 [24339]	3.73
YG F7.5-411 [24340]	4.11
YG F7.5-456 [24341]	4.56

Spider Gear Sets

Part #	Description
YPKF7.5-PC [16013]	Positraction clutch set
YPKF7.5-S-28 [16014]	Standard spider gear set, 28 spline

Overhaul & Install Kits

Part #	Description
YK F7.5 [14046]	Master Overhaul kit
BK F7.5 [11039]	Bearing installation kit
PK F7.5 [13039]	Pinion installation kit
MK F7.5 [12033]	Minimum installation kit
CK GM8.5 [57008]	Carrier installation kit

Axle Bearing & Seal Kits

Part #	Description
AK 1563 [10004]	Axle bearing & seal kit, 2.250" O.D.

Yokes

Part #	Description
YY F750600 [41045]	Round companion flange, 4.3" O.D.
YY F750602 [41046]	Round companion flange, 5" O.D.

Shim Kits

Part #	Description
SK 25300 [55009]	Pinion depth shim kit
SK CSF8.8 [55040]	Crush sleeve eliminator kit
SK SS10 [55001]	Super carrier shim kit

Small Parts

Part #	Description
YB AX-009 [18055]	IRS axle bearing
YSPABS-016 [33223]	ABS tone ring
YSPABS-032 [33563]	ABS tone ring for axle, '05-'14 Mustang
YSPBF-023 [33022]	Outer slinger
YSPBLT-024 [33053]	Ring gear bolt
YSPBLT-038 [33067]	Cross pin bolt
YSPBLT-079 [33554]	Cover bolt
YSPCC-006 [33079]	C/Clip, Auburn posi only
YSPCC-007 [33080]	C/Clip, Standard & Trac Loc
YSPCC-010 [33083]	C/Clip
YSPCS-002 [33085]	Crush sleeve
YSPPN-020 [33154]	Pinion nut
YSPSPR-003 [33514]	Trac Loc spring
YSPSTUD-005 [33175]	Axle stud
YSPTW-025 [33295]	Side gear thrust washer, standard open
YSPTW-026 [33296]	Pinion gear thrust washer
YSPXP-025 [33296]	Cross pin shaft
YSPXP-055 [33430]	Notched cross pin shaft

Traction Aids & Spools

Part #	Description
YDGF7.5-28 [26034]	Dura Grip positraction

Carrier Cases

Part #	Description
YC F750500 [20071]	Standard carrier case

Covers & Cover Gaskets

Part #	Description
YCGF7.5 [23009]	Cover Gasket
YP C1-F7.5 [32008]	Chrome Cover

Seals

Part #	Description
YMS3604 [30037]	Pinion seal
YMS8660S [30196]	Axle seal
YMS99181 [30226]	Pinion yoke redi sleeve
YMSF1003 [30255]	IRS stub seal, passenger car

Ford 8"

Passenger Car

R/G Diameter: 8.0" R/G Bolts: (10) 7/16" x 20 RH Cover Bolts: Dropout Carrier Breaks: None Pinion Shaft Dia. / Spline: 1.188" / 25

Ring & Pinion Gear Sets

Part #	Ratio
YG F8-300 [24343]	3.00
YG F8-325 [24344]	3.25
YG F8-355 [24092]	3.55
YG F8-380 [24093]	3.80
YG F8-411 [24094]	4.11
YG F8-462 [24345]	4.62

Spider Gear Sets

Part #	Description
YPKF9-CH-02 [16159]	Trac Loc clutch hub, 28 spline
YPKF9-P-28-2 [16022]	Trac Loc positraction spider gear kit, 2-pinion, 28 spline
YPKF9-P-28-REB [16024]	Trac Loc positraction rebuild kit, 4-pinion, 28 spline w/clutches
YPKF9-P-31-REB [16027]	Trac Loc positraction rebuild kit, 4-pinion, 31 spline w/clutches
YPKF9-PC-01 [16177]	Trac Loc friction plate

Spider Gear Sets (Cont.)

Part #	Description
YPKF9-PC-02 [16178]	Trac Loc steel plate
YPKF9-PC-03 [16179]	Trac Loc combo-plate, single sided
YPKF9-PC-E [16028]	Positraction clutch kit, early 5-tab design
YPKF9-PC-L [16029]	Positraction clutch kit, 4-tab design
YPKF9-PC-SHIMS [16030]	Positraction preload shim kit
YPKF9-PG-01 [16160]	Pinion gear, fits standard and Trac Loc
YPKF9-S-28-2 [16031]	Stan spider gear kit, 2-pinion, 28 spline
YPKF9-SG-03 [16163]	Side gear, 28 spline, with hub
YPKF9-SG-04 [16164]	Side gear, 28 spline, w/o hub

Overhaul & Install Kits

Part #	Description
YK F8 [14047]	Master Overhaul kit
YK F8-AG [14048]	Master Overhaul kit, w/aftermarket positraction or locker
YK F8-HD [14049]	Master Overhaul kit, w/Daytona style pinion support
BK F8 [11040]	Bearing installation kit

Continued on next page

FORD



Ford 8" (Cont.)

Passenger Car

R/G Diameter: 8.0" R/G Bolts: (10) 7/16" x 20 RH Cover Bolts: Dropout Carrier Breaks: None Pinion Shaft Dia. / Spline: 1.188" / 25

Overhaul & Install Kits (Cont.)

Part #	Description
BK F8 [11040]	Bearing installation kit
BK F8-AG [11112]	Bearing Installation kit, w/ Aftermarket posi
BK F8-HD [11041]	Brg installation kit, w/Daytona style pinion support
PK F8 [13040]	Pinion installation kit
MK F8 [12034]	Minimum installation kit

Yokes

Part #	Description
YY F800600 [41047]	1310 U/joint

Shim Kits

Part #	Description
SK F8 [55055]	Pinion depth shim kit

Seals

Part #	Description
YMS242 [30027]	Pinion support o-ring
YMS3214 [30031]	Outer axle seal
YMS8181NA [30180]	Pinion seal
YMS9569S [30214]	Axle seal, 1.365" I.D., 2.264" O.D.
YMS99181 [30226]	Pinion yoke redi sleeve

Carrier Cases

Part #	Description
YC F800501 [20075]	Trac Loc case, bare

Dropout Gasket

Part #	Description
YCGF8 [23010]	Dropout gasket

Small Parts

Part #	Description
YB PB-003 [18043]	Pilot bearing
YP DOF9-11 [32339]	Copper washer for dropout stud
YP B3/8X1.25SW [32108]	Pinion support bolt, safety wire design
YSPBLT-013 [33043]	Ring gear bolt, non-Trac Loc
YSPBLT-014 [33044]	Ring gear bolt, w/Trac Loc
YSPBLT-026 [33055]	Ring gear bolt, for safety wire
YSPBLT-029 [33058]	Ring gear bolt, .925" long
YSPBLT-060 [33242]	Pinion support bolt
YSPBLT-068 [33245]	Ring gear bolt washer
YSPCS-010 [33093]	Crush sleeve
YSPPN-020 [33154]	Pinion nut
YSPSPR-006 [33517]	Trac Loc spring plate
YSPRET-001 [33254]	Pilot bearing retainer
YSPTW-013 [33283]	Side gear thrust washer
YSPTW-031 [33301]	Pinion gear thrust washer
YSPXP-027 [33332]	Cross pin shaft
YSPXP-029 [33334]	Roll pin for cross pin shaft
YSPBLT-083 [33575]	T-bolt

Traction Aids & Spools

Part #	Description
YDGF8-28-AG [26001]	Trac Loc posi, 28 spline, Aggressive
YDGF8-28-SM [26002]	Trac Loc posi, 28 spline, Smooth
YDGF8-31-AG [26003]	Trac Loc posi, 31 spline, Aggressive
YDGF8-31-SM [26004]	Trac Loc positraction, 31 spline, Smooth
YGLF8-28 [28006]	Grizzly Locker, 28 spline
YGLF8-31 [28007]	Grizzly Locker, 31 spline
YP MINSF9-28 [32056]	Mini spool, 28 spline

Ford 8.0IRS

Lincoln LS

R/G Diameter: 8.0" R/G Bolts: 7/16" x 20 RH Cover Bolts: 10 Carrier Breaks: None Pinion Shaft Dia. / Spline: 1.188" / 25

Overhaul & Install Kits

Part #	Description
YK F8.0IRS [14153]	Master Overhaul kit

Yokes

Part #	Description
YY F800601-IRS [41141]	Pinion yoke

Small Parts

Part #	Description
YB AX-008 [18054]	Stub axle bearing
YSPCS-049 [33131]	Crush sleeve

Carrier Cases

Part #	Description
YC F800101 [20074]	Standard carrier case, bare

Seals

Part #	Description
YMSF1008 [30260]	Stub axle seal
YMSF1009 [30261]	Pinion seal



Yoke for Ford 8" IRS

Ring & Pinion Gear Sets

Part #	Ratio
YG F8.8-308 [24349]	3.08
YG F8.8-327 [24350]	3.27
YG F8.8-331 [24351]	3.31
YG F8.8-355 [24095]	3.55
YG F8.8-355-15 [24672]	3.55, '15 & up
YG F8.8-373 [24096]	3.73
YG F8.8-373-15 [24670]	3.73, '15 & up
YG F8.8-390 [24352]	3.90
YG F8.8-411 [24097]	4.11
YG F8.8-411-15 [24691]	4.11, '15 & up
YG F8.8-430 [24353]	4.30
YG F8.8-456 [24098]	4.56
YG F8.8-456-15 [24690]	4.56, '15 & up
YG F8.8-488 [24099]	4.88
YG F8.8-488-15 [24692]	4.88, '15 & up
YG F8.8-513 [24100]	5.13
YG F8.8-571 [24354]	5.71
YG F8.8R-331R [24356]	3.31, reverse rotation
YG F8.8R-355R [24357]	3.55, reverse rotation
YG F8.8R-373R [24358]	3.73, reverse rotation
YG F8.8R-411R [24101]	4.11, reverse rotation
YG F8.8R-456R [24102]	4.56, reverse rotation
YG F8.8R-488R [24103]	4.88, reverse rotation
YG F8.8R-513R [24359]	5.13, reverse rotation

Axle Bearing & Seal Kits

Part #	Description
AK 1559 [10001]	Axle Bearing & Seal kit, 2.530" O.D., non-IRS
AK 1563 [10004]	Axle Bearing & Seal kit, 2.250" O.D., non-IRS
AK 1561FD [10002]	Axle Bearing & Seal kit, 2.985" O.D.

Spider Gear Sets

Part #	Description
YPKF8.8-P-28 [16015]	Dura Grip & Eaton posi spider gear kit, 28 spline
YPKF8.8-P-31 [16016]	Dura Grip & Eaton posi spider gear kit, 31 spline
YPKF8.8-PC [16017]	Trac Loc clutch set, early design w/long tabs
YPKF8.8-PC-C [16104]	Trac Loc clutch set, '03 & up SVT Cobra only
YPKF8.8-PC-L [16018]	Trac Loc clutch set, late design w/short tabs
YPKF8.8-S-28 [16019]	Standard spider gear kit, 28 spline
YPKF8.8-S-28IRS [16020]	Standard spider gear kit, 28 spline IRS
YPKF8.8-S-31 [16021]	Standard spider gear kit, 31 spline
YPKF8.8-T/L-31 [16106]	Trac Loc spider gear kit, 31 spline, w/o clutches or cross pin shaft
YPKGM12-PC-DG1 [16064]	Dura Grip clutch kit, 14 piece, composite clutches
YPKGM12-PC-SHIM [16042]	Dura Grip posi shim kit
YPKGM12-PC-14 [16041]	Dura Grip & Eaton posi clutch set, 14 Carbon clutches
YPKGM12-PC-18 [16110]	Dura Grip & Eaton posi clutch set, 18 steel clutches
YPKGM12-PC-22 [16111]	Dura Grip & Eaton posi clutch set, 22 steel clutches

Traction Aids & Spools

Part #	Description
YDGF8.8-28-1 [26005]	Dura Grip positraction, 28 spline
YDGF8.8-31-1 [26006]	Dura Grip positraction, 31 spline
YC F318 [20069]	Trac Loc positraction, loaded
YP PF8.8E-31 [32351]	Electric Locker, '10-'14 Raptor, 31 spline
YP PF8.8IFS-31 [32351]	Helical gear posi, '10-'14 F150 Raptor, 31 spline

Overhaul & Install Kits

Part #	Description
YK F8.8-A [14050]	Master Overhaul kit, '09 & down
YK F8.8-B [14203]	Master Overhaul kit, '10 F150 & '10 & up Mustangs
YK F8.8-C [14208]	Master Overhaul kit, '11 & up F150
YK F8.8-D [14223]	Master Overhaul kit, '15 & up
YK F8.8-IRS-L [14154]	Master Overhaul kit, IRS passenger car
YK F8.8-IRS-SUV [14155]	Master Overhaul kit IRS SUV
YK F8.8-REV [14051]	Master Overhaul kit, IFS Front
YK F8.8-REV-B [14218]	Master Overhaul kit, '09 & up
BK F8.8 [11042]	Bearing installation kit, '09 & down
PK F8.8 [13041]	Pinion installation kit, '09 & down
PK F8.8-D [13115]	Pinion installation kit, '15 & up
MK F8.8 [12035]	Minimum installation kit
CK F8.8 [57007]	Carrier installation kit

Yokes

Part #	Description
YY F880600 [41048]	Round companion flange, 4.3" O.D.
YY F880601 [41049]	1330 U/Joint
YY F880602 [41050]	Round companion flange, 5" O.D.
YY F880622 [41051]	1350 U/Joint, forged steel
YY F880631 [41142]	Round companion flange, '05 & up Mustang w/CV driveshaft

Shim Kits

Part #	Description
SK 25300 [55009]	Pinion depth shim kit
SK CSF8.8 [55040]	Crush sleeve eliminator kit
SK SS12 [55002]	Super carrier shim kit

Small Parts

Part #	Description
YB AX-009 [18056]	IRS/IFS axle bearing
YSPABS-026 [21746]	ABS tone ring, 35 tooth, '03 & up crown vic
YSPABS-017 [33224]	ABS tone ring, for carrier, 108 tooth
YSPABS-018 [33225]	ABS tone ring for axle, 50 tooth, 3.7"
YSPABS-019 [33226]	ABS tone ring for axle, 49 tooth, 4.5"
YSPABS-032 [33563]	ABS tone ring for axle, '05-'14 Mustang
YSPBF-007 [33006]	Baffle, IFS Front
YSPBF-023 [33022]	Outer slinger, rear differential
YSPBLT-024 [33053]	Ring gear bolt
YSPBLT-038 [33067]	Cross pin bolt
YSPBLT-079 [33554]	Cover bolt
YSPCC-010 [33083]	C/Clip
YSPCS-002 [33085]	Crush sleeve
YSPPN-020 [33154]	Pinion nut
YSPSR-019 [33270]	IRS snap ring
YSPSTUD-005 [33175]	Axle stud
YSPSTUD-021 [33191]	Axle stud, 1 31/32" x 1/2"-20
YSPSPR-004 [33515]	Trac Loc spring, 28 spline
YSPSPR-005 [33516]	Trac Loc spring, 31 spline
YSPSPR-009 [33520]	Dura Grip spring plate, 200lb & 300lb design
YSPSR-010 [33271]	Stub axle snap ring clip
YSPTW-027 [33297]	Pinion gear thrust washer, 0.750" I.D.
YSPTW-028 [33298]	Side gear thrust washer, 0.750" cross pin design
YSPTW-029 [33299]	Pinion gear thrust washer, 0.875" I.D.
YSPTW-030 [33300]	Side gear thrust washer, 0.875" cross pin design
YSPXP-026 [33331]	Cross pin shaft, 0.875" diameter
YSPXP-027 [33332]	Cross pin shaft
YSPXP-057 [33432]	Notched cross pin shaft
YSPXP-059 [33434]	Notched cross pin shaft
YSPPN-041 [33577]	Pinion nut, staked design, '15 & up

Continued on next page

FORD



Ford 8.8" (Cont.)

Passenger Car & Truck

R/G Diameter: 8.8" R/G Bolts: (12) 7/16" x 20 RH Cover Bolts: 10 Carrier Breaks: None Pinion Shaft Dia. / Spline: 1.625" / 28

Traction Aids & Spools (Cont.)

Part #	Description
YDGF8.8-28-1 [26005]	Dura Grip positraction, 28 spline
YDGF8.8-31-1 [26006]	Dura Grip positraction, 31 spline
YGLF8.8-28 [28034]	Grizzly Locker, 28 spline
YGLF8.8-31 [28031]	Grizzly Locker, 31 spline
YP FSF8.8-31 [32174]	Steel spool, 31 spline
YP MINSF8.8-28 [32225]	Mini spool, 28 spline
YP MINSF8.8-31 [32226]	Mini spool, 31 spline
YC F318 [20069]	Trac Loc positraction, loaded
YC F318-C [20130]	Trac Loc Positraction with carbon fiber clutches

Carrier Cases

Part #	Description
YC F8.8-DG-28 [20072]	Dura Griip case, bare, 28 spline
YC F8.8-DG-31 [20073]	Dura Griip case, bare, 31 spline
YC F3180-S [20070]	Standard loaded carrier case, 31 spline
YC F880500 [20076]	Standard case, 28 spline
YC F880502 [20077]	Standard case, 31 spline

Covers & Cover Gaskets

Part #	Description
YCGF8.8 [23011]	Cover gasket
YC F348 [20143]	Trac Loc posi
YP C1-F8.8 [32009]	Chrome cover
YP C5-F8.8-P [32327]	Plastic Cover
YP C5-F8.8-S [32328]	Steel Cover

Seals

Part #	Description
YMS3604 [30037]	Pinion seal
YMS8660S [30196]	Axle seal, 2.250" O.D.
YMS8835S [30201]	Axle seal, 2.530" O.D.
YMS99181 [30226]	Pinion yoke redi sleeve
YMS710067 [30140]	Axle seal, 2.985" O.D.
YMSF1003 [30255]	Stub axle seal, IRS, Passenger car
YMSF1004 [30256]	Stub axle seal, IFS Front
YMSF1005 [30257]	Stub axle seal, IRS SUV

Unit Bearings

Part #	Description
YB U516008 [18017]	IRS unit bearing

Ford 9"

Passenger Car, Truck and Racing Applications

R/G Diameter: 9" R/G Bolts: (10) 7/16" x 20 LH Cover Bolts: Dropout Carrier Breaks: None Pinion Shaft Dia. / Spline: 1.312" / 28, 1.5" / 35

Ring & Pinion Gear Sets

Part #	Ratio
YG F9-300 [24363]	3.00
YG F9-325 [24367]	3.25
YG F9-350 [24105]	3.50
YG F9-364 [24373]	3.64
YG F9-370 [24106]	3.70
YG F9-389 [24107]	3.89
YG F9-411 [24108]	4.11
YG F9-430 [24377]	4.30
YG F9-433 [24378]	4.33
YG F9-456 [24109]	4.56
YG F9-486 [24110]	4.86
YG F9-500 [24385]	5.00
YG F9-513 [24111]	5.13
YG F9-529 [24387]	5.29
YG F9-543 [24388]	5.43
YG F9-567 [24389]	5.67
YG F9-583 [24391]	5.83
YG F9-600 [24392]	6.00
YG F9-614 [24393]	6.14
YG F9-620 [24394]	6.20
YG F9-633 [24395]	6.33
YG F9-650 [24396]	6.50

9310 High Nickel Drag Race only "PRO" Gears, 28 spline standard pinion shaft

YG F9-PRO-486 [24428]	4.86, pro series
YG F9-PRO-486-0 [24429]	4.86, pro series, 35 spline pinion
YG F9-PRO-513 [24430]	5.13, pro series

Ring & Pinion Gear Sets

Part #	Ratio
9310 High Nickel Drag Race only "PRO" Gears, 35 spline oversize pinion shaft	
YG F9-PRO-389-0 [24421]	3.89, pro series, 35 spline pinion
YG F9-PRO-411-0 [24423]	4.11, pro series, 35 spline pinion
YG F9-PRO-429-0 [24425]	4.29, pro series, 35 spline pinion
YG F9-PRO-456-0 [24427]	4.56, pro series, 35 spline pinion
YG F10-543-PRO [24693]	5.43, 10"

Spider Gear Sets

Part #	Description
YPKF9-CH-01 [16158]	Trac Loc clutch hub, 31 spline
YPKF9-CH-02 [16159]	Trac Loc clutch hub, 28 spline
YPKF9-P-28-2 [16022]	Trac Loc positraction spider kit, 2-pinion, 28 spline
YPKF9-P-28-4 [16023]	Trac Loc positraction spider kit, 4-pinion, 28 spline
YPKF9-P-28-REB [16024]	Trac Loc posi rebuild kit, 4-pinion, 28 spline w/clutches
YPKF9-P-31-4 [16026]	Trac Loc positraction spider kit, 4-pinion, 31 spline
YPKF9-P-31-REB [16027]	Trac Loc posi rebuild kit, 4-pinion, 31 spline w/clutches
YPKF9-PC-E [16028]	Trac Loc clutch kit, early 5-tab design
YPKF9-PC-L [16029]	Trac Loc clutch kit, 4-tab design
YPKF9-PC-01 [16177]	Trac Loc friction plate
YPKF9-PC-02 [16178]	Trac Loc steel plate
YPKF9-PC-03 [16179]	Trac Loc combo-plate, single sided
YPKF9-PC-SHIMS [16030]	Trac Loc preload shim kit
YPKF9-PG-01 [16160]	Pinion gear, fits standard and Trac Loc
YPKF9-S-28-2 [16031]	Standard spider gear kit, 2-pinion, 28 spl
YPKF9-S-28-4 [16032]	Standard spider gear kit, 4-pinion, 28 spl



Continued on next page

Spider Gear Sets (Cont.)

Part #	Ratio
YPKF9-S-31-2 [16033]	Standard spider gear kit, 2-pinion, 31 spl
YPKF9-S-31-4 [16034]	Standard spider gear kit, 4-pinion, 31 spl
YPKF9-SG-01 [16161]	Side gear, 31 spline, with hub
YPKF9-SG-02 [16162]	Side gear, 31 spline, w/o hub
YPKF9-SG-03 [16163]	Side gear, 28 spline, with hub
YPKF9-SG-04 [16164]	Side gear, 28 spline, w/o hub

Overhaul & Install Kits

Part #	Description
YK F9-A [14052]	Master Overhaul kit, w/LM102910 & LM102949
YK F9-A-SPC [14156]	Mstr Ovrhl kit, w/LM102910 & LM102949, includes crush sleeve eliminator
YK F9-B [14053]	Master Overhaul kit, w/LM501310 & LM501349
YK F9-C [14054]	Master Overhaul kit, w/LM603011 & LM603049
YK F9-C-SPC [14157]	Mstr Ovrhl kit, w/LM603011 & LM603049, includes crush sleeve eliminator
YK F9-D [14055]	Master Overhaul kit, w/LM104911 & LM104949
YK F9-HDA [14056]	Mstr Ovrhl kit, w/LM102910 & LM102949, Daytona style pinion support
YK F9-HDB [14057]	Mstr Ovrhl kit, w/LM501310 & LM501349, Daytona style pinion support
YK F9-HDC [14058]	Master Overhaul kit, w/LM603011 & LM603049, Daytona style pinion support
YK F9-HDC-SPC [14158]	Mstr Ovrhl kit, w/LM603011 & LM603049, Daytona style pinion support, includes crush sleeve eliminator
YK F9-HDD [14059]	Master Overhaul kit, w/LM104911 & LM104949, Daytona style pinion support
YK F9-HDD-SPC [14159]	Mstr Ovrhl kit, w/LM104911 & LM104949
YK F9-HIPIN-C [14060]	Master Overhaul kit, high pinion, w/LM603011 & LM603049
YK F9-HIPIN-D [14061]	Master Overhaul kit, high pinion, w/LM104911 & LM104949
YK F9-RD [14062]	Master Overhaul kit, oversize pinion support, 28 spline pinion
YK F9-ROD [14063]	Master Overhaul kit, oversize pinion support, 35 spline pinion
BK F9-A [11043]	Brg installation kit, w/LM102910 & LM102949
BK F9-B [11044]	Brg installation kit, w/LM501310 & LM501349
BK F9-C [11045]	Brg installation kit, w/LM603011 & LM603049
BK F9-D [11046]	Brg installation kit, w/LM104911 & LM104949
BK F9-HDA [11047]	Brg installation kit, w/LM102910 & LM102949, Daytona style pinion support
BK F9-HDB [11048]	Brg installation kit, w/LM501310 & LM501349, Daytona style pinion support
BK F9-HDC [11049]	Brg installation kit, w/LM603011 & LM603049, Daytona style pinion support
BK F9-HDD [11050]	Brg installation kit, w/LM104911 & LM104949, Daytona style pinion support
BK F9-HIPIN-C [11051]	Brg installation kit, high pinion, w/ LM603011 & LM603049
BK F9-HIPIN-D [11052]	Brg installation kit, high pinion, w/ LM104911 & LM104949
PK F9-A [13042]	Pinion installation kit
PK F9-HDA [13045]	Pinion installation kit, Daytona style pinion support
PK F9-HDS [13049]	Pinion installation kit w/crush sleeve eliminator
PK F9-RD [13052]	Pinion installation kit, oversize pinion support, 28 spline pinion
PK F9-ROD [13053]	Pinion installation kit, oversize pinion support, 35 spline pinion
MK F9-A [12036]	Minimum installation kit

Overhaul & Install Kits (Cont.)

Part #	Description
MK F9-HIPIN-C [12039]	Minimum installation kit, high pinion, 31 spline
MK F9-HIPIN-D [12040]	Minimum installation kit, high pinion, 35 spline

Axle Bearing & Seal Kits

Part #	Description
AK RW508ER [10062]	Axle brg, sealed ball design, 1.562" I.D.
AK RW508DR [10057]	Axle brg, sealed ball design, 1.531" I.D.
AK RW508HR [10064]	Axle brg, sealed ball design, 1.771" I.D.
AK SET20 [10058]	Axle brg & seal kit, tapered roller design

Yokes

Part #	Description
YY F9-SPACER [41052]	Spacer to use Daytona yoke on non-Daytona pinion support
YY F900600 [41053]	1330 U/Joint, short design, 28 spline
YY F900601 [41054]	1310 U/Joint, 28 spline
YY F900602 [41143]	1330 U/Joint, long design, 28 spline
YY F900603 [41055]	1330 U/Joint, Daytona design, 28 spline
YY F900604 [41056]	1310 U/Joint, Daytona design, 28 spline
YY F900623 [41058]	1350 U/Joint, Daytona design, 35 spline
YY F900631 [41059]	1310 U/Joint, Daytona design, 28 spl, billet
YY F900632 [41060]	1350 U/Joint, Daytona design, 28 spl, billet
YY F900633 [41061]	1350 U/Joint, Daytona design, 35 spl, billet
YY F900634 [41189]	1350 U/Joint, w/pulley for oil pump
YY F900642 [41063]	1350 U/Joint, Daytona design, 28 spl, alum
YY F900653 [41147]	Female coupler, 35 spline
YY F900654 [41148]	Male coupler, 35 spline
YY F900662 [41064]	1350 U/Joint, Daytona design, 28 spl, forged
YY F900663 [41065]	1350 U/Joint, Daytona design, 35 spl, forged
YY UB-F9-1310 [41112]	1310 & 1330 U/Bolt kit

Shim Kits

Part #	Description
SK 72921 [55030]	Pinion preload shim kit
SK CSF9-2PIECE [55041]	Crush sleeve eliminator kit, 2-piece design
SK CSF9-BIGPIN [55042]	Crush sleeve eliminator kit, 35 spl pinion
SK F9 [55056]	Pinion depth shim kit
SK F9-7/16 [55057]	Pin depth shim kit, 7/16" pinion support bolts

Small Parts

Part #	Description
YB F9-CONV [18046]	Conversion brg to run small brg axle in large brg housing
YB PB-002 [18042]	Pilot bearing
YB PB-006 [18045]	High-load pinion bearing, 0.652" wide
YP B3/8X1.25SW [32108]	Pinion support bolt, safety wire design
YP B3/8X1.75SW [32109]	Pinion support bolt, safety wire design
YP DOF9-01 [32139]	3.062" side adjuster
YP DOF9-02 [32140]	3.250" side adjuster
YP DOF9-03 [32141]	Adjuster lock for nodular iron dropout
YP DOF9-04 [32142]	Adjuster lock for aluminum dropout
YP DOF9-05 [32143]	Star washer for 3.062" design
YP DOF9-06 [32144]	Star washer for 3.250" design
YP DOF9-08 [32146]	Pilot bearing retaining clip
YP DOF9-10 [32149]	Adjuster lock bolt
YP DOF9-12 [32338]	Dropout housing stud, 3/8"
YP DOF9-CONV [32157]	Conversion race to use small brg carrier in lrg bearing D/O
YP F9HE-1 [32159]	Housing ends, 1/2" holes
YSPBLT-083 [33575]	T-bolt

FORD



Small Parts (Cont.)

Part #	Description
YP F9HE-2 [32160]	Housing ends, 3/8" holes
YP MINSXF9 [32235]	Chromoly cross pin shaft
YP N1926A [32239]	Adaptor to use 28 spl pinion in 35 spl support
YP N1926D [32240]	Adaptor to use 28 spl pinion in 35 spl support
YSPBF-023 [33022]	Outer slinger
YSPBLT-013 [33043]	Ring gear bolt, non-Trac Loc
YSPBLT-014 [33044]	Ring gear bolt, w/Trac Loc
YSPBLT-026 [33055]	Ring gear bolt, for safety wire
YSPBLT-029 [33058]	Ring gear bolt, .925" long
YSPBLT-060 [33242]	Pinion support bolt
YSPBLT-061 [33243]	Pinion support bolt, fine thread
YSPBLT-068 [33245]	Ring gear bolt washer
YSPCG-002 [33250]	Posi clutch guide
YSPCS-002 [33085]	Crush sleeve
YSPFP-01 [33539]	Fill plug
YSPPN-020 [33154]	Pinion nut, 28 spline pinion
YSPPN-027 [33161]	Pinion nut, 35 spline pinion
YSPRET-002 [33255]	Pilot bearing retainer
YSPRET-004 [33466]	Axle retainer plate, large bearing, 3/8" bolt holes
YSPRET-005 [33467]	Axle retainer plate, large bearing, 1/2" bolt holes
YSPRET-006 [33468]	Axle retainer plate, small bearing, 3/8" bolt holes
YSPRET-009 [33471]	Axle retainer plate, for use w/ 565904 bearing
YSPSPR-006 [33517]	Trac Loc spring plate
YSPSPR-007 [33518]	Trac Loc spring
YSPSPR-007 [33518]	Trac Loc spring
YSPSTUD-005 [33175]	Axle stud
YSPTW-013 [33283]	Side gear thrust washer
YSPTW-031 [33301]	Pinion gear thrust washer
YSPXP-027 [33332]	Cross pin shaft
YSPXP-028 [33333]	Cross pin shafts and block, 4-pinion design
YSPXP-029 [33334]	Roll pin for cross pin shaft
YSPXP-030 [33335]	Cross pin shaft, short
YSPXP-031 [33336]	Cross pin block

Traction Aids & Spools

Part #	Description
YDGF9-28-AG [26007]	Trac Loc posi, 28 spline, Aggressive
YDGF9-28-SM [26008]	Trac Loc positraction, 28 spline, Smooth
YDGF9-31-AG [26009]	Trac Loc posi, 31 spline, Aggressive
YDGF9-31-SM [26010]	Trac Loc positraction, 31 spline, Smooth
YP FSF9-28 [32097]	Steel spool, 28 spline
YP FSF9-28-LW [32044]	Steel spool, 28 spline, lightweight
YP FSF9-31 [32045]	Steel spool, 31 spline
YP FSF9-31-LW [32046]	Steel spool, 31 spline, lightweight
YP FSF9-33 [32180]	Steel spool, 33 spline
YP FSF9-35 [32047]	Steel spool, 35 spline
YP FSF9-35SMALL [32098]	Steel spool, 35 spl, small brng journals
YP FSF9-40 [32182]	Steel spool, 40 spline
YP FSF9-40LRG-A [32183]	Alum spool, 40 spl, extra lrg journals
YP FSF9-40LRG-S [32184]	Steel spool, 40 spl, extra large journals
YP MINSF9-28 [32056]	Mini spool, 28 spline
YP MINSF9-31 [32057]	Mini spool, 31 spline
YGLF9-28 [28008]	Grizzly Locker, 28 spline
YGLF9-31 [28009]	Grizzly Locker, 31 spline
YGLF9-31-LB [28033]	Grizzly Locker, 31 spline, load bolt design
YGLF9-31-RACE [28010]	Grizzly Locker, 31 spline, racing design
YGLF9-35-RACE [28027]	Grizzly Locker, 35 spline, racing design

Carrier Cases

Part #	Description
YC F900500 [20078]	Standard case, 28 or 31 spline
YC F900501 [20079]	Trac Loc case, 28 or 31 spline

Traction Aids & Spools (Cont.)

Part #	Description
YGLF9-35-RACE-LB [28030]	Grizzly Locker, 35 spline, racing load bolt design
YGLF9-35 [28011]	Grizzly Locker, 35 spline
YGLF9-35-LB [28012]	Grizzly Locker, 35 spline, load bolt design
YZLF9-31 [34043]	Zip Locker, 31 spline
YZLF9-35 [34044]	Zip Locker, 35 spline

Dropout Gasket

Part #	Description
YCGF9 [23012]	Dropout Gasket

Seals

Part #	Description
YMS248 [30028]	O-ring, pinion support
YMS3195 [30030]	Outer axle seal
YMS3604 [30037]	Pinion Seal, 2.785" O.D., '85 & up
YMS472015 [30086]	Pinion seal, 35 spline only
YMS472016 [30351]	Pinion seal, for use w/gear works XHD pinion support
YMS472409 [30353]	Pinion seal, fits Gear Works pinion support
YMS51098 [30117]	Axle seal, inner, 2.506" O.D.
YMS6930 [30135]	Pinion seal, 4.125" O.D., '57-'60
YMS7044NA [30137]	Pinion seal, 3" O.D., '61-'85
YMS9363S [30211]	Axle seal, '69-'73 Mustang
YMS9568 [30213]	Axle seal
YMS99181 [30226]	Pinion yoke redi sleeve
YMS9569S [30214]	Axle seal, 1.365" I.D., 2.264" O.D.
YMSF1007 [30259]	Pinion seal, extra-HD

Heavy Duty Pinion Supports

Part #	Description
YP F9PS-1 [32036]	Purple aluminium pinion support
YP F9PS-1-BARE [32161]	Purple aluminium pinion support
YP F9PS-1-CLEAR [32037]	Silver aluminium pinion support
YP F9PS-1-CLEAR-BARE [32162]	Silver aluminium pinion support, no races
YP F9PS-2-BARE [32299]	Oversize support for 35 spl, no races
YP F9PS-4 [32102]	Daytona pinion support, nodular iron, w/races
YP F9PS-4-BARE [32164]	Daytona pinion support, nodular iron, no races
YP F9PS-2 [32038]	Oversize support for 35 spline pinion
YP F9PS-5 [32165]	Extra HD aluminium support w/10 bolt holes
YP F9PS-6 [32300]	Extra-HD pinion support, 10 bolt holes
YP F9PS-7 [32358]	Aluminum pinion support for upside down applications
YP F9PS-8 [32361]	Aluminum oversize support, fits 9.5" & 10"
YP F9PS-9 [32362]	Aluminum oversize support, fits 9.5" & 10", for flipped designs

Performance Dropouts

Part #	Description
YP DOF9-2-306 [32099]	Nodular iron HD dropout, 3.062", forged caps
YP DOF9-2-325 [32100]	Nodular iron HD dropout, 3.250", forged caps
YP DOF9-3-306 [32034]	Aluminum HD dropout, 3.062", thru-bolt caps
YP DOF9-3-325 [32035]	Aluminum HD dropout, 3.250", thru-bolt caps
YP DOF9-4-325 [32151]	Nodular iron HD dropout, 3.250", forged caps, W/LOAD BOLT
YP DOF9-5-325 [32152]	Aluminum HD dropout, 3.250", thru-bolt caps, W/LOAD BOLT



Ford 9" (Cont.)

Passenger Car, Truck and Racing Applications

R/G Diameter: 9" R/G Bolts: (10) 7/16" x 20 LH Cover Bolts: Dropout Carrier Breaks: None Pinion Shaft Dia. / Spline: 1.312" / 28, 1.5" / 35

Housing Ends

Part #	Description
YP F9HE-1 [32159]	Housing ends, lrg brg, 1/2" holes
YP F9HE-2 [32160]	Housing ends, lrg brg, 3/8" holes

Ford 9.75"

Ford Truck & SUV

R/G Diameter: 9.75" R/G Bolts: (12) 12mm x 1.25 RH Cover Bolts: 12 Carrier Breaks: None Pinion Shaft Dia. / Spline: 1.970" / 31

Ring & Pinion Gear Sets

Part #	Ratio
YG F9.75-308 [24432]	3.08, '10 & Down
YG F9.75-331 [24433]	3.31, '10 & Down
YG F9.75-355 [24434]	3.55, '10 & Down
YG F9.75-513 [24439]	5.13, '10 & Down
YG F9.75-513-11 [24683]	5.13, '11 & Up
YG F9.75-373-11 [24595]	3.73, '11 & Up
YG F9.75-411-11 [24614]	4.11, '11 & Up
YG F9.75-456-11 [24626]	4.56, '11 & Up
YG F9.75-488-11 [24627]	4.88, '11 & Up
YG F9.75-355-11 [24594]	3.55, '11 & Up

Axle Bearing & Seal Kits

Part #	Description
AK 1559 [10001]	Axle Bearing & Seal kit, 2.530" O.D.
AK 1561FD [10002]	Axle Bearing & Seal kit, 2.985" O.D.

Spider Gear Sets

Part #	Description
YPKF9.75-P-34 [16035]	Eaton positraction design spider gear set, 34 spline
YPKF9.75-PC [16036]	Trac Loc clutch set
YPKF9.75-S-34 [16038]	Standard spider gear set, 34 spline
YPKF9.75-PC-2 [16037]	Trac Loc spider gear kit, 34 spl, w/ shims
YPKG9.5-PC-14 [16058]	Eaton posi design clutch set, 14 Carbon Fiber clutches
YPKF9.75-PC-DG1 [16108]	Dura Grip clutch set, composite clutches

Overhaul & Install Kits

Part #	Description
YK F9.75-A [14160]	Master Overhaul kit, '97-'98
YK F9.75-B [14161]	Master Overhaul kit, '00-'07
YK F9.75-C [14162]	Master Overhaul kit, '08-'10
YK F9.75-D [14202]	Master Overhaul kit, '11 & up
YK F9.75-X [14065]	Master Overhaul kit, fits all years
YK F9.75-CNV-J [14213]	Master Overhaul kit, '00-'07 w/ '11 & up gear
YK F9.75-CNV-K [14214]	Master Overhaul kit, '08-'10 w/ '11 & up gear
CK F9.75 [57016]	Carrier installation kit
BK F9.75-A [11053]	Bearing installation kit, '97-'98
BK F9.75-B [11097]	Bearing installation kit, '00-'07
BK F9.75-C [11098]	Bearing installation kit, '08-'10
BK F9.75-D [11119]	Bearing installation kit, '11 & up
BK F9.75-CNV-J [11123]	Bearing installation kit, '00-'07 w/ '11 & up gear
BK F9.75-CNV-K [11124]	Bearing installation kit, '08-'10 w/ '11 & up gear
PK F9.75 [13054]	Pinion installation kit, fits all years
PK F9.75-CNV-J [13107]	Pinion installation kit, '00-'07 t w/ '11 & up gear
PK F9.75-CNV-K [13108]	Pinion installation kit, '08-'10 w/ '11 & up gear
MK F9.75 [12041]	Minimum installation kit, fits all years

Yokes

Part #	Description
YY F975600 [41066]	Round companion flange

Shim Kits

Part #	Description
SK 20975 [55007]	Pinion depth shim kit
SK SSF9.75 [55062]	Super carrier shim kit

Small Parts

Part #	Description
YSPABS-020 [33227]	ABS tone ring
YSPABS-027 [33425]	ABS tone ring, '09 & up F150, 6 & 7 lug Axles
YSPBF-042 [33574]	Plastic dust shield for yoke
YSPBLT-015 [33045]	Ring gear bolt
YSPBLT-059 [33241]	Cross pin bolt
YSPBLT-079 [33554]	Cover bolt
YSPCC-051 [33248]	C/Clip
YSPCS-002 [33085]	Crush sleeve
YSPCS-052 [33437]	Crush Sleeve, '11 & up, 1.875" long
YSPCS-053 [33461]	Preload Spacer
YSPCS-055 [33545]	Conversion crush sleeve, fits '11 & up R&P into '00-'10 housing
YSPPN-012 [33146]	Pinion nut
YSPPN-013 [33147]	Pinion nut
YSPTW-032 [33302]	Pinion gear thrust washer, posi only
YSPXP-032 [33337]	Cross pin shaft

Carrier Cases

Part #	Description
YC F975500 [20132]	Standard case, bare

Seals

Part #	Description
YMS3604 [30037]	Pinion seal, '97-'98
YMS4278 [30069]	Pinion seal, '00-'07
YMS710067 [30140]	Axle seal, 2.985" O.D.
YMSF1005 [30257]	IRS stub axle seal
YMS8835S [30201]	Axle seal, 2.530" O.D.

Covers & Cover Gaskets

Part #	Description
YP C1-F9.75 [32010]	Chrome cover
YP C3-F9.75 [32115]	HD Aluminium cover
YP C5-F9.75 [32329]	Steel Cover

Traction Aids & Spools

Part #	Description
YDGF9.75-34-1 [26020]	Dura Grip Positraction
YP PF9.75E-34 [32349]	Electric Locker, '12-'14 F150, 34 spline
YP PF9.75E-35 [32350]	Electric Locker, '12-'14 F150 Raptor, 35 spline
YP PF9.75E-34-B [32383]	Electric Locker, '09-'11

Continued on next page

FORD



Ford 10.25" / 10.5"

Ford Truck & Van

R/G Diameter: 10.25" / 10.5" R/G Bolts: (12) 1/2" x 20 RH Cover Bolts: 12 Carrier Breaks: None Pinion Shaft Dia. / Spline: 31 spline (2010 & down) / 37 spline (2011 & up)

Ring & Pinion Gear Sets

10.25" gears can be used in 10.5" housings with a 10.25" bearing kit.

10.5" gears can be used in 10.25" housings with a 10.5" bearing kit.

Part #	Ratio
YG F10.25-355L [24084]	3.55, Long spline for '93-'98, 10.25"
YG F10.25-373L [24085]	3.73, Long spline for '93-'98, 10.25"
YG F10.25-411L [24086]	4.11, Long spline for '93-'98, 10.25"
YG F10.25-430L [24087]	4.30, Long spline for '93-'98, 10.25"
YG F10.25-456L [24088]	4.56, Long spline for '93-'98, 10.25"
YG F10.25-456S [24568]	4.56, Short spline for '92 & down
YG F10.25-488L [24089]	4.88, Long spline for '93-'98, 10.25"
YG F10.25-513L [24090]	5.13, Long spline for '93-'98, 10.25"
YG F10.25-538L [24091]	5.38, Long spline for '93-'98, 10.25"
YG F10.5-355-31 [24331]	3.55, '99-'10, 10.5"
YG F10.5-355-37 [24616]	3.55, '11 & up, 10.5"
YG F10.5-373-31 [24332]	3.73, '99-'10, 10.5"
YG F10.5-373-37 [24615]	3.73, '11 & up, 10.5"
YG F10.5-411-31 [24333]	4.11, '99-'10, 10.5"
YG F10.5-411-37 [24609]	4.11, '11 & up, 10.5"
YG F10.5-430-31 [24572]	4.30, '99-'10, 10.5"
YG F10.5-430-37 [24610]	4.30, '11 & up, 10.5"
YG F10.5-456-31 [24334]	4.56, '99-'10, 10.5"
YG F10.5-456-37 [24617]	4.56, '11 & up, 10.5"
YG F10.5-488-31 [24570]	4.88, '99-'10, 10.5"
YG F10.5-488-37 [24618]	4.88, '11 & up, 10.5"

Yokes

Part #	Description
YY F100600 [41037]	1330 U/Joint, short spline, '92 & down
YY F100601 [41038]	1350 U/Joint, short spline, '92 & down
YY F100602 [41039]	1330 U/Joint, long spline, '93 & up
YY F100603 [41040]	1350 U/Joint, long spline, '93 & up
YY F100604 [41041]	1410 U/Joint, short spline, '92 & down
YY F100605 [41042]	1410 U/Joint, long spline, '93 & up
YY F100606 [41043]	Rnd companion flange, short spl, '92 & down
YY F100607 [41044]	Rnd companion flange long spline, '93 & up
YY F100608 [41139]	Rnd flange, '08 & up Superduty only
YY STR-002 [41193]	1350 & 1410 U/Joint strap kit
YY UB-003 [41199]	1330 U/Joint U-Bolt kit
YY UB-004 [41190]	1350 & 1410 U/Joint U-Bolt kit

Axle Bearing & Seal Kits

Part #	Description
AK 1561FD [10002]	10.25" Axle bearing & seal kit, Semi-float
AK F10.25 [10034]	10.25" Axle bearing & seal kit, full float
AK F10.5-A [10035]	10.5" Axle bearing & seal kit

Overhaul & Install Kits

Part #	Description
YK F10.25 [14043]	Master Overhaul kit, 10.25", '98 & down
YK F10.5-A [14044]	Master Overhaul kit, 10.5", '06 & down
YK F10.5-B [14151]	Mstr. Overhaul kit, 10.5", '07-'10 w/aftermarket gear
YK F10.5-C [14152]	Mstr Ovrhl kit, 10.5", '07-'10, w/OEM gear
YK F10.5-D [14201]	Master Overhaul kit, '11 & up
BK F10.25 [11037]	Bearing installation kit, 10.25", '98 & down
BK F10.5 [11038]	Bearing installation kit, 10.5", '06 & down
BK F10.5-B [11120]	Bearing Installation kit, 10.5", '07-'10 w/ 10.25" gear set
BK F10.5-C [11122]	Bearing Installation kit, 10.5", '07-'10 w/ 10.5" gear set
BK F10.5-D [11121]	Bearing Installation kit, 10.5", '11 & up
PK F10.25 [13038]	Pinion installation kit, 10.25" '98 & down
PK F10.5 [13101]	Pinion installation kit, 10.5" '99 & '07
PK F10.5-D [13112]	Pinion installation kit, 10.5", '11 & up
MK F10.25 [12032]	Minimum installation kit, 10.25"
CK F10.25 [57006]	Carrier installation kit

Carrier Cases

Part #	Description
YC F100500 [20068]	10.25" Standard carrier case

Covers & Cover Gaskets

Part #	Description
YCGF10.25 [23008]	Cover gasket
YP C1-F10.25 [32007]	Chrome cover
YP C2-F10.25 [32026]	Polished aluminum cover
YP C5-F10.25 [32324]	Steel Cover, 10.25" & '07 & down 10.5"
YP C5-F10.5 [32325]	Steel Cover, '08 & up 10.5"

Traction Aids & Spools

Part #	Description
YDGF10.25-35 [26031]	Dura Grip Positraction
YGLF10.25-35 [28026]	Grizzly Locker
YZLF10.25-35 [34025]	Zip Locker

Shim Kits

Part #	Description
SK 30797 [55013]	Pinion depth shim kit
SK F10.5-CONV [55054]	Conversion spacer to use 10.25" gears in '08 & up Superduty
SK SSF10.25 [55004]	Super carrier shim kit



**Ford 10.25"
Spider Gear Kit**

Continued on next page

Ford 10.25" / 10.5" (Cont.)

Ford Truck & Van

R/G Diameter: 10.25" / 10.5" R/G Bolts: (12) 1/2" x 20 RH Cover Bolts: 12 Carrier Breaks: None Pinion Shaft Dia. / Spline: 31 spline (2010 & down) / 37 spline (2011 & up)

Small Parts

Part #	Description
YSPABS-015 [33222]	ABS tone ring
YSPBF-023 [33022]	Outer slinger
YSPBF-032 [33199]	'11 & up, outer slinger
YSPBF-042 [33574]	Plastic dust shield for yoke
YSPBLT-012 [33042]	Ring gear bolt
YSPBLT-059 [33241]	Cross pin bolt
YSPCC-005 [33078]	C/Clip
YSPCS-002 [33085]	Crush sleeve
YSP0-007 [33465]	Axle O-ring
YSPPN-012 [33146]	Pinion nut
YSPSP-033 [33506]	Spindle nut retainer washer, 11 outer tabs
YSPSP-034 [33507]	Spindle nut, right hand, self adjusting ratchet type
YSPSP-035 [33508]	Spindle nut, left hand, self adjusting ratchet type
YSPSP-036 [33509]	Spindle nut, w/ plastic ring, 1.940" I.D.
YSPSP-039 [33512]	Locking key for spindle nut
YSPTW-020 [33290]	Pinion gear thrust washer, Trac Loc only
YSPTW-023 [33293]	Side gear thrust washer, standard open
YSPTW-024 [33294]	Pinion gear thrust washer
YSPXP-024 [20068]	Cross pin shaft

Seals

Part #	Description
YMS370047A [30041]	Axle aseal, full float
YMS4278 [30069]	10.5" Pinion seal
YMS710067 [30140]	Axle seal, semi-float
YMS99181 [30226]	Pinion yoke redi sleeve
YMSF1001 [30253]	Pinion seal, 10.25"
YMSF1002 [30254]	10.25" Wheel seal
YMSF1014 [30347]	'11 & up, pinion seal

Spider Gear Sets

Part #	Description
YPKF10.25-P-35 [16098]	Dura Grip Posi spider gear set, 35 spline, no clutches
YPKF10.25-PC-14 [16099]	Positraction clutch set, Eaton posi
YPKF10.25-PC-L [16011]	Positraction clutch set, Ford design w/Composite clutches
YPKF10.25-PC-SH [16100]	Posi preload shim set, Eaton posi
YPKF10.25-S-35 [16012]	Standard spider gear set, 35 spline
YPKF10.5-PC [16101]	Positraction clutch set, 3-pinion design

GM 7.2IFS

GM IFS

R/G Diameter: 7.2" R/G Bolts: (10) 10mm x 1.25 Cover Bolts: N/A Carrier Breaks: 3.08 / 3.23 Pinion Shaft Dia. / Spline: 1.313" / 27

Ring & Pinion Gear Sets

Part #	Ratio
YG GM7.2-308R [24470]	3.08
YG GM7.2-342R [24471]	3.42
YG GM7.2-373R [24472]	3.73
YG GM7.2-411R [24473]	4.11
YG GM7.2-456R [24474]	4.56

Spider Gear Sets

Part #	Description
YPKGM7.2IFS-S [16115]	Standard spider gear set

Overhaul & Install Kits

Part #	Description
YK GM7.2IFS-A [14074]	Master Overhaul kit, '83-'97
YK GM7.2IFS-B [14075]	Master Overhaul kit, '98-'03
YK GM7.2IFS-C [14164]	Master Overhaul kit, '04 & up
BK GM7.2IFS-E [11059]	Bearing installation kit, '83-'97
BK GM7.2IFS-L [11060]	Bearing installation kit, '98 & up
PK GM7.2IFS-E [13061]	Pinion installation kit, '83-'97
PK GM7.2IFS-L [13062]	Pinion installation kit, '98 & up
MK GM7.2IFS-E [12048]	Minimum installation kit, '83-'97
MK GM7.2IFS-L [12049]	Minimum installation kit, '98 & up

Yokes

Part #	Description
YY GM14039582 [41076]	Pinion yoke, 1310 u/joint
YY GM26044459 [41083]	Round companion flange
YY GM12471615 [41155]	Pinion yoke, '01 & up envoy
YY GM40006690 [41210]	Yoke sleeve, for use with triple-lip pinion seal

Shim Kits

Part #	Description
SK 30214 [55010]	Pinion depth shim kit

Small Parts

Part #	Description
YB AX-011 [18057]	Axle bearing, '01-'09
YSPBLT-018 [33048]	Ring gear bolt, SAE
YSPBLT-038 [33067]	Cross pin bolt
YSPBLT-062 [33244]	Side adjuster lock bolt, '04 & Up
YSPBLT-064 [33343]	'04 & Up Side, adjuster lock bolt
YSPBLT-080 [33569]	Housing case bolt, w/ washer
YSPCS-024 [33107]	Crush sleeve
YSPPN-018 [33152]	Pinion nut
YSPPN-033 [33167]	Pinion nut washer
YSPSA-015 [33361]	Side adjuster lock nut tab, '97-'03
YSPSR-011 [33367]	Snap ring, inner axle
YSPTW-037 [33375]	Side gear thrust washer
YSPTW-038 [33376]	Pinion gear thrust washer
YSPTW-067 [33526]	Stub shaft thrust washer kit
YSPXP-035 [33403]	Cross pin shaft
YSPBLT-082 [33572]	Cover bolt

Carrier Cases

Part #	Description
YC G26046001 [20091]	Standard case, 3.08 & down, bare
YC G46002013 [20117]	Standard case, 3.23 & up, bare

Seals

Part #	Description
YMS8610 [30192]	Pinion seal, '03 & down
YMSG1004 [30270]	Inner side seal, '98-'03
YMSG1005 [30271]	RH Inner side seal, '97 & down
YMSG1006 [30272]	LH Inner side seal, '97 & down
YMSG1010 [30276]	Stub axle seal, '97 & down
YMSG1014 [30280]	Shifter seal, '03 & down
YMSG1026 [30292]	'01 & up Envoy, disconnect housing seal
YMSG1027 [30293]	Pinion seal, '04 & up
YMSG1028 [30294]	LH Stub axle seal, '04 & up

GM



GM 7.5 / 7.6"

GM Passenger Car, Truck & Astro Van

R/G Diameter: 7.5" R/G Bolts: (10) 7/16" x 20 LH Cover Bolts: 10 Carrier Breaks: 3.08 / 3.23 Pinion Shaft Dia. / Spline: 1.438 / 27

Ring & Pinion Gear Sets

Part #	Ratio
YG GM7.5-273 [24475]	2.73
YG GM7.5-308 [24476]	3.08
YG GM7.5-323 [24477]	3.23
YG GM7.5-342 [24145]	3.42
YG GM7.5-342T [24479]	3.42, thick
YG GM7.5-373 [24146]	3.73
YG GM7.5-373T [24480]	3.73, thick
YG GM7.5-411 [24147]	4.11
YG GM7.5-411T [24481]	4.11, thick
YG GM7.5-430 [24482]	4.30
YG GM7.5-456 [24483]	4.56
YG GM7.5-456K [24671]	4.56, w/ small parts

Spider Gear Sets

Part #	Description
YPKGM7.5-P-26 [16116]	Dura Grip & Eaton posi spider gear set, 26 spline
YPKGM7.5-P-28 [16117]	Dura Grip & Eaton posi spider gear set, 28 spline
YPKGM7.5-PC-14 [16118]	Dura Grip & Eaton posi clutch set, 14 Carbon clutches
YPKGM7.5-P-26 [16116]	Dura grip, spider gear set, 26 spline
YPKGM7.5-P-28 [16117]	Dura grip, spider gear set, 28 spline
YPKGM7.5-PC-DG1 [16119]	Dura Grip & Eaton posi clutch set, 14 Composite clutches
YPKGM7.5-PC-SHI [16047]	Dura Grip & Eaton posi shim set
YPKGM7.5-S-26 [16048]	Standard spider gear set, 7.5", 26 spl
YPKGM7.625-S-28 [16049]	Stan spider gear set, 7.625", 28 spl

Overhaul & Install Kits

Part #	Description
YK GM7.5-A [14076]	Master Overhaul kit, '81 & down
YK GM7.5-B [14077]	Master Overhaul kit, '82-'99
YK GM7.5-C [14078]	Master Overhaul kit, '00 & up
YK GM7.5V [14079]	Mstr Ovrhl kit, Vega, Monza & Starfire only
BK GM7.5-A [11061]	Bearing installation kit, '81 & down
BK GM7.5-B [11062]	Bearing installation, '82 & up
PK GM7.5-A [13063]	Pinion installation kit, '81 & down
PK GM7.5-B [13064]	Pinion installation, '82-'99
MK GM7.5-A [12050]	Minimum installation kit
MK GM7.5V [12051]	Minimum installation kit, Vega, Monza & Starfire only
CK GM8.5 [57008]	Carrier installation kit

Yokes

Part #	Description
YY GM40015850 [41088]	Mech 3R pinion yoke, triple lip seal design
YY GM7827670 [41090]	Mechanics 3R U/Joint
YY STR-008 [41201]	Mechanics 3R U/Joint strap

Shim Kits

Part #	Description
SK 21104 [55008]	Pinion depth shim kit
SK CSGM7.5 [55047]	Crush sleeve eliminator kit
SK SS10 [55001]	Super carrier shim kit

Small Parts

Part #	Description
YSPBLT-019 [33049]	Ring gear bolt
YSPBLT-038 [33067]	Cross pin bolt
YSPBLT-074 [33351]	U/Joint strap bolt
YSPBLT-075 [33286]	Cover bolt
YSPCC-009 [33082]	C/Clip
YSPCG-004 [33251]	Posi clutch guide
YSPCS-027 [33110]	Crush sleeve
YSPPN-018 [33152]	Pinion nut
YSPPN-033 [33167]	Pinion nut washer
YSPSTUD-018 [33188]	Axle stud, 1 15/32" x 1/2"-20
YSPSPR-002 [33206]	Dura Grip posi spring kit, with preload plates
YSPTW-041 [33379]	Side gear thrust washer
YSPTW-052 [33390]	Pinion gear thrust washer
YSPXP-036 [33404]	Cross pin shaft
YSPXP-054 [33435]	Notched cross pin shaft
YSPBLT-082 [33572]	Cover bolt

Carrier Cases

Part #	Description
YC G26033477 [20089]	7.625" standard case, 3.23 & up
YC G74038615 [20102]	Standard case, 3.23 & up, loaded
YC GM7.5-DG-3 [20106]	Dura Grip case, 3.23 & up, bare

Covers & Cover Gaskets

Part #	Description
YCGGM7.5 [23018]	Cover gasket
YP C1-GM7.5 [32014]	Chrome cover
YP C3-GM7.5 [32118]	Heavy-duty aluminum girdle cover
YP C5-GM7.5 [32331]	Steel Cover

Axle Bearings & Seal Kits

Part #	Description
AK 1563 [10004]	Axle bearing & seal kit, 2.250" O.D.
AK C10 [10005]	Axle bearing & seal kit, 2.800" O.D.
AK GMAV [10038]	Axle bearing & seal kit, 2.445" O.D.

Seals

Part #	Description
YMS4762N [30108]	Axle seal, 2.800" O.D.
YMS4795V [30110]	Axle seal, Astro & Safari van
YMS8610 [30192]	Pinion seal
YMS8660S [30196]	Axle seal, 2.250" O.D.
YMS8835S [30201]	Axle seal, 2.530" O.D.
YMS99152 [30221]	Pinion yoke redi sleeve
YMSG1017 [30283]	Pinion seal, '99 & up, triple lip design

Traction Aids & Spools

Part #	Description
YDGGM7.5-3-26-SM [26017]	Dura Grip, 26 Spline, 3.23 & up
YDGGM7.5-3-28-SM [26018]	Dura Grip, 28 Spline, 3.23 & up
YP MINGM7.5-26 [32228]	7.5" mini spool, 26 spline



**Mini spool GM 7.5"
26 spline Axles**

GM 7.6IRS

Late Model Camaro, V6

R/G Diameter: 7.6" (193mm) R/G Bolts: (10) 7/16" x 20 RH Cover Bolts: 10 Carrier Breaks: None Pinion Shaft Dia. / Spline: 1.438" / 27

Ring & Pinion Gear Sets

Part #	Ratio
YG GM7.6-292IRS [24575]	2.92
YG GM7.6-323IRS [24576]	3.23

Overhaul & Install Kits

Part #	Description
YK GM7.6IRS [14166]	Master Overhaul kit
MK GM7.6IRS [12084]	Minimum install kit

Seals

Part #	Description
YMSG1021 [30287]	Pinion seal
YMSG1022 [30288]	Stub axle seals (2)

Shim Kits

Part #	Description
SK 21104 [55008]	Pinion depth shims

Small Parts

Part #	Description
YSPBLT-019 [33049]	Ring gear bolt
YSPCS-014 [33097]	Crush sleeve
YSPPN-013 [33147]	Pinion nut

Yokes

Part #	Description
YY GM40006690 [41210]	Yoke sleeve, for use with triple-lip pinion seal

GM 7.6IFS

Hummer H3, Chevy Colorado 33097

R/G Diameter: 7.625" R/G Bolts: (10) 7/16" x 20 RH Cover Bolts: 10 Carrier Breaks: 3.08 / 3.23 Pinion Shaft Dia. / Spline: 1.438" / 28

Ring & Pinion Gear Sets

Part #	Ratio
YG GM7.5-323 [24477]	3.23
YG GM7.5-342 [24145]	3.42
YG GM7.5-373 [24146]	3.73
YG GM7.5-411 [24147]	4.11
YG GM7.5-430 [24482]	4.30
YG GM7.5-456 [24486]	4.56

Spider Gear Sets

Part #	Description
YPKGM7.6F-S-28 [16121]	Standard spider gear kit, 28 spline

Overhaul & Install Kits

Part #	Description
YK GM7.6IFS [14165]	Master Overhaul kit
CK GM8.5 [57008]	Carrier installation kit

Carrier Cases

Part #	Description
YC G12479242 [20139]	Standard case

Small Parts

Part #	Description
YSPBLT-019 [33049]	Ring gear bolt
YSPCS-019 [33102]	Crush sleeve
YSPPN-018 [33152]	Pinion nut
YSPPN-033 [33167]	Pinion nut washer

Shim Kits

Part #	Description
SK 21104 [55008]	Pinion depth shims
SK SS10 [55001]	Carrier shims

Seals

Part #	Description
YMSG1011 [30277]	Side seal
YMSG1017 [30283]	Pinion seal

GM 7.75"

GM Z28 Camaro, Trans Am, GTO

R/G Diameter: 7.75" R/G Bolts: (8) Cover Bolts: 9 Carrier Breaks: 2.77 / 3.27 Pinion Shaft Dia. / Spline: 27

Ring & Pinion Gear Sets

Part #	Ratio
YG GM7.75-373BW [24486]	3.73

Overhaul & Install Kits

Part #	Description
YK GM7.75BW [14080]	Master Overhaul kit
YK GM7.75IRS [14110]	Master Overhaul kit, '04-'06 GTO
BK GM7.75BW [11063]	Bearing installation kit
PK GM7.75BW [13065]	Pinion installation kit

Shim Kits

Part #	Description
SK 21104 [55008]	Pinion depth shim kit
SK 30276 [55011]	Pinion depth shims
SK SS10 [55001]	Super carrier shim kit

Small Parts

Part #	Description
YSPCS-010 [33093]	Crush sleeve
YSPPN-009 [33143]	Pinion nut
YSPPN-029 [33163]	Pinion nut washer

Seals

Part #	Description
YMSG1003 [30269]	Pinion seal
YMSG1019 [30285]	Side seal, IRS
YMSG1020 [30286]	Pinion seal, IRS

GM

GM 8.0"

Envoy / Trail Blazer

R/G Diameter: 8.0" R/G Bolts: (10) 7/16" x 20 LH Cover Bolts: 10 Carrier Breaks: None Pinion Shaft Dia. / Spline: 1.781" / 27

Ring & Pinion Gear Sets

Part #	Ratio
YG GM8.0-373 [24203]	3.73
YG GM8.0-390 [24219]	3.90
YG GM8.0-411 [24204]	4.11

Spider Gear Sets

Part #	Description
YPKGGM8.0-S-28 [16122]	Standard spider gear set, 28 spline

Overhaul & Install Kits

Part #	Description
YK GM8.0 [14081]	Master Overhaul kit

Yokes

Part #	Description
YY GM12479331 [41073]	Mechanics 3R U/Joint
YY GM40006690 [41210]	Yoke sleeve, for use with triple-lip pinion seal

Shim Kits

Part #	Description
SK 706087 [55018]	Pinion depth shim kit
SK SS12 [55002]	Super carrier shim kit

Small Parts

Part #	Description
YSPBLT-019 [33049]	Ring gear bolt
YSPBLT-038 [33067]	Cross pin bolt
YSPCC-009 [33082]	C/Clip
YSPCS-026 [33109]	Crush sleeve
YSPPN-018 [33152]	Pinion nut
YSPTW-068 [33527]	Pinion gear thrust washer
YSPTW-069 [33528]	Side gear thrust washer
YSPXP-036 [33404]	Cross pin shaft
YSPBLT-082 [33572]	Cover bolt

Carrier Cases

Part #	Description
YC G40004373 [20095]	Standard carrier case, loaded
YC G12479021 [20081]	Standard case, bare

Axle Bearings & Seal Kits

Part #	Description
AK 1559 [10001]	Axle bearing & seal kit, 2.530" O.D.
AK C10 [10005]	Axle bearing & seal kit, 2.800" O.D.

Seals

Part #	Description
YMSG1017 [30283]	Pinion seal
YMS4762N [30108]	Axle seal, 2.800" O.D.
YMS8835S [30201]	Axle seal, 2.530" O.D.

GM 8.2"

1964-1972 Chevrolet Passenger Car

R/G Diameter: 8.2" R/G Bolts: (10) 3/8" x 24 LH Cover Bolts: 10 Carrier Breaks: 2.76/3.07 Pinion Shaft Dia. / Spline: 1.438" / 25

Ring & Pinion Gear Sets

Part #	Ratio
YG GM8.2-308 [24148]	3.08
YG GM8.2-336 [24149]	3.36
YG GM8.2-355 [24509]	3.55
YG GM8.2-373 [24151]	3.73
YG GM8.2-411 [24152]	4.11
YG GM8.2-456 [24487]	4.56

Spider Gear Sets

Part #	Description
YPKGGM12-PC-14 [16041]	Dura Grip & Eaton posi clutch set, 14 Carbon clutches
YPKGGM12-PC-18 [16110]	Dura Grip & Eaton posi clutch set, 18 steel clutches
YPKGGM12-PC-22 [16111]	Dura Grip & Eaton posi clutch set, 22 steel clutches
YPKGGM12-PC-DG1 [16064]	Dura Grip & Eaton posi clutch set, 14 composite clutches
YPKGGM12-PC-SHIM [16042]	Dura Grip & Eaton posi shim set
YPKGGM8.2-P-28 [16050]	Dura Grip & Eaton posi spider gear set
YPKGGM8.2-S-28 [16051]	Standard spider gear set

Overhaul & Install Kits

Part #	Description
YK GM8.2 [14082]	Master Overhaul kit
BK GM8.2 [11064]	Bearing installation kit
PK GM8.2 [13066]	Pinion installation kit
MK GM8.2 [12052]	Minimum installation kit
CK GM8.5 [57008]	Carrier installation kit

Axle Bearing & Seal Kits

Part #	Description
AK 1559 [10001]	Axle bearing & seal kit, 2.530"
AK 1563 [10004]	Axle bearing & seal kit, 2.250"

Yokes

Part #	Description
YY GM8.2-1310-25 [41094]	1310 U/Joint
YY UB-002 [41198]	1310 U/Joint U-Bolt kit

Shim Kits

Part #	Description
SK CSGM7.5 [55047]	Crush sleeve eliminator kit
SK 21104 [55008]	Pinion depth shim kit
SK SS10 [55001]	Super carrier shim kit

Small Parts

Part #	Description
YP MINSXGM8.2 [32237]	Heavy-duty Chromoly cross pin shaft
YSPBLT-016 [33046]	Ring gear bolt
YSPBLT-039 [33068]	Cross pin bolt, Standard
YSPBLT-066 [33345]	Cross pin bolt, Posi
YSPBLT-075 [33286]	Cover bolt
YSPCC-010 [33083]	C/Clip
YSPCS-020 [33103]	Crush sleeve, w/OEM ring & pinion
YSPCS-027 [33110]	Crush sleeve, w/aftermarket ring & pinion
YSPPN-016 [33150]	Pinion nut
YSPPN-032 [33166]	Pinion nut washer
YSPSPR-009 [33520]	Dura Grip spring plate, 200lb & 300lb design



Continued on next page

GM 8.2" (Cont.)

1964-1972 Chevrolet Passenger Car

R/G Diameter: 8.2" R/G Bolts: (10) 3/8" x 24 LH Cover Bolts: 10 Carrier Breaks: 2.76 / 3.07 Pinion Shaft Dia. / Spline: 1.438" / 25

Small Parts (Cont.)

Part #	Description
YSPTW-070 [33529]	Side gear thrust washer
YSPTW-011 [33281]	Pinion gear thrust washer
YSPTW-035 [33305]	Pinion gear thrust washer
YSPXP-039 [33407]	Cross pin shaft, 0.735" diameter
YSPXP-043 [33411]	Cross pin shaft, posi, 0.749" diameter
YSPXPG8.2-P [33204]	Cross pin shaft, posi, 0.749" diameter

Traction Aids & Spools

Part #	Description
YDGM8.2-3-28-1 [26021]	Dura Grip posi, 3.08 & up
YP MINSGM8.2-28 [32230]	Mini spool, 28 spline

Covers & Cover Gaskets

Part #	Description
YCGGM8.5 [23020]	Cover Gasket
YP C1-GM8.5-R [32017]	Chrome cover
YP C2-GM8.5-R [32030]	Polished Aluminum Cover
YP C3-GM8.5-R [32121]	HD Aluminium cover
YP C5-GM8.5 [32332]	Steel Cover

Seals

Part #	Description
YMS8610 [30192]	Pinion seal
YMS8660S [30196]	Axle seal, 2.250" O.D.
YMS8835S [30201]	Axle seal, 2.530" O.D.
YMS99152 [30221]	Pinion yoke redi sleeve

GM 8.2BOP

1964-1972 Buick, Olds & Pontiac

R/G Diameter: 8.2" R/G Bolts: (10) 3/8" x 24 LH Cover Bolts: 10 Carrier Breaks: 2.76 / 2.92-3.32-3.31* Pinion Shaft Dia. / Spline: 1.438" / 27

Ring & Pinion Gear Sets

Part #	Ratio
YG GMBOP-336 [24503]	3.36
YG GMBOP-355 [24504]	3.55
YG GMBOP-373 [24505]	3.73
YG GMBOP-390 [24506]	3.90

Spider Gear Sets

Part #	Description
YPKGM8.2-BOP-P-28 [16144]	Posi spider gear kit, 28 spline, no clutches

Overhaul & Install Kits

Part #	Description
YK GM8.2BOP [14085]	Master Overhaul kit
BK GM8.2BOP [11066]	Bearing installation kit
PK GM8.2BOP [13068]	Pinion installation kit
MK GM8.2BOP [12054]	Minimum installation kit
CK GM8.5 [57008]	Carrier installation kit

Axle Bearing & Seal Kits

Part #	Description
AK SET9 [10043]	Axle bearing & seal kit

Yokes

Part #	Description
YY GM8.2BOP-3R-27 [41185]	Mechanics 3R U/Joint
YY GM8.2-SLEEVE-KIT [41184]	Conv kit for GM 8.2" R&P in BOP housing
YY GM8.2-SLEEVE [41091]	Adapter sleeve to run 8.2" GM ring & pinion in BOP housing
YY STR-005 [41196]	1310 U/Joint strap & bolt kit
YY STR-008 [41201]	Mechanics 3R U/Joint strap

Traction Aids & Spools

Part #	Description
YDGM8.2BOP-3-28-1 [26024]	Dura Grip, 28 spline, 3.31 & up

Shim Kits

Part #	Description
SK 21104 [55008]	Pinion depth shim kit
SK SS10 [55001]	Super carrier shim kit

Small Parts

Part #	Description
YSPBLT-016 [33046]	Ring gear bolt
YSPBLT-038 [33067]	Posi cross pin bolt
YSPBLT-069 [33347]	Ring gear bolt washer
YSPBLT-074 [33351]	U/Joint strap bolt
YSPCG-003 [33352]	Posi clutch guide
YSPCS-020 [33103]	Crush sleeve, w/OEM ring & pinion
YSPCS-027 [33110]	Crush sleeve, w/aftermarket ring & pinion
YSPPN-018 [33152]	Pinion nut
YSPSPR-009 [33520]	Dura Grip spring plate, 200lb & 300lb design

Covers & Cover Gaskets

Part #	Description
YCGGM8.2BOP-10 [23019]	Cover gasket
YP C1-GM8.2BOP [32015]	Chrome cover
YP C3-GM8.2BOP [32120]	Heavy-duty aluminum girdle cover

Seals

Part #	Description
YMS2043 [30017]	Pinion seal
YMS2146 [30019]	Outer axle seal, for .375" wide applications
YMS712146 [30169]	Outer axle seal, for .490" wide applications
YMS8594S [30191]	Inner axle seal
YMS8620N [30194]	Pinion seal
YMS99193 [30229]	Pinion yoke redi sleeve

GM

GM Cast Iron Vet

1963-1979 Corvette

R/G Diameter: 8.2" R/G Bolts: (10) 3/8" x 24 RH Cover Bolts: 8 Carrier Breaks: 2.76 / 3.07-3.90 / 4.10 Pinion Shaft Dia. / Spline: 1.625"

Ring & Pinion Gear Sets

Part #	Ratio
YG GMVET-308 [24172]	3.08
YG GMVET-336 [24514]	3.36
YG GMVET-355 [24173]	3.55
YG GMVET-373 [24174]	3.73
YG GMVET-411T [24516]	4.11, thick
YG GMVET-433T [24517]	4.33, thick
YG GMVET-456T [24518]	4.56, thick

Spider Gear Sets

Part #	Description
YPKGM12-PC-14 [16041]	Dura Grip & Eaton posi clutch set, 14 Carbon clutches
YPKGM12-PC-18 [16110]	Dura Grip & Eaton posi clutch set, 18 steel clutches
YPKGM12-PC-22 [16111]	Dura Grip & Eaton posi clutch set, 22 steel clutches
YPKGM12-PC-DG1 [16064]	Dura Grip & Eaton posi clutch set, 14 composite
YPKGMVET-P-17 [16061]	Positraction spider gear set

Overhaul & Install Kits

Part #	Description
YK GMVET-CI [14103]	Master Overhaul kit
BK GMVET-CI [11078]	Bearing installation kit
PK GMVET-CI [13079]	Pinion installation kit
MK GMVET-CI [12063]	Minimum installation kit
CK GM8.6 [57010]	Carrier installation kit

Traction Aids & Spools

Part #	Description
YDGGMVET-3-17-1 [26023]	Dura Grip, 17 spline, 2.73-3.90

Stub Axles

Part #	Description
YY GM14016436 [41074]	Inner stub yoke, U-bolt style, '63-'79
YY GM3872922 [41084]	Inner stub yoke, strap style, '63-'79
YY GM3996118 [41167]	1310 U/Joint pinion yoke
YY GM12-1330-C [41152]	12P, 12T, '63-'74 CI Vet 1330 Cast U-bolt

Stub Axles (Cont.)

Part #	Description
YY UB-002 [41198]	1310 U/Joint U-Bolt kit
YY UB-003 [41199]	1330 U/Joint U-Bolt kit

Shim Kits

Part #	Description
SK 25300 [55009]	Pinion depth shim kit
SK SS12 [55002]	Super carrier shim kit

Small Parts

Part #	Description
YB AX-012 [18058]	Side bearing
YSPBLT-016 [33046]	Ring gear bolt
YSPBLT-066 [33345]	Cross pin bolt
YSPBLT-069 [33347]	Ring gear bolt washer
YSPCS-019 [33102]	Pinion nut, '63-'65
YSPCS-023 [33106]	Pinion nut, '66 & up
YSPPN-016 [33150]	Pinion nut
YSPPN-032 [33166]	Pinion nut washer
YSPSPR-009 [33520]	Dura Grip spring plate, 200lb & 300lb design
YSPSTUD-012 [33182]	Rear wheel stud
YSPTW-035 [33305]	Pinion gear thrust washer
YSPXP-043 [33411]	Cross pin shaft, posi, 0.749" diameter

Dropout Gaskets

Part #	Description
YCGGMVET-CI [23024]	Dropout gasket

Seals

Part #	Description
YMS472258 [30087]	Side seal
YMS5113S [30118]	Outer wheel seal
YMS8460N [30187]	Pinion seal
YMS9178S [30207]	Inner wheel seal
YMS99170 [30225]	Pinion yoke redi sleeve
YMSG1016 [30282]	Side seal

GM 8.25"

1993-Present GM 1/2 & 3/4 ton IFS

R/G Diameter: 8.2" R/G Bolts: (10) 3/8" x 24 LH Cover Bolts: 10 Carrier Breaks: 2.76 / 3.07 Pinion Shaft Dia. / Spline: 1.438" / 25

Ring & Pinion Gear Sets

All Gear sets fit 3.42 & up cases only

Part #	Ratio
YG GM8.25-308R [24657]	3.08
YG GM8.25-342R [24488]	3.42
YG GM8.25-373R [24489]	3.73
YG GM8.25-411R [24153]	4.11
YG GM8.25-456R [24154]	4.56
YG GM8.25-488R [24155]	4.88
YG GM8.25-513R [24156]	5.13

Spider Gear Sets

Part #	Description
YPKGM8.25IFS-S [16124]	Standard spider gear set

Dropout Gaskets

Part #	Description
YCGGM8.25IFS [23030]	Gasket, '07 & up

Overhaul & Install Kits

Part #	Description
YK GM8.25IFS-A [14083]	Master Overhaul kit, '98 & down
YK GM8.25IFS-B [14084]	Master Overhaul kit, '99 & up
BK GM8.25IFS-A [11065]	Bearing installation kit, '98 & down
BK GM8.25IFS-B [11104]	Bearing installation kit, '99 & up
PK GM8.25IFS-A [13067]	Pinion installation kit, '98 & down
MK GM8.25IFS-A [12053]	Minimum installation kit, all years

Yokes

Part #	Description
YY GM15588336 [41078]	Mechanics 3R U/Joint

Shim Kits

Part #	Description
SK 25300 [55009]	Pinion depth shim kit



Continued on next page

GM 8.25" (Cont.)

1993-Present GM 1/2 & 3/4 ton IFS

R/G Diameter: 8.2" R/G Bolts: (10) 3/8" x 24 LH Cover Bolts: 10 Carrier Breaks: 2.76/3.07 Pinion Shaft Dia./Spline: 1.438"/25

Small Parts

Part #	Description
YB AX-011 [18057]	Axle bearing, '99 & up
YB AX-013 [18059]	Stub axle bearing
YSPBLT-019 [33049]	Ring gear bolt
YSPBLT-080 [33569]	Housing case bolt, w/ washer
YSPCS-014 [33097]	Crush sleeve
YSPPN-018 [33152]	Pinion nut
YSPSA-006 [33261]	Side adjuster ring
YSPSA-009 [33355]	Adjuster look, tab design
YSPSA-010 [33356]	Side adjuster lock
YSPSA-011 [33357]	Side adjuster, '07 & up
YSPSR-013 [33369]	Snap ring, outer axle
YSPTW-039 [33377]	Pinion gear thrust washer
YSPTW-040 [33378]	Side gear thrust washer
YSPTW-065 [33524]	Stub shaft thrust washer
YSPXP-033 [33401]	Cross pin shaft
YSPXP-042 [33410]	Roll pin for cross pin shaft

Carrier Cases

Part #	Description
YC G26018131 [20086]	Standard carrier case
YC G26067130 [20131]	Standard case, loaded, 3.42 & up
YC G15919119 [20144]	Standard case, bare, 3.23 & down

Seals

Part #	Description
YMS710101 [30145]	Stub axle seal, '98 & down
YMSG1007 [30273]	Stub axle seal, '99 & up
YMSG1012 [30278]	Pinion seal
YMSG1013 [30279]	Stud axle seal, '98 & down

Unit Bearings

Part #	Description
YB U550300 [18025]	RH wheel brg & hub, '95-'99, 1/2 ton truck
YB U550301 [18026]	LH wheel brg & hub, '95-'99, 1/2 ton truck

GM 8.5"

1970-Present Passenger Car, 1978-1999 1/2 Ton Truck

R/G Diameter: 8.5" R/G Bolts: (10) 7/16" x 20 LH Cover Bolts: 10 Carrier Breaks: 2.56/2.73 Pinion Shaft Dia./Spline: 1.625"/30

Ring & Pinion Gear Sets

Part #	Ratio
YG GM8.5-273 [24490]	2.73
YG GM8.5-308 [24492]	3.08
YG GM8.5-323 [24493]	3.23
YG GM8.5-342 [24157]	3.42
YG GM8.5-373 [24158]	3.73
YG GM8.5-390 [24159]	3.90
YG GM8.5-411 [24160]	4.11
YG GM8.5-456 [24161]	4.56
YG GM8.5-488 [24162]	4.88
YG GM8.5-513 [24163]	5.13
YG GM8.5-538 [24494]	5.38
YG GM8.5-557 [24495]	5.57

Spider Gear Sets

Part #	Description
YPKG8.5-S-28 [16054]	Standard spider gear kit, 28 spline
YPKG8.5-S-30 [16055]	Standard spider gear kit, 30 spline
YPKG8.5-P-28 [16052]	Posi spider gear set, Fits Dura Grip & Eaton, 28 spline, clutches not included
YPKG8.5-P-30 [16053]	Posi spider gear set, Fits Dura Grip & Eaton, 28 spline, clutches not included
YPKG12-PC-14 [16041]	14 plate carbon clutches, Fits Dura Grip & Eaton
YPKG12-PC-18 [16110]	18 plate steel clutches, Fits Dura Grip & Eaton
YPKG12-PC-22 [16111]	22 plate steel clutches, Fits Dura Grip & Eaton
YPKG12-PC-DG1 [16064]	14 plate composite clutches, Fits Dura Grip & Eaton
YPKG12-PC-SHIM [16042]	Posi shim kit, Fits Dura Grip & Eaton

Overhaul & Install Kits

Part #	Description
YK GM8.5 [14086]	Rear Master Overhaul kit
YK GM8.5-F [14087]	Front Master Overhaul kit
YK GM8.5-HD [14088]	Rear LM102911/49, heavy duty for large carrier bearing

Overhaul & Install Kits (Cont.)

Part #	Description
YK GM8.5-HD-F [14089]	Front, LM102911/49, heavy duty for large carrier bearing
BK GM8.5 [11067]	Rear Bearing installation kit
BK GM8.5-F [11068]	Front Bearing installation kit
BK GM8.5-HD [11069]	Rear LM102911/49, heavy duty for large carrier bearing
BK GM8.5-HD-F [11070]	Front, LM102911/49, heavy duty for large carrier bearing
PK GM8.5 [13069]	Rear Pinion Installation kit
PK GM8.5-F [13070]	Front Pinion Installation kit
MK GM8.5 [12055]	Rear Minimum Installation kit
MK GM8.5-F [12056]	Front Minimum Installation kit
CK GM8.5 [57008]	Carrier install kit
CK GM8.5-HD [57009]	Carrier install kit, oversize journals

Axle Bearing & Seal Kits

Part #	Description
AK 1563 [10004]	Axle Bearing & Seal kit, 2.250" O.D.
AK 1559 [10001]	Axle Bearing & Seal kit, 2.530" O.D.
AK C10 [10005]	Axle Bearing & Seal kit, 2.800" O.D.
AK F-G02 [10023]	Axle Bearing & Seal kit, '77-'91 Front 1/2 ton
AK F-G06 [10027]	Axle Brg & Seal kit, '77-'93 Front 3/4 ton Front
AK GMAV [10038]	Axle bearing & seal kit, 2.445" O.D.

Yokes

Part #	Description
YY GM12470387 [41071]	Mechanics 3R, inside snap ring
YY GM14018211 [41075]	1310, straps, outside snap rings
YY GM3988524 [41086]	1310, outside snap rings
YY GM15588336 [41078]	Mechanics 3R, inside snap rings
YY GM8.5-1350-C [41092]	1350, cast, U-bolts
YY GM8.5-1350-F [41093]	1350, forged, U-bolts
YY STR-005 [41196]	1310 U/Joint strap & bolt kit
YY STR-008 [41201]	Mechanics 3R strap & bolt kit

Continued on next page

GM

GM 8.5" (Cont.)

1970-Present Passenger Car, 1978-1999 1/2 Ton Truck

R/G Diameter: 8.5" R/G Bolts: (10) 7/16" x 20 LH Cover Bolts: 10 Carrier Breaks: 2.56 / 2.73 Pinion Shaft Dia. / Spline: 1.625" / 30

Shim Kits

Part #	Description
SK 25300 [55009]	Pinion depth shim kit
SK SS10 [55001]	Super-Shim kit for carrier
SK CSGM8.5 [55048]	Solid spacer to replace crush sleeve

Small Parts

Part #	Description
YP MINSXGM8.5 [32238]	Chromoly cross pin shaft
YSPABS-022 [33339]	Reluctor ABS ring for 3.73 pinion
YSPBLT-019 [33049]	Ring gear bolt
YSPBLT-038 [33067]	Cross pin bolt
YSPBLT-074 [33351]	U/Joint strap bolt
YSPBLT-075 [33286]	Cover bolt
YSPCC-010 [33083]	C/Clip
YSPCG-003 [33352]	Posi clutch guide
YSPCS-014 [33097]	Crush sleeve
YSPPN-018 [33152]	Pinion nut
YSPPN-033 [33167]	Pinion nut washer
YSPSP-001 [33474]	Wheel hub spindle nut, w/o washer
YSPSP-002 [33475]	Spindle nut kit
YSPSP-025 [33498]	Spindle bearing & seal kit, w/ washer
YSPSPR-009 [33520]	Dura Grip spring plate, 200lb & 300lb design
YSPSTUD-018 [33188]	Axle stud, 1 15/32" x 1/2"-20
YSPSTUD-023 [33192]	Axle stud, 40mm x M12 -15
YSPTW-047 [33385]	Pinion gear thrust washer
YSPTW-034 [33304]	Side gear thrust washer
YSPXP-056 [33431]	Notched cross pin shaft
YSPXP-033 [33401]	Standard cross pin shaft
YSPBLT-082 [33572]	Cover bolt

Traction Aids & Spools

Part #	Description
YDGGM8.5-3-28-1 [26015]	Dura Grip posi, 28 spl, 2.73 & up
YDGGM8.5-3-30-1 [26016]	Dura Grip posi, 30 spl, 2.73 & up
YGLGM8.5-3-30-1 [28035]	Grizzly Locker, 30 spl, 2.73 & up
YP PGM8.5-HELIC-30 [32356]	Helical gear posi, 2.73 & up, 30 spline
YP FSGM8.5-28 [32192]	28 spline steel spool, 2.73 & up
YP FSGM8.5-30 [32193]	30 spline steel spool, 2.73 & up
YP FSGM8.5-33 [32194]	33 spline steel spool, 2.73 & up
YP MINSGM8.5-28 [32232]	28 spline mini spool
YP MINSGM8.5-30 [32233]	30 spline mini spool

Heavy-Duty Front Axle U/Joints

Part #	Description
YP SJ-297X-203 [32083]	Super Joint kit, 2 joints + full circle clips, grease & grease gun
YP SJ-297X-202 [32082]	2 Super Joints w/Full circle clips. No grease or grease gun
YP SJ-297X-201 [32081]	1 Super Joint, w/Full circle clips. No grease or grease gun

Carrier Cases

Part #	Description
YC G26010481 [20083]	Standard case, bare, 2.73 & up
YC G26010481-XHD [20084]	Standard case, bare, 2.73 & up, w/oversize HD bearing journals
YC GM8.5-DG-3 [20107]	Dura Grip case, bare, 2.73 & up

Covers & Cover Gaskets

Part #	Description
YCGGM8.5 [23020]	Rear cover gasket
YCGGM8.5-F [23021]	Front cover gasket
YP C1-GM8.5-F [32016]	Chrome cover, Front
YP C1-GM8.5-R [32017]	Chrome cover, rear
YP C2-GM8.5-R [32030]	Polished aluminium cover, rear
YP C2-GM8.5-F [32029]	Polished aluminium cover, Front
YP C3-GM8.5-R [32121]	HD aluminium cover, rear
YP C5-GM8.5 [32332]	Steel Cover, rear

Ball Joints

Part #	Description
YSPBJ-011 [33453]	Ball joint kit

Seals

Part #	Description
YMS2043 [30017]	Rear pinion seal
YMS4762N [30108]	Axle seal, 88 & up C10
YMS471271 [30083]	Wheel seal
YMS4795V [30110]	Axle seal, Astro & Safari van
YMS5131 [30122]	Front inner axle seal
YMS710506 [30163]	Pinion seal, late model w/Triple lip
YMS8622 [30195]	4WD Front pinion seal
YMS8660S [30196]	Axle seal for 5707 or 1563 bearing
YMS8835S [30201]	Axle seal for 1559 or 6408 bearing
YMS99131 [30219]	Pinion yoke redi sleeve
YMS99193 [30229]	Redi sleeve for pinion yoke

Spindles

Part #	Description
YP SP706529 [32257]	Spindle, 6 hole, 1.625" & 2.0" brg journals

Drive Flange Kits

Part #	Description
YHC50007 [29080]	19 spline, Yukon engraved
YHC50008 [29079]	19 spline, non-engraved
YHCDF-19-A [29078]	19 spline, single flange only



Yukon Dura Grip®

GM 8.5" Oldsmobile

Oldsmobile, Pontiac

R/G Diameter: 8.5" R/G Bolts: (10) 3/8" x 20 LH Cover Bolts: 12 Carrier Breaks: 2.78 / 3.08 - 3.23 / 3.43 Pinion Shaft Dia. / Spline: 1.626" / 27

Ring & Pinion Gear Sets

Part #	Ratio
YG GM8.50LDS-342 [24689]	3.42
YG GM8.50LDS-390 [24688]	3.90

Small Parts

Part #	Ratio
YSPCS-030[33113]	Crush Sleeve

Overhaul & Install Kits

Part #	Description
YK GM8.50LDS-28[14090]	Master Overhaul kit, 28 spline
YK GM8.50LDS-31[14091]	Master Overhaul kit, 31 spline

GM 8.6"

'00 & Up 1/2 Ton Truck & Passenger Car

R/G Diameter: 8.6" R/G Bolts: (10) 7/16" x 20 LH Cover Bolts: 10 Carrier Breaks: 2.56 / 2.73 Pinion Shaft Dia. / Spline: 1.625" / 30

Ring & Pinion Gear Sets

Part #	Ratio
YG GM8.5-273 [24490]	2.73
YG GM8.5-308 [24492]	3.08
YG GM8.5-323 [24493]	3.23
YG GM8.5-342 [24157]	3.42
YG GM8.5-373 [24158]	3.73
YG GM8.5-390 [24159]	3.90
YG GM8.5-411 [24160]	4.11
YG GM8.5-456 [24161]	4.56
YG GM8.5-488 [24162]	4.88
YG GM8.5-513 [24163]	5.13
YG GM8.5-538 [24494]	5.38
YG GM8.5-557 [24495]	5.57

Spider Gear Sets

Part #	Description
YPKGM12-PC-14 [16041]	Dura Grip & Eaton posi clutch set, 14 Carbon clutches
YPKGM12-PC-18 [16110]	Dura Grip & Eaton posi clutch set, 18 steel clutches
YPKGM12-PC-22 [16111]	Dura Grip & Eaton pfvkosi clutch set, 22 steel clutches
YPKGM12-PC-DG1 [16064]	Dura Grip & Eaton posi clutch set, 14 composite clutches
YPKGM12-PC-SHIM [16042]	Dura Grip & Eaton posi shim set
YPKGM8.6-S-30V2 [16056]	Standard spider gear set, 30 spline
YPKGM8.6-S-30V3 [16146]	Standard Spider gear kit, 30 spline, '07 & up

Overhaul & Install Kits

Part #	Description
YK GM8.6-A [14092]	Master Overhaul kit, '99-'08
YK GM8.6-B [14168]	Master Overhaul kit, '09 & up
BK GM8.6-A [11071]	Bearing installation kit, '99-'08
BK GM8.6-B [11105]	Bearing installation kit, '09 & up
PK GM8.6-A [13073]	Pinion installation kit, '99-'08
PK GM8.6-B [13105]	Pinion installation kit, '09 & up
MK GM8.6 [12059]	Minimum installation kit
CK GM8.6 [57010]	Carrier installation kit

Axle Bearing & Seal Kits

Part #	Description
AK 1559 [10001]	Axle bearing & seal kit, 2.530" O.D.
AK 1563 [10004]	Axle bearing & seal kit, 2.250" O.D.
AK C10 [10005]	Axle bearing & seal kit, 2.800" O.D.

Yokes

Part #	Description
YY GM12470387 [41071]	Mechanics 3R U/Jnt, triple lip seal design
YY GM26060975 [41150]	Yoke sleeve, for use with triple-lip pinion seal

Shim Kits

Part #	Description
SK 25300 [55009]	Pinion depth shim kit
SK CSGM8.5 [55048]	Crush sleeve eliminator kit
SK SS12 [55002]	Super carrier shim kit

Small Parts

Part #	Description
YSPABS-021 [33338]	ABS tone ring
YSPABS-022 [33339]	Reluctor ABS ring for 3.73 pinion
YSPABS-034 [33565]	ABS tone ring, 55 tooth, '03 & up
YSPBLT-019 [33049]	Ring gear bolt
YSPBLT-075 [33286]	Cover bolt
YSPCC-010 [33083]	C/Clip
YSPCG-003 [33352]	Posi clutch guide
YSPCS-014 [33097]	Crush sleeve
YSPPN-018 [33152]	Pinion nut
YSPPN-033 [33167]	Pinion nut washer
YSPSPR-009 [33520]	Dura Grip spring plate,
YSPSTUD-015 [33185]	Axle stud
YSPTW-047 [33385]	Pinion gear thrust washer
YSPTW-048 [33386]	Side gear thrust washer
YSPBLT-082 [33572]	Cover bolt

Traction Aids & Spools

Part #	Description
YDGGM8.5-3-30-1 [26016]	Dura Grip posi, 2.73 & up, 30 spline
YGLGM8.5-3-30-1 [28035]	Grizzly Locker, 30 spl, 2.73 & up
YP FSGM8.5-30 [32193]	Steel spool, 2.73 & up, 30 spline
YP PGM8.5-HELIC-30 [32356]	Helical gear posi, 2.73 & up, 30 spline

Carrier Cases

Part #	Description
YC G40007876V2 [20096]	Standard case, bare, '00-'06
YC G40048044 [20098]	Standard loaded carrier, 2.73 & up
YC GM8.5-DG-3 [20107]	Dura Grip case, 2.73 & up, bare

Covers & Cover Gaskets

Part #	Description
YCGGM8.5 [23020]	Cover gasket
YP C1-GM8.5-R [32017]	Chrome cover
YP C2-GM8.5-R [32030]	Polished aluminum cover
YP C3-GM8.5-R [32121]	Heavy-duty aluminum girdle cover
YP C5-GM8.5 [32332]	Steel cover
YP C5-GM8.5-KIT [32367]	Steel cover kit
YP C5-GM8.6-WIDE [32387]	Rear differential cover

Seals

Part #	Description
YMS4762N [30108]	Axle seal, 2.800" O.D.
YMS710506 [30163]	Pinion seal, triple lip design
YMS8660S [30196]	Axle seal, 2.250" O.D.
YMS8835S [30201]	Axle seal, 2.530" O.D.

GM

GM 8.6IRS

Late Model Camaro, V8

R/G Diameter: 8.6" (218mm) R/G Bolts: (10) 7/16" x 20 LH Cover Bolts: 10 Carrier Breaks: none Pinion Shaft Dia. / Spline: 1.875" / 32

Ring & Pinion Gear Sets

Part #	Ratio
YG GM8.6-323IRS [24562]	3.23
YG GM8.6-345IRS [24573]	3.45
YG GM8.6-390IRS [24574]	3.90
YG GM8.6-373IRS [24563]	3.73
YG GM8.6-411IRS [24564]	4.11

Overhaul & Install Kits

Part #	Description
YK GM8.6IRS [14169]	Master Overhaul kit
MK GM8.6IRS [12085]	Minimum installation kit

Shim Kits

Part #	Description
SK SS12 [55002]	Super carrier shim kit

Small Parts

Part #	Description
YSPBLT-019 [33049]	Ring gear bolt
YSPCS-016 [33099]	Crush sleeve
YSPPN-013 [33147]	Pinion nut, green metric thread

Seals

Part #	Description
YMSG1023 [30289]	Stub axle seal
YMSG1024 [30290]	Pinion seal

Yoke

Part #	Description
YY GM40081311 [41203]	Pinion yoke

GM 55P

1955-1964 Chevrolet Passenger Car

R/G Diameter: 8.4" R/G Bolts: (10) 3/8" x 24 RH Cover Bolts: Dropout Carrier Breaks: 3.73/4.10 Pinion Shaft Dia. / Spline: 1.438" / 17

Ring & Pinion Gear Sets

Part #	Ratio
YG GM55P-308 [24141]	3.08
YG GM55P-336 [24467]	3.36
YG GM55P-355 [24142]	3.55
YG GM55P-373 [24143]	3.73

Spider Gear Sets

Part #	Description
YPKC8.75-PC [16148]	Powr Lok clutch kit, OEM posi only
YPKGM55P-P-17 [16114]	Eaton style positraction spider gear set, 17 spline
YPKGM55P-P/L-17 [16045]	Powr Lok positraction spider gear set, 17 spline
YPKGM55P-S-17 [16046]	Standard spider gear set, 17 spline

Overhaul & Install Kits

Part #	Description
YK GM55CHEVY [14073]	Master Overhaul kit
BK GM55CHEVY [11058]	Bearing installation kit
PK GM55CHEVY [13060]	Pinion installation kit
MK GM55CHEVY [12047]	Minimum installation kit

Yokes

Part #	Description
YY GM55-1310-17 [41089]	1310 U/Joint, U-bolt style

Dropout Gasket

Part #	Description
YCGGM55P [23017]	Dropout Gasket

Shim Kits

Part #	Description
SK 21104 [55008]	Pinion depth shim kit

Small Parts

Part #	Description
YSP0-008 [33579]	Axle bearing o-ring
YSPBLT-016 [33046]	Ring gear bolt
YSPBLT-023 [33052]	Ring gear conv. bolt, Auburn posi
YSPBLT-039 [33068]	Cross pin bolt
YSPBLT-052 [33234]	Powr Lok case bolt
YSPBLT-069 [33347]	Ring gear bolt washer
YSPCS-018 [33101]	Crush sleeve
YSPPN-016 [33150]	Pinion nut
YSPPN-032 [33166]	Pinion nut washer
YSPTW-011 [33281]	Pinion gear thrust washer
YSPTW-070 [33529]	Side gear thrust washer
YSPXP-039 [33407]	Cross pin shaft, 0.735" diameter

Seals

Part #	Description
YMS5458 [30126]	Axle seal, '55-'56
YMS5573 [30127]	Axle seal, '58-'64 w/sealed brg only, 2.548" O.D.
YMS6818 [30133]	Pinion seal, '55-'64
YMS8293S [30181]	Axle seal, '63-'64, Chevy II
YMS8362 [30184]	Axle seal, '57 Chevy only, 2.321" O.D.
YMS99170 [30225]	Pinion yoke redi sleeve

GM 55T

1955-1962 1/2 Ton Chevy Truck

R/G Diameter: 9.375" R/G Bolts: (12) 3/8" x 24 RH Cover Bolts: 12 Carrier Breaks: None Pinion Shaft Dia. / Spline: 1.438" / 17

Ring & Pinion Gear Sets

Part #	Ratio
YG GM55T-338 [24144]	3.38

Overhaul & Install Kits

Part #	Description
YK GM55CHEVY [14073]	Master Overhaul kit
BK GM55CHEVY [11058]	Bearing installation kit
PK GM55CHEVY [13060]	Pinion installation kit
MK GM55CHEVY [12047]	Minimum installation kit



Continued on next page

GM 55T (Cont.)

1955-1962 1/2 Ton Chevy Truck

R/G Diameter: 9.375" R/G Bolts: (12) 3/8" x 24 RH Cover Bolts: 12 Carrier Breaks: None Pinion Shaft Dia. / Spline: 1.438" / 17

Yokes

Part #	Description
YY GM55-1310-17 [41089]	1310 U/Joint, U-bolt style

Shim Kits

Part #	Description
SK 21104 [55008]	Pinion depth shim kit

Small Parts

Part #	Description
YSPBLT-016 [33046]	Ring gear bolt
YSPBLT-039 [33068]	Cross pin bolt
YSPBLT-069 [33347]	Ring gear bolt washer

Small Parts (Cont.)

Part #	Description
YSPCS-018 [33101]	Crush sleeve
YSPPN-016 [33150]	Pinion nut
YSPPN-032 [33166]	Pinion nut washer
YSPTW-070 [33529]	Side gear thrust washer
YSPXP-038 [33406]	Cross pin shaft

Seals

Part #	Description
YMS414045 [30056]	Axle seal, '55-'62 ton truck
YMS6818 [30133]	Pinion seal
YMS99170 [30225]	Pinion yoke redi sleeve

GM 8.75"

1965-1987 Passenger Car

R/G Diameter: 8.75" R/G Bolts: (10) 7/16" x 20 LH Cover Bolts: 10 Carrier Breaks: 2.56 / 2.73 Pinion Shaft Dia. / Spline: 1.625" / 30

Overhaul & Install Kits

Part #	Description
YK GM8.75 [14093]	Master Overhaul kit
BK GM8.75 [11072]	Bearing installation kit

Shim Kits

Part #	Description
SK 25300 [55009]	Pinion depth shim kit
SK SS12 [55002]	Super carrier shim kit

Small Parts

Part #	Description
YSPCS-014 [33097]	Crush sleeve

Seals

Part #	Description
YMS2043 [30017]	Pinion seal

GM 8.875"

1965-1987 Passenger Car

R/G Diameter: 8.875" R/G Bolts: (10) 7/16" x 20 LH Cover Bolts: 10 Carrier Breaks: 2.56 / 2.73 Pinion Shaft Dia. / Spline: 1.625" / 30

Overhaul & Install Kits

Part #	Description
YK GM8.875 [14094]	Master Overhaul kit
BK GM8.875 [11073]	Bearing installation kit

Shim Kits

Part #	Description
SK SS12 [55002]	Super carrier shim kit

Small Parts

Part #	Description
YSPCS-014 [33097]	Crush sleeve

Seals

Part #	Description
YMS2043 [30017]	Pinion seal

GM Passenger Car 12 Bolt

1964 - 1972 Chevy & Other GM Passenger Cars

R/G Diameter: 8.875" R/G Bolts: (12) 3/8" x 24 RH Cover Bolts: 12 Carrier Breaks: 2.76 / 3.08-3.90 / 4.10 Pinion Shaft Dia. / Spline: 1.625" / 30

Ring & Pinion Gear Sets

Part #	Ratio
YG GM12P-308 [24448]	3.08
YG GM12P-331 [24571]	3.31
YG GM12P-342 [24121]	3.42
YG GM12P-355 [24122]	3.55
YG GM12P-373 [24123]	3.73
YG GM12P-373-4 [24124]	3.73, thin
YG GM12P-390 [24125]	3.90
YG GM12P-411 [24126]	4.11
YG GM12P-411T [24127]	4.11, thick
YG GM12P-430 [24450]	4.30
OYG GM12P-456 [24451]	4.56
YG GM12P-456T [24452]	4.56, thick

Ring & Pinion Gear Sets (Cont.)

Part #	Ratio
YG GM12P-488 [24453]	4.88
YG GM12P-513 [24454]	5.13
YG GM12P-538 [24455]	5.38
YG GM12P-600 [24457]	6.00

Spider Gear Sets

Part #	Description
YPKGGM12-P-30 [16039]	Dura Grip & Eaton posi spider gear set, 30 spline
YPKGGM12-P-33 [16040]	Dura Grip & Eaton posi spider gear set, 33 spline

Continued on next page

GM



GM Passenger Car 12 Bolt (Cont.)

1964 - 1972 Chevy & Other GM Passenger Cars

R/G Diameter: 8.875" R/G Bolts: (12) 3/8" x 24 RH Cover Bolts: 12 Carrier Breaks: 2.76 / 3.08-3.90 / 4.10 Pinion Shaft Dia. / Spline: 1.625" / 30

Spider Gear Sets (Cont.)

Part #	Description
YPKG12-PC-14 [16041]	Dura Grip & Eaton posi clutch set, 14 Carbon clutches
YPKG12-PC-18 [16110]	Dura Grip & Eaton posi clutch set, 18 steel clutches
YPKG12-PC-22 [16111]	Dura Grip & Eaton posi clutch set, 22 steel clutches
YPKG12-PC-DG1 [16064]	Dura Grip & Eaton posi clutch set, 14 composite clutches
YPKG12-PC-SHIM [16042]	Dura Grip & Eaton posi shim set
YPKG12-S-S-30 [16043]	Standard spider gear set, 30 spline

Overhaul & Install Kits

Part #	Description
YK GM12P [14067]	Master Overhaul kit
BK GM12P [11054]	Bearing installation kit
PK GM12P [13056]	Pinion installation kit
MK GM12P [12043]	Minimum installation kit
CK GM8.6 [57010]	Carrier installation kit

Axle Bearing & Seal Kits

Part #	Description
AK 1563 [10004]	Axle bearing & seal kit, 2.250" O.D.
AK 1559 [10001]	Axle bearing & seal kit, 2.530" O.D.

Yokes

Part #	Description
YY GM12-1310-B [41151]	1310 U/Joint, billet steel
YY GM12-1330-C [41152]	1330 U/Joint, cast
YY GM12-1350-A [41153]	1350 U/Joint, aluminum
YY GM12-1350-B [41154]	1350 U/Joint, billet steel
YY GM12-1350-C [41068]	1350 U/Joint, cast
YY GM12-1350-F [41069]	1350 U/Joint, forged steel
YY GM14018211 [41075]	Straps, 1310 U/Joint
YY GM3878972 [41085]	1310 U/Joint, u-bolt design, cast
YY GM3996118 [41167]	1310 U/Joint, strap design, cast
YY UB-002 [41198]	1310 U/Joint U-Bolt kit
YY UB-003 [41199]	1330 U/Joint U-Bolt kit
YY STR-005 [41196]	1310 U/Joint strap kit

Shim Kits

Part #	Description
SK 25300 [55009]	Pinion depth shim kit
SK CSGM12P [55045]	Crush sleeve eliminator kit
SK SS12 [55002]	Super carrier shim kit, '66 & up

Small Parts

Part #	Description
YSPBLT-016 [33046]	Ring gear bolt
YSPBLT-038 [33067]	Cross pin bolt

Small Parts (Cont.)

Part #	Description
YSPBLT-039 [33068]	Cross pin bolt
YSPBLT-065 [33344]	Cross pin bolt, posi
YSPBLT-069 [33347]	Ring gear bolt washer
YSPBLT-070 [33348]	Star washer for posi cross pin bolt
YSPBLT-075 [33286]	Cover bolt
YSPCC-010 [33083]	C/Clip
YSPCG-003 [33352]	Posi clutch guide
YSPCS-021 [33104]	Crush sleeve
YSPPN-016 [33150]	Pinion nut
YSPPN-032 [33166]	Pinion nut washer
YSPSPR-009 [33520]	Dura Grip spring plate, 200lb & 300lb design
YP MINSXGM12 [32236]	Heavy-duty Chromoly cross pin shaft
YSPTW-042 [33380]	Side gear thrust washer
YSPTW-043 [33381]	Pinion gear thrust washer, standard open
YSPTW-044 [33382]	Pinion gear thrust washer, posi only
YSPXP-038 [33406]	Cross pin shaft
YSPXP-053 [33429]	Notched cross pin shaft

Traction Aids & Spools

Part #	Description
YDGGM12P-3-30-1 [26011]	Dura Grip posi, 3.08-3.90, 30 spline
YDGGM12P-3-33-1 [26012]	Dura Grip posi, 3.08-3.90, 33 spline
YP FSGM12P-4-30 [32187]	Steel spool, 4.10 & up, 30 spline
YP FSGM12P-4-33 [32188]	Steel spool, 4.10 & up, 33 spline
YP MINSGM12-30 [32227]	Mini spool, 30 spline

Carrier Cases

Part #	Description
YC GM12P-DG-3 [20104]	Dura Grip case, bare, 3.08-3.90, 30 spl

Covers & Cover Gaskets

Part #	Description
YCGGM12P [23014]	Cover gasket
YP C1-GM12P [32011]	Chrome cover
YP C2-GM12P [32101]	Polished aluminium cover
YP C3-GM12P [32116]	HD aluminium cover

Seals

Part #	Description
YMS8460N [30187]	Pinion seal
YMS8660S [30196]	Axle seal, 2.250" O.D.
YMS8835S [30201]	Axle seal, 2.530" O.D.
YMS99170 [30225]	Pinion yoke redi sleeve

GM Truck 12 Bolt

1963 - 1982 GM 1/2 Ton

R/G Diameter: 8.875" R/G Bolts: (12) 3/8" x 24 RH Cover Bolts: 12 Carrier Breaks: 2.73 / 2.76-3.42 / 3.73 Pinion Shaft Dia. / Spline: 1.438" / 30

Ring & Pinion Gear Sets

Part #	Ratio
YG GM12T-308 [24459]	3.08
YG GM12T-342 [24460]	3.42
YG GM12T-373 [24128]	3.73
YG GM12T-373T [24129]	3.73, thick
YG GM12T-411 [24130]	4.11
YG GM12T-411T [24131]	4.11, thick
YG GM12T-456 [24132]	4.56
YG GM12T-456T [24461]	4.56, thick
YG GM12T-488 [24133]	4.88
YG GM12T-513 [24463]	5.13

Yokes

Part #	Description
YY GM12-1310-B [41151]	1310 U/Joint, billet steel
YY GM12-1330-C [41152]	1330 U/Joint, cast
YY GM12-1350-A [41153]	1350 U/Joint, aluminum
YY GM12-1350-B [41154]	1350 U/Joint, billet steel
YY GM12-1350-C [41068]	1350 U/Joint, cast
YY GM12-1350-F [41069]	1350 U/Joint, forged steel
YY GM14018211 [41075]	Straps, 1310 U/Joint
YY GM3878972 [41085]	1310 U/Joint, u-bolt design, cast
YY GM3996118 [41167]	1310 U/Joint, strap design, cast
YY STR-005 [41196]	1310 U/Joint strap & bolt kit
YY UB-002 [41198]	1310 U/Joint U-Bolt kit
YY UB-003 [41199]	1330 U/Joint U-Bolt kit

Continued on next page



GM Truck 12 Bolt (Cont.)

1963 - 1982 GM 1/2 Ton

R/G Diameter: 8.875" R/G Bolts: (12) 3/8" x 24 RH Cover Bolts: 12 Carrier Breaks: 2.73 / 2.76-3.42 / 3.73 Pinion Shaft Dia. / Spline: 1.438" / 30

Spider Gear Sets

Part #	Description
YPKGM12-P-30 [16039]	Dura Grip & Eaton posi spider gear set, 30 spline
YPKGM12-PC-14 [16041]	Dura Grip & Eaton posi clutch set, 14 Carbon clutches
YPKGM12-PC-18 [16110]	Dura Grip & Eaton posi clutch set, 18 steel clutches
YPKGM12-PC-22 [16111]	Dura Grip & Eaton posi clutch set, 22 steel clutches
YPKGM12-PC-DG1 [16064]	Dura Grip & Eaton posi clutch set, 14 composite clutches
YPKGM12-PC-SHIM [16042]	Dura Grip & Eaton positraction preload shim set
YPKGM12-S-30 [16043]	Standard spider gear set, 30 spline

Overhaul & Install Kits

Part #	Description
YK GM12T [14068]	Master Overhaul kit
BK GM12T [11055]	Bearing installation kit
PK GM12T [13057]	Pinion installation kit
MK GM12T [12044]	Minimum installation kit
CK GM8.6 [57010]	Carrier installation kit

Axle Bearing & Seal Kits

Part #	Description
AK 1559 [10001]	Axle bearing & seal kit, 2.530" O.D.

Shim Kits

Part #	Description
SK 21104 [55008]	Pinion depth shim kit
SK CSGM12T [55045]	Crush sleeve eliminator kit
SK SS12 [55002]	Super carrier shim kit, '66 & up.

Seals

Part #	Description
YMS8460N [30187]	Pinion seal
YMS8477S [30188]	Axle seal, 17 spline
YMS8660S [30196]	Axle seal 30 spline
YMS99170 [30225]	Pinion yoke redi sleeve

Small Parts

Part #	Description
YP MINSXGM12 [32236]	Heavy-duty Chromoly cross pin shaft
YSPBLT-016 [33046]	Ring gear bolt
YSPBLT-039 [33068]	Cross pin bolt
YSPBLT-065 [33344]	Cross pin bolt, posi
YSPBLT-069 [33347]	Ring gear bolt washer
YSPBLT-070 [33348]	Star washer for posi cross pin bolt
YSPBLT-075 [33286]	Cover bolt
YSPCC-010 [33083]	C/Clip
YSPCG-003 [33352]	Posi clutch guide
YSPCS-019 [33102]	Crush sleeve, '63-'65, .630" tall
YSPCS-021 [33104]	Crush sleeve, '66 & up, 2.350" tall
YSPPN-016 [33150]	Pinion nut
YSPPN-032 [33166]	Pinion nut washer
YSPSTUD-018 [33188]	Axle stud, 1 15/32" x 1/2"-20
YSPSTUD-021 [33191]	Axle stud, 1 31/32" x 1/2"-20
YSPTW-042 [33380]	Side gear thrust washer
YSPTW-043 [33381]	Pinion gear thrust washer, standard open
YSPTW-044 [33382]	Pinion gear thrust washer, posi only
YSPXP-038 [33406]	Cross pin shaft
YSPXP-053 [33429]	Notched cross pin shaft

Traction Aids & Spools

Part #	Description
YDGGM12T-4-30-1 [26035]	Dura Grip posi, 3.73 & up, 30 spline
YDGGM12T-3-30-1	Dura Grip Posi, 3.42 & down, 30 spline
YP FSGM12T-4-30 [32190]	Steel spool, 3.73 & up, 30 spline
YP MINSGM12-30 [32227]	Mini spool, 30 spline

Covers & Cover Gaskets

Part #	Description
YCGGM12T [23015]	Cover gasket
YP C1-GM12T [32012]	Chrome cover
YP C2-GM12T [32027]	Polished aluminium cover
YP C3-GM12T [32117]	HD aluminium cover

Break Drums

Part #	Description
YP BR-05 [32359]	For 5 lug conversion kit

GM 9.25"

1989 - Present 3/4 & 1 Ton IFS

R/G Diameter: 9.25" R/G Bolts: (12) 12mm x 1.5 LH Cover Bolts: N/A ('10 & down) or 12 ('11 & up) Carrier Breaks: None Pinion Shaft Dia. / Spline: 1.875" / 30

Ring & Pinion Gear Sets

Part #	Ratio
YG GM9.25-342R [24496]	3.42
YG GM9.25-373R [24497]	3.73
YG GM9.25-411R [24498]	4.11
YG GM9.25-456R [24499]	4.56
YG GM9.25-488R [24500]	4.88
YG GM9.25-513R [24164]	5.13
YG GM9.25-538R [24165]	5.38

Spider Gear Sets

Part #	Description
YPKGM9.5-S-33 [16060]	Standard spider gear set, 33 spline
YPKGM9.25IFS-S-33 [16183]	Standard spider gear set, '07 & up

Axle Bearing & Seal Kits

Part #	Description
AK GM9.25IFS [10037]	Axle bearing & seal kit

Overhaul & Install Kits

Part #	Description
YK GM9.25IFS-A [14095]	Master Overhaul kit, '10 & down
YK GM9.25IFS-B [14170]	Master Overhaul kit, '11 & up
BK GM9.25IFS [11106]	Bearing installation kit, '10 & down
BK GM9.25IFS-B [11114]	Bearing installation kit, '11 & up
PK GM9.25IFS [13074]	Pinion installation kit, '10 & down
MK GM9.25IFS [12060]	Minimum installation kit, '10 & down

Shim Kits

Part #	Description
SK GM9.5 [55059]	Pinion depth shim kit

Continued on next page

GM

GM 9.25" (Cont.)

1989 - Present 3/4 & 1 Ton IFS

R/G Diameter: 9.25" R/G Bolts: (12) 12mm x 1.5 LH Cover Bolts: N/A ('10 & down) or 12 ('11 & up) Carrier Breaks: None Pinion Shaft Dia. / Spline: 1.875" / 30

Small Parts

Part #	Description
YSPBLT-017 [33047]	Ring gear bolt
YSPBLT-062 [33244]	Side adjuster lock bolt
YSPBLT-063 [33342]	Cross pin bolt
YSPBLT-080 [33569]	Housing case bolt, w/ washer
YSPCS-016 [33099]	Crush sleeve
YSP0-002 [33133]	O-ring for left hand side adjuster
YSPPN-018 [33152]	Pinion nut
YSPSA-008 [33354]	Side adjuster lock nut, left hand
YSPSA-012 [33358]	Side adjuster, '11 & up
YSPSA-013 [33359]	Side adjuster lock, '11 & up
YSPSA-014 [33360]	Side adjuster lock, right hand
YSPSA-016 [33362]	Side adjuster, left hand
YSPSR-012 [33368]	Snap ring, outer axle
YSPSR-015 [33371]	Snap ring, inner axle
YSPTW-033 [33303]	Side gear thrust washer
YSPTW-036 [33374]	Pinion gear thrust washer, standard open
YSPTW-066 [33525]	Stub shaft thrust washer
YSPTW-074 [33533]	Side gear spacer sleeve
YSPXP-034 [33402]	Cross pin shaft
YSPXPGM9.5 [33205]	Cross pin shaft, standard open & posi
YSPBLT-082 [33572]	Cover bolt

Carrier Cases

Part #	Description
YC G40013506 [20097]	Standard case, loaded, '10 & down
YC G40058274 [20138]	Standard case, loaded, '11 & up
YC G14038087 [20082]	Standard Case, Bare '10 & down

Seals

Part #	Description
YMS710102 [30146]	Inner stub axle seal, '97 & down
YMS710281 [30153]	Pinion seal
YMS710497 [30161]	Side seal, all years
YMSG1029 [30295]	Side seal, '11 & up

Unit Bearings

Part #	Description
YB U580300 [18031]	RH wheel brg & hub, '95-'00 ton truck
YB U580301 [18032]	LH wheel bearing & hub, '95-'00 ton truck

Yokes

Part #	Description
YY GM15588336 [41078]	Mechanics 3R U/Joint
YY STR-002 [41193]	1350 & 1410 U/Joint strap kit

GM 9.5"

1979 - 2013, 3/4 & 1 Ton with c-clip rear & some HD 1/2 Ton

R/G Diameter: 9.5" R/G Bolts: (12) 12mm x 1.5 LH Cover Bolts: 14 Carrier Breaks: None Pinion Shaft Dia. / Spline: 1.875" / 30

Ring & Pinion Gear Sets

Part #	Ratio
YG GM9.5-342 [24502]	3.42
YG GM9.5-373 [24166]	3.73
YG GM9.5-411 [24167]	4.11
YG GM9.5-456 [24168]	4.56
YG GM9.5-488 [24169]	4.88
YG GM9.5-513 [24170]	5.13
YG GM9.5-538 [24171]	5.38

Spider Gear Sets

Part #	Description
YPKGGM9.5-P-33 [16057]	Positraction spider gear set, 33 spline
YPKGGM9.5-P-33-DG [16166]	Dura Grip Posi spider gear set, 33 spline, no clutches
YPKGGM9.5-PC-14 [16058]	Eaton positraction spider gear set, 14 Carbon clutches
YPKGGM9.5-PC-SHI [16059]	Eaton positraction shim set
YPKGGM9.5-S-33 [16060]	Standard spider gear set, 33 spline

Overhaul & Install Kits

Part #	Description
YK GM9.5-A [14096]	Master Overhaul kit, '79-'97
YK GM9.5-B [14097]	Master Overhaul kit, '98 & up
BK GM9.5-A [11074]	Bearing installation kit, '79-'97
BK GM9.5-B [11075]	Bearing installation kit, '98 & up
PK GM9.5-A [13075]	Pinion installation kit, '79-'97

Overhaul & Install Kits (Cont.)

Part #	Description
PK GM9.5-B [13076]	Pinion installation kit, '98 & up
MK GM9.5-A [12061]	Minimum installation kit, '79-'97
MK GM9.5-B [12062]	Minimum installation kit, '98 & up

Axle Bearing & Seal Kits

Part #	Description
AK 1561GM [10003]	Axle bearing & seal kit, 2.985" O.D.

Yokes

Part #	Description
YY GM12470384 [41070]	1350 U/Joint, triple lip design, '00 & up
YY GM19256396 [41205]	1410 U/Joint, '10 & up
YY GM15579602 [41077]	1350 U/Joint, '99 & down
YY GM26060975 [41150]	Yoke sleeve, for use with triple-lip pinion seal
YY STR-002 [41200]	U/Joint strap

Shim Kits

Part #	Description
SK GM9.5 [55059]	Pinion depth shim kit
SK SSGM9.5 [55003]	Super carrier shim kit

Small Parts

Part #	Description
YSPABS-034 [33565]	ABS tone ring, 55 tooth, '03 & up
YSPBLT-017 [33047]	Ring gear bolt
YSPBLT-063 [33342]	Cross pin bolt
YSPCC-008 [33081]	C/Clip
YSPBLT-082 [33572]	Cover bolt
YSPCS-016 [33099]	Crush sleeve
YSPPN-018 [33152]	Pinion nut
YSPPN-033 [33167]	Pinion nut washer
YSPTW-032 [33302]	Dura Grip, pinion gear thrust washer
YSPTW-033 [33303]	Standard side gear thrust washer
YSPTW-036 [33374]	Standard pinion gear thrust washer
YSPXP-034 [33402]	Standard & Gov-Loc, cross pin shaft
YSPXPGM9.5 [33205]	Dura Grip cross pin shaft

GM 9.5" (Cont.)

1979 - 2013, 3/4 & 1 Ton with c-clip rear & some HD 1/2 Ton

R/G Diameter: 9.5" R/G Bolts: (12) 12mm x 1.5 LH Cover Bolts: 14 Carrier Breaks: None Pinion Shaft Dia. / Spline: 1.875" / 30

Carrier Cases

Part #	Description
YC G40013506 [20097]	Standard loaded carrier case
YC G14038087 [20082]	Standard Case, Bare

Covers & Cover Gaskets

Part #	Description
YCGGM9.5 [23023]	Cover gasket
YP C1-GM9.5 [32018]	Chrome cover
YP C5-GM9.5 [32333]	Steel Cover

Seals

Part #	Description
YMS3747 [30042]	Axle seal
YMS3896 [30043]	Pinion seal, '79-'97
YMS710507 [30164]	Pinion seal, '98 & up
YMS99193 [30229]	Pinion yoke redi sleeve

Traction Aids & Spools

Part #	Description
YDGGM9.5-33-1 [26025]	Dura Grip Posi

GM 9.5" 12 Bolt

2014 - Present, 1/2 Ton

R/G Diameter: 9.50" R/G Bolts: 12 Cover Bolts: 12 Carrier Breaks: None Pinion Shaft Diameter/Spline: 1.875"/30

Ring & Pinion Gear Sets

Part #	Ratio
YG GM9.5-308-12B [24696]	3.08
YG GM9.5-342-12B [24697]	3.42
YG GM9.5-373-12B [24653]	3.73
YG GM9.5-410-12B [24654]	4.11
YG GM9.5-456-12B [24655]	4.56
YG GM9.5-488-12B [24656]	4.88

Covers & Cover Gaskets

Part #	Description
YP C5-GM9.5-12B [32365]	Cover
YCGGM9.5-B [23039]	Cover gasket

Small Parts

Part #	Description
YSPCS-056 [33560]	Crush sleeve

Traction Aids

Part #	Description
YDGGM9.5-33-1 [26025]	Dura Grip posi, 3.23 & down
YDGGM9.5-4-33-12B [26049]	Dura Grip posi, 3.42 & up

Carrier Cases

Part #	Description
YC G40090727 [20141]	Standard case, loaded, 3.23 & down
YC G40090728 [20142]	Standard case, loaded, 3.42 & up

Overhaul & Install Kits

Part #	Description
MK GM9.5-12B [12088]	Minimum installation kit
PK GM9.5-12B [13110]	Pinion installation kit
YK GM9.5-12B [14217]	Master Overhaul kit
AK C10 [10005]	Axle bearing and seal kit

Seals

Part #	Description
YMSG1030 [30355]	Pinion seal

Yokes

Part #	Description
YY GM22954188 [41216]	1415 U/Joint, strap style
YY GM23114034 [41217]	1355 U/Joint, strap style

GM 9.76"

2014 - Present, 1/2 Ton

R/G Diameter: 9.76" R/G Bolts: (12) 12mm x 1.5 LH Cover Bolts: 14 Carrier Breaks: None Pinion Shaft Dia. / Spline: 1.875" / 30

Ring & Pinion Gear Sets

Part #	Ratio
YG GM9.76-323 [24698]	3.23
YG GM9.76-342 [24699]	3.42
YG GM9.76-373 [24695]	3.73

Overhaul & Install Kits

Part #	Description
YK GM9.76 [14220]	Master Overhaul Kit
YK GM9.76-CONV [14226]	Master Overhaul Kit
PK GM9.76 [13113]	Pinion installation kit
PK GM9.76-CONV [13116]	Pinion installation kit

Small Parts

Part #	Description
YSPCS-057 [33561]	Crush sleeve
YSPCS-060 [33581]	Crush sleeve, for use with '13 & down gear

Seals

Part #	Description
YMSG1030 [30355]	Pinion seal

Carrier Cases

Part #	Description
YC G40090727 [20141]	Standard case, loaded, 3.23 & down
YC G40090728 [20142]	Standard case, loaded, 3.42 & up

Yokes

Part #	Description
YY GM22954188 [41216]	1415 U/Joint, strap style
YY GM23114034 [41217]	1355 U/Joint, strap style

Traction Aids

Part #	Description
YDGGM9.5-33-1 [26025]	Dura Grip posi, 3.23 & down
YDGGM9.5-4-33-12B [26049]	Dura Grip posi, 3.42 & up

GM

GM 10.5" Truck 14 Bolt

1973 & Up GM 3/4 & 1 Ton, full float

R/G Diameter: 10.5" R/G Bolts: (12) 9/16" x 18 RH Cover Bolts: 14 Carrier Breaks: 4.10 / 4.56 Pinion Shaft Dia. / Spline: 1.75" / 30

Ring & Pinion Gear Sets

Part #	Ratio
YG GM14T-321 [24465]	3.21
YG GM14T-342 [24466]	3.42
YG GM14T-373 [24134]	3.73
YG GM14T-411 [24135]	4.11
YG GM14T-456 [24136]	4.56
YG GM14T-456T [24137]	4.56, thick
YG GM14T-488T [24138]	4.88, thick
YG GM14T-513T [24139]	5.13, thick
YG GM14T-538T [24140]	5.38, thick

Spider Gear Sets

Part #	Description
YPKGM14T-PC-14 [16112]	Eaton positraction clutch set, 14 Carbon clutches
YPKGM14T-PC-SHI [16113]	Eaton positraction shim set
YPKGM14T-P-30-DG [16167]	Dura Grip Posi spider gear set, 30 spline, no clutches
YPKGM14T-S-30 [16044]	Standard spider gear set, 30 spline

Small Parts

Part #	Description
YB PB-004 [18041]	Pilot brg, 2.050" O.D., all years excl. '84-'85
YSPBLT-020 [33050]	Ring gear bolt, 4.56 & up
YSPBLT-021 [33051]	Ring gear bolt, 4.10 & down
YSPBLT-074 [33351]	U/Joist strap bolt
YSPCS-017 [33100]	Crush sleeve, '89 & up
YSPCS-025 [33108]	Crush sleeve, '88 & down
YSPPN-014 [33148]	Pinion nut
YSPSP-037 [33510]	Spindle nut, 1.935" I.D., 6 holes
YSPSP-038 [33511]	Spindle nut washer, 2.160" I.D., 1 tab
YSPSR-014 [33370]	Snap ring
YSPTW-045 [33383]	Side gear thrust washer
YSPTW-046 [33384]	Pinion gear thrust washer
YSPXP-037 [33405]	Cross pin shaft
YSPBLT-082 [33572]	Cover bolt
YSPBLT-085 [33583]	Axle bolt
YSPBLT-086 [33587]	Axle bolt
YSPBLT-087 [33582]	Pinion support bolt
YSPSP-041 [33584]	Spindle nut locking key
YSPSR-021 [33585]	Spindle nut retainer

Traction Aids & Spools

Part #	Description
YDGGM14T-3-30-1 [26030]	Dura Grip Positraction, 4.10 & down
YGLGM14T-30 [28015]	Grizzly Locker, installs into standard case
YP FSGM14T-3-30 [32048]	Steel spool, 4.10 & down
YP MINSGM14T-30 [32301]	Mini-spool

Overhaul & Install Kits

Part #	Description
YK GM14T-A [14070]	Master Overhaul kit, '88 & down
YK GM14T-B [14071]	Master Overhaul kit, '89-'98
YK GM14T-C [14072]	Master Overhaul kit, '99 & up
BK GM14T-A [11056]	Bearing installation kit, '88 & down
BK GM14T-B [11057]	Bearing installation kit, '89-'98
BK GM14T-C [11103]	Bearing installation kit, '99 & up
PK GM14T-A [13058]	Pinion installation kit, '88 & down
PK GM14T-B [13059]	Pinion installation kit, '89-'98
PK GM14T-C [13106]	Pinion installation kit, '99 & up
MK GM14T-A [12045]	Minimum installation kit, '88 & down
MK GM14T-B [12046]	Minimum installation kit, '89-'98

Axle Bearing & Seal Kits

Part #	Description
AK GM14T [10036]	Axle bearing & seal kit 1410 U/Joist strap
AK GM11.5-B [10065]	Axle Bearing & Seal kit, '11 & up

Shim Kits

Part #	Description
SK GM14T [55058]	Pinion depth shim kit
SK CSGM14T [55067]	Crush sleeve eliminator kit

Carrier Cases

Part #	Description
YC G6258336 [20100]	Standard case, 4.10 & down

Covers & Cover Gaskets

Part #	Description
YCGGM14T [23016]	Cover gasket
YHCC-GM14T-M [29106]	Hardcore Differential Cover, w/ M8 bolts
YHCC-GM14T-S [29105]	Hardcore Differential Cover, w/ 3/8" bolts
YP C1-GM14T [32013]	Chrome cover
YP C2-GM14T [32028]	Polished aluminium cover
YP C5-GM14T [32345]	Steel cover

Yokes

Part #	Description
YY GM14T-1350-30S [41179]	1350 u/joint, strap style, fits all yrs
YY GM14T-1410-30S [41180]	1410 u/joint, strap style, fits all yrs
YY GM14T-1485-30S [41204]	1485 U/Joist, Strap style, '10 & up Express vans
YY GM26060977 [41209]	Yoke sleeve, for use with triple-lip pinion seal
YY STR-007 [41200]	1410 U/Joist strap
YY F100609 [21419]	Round companion flange, 37 spline, w/ balancer

Seals

Part #	Description
YMS2081 [30018]	Axle seal
YMS2286 [30023]	Pinion seal, '98 & down, 2.201" I.D.
YMS710508 [30165]	Pinion seal, '99 & up, 2.324" I.D.
YMSG1031 [30357]	Wheel seal, '11 & up
YMSG1032 [30364]	Axle flange gasket, '10 & down



Yukon Grizzly Locker®

GM 11.5"

2000 & Up Extra HD 3/4 & 1 Ton

R/G Diameter: 11.5" R/G Bolts: 12 Cover Bolts: 14 Carrier Breaks: None Pinion Shaft Dia. / Spline: 2.000" / 30

Ring & Pinion Gear Sets

Part #	Ratio
YG GM11.5-342 [24440]	3.42
YG GM11.5-373 [24441]	3.73
YG GM11.5-411 [24442]	4.11
YG GM11.5-444 [24064]	4.44
YG GM11.5-456 [24443]	4.56
YG GM11.5-488 [24445]	4.88
YG GM11.5-513 [24446]	5.13
YG GM11.5-538 [24447]	5.38

Spider Gear Sets

Part #	Description
YPKG11.5-S-30 [16109]	Standard spider gear set, 30 spline

Overhaul & Install Kits

Part #	Description
YK GM11.5 [14066]	Master Overhaul kit, mid '11 & down
YK GM11.5-B [14206]	Master Overhaul kit, mid '11 & up
BK GM11.5 [11102]	Bearing installation kit, mid '11 & down
BK GM11.5-B [11113]	Bearing installation kit, mid-'11 & up
PK AAM11.5-CONV [13114]	Pinion installation kit, '14 & up housing w/ '13 & down R&P
PK GM11.5 [13055]	Pinion installation kit, mid '11 & down
PK GM11.5-B [13103]	Pinion installation kit, mid-'11 & up
MK GM11.5 [12042]	Minimum installation kit, all years

Axle Bearing & Seal Kits

Part #	Description
AK GM11.5 [10056]	Axle Bearing & Seal kit
AK GM11.5-B [10065]	Axle Bearing & Seal kit, '11 & up

Yokes

Part #	Description
YSPBLT-074 [33351]	U/Joint strap bolt
YY GM12471500 [41072]	1410 U/Joint
YY GM40007479 [41087]	1480 U/Joint
YY UB-005 [41191]	1480 U/Joint U-Bolt kit
YY STR-007 [41200]	1410 U/Joint strap

Carrier Cases

Part #	Description
YC G40000278 [20094]	Standard loaded carrier

Shim Kits

Part #	Description
SK 20112 [55006]	Pinion depth shim kit
SK 30276 [55011]	Carrier shim kit

Small Parts

Part #	Description
YSPBLT-057 [33034]	Ring gear bolt
YSPCS-015 [33098]	Crush sleeve
YSPPN-017 [33151]	Pinion nut
YSPSA-007 [33262]	Side adjuster
YSPTW-049 [33387]	Side gear thrust washer
YSPTW-050 [33388]	Pinion gear thrust washer
YSPXP-040 [33408]	Cross pin bolt lock ring
YSPXP-041 [33409]	Cross pin shaft
YSPFP-05 [33567]	Magnetic fill plug
YSPBLT-082 [33572]	Cover bolt
YSPBLT-085 [33583]	Axle bolt
YSPSP-041 [33584]	Spindle nut locking key
YSPSR-021 [33585]	Spindle nut retainer

Traction Aids & Spools

Part #	Description
YDGGM11.5-30 [26033]	Dura Grip positraction, 30 spline
YDGGM11.5-30-1 [26033]	Dura Grip positraction, 30 spline
YGLGM11.5-30 [28013]	Grizzly Locker, 30 spline
YGLGM11.5-38 [28014]	Grizzly Locker, 38 spline
YP FSGM11.5-30 [32185]	Steel spool, 30 spline
YP FSGM11.5-38 [32186]	Steel spool, 38 spline
YP PC11.5-HELIC [32244]	Helical gear positraction, 30 spline

Covers & Cover Gaskets

Part #	Description
YCGGM11.5 [23013]	Cover gasket
YP C5-GM11.5 [32330]	Steel Cover, w/o fill plug
YP C5-C11.5 [32346]	Finned aluminum cover

Seals

Part #	Description
YMS2081 [30018]	Axle seal
YMSG1015 [30281]	Pinion seal
YMSG1031 [30357]	Wheel seal, '11 & up
YMSG1032 [30364]	Axle flange gasket, '10 & down

GM H072

1962-1972 Chevy & GMC 3/4 & 1 Ton

R/G Diameter: 10" R/G Bolts: (12) 9/16" x 18 RH Cover Bolts: Dropout Carrier Breaks: None Pinion Shaft Dia. / Spline: 1.969" / 17

Overhaul & Install Kits

Part #	Description
YK GMH072-A [14098]	Master Overhaul kit, ball pinion bearing, w/o load bolt
YK GMH072-B [14099]	Master Overhaul kit, tapered pinion brg, w/load bolt
BK GMH072-A [11076]	Brg installation kit, ball pinion bearing, w/o load bolt
BK GMH072-B [11077]	Brg installation kit, tapered pinion brg, w/load bolt

Shim Kits

Part #	Description
SK 20100 [55005]	Pinion depth shim kit, for use w/Yukon ring & pinions only
SK 20975 [55007]	Pinion depth shim kit

Seals

Part #	Description
YMS411330N [30053]	Pinion seal
YMS5M89 [30129]	Pinion felt

GM



Toyota 7.5 Reverse Rotation

1995 & Up Tacoma, T100 IFS, Tacoma, 4Runner & Sequoia

R/G Diameter: 7.5" R/G Bolts: (10) 11mm x 1.0 RH Cover Bolts: Dropout Carrier Breaks: None Pinion Shaft Dia. / Spline: 1.378" / 23

Ring & Pinion Gear Sets

Part #	Ratio
YG T7.5R-456R [24189]	4.56, reverse
YG T7.5R-488R [24190]	4.88, reverse
YG T7.5R-529R [24191]	5.29, reverse

Overhaul & Install Kits

Part #	Description
YK T7.5-REV [14115]	Master Overhaul kit, w/o carrier shims
YK T7.5-REV-FULL [14175]	Master Overhaul kit, w/carrier shims

Small Parts

Part #	Description
YB AX-015 [18061]	IFS inner stub shaft bearing
YSPBF-026 [33025]	Outer slinger
YSPBLT-031 [33060]	Ring gear bolt
YSPBLT-032 [33061]	Ring gear bolt retainer plate
YSPCS-032 [33115]	Crush sleeve
YSPPN-021 [33155]	Pinion nut

Carrier Cases

Part #	Description
YC T350600 [20112]	Standard carrier case, V6

Seals

Part #	Description
YMS1177 [30005]	Pinion seal
YMS710092 [30144]	Inner wheel seal
YMST1013 [30337]	Stub axle seal, RH
YMST1014 [30338]	Stub axle seal, LH

Yokes

Part #	Description
YY T35050 [41106]	Pinion yoke



Toyota 7.5 Standard Rotation

1979-2006 1/2 ton 2WD Rear, 1986-1998 1/2 Ton 4WD IFS

R/G Diameter: 7.5" R/G Bolts: (10) 11mm x 1.0 RH Cover Bolts: Dropout Carrier Breaks: None Pinion Shaft Dia. / Spline: 1.378" / 23

Ring & Pinion Gear Sets

Part #	Ratio
YG T7.5-456 [24186]	4.56
YG T7.5-488 [24187]	4.88
YG T7.5-529 [24188]	5.29
YG T7.5-571 [24541]	5.71

Overhaul & Install Kits

Part #	Description
YK T7.5-4CYL [14114]	Master Overhaul kit, 4 cyl., w/o carrier shims
YK T7.5-4CYL-FULL [14174]	Master Overhaul kit, 4 cyl., w/carrier shims
YK T7.5-V6 [14116]	Master Overhaul kit, V6, w/o carrier shims
YK T7.5-V6-FULL [14176]	Mstr Ovrhl kit, V6, w/carrier shims
BK T7.5-4CYL [11086]	Bearing installation kit, 4 cylinder
BK T7.5-V6 [11087]	Bearing installation kit, V6
PK T7.5-4CYL [13086]	Pinion installation kit, 4 cylinder
PK T7.5-V6 [13087]	Pinion installation kit, V6
MK T7.5-4CYL [12070]	Minimum installation kit, 4 cylinder
MK T7.5-V6 [12071]	Minimum installation kit, V6

Yokes

Part #	Description
YY T35050 [41106]	Yoke, '85 & up, 23 spline
YY T37315 [41108]	Flange from driveshaft to yoke

Shim Kits

Part #	Description
SK CCT7.5-SIDE [55038]	Carrier shim kit
SK T8 [55064]	Pinion depth shim kit

Small Parts

Part #	Description
YB AX-015 [18061]	IFS inner stub shaft bearing
YSPBF-026 [33025]	Baffle
YSPBLT-031 [33060]	Ring gear bolt
YSPBLT-032 [33061]	Ring gear bolt retainer plate
YSPCS-032 [33115]	Crush sleeve
YSPPN-021 [33155]	Pinion nut
YSPSR-017 [33373]	Rear axle bearing snap ring

Axle Bearing & Seal Kits

Part #	Description
AK TOY [10044]	Axle bearing & seal kit, 7.5" rear

Carrier Cases

Part #	Description
YC T350600 [20112]	Standard carrier case, V6

Seals

Part #	Description
YMS1177 [30005]	Pinion seal
YMS1956 [30012]	Rear axle seal, outer
YMS1960 [30014]	Rear axle seal, inner
YMS710092 [30144]	Front inner wheel seal
YMS710266 [30152]	'93-'98 T100 Front outer axle seal
YMS99147 [30220]	Pinion yoke redi sleeve
YMS11003 [30327]	Axle seal, IFS Front

Toyota V6

1987-1995 Toyota Hilux 2WD & 4WD Pickup w/V6 engine, turbo 4 cyl, 1977-1995 1/2 Ton 2WD Hilux Pickup

R/G Diameter: 8.125" R/G Bolts: (10) 11mm x 1.0 RH Cover Bolts: Dropout Carrier Breaks: None Pinion Shaft Dia. / Spline: 1.378" / 29

Ring & Pinion Gear Sets

Part #	Ratio
YG TV6-373-29 [24588]	3.73, 29 spline pinion
YG TV6-411-29 [24619]	4.11, 29 spline pinion
YG TV6-411K [24649]	4.11, 29 spline pinion w/yoke
YG TV6-430-29 [24589]	4.30, 29 spline pinion
YG TV6-430K [24717]	4.30, 29 spline pinion w/yoke
YG TV6-456-29 [24592]	4.56, 29 spline pinion
YG TV6-456K [24650]	4.56, 29 spline pinion w/yoke
YG TV6-488K [24651]	4.88, 29 spline pinion w/yoke
YG TV6-488-29 [24596]	4.88, 29 spline pinion
YG TV6-529-29 [24593]	5.29, 29 spline pinion
YG TV6-529K [24652]	5.29, 29 spline pinion w/yoke
YG TV6-571-29 [24612]	5.71, 29 spline pinion

Overhaul & Install Kits

Part #	Description
YK TV6 [14124]	Master Overhaul kit
YK TV6-B [14212]	Master Overhaul kit, 29 spline pinion
YK TV6-SPC [14210]	Master Overhaul kit with solid spacer
YK TV6-B-SPC [14234]	Master Overhaul kit
BK TV6 [11092]	Bearing installation kit
PK TV6 [13092]	Pinion installation kit
PK TV6-B [13111]	Pinion installation kit
MK TV6 [12076]	Minimum installation kit
MK TV6-B [12087]	Minimum installation kit

Axle Bearing & Seal Kits

Part #	Description
AK TOY [10044]	Axle Bearing & Seal kit
AK TOY-B [10059]	Axle Bearing & Seal kit

Seals

Part #	Description
YMS1177 [30005]	Pinion seal, standard & reverse rotation
YMS1956 [30012]	Axle seal, rear outer
YMS1960 [30014]	Axle seal, rear inner
YMS99147 [30220]	Pinion yoke redi sleeve
YMS11012 [30336]	Pinion seal, w/factory locker

Shim Kits

Part #	Description
SK T8 [55064]	Pinion depth shim kit
SK TLC [55065]	Preload shim kit for use with solid spacer
SK CSTV6 [55053]	Crush sleeve eliminator kit
SK 30291 [55012]	Pinion depth shim kit

Yokes

Part #	Description
YY T35040 [41105]	Yoke, 27 spline
YY T35040-29 [41206]	Yoke, 29 spline
YY T35040-29-KIT [41212]	Yoke, 29 spline w/ pinion seal & nut

Small Parts

Part #	Description
YSPABS-024 [33341]	ABS tone ring
YSPBF-026 [33025]	Outer oil slinger
YSPBLT-031 [33060]	Ring gear bolt
YSPBLT-032 [33061]	Ring gear bolt retainer plate
YSPCS-035 [33118]	Crush sleeve
YSPFP-04 [33464]	Freeze plug
YSPPN-022 [33156]	Pinion nut
YSPPN-034 [33168]	Pinion nut washer
YSPSA-018 [33364]	Side adjuster lock
YSPSA-019 [33365]	Side adjuster
YSPSA-020 [33366]	Side adjuster lock
YSPSR-017 [33373]	Snap ring
YSPTW-053 [33391]	Side gear thrust washer
YSPTW-055 [33393]	Pinion gear thrust washer
YSPXP-048 [33416]	Cross pin shaft

Dropout Gasket

Part #	Description
YCGT8 [23028]	Dropout gasket

Traction Aids & Spools

Part #	Description
YGLTV6-30 [28020]	Grizzly Locker, 30 spline
YDGTV6-30-1 [26051]	Dura Grip Positraction
YP FSTV6-30 [32051]	Steel spool, 30 spline
YZLTV6-30 [34034]	Zip Locker, 30 spline

Carrier Cases

Part #	Description
YC T35020 [20110]	Standard carrier case

Performance Dropouts

Part #	Description
YP DOTV6 [32095]	Dropout, ABS & non-ABS

Spider Gear Sets

Part #	Description
YPKTV6-S-30 [16063]	Open spider gear kit, 30 spline

TOYOTA



Toyota 8" Clamshell Front

FJ Cruiser Front

R/G Diameter: 8" R/G Bolts: (10) 11mm" x 1.0 RH Cover Bolts: N/A Carrier Breaks: 3.73 / 3.91 Pinion Shaft Dia. / Spline: 1.378" / 29

Ring & Pinion Gear Sets

Part #	Ratio
YG TLCF-373R-CS [24677]	3.73
YG TLCF-391R-CS [24678]	3.91
YG TLCF-411R-CS [24679]	4.11
YG TLCF-430R-CS [24659]	4.30
YG TLCF-456R-CS-T [24635]	4.56, thick
YG TLCF-456R-CS [24681]	4.56
YG TLCF-488R-CS [24554]	4.88
YG TLCF-488R-CS-T [24565]	4.88, thick
YG TLCF-529R-CS [24682]	5.29

Carrier Cases

Part #	Description
YC TLCF-CS-4 [20135]	Standard case, bare, 3.91 & up

Overhaul & Install Kits

Part #	Description
YK TLC-REV-B [14130]	Master Overhaul kit
BK TLC-REV-B [11108]	Bearing installation kit
PK TLC-REV-B [13102]	Pinion installation kit
MK TLC-REV-B [12086]	Minimum installation kit

Seals

Part #	Description
YMST1012 [30336]	Pinion seal

Shim Kits

Part #	Description
SK T8 [55064]	Pinion depth shim kit
SK CST8S-CS [55081]	Crush sleeve eliminator

Small Parts

Part #	Description
YSPBF-008 [33007]	Baffle
YSPBF-027 [33026]	Slinger
YSPBF-040 [33548]	Pinion flange dust shield
YSPBLT-030 [33059]	Ring gear bolt
YSPCS-038 [33121]	Crush sleeve
YSPPN-024 [33158]	Pinion nut
YB AX-017 [18194]	Stub axle needle bearing

Yokes

Part #	Description
YY T35110 [41176]	Pinion yoke

Spider Gear Sets

Part #	Description
YPKTLC-REV-30 [16138]	Standard spider gear kit, 30 spline

Toyota 8" 4 Cylinder

1979-1995 Rear, 1979-1985 4WD Front, 1985-1995 2WD Turbo Rear

R/G Diameter: 8.0" R/G Bolts: (10) 11mm x 1.0 RH Cover Bolts: Dropout Carrier Breaks: None Pinion Shaft Dia. / Spline: 1.378" / 27

Ring & Pinion Gear Sets

Part #	Ratio
YG T8-390-29 [24707]	3.90, 29 spline pinion
YG T8-390K [24715]	3.90, 29 spline w/yoke
YG T8-411K [24644]	4.11, 29 spline pinion w/yoke
YG T8-411-29 [24621]	4.11, 29 spline pinion
YG T8-456K [24645]	4.56, 29 spline pinion w/yoke
YG T8-456-29 [24622]	4.56, 29 spline pinion
YG T8-488K [24646]	4.88, 29 spline pinion w/yoke
YG T8-488-29 [24623]	4.88, 29 spline pinion
YG T8-529 [24195]	5.29, 27 spline pinion
YG T8-529-29 [24624]	5.29, 29 spline pinion
YG T8-529K [24647]	5.29, 29 spline pinion w/yoke
YG T8-571K [24648]	5.71, 29 spline pinion w/yoke
YG T8-571-29 [24625]	5.71, 29 spline pinion

Spider Gear Sets

Part #	Description
YPKT8-S-30 [16062]	Standard spider gear set, 30 spline

Carrier Cases

Part #	Description
YC T40020 [20113]	Standard carrier case

Seals

Part #	Description
YMS1177 [30005]	Pinion seal
YMS1956 [30012]	Axle seal, rear outer
YMS1960 [30014]	Axle seal, rear inner
YMS226285 [30022]	Front wheel brg seal
YMS710076 [30142]	Front wheel seal
YMST1021 [30343]	Extra HD axle seal
YMS710092 [30144]	Inner wheel seal, '75-'85
YMS99147 [30220]	Pinion yoke redi sleeve
YMST1001 [30325]	Axle seal, Front inner
YMST1021 [30343]	Axle seal, extra-HD

Axle Bearing & Seal Kits

Part #	Description
AK TOY [10044]	Axle bearing & seal kit, rear
AK TOY-FRONT-A [10045]	Axle bearing & seal kit, Front

Axle Bearing & Seal Kit

Toyota full-floating front or rear wheel bearings



Continued on next page

Toyota 8" 4 Cylinder (Cont.)

1979-1995 Rear, 1979-1985 4WD Front, 1985-1995 2WD Turbo Rear

R/G Diameter: 8.0" R/G Bolts: (10) 11mm x 1.0 RH Cover Bolts: Dropout Carrier Breaks: None Pinion Shaft Dia. / Spline: 1.378" / 27

Dropout Gasket

Part #	Description
YCGT8 [23028]	Dropout gasket

Overhaul & Install Kits

Part #	Description
YK T8-A [14117]	Master Overhaul kit, '85 & down or w/aftermarket ring & pinion
YK T8-A-SPC [14209]	Mstr Ovrhl kit, '85 & down or w/aftermarket ring & pinion with solid spacer
YK T8-B [14118]	Mstr Ovrhl kit, '86 & newer w/OEM ring & pinion
YK T8-C [14177]	Mstr Ovrhl kit, '85 & newer w/OEM ring & pinion
YK T8-D [14178]	Mstr Ovrhl kit, '85 & down w/OEM ring & pinion with air operated lockers
BK T8-A [11088]	Bearing installation kit, '85 & down or w/aftermarket ring & pinion
BK T8-B [11089]	Bearing installation kit, '86 & newer w/OEM ring & pinion
BK T8-C [11117]	Brg installation kit, '85 & down or w/OEM ring & pinion For use with air operated lockers
BK T8-D [11118]	Brg installation kit, '86 & up w/OEM ring & pinion For use with air operated lockers
PK T8-A [13088]	Pinion installation kit, '85 & down or w/aftermarket ring & pinion
PK T8-B [13089]	Pinion installation kit, '86 & newer w/OEM ring & pinion
MK T8-A [12072]	Minimum installation kit, '85 & down or w/aftermarket ring & pinion
MK T8-B [12073]	Minimum installation kit, '86 & newer w/OEM ring & pinion

Yokes

Part #	Description
YY T26011 [41102]	small hole design, '82 & down
YY T35040 [41105]	large & small hole design, '83 & up
YY T35040-29 [41206]	29 spline pinion
YY T35040-29-KIT [41212]	29 spline pinion w/pinion seal & nut

Performance Dropouts

Part #	Description
YP DOT8 [32096]	Dropout case

Small Parts

Part #	Description
YSPABS-024 [33341]	ABS tone ring
YSPPN-024 [33158]	Pinion nut
YSPBF-026 [33025]	Outer slinger
YSPBF-027 [33026]	Oil slinger
YSPBF-029 [33028]	Inner slinger
YSPBF-030 [33029]	Pinion flange dust shield
YSPBLT-031 [33060]	Ring gear bolt
YSPBLT-032 [33061]	Ring gear bolt retainer plate
YSPCS-018 [33101]	Crush sleeve
YSPPN-022 [33156]	Pinion nut
YSPPN-034 [33168]	Pinion nut washer
YSPSA-020 [33366]	Side adjuster lock bolt
YSPSA-017 [33363]	Side adjuster lock
YSPSP-040 [33513]	Spindle nut & washer kit
YSPSR-017 [33373]	Snap ring
YSPTW-054 [33392]	Pinion gear thrust washer
YSPTW-057 [33395]	Side gear thrust washer
YSPXP-044 [33412]	Roll pin for cross pin shaft
YSPXP-045 [33413]	Cross pin shaft
YMST1012 [30336]	Pinion Seal

Traction Aids & Spools

Part #	Description
YGLT8-30 [28019]	Grizzly Locker, 30 spline
YP FST8-30 [32050]	Steel spool, 30 spline
YZLT8-30 [34033]	Zip Locker, 30 spline

Shim Kits

Part #	Description
SK CST8 [55052]	Crush sleeve eliminator kit
SK T8 [55064]	Pinion depth shim kit
SK TLC [55065]	Preload shim kit for use with solid spacer

Knuckle Rebuild Kits

Part #	Description
YP KNCLKIT-TOY [32054]	Knuckle rebuild kit

Toyota 8.2" 12 Bolt

2010-Present Toyota Rear

R/G Diameter: 8" R/G Bolts: (10) 11mm x 1.0 RH Cover Bolts: N/A Carrier Breaks: 3.73 / 3.91 Pinion Shaft Dia. / Spline: 1.378" / 29

Ring & Pinion Gear Sets

Part #	Ratio
YG T8.2-456 [24636]	4.56
YG T8.2-488 [24637]	4.88

Small Parts

Part #	Description
YSPCS-059 [33573]	Crush sleeve
YSPBLT-084 [33580]	Ring gear bolt

Seals

Part #	Description
YMST1022 [30359]	Pinion seal

Overhaul & Install Kits

Part #	Description
YK T8.2 [14224]	Master Overhaul kit, w/o factory locker
YK T8.2-LOC [14225]	Master Overhaul kit, w/factory locker
BK T8.2 [11128]	Bearing install kit, w/o factory locker
BK T8.2-LOC [11129]	Bearing install kit, w/factory locker
MK T8.2 [12091]	Minimum installation kit

TOYOTA

Toyota 8.75"

2016-Present Tacoma

R/G Diameter: 8.75" (222.25mm) R/G Bolts: (12) Cover Bolts: (12) M12- 1.0 RH Carrier Breaks: N/A Pinion Shaft Dia. / Spline: 34 Spline

Ring & Pinion Gear Sets

Part #	Ratio
YG T8.75-488 [24700]	4.88

Overhaul & Install Kits

Part #	Ratio
YK T8.75[14229]	Master Overhaul kit

Toyota T100 & Tacoma

Sequoia, Highlander, w/o factory locking differential

R/G Diameter: 8.4" (213.36mm) R/G Bolts: (12) 12mm x 1.0 RH Cover Bolts: Dropout Carrier Breaks: None Pinion Shaft Dia. / Spline: 1.575" / 27 or 30

Ring & Pinion Gear Sets

Part #	Ratio
YG T100-373 [24667]	3.73
YG T100-390 [24668]	3.90
YG T100-411 [24536]	4.11
YG T100-430 [24669]	4.30
YG T100-456[24537]	4.56
YG T100-488[24538]	4.88
YG T100-529[24539]	5.29

Carrier Cases

Part #	Description
YC T35026 [20111]	Standard carrier case, 3.73 & down

Spider Gear Sets

Part #	Description
YPKT100-P-30 [16131]	Eaton positraction spider gear set
YPKT100-PC-14 [16132]	Eaton positraction clutch set
YPKT100-S-30 [16133]	Standard open spider gear set

Overhaul & Install Kits

Part #	Description
YK T100 [14113]	Master Overhaul kit, w/o factory locker
YK T100-SPC [14233]	Master Overhaul kit,
BK T100 [11085]	Bearing installation kit, w/o factory locker
PK T100 [13085]	Pinion installation kit, w/o factory locker
MK T100 [12069]	Minimum installation kit, w/o factory locker

Spider Gear Sets

Part #	Description
YPKTL-C-S-30 [16134]	Standard spider gear set, 30 spline

Yokes

Part #	Description
YY T34010 [41103]	Yoke, '04 & down, w/o factory locker
YY T34030 [41113]	Yoke, '05 & up, w/o factory locker
YY T35080 [41107]	Yoke, w/factory locker

Traction Aids & Spools

Part #	Description
YDGT100-30-1 [26050]	Dura Grip Positraction

Shim Kits

Part #	Description
SK 30291 [55012]	Pinion depth shim kit
SK T100-CS [55075]	Preload shim/spacer
SK CST100 [55080]	Crush sleeve eliminator

Seals

Part #	Description
YMS710574 [30354]	Wheel seal, '00-'04 Tacoma, '00-'06 Tundra, & '01-'02 4Runner
YMS1177 [30005]	Pinion seal, w/factory locker
YMST1007 [30331]	Pinion seal, w/o factory locker
YMS1956 [30012]	Outer axle seal
YMS1960 [30014]	Inner axle seal
YMST1011 [30335]	Inner axle seal, '03 & up

Axle Bearing & Seal Kits

Part #	Description
AK TOY [10044]	Axle bearing & seal kit, non-ABS
AK TOY-B [10059]	Axle bearing & seal kit, ABS



Toyota Land Cruiser Standard Rotation

1969-2002 TLC Rear, 1969-1990 TLC Front

R/G Diameter: 9.5" R/G Bolts: (12) Cover Bolts: 10 Carrier Breaks: None Pinion Shaft Dia. / Spline: 1.575" / 10 or 27

Ring & Pinion Gear Sets

Part #	Ratio
YG TLC-370 [24548]	3.70
YG TLC-411 [24549]	4.11
YG TLC-456 [24550]	4.56
YG TLC-488 [24551]	4.88
YG TLC-529 [24552]	5.29

Small Parts

Part #	Description
YSPABS-024 [33341]	ABS tone ring
YSPBF-008 [33007]	Front pinion baffle
YSPBLT-030 [33059]	Ring gear bolt
YSPCS-037 [33120]	Crush sleeve
YSPPN-023 [33157]	Pinion nut w/factory locker
YSPPN-026 [33160]	Pinion nut
YSPTW-058 [33396]	Pinion gear thrust washer
YSPTW-061 [33399]	Side gear thrust washer
YSPXP-049 [33417]	Cross pin shaft
YSPXP-052 [33420]	Roll pin for cross pin shaft

Overhaul & Install Kits

Part #	Description
YK TLC-A [14121]	Master Overhaul kit, '90 & down
YK TLC-B [14122]	Master Overhaul kit, '91 & up
BK TLC-A [11090]	Bearing installation kit, '90 & down
BK TLC-B [11091]	Bearing installation kit, '91 & up
PK TLC [13091]	Pinion installation kit
MK TLC [12074]	Minimum installation kit
MK TLC-RGBOLT [12075]	Ring Gear bolt & nut kit

Traction Aids & Spools

Part #	Description
YGLTLC-30 [28032]	Grizzly Locker, 30 spline
YZLTLC-30 [34042]	Zip Locker, 30 spline

Knuckle Rebuild Kits

Part #	Description
YP KNCLKIT-TOY [32054]	Knuckle rebuild kit

Shim Kits

Part #	Description
SK 30291 [55012]	Pinion depth shim kit
SK TLC [55065]	Preload shim kit

Yokes

Part #	Description
YY T26011 [41102]	Yoke, small hole design, fine spline
YY T35021 [41104]	Yoke, coarse spline
YY T35040 [41105]	Yoke, large & small hole design, fine spline
YY T60010 [41110]	Yoke, '78-'84, fine spline
YY T60030 [41111]	Yoke, '85-'98, fine spline

Small Parts

Part #	Description
YSPBF-026 [33025]	Outer oil slinger
YSPBF-029 [33028]	Outer oil slinger
YSPBLT-033 [33062]	Ring gear bolt nut
YSPBLT-045 [33200]	Ring gear bolt & nut
YSPBLT-067 [33346]	Cross pin bolt
YSPBLT-076 [33460]	Ring gear bolt washer, OEM style
YSPCS-031 [33114]	Crush sleeve, standard rotation
YSPPN-022 [33156]	Pin nut, stan & reverse rotation, fine spl pinion
YSPPN-024 [33158]	Pinion nut, stan rotation, coarse spl pinion
YSPTW-056 [33394]	Pinion gear thrust washer
YSPTW-062 [33400]	Side gear thrust washer
YSPXP-051 [33419]	Cross pin shaft

Seals

Part #	Description
YMS1177 [30005]	Pinion seal, standard & reverse rotation
YMS1959 [30013]	Axle seal, rear
YMST1002 [30326]	Axle seal, Front inner

Toyota Land Cruiser Reverse Rotation

1991-1997 TLC Front

R/G Diameter: 8" R/G Bolts: 10 (11mm) Cover Bolts: Dropout Carrier Breaks: None Pinion Shaft Dia. / Spline: 1.378" / 27 or 29

Ring & Pinion Gear Sets

Part #	Ratio
YG TLCF-411R-29 [24648]	4.11, 29 spline pinion
YG TLCF-430R-29 [24659]	4.30, 29 spline pinion
YG TLCF-456R-29 [24597]	4.56, 29 spline pinion
YG TLCF-488R-29 [24660]	4.88, 29 spline pinion
YG TLCF-529R-29 [24661]	5.29, 29 spline pinion

Small Parts

Part #	Description
YSPBF-008 [33007]	Baffle, '91-'97 reverse rotation Front
YSPBF-029 [33028]	Outer slinger
YSPBLT-031 [33060]	Ring gear bolt, '91-'97 reverse rotation Front
YSPBLT-032 [33061]	Ring gear bolt retaining plate
YSPCS-035 [33118]	Crush sleeve, '91-'97 reverse rotation Front
YSPPN-022 [33156]	Pinion nut, fine spline pinion
YSPSA-019 [33365]	Side adjuster

Traction Aids & Spools

Part #	Description
YGLTV6-30 [28020]	Grizzly Locker, 30 spline
YP FSTV6-30 [32051]	Steel spool, 30 spline
YZLTV6-30 [34034]	Zip Locker, 30 spline

Performance Dropouts

Part #	Description
YP DOTLC-REV [32298]	High performance dropout

Seals

Part #	Description
YMS1177 [30005]	Pinion seal, standard & reverse rotation
YMST1002 [30326]	Axle seal, Front inner
YMST1012 [30336]	Pinion seal w/factory

Shim Kits

Part #	Description
SK T8 [55064]	Pinion depth shim kit, '91-'97 reverse rotation Front
SK CSTV6 [55053]	Crush sleeve eliminator kit

Small Parts

Part #	Description
YMST1012 [30336]	Pinion Seal
YSPBF-008 [33007]	Baffle, '91-'97 reverse rotation Front
YSPBF-029 [33028]	Outer slinger
YSPBLT-031 [33060]	Ring gear bolt, '91-'97 reverse rotation Front
YSPBLT-032 [33061]	Ring gear bolt retaining plate
YSPBF-027 [33026]	29 spline rear pinion
YSPPN-024 [33158]	Pinion nut, stan rotation, coarse spl pinion

Yokes

Part #	Description
YY T35040-29 [41206]	29 spline pinion
YY T35040-29-KIT [41212]	29 spline pinion w/pinion seal & nut

TOYOTA



Toyota 9" IFS Clamshell Front

'07 & Up Tundra & '08 & up Sequoia

R/G Diameter: 8.70" (221mm) R/G Bolts: 10 Cover Bolts: Dropout Carrier Breaks: None Pinion Shaft Dia. / Spline: 1.575" / 34

Ring & Pinion Gear Sets

Part #	Ratio
YG T9R-488R [24632]	4.88

Bearing & Install Kits

Part #	Description
YK TOYF-01 [14200]	Master Overhaul kit

Yokes

Part #	Description
YY T34050 [41175]	Pinion yoke

Carrier Cases

Part #	Description
YC T34050 [20109]	Standard case, bare

Small Parts

Part #	Description
YB AX-016 [18062]	Axle bearing, right hand side
YSPBF-028 [33027]	Outer oil slinger
YSPBLT-042 [33071]	Ring gear bolt
YSPCS-040 [33123]	Crush sleeve
YSPPN-025 [33159]	Pinion nut
YSPXP-050 [33418]	Cross pin shaft

Seals

Part #	Description
YMST1008 [30332]	Pinion seal

Toyota 9.5"

'07 & Up Tundra & Sequoia w/4.7L V8

R/G Diameter: 9.5" R/G Bolts: 12mm RH Cover Bolts: Dropout Carrier Breaks: None Pinion Shaft Dia. / Spline: 1.575" / 32

Ring & Pinion Gear Sets

Part #	Ratio
YG TLC100-488 [24634]	4.88

Overhaul & Install Kits

Part #	Description
YK T9.5 [14179]	Master Overhaul kit

Yokes

Part #	Description
YY T41204-0C010 [41177]	Pinion yoke
YY T41204-29-KIT [41214]	Conversion flange kit

Small Parts

Part #	Description
YSPBF-024 [33023]	Outer slinger
YSPBLT-035 [33064]	Ring gear bolt
YSPCS-051 [33353]	Crush sleeve
YSPPN-025 [33159]	Pinion nut

Small Parts (Cont.)

YSPTW-060 [33398]	Pinion gear thrust washer
YSPXP-046 [33414]	Cross pin shaft

Shim Kits

Part #	Description
SK 30214 [55010]	Carrier shim kit

Carrier Cases

Part #	Description
YC T9.5-S [20133]	Standard case, bare

Seals

Part #	Description
YMST1018 [30340]	Pinion seal

Toyota 10.5"

'07 & Up Tundra & Sequoia w/5.7L V8

R/G Diameter: 10.5" R/G Bolts: 14mm RH Cover Bolts: Dropout Carrier Breaks: None Pinion Shaft Dia. / Spline: 1.770" / 34

Ring & Pinion Gear Sets

Part #	Ratio
YG T10.5-488 [24633]	4.88

Overhaul & Install Kits

Part #	Description
YK T10.5 [14173]	Master Overhaul kit

Yokes

Part #	Description
YY T41204-0C020 [41178]	Pinion yoke

Small Parts

Part #	Description
YSPBF-025 [33024]	Outer slinger
YSPBLT-036 [33065]	Ring gear bolt
YSPCS-039 [33122]	Crush sleeve
YSPTW-059 [33397]	Pinion gear thrust washer
YSPXP-047 [33415]	Cross pin shaft

Seals

Part #	Description
YMST1019 [30341]	Pinion seal

Nissan N205 Front

Titan, Pathfinder, & Armada

R/G Diameter: 8.0" (203mm) R/G Bolts: (10) Cover Bolts: Dropout Pinion Shaft Dia. / Spline: 1.625" / 24 or 29

Ring & Pinion Gear Sets

Part #	Ratio
YG NM205R-294R [24579]	2.94
YG NM205R-336R [24578]	3.36
YG NM205R-373R [24701]	3.73
YG NM205R-411R [24702]	4.11
YG NM205R-456R [24703]	4.56

Overall & Install Kits

Part #	Description
BK NM205 [11126]	Bearing installation kit
YK NM205 [14171]	Master Overhaul kit

Yokes

Part #	Description
YY NM205-RND-24 [41208]	Pinion flange

Small Parts

Part #	Description
YSPBLT-044 [33073]	Ring gear bolt
YSPCS-047 [33129]	Crush sleeve
YSPXP-070 [33537]	Cross pin shaft
YSPTW-071 [33530]	Side gear thrust washer
YSPTW-072 [33531]	Pinion gear thrust washer

Seals

Part #	Description
YMSN1001 [30301]	Pinion seal
YMSN1002 [30302]	Side seal

Nissan N226 Rear

Titan, Pathfinder, Frontier, & Xterra

R/G Diameter: 8.5" (216mm) R/G Bolts: (10) 7/16" x 20 RH Cover Bolts: 12 Carrier Breaks: None Pinion Shaft Dia. / Spline: 1.625" / 24

Ring & Pinion Gear Sets

Part #	Ratio
YG NM226-294 [24582]	2.94
YG NM226-313 [24584]	3.13
YG NM226-336 [24583]	3.36
YG NM226-354 [24585]	3.54
YG NM226-373 [24704]	3.73
YG NM226-411 [24705]	4.11
YG NM226-456 [24706]	4.56

Axle Bearing & Seal Kit

Part #	Description
AK SET10 [10042]	Axle Bearing & Seal kit

Overhaul & Install Kits

Part #	Description
YK NM226 [14172]	Master Overhaul kit
TK SET80 [N/A]	Axle Bearing

Yokes

Part #	Description
YY NM226-RND-24 [41187]	08 & up companion flange, 4 hole, 24 spline
YY NM226-RND-24-6 [41207]	08 & up companion flange, 6 hole, 24 spline
YY NM226-RND-29 [41188]	04-'07 round companion flange, 29 spline

Seals

Part #	Description
YMS9912 [30218]	Outer axle seal, for use with SET10 bearing
YMSN1003 [30361]	Outer axle seal, '08-'15
YMS54458 [30125]	Pinion seal

Shim Kits

Part #	Description
SK 25300 [55009]	Pinion depth shim kit

Small Parts

Part #	Description
YSPBF-023 [33022]	Outer slinger
YSPBLT-006 [33036]	Ring gear bolt
YSPCS-014 [33097]	Crush sleeve
YSPPN-010 [33144]	Pinion nut
YSPPN-030 [33164]	Pinion nut washer
YSPSPR-009 [33520]	Dura Grip spring plate, 200lb & 300lb design

Traction Aids & Spools

Part #	Description
YDGNNTITAN-32-1 [26029]	Dura Grip positraction, 32 spline
YGLNNTITAN-32 [28028]	Grizzly Locker

Covers & Cover gaskets

Part #	Description
YP C5-NM226 [32344]	Aluminum cover
YP C5-M226 [32334]	Steel Cover

Nissan H233

Titan, Pathfinder, & Patrol

R/G Diameter: 9.170" (232.918mm) R/G Bolts: (10) Cover Bolts: N/A Pinion Shaft Dia. / Spline: 29

Ring & Pinion Gear Sets

Part #	Ratio
YG NH233B-463 [24666]	4.63, rear
YG NH233B-463R [24663]	4.63, front
YG NH233B-513 [24665]	5.13, rear
YG NH233B-513R [24662]	5.13, front

Ring & Pinion Gear Sets (Cont.)

Part #	Ratio
YG NH233B-557 [24774]	5.57, front
YG NH233B-557R [24775]	5.57, rear
YG NH233B-589 [24776]	5.89, front
YG NH233B-589R [24777]	5.89, Rear

Nissan R200

Frontier & Xterra

R/G Diameter: 7.875" (200mm) R/G Bolts: (10) Cover Bolts: (8) Pinion Shaft Dia. / Spline: 27

Ring & Pinion Gear Sets

Part #	Ratio
YG NR200-513 [24664]	5.13

IMPORTS



Suzuki Samurai

R/G Diameter: 6 7/8" R/G Bolts: (10) Cover Bolts: None Carrier Breaks: None Pinion Shaft Dia. / Spline: 1.378" / 26

Ring & Pinion Gear Sets

Part #	Ratio
YG SUZSAM-457 [24184]	4.57
YG SUZSAM-538 [24185]	5.38

Overhaul & Install Kits

Part #	Description
YK ISAM [14106]	Master Overhaul kit
BK ISAM [11079]	Bearing installation kit
PK ISAM [13080]	Pinion installation kit
MK ISAM [12064]	Minimum installation kit

Shim Kits

Part #	Description
SK T8 [55064]	Pinion depth shim kit

Small Parts

Part #	Description
YSPCS-043 [33126]	Crush sleeve
YSPPN-022 [33156]	Pinion nut

Traction Aids & Spools

Part #	Description
YP MINSSAM-26 [32234]	Mini spool, 26 spline

Seals

Part #	Description
YMS224820 [30020]	Axle seal
YMS350572 [30034]	Pinion seal
YMS99187 [30228]	Pinion yoke redi sleeve

Knuckle Rebuild Kits

Part #	Description
YP KNCLKIT-SAM [32053]	Knuckle rebuild kit

Rockwell 2.5 Ton

R/G Diameter: 10.25" R/G Bolts: 8 x 9/16" Cover Bolts: Dropout Carrier Breaks: None

Traction Aids & Spools

Part #	Description
YGLR2.5-16 [28018]	Grizzly Locker, 16 spline

Gear & Kit Packages

Fits Jeep XJ & YJ with AMC Model 35 rear

Parts	Ratio
YGK001 [31001]	4.56
YGK002 [31002]	4.88

Fits Jeep XJ & YJ with Chrysler 8.25" rear

Part #	Ratio
YGK003 [31003]	4.56
YGK004 [31004]	4.88

Fits Jeep TJ with AMC Model 35 rear

Part #	Ratio
YGK005 [31005]	4.56
YGK006 [31006]	4.88

Fits Jeep TJ with Spicer 44 rear

Part #	Ratio
YGK007 [31007]	4.56
YGK008 [31008]	4.88

Fits Jeep TJ Rubicon

Part #	Ratio
YGK009 [31010]	4.56
YGK010 [31011]	4.88
YGK011 [31012]	5.13

Fits Jeep JK non-Rubicon

Part #	Ratio
YGK055 [31055]	4.11
YGK012 [31013]	4.56
YGK013 [31014]	4.88
YGK014 [31015]	5.13

Fits Jeep JK Rubicon

Part #	Ratio
YGK056 [31056]	4.11
YGK054 [31054]	4.56
YGK015 [31016]	4.88
YGK016 [31017]	5.13
YGK017 [31018]	5.38

Fits Standard Rotation Spicer 60 Front and '88 & down GM 10.5" 14 bolt rear

Part #	Ratio
YGK018 [31019]	4.56, thick rear gear
YGK019 [31020]	4.56, thick Front and rear gear
YGK020 [31021]	4.88, thick rear gear
YGK021 [31022]	4.88, thick Front and rear gear
YGK022 [31023]	5.13, thick rear gear
YGK023 [31024]	5.13, thick Front and rear gear
YGK024 [31025]	5.38, thick rear gear
YGK025 [31026]	5.38, thick Front and rear gear

Gear & Kit Packages (Cont.)

Fits Standard Rotation Spicer 60 Front and '89-'98 GM 10.5" 14 bolt rear

Part #	Ratio
YGK026 [31027]	4.56, thick rear gear
YGK027 [31028]	4.56, thick Front and rear gear
YGK028 [31029]	4.88, thick rear gear
YGK029 [31030]	4.88, thick Front and rear gear
YGK030 [31031]	5.13, thick rear gear
YGK031 [31032]	5.13, thick Front and rear gear
YGK032 [31033]	5.38, thick rear gear
YGK033 [31034]	5.38, thick Front and rear gear

Fits Standard Rotation Spicer 60 Front and '99 & up GM 10.5" 14 bolt rear

Part #	Ratio
YGK034 [31035]	4.56, thick rear gear
YGK035 [31036]	4.56, thick Front and rear gear
YGK036 [31037]	4.88, thick rear gear
YGK037 [31038]	4.88, thick Front and rear gear
YGK038 [31039]	5.13, thick rear gear
YGK039 [31040]	5.13, thick Front and rear gear
YGK040 [31041]	5.38, thick rear gear
YGK041 [31042]	5.38, thick Front and rear gear

Fits Reverse Rotation Spicer 60 Front and '88 & down GM 10.5" 14 bolt rear

Part #	Ratio
YGK042 [31043]	4.56, thick Front and rear gear
YGK043 [31044]	4.88, thick Front and rear gear
YGK044 [31045]	5.13, thick Front and rear gear
YGK045 [31046]	5.38, thick Front and rear gear

Fits Reverse Rotation Spicer 60 Front and '89-'98 GM 10.5" 14 bolt rear

Part #	Ratio
YGK046 [31047]	4.56, thick Front and rear gear
YGK047 [31048]	4.88, thick Front and rear gear
YGK048 [31049]	5.13, thick Front and rear gear
YGK049 [31050]	5.38, thick Front and rear gear

Fits Reverse Rotation Spicer 60 Front and '99 & up GM 10.5" 14 bolt rear

Part #	Ratio
YGK050 [31051]	4.56, thick Front and rear gear
YGK051 [31052]	4.88, thick Front and rear gear
YGK052 [31053]	5.13, thick Front and rear gear
YGK053 [31054]	5.38, thick Front and rear gear

Fits '03-'11 Dodge Ram 2500/3500

Part #	Ratio
YGK057 [31057]	3.73, Front and rear gear
YGK058 [31058]	4.11, Front and rear gear
YGK059 [31059]	4.56, Front and rear gear
YGK060 [31060]	4.88, Front and rear gear

Fits Late '11-'13 Dodge Ram 2500/3500

Part #	Ratio
YGK061 [31061]	3.73, Front and rear gear
YGK062 [31062]	4.11, Front and rear gear
YGK063 [31063]	4.56, Front and rear gear
YGK064 [31064]	4.88, Front and rear gear

Zip Locker Replacement Parts

Part #	Description	Part #	Description
YZLABF-KIT [34000]	Bulkhead fitting kit	YZLASH-01 [34011]	Seal housing for Toyota, includes O-rings
YZLABH-01 [34001]	Bulkhead fitting	YZLASH-02 [34012]	Seal housing for Dana 30 & Model 35, includes O-rings
YZLABH-02 [34038]	Bulkhead quick connect fitting	YZLASH-03 [34013]	Seal housing for Dana 44, includes O-rings
YZLAL-01 [34002]	Air line, 20' long	YZLASH-04 [34039]	Seal housing for Dana 60, includes O-rings
YZLAL-KIT [34003]	Air line repair kit	YZLASH-05 [34040]	Seal housing for Ford 10.25", includes O-rings
YZLAO-01 [34004]	O-ring for Dana 44 & Toyota seal housing	YZLASV-01 [34014]	Solenoid valve
YZLAO-02 [34005]	O-ring for Dana 30 & Model 35 seal housing	YZLASW-01 [34015]	Switch
YZLAO-03 [34006]	O-ring for Dana 60 seal housing	YZLIK-01 [34026]	Zip Locker Installation kit
YZLAO-05 [34008]	O-ring for bulkhead fitting	YZLPS-02 [34030]	Pressure switch, 1/8" NPT thread
YZLASC-F [34009]	Switch cover, Front	YZLPUK [34031]	Pump up kit
YZLASC-R [34010]	Switch cover, rear		




6 Year Warranty

FEATURES

- AIR-OPERATED LOCKING DIFFERENTIAL
- FORGED CASE & 8620 INTERNALS FOR ADDED STRENGTH
- ON-DEMAND TRACTION ALLOWS FOR DRIVER SELECTABILITY
- WHEN ENGAGED PROVIDES 100% TRACTION TO BOTH TIRES
- ASSEMBLED IN THE USA
- BACKED BY THE BEST WARRANTY IN THE BUSINESS

GEAR KITS / ZIP LOCKER



Yukon Master Overhaul Kits (YK)

The Yukon Gear Master Overhaul Kit comes with every part you'll need for successful differential rebuilding. This kit includes the following:

- ▶ Pinion Bearings
- ▶ Carrier Bearings
- ▶ Pinion Seal
- ▶ Crush Sleeve or Preload Shims
- ▶ Pinion Depth Shims
- ▶ Carrier Shims (varies by application)
- ▶ Baffles & Slingers
- ▶ Gear Marking Compound & Brush
- ▶ Loctite®
- ▶ Pinion Nut (most applications), O-ring, Baffles, Slinger (varies by application)
- ▶ Gasket or Silicone
- ▶ Ring Gear Bolts (for most applications)
- ▶ 20-page Instruction Manual



Bearing Kits (BK)

The Bearing Kit will help you meet all your bearing replacement needs. This kit includes the following:

- ▶ Pinion Bearings
- ▶ Carrier Bearings
- ▶ Crush Sleeve
- ▶ Pinion Seal
- ▶ Gear Marking Compound & Brush
- ▶ 20-page Instruction Manual



Pinion Kits (PK)

The Pinion Kit comes fully stocked for a complete pinion install. This kit includes the following:

- ▶ Pinion Bearings
- ▶ Pinion Nut (varies by application)
- ▶ Pinion Seal
- ▶ Pinion Depth Shims or Complete Shim Kit (varies by application)
- ▶ Crush Sleeve or Preload Shims
- ▶ Gear Marking Compound & Brush
- ▶ 20-page Instruction Manual



Shim Kits (SK)

Yukon Shim Kit is exactly what its name describes: nothing but shims. These are available separately for:

- ▶ Pinion Depth Shims
- ▶ Carrier Shims
- ▶ Preload Shims
- ▶ Axle End Play Shims



Inner Parts Kits (YPK)

Yukon's Inner Parts Kit provides the proper parts for replacing the inner-workings of your carrier case. This kit includes the following:

- ▶ Side Gears
- ▶ Pinion Gears
- ▶ Thrust Washers
- ▶ Cross Pin Shaft
- ▶ Cross Pin Bolt or Roll Pin
- ▶ Clutches (where applicable)



SEARCH THE RIGHT PART EVERY TIME!



EASY. ACCURATE. NOW.

[Start Here](#)



- From 1948 to present day
- Over 5,500 part numbers
- 89 Product categories
- 33 Product manufacturers
- Over 130 differential types

Diff Wizard is the industry's most powerful and complete differential parts finder available. It's fast, easy and provides the right parts along with suggestive add-ons to complete your sale. Why deal with high returns and long phone calls?

Use Diffwizard.com as your parts inder of choice.

Save Time and Make More Money.

CHRYSLER AXLES

Chrysler Passenger Car

Part #	Hollander #	OEM #	Model	Length	Splines	Bolt Pattern	Stud Hole	Brake Pilot	Brg Surface
YA C8.75-32.0-KIT [21759]	Cut-to-length kit. 2 Axles, Green brgs & studs	-	8.75	28.0-32.0	30	5 - 4.50	0.645	2.830	1.565
YA C4506115 [21026]	447-1900	-	8.25	30.875	27	6 - 4.50	0.645	2.830	1.620
YA C8.75-28.0 [21041]	N/A	-	8.75	28.00	30	5 - 4.50	0.645	2.830	1.565
YA C8.75-30.0 [21042]	447-984	-	8.75	30.00	30	5 - 4.50	0.645	2.830	1.565
YA C8.75-32.0 [21408]	Cut-to-Length	-	8.75	28.0-32.0	30	5 - 4.50	0.645	2.83	1.565

Chrysler Truck - Front

Part #	Model	Length	Splines	Location	U/Joint
YA C40022771 [21776]	9.25	19.60	33	Inner	U-925
YA C40022772 [21775]	9.25	38.10	33	Inner	U-925
YA C40052462 [21781]	9.25	7.40	35	Outer	5-925X
YA C5086666AB [21439]	9.25	45.43	33/33	Assm	U-925
YA C5086667AB [21440]	9.25	26.87	33/33	Assm	U-925
YA C5175269AA [21774]	9.25	7.40	33	Outer	U-925
YA C68055220AA [21767]	9.25	45.50	35 inner	Assm	1485
YA C68055221AA [21765]	9.25	26.875	35 inner	Assm	1485
YA C68065426AB [21766]	9.25	45.625	35 inner	Assm	1555
YA C68065427AB [21768]	9.25	27.250	35 inner	Assm	1555
YA D27902-11X [21046]	D44	18.3	30	Inner	5-760X
YA D27902-12X [21047]	D44	36.75	30	Inner	5-760X
YA D27902-22X [21052]	D44	35.25	30	Inner	5-760X
YA D27902-25X [21053]	D44	16.10	30	Inner	5-760X
YA D27902-5X [21059]	D44	17.10	30	Inner	5-760X
YA D45531 [21095]	D60	20.50	30 & 15	Inner	5-733X
YA D46901 [21098]	D44	7.05	33	Outer	5-760X
YA D620200 [21108]	D44	9.72	19	Outer	5-760X
YA D621063 [21109]	D44	9.92	19	Outer	5-760X
YA D660182-1 [21114]	D60	15.96	30	Outer	5-760X
YA D660182-2 [21117]	D60	35.10	35	Inner	5-733X
YA D660182-6 [21120]	D60	35.10	35	Inner	5-733X
YA D708063 [21468]	D60	26.18	32/18	Assm	5-733X
YA D708064 [21469]	D60	26.52	32/33	Assm	5-733X
YA D73579-1X [21137]	D44	19.10	30	Inner	5-760X
YA D73579-2X [21138]	D44	18.30	15	Inner	5-760X
YA D74752X [21147]	D60	18.31	15	Inner	5-733X
YA D74759-1X [21148]	D44	26.39 overall	15 inner	Assm	5-760X
YA D74760-1X [21149]	D60	27.00	30	Assm	5-733X
YA D74917X [21154]	D44	6.77	33	Outer	5-760X
YA D75265X [21155]	D44	18.94	15 & 30	Inner	5-760X
YA D75594X [21159]	D60	18.59	30	Inner	5-733X
YA D75690X [21160]	D60	7.05	33	Outer	5-733X
YA D76812-1X [21175]	D44	26.39	15	Inner	5-760X
YA D76813-1X [21176]	D44	27.00 overall	30	Assm	5-760X
YA D76814-1X [21177]	D44	20.10	30	Inner	5-760X
YA D76815-1X [21178]	D44	19.62	15	Inner	5-760X
YA D80178-1 [21478]	D60	19.13	32	Inner	5-733X
YA D80179-1 [21479]	D60	18.79	18	Inner	5-733X
YA D80375 [21480]	D60	7.39	33	Outer	5-733X
YA D80382-1 [21481]	D44	26.75	30/33	Inner	5-760X

Chrysler Truck - Front 4340 Chromoly

Part #	Model	Length	Splines	Location	U/Joint
YA W38818 [21671]	D44	16.10	30	Inner	5-760X
YA W38822 [21674]	D44	17.10	30	Inner	5-760X
YA W38824 [21676]	D44	35.25	30	Inner	5-760X
YA W38833 [21778]	D44	20.10	30	Inner	5-760X
YA W39128 [21685]	D44	6.77	33	Outer	5-760X
YA W42001 [21687]	9.25	7.38	33	Outer	U-925
YA W42002 [21777]	9.25	12.00	35	Outer	5-926X
YA W43001 [21688]	9.25	19.60	33	Inner	5-925X
YA W43002 [21689]	9.25	38.10	33	Inner	5-925X



Continued on next page

Chrysler Truck - Front 4340 Chromoly (Cont.)

Part #	Model	Length	Splines	Location	U/Joint
YA W42003 [21782]	9.25	7.40	33	Outer	5-926X
YA W43003 [21783]	9.25	19.60	33	Inner	5-926X
YA W43004 [21784]	9.25	38.10	33	Inner	5-926X
YA W46100 [21373]	D60	12.00	35	Outer	5-733X
YA W46105 [21376]	D60	12.00	30	Outer	5-733X
YA W46107 [21691]	D60	7.05	33	Outer	5-733X
YA W48202 [21377]	D60	15.96	35	Inner	5-733X
YA W48208 [21380]	D60	17.67	35	Inner	5-733X
YA W48210 [21381]	D60	35.10	35	Inner	5-733X
YA W48218 [21692]	D60	18.59	30	Inner	5-733X
YA W48219 [21693]	D60	38.00	35	Inner	5-733X
YA W48220 [21694]	D60	18.59	35	Inner	5-733X
YA W48221 [21695]	D60	38.00	30	Inner	5-733X

Chrysler Truck - Rear

Part #	Hollander #	Model	Length	Splines	Bolt Pattern	Stud Hole	Brake Pilot	Brg Surface
YA C508677AB [21432]	447-2473	10.5	37.24	30	8 - 3.96	0.45	N/A	N/A
YA C11.5-30-40 [21435]	-	11.5	36.1-40.1	30	8 - 3.96	0.45	N/A	N/A
YA C11.5-38-40 [21436]	-	11.5	36.1-40.1	38	8 - 3.96	0.45	N/A	N/A
YA C3496577 [21015]	447-998	8.25	32.62	27	5 - 4.50	0.645	3.560	1.620
YA C3723824 [21016]	447-1081	9.25	31.68	31	5 - 4.50	0.645	N/A	1.620
YA C4011257 [21018]	447-1083	9.25	32.62	31	5 - 4.50	0.645	3.560	1.620
YA C4037726 [21019]	447-1289	9.25	31.81	31	5 - 5.50	0.176 groove	3.560	1.620
YA C40020768 [21017]	447-2743	10.5	36.75	30	8 - 3.96	0.45	2.830	1.620
YA C4137429 [21020]	447-1398	9.25	31.62	31	5 - 5.50	0.208 groove	2.830	1.620
YA C4137670 [21021]	447-1441	8.25	32.62	27	5 - 5.50	0.645	2.830	1.620
YA C4137672 [21022]	447-1438	8.25	31.81	27	5 - 5.50	0.595	2.830	1.620
YA C4137838 [21023]	447-1074	8.25	31.81	27	5 - 4.50	0.645	2.830	1.620
YA C4348510 [21024]	447-1551	8.25	30.81	27	5 - 4.50	0.645	2.830	1.620
YA C4348511 [21025]	447-1552	7.25	30.37	25	5 - 4.50	0.645	N/A	1.620
YA C4506115 [21026]	447-1900	8.25	30.81	27	6 - 4.50	0.645	N/A	1.620
YA C4506147 [21027]	447-1901	7.25	30.37	25	6 - 4.50	0.645	2.830	1.620
YA C508677AB [21432]	447-2743	10.5	36.75	30	8 - 3.96	0.45	-	-
YA C5086902AB [21441]	447-2744	11.5	36.81	30	8 - 3.96	0.45	2.830	1.620
YA C5086984AB [21442]	447-2745	11.5	40.12	30	8 - 3.96	0.45	2.830	1.620
YA C5134660AA [21443]	447-0327R	Sprinter Van, RH	34.6	26	5-5	9/16-1-8	3.090	1.620
YA C5134661AA [21444]	447-0328L	Sprinter Van, LH	34.6	26	5-5	9/16-1-8	3.547	1.620
YA C52069512 [21036]	447-2226R	8.25	30.25	29	6 - 4.50	0.645	2.83	1.620
YA C52069513 [21037]	447-2226L	8.25	33.37	29	6 - 4.50	0.645	2.83	1.620
YA C52067614 [21032]	447-2030	9.25	34.06	31	5 - 5.50	0.645	3.09	1.620
YA C52067708 [21033]	447-1927	9.25	32.62	31	5 - 5.50	0.645	3.547	1.620
YA C52069388 [21034]	447-2344R	9.25	30.5	31	6 - 4.50	0.645	2.83	1.620
YA C52069389 [21035]	447-2344L	9.25	33.38	31	6 - 4.50	0.645	2.83	1.620
YA C52070498 [21445]	447-2789R	8.25	31.4375	29	6 - 114.3		2.83	1.705
YA C52070499 [21446]	447-2790L	8.25	34.500	29	6 - 114.3			1.705
YA C52111370 [21447]	447-2787R	8.25	31.500	29	6 - 114.3			1.705
YA C52114720AB [21820]		9.25	34.12	31	5 - 5.50			1.705
YA C52111371 [21448]	447-2788L	8.25	34.500	29	6 - 114.3			1.705
YA C53008134 [21040]	447-8131	8.25	29.87	27	5 - 4.50	0.595	2.83	1.705
YA C68045427AA [21821]		9.25	34.12	31	5 - 5.50			1.705
YA C68065488AA [21788]	447-0507R	9.25ZF	33.875	31	5-5.00	.600	3.07	1.705
YA C68065489AA [21787]	447-0508L	9.25ZF	33.375	31	5-5.00	.600	3.07	1.705
YA C68140296AA [21790]	447-03020R	9.25ZF	33.875	31	5-5.00	.600	3.07	1.705
YA C68140297AA [21789]	447-03021L	9.25ZF	34.375	31	5-5.00	.600	3.07	1.705
YA D43811-12 [21090]		D70	36.71	32		.600	3.07	N/A

Chrysler Truck Rear 4340 Chromoly

Part #	Hollander #	OEM #	Model	Length	Splines	Bolt Pattern	Stud Hole	Brake Pilot	Brg Surface
YA WC11.5-30-40 [21701]	Custom App.	-	10.5 & 11.5	36.1 - 40.1	30	8-3.96	0.45	N/A	N/A
YA WC11.5-38-40 [21702]	Custom App.	-	10.5 & 11.5	36.1 - 40.1	38	8-3.96	0.45	N/A	N/A

CHRYSLER AXLES



Ford Passenger Car

Part #	Hollander #	OEM #	Model	Length	Splines	Bolt Pattern	Stud Hole	Brake Pilot	Brg Surface
YA F750001 [21179]	447-1231	D9BZ-4234-BC	7.5 & 8.8	29.25	28	4 - 4.25	0.600	2.525	1.400
YA F750004 [21181]	447-1338	E3TZ-4234-C	7.5 & 8.8	29.25	28	5 - 4.50	0.600	2.525	1.400
YA F750006 [21184]	447-1446	ES5Z-4234-A	7.5 & 8.8	30.00	28	4 - 4.25	0.600	2.525	1.400
YA F750007 [21496]	447-1442A	E5LY-4234-A	7.5 & 8.8	30.50	28	5 - 4.50	0.600	2.775	1.400
YA F750009 [21186]	447-1227	D9AZ-4234-A	7.5 & 8.8	31.00	28	5 - 4.50	0.600	2.775	1.400
YA F750010 [21187]	447-1731	FOAZ-4234-A	7.5 & 8.8	31.62	28	5 - 4.50	0.600	2.775	1.400
YA F750011 [21409]	Custom Application	-	7.5 & 8.8	29.25	31	5 - 4.50	0.600	2.775	1.400
YA F750012 [21497]	447-2941R	5R3Z-4234-AC	7.5	32.87	28	'05 & up Mustang, RH, w/ABS		2.775	1.620
YA F750013 [21498]	447-2942L	5R3Z-4234-AD	7.5	31.87	28	'05 & up Mustang, LH, w/ABS		2.775	1.620
YA F750014 [21499]	447-2943R	5R3Z-4234-C	7.5	32.87	28	'05 & up Mustang, RH, w/o ABS		2.775	1.620
YA F750015 [21500]	447-2944L	5R3Z-4234-D	7.5	31.87	28	'05 & up Mustang, LH, w/o ABS		2.775	1.400
YA F880009 [21501]	447-1576	E7SZ-4234-A	7.5 & 8.8	30.00	28	4 - 5.25	0.600	2.525	1.400
YA F880017 [21198]	447-2006	F4ZZ-4234-B	7.5 & 8.8	30.00	28	5 - 4.50	0.600	2.775	1.400
YA F880018 [21199]	447-1824	F2AZ-4234-B	7.5 & 8.8	31.62	28	5 - 4.50	0.600	2.775	1.400
YA F880021 [21504]	447-2007	F4ZZ-4234-A	7.5 & 8.8	30.00	28	5 - 4.50	0.600	2.775	1.400
YA F880022 [21202]	447-2307	F8AZ-4234-DA	7.5 & 8.8	32.43	28	5 - 4.50	0.600	2.775	1.400
YA F880038 [21507]	447-2733	3W1Z-4234-A	8.8	34.37	28	5 - 4.50	0.590	2.77	1.400
YA F880039 [21508]	447-0124	6W1Z-4234-A	8.8	34.37	31	5 - 4.50	0.590	2.78	1.400
YA F880041 [21509]	447-2425	XR3Z-4234-AA	8.8	30.75	28	5 - 4.50	0.600	2.775	1.400
YA F880043 [21510]	447-2946	5R3Z-4234-B	8.8	31.81	31	5 - 4.50	0.600	2.775	1.620
YA F880044 [21511]	447-2945	5R3Z-4234-A	8.8	32.69	31	5 - 4.50	0.600	2.775	1.620
YA F880062 [21521]	-	-	8.8	34.31	28	5 - 4.50	0.597	2.783	1.400
YA F880063 [21522]	-	-	8.8	34.26	31	5 - 4.50	0.597	2.783	1.400
YA F8-28-27.18 [21188]	-	-	8	27.18-23.68	28	5 - 4.50	0.610	2.43	1.400
YA F8-28-32.87 [21410]	Custom Application	-	8	25.5 to 32.87	28	5 - 4.50	0.600	2.435	1.377
YA F9-31-32.87 [21207]	Custom Application	-	9	25.5 to 32.87	31	5 - 4.50	0.600	2.435	1.400
YA F9-31-33.00 [21523]	Custom Application	-	9	23.25 to 33.00	31	5 - 4.5 & 5 - 4.75	0.600 & 0.453	2.435	1.377
YA FM4235B [21235]	Custom Application	-	8.8	29.25	31	4 - 4.25	0.600	2.525	1.400
YA FM4235D [21236]	Custom Application	-	8.8	30.00	31	5 - 4.50	0.600	2.775	1.400
YA FM4235E [21417]	Custom Application	-	8.8	30.75	31	5 - 4.50	0.600	2.778	1.400

Ford Mustang - Posi / Axle Kits

Complete kit includes Yukon Dura Grip Posi, 2 High Performance Axles, Carrier bearings and races, Super carrier shims, Axle bearing and seals, Axle studs.

Part #	Description
YA FMUST-1-28 [21554]	'79-'93 Mustang, 28 spline, 4 lug
YA FMUST-1-31 [21555]	'79-'93 Mustang, 31 spline, 4 lug
YA FMUST-2-28 [21556]	'79-'93 Mustang, 28 spline, 5 lug
YA FMUST-2-31 [21557]	'79-'93 Mustang, 31 spline, 5 lug
YA FMUST-3-31 [21558]	'94-'98 Mustang, 31 spline, 5 lug
YA FMUST-4-31 [21559]	'99-'04 Mustang, 31 spline, 5 lug



Mustang Axle Kit
Ford

Ford Truck - Front

Part #	Model	Length	Splines	Location	U/Joint
YA D2002692 [21044]	D50	9.37	30	Outer	-
YA D2013341-1 [21753]	D60	46.25	35	Assy	5-733X
YA D2013341-2 [21754]	D60	27.31	35	Assy	5-733X
YA D27902-31X [21055]	D44	18.62	30	Inner	5-760X
YA D27902-35X [21056]	D44	34.75	30	Inner	5-760X
YA D27902-3X [21057]	D44	33.90	30	Inner	5-760X
YA D27902-4X [21058]	D44	18.91	30	Inner	5-760X
YA D37951 [21080]	D44	10.66	19	Outer	5-760X
YA D39905 [21081]	D44	9.92	19	Outer	5-760X
YA D39906 [21082]	D44	9.80	19	Outer	5-760X
YA D41677 [21086]	D44	9.94	19	Outer	5-760X
YA D48903 [21102]	D44	11.50	30	Outer	5-760X
YA D53217 [21828]	D60	7.03	35	Outer	5-733X
YA D620085 [21107]	D44	11.40	30	Outer	5-760X
YA D620200 [21108]	D44	9.72	19	Outer	5-760X
YA D660124-1 [21110]	D44	43.60 overall	30 inner	Assm	5-760X
YA D660124-2 [21111]	D44	28.60 overall	30 inner	Assm	5-760X
YA D660124-3 [21112]	D44	44.50 overall	30 inner	Assm	5-760X
YA D660124-4 [21113]	D44	28.40 overall	30 inner	Assm	5-760X
YA D660182-1 [21114]	D60	15.96	35	Inner	5-733X
YA D660182-10 [21115]	D60	34.56	35	Inner	5-733X
YA D660182-11 [21116]	D60	18.70	35	Inner	5-733X
YA D660182-36 [21118]	D60	36.68	35	Inner	5-733X
YA D660269-1 [21121]	D50	17.19	30	Inner	5-760X
YA D660548-2 [21123]	D28	13.76	23	Inner	5-456X
YA D71394-1X [21126]	D44	25.60 overall	19 / 30 inner	Assm	5-760X
YA D71396-1X [21127]	D44	26.90	30	Inner	5-760X
YA D72044-1X [21131]	D44	34.70 overall	19 / 30 inner	Assm	5-760X
YA D72045-1X [21132]	D44	33.50 overall	19 / 30 inner	Assm	5-760X
YA D72112-1X [21133]	D44	24.77	30	Inner	5-760X
YA D72112-2X [21470]	D44	23.65	30	Inner	5-760X
YA D72114-1X [21471]	D50	23.94	30	Inner	5-799X
YA D76151-1X [21421]	D60	37.62	35	Inner	5-733X
YA D76151-2X [21422]	D60	15.39	35	Inner	5-733X
YA D76151-3X [21423]	D60	38.59	35	Inner	5-733X
YA D76151-4X [21424]	D60	16.36	35	Inner	5-733X
YA D76660-1X [21173]	D60	16.17	35	Inner	5-733X
YA D76660-2X [21174]	D60	36.97	35	Inner	5-733X
YA F880061 [21520]	8.8	5.56	28	Inner	CV
YA F880064 [21760]	8.8	23.81	28	Inner	CV
YA F880065 [21802]	8.8	26.00	31	Inner	CV
YA F880066 [21803]	8.8	23.00	31	Inner	CV
YA F880067 [21804]	8.8	29.50	31	Inner	CV
YA F880068 [21805]	8.8	26.00	31	Inner	CV
YA W46108 [21834]			35	Outer	

Ford Truck - Front 4340 Chromoly

Part #	Model	Length	Splines	Location	U/Joint
YA W38806 [21350]	D30	18.44	30	Inner	5-760X
YA W38807 [21351]	D30	28.06	30	Inner	5-760X
YA W38809 [21353]	D44	18.50	30	Inner	5-760X
YA W38810 [21354]	D44	27.94	30	Inner	5-760X
YA W38813 [21669]	D44	18.62	30	Inner	5-760X
YA W38814 [21670]	D44	34.75	30	Inner	5-760X
YA W38816 [21356]	D44	9.72	19	Outer	5-760X
YA W38817 [21357]	D44	10.66	19	Outer	5-760X
YA W38819 [21672]	D44	9.92	19	Outer	5-760X
YA W38820 [21673]	D44	9.80	19	Outer	5-760X
YA W38825 [21677]	D44	15.70	30	Inner	5-760X
YA W38830 [21682]	D44	24.77	30	Inner	5-760X
YA W39143 [21362]	D44	18.91	30	Inner	5-760X
YA W39144 [21363]	D44	33.91	30	Outer	5-760X
YA W46101 [21374]	D60	11 3/8	35	Outer	5-733X
YA W46103 [21415]	D60	11.40	30	Outer	5-733X
YA W46104 [21416]	D60	11.40	30	Outer	5-733X
YA W46106 [21690]	D50	9.375	30	Outer	5-799X
YA W48202 [21377]	D60	15.96	35	Inner	5-733X
YA W48204 [21378]	D60	16.17	35	Inner	5-733X
YA W48206 [21379]	D60	18.70	35	Inner	5-733X
YA W48212 [21382]	D60	36.68	35	Inner	5-733X
YA W48214 [21383]	D60	36.97	35	Inner	5-733X
YA W48216 [21384]	D60	34.56	35	Inner	5-733X

FORD AXLES

Ford Truck - Rear

FORD AXLES

Part #	Hollander #	OEM #	Model	Length	Splines	Bolt Pattern	Stud Hole	Brake Pilot	Brg Surface
YA D36113-1 [21076]	447-1167	D5T2-4234-B	D60,D70,D80	35 FF*	35	8 - 3.96	N/A	N/A	N/A
YA D43651-1 [21088]	447-2011	-	D80	37.67 FF*	37	8 - 4.33	N/A	N/A	N/A
YA D46930-2 [21100]	447-2247	-	D80	42.47 FF*	35	8 - 3.96	N/A	N/A	N/A
YA D47037-1 [21463]	-	-	D80	36.21	37	8 - 4.277	0.453	N/A	N/A
YA D47847-2 [21466]	-	-	D80	40.24	35	8 - 4.02	N/A	N/A	N/A
YA D47847-3 [21764]	-	-	D80	38.35	35	8 - 4.02	N/A	N/A	N/A
YA D47847-4 [21763]	-	-	D80	38.74	35	8 - 4.02	N/A	N/A	N/A
YA D47852-1 [21101]	447-2456	-	D80	40 FF	37	8 - 5.22	N/A	N/A	N/A
YA D70867-17X [21124]	-	-	D60	34.25	35	8 - 6.50	.684	4.70	1.71
YA D70867-18X [21125]	447-1508	-	D60	34.14 SF**	35	8 - 6.50	.684	5.00	1.71
YA D75344-1X [21156]	447-2122	-	D60	31.86 SF**	35	8 - 6.50	.684	5.00	1.71
YA D75344-2X [21157]	447-2123	-	D60	34.13 SF**	35	8 - 6.50	.684	5.00	1.71
YA D76002-1X [21476]	-	-	D60	31.36	35	8 - 6.50	.600	5.00	1.71
YA D76002-2X [21477]	-	-	D60	34.08	35	8 - 6.50	.600	5.00	1.71
YA DS110-39.3 [21484]	-	-	S110	39.30	34	8 - 5.25	N/A	N/A	N/A
YA DS110-41.0 [21485]	-	-	S110	41.00	34	8 - 5.25	N/A	N/A	N/A
YA DS111-38.64 [21738]	-	-	S111	38.64	34	8 - 5.25	N/A	N/A	N/A
YA DS111-41.0 [21737]	-	-	S111	41.00	34	8 - 5.25	N/A	N/A	N/A
YA DS135-40.0 [21741]	-	-	S135	40.00	36	8 - 5.30	N/A	N/A	N/A
YA DS135-40.5 [21742]	-	-	S135	40.50	36	8 - 5.30	N/A	N/A	N/A
YA F880047 [21514]	447-2751R	3L2Z-4234-AA	8.8	27.68	31	5 - 4.50	0.600	-	1.620
YA F750002 [21180]	447-1337	E3TZ-4234-B	7.5 & 8.8	26.25	28	5 - 4.50	5.80	2.800	1.400
YA F750004 [21181]	447-1338	E3TZ-4234-C	7.5 & 8.8	29.15	28	5 - 4.50	0.600	2.525	1.400
YA F750005 [21183]	447-1339R	E4TZ-4234-A	7.5 & 8.8	27.68	28	5 - 4.50	0.600	2.525	1.400
YA F750008 [21185]	447-1456L	E69Z-4234-A	7.5 & 8.8	32.25	28	5 - 4.50	0.600	2.525	1.400
YA F880019 [21200]	447-2089	F37Z-4234-B	7.5 & 8.8	30.18	28	5 - 4.50	0.600	2.525	1.400
YA F880020 [21201]	447-2088	F37Z-4234-A	7.5 & 8.8	27.31	28	5 - 4.50	0.600	2.525	1.400
YA F880002 [21189]	447-1340R	E3TZ-4234-D	8.8	31.06	31	5 - 5.50	0.600	2.870	1.620
YA F880003 [21190]	447-1341L	E3TZ-4234-E	8.8	33.06	31	5 - 5.50	0.600	2.870	1.620
YA F880004 [21191]	447-1724R	F1TZ-4234-A	8.8	27.81	31	5 - 4.50	0.600	2.870	1.620
YA F880005 [21192]	447-1725L	F1TZ-4234-B	8.8	30.68	31	5 - 4.50	0.600	2.870	1.620
YA F880006 [21193]	447-1575L	E7UZ-4234-E	8.8	35.75	31	5 - 5.50	0.600	3.415	1.620
YA F880007 [21194]	447-1573R	E7TZ-4234-A	8.8	31.06	31	5 - 5.50	0.600	3.415	1.620
YA F880008 [21195]	447-1574L	E7TZ-4234-B	8.8	33.18	31	5 - 5.50	0.600	2.430	1.620
YA F880014 [21196]	447-2120R	E5TZ-4234-A	8.8	27.81	31	5 - 4.50	0.600	2.870	1.620
YA F880015 [21197]	447-2121L	E5TZ-4234-B	8.8	30.68	31	5 - 4.50	0.600	2.870	1.620
YA F880031 [21203]	447-2304	F75Z-4234-KA	8.8	31.87	31	5 - 135	0.568 / .606	3.415	1.705
YA F880032 [21204]	447-2305	F75Z-4234-KB	8.8	33.50	31	5 - 135	0.568 / .606	3.415	1.705
YA F880033 [21205]	447-2192	F75Z-4234-NA	8.8	31.87	31	5 - 135	0.568 / .606	3.415	1.620
YA F880034 [21206]	447-2193	F75Z-4234-NB	8.8	33.50	31	5 - 135	0.568 / .606	3.415	1.620
YA F880035 [21505]	447-2420	F87Z-4234-AD	7.5 & 8.8	30.25	28	5 - 4.50	0.600	2.800	1.400
YA F880036 [21506]	447-2419	F87Z-4234-AC	7.5 & 8.8	27.25	28	5 - 4.50	0.600	2.800	1.400
YA F900001 [21208]	447-1172	D6TZ-4234-A	9	32.00	31	5 - 5.50	0.600	2.870	1.565
YA F900001-35SP [21209]	Custom Application	-	9	32.00	35	5 - 5.50	0.600	2.870	1.565
YA F900002 [21210]	'66-'75 Bronco RH w/11"X1.75" Brakes	9	29.50	31	5 - 5.50	0.600	2.870	1.565	1.565
YA F900003 [21211]	'66-'75 Bronco LH w/11"X1.75" Brakes	9	27.12	31	5 - 5.50	0.600	2.870	1.565	1.565
YA F900004 [21212]	'74-'75 Bronco RH w/10"X2.5" Brakes	9	29.75	31	5 - 5.50	0.600	2.870	1.565	1.565
YA F900005 [21213]	'74-'75 Bronco LH w/10"X2.5" Brakes	9	27.37	31	5 - 5.50	0.600	2.870	1.565	1.565
YA F900006 [21214]	'76-'77 Bronco RH w/11"X2.25" Brakes	9	29.68	31	5 - 5.50	0.600	2.870	1.565	1.565
YA F900007 [21215]	'76-'77 Bronco LH w/11"X2.25" Brakes	9	27.18	31	5 - 5.50	0.600	2.870	1.565	1.565
YA F900011 [21216]	447-1008R	D3TZ-4235-F	9	29.50	28	5 - 5.50	0.600	2.870	1.375
YA F900012 [21217]	447-1008L	D3TZ-4235-G	9	21.12	28	5 - 5.50	0.600	2.870	1.375
YA F900013 [21218]	447-1009R	D3TZ-4235-H	9	29.31	28	5 - 5.50	0.600	2.870	1.535
YA F900014 [21219]	447-1009L	D3TZ-4235-I	9	26.94	28	5 - 5.50	0.600	2.870	1.565
YA F900015 [21811]	-	9	27.25	28	5 - 5.50	.590	2.87	1.565	1.565
YA F900016 [21812]	-	9	29.62	28	5 - 5.50	.590	2.87	1.565	1.565
YA F975001 [21220]	447-2238	F75Z-4234-MA	9.75	31.81	34	5 - 134 mm	0.586/.606	3.430	1.620
YA F975002 [21221]	447-2239	F75Z-4234-MB	9.75	33.50	34	5 - 134 mm	0.586/.606	3.430	1.620
YA F975003 [21222]	447-2236	F75Z-4234-LA	9.75	31.81	34	5 - 134 mm	0.586/.606	3.430	1.705
YA F975004 [21223]	447-2237	F75Z-4234-LB	9.75	33.50	34	5 - 134 mm	0.586/.606	3.430	1.705
YA F975005 [21224]	447-2484	YL1Z-4234-CA	9.75	31.81	34	5 - 134 mm	0.586/.606	3.430	1.705
YA F975006 [21225]	447-2485	YL1Z-4234-CB	9.75	33.50	34	5 - 134 mm	0.586/.606	3.430	1.705
YA F975011 [21794]	447-0392	-	9.75	33.75	34	6 - 5.310	0.600	3.540	1.705
YA F975012 [21795]	447-0393	-	9.75	35.37	34	6 - 135 mm	0.600	3.540	1.705
YA F975013 [21796]	447-0390	-	9.75	33.75	34	6 - 135 mm	0.600	3.540	1.705
YA F975014 [21797]	447-0391	-	9.75	35.37	34	6 - 135 mm	0.600	3.540	1.705

* FF = Full-Float ** SF = Semi-Float



Continued on next page

Ford Truck - Rear (Cont.)

Part #	Hollander #	OEM #	Model	Length	Splines	Bolt Pattern	Stud Hole	Brake Pilot	Brg Surface
YA F975015 [21798]	447-490R	AL3Z-4234-A	9.75	36.62	34	6 - 135 mm	0.600	3.540	1.705
YA F975016 [21799]	447-491L	AL3Z-4234-B	9.75	38.25	34	6 - 135 mm	0.600	3.540	1.705
YA F975017 [21800]	447-2989R	CL3Z-4234-A	9.75	36.62	35	6 - 135 mm	0.600	3.540	1.705
YA F975018 [21801]	447-2990L	CL3Z-4234-B	9.75	38.25	35				1.705
YA D46930-3 [21461]	447-2600R	-	D70	39.65	35	8 - 2.80	0.446	N/A	N/A
YA D46930-4 [21462]	447-2600L	-	D70	43.00	35	8 - 2.80	0.446	N/A	N/A
YA F100003 [21488]	447-2922	6L3Z-4234-F	10.25	33.62	35	7 - 4.59	0.600	3.440	1.705
YA F100004 [21489]	447-2923	6L3Z-4234-G	10.25	35.31	35	7 - 4.59	0.600	3.440	1.705
YA F100005 [21490]	447-2386R	F75Z-4234-PA	10.25	31.75	35	7 - 4.59	0.600	3.440	N/A
YA F100007 [21492]	447-2447	F81Z-4234-AA	10.25/10.5	35.00	35	8 - 2.79	0.518	NA	N/A
YA F100008 [21493]	447-2488	F81Z-4234-AB	10.25-10.5	37.19	35	8 - 2.79	0.518	NA	N/A
YA F880010 [21502]	447-2230	F37Z-4234-A	8.8	31.12	31	'93-'96 F150 Lightning, RH		3.540	1.62
YA F880011 [21503]	447-2230	F37Z-4234-B	8.8	30.25	31	'93-'96 F150 Lightning, LH		3.540	1.62
YA F880019 [21200]	447-2089	F37Z-4234-B	7.5/8.8	30.19	28	5 - 4.28	0.580	2.520	1.4
YA F880020 [21201]	-	F37Z-4234-A	8.8	27.31	28	5 - 4.28	0.580	2.520	1.4
YA F880045 [21512]	447-2835R	7L3Z-4234-A	8.8	33.75	31	6 - 5 1/4	0.605	3.540	1.705
YA F880046 [21513]	447-2836L	7L3Z-4234-C	8.8	35.37	31	6 - 5 1/4	0.605	3.540	1.705
YA F880048 [21515]	447-2752L	3L2Z-4234-AB	8.8	30.625	31	'03 & up Explorer Sport Trac			1.62
YA F880049 [21516]	447-2636BR	1L2Z-4K138-CB	8.8	34.1875	31	'03 & up Explorer, RH, w/o Traction Control			1.62
YA F880050 [21517]	447-2637BL	1L2Z-4K139-CB	8.8	32.150	31	'03 & up Explorer, LH, w/o Traction Control			1.62
YA F880052 [21519]	447-2635L	2L2W-4K138-BA	8.8	32.875	31	'03 & up Explorer, LH, w/Traction Control			1.62
YA F975007 [21537]	447-2920R	6L3Z-4234-B	9.75	33.75	34	6 - 4.60	0.610	3.540	1.705
YA F975008 [21538]	447-2921	7L3Z-4234-D	9.75	35.37	34	6 - 4.60	0.610	3.540	1.705
YA F975009 [21539]	447-2244	YC2Z-4234-DA	9.75	32.12	34	'97-'05 E150 Van, RH	5.90	3.44	1.62
YA F975010 [21540]	447-2245	YC2Z-4234-DB	9.75	34.62	34	'97-'05 E150 Van, LH	5.90	3.44	1.62

* FF = Full-Float ** SF = Semi-Float

Ford Bronco Axle Upgrade Kits

Part #	Model	Splines	Description
YA FBRONCO-1-28 [21226]	9	28	Small Brg (Kit Only)
YA FBRONCO-2-28 [21227]	9	28	'66-'75 w/1-3/4" Brakes (Kit Only w/Tapered Timken Brgs)
YA FBRONCO-3-28 [21544]	9	28	'76-'77 w/2-1/4" Brakes (Kit Only w/Tapered Timken Brgs)
YA FBRONCO-2-31 [21228]	9	31	'66-'75 w/1-3/4" Brakes (Kit Only w/Tapered Timken Brgs)
YA FBRONCO-3-31 [21229]	9	31	'76-'77 w/2-1/4" Brakes (Kit Only w/Tapered Timken Brgs)
YA FBRONCO-4-31 [21230]	9	31	'74-'75 w/2-1/2" Brakes (Kit Only w/Tapered Timken Brgs)
YA FBRONCO-2-35 [21543]	9	35	'66-'75 w/1-3/4" Brakes (Kit Only w/Tapered Timken Brgs)
YA FBRONCO-3-35 [21545]	9	35	'76-'77 w/2-1/4" Brakes (Kit Only w/Tapered Timken Brgs)
YA FBRONCO-4-35 [21547]	9	35	'74-'75 w/2-1/2" Brakes (Kit Only w/Tapered Timken Brgs)

Yukon Ultimate 88 Axle Kit

Part #	Model	Splines	Description
YA WF88-31-KIT [21704]	'95-'02 Explorer	31	Fits '95-'02 Explorer housing, 5 x 4.5" & 5 x 5.5" bolt patterns
YA WF88-31-LH [21705]	Ultimate 88 Kit	30	Ultimate 88 replacement axle, left hand
YA WF88-31-RH [21706]	Ultimate 88 Kit	30	Ultimate 88 replacement axle, right hand



FORD AXLES



GM Passenger Car

Part #	Hollander #	Model	Length	Splines	Bolt Pattern	Stud Hole	Brake Pilot	Brg Surface
YA D3-82-1261X [21064]	'86-'92 Corvette	7.50	27.00	N/A	N/A	N/A	N/A	1.45
YA G12398538 [21237]	447-788	12P	29.75	30	5 - 4.75	0.453	2.810	1.400
YA G12398538-33 [21238]	--	12P	29.75	33	--		KIT ONLY COMPLETE w/ELIMINATOR BRGS	
YA G12398538-3C [21239]	Custom Application	12P	29.75	33	5 - 4.75	0.453	2.810	1.400
YA G1255800 [21578]	447-789	8.2	28.62	28	5 - 4.75	0.453	2.810	1.400
YA G1255802 [21242]	447-912	8.2 & 8.5	30.25	28	5 - 4.75	0.453	2.810	1.400
YA G1255802-SH [21244]	447-912	8.2 & 8.5	30.25	28	5 - 4.75	0.453	2.780	1.400
YA G1255802-30 [21243]	Custom Application	8.5	30.25	30	5 - 4.75	0.453	2.810	1.400
YA G1255803 [21245]	447-787	8.2 & 8.5	29.50	28	5 - 4.75	0.453	2.810	1.400
YA G1255803-SH [21246]	447-787	8.2 & 8.5	29.50	28	5 - 4.75	0.453	2.780	1.400
YA G22506477 [21261]	447-1137	7.5 & 7.625	30.50	26	5 - 4.75	0.453	2.780	1.400
YA G22515440 [21587]	447-1301	7.5 & 7.625	30.31	26	5 - 4.75	0.484	2.780	1.400
YA G22515441 [21262]	447-1302	7.5 & 7.625	30.31	26	5 - 4.75	0.484	2.780	1.400
YA G25501599 [21426]	447-1205	8.5	30.31	28	5 - 5.00	0.513	3.055	1.400
YA G26014036 [21595]	447-1668	8.5	30.43	28	5 - 4.75	0.431	2.780	1.400
YA G26014037 [21596]	447-1664	8.5	30.37	30	5 - 5.00	0.515	2.780	1.400
YA G26018080 [21278]	447-1858	8.5	30.37	30	5 - 5.00	0.484	3.055	1.400
YA G26019539 [21599]	447-1870	7.5 & 7.625	30.43	26	5 - 5.00	0.484	3.055	1.400
YA G26027588 [21602]	447-1960	7.625	32.12	28	5 - 4.75	0.484	2.780	1.400
YA G26034018 [21279]	447-1776	7.625	30.37	28	5 - 4.75	0.484	2.780	1.400
YA G26043163 [21611]	447-1664	8.5	31.06	28	5 - 5.00	0.484	3.055	1.400
YA G26043164 [21612]	447-2170	8.5	31.06	30	5 - 5.00	0.484	3.055	1.400
YA G26050549 [21280]	--	7.625	28.10	28	5 - 4.75	0.453	2.780	1.400
YA G26059962 [21623]	447-2343	7.625	31.93	28	5 - 4.75	0.484	2.780	1.400
YA G26059972 [21624]	447-2342	7.625	32.12	28	5 - 4.75	0.484	2.780	1.400
YA G26063144 [21626]	447-2047	7.625	31.85	28	5 - 4.75	0.484	2.780	1.400
YA G26063146 [21282]	447-1961	7.625	32.12	28	5 - 4.75	0.484	2.780	1.400
YA G3929165-L [21631]	--	55P	28.87	17	5 - 4.75	0.453	2.810	1.382
YA G3929165-R [21632]	--	55P	30.25	17	5 - 4.75	0.453	2.810	1.382
YA G3969285 [21285]	447-913	12P	30.12	30	5 - 4.75	0.453	2.810	1.400
YA G3969285-3C [21287]	Cust. Application	12P	30.12	33	5 - 4.75	0.453	2.810	1.400
YA G3969285-33 [21286]	--	12P	30.12	33	--		KIT ONLY COMPLETE w/ELIMINATOR BRGS	
YA G3985720 [21636]	--	12P	31.37	30	5 - 4.50	0.453	2.810	1.620
YA G551818 [21288]	447-1208	7.5 & 7.625	28.43	26	5 - 4.75	0.484	2.780	1.400
YA G551818-HD [21793]	--	7.5	28.43	26	5 - 4.75		2.780	1.400
YA G55PKIT-A [21637]	--	55P		17	5 - 4.75	--	2.810	1.382
YA G55PKIT-B [21638]	--	55P		17	5 - 4.75	--	2.810	1.382
YA G8.2BOP-L [21289]	--	8.2BOP	29.87	28	5 - 4.75	0.453	2.780	1.382

GM Truck - Front

Part #	Model	Length	Splines	Location	U/Joint
YA D27902-1X [21050]	D44	18.50	30	Inner	5-760X
YA D27902-2X [21054]	D44	36.25	30	Inner	5-760X
YA D2-82-1221 [21043]	D44	9.94	19	Outer	5-760X
YA D29833-1X [21061]	D44	28.70 overall	30 inner	Assm	5-760X
YA D29833-2X [21062]	D44	46.60 overall	30 inner	Assm	5-760X
YA D29903-1X [21063]	D44	19.10	30	Inner	5-760X
YA D3-82-871 [21065]	D70	12.00	35	Outer	5-733X
YA D40955 [21085]	D60	12.00	30	Outer	5-733X
YA D41677 [21086]	D44	9.94	19	Outer	5-760X
YA D660182-2 [21117]	D60	35.10	35	Inner	5-733X
YA D660182-5 [21119]	D60	17.67	35	Inner	5-733X
YA D660182-6 [21120]	D60	35.10	35	Inner	5-733X
YA D660276-1 [21122]	8.5	35.50	28	Inner	5-760X
YA G12471491 [21562]	8.25	19.60	28	Inner	N/A
YA G12479153 [21566]	9.25	20.50	33	Inner	N/A
YA G26009627 [21590]	LH Stub Axle, 9.25IFS	5.87	33	Inner	CV
YA G26015323 [21597]	8.5	35.46	30	Inner	5-760X
YA G26015324 [21598]	8.5	19.15	30	Inner	5-760X
YA G26031836 [21604]	RH Stub Axle, 9.25IFS	15.00	33	Inner	CV
YA G26034185 [21605]	7.2	14.95	26	Inner	CV
YA G26058813 [21618]	8.25	5.06	28	Inner	N/A
YA G26058832 [21619]	8.25	14.60	28	Inner	N/A
YA G26059716 [21621]	9.25	15.25	33	Outer	N/A

GM Truck - Front 4340 Chromoly

Part #	Model	Length	Splines	Location	U/Joint
YA W38815 [21355]	8.5	9.94	19	Outer	5-760X
YA W39252 [21365]	8.5	19.15	28	Inner	5-760X
YA W39253 [21366]	8.5	35.46	28	Inner	5-760X
YA W39254 [21367]	8.5	19.15	30	Inner	5-760X
YA W39255 [21368]	8.5	35.46	30	Inner	5-760X
YA W39529 [21372]	D44	36.13	30	Inner	5-760X
YA W46100 [21373]	D60	12.00	35	Outer	5-733X
YA W46105 [21376]	D60	12.00	30	Outer	5-733X
YA W48208 [21380]	D60	17.67	35	Inner	5-733X
YA W48210 [21381]	D60	35.10	35	Inner	5-733X

GM Truck - Rear

Part #	Hollander #	Model	Length	Splines	Bolt Pattern	Stud Hole	Brake Pilot	Brg Surface
YA D45553-2 [21096]	447-2036	D60,D70,D80	39.00	35	FF 8 - 3.96	N/A	N/A	N/A
YA D45553-3 [21097]	447-2035	D60,D70,D80	36.65	35	FF 8 - 3.96	N/A	N/A	N/A
YA G12471369 [21240]	447-2457	8.6	33.75	30	6 - 5.50	0.600	3.090	1.620
YA G14030355-7.5 [21249]	447-01310	7.5	26.87	26	5 - 4.75	0.484	2.780	1.400
YA G14035355 [21250]	447-1347L	9.5	35.93	33	8 - 6.50	0.600	4.620	1.700
YA G14035368 [21251]	447-1329	7.5 & 7.625	29.06	26	5 - 4.75	0.484	2.780	1.400
YA G14035395 [21252]	447-1276	9.5	32.75	33	8 - 6.50	0.600	4.620	1.700
YA G14035542 [21253]	447-1204	8.5	31.31	28	5 - 5.00	0.513	3.090	1.620
YA G14039547 [21254]	447-1300	8.5	31.50	28	6 - 5.50	0.453	3.560	1.620
YA G14042690 [21255]	447-1085	8.5	33.43	28	5 - 5.00	0.513	3.715	1.620
YA G14071750 [21256]	447-1063	12T	31.43	30	6 - 5.50	0.453	3.560	1.620
YA G14071751 [21257]	447-1062	12T	31.43	30	5 - 5.00	0.530	3.055	1.620
YA G14074821 [21581]	447-1409L	7.5 & 7.625	34.80	26	5 - 5.00	0.513	3.090	1.400
YA G14074822 [21582]	447-1409R	7.5 & 7.625	30.50	26	5 - 5.00	0.513	3.090	1.400
YA G15521892 [21258]	447-1608	8.5	33.25	28	6 - 5.50	0.600	3.055	1.620
YA G15521928 [21425]	447-1610	9.5	33.25	33	SF 6 - 5.5	0.600	3.076	1.700
YA G15522066 [21259]	447-1606	8.5	32.00	28	5 - 5.00	0.453	3.090	1.620
YA G15522070 [21260]	447-1615	9.5	32.00	33	8 - 6.50	0.600	4.620	1.700
YA G15812663 [21586]		9.5	34.02	33				
YA G23199121 [21815]		9.5, 9.76	34.62	33	6 - 5.5			1.620
YA G26004859 [21589]	447-1310	7.5 & 7.625	31.06	26	5 - 4.75	0.484	2.780	1.400
YA G26009534 [21265]	447-1599	7.5 & 7.625	26.87	28	5 - 4.75	0.484	2.780	1.400
YA G26010414 [21266]	447-1652	8.5	31.50	30	6 - 5.50	0.453	3.525	1.620
YA G26010415 [21267]	447-1669	8.5	31.50	30	5 - 5.00	0.513	3.090	1.620
YA G26010416 [21268]	447-1671	8.5	33.00	30	6 - 5.50	0.600	3.055	1.620
YA G26010417 [21269]	447-1670	8.5	32.00	30	5 - 5.00	0.600	3.090	1.620
YA G26011054 [21270]	447-2173	7.625	34.87	28	5 - 5.00	0.513	3.090	1.400
YA G26011055 [21271]	447-1764	7.625	30.50	28	5 - 5.00	0.513	3.090	1.400
YA G26011162 [21592]	447-1771	14T FF*	42.00	30	8 - 3.563	0.513	N/A	N/A
YA G26013313 [21272]	447-1672	8.5 & 12T	33.37	30	5 - 5.00	0.513	3.090	1.620
YA G26013882 [21273]	447-1651	7.625	29.00	28	5 - 4.75	0.484	2.780	1.400
YA G26015257 [21274]	447-2173	7.625	34.87	28	5 - 5.00	0.513	3.090	1.400
YA G26015258 [21275]	447-1764	7.625	30.50	28	5 - 5.00	0.513	3.090	1.400
YA G26015260 [21276]	447-1861	7.625	29.12	28	5 - 4.75	0.484	2.780	1.400
YA G26016760 [21277]	-	7.5 & 7.625	31.00	28	5 - 4.75	0.484	2.780	1.400
YA G26020040 [21601]	447-1974	14T FF*	36.63	30	FF 8 - 3.563	0.530	N/A	N/A
YA G26042818 [21608]	447-2172	8.5	33.40	30	5 - 5.00	0.600	3.100	1.620
YA G3893606 [21629]	-	12T	30.75	30	5 - 5.00	0.453	3.055	1.620
YA GM14T-30-35 [21639]	Cut-to-length	14T/11.5	30.50 - 35.0	30	8 - 3.563	N/A	N/A	N/A
YA GM14T-30-42 [21641]	Cut-to-length	14T/11.5	38.2 - 42.2	30	8 - 3.563	N/A	N/A	N/A
YA GM14T-38-35 [21642]	Cut-to-length	14T/11.5	30.50 - 35.0	38	8 - 3.563	N/A	N/A	N/A
YA GM14T-38-38 [21643]	Cut-to-length	14T/11.5	34.8 - 38.8	38	8 - 3.563	N/A	N/A	N/A
YA GM14T-38-42 [21644]	Cut-to-length	14T/11.5	38.2 - 42.2	38	8 - 3.563	N/A	N/A	N/A
YA G3893605 [21284]	447-780	12T	30.75	30	6 - 5.50	0.453	3.055	1.620
YA G3977383 [21633]	447-1775	14T FF*	31.68	30	8 - 3.50	0.530	N/A	N/A
YA G3977384 [21634]	447-1774	14T FF*	37.56	30	8 - 3.50	0.530	N/A	N/A
YA G12471486 [21561]	447-2595	11.5	35.94	30	8 - 2.52	0.540	N/A	N/A
YA G12479016 [21564]	447-2646	8.0	33.25	28	6 - 4.33	0.480	3.090	1.620
YA G12479017 [21565]	447-2645	8.0	31.41	28	6 - 4.32	0.480	3.080	1.620
YA G12479160 [21567]	447-2653L	8.6	33.06	30	6 - 4.32	0.480	3.090	1.620
YA G12479161 [21568]	447-2652R	8.6	31.56	30	6 - 4.32	0.480	3.090	1.620

* FF = Full-Float ** SF = Semi-Float

GM AXLES



Continued on next page

GM Truck - Rear (Cont.)

Part #	Hollander #	Model	Length	Splines	Bolt Pattern	Stud Hole	Brake Pilot	Brg Surface
YA G12479175 [21569]	447-2756	8.6	34.50	30	6 - 4.76	0.600	3.090	1.620
YA G12479210 [21570]	447-2823L	7.625	35.50	28	6 - 4.76	0.600	3.090	1.620
YA G12479211 [21571]	447-2822R	7.625	31.00	28	6 - 4.76	0.600	3.080	1.620
YA G12479214 [21572]	447-2753	9.5	34.75	33	8 - 4.60	0.600	4.620	1.700
YA G12479285 [21573]	447-2755	8.6	33.56	30	6 - 4.77	0.600	3.086	1.620
YA G12479336 [21574]	447-2858R	8	29.80	28	6 - 4.76	0.480	3.970	1.620
YA G12479337 [21575]	447-2859L	8	30.75	28	6 - 4.76	0.480	3.970	1.620
YA G12479338 [21576]	447-2905R	8	28.62	28	6 - 4.76	0.470	3.970	1.620
YA G12479339 [21577]	447-2906L	8	30.75	28	6 - 4.76	0.480	3.970	1.620
YA G15286380 [21583]	447-0190	8.6	34.25	30	6 - 4.76	0.600	3.090	1.620
YA G15812663 [21586]	-	9.5	34.02	33	6 - 4.76	0.600	3.092	1.618
YA G26042927 [21610]	447-2372	14 Bolt	41.94	30	8 - 3.563	0.530	N/A	N/A
YA G26058547 [21281]	447-2347	8.5	30.93	30	5 - 4.75	0.484	2.780	1.620
YA G26050549 [21280]	447-2261	7.625	28.81	28	5 - 4.75	0.480	2.780	1.400
YA G26058079 [21616]	447-2414	8.5	28.81	30	5 - 4.75	0.480	2.780	1.390
YA G26058696 [21617]	447-2316	7.625	26.37	28	5 - 4.75	0.470	2.780	1.390
YA G26058925 [21620]	447-2498	8.5	26.50	30	5 - 4.75	0.470	2.780	1.390
YA G26060414 [21625]	447-2458	9.5	33.31	33	8 - 4.60	0.600	4.620	1.700
YA IRODE0 [21298]	447-58899	7.625	28.25	28	6 - 5.50	0.484	3.055	1.400
YA WGM14T-30-35 [21716]	Cut-to-length	14T	31-35	30	8 - 3.563	0.600	N/A	N/A
YA WGM14T-30-38 [21717]	Cut-to-length	14T/11.5	34.8-38.8	30	8 - 3.563	0.600	N/A	N/A
YA WGM14T-30-42 [21718]	Cut-to-length	14T/11.5	38.2-42.2	30	8 - 3.563	0.600	N/A	N/A
YA WGM14T-38-35 [21719]	Cut-to-length	14T	31-35	38	8 - 3.563	0.600	N/A	N/A
YA WGM14T-38-38 [21720]	Cut-to-length	14T/11.5	34.8-38.8	38	8 - 3.563	0.600	N/A	N/A
YA WGM14T-38-42 [21721]	Cut-to-length	14T/11.5	38.2-42.2	38	8 - 3.563	0.600	N/A	N/A

* FF = Full-Float ** SF = Semi-Float

Jeep - Front

Part #	Model	Length	Splines	Location	U/Joint
YA C5083666 [21030]	D44	38.10	27 / 30 inner	Assm	5-760X
YA C5083667 [21031]	D44	22.21	27 / 30	Assm	5-760X
YA C68004080AA [21454]	D30-JK	41.00	27	Inner	5-760X
YA C68004081AA [21455]	D30-JK	25.25	27	Inner	5-760X
YA C68017180AB [21456]	D44-JK	26.00	32	Inner	5004891
YA C68017183AB [21457]	D44-JK	39.87	32	Inner	5004891
YA D27902-19X [21049]	D44	14.61	30	Inner	5-760X
YA D27902-21X [21051]	D44	16.50	30	Inner	5-760X
YA D36617 [21077]	D30	8.72	27	Stub	5-760X
YA D36859 [21078]	D30	8.72	27	Stub	5-760X
YA D40611 [21084]	D30	6.11	27	Stub	5-760X
YA D43205 [21087]	D30	6.11	27	Stub	5-760X
YA D51737-3 [21105]	D30	41.10 overall	27 / 27	Assm	CV
YA D51737-4 [21106]	D30	23.24 overall	27 / 27	Assm	CV
YA D73918-2X [21143]	D30	38.52 overall	27 inner	Assm	CV
YA D73898-1X [21141]	D30	16.57	27 / 15	Inner	5-760X
YA D75527-1 [21475]	D30	15.80	27	Inner	5-760X
YA D75588-1X [21158]	D30	21.91 overall	27 / 15	Assm	5-760X
YA D75814-1X [21163]	D30	22.7 overall	27 / 27	Assm	5-760X
YA D75814-2X [21164]	D30	38.5 overall	27 / 27	Assm	5-760X
YA D75815-1X [21165]	D30	22.7 overall	27 / 27	Assm	5-760X
YA D75815-2X [21166]	D30	38.50	27 / 27	Assm	5-760X
YA D84394-1 [21482]	D44	31.84	30	Inner	5-760X
YA D84394-2 [21483]	D44	16.96	30	Inner	5-760X

Yukon Rear Axle Kit



Jeep - Front 4340 Chromoly

Part #	Model	Length	Splines	Location	U/Joint
YA W37774 [21341]	D30	8.31"	27	Outer	5-760X
YA W38248 [21344]	D30	8.72"	30	Outer	5-760X
YA W38098 [21420]	D30	8.31"	27	Outer	5-260X
YA W38789 [21345]	D30	27.01"	27	Inner	5-760X
YA W38790 [21346]	D44	32.91"	30	Inner	5-760X
YA W38803 [21347]	D30	14.14"	27	Inner	5-760X
YA W38804 [21348]	D30	28.69"	27	Inner	5-760X
YA W38805 [21349]	D30	15.82"	27	Inner	5-760X
YA W38808 [21352]	D44	14.78"	30	Inner	5-760X
YA W38811 [21667]	D30	16.60"	30	Inner	5-760X
YA W38812 [21668]	D30	32.28"	30	Inner	5-760X
YA W38821 [21358]	D30	16.63"	27	Inner	5-760X
YA W38823 [21675]	D44	16.50"	30	Inner	5-760X
YA W38824 [21676]	D44	35.25"	30	Inner	5-760X
YA W38826 [21678]	D30-JK	34.50"	27	Inner	5-760X
YA W38827 [21679]	D30-JK	18.80"	27	Inner	5-760X
YA W38828 [21680]	D44-JK	19.80"	30	Inner	5004891
YA W38829 [21681]	D44-JK	33.60"	30	Inner	5004891
YA W38831 [21785]	D30	34.50"	27	Inner	5-7166X
YA W38832 [21786]	D30	18.80"	27	Inner	5-7166X
YA W38834 [21831]	D44-JK front	19.11"	30	Inner	5-7166X
YA W38835 [21832]	D44-JK front (w/aftermarket locker only)	34.19"	30	Inner	5-7166X
YA W38836 [21896]	D30-JK (w/aftermarket locker only)	18.8"	30	Inner	5-7166X
YA W38837 [21895]	D30-JK (w/aftermarket locker only)	34.5"	30	Inner	5-7166X
YA W38838 [21894]	D44-JK		35	Inner	
YA W38839 [21893]	D44-JK		35	Inner	
YA W38840 [21903]	D44-JL Rubicon	21.3"	32	Inner	5-7166X
YA W38841 [21904]	D44-JL Rubicon	34.7"	32	Inner	5-7166X
YA W38842 [21911]	D30-JL	19.3"	30	Inner	5-7166X
YA W38843 [21912]	D30-JL	35.10"	27	Inner	5-7166X
YA W38875 [21359]	D30	32.36"	27	Inner	5-760X
YA W39105 [21360]	D44 & D30	8.72"	27	Outer	5-760X
YA W39125 [21361]	D30	6.11"	27	Outer	5-760X
YA W39126 [21683]	D30-JK	6.30"	32	Outer	5-760X
YA W39127 [21684]	D44-JK	6.30"	32	Outer	5004891
YA W39130 [21905]	D30 & D44 JL	6.30"	32	Outer	5-7166X
YA W39339 [21369]	D44	33.19"	30	Inner	5-760X
YA W39459 [21369]	D44	15.80"	30	Inner	5-760X
YA W39461 [21371]	D44	32.12"	30	Inner	5-760X
YA W39601 [21418]	D44	16.96"	30	Inner	5-760X
YA W39602 [21419]	D44	31.84"	30	Inner	5-760X



JEEP AXLES

Jeep - Rear OEM Replacements

Part #	Hollander #	Model	Length	Splines	Bolt Pattern	Stud Hole	Brake Pilot	Brg Surface
YA C5083676 [21437]	447-02717	D44	29.75	30	5 - 4.5	N/A	N/A	N/A
YA C5083677 [21438]	447-02718	D44	29.21	30	5 - 4.5	N/A	N/A	N/A
YA C5033676 [21437]	447-2717	D44	29.75	30	5 - 4 1/2	0.590	2.820	1.550
YA C5033676 [21437]	447-2718	D44	29.25	30	5 - 4 1/2	0.590	2.820	1.550
YA C52070350 [21038]	447-2629	8.25	30.85	29	5 - 4.50	0.652	2.827	1.620
YA C52098902 [21039]	-	8.25	29.72	29	5 - 4.50 & 5 - 5.50	0.597	2.827	1.620
YA C68003272AA [21449]	447-00268	D44	32.00	30	JK, Non-Rubicon, LH & RH	-	-	-
YA C68003533AA [21450]	447-0268	M35	32.94	27	5 - 5.00	0.650	2.820	1.550
YA C68003534AA [21451]	447-0266R	M35	30.87	27	5 - 5.00	0.650	2.820	1.550
YA C68003557AA [21452]	447-00266R	D44	32.62	32	5 - 5.00	0.650	2.820	1.550
YA C68003558AA [21453]	447-00267L	D44	31.25	32	5 - 5.00	0.650	2.820	1.550
YA D44JKNON [21770]	447-268	D44-JK	32.00	30	5 - 5.00	0.600	2.820	1.550
YA D44JKRUB-L [21771]	447-0266R	D44-JK	31.25	32	5 - 5.00	0.600	2.820	1.550
YA D44JKRUB-R [21772]	447-0267	D44-JK	32.62	32	5 - 5.00	0.600	2.820	1.550
YA D72912-1X [21134]	447-1799R	M35	29.00	27	5 - 4.50	0.600	2.840	1.360
YA D72912-2X [21135]	447-1799L	M35	30.50	27	5 - 4.50	0.660	2.840	1.360
YA D73879-1X [21139]	447-1797BR	M35	29.25	27	5 - 4.50	0.600	2.828	1.400
YA D73879-2X [21140]	447-1797BR	M35	30.68	27	5 - 4.50	0.600	2.828	1.400
YA D74356-1X [21144]	447-2204R	M35	29.25	27	5 - 4.50	0.600	2.828	1.400
YA D74356-2X [21145]	447-2204L	M35	30.68	27	5 - 4.50	0.600	2.828	1.400
YA D74789-1X [21150]	447-2081R	M35	29.25	27	5 - 4.50	0.600	2.828	1.400
YA D74789-2X [21151]	447-2081L	M35	30.68	27	5 - 4.50	0.600	2.828	1.400
YA D74871-1X [21152]	447-2232R	D44HD	29.37	30	5 - 4.50	0.600	2.828	1.400
YA D74871-2X [21152]	447-2232L	D44HD	30.37	30	5 - 4.50	0.600	2.828	1.400
YA D75786-1X [21161]	447-2416R	D44	29.75	30	5 - 4.50	0.600	2.828	1.560
YA D75786-2X [21162]	447-2416L	D44	29.25	30	5 - 4.50	0.600	2.828	1.560
YA D76454-1X [21167]	447-2463	D44-SUPER	29.25	30	5 - 5.00	0.600	2.828	1.380
YA D76454-2X [21168]	447-2464	D44-SUPER	32.25	30	5 - 5.00	0.600	2.828	1.380
YA D76454-3X [21169]	447-2465	D44-SUPER	30.25	30	5 - 5.00	0.600	2.828	1.380
YA D76454-4X [21170]	447-2466	D44-SUPER	31.75	30	5 - 5.00	0.600	2.828	1.380
YA D76467-3X [21171]	447-2461	M35	30.93	27	5 - 5.00	0.600	2.828	1.380
YA D76467-4X [21172]	447-2462	M35	31.74	27	5 - 5.00	0.600	2.828	1.400
YA M20-8127070 [21646]	-	M20	26.25	29	separate hub	N/A	N/A	1.377
YA M20-8127071 [21647]	-	M20	29.37	29	separate hub	N/A	N/A	1.377
YA M20-8133730 [21648]	-	M20	HUB	HUB	5 - 5.50	0.600	4.160	N/A
YA M20-8133885 [21649]	-	M20	28.62	29	separate hub	N/A	N/A	1.377
YA M20-8133886 [21650]	-	M20	31.62	29	separate hub	N/A	N/A	1.377
YA M35B-27-LH-E [21651]	447-1799L	M35	30.50	27	5 - 4.50	0.600	2.828	1.380
YA M35B-27-RH-E [21653]	447-1799R	M35	29.00	27	5 - 4.50	0.600	2.828	1.380
YA M35C-27-L [21303]	-	M35	30.69	27	5 - 4.50	0.600	2.828	1.400
YA M35C-27-R [21305]	-	M35	29.25	27	5 - 4.50	0.600	2.828	1.400
YA M35B-27-LH-L [21652]	447-2462	M35	31.74	27	5 - 4.50	0.600	2.828	1.380
YA M35B-27-RH-L [21654]	447-2461	M35	30.25	27	5 - 4.50	0.600	2.828	1.380
YA M35B-30-LH-E [21301]	-	M35	30.50	30	5 - 4.50	0.600	2.828	1.400
YA M35B-30-RH-E [21302]	-	M35	29.00	30	5 - 4.50	0.600	2.828	1.400

Jeep - Rear 4340 Heavy Duty

Part #	Hollander #	Model	Length	Splines	Bolt Pattern	Stud Hole	Brake Pilot	Brg Surface
YA M35B-30-L [21307]	-	M35	29.00"	30	5 - 4.50	0.600	2.840	1.380
YA M35B-30-R [21308]	-	M35	30.50"	30	5 - 4.50	0.600	2.840	1.380
YA M35C-30-L [21307]	-	M35	30.68"	30	5 - 4.50	0.600	2.828	1.400
YA M35C-30-R [21308]	-	M35	29.25"	30	5 - 4.50	0.600	2.828	1.400
YA WM35C-27-L-HD [21304]	-	M35	30.68"	27	5 - 4.5 & 5 - 5.5"	Screw in 1/2-20	2.828	1.400
YA WM35C-27-R-HD [21306]	-	M35	29.25"	27	5 - 4.5 & 5 - 5.5"	Screw in 1/2-20	2.828	1.400
YA WM35C-30-L-HD [21722]	-	M35	30.68"	30	5 - 4.5 & 5 - 5.5"	Screw in 1/2-20	2.828	1.400
YA WM35C-30-R-HD [21723]	-	M35	29.25"	30	5 - 4.5 & 5 - 5.5"	Screw in 1/2-20	2.828	1.400
YA WD44-30-32.0 [21703]	-	D44	26" to 32" Cut To Fit	30	5 - 4.5, 5 - 5.0, 5 - 5.50	0.60, 0.64, 0.60	2.827	1.560
YA WD44-32-31.2 [21808]	-	D44	31.25"	32				
YA WD44-32-32.6 [21809]	-	D44	32.62"	32				
YA WD44-35-32.0 [21750]	-	D44	22.00" to 31.75"	35	5 - 4.5, 5 - 5.0, 5 - 5.50	0.600, 0.640, 0.600	2.827	1.560
YA WD44JKNON-K [21830]	Inclids brg, seal, studs	D44	32"	30	5 - 5.0	0.600	2.820	1.550
YA WD44JKRUB-L-K [21826]	Inclids brg, seal, studs	D44	31.25"	32	5 - 5.0	0.600	2.820	1.550
YA WD44JKRUB-Rtk [21827]	Inclids brg, seal, studs	D44	32.6"	32	5 - 5.0	0.600	2.820	1.550
YA WD35JL-29-32.3 [21915]		D35-JL	32.3"	29				
YA WD44JL-32-32.2 [21901]		D44-JL	32.2"	32				
YA WD44JL-32-33.9 [21902]		D44-JL	33.9"	32				
YA WD44JLRUB-L-K [21907]		D44-JL	32.2"	32				
YA WD44JLRUB-R-K [21908]		D44-JL	33.9"	32				

Yukon Ultimate 35 Axle Kits

Part #	Model	Splines	Description
YA M35W-1-30-D [21309]	'87-'90 Wrangler & Cherokee	30	Bolt in axle kit w/Detroit Locker
YA M35W-1-30-ZIP [21655]	'87-'90 Wrangler & Cherokee	30	Bolt in axle kit w/Yukon Zip Locker
YA M35W-2-30-ZIP [21657]	'90-'02 Wrangler & Cherokee	30	C/Clip axle kit w/Yukon Zip Locker

Model 20 One Piece HD Axle Kits

Part #	Model	Splines	Description
YCJL [21391]	M20	29	83-86 CJ 5, CJ 7 & CJ 8
YCJQ [21392]	M20	29	Quadratrack
YCJS [21393]	M20	29	'76-83 CJ-5, '76-81 CJ-7

Chromoly 4340 Front Axle Kits

Part #	Description	U/Joint
YA TNOBIRF-A [21317]	Toyota 8 30 spl Kit Only Complete w/Spindles & U/Joint s	5-760X
YA TNOBIRF-A-SJ [21318]	Toyota 8 30 spl Kit Only Complete w/Spindles & Super Joints	5-760X
YA W24106 [21319]	D30 27spl 4340 Front Axle Kit, w/297X, '72-'81 CJ Jeep	5-760X
YA W24108 [21320]	D30 27spl 4340 Front Axle Kit, w/Super-Joint, '72-'81 CJ Jeep	5-760X
YA W24110 [21321]	D30 27spl 4340 Front Axle Kit, w/297X, '84-'90 XJ, '97 & up T.J. 87&Up Wrangler	5-760X
YA W24112 [21322]	D30 27spl 4340 Front Axle Kit, w/Super-Joint, '84-'90 XJ, '97 & up T.J. 87&Up Wrangler, Not for daily driven vehicles	5-760X
YA W24114 [21323]	D30 27spl 4340 Front Axle Kit, w/297X, '82-'86 CJ Jeep	5-760X
YA W24116 [21324]	D30 27spl 4340 Front Axle Kit, w/Super-Joint, '82-'86 CJ Jeep	5-760X
YA W24118 [21325]	GM 8.5" 28spl 4340 Front Axle Kit, w/297X, '79-'87 1/2 Ton Trk & Blazer	5-760X
YA W24120 [21326]	GM 8.5" 28spl 4340 Front Axle Kit, w/Super-Joint, 79-87 1/2 Ton Trk & Blazer	5-760X
YA W24122 [21327]	GM 8.5" 30spl 4340 Front Axle Kit, w/297X, '79 & up 1/2 Ton Trk & Blazer	5-760X
YA W24124 [21328]	GM 8.5" 30spl 4340 Front Axle Kit, w/Super-Joint, 79 & up 1/2 Ton Trk & Blazer	5-760X
YA W24126 [21329]	D44 27/30spl 4340 Front Axle Kit, w/297X, '71-'80 Scout	5-760X
YA W24128 [21330]	D44 27/30spl 4340 Front Axle Kit, w/Super-Joint, 71-80 Scout	5-760X
YA W24130 [21331]	D44 19/30spl 4340 Front Axle Kit, w/297X, '71-'77 Bronco	5-760X
YA W24132 [21332]	D44 19/30spl 4340 Front Axle Kit, w/Super-Joint, '71-'77 Bronco	5-760X
YA W24134 [21333]	D44 19/30spl 4340 Front Axle Kit, w/297X, Bronco & F150	5-760X
YA W24136 [21334]	D44 19/30spl 4340 Front Axle Kit, w/Super-Joint, Bronco & F150	5-760X
YA W24138 [21335]	D44 19/30spl 4340 Front Axle Kit, w/297X, '80-'84 Wagoneer	5-760X
YA W24140 [21336]	D44 19/30spl 4340 Front Axle Kit, w/Super-Joint, '80-'84 Wagoneer	5-760X
YA W24142 [21337]	D44 19/30spl 4340 Front Axle Kit, w/297X, '74-'79 Wagoneer, Drum Brake	5-760X
YA W24144 [21338]	D44 19/30spl 4340 Front Axle Kit, w/Super-Joint, '74-'79 Wagoneer, Drum Brake	5-760X
YA W24146 [21339]	D44 19/30spl 4340 Front Axle Kit, w/297X, '74-'79 Wagoneer, Disc Brake	5-760X
YA W24148 [21340]	D44 19/30spl 4340 Front Axle Kit, w/Super-Joint, '74-'79 Wagoneer, Disc Brake	5-760X
YA W24150 [21413]	D44 19/30spl 4340 Front Axle Kit, w/297X, '69-'80 GM Trk & Blazer	5-760X
YA W24152 [21414]	D44 19/30spl 4340 Front Axle Kit, w/Super-Joint, '69-'80 GM Trk & Blazer	5-760X
YA W24154 [21662]	D44 27/30spl 4340 Front Axle Kit, w/297X, T.J. Rubicon	5-760X
YA W24156 [21663]	D44 27/30spl 4340 Front Axle Kit, w/Super-Joint, T.J. Rubicon, Not for daily driven vehicles	5-760X
YA W24160 [21664]	D30 30spl 4340 Front Axle Kit, w/297X, T.J./YJ/XJ/ZJ	5-760X
YA W24160-YGL [21757]	D30 30spl 4340 Front Axle Kit, w/297X, T.J./YJ/XJ/ZJ, includes Grizzly Locker	5-760X
YA W24160-YZL [21806]	D30 30spl 4340 Front Axle Kit, w/297X, T.J./YJ/XJ/ZJ, includes Zip Locker	5-760X
YA W24162 [21665]	D30 30spl 4340 Front Axle Kit, w/Super Joints, T.J./YJ/XJ/ZJ, Not for daily driven vehicles	5-760X
YA W24162-YGL [21758]	D30 30spl 4340 Front Axle Kit, w/Super Joints, T.J./YJ/XJ/ZJ, includes Grizzly Locker, Not for daily driven vehicles	5-760X
YA W24162-YZL [21807]	D30 30spl 4340 Front Axle Kit, w/Super Joints, T.J./YJ/XJ/ZJ, includes Zip Locker, Not for daily driven vehicles	5-760X
YA W24164 [21744]	D30 27spl 4340 Front Axle Kit, w/297X, '07-'12 JK	5-760X
YA W24166 [21745]	D30 27spl 4340 Front Axle Kit, w/Super Joints, '07-'12 JK, Not for daily driven vehicles	5-760X
YA W24168 [21773]	D44 JK Rubicon 4340 Front Axle Kit w/7166X	
YA W24170 [21822]	D30 JK non-Rubicon 4340 Front Axle Kit w/7166X	
YA W24172 [21906]	D44 JL Rubicon 4340 Front Axle Kit FAD DELETE w/ 7166X	
YA W24174 [21913]	D30 JL 27spl 4340 Front Axle Kit FAD DELETE w/ 7166X	
YA W25000 [21779]	Chrysler 9.25 '03-'08 Front Axle Kit w/925X	
YA W25002 [21823]	Chrysler 9.25 '10-'13 Front Axle Kit w/926X	
YA W26002 [21396]	D60 '77-'91 GM 35spl 4340 Front Axle Kit w/733X	5-733X
YA W26004 [21397]	D60 '77-'91 GM 35spl 4340 Front Axle Kit w/Super-Joint	5-733X
YA W26006 [21394]	D60 '77-'91 GM 30/35spl 4340 Front Axle Kit w/733X	5-733X
YA W26008 [21395]	D60 '77-'91 GM 30/35spl 4340 Front Axle Kit w/Super-Joint	5-733X
YA W26010 [21398]	D60 '78-'79 Ford SNO FIGHTER 35spl 4340 Front Axle Kit	5-733X
YA W26012 [21399]	D60 '78-'79 Ford SNO FIGHTER 35spl 4340 Front Axle Kit w/Super-Joint	5-733X
YA W26014 [21400]	D60 '85-'88 Ford 35spl 4340 Front Axle Kit w/733X	5-733X
YA W26016 [21401]	D60 '85-'88 Ford 35spl 4340 Front Axle Kit w/Super-Joint	5-733X
YA W26018 [21402]	D60 '88-'98 Ford 35spl 4340 Front Axle Kit w/733X	5-733X
YA W26020 [21403]	D60 '88-'98 Ford 35spl 4340 Front Axle Kit w/Super-Joint	5-733X
YA W26022 [21404]	D60 '79-'93 Dodge 30/35spl 4340 Front Axle Kit w/733X	5-733X
YA W26024 [21405]	D60 '79-'93 Dodge 30/35spl 4340 Front Axle Kit w/Super-Joint	5-733X
YA W26026 [21406]	D60 '79-'93 Dodge 35spl 4340 Front Axle Kit w/733X	5-733X
YA W26028 [21407]	D60 '79-'93 Dodge 35spl 4340 Front Axle Kit w/Super-Joint	5-733X
YA W26030 [21761]	'94-'99 D60 Dodge CAD delete kit, 30spl, 2500/3500	5-733X
YA W26032 [21762]	'94-'99 D60 Dodge CAD delete kit, 35spl, 2500/3500	5-733X
YA W24168 [21773]	D44 JK Rubicon Front Axle Kit, w/ 7166	5-7166X
YA W39147-KIT [21364]	D30 Disconnect Block Off Plate & Seal Kit, 27 spline	-
YA W39147-KIT-30 [21429]	D30 Disconnect Block Off Plate & Seal Kit, 30 spline	-

AXLE KITS



Blank - Not Splined Front Axles (unfinished)

Part #	Model	Length	Description
YA W51553-1541S [21385]	D44 & D30	22.00	Blank 760X Frnt Inner Axle (Not Splined) 1541H Alloy
YA W61554-4340L [21387]	D44 & D30	36.25	Blank 760X Frnt Inner Axle (Not Splined) 4340 Alloy
YA W81556-4340L [21389]	D60	38.00	Blank 760X Frnt Inner Axle (Not Splined) 4340 Alloy
YA W81556-4340X [21390]	D44	42.00	Blank 760X Frnt Inner Axle (Not Splined) 4340 Alloy

Blank - Not Splined Rear Axles (unfinished)

Part #	Type	Length	Description
YA BFF30-40 [21002]	Full Float	40.00"	D60, 30 spline, 8 - 4.00" pattern
YA BFF30-40-ND [21003]	Full Float	40.00"	D60, 30 spline, not drilled
YA BFF35-40 [21004]	Full Float	40.00"	D60/D70/D80, 35 spline, 8 - 4.00" pattern
YA BFF35-40-ND [21005]	Full Float	40.00"	D60/D70/D80, 35 spline, not drilled
YA BSF1-9/16-40 [21430]	Bolt-in	35.50"	Ford 9", for 40 spline applications
YA BSF10-12-1620 [21007]	C/Clip	34.44"	1.340" diameter, 31 spline max, 1.620" bearing journal, 3.560" brake pilot
YA BSF10-1400 [21006]	C/Clip	33.42"	1.210" diameter, 28 spline max, 1.400" bearing journal, 2.815" brake pilot
YA BSF2-1/16-31 [21010]	Bolt-in	33.92"	31 spline max, 1.533" bearing journal
YA BSF2-1/2-31 [21011]	Bolt-in	33.92"	31 spline max, 1.564" bearing journal, Chrysler 8.75"
YA BSF2-1/4-31 [21012]	Bolt-in	33.92"	31 spline max, 1.564" bearing journal
YA BSF2-1/4-35 [21013]	Bolt-in	33.92"	35 spline max, 1.564" bearing journal
YA BSF2-1/8-28 [21014]	Bolt-in	33.00"	28 spline max, 1.380" bearing journal
YA BSF2-3/8-27 [21752]	Bolt-in	22.25"	28 spline max, 1.380" bearing journal

Misc. Front & Rear Axles

Part #	Hollander # OEM #	Model	Length	Splines	Bolt Pattern	Type
YA D2005994-1 [21833]		M226	34.03	32		
YA D27902-19X [21049]	N/A	-	D44	14.61	30	N/A Inner
YA FF30-33.5 [21548]	N/A	-	D60	31 to 33.5 Cut To Fit	30	8 - 3.96 Full-Float
YA FF30-36.5 [21231]	N/A	-	D60	34 to 36.5 Cut To Fit	30	8 - 3.96 Full-Float
YA FF30-39.5 [21549]	N/A	-	D60	37 to 39.5 Cut To Fit	30	8 - 3.96 Full-Float
YA FF35-33.5 [21232]	N/A	-	D60,D70,D80	31 to 33.5 Cut To Fit	35	8 - 3.96 Full-Float
YA FF35-36.5 [21233]	N/A	-	D60,D70,D80	34 to 36.5 Cut To Fit	35	8 - 3.96 Full-Float
YA FF35-39.5 [21234]	N/A	-	D60,D70,D80	37 to 39.5 Cut To Fit	35	8 - 3.96 Full-Float
YA FF35-43.5 [21550]	N/A	-	D60,D70,D80	40 to 43.5 Cut To Fit	35	8 - 3.96 Full-Float
YA FF37-36.5 [21551]	N/A	-	D80	34 to 36.5 Cut To Fit	37	8 - 3.96 Full-Float
YA FF37-39.5 [21552]	N/A	-	D80	35.5 to 39.5 Cut To Fit	37	8 - 3.96 Full-Float
YA FF37-43.5 [21553]	N/A	-	D80	39.5 to 43.5 Cut To Fit	37	8 - 3.96 Bolt-in
YA T35140 [21658]	N/A	-	T8	26.75	30	6 - 5.50 Bolt-in
YA T35310 [21659]	N/A	-	T8 & TV6	28.50	30	- Bolt-in
YA T35340 [21739]	-	-	T100/4Runner	29.25	30	6 - 5.50 Front Intermediate
YA T35350 [21660]	N/A	-	TV6	29.25	30	-
YA T4133734020 [21661]	N/A	-	SD223AD	-	-	- Full-Float
YA TD60-35-KIT [21316]	6X4.5 bolt pattern 35 spline "Conversion Axles to convert a D60 to 6 lug using Toyota bearings and brakes, to be used with Toyota housing ends part # YAHE-TD60"					
YA TD60-35 [21658]	Replacement axle for YA TD60-35-KIT					
YA WT8-30-29.0-SH [21755]	N/A	-	T8 & TV6	26.62 to 29.26 Cut To Fit	30	6 - 5.50 Full-Float
YA WFF30-33.5 [21707]	N/A	-	D60	31 to 33.5 Cut To Fit	30	8 - 3.96 Full-Float
YA WFF30-36.5 [21708]	N/A	-	D60	34 to 36.5 Cut To Fit	30	8 - 3.96 Full-Float
YA WFF35-33.5 [21709]	N/A	-	D60,D70,D80	31 to 33.5 Cut To Fit	35	8 - 3.96 Full-Float
YA WFF35-36.5 [21710]	N/A	-	D60,D70,D80	34 to 36.5 Cut To Fit	35	8 - 3.96 Full-Float
YA WFF35-39.5 [21711]	N/A	-	D60,D70,D80	35.5 to 39.5 Cut To Fit	35	8 - 3.96 Full-Float
YA WFF35-43.5 [21712]	N/A	-	D60,D70,D80	39.5 to 43.5 Cut To Fit	35	8 x 3.96 Bolt-in
YA WFF37-36.5 [21713]	N/A	-	D80	34 to 36.5 Cut To Fit	37	8 x 3.96 Full-Float
YA WFF37-39.5 [21714]	N/A	-	D80	35.5 to 39.5 Cut To Fit	37	8 - 3.96 Full-Float
YA WFF37-43.5 [21715]	N/A	-	D80	39.5 to 43.5 Cut To Fit	37	8 - 3.96 Full-Float
YA WT8-30-29.0 [21724]	N/A	-	T8 & TV6	26.62 to 29.26 Cut To Fit	30	6 - 5.50 Full-Float



Yukon Rear Axles

U/Joint

Part #	Description
YUJ1153 [42001]	1350 to Mechanics 3R conversion u/joint
YUJ1203 [42002]	1330 u/joint, w/ zerk
YUJ1310 [42003]	1310 Lifetime u/joint, w/o zerk
YUJ1330 [42004]	1330 Lifetime u/joint, w/o zerk
YUJ134 [42005]	1310 to 1330 conversion u/joint, w/ zerk
YUJ1435 [42006]	1350 to 1410 conversion u/joint, w/o zerk
YUJ1510 [42007]	Driveline u/joint, '79-'04 Toyota truck, '91-'98 Landcruiser w/ zerk
YUJ153 [42008]	1310 axle u/joint, outside snap rings
YUJ160 [42009]	1410 Driveline u/joint, w/ zerk
YUJ178 [42010]	1350 u/joint, w/ zerk
YUJ260 [42011]	Small 260 axle joint, w/o zerk
YUJ3022 [42012]	1310 to Mechanics 3R conversion u/joint,w/ zerk
YUJ3147 [42013]	Mechanics 3R u/joint, w/zerk
YUJ7166 [42014]	Axle u/joint, JK Rubicon Front
YUJ733 [42015]	1480 u/joint, w/ zerk
YUJ7438 [42016]	1330 u/joint, (2) 1-1/8" caps & (2) 1-1/16" caps
YUJ760 [42017]	1310 lifetime axle u/joint, outside snap rings
YUJ793 [42018]	1330 to Mechanics 3R conversion u/joint, w/o zerk
YUJ795 [42019]	Mechanics 3R u/joint, w/o zerk
YUJ799 [42020]	1350 Lifetime u/joint, w/o zerk
YUJ801 [42021]	1410 Lifetime driveline u/joint, w/o zerk
YUJ803 [42022]	1480 Lifetime driveline u/joint, w/o zerk
YUJ806 [42023]	1480 Lifetime axle u/joint, w/o zerk
YUJ925 [42024]	1485 axle u/joint, w/o zerk

Performance Driveshafts

Part #	Description
YDS001	HD '07-'11 JK front. 1310 U/Joint. Fits 2DRand 4DR. Fits up to 4.5" lifts w/ 35" tires.
YDS002	HD '07-'11 JK rear. 1310 U/Joint. Fits 2DR . Fits up to 4.5" lifts w/ 35" tires.
YDS003	HD '07-'11 JK rear. 1310 U/Joint. Fits 4DR . Fits up to 4.5" lifts w/ 35" tires.
YDS004	OE'07-'11 JK front. 1310 U/Joint. Fits 2DR and 4DR. Recommended up to 2.5" Lift w/ 33" Tires.
YDS005	OE'07-'11 JK rear. 1310 U/Joint. Fits 2DR. Recommended up to 2.5" Lift w/ 33" Tires.
YDS006	OE'07-'11 JK rear. 1310 U/Joint. Fits 4DR. Recommended up to 2.5" Lift w/ 33" Tires.
YDS007	HD '12 & newer JK front. 1310 U/Joint. Fits 2DR and 4DR. Automatic transmission only. Recommended for stock to 4.5" Lifts with up to 35" Tires.
YDS008	HD '12 & newer JK rear. 1310 U/Joint. Fits 2DR. Automatic transmission only. Recommended for stock to 4.5" Lifts with up to 35" Tires.
YDS009	HD '12 & newer JK rear. 1310 U/Joint. Fits 4DR. Automatic transmission only. Recommended for stock to 4.5" Lifts with up to 35" Tires.
YDS010	HD '12 & newer JK front. 1310 U/Joint. Fits 2DR and 4DR. Manual transmission only. Recommended for stock to 4.5" Lifts with up to 35" Tires.
YDS011	HD '12 & newer JK rear. 1310 U/Joint. Fits 2DR. Manual transmission only. Recommended for stock to 4.5" Lifts with up to 35" Tires.
YDS012	HD '12 & newer JK rear. 1310 U/Joint. Fits 4DR. Manual transmission only. Recommended for stock to 4.5" Lifts with up to 35" Tires.
YDS013	OE'12 & newer JK front. 1310 U/Joint. Fits 2DR and 4DR. Automatic transmission only. Recommended up to 2.5" Lift w/ 33" Tires.
YDS014	OE'12 & newer JK rear. 1310 U/Joint. Fits 2DR. Automatic transmission only. Recommended up to 2.5" Lift w/ 33" Tires.
YDS015	OE'12 & newer JK rear. 1310 U/Joint. Fits 4DR. Automatic transmission only. Recommended up to 2.5" Lift w/ 33" Tires.
YDS016	OE'12 & newer JK front. 1310 U/Joint. Fits 2DR and 4DR. Manual transmission only. Recommended up to 2.5" Lift w/ 33" Tires.
YDS017	OE'12 & newer JK rear. 1310 U/Joint. Fits 2DR. Manual transmission only. Recommended up to 2.5" Lift w/ 33" Tires.
YDS018	OE'12-'16 JK rear. 1310 U/Joint. Fits 4DR. Manual transmission only. Recommended up to 2.5" Lift w/ 33" Tires.
YDS019	HD '07-'11 JK front. 1350 U/Joint. Fits 2DR and 4DR. Recommended for stock to 4.5" Lifts with up to 37" Tires.
YDS020	HD '07-'11 JK rear. 1350 U/Joint. Fits 2DR. Recommended for stock to 4.5" Lifts with up to 37" Tires.
YDS021	HD '07-'11 JK rear. 1350 U/Joint. Fits 4DR. Recommended for stock to 4.5" Lifts with up to 37" Tires.
YDS022	HD '12 & newer JK front. 1350 U/Joint. Fits 2DR and 4DR. Automatic transmission only. Recommended for stock to 4.5" Lifts with up to 37" Tires.
YDS023	HD '12 & newer JK rear. 1350 U/Joint. Fits 2DR. Automatic transmission only. Recommended for stock to 4.5" Lifts with up to 37" Tires.
YDS024	HD '12 & newer JK rear. 1350 U/Joint. Fits 4DR. Automatic transmission only. Recommended for stock to 4.5" Lifts with up to 37" Tires.
YDS025	HD '12 & newer JK front. 1350 U/Joint. Fits 2DR and 4DR. Manual transmission only. Recommended for stock to 4.5" Lifts with up to 37" Tires.
YDS026	HD '12 & newer JK rear. 1350 U/Joint. Fits 2DR. Manual transmission only. Recommended for stock to 4.5" Lifts with up to 37" Tires.
YDS027	HD '12 & newer JK rear. 1350 U/Joint. Fits 4DR. Manual transmission only. Recommended for stock to 4.5" Lifts with up to 37" Tires.
YDS028	HD '18 & newer JL Sport front, 1310 U/Joint. Fits 2DR & 4DR. Recommended for stock to 4.5" Lifts with up to 35" tires.
YDS029	HD '18 & newer JL Sport rear, 1310 U/Joint. Fits 4DR. Recommended for stock to 4.5" Lifts with up to 35" tires.
YDS030	OE '18 & newer JL Sport front, 1310 U/Joint. Fits 2DR & 4DR. Recommended for stock to 4.5" Lifts with up to 35" tires.
YDS031	HD '18 & newer JL Sport front, 1350 U/Joint. Fits 2DR & 4DR. Recommended for stock to 4.5" Lifts with up to 37" tires.
YDS032	HD '18 & newer JL Sport rear, 1350 U/Joint. Fits 4DR. Recommended for stock to 4.5" Lifts with up to 37" tires.

Yukon Performance Driveshaft



U/JOINTS & DRIVESHAFTS



Tools

Part #	Description
YT A01 [56024]	9" Spanner Tool, Small-Stock 1970 & Newer Ford
YT A02 [56025]	9" Spanner Tool, fits 9+ Stage Cases
YT A04 [56026]	7.5", 8", V6 & LC Toyota Spanner Tool
YT A05 [56027]	8.75" CHY Spanner Tool
YT A06 [56002]	C7.25", C8.25", & C9.25" Side Adjuster Tool
YT A07 [56028]	Suzuki Samurai Spanner Tool
YT A08 [56029]	8.25" IFS GM Spanner Tool
YT A10 [56081]	9" Spanner Tool, Fits Strange 4.000" Cases
YT A11 [56082]	9" Spanner Tool, Fits Mark Williams 3.812" Cases
YT A12 [56083]	9" Spanner Tool, Fits Strange 3.812" Cases
YT BD-2820 [56003]	Bearing Race Driver D44 (TK 02820)
YT BD-30025 [56004]	Bearing Race Driver TOY V6, TV6, TLC-REV, Tacoma-LOC (TOY30025)
YT BD-30306 [56005]	Bearing Race Driver TOY V6, 8", TLC, Suzuki Samurai (TOY30306)
YT BD-31520 [56006]	Bearing Race Driver D44 (TK 31520)
YT BD-32307 [56007]	Bearing Race Driver Toyota 7.5", 8" (TOY32307)
YT BD-35028 [56008]	Bearing Race Driver Toyota V6, TV6, TLC-REV, Tacoma-LOC (TOY35028)
YT BD-382A [56009]	Bearing Race Driver
YT BD-3920 [56010]	Bearing Race Driver Ford 10.25, 10.50 Axle Bearing (TK 3920)
YT BD-HM803110 [56011]	Bearing Race Driver, Front D60, D70U Rear CHY 8.75-42, GM14T 88 & Older
YT BD-HM804810 [56012]	Bearing Race Driver GM 9.5, 9.25 IFS, Ford 9" HD (TK HM804810)
YT BD-HM807010 [56013]	Bearing Race Driver
YT BD-HM88510 [56014]	Bearing Race Driver
YT BD-HM88610 [56015]	Bearing Race Driver
YT BD-HM89210 [56016]	Bearing Race Driver
YT BD-HM89410 [56017]	Bearing Race Driver
YT BD-HM903210 [56018]	Bearing Race Driver
YT BD-LM104911 [56019]	Bearing Race Driver
YT BD-M802011 [56020]	Bearing Race Driver
YT BD-M804010 [56021]	Bearing Race Driver
YT BD-M86610 [56022]	Bearing Race Driver
YT BD-M88010 [56023]	Bearing Race Driver
YT BDSET [56030]	21 Piece Bearing Race Drive Set (Box_wt_140lbs)
YT BE-01 [56061]	Cross pin bolt extractor kit
YT H27 [56050]	Housing boring tool replacement bit, 35 spline
YT H28 [56068]	Housing boring tool replacement bit, 37 & 38 spline
YT H31 [56051]	Housing boring tool kit, 35 spline
YT H32 [56069]	Housing boring tool kit, 37 & 38 spline
YT P02 [56031]	Side bearing puller adapter for D70HD, D80 & 10.25F
YT P03 [56032]	Side bearing puller small red clamshells (2 Sides)
YT P04 [56033]	Side bearing puller large clamshells (2 Sides)
YT P09 [56056]	Side bearing puller small clamshell retension sleeve
YT P10 [56057]	Side bearing puller tool rack
YT P12 [56059]	Side bearing puller extra large clamshells
YT P13 [56060]	Side bearing puller washer for extra large clamshells
YT P14 [56070]	Side bearing plug adapter for extra large clamshells
YT P20 [56034]	Side Bearing Puller Tool, Differential
YT P21 [56062]	7/8" Bronze Brg Race Punch, 13" Long
YT P22 [56072]	Side bearing puller tool w/extra large clamshell adapters
YT P61 [56063]	Pinion & Axle Seal Puller
YT P70 [56064]	Axle Bearing Puller Tool - Clamshell Style
YT P71 [56065]	Axle Bearing Puller Tool - Plate Style - Toyota's
YT S01 [56035]	Housing Spreader, D44, D60, D61, D70, D80
YT SA-01 [56073]	Axle side seal installation tool. D30, D44, D60
YT SB-D30 [56036]	D30 Set-up Carrier Bearing Kit (2 Brg's No Races) LM501349
YT SB-D44 [56037]	D44 Set-up Carrier Bearing Kit (2 Brg's No Races) 25590's
YT SB-D50 [56038]	D50 Set-up Carrier Bearing Kit (2 Brg's No Races) JLM104948
YT SB-D60 [56039]	D60 & D70 Set-up Carrier Bearing Kit (2 Brg's No Races) 387A
YT SB-D80 [56040]	D70HD & D80 Set-up Carrier Bearing Kit (2 Brg's No Races) 469
YT SB-HM803146 [56067]	HM803146 Set-up Bearing (1 Single Brg) D60
YT SB-HM803149 [56041]	HM803149 Set-up Bearing (1 Single Brg)
YT SB-HM807044 [56074]	HM807044 Set-up Bearing
YT SB-HM807046 [56080]	HM807046 Set-up Bearing (1 Single Brg) D80
YT SB-HM88648 [56042]	HM88648 Set-up Bearing (1 Single Brg)
YT SB-HM89249 [56043]	HM89249 Set-up Bearing (1 Single Brg)
YT SB-HM89449 [56044]	HM89449 Set-up Bearing (1 Single Brg)
YT SB-M802048 [56045]	M802048 Set-up Bearing (1 Single Brg)
YT SB-M804049 [56046]	M804049 Set-up Bearing (1 Single Brg)
YT SB-NP504493 [56075]	NP504493 Set-up Bearing, Ford 10.5"
YT SB-NP516549 [56079]	NP516549 Set-up Bearing (1 Single Brg) D80
YT SB-NP524102 [56076]	'01 & up Chrysler 9.25 Pinion Set-up Bearing (1 Single Brg)
YT SD-01 [56077]	Shim driver, multiple applications
YT T01 [56049]	T/L Assm Tool (2 Bolts, 1 Nut, 3 Washers)
YT YH-01 [56066]	Yoke holder tool

No Returns on Tools

NOTES



ACCURATE. EASY. NOW.

Start Here

THE INDUSTRY'S MOST POWERFUL DIFFERENTIAL PARTS IDENTIFIER

INPUT YOUR VEHICLE INFO

YEAR

MAKE

MODEL

DRIVE TYPE

- Year, Make, Model & Diff Type Search
- Over 30 Brands from Top Manufacturers
- Over 60 Years of Vehicle Applications
- Thousands of Parts to Choose From



YUKON SPIN FREE® KITS

OVERVIEW OF A YUKON SPIN FREE KIT

The Yukon Spin Free Kit replaces the vulnerable & expensive factory unit bearing with standard tapered roller bearings. The tapered roller bearings reduce drag, increasing fuel economy, and are much less expensive to maintain than the factory unit bearings. The kit also adds Yukon Hardcore® Locking hubs which provide driving selectability & reduces wear on other components. 4340 Chromoly outer stubs are included with the kit, increasing overall strength of the Front end. The end result is a vehicle that drives & handles better, gets better fuel mileage & is more affordable to maintain.

PRODUCT ADD-ON OPPORTUNITIES

The Yukon Spin Free Kit is a 100% complete kit including all hardware, bearings, seals & small parts for installation. There are no additional parts or products needed or necessary for the upgrade.



ANATOMY OF A YUKON SPIN FREE® KIT



INSTALLATION KITS

OVERVIEW OF AN INSTALLATION KIT

Having all the right components and small parts for a differential rebuild is essential. A complete differential overhaul requires the use of a master overhaul kit, which contains all of the essential, high quality, components necessary for a rebuild. Some lesser jobs can be done with a less complete kit, such as a bearing or pinion installation kit.

PRODUCT ADD-ON OPPORTUNITIES

When an installation kit is sold, it is beneficial to sell axle bearings and seals since you will have everything opened up.

This is a great opportunity to replace the bearings and seals on your axle shaft to insure optimal performance of your differential.

AXLE BEARINGS & SEALS



ANATOMY OF A KIT: MASTER OVERHAUL KIT

** actual parts may vary per kit*

THREAD LOCKER:

Ensures the ring gear bolts will not come loose during operation.

MARKING COMPOUND:

Allows for the gear pattern to be read during set up.

PINION SEAL:

Seals the pinion yoke to the housing.

SHIMS:

Allow for adjustment of the ring & pinion set and carrier.

BEARINGS & RACES: Every differential has pinion bearings & races along with carrier bearings & races.

COVER GASKET:

Seals the differential cover to the housing.

PINION NUT:

Retains the pinion yoke to the pinion gear.

CRUSH SLEEVE:

Sets pinion bearing preload. A critical setting during set-up.

RING GEAR BOLTS:

Lock the ring gear to the carrier.



ZIP: AIR OPERATED LOCKER

OVERVIEW OF A ZIP LOCKER

If you're looking for the latest in on-demand traction, then the Zip Locker is for you. The Zip Locker is an air operated locking differential designed with severe offroad use in mind. Its 8620 case & 4320 steel internals provide maximum strength against failure and give you piece of mind on the trail. Each unit comes with a variety of small parts for installation and operation, including air line & fittings, seal housing, shims (if applicable), operation switch with Front & rear covers, zip ties and more. A variety of air sources can be used for operating the Zip Locker, including air compressors or onboard air systems. Yukon also offers an industry-first "competition series" Zip Locker that defaults-to-lock if the air pressure is interrupted for any reason. Competition series units are available for Dana 60 in 35 spline. **ASSEMBLED IN THE USA!**

PRODUCT ADD-ON OPPORTUNITIES

When a Zip Locker is sold, it is beneficial to sell a carrier installation kit.

This kit will include new carrier bearings and shims which should be replaced to insure optimal performance of the Zip Locker and make the installation easier. A complete Differential Installation Kit is also a good alternative option since it will replace all bearings and seals in the differential.

CARRIER INSTALLATION KIT



ANATOMY OF AN AIR OPERATED LOCKER



AIR INPUT HOLE: Accepts air pressure from the seal housing to engage/disengage piston cage.

BEARING JOURNAL: Accepts air pressure from the seal housing to engage/disengage piston cage.

CASE: Houses the spider gears and clutches.

SPIDER GEARS: Allows for open differential operation when unit is not engaged.

PISTON CAGE: Travels back and forth in case to lock/unlock spider gear assembly.

RING GEAR DECK:
Where the ring gear mounts.

SEAL HOUSING:
Delivers air to the Zip Locker.



*Cutaway photos are for visual definitions only. Actual cases are closed.

GRIZZLY: MECHANICAL LOCKER

OVERVIEW OF A GRIZZLY

Yukon Grizzly Locker is an automatic, speed sensing locker. It will lock up when there is a wheel speed difference side-to-side. They are fitted with internal components that allow for differentiation in turns. Automatic lockers are very popular in the four-wheeling world and are touted for leaving the driver to concentrate on other elements of driving and letting the locker figure out when to engage. Automatic lockers are also used on performance cars, most commonly for acceleration.

PRODUCT ADD-ON OPPORTUNITIES


When a Grizzly Locker is sold, it is beneficial to sell a carrier installation kit.

This kit will include new carrier bearings and shims which should be replaced to insure optimal performance of the Grizzly Locker and make the installation easier. A complete Differential Installation Kit is also a good alternative option since it will replace all bearings and seals in the differential.

CARRIER INSTALLATION KIT



ANATOMY OF A MECHANICAL LOCKER



*Cutaway photos are for visual definitions only.
Actual cases are closed.

DURA GRIP: POSITRACTION

OVERVIEW OF A DURA GRIP

The Yukon Dura Grip is a performance, clutch-style, 4-spring limited slip positraction. Steel clutch plates, half of which are covered with a friction lining material, are sandwiched behind the differential side gears inside the carrier housing. These plates are alternately tabbed to the carrier or splined to the axle shaft. The tabbed pieces are called plates and the splines are called discs. The side gears are preloaded with springs placed between the side gears. This preload provides greater traction to both Axles. In a turning situation, the Dura Grip allows a speed differential mostly because the torque loads will be low enough to allow the differential to operate.

PRODUCT ADD-ON OPPORTUNITIES

When a Dura Grip is sold, it is beneficial to sell a carrier installation kit.

This kit will include new carrier bearings and shims which should be replaced to ensure optimal performance of the Dura Grip and make the installation easier. A complete Differential Installation Kit is also a good alternative option since it will replace all bearings and seals in the differential.

CARRIER INSTALLATION KIT



ANATOMY OF A POSITRACTION

BEARING JOURNAL:

Where the carrier bearings are pressed on to.

CASE:

Houses the spider gears and clutches.

PRELOAD SPRINGS:

Pre-load the spider gears & clutches for greater traction.

SPIDER GEARS:

Allow for the Axles to turn at different speeds when turning a corner.

RING GEAR DECK:

Where the ring gear mounts.



HARDCORE LOCKING HUBS®: LOCKING HUBS

OVERVIEW OF A HARDCORE HUB

A locking hub simply disconnects the axle from the wheel hub, allowing the axle to be at rest. In vehicles that do not have manual locking hubs, even when they are in 2 wheel drive the Front axle is still turning during normal driving. The benefit of a manual locking hub is reduced wear and maintenance on Front axle components due to it no longer rotating during normal driving operation. Greater fuel economy is also seen due to reduced drag when the hubs are unlocked. Hardcore Locking Hubs feature all steel construction, a low profile bezel and selector to reduce impact with objects when traveling off-road, and a default-to-lock design in case of a failure.

PRODUCT ADD-ON OPPORTUNITIES

When Hardcore Locking Hubs are sold, it is beneficial to sell Front wheel bearings, spindle bearings, and seals.

This is a great opportunity to replace the bearings and seals to insure optimal performance for your locking hubs.



ANATOMY OF A LOCKING HUB

COUPLER & DRIVER:

Provides 100% traction to both tires while disengaging to negotiate turns.

LOCKOUT SPRING:

Preloads the locking hub assembly.

SELECTOR:

Rotates to lock/unlock the hubs.

BEZEL:

Retains the assembly to the wheel hub.



CAM SPACER:

The carrier bearing presses onto this surface.



*Cutaway photos are for visual definitions only. Actual hubs are closed.

YUKON PERFORMANCE DRIVESHAFTS

OVERVIEW OF A YUKON PERFORMANCE DRIVESHAFT

Yukon Performance Driveshafts offer the highest quality upgrades for your driveshaft needs. Each shaft features premium universal joints and driveshaft components that are engineered to meet the high performance requirements. The driveshaft assembly is held to strict tolerances then precision welded and computer balanced to provide exceptional performance and longevity. Yukon Performance Driveshafts are available off-the-shelf for all Front and rear Jeep JK, TJ, LJ, & CJ applications. Custom driveshafts can be made-to-order for racing, off-road, and other custom applications.

PRODUCT ADD-ON OPPORTUNITIES

Yukon Performance Driveshafts come with all hardware and small parts necessary for installation. We recommend associated products are inspected and replaced or upgraded where needed. The pinion crush sleeve / solid preload spacer, pinion seal, and pinion nut are the most common add on items.

Y.E.S. PLAN

The Yukon Extended Service plan is available for all Yukon Performance Driveshafts. The Y.E.S. plan is a no questions asked warranty for as long as the original purchaser owns the vehicle.

ANATOMY OF A YUKON DRIVESHAFT

U/JOINT:
1310 to 1410 sizes available.

SLIP & STUB:
Greaseable slip with Glidecoat[®] on the stub provides continuous lubrication to ensure long life, along with reduced wear and vibrations.

TUBING:
Strict tolerances ensure precision balanced shafts with minimal runout.

DOUBLE CARDAN JOINT:
Allows for increased driveshaft angles and reduced vibrations.

To Differential

To Transfer Case

YOKES:
Heavy duty forged yokes available in conventional and flange styles.

SMALL PARTS & RETAINING HARDWARE

USA STANDARD OE REPLACEMENT DRIVESHAFTS

OVERVIEW OF AN OE REPLACEMENT DRIVESHAFT

A driveshaft transfers power from the transfer case or transmission to the rear or Front differential. There are many different designs including yoke-style, flange-style and Rezeppa style. USA Standard driveshafts meet or exceed OE specifications for years of long life. Several designs are an update from discontinued OE designs. With over 600 part numbers, USA Standard OE Replacement Driveshafts cover Front and rear applications from 1974 to present day.

**TRADITIONAL
YOKE**



REZEPPA



**FLANGE
YOKE**



SLIP YOKE:



HOW TO MEASURE A DRIVESHAFT

FLANGE TO FLANGE / FLANGE TO U/JOINT

Face of flange to face of flange. Shaft must be collapsed. Some applications have a flange on one end only. Measure face of flange to centerline of rear U/Joint .



U/JOINT TO U/JOINT

Centerline of U/Joint located at the slip yoke end to centerline of the rear (furthest U/Joint) on the opposite end of prop shaft. Prop shaft must be collapsed.



WELD TO WELD

Tube length only. Measure centerline of weld to centerline of opposite weld.



SPARTAN: LUNCHBOX LOCKER

OVERVIEW OF A SPARTAN

This automatic locker replaces the stock side and pinion gears while utilizing the factory open differential case. A new and stronger center pin fits in oval slots between two inner drivers. Under load the center pin forces the inner drivers outward to engage the outer axle couplers on each side of the case. This provides locked power to both drive wheels, providing greater traction. When turning, one driver is unloaded and the teeth can ratchet across each other creating differential action to reduce tire wear and make turning the vehicle easier. This is one of the most economical lockers on the market today.

PRODUCT ADD-ON OPPORTUNITIES

When a Spartan Locker is sold, it is beneficial to sell a Differential Installation Kit since you will have everything opened up.

This is a great opportunity to replace all of your bearings, seals, bolts, crush sleeve, shims and other small parts.


DIFFERENTIAL INSTALLATION KIT



ANATOMY OF A SPARTAN LOCKER

DRIVER: Mates to the axle shaft and engages the coupler.

COUPLER: Rides on the cross pin shaft and mates to the coupler.



CROSS PIN SHAFT: Holds the driver & coupler assembly into the carrier case.



Nation's #1 drivetrain choice for installers

OE Replacement & Drivetrain Component Parts

USA Standard Gear® sets the standard for quality drivetrain parts at affordable pricing. Designed for the general installer and the do-it-yourself consumer, USA Standard provides unmatched reliability in OE Replacement & Drivetrain Component Parts.





Differential Component Parts

USA Standard Gear encompasses aftermarket differential components with quality OE replacement parts including: ring & pinions, axles, driveshafts, installation and bearing kits, and the popular Spartan Locker® – the toughest lunchbox locker on the market.



The Standard for Driving Confidence.

AAM 11.8"

2014 - Present, Dodge 2500/3500

R/G Diameter: 11.5" R/G Bolts: 14 Cover Bolts: 12 Carrier Breaks: None Pinion Shaft Diameter/Spline: 1.750"/30

PART

Description

Overhaul & Install Kits

ZK AAM11.5-D [37150] Master Overhaul Kit, w/ 2.000" pinion head bearing

Chrysler Sprinter Van

Sprinter Van

R/G Diameter: 8.5" (216mm) R/G Bolts: (10) 7/16" x 20 LH Cover Bolts: 10 Carrier Breaks: 3.73 / 4.10 Pinion Shaft Dia. / Spline: 1.625" / 30

PART

Description

Overhaul & Install Kits

ZK CSprinter [37128] Master Overhaul Kit

Chrysler 7.25"

Chrysler, Dodge, Plymouth

R/G Diameter: 7.25" R/G Bolts: (8) 3/8" x 24 LH Cover Bolts: 9 or 10 Carrier Breaks: 2.47 / 2.76 Pinion Shaft Dia. / Spline: 1.375" / 27

PART

Description

PART

Description

Ring & Pinion Gear Sets

ZG C7.25-355 [36001] 3.55 Ratio
ZG C7.25-390 [36002] 3.90 Ratio
ZG C7.25-411 [36003] 4.11 Ratio

Overhaul & Install Kits

ZK C7.25 [37000] Master Overhaul Kit

Spider Gear Sets

ZIKC7.25-S-25 [39001] Standard Open Spider Gear Set, 25 Spline

Chrysler C200 IFS

Grand Cherokee & Commander

R/G Diameter: 7.9" R/G Bolts: 10 (10m) Cover Bolts: 10 Carrier Breaks: None Pinion Shaft Dia. / Spline: 1.625" / 26

PART

Description

Overhaul & Install Kits

ZK C200 [37122] Master Overhaul Kit

Chrysler 8.00" (C205)

Chrysler, Dodge

R/G Diameter: 8.0" R/G Bolts: (10) 3/8" x 24 LH Cover Bolts: 10 Carrier Breaks: None Pinion Shaft Dia. / Spline: 1.406" / 26

PART

Description

PART

Description

Ring & Pinion Gear Sets

ZG C8.0-390 [36004] 3.90 Ratio
ZG C8.0-411 [36005] 4.11 Ratio
ZG C8.0-456 [36006] 4.56 Ratio

Overhaul & Install Kits

ZK C8.0-IFS-B [37125] 00-'09 Master Overhaul kit
ZK C8.0-IFS-C [37126] 02-'11 Master Overhaul kit

Chrysler / Jeep 8.25" (C213)

Chrysler, Dodge, Plymouth, Jeep

R/G Diameter: 8.25" R/G Bolts: (10) 3/8" x 24 LH (2004 & down) Metric 12x1.0 (2005 & up) Cover Bolts: 10 Carrier Breaks: 2.45 / 2.56 Pinion Shaft Dia. / Spline: 1.626" / 27

PART

Description

PART

Description

Ring & Pinion Gear Sets

ZG C8.25-294 [36007] 2.94 Ratio
ZG C8.25-307 [36350] 3.07 Ratio
ZG C8.25-321 [36008] 3.21 Ratio
ZG C8.25-355 [36009] 3.55 Ratio
ZG C8.25-390 [36010] 3.90 Ratio
ZG C8.25-411 [36011] 4.11 Ratio
ZG C8.25-456 [36012] 4.56 Ratio
ZG C8.25-488 [36268] 4.88 Ratio

Overhaul & Install Kits

ZK C8.25-B [37001] Master Overhaul Kit, '76 & '04
ZBK8.25-B [58014] Bearing & Seal kit, '76 & '04
ZPKC8.25-B [60020] Pinion Install Kit, '76 & '04

Small Parts

SL XP-C8.25 [17035] Hardened Cross Pin Shaft

Traction Aids & Spools

SL C8.25-27 [17037] 27 spline, Spartan Locker, includes hardened X/P shaft
SL C8.25-29 [17038] Chrysler 8.25" 29 spline, Spartan Locker, includes hardened X/P shaft

Spider Gear Sets

ZIKC8.25-S-27 [39002] Standard Open Spider Gear Set, 27 Spline
ZIKC8.25-S-29 [39003] Standard Open Spider Gear Set, 29 Spline

Chrysler 8.75"

Chrysler, Dodge, Plymouth

R/G Diameter: 8.75" R/G Bolts: (12) 3/8" x 24 LH Cover Bolts: Dropout Carrier Breaks: None Pinion Shaft Dia. / Spline: 10 or 29

PART #	Description	PART #	Description
Ring & Pinion Gear Sets			
ZG C8.41-373 [36013]	3.73 Ratio, fine spline	ZK C8.75-B [37090]	Master Overhaul Kit
ZG C8.89-355 [36014]	3.55 Ratio, fine spline	ZK C8.75-C [37091]	Master Overhaul Kit
ZG C8.89-373 [36015]	3.73 Ratio, fine spline	ZK C8.75-D [37092]	Master Overhaul Kit
ZG C8.89-390 [36016]	3.90 Ratio, fine spline	ZK C8.75-E [37093]	Master Overhaul Kit
ZG C8.42-355-C [36300]	3.55 Ratio, coarse spline	ZK C8.75-F [37094]	Master Overhaul Kit
Traction Aids & Spools			
ZP PC8.75-AGRS [59026]	Powr Lok Positraction, Aggressive design	ZP PC8.75-SMTH [59027]	Powr Lok Positraction, Street design
Dropouts			
ZP D0C8.89 [59001]	Nodular Iron '89 case dropout		
Overhaul & Install Kits			
ZK C8.75-A [37089]	Master Overhaul Kit		

Chrysler 9.25" REAR / C235

Chrysler, Dodge

R/G Diameter: 9.25" R/G Bolts: (12) 7/16" x 18 LH ('10 & down) or (12) 14 x 1.0 ('11 & up) Cover Bolts: 12 Carrier Breaks: None Pinion Shaft Dia. / Spline: 1.875" / 29

PART #	Description	PART #	Description
Ring & Pinion Gear Sets			
ZG C9.25-321 [36017]	3.21 Ratio, '10 & down	ZK C9.25-R [37002]	Master Overhaul Kit, '00 & down
ZG C9.25-355 [36018]	3.55 Ratio, '10 & down	ZKC9.25ZF [37116]	Master Overhaul Kit, '11 & up
ZG C9.25B-355B [36358]	3.55 Ratio, '11 & up	ZK C9.25-R-B [37079]	Master Overhaul Kit, '01 & up
ZG C9.25-390 [36019]	3.90 Ratio, '10 & down	ZBKC9.25-R-A [58026]	Bearing & Seal kit, '00 & Down
ZG C9.25B-390B [36359]	3.90 Ratio, '11 & up	ZBKC9.25-R-B [58001]	Rear Bearing & Seal kit, '01 & up
ZG C9.25-411 [36020]	4.11 Ratio, '10 & down	ZBKC9.25ZF [58056]	Bearing & Seal Kit, '10 & up
ZG C9.25B-411B [36360]	4.11 Ratio, '11 & up	ZPKC9.25-R [60004]	Rear Pinion Install Kit
ZG C9.25-456 [36021]	4.56 Ratio, '10 & down		
ZG C9.25-488 [36022]	4.88 Ratio, '10 & down		
Spider Gear Sets			
ZIKC9.25-S-31 [39004]	Standard open spider gear set	ZIKC9.25B-S-31B [39034]	Standard open spider gear set
ZIKC9.25B-S-31B [39034]	Standard open spider gear set		
Overhaul & Install Kits			

Chrysler 9.25" Front

Chrysler, Dodge

R/G Diameter: 9.25" R/G Bolts: (12) 7/16" x 18 LH Cover Bolts: 12 Carrier Breaks: None Pinion Shaft Dia. / Spline: 1.875" / 29

PART #	Description	PART #	Description
Ring & Pinion Gear Sets			
ZG C9.25R-411R [36312]	4.11 Ratio	ZK C9.25-F [37083]	Master Overhaul Kit
ZG C9.25R-456R [36311]	4.56 Ratio		
ZG C9.25R-488R [36313]	4.88 Ratio		
Overhaul & Install Kits			

Chrysler 11.5"

Chrysler, Dodge

R/G Diameter: 11.5" R/G Bolts: 14 x 1.5 RH Cover Bolts: 14 Carrier Breaks: None Pinion Shaft Dia. / Spline: 1.750 / 30

PART #	Description	PART #	Description
Ring & Pinion Gear Sets			
ZG GM11.5-373 [36282]	3.73 Ratio	ZK GM11.5 [37041]	4.125" O.D. Master Overhaul Kit, '10 & down
ZG GM11.5-411 [36161]	4.11 Ratio	ZK GM11.5-B [37074]	4.375" O.D. Master Overhaul Kit, '11 & up
ZG GM11.5-456 [36162]	4.56 Ratio	ZK AAM11.5-C [37124]	Master Overhaul kit, '14 & up Ram 2500
ZG GM11.5-488 [36163]	4.88 Ratio	ZK AAM11.5-D [37150]	Master Overhaul Kit, w/2.000" pinion head bearing
		ZBKGM11.5-A [58016]	Bearing & Seal Kit, 4.125" O.D., '10 & down
		ZIKGM11.5-S-30 [60003]	Standard open spider gear set, 30 Spline

Jeep / AMC Model 20

Chrysler, Dodge, Plymouth, Jeep

R/G Diameter: 8.875" R/G Bolts: (8) 7/16" x 20 RH Cover Bolts: 12 Carrier Breaks: 2.76 / 3.07 Pinion Shaft Dia. / Spline: 1.625" / 28

PART #	Description	PART #	Description
Ring & Pinion Gear Sets			
ZG M20-411 [36230]	4.11 Ratio	ZP FSM20-3-29 [59020]	Steel spool 3.08 & up
ZG M20-456 [36231]	4.56 Ratio		
ZG M20-488 [36232]	4.88 Ratio		
Overhaul & Install Kits			
ZK M20 [37065]	Master Overhaul Kit		
ZBKM [58053]	Bearing & Seal Kit		
Lockers			
SL M20-29 [17006]	29 spline Spartan Locker w/ hardened XP shaft		
Small Parts			
SL XP-M [17025]	Hardened Cross Pin Shaft		

Jeep / AMC Model 35

Chrysler, Dodge, Plymouth, Jeep

R/G Diameter: 7.562" R/G Bolts: (8) 7/16" x 20 RH Cover Bolts: 10 Carrier Breaks: 3.31 / 3.55 Pinion Shaft Dia. / Spline: 1.463" / 26

PART #	Description	PART #	Description
Ring & Pinion Gear Sets			
ZG M35-307 [36233]	3.07 Ratio		
ZG M35-355 [36234]	3.55 Ratio		
ZG M35-373 [36235]	3.73 Ratio		
ZG M35-411 [36236]	4.11 Ratio		
ZG M35-456 [36237]	4.56 Ratio		
ZG M35-488 [36238]	4.88 Ratio		
ZG M35-307 [36233]	3.07 Ratio		
ZG M35-355 [36234]	3.55 Ratio		
ZG M35-373 [36235]	3.73 Ratio		
ZG M35-411 [36236]	4.11 Ratio		
ZG M35-456 [36237]	4.56 Ratio		
ZG M35-488 [36238]	4.88 Ratio		
ZG M35-513 [36301]	5.13 Ratio		
Small Parts			
SL XP-M35 [17026]	Hardened Cross Pin Shaft		
Lockers			
SL M35-1.5-27 [17007]	Spartan Locker, includes hardened X/P shaft		
SL M35-1.6-27 [17008]	Spartan Locker, includes hardened X/P shaft		
Overhaul & Install Kits			
ZK M35 [37066]	Master Overhaul Kit		
ZK M35-GRAND [37067]	Master Overhaul Kit, Cherokee		
ZK M35-IFS [37068]	Front Master Overhaul Kit		
ZBKM35 [58017]	Rear Bearing & Seal kit		
ZPKM35 [60015]	Pinion Install Kit		
ZIKM35-S-27-1.5 [39030]	Standard open spider gear set, 27 spline 1.560" side gear bore		

Spicer 30 / Crush Sleeve Design

Chrysler, Dodge, Plymouth, Jeep

R/G Diameter: 7.20" / 181mm R/G Bolts: (10) 3/8" x 24 RH Cover Bolts: 10 Carrier Breaks: 3.54 / 3.73 Pinion Shaft Dia. / Spline: 1.375" / 26

PART #	Description	PART #	Description
Ring & Pinion Gear Sets			
ZG D30-354 [36023]	3.54 Ratio		
ZG D30-373 [36024]	3.73 Ratio		
ZG D30-411 [36025]	4.11 Ratio		
ZG D30-456 [36026]	4.56 Ratio		
ZG D30-488 [36027]	4.88 Ratio		
Overhaul & Install Kits			
ZK D30-CS [37003]	Master Overhaul Kit		
Spider Gear Sets			
ZIKD30-S-27 [39005]	Standard open spider gear set, 27 spline		
Traction Aids & Spools			
SL D30-27 [17000]	Spartan Locker, 27 spline		
Small Parts			
SL XP-D30 [17016]	Hardened Cross Pin Shaft		

Spicer 30 / Reverse Rotation

Jeep

R/G Diameter: 7.20" / 181mm R/G Bolts: (10) 3/8" x 24 RH Cover Bolts: 10 Carrier Breaks: 3.54 / 3.73 Pinion Shaft Dia. / Spline: 1.375" / 26

PART #	Description	PART #	Description
Ring & Pinion Gear Sets			
ZG D30R-411R [36028]	4.11 Ratio		
ZG D30R-456R [36029]	4.56 Ratio		
ZG D30R-488R [36030]	4.88 Ratio		
ZG D30R-513R [36302]	5.13 Ratio		
Overhaul & Install Kits			
ZK D30-F [37004]	Master Overhaul Kit		
Spider Gear Sets			
ZIKD30-S-27 [39005]	Standard open spider gear set, 27 spline		
Traction Aids & Spools			
SL D30-27 [17000]	27 spline, Spartan Locker, w/hardened X/P shaft		
Small Parts			
SL XP-D30 [17016]	Hardened Cross Pin Shaft		

Spicer 30 / Standard Rotation

Jeep, Bronco, Scout

R/G Diameter: 7.20" / 181mm R/G Bolts: (10) 3/8" x 24 RH Cover Bolts: 10 Carrier Breaks: 3.54 / 3.73 Pinion Shaft Dia. / Spline: 1.375" / 26

PART #	Description	PART #	Description
Ring & Pinion Gear Sets		Spider Gear Sets	
ZG D30-308 [36347]	3.07 Ratio	ZIKD30-S-27 [39005]	Standard open spider gear set, 27 spline
ZG D30-354 [36023]	3.54 Ratio		
ZG D30-373 [36024]	3.73 Ratio	Traction Aids & Spools	
ZG D30-411 [36025]	4.11 Ratio	SL D30-27 [17000]	27 spline, Spartan Locker, w/hardened X/P shaft
ZG D30-456 [36026]	4.56 Ratio	Small Parts	
ZG D30-488 [36027]	4.88 Ratio	SL XP-D30 [17016]	Hardened Cross Pin Shaft
Overhaul & Install Kits			
ZBKD30-F [58033]	Bearing & Seal Kit		
ZK D30-F [37004]	Master Overhaul Kit		

Spicer 30 JK

JK Non-Rubicon Front

R/G Diameter: 7.33" / 186mm R/G Bolts: (10) 7/16" x 20 RH Cover Bolts: 10 Carrier Breaks: 3.54 / 3.73 Pinion Shaft Dia. / Spline: 1.625" / 24

PART #	Description	PART #	Description
Ring & Pinion Gear Sets		Traction Aids & Spools	
ZG D30SR-411JK [36299]	4.11 Ratio	SL D30-27 [17000]	27 spline, Spartan Locker, w/hardened X/P shaft
ZG D30SR-456JK [36035]	4.56 Ratio	Small Parts	
ZG D30SR-488JK [36036]	4.88 Ratio	SL XP-D30 [17016]	Hardened Cross Pin Shaft
ZG D30SR-513JK [36037]	5.13 Ratio		
ZG D30SR-373JK [36417]	3.73		
Overhaul & Install Kits		* Standard Spicer 30 case will be needed to use Spartan Locker	
ZK D30-JK [37005]	Master Overhaul Kit		
ZBKD30-JK [58034]	Bearing & Seal Kit		
ZPKD30-JK [60005]	Pinion Install Kit		

Spicer SUPER 30

'99-'04 WJ Grand Cherokee & '01 & up IFS Ford Explorer

R/G Diameter: 7.2" / 186mm R/G Bolts: (10) 7/16" x 20 RH Cover Bolts: 10 Carrier Breaks: 3.54 / 3.73 Pinion Shaft Dia. / Spline: 1.375" / 26

PART #	Description	PART #	Description
Ring & Pinion Gear Sets		Overhaul & Install Kits	
ZG D30S-373TJ [36031]	3.73 Ratio	ZK D30-SUP [37006]	Master Overhaul Kit
ZG D30S-411TJ [36032]	4.11 Ratio	ZK D30-SUP-Ford [37129]	Master Overhaul Kit, '01-'05
ZG D30S-456TJ [36033]	4.56 Ratio	ZK D30-SUB-Ford-B [37190]	Master Overhaul Kit, '06-'10
ZG D30S-488TJ [36034]	4.88 Ratio	ZK D30-TJ [37007]	Master Overhaul Kit
Traction Aids & Spools		Small Parts	
SL D30-27 [17000]	27 spline, Spartan Locker, w/hardened X/P shaft	SL XP-D30 [17016]	Hardened Cross Pin Shaft

Spicer 30 TJ

'92-'96 ZJ Grand Cherokee & '97-'06 TJ Wrangler

R/G Diameter: 7.20" / 181mm R/G Bolts: (10) 3/8" x 24 RH Cover Bolts: 10 Carrier Breaks: 3.54 / 3.73 Pinion Shaft Dia. / Spline: 1.375" / 26

PART #	Description	PART #	Description
Ring & Pinion Gear Sets		Overhaul & Install Kits	
ZG D30S-355TJ [36341]	3.55 Ratio	ZK D30-TJ [37007]	Master Overhaul Kit
ZG D30S-373TJ [36031]	3.73 Ratio	ZBKD30-TJ [58035]	Bearing & Seal Kit
ZG D30S-411TJ [36032]	4.11 Ratio	ZPKD30-TJ [60018]	Pinion Install Kit
ZG D30S-456TJ [36033]	4.56 Ratio	Traction Aids & Spools	
ZG D30S-488TJ [36034]	4.88 Ratio	SL D30-27 [17000]	27 spline, Spartan Locker, w/hardened X/P shaft
ZG D30S-513TJ [36303]	5.13 Ratio	Small Parts	
Spider Gear Sets		SL XP-D30 [17016]	Hardened Cross Pin Shaft
ZIKD30-S-27 [39005]	Standard open spider gear set, 27 spline		

Spicer 36-ICA

Corvette ICA /IRS

R/G Diameter: 7.75" R/G Bolts: (10) 3/8" x 24 RH Cover Bolts: 10 Carrier Breaks: 2.73 / 3.07 Pinion Shaft Dia. / Spline: 1.375" / 26

PART #	Description
Ring & Pinion Gear Sets	
ZK D36-VET [37131]	Master Overhaul Kit

Spicer 44 Standard Rotation

GM, Ford, International, Jeep

R/G Diameter: 8.5" 216mm R/G Bolts: (10) 3/8" or 7/16" x 24 RH Cover Bolts: 10 Carrier Breaks: 3.73 3.92 Pinion Shaft Dia. Spline: 1.375" 26

PART #	Description	PART #	Description
Ring & Pinion Gear Sets		Overhaul & Install Kits	
ZG D44-308 [36038]	3.08 Ratio	ZK D44 [37008]	Master Overhaul Kit
ZG D44-354 [36039]	3.54 Ratio	ZK D44-VET [37134]	Master Overhaul Kit, '80-'83 Corvette
ZG D44-373 [36040]	3.73 Ratio	ZK D44-19 [37084]	19 spline Master Overhaul Kit
ZG D44-392 [36269]	3.92 ratio	ZK D44-DIS [37009]	Disconnect Front Master Overhaul Kit
ZG D44-411 [36041]	4.11 Ratio	ZK D44-REAR [37015]	Master Overhaul Kit
ZG D44-411T [36042]	4.11 Ratio thick	ZK D44-RUBICON [37017]	Master Overhaul Kit
ZG D44-427 [36043]	4.27 Ratio	ZBKD44 [58036]	30 spline Bearing & Seal Kit
ZG D44-456 [36044]	4.56 Ration	ZBKD44-19 [58031]	19 spline Bearing & Seal Kit
ZG D44-456T [36045]	4.56 Ratio thick	ZBKD44-REAR [58019]	Bearing & Seal Kit
ZG D44-456T-RUB [36046]	4.56 Ratio	ZPKD44 [60022]	Pinion Installation Kit
ZG D44-488 [36047]	4.88 Ratio	Spider Gear Sets	
ZG D44-488T [36048]	4.88 Ratio /thick	ZKD44-S-30 [39006]	Standard Spider Gear set, 30 spline
ZG D44-488T-RUB [36049]	4.88 Ratio	Traction Aids & Spools	
ZG D44-513 [36050]	5.13 Ratio	ZP FSD44-3-30DN [59013]	Steel Spool, 3.73 & down, 30 spline
ZG D44-513T [36051]	5.13 Ratio / thick	ZP FSD44-4-30UP [59015]	Steel Spool, 3.92 & up, 30 spline
ZG D44-513T-RUB [36052]	5.13 Ratio	ZP MINS44-30 [59021]	Mini Spool, 30 spline
ZG D44-538 [36053]	5.38 Ratio	SL D44-19 [17043]	19 spline, Spartan Locker, w/hardened X/P shaft
ZG D44-589 [36054]	5.89 Ratio	SL D44-30 [17001]	30 spline, Spartan Locker, w/hardened X/P shaft
Small Parts			
SL XP-D44 [17017]	Hardened Cross Pin Shaft		

Spicer 44 Reverse Rotation

Ford

R/G Diameter: 8.5" / 216mm R/G Bolts: (10) 3/8" or 7/16" x 24 RH Cover Bolts: 10 Carrier Breaks: 3.73 / 3.92 Pinion Shaft Dia. / Spline: 1.375" / 26

PART #	Description	PART #	Description
Ring & Pinion Gear Sets		Spider Gear Sets	
ZG D44R-354R [36063]	3.54 Ratio	ZKD44-S-30 [39006]	Standard Spider Gear set, 30 spline
ZG D44R-373R [36064]	3.73 Ratio	Traction Aids & Spools	
ZG D44R-411R [36065]	4.11 Ratio	ZP FSD44-3-30DN [59013]	Steel Spool, 3.73 & down, 30 spline
ZG D44R-456R [36066]	4.56 Ratio	ZP FSD44-4-30UP [59015]	Steel Spool, 3.92 & up, 30 spline
ZG D44R-488R [36067]	4.88 Ratio	ZP MINS44-30 [59021]	Mini Spool, 30 spline
ZG D44R-513R [36068]	5.13 Ratio	SL D44-30 [17001]	30 spline, Spartan Locker, w/hardened X/P shaft
ZG D44R-538R [36069]	5.38 Ratio	Small Parts	
Overhaul & Install Kits		SL XP-D44 [17017]	Fits Spicer 44, Hardened Cross Pin Shaft
ZK D44-IFS-E [37010]	Master Overhaul Kit, '92 & down		
ZK D44-IFS-L [37011]	Master Overhaul Kit, '93 & up		
ZK D44-REV [37016]	Master Overhaul Kit, Solid Axle		



Spicer 44 JK RUBICON REAR

Jeep

R/G Diameter: 8.89" / 226mm R/G Bolts: (10) 7/16" or 1/2" x 20 RH Cover Bolts: 10 Carrier Breaks: None Pinion Shaft Dia. / Spline: 1.625" / 24

PART #	Description	PART #	Description
Ring & Pinion Gear Sets		Overhaul & Install Kits	
ZG D44JK-373RUB [36416]	3.73 Ratio	ZK D44-JK-RUB [37013]	Master Overhaul Kit
ZG D44JK-411RUB [36327]	4.11 Ratio	ZBKD44-JK-RUB [58039]	Bearing & Seal Kit
ZG D44JK-538RUB [36340]	5.38 Ratio	ZPKD44-JK-RUB [60007]	Pinion Install Kit
ZG D44JK-456RUB [36060]	4.56 Ratio		
ZG D44JK-488RUB [36061]	4.88 Ratio		
ZG D44JK-513RUB [36062]	5.13 Ratio		

Spicer 44 JK RUBICON Front

Jeep

R/G Diameter: 8.5" / 216mm R/G Bolts: (10) 7/16" or 1/2" x 20 RH Cover Bolts: 10 Carrier Breaks: None Pinion Shaft Dia. / Spline: 1.625" / 24

PART #	Description	PART #	Description
Ring & Pinion Gear Sets		Overhaul & Install Kits	
ZG D44RS-411RUB [36330]	4.11 Ratio	ZK D44-JK-REV-RUB [37012]	Master Overhaul Kit
ZG D44RS-456RUB [36070]	4.56 Ratio	ZBKD44-JK-REV-RUB [58038]	Bearing & Seal Kit
ZG D44RS-488RUB [36071]	4.88 Ratio	ZPKD44-JK-REV-RUB [60006]	Pinion Install Kit
ZG D44RS-513RUB [36072]	5.13 Ratio		
ZG D44RS-538RUB [36339]	5.38 Ratio		

Spicer 44 NON-RUBICON JK

Jeep

R/G Diameter: 8.89" / 226mm R/G Bolts: (10) 7/16" or 1/2" x 20 RH Cover Bolts: 10 Carrier Breaks: None Pinion Shaft Dia. / Spline: 1.625" / 24

PART #	Description	PART #	Description
Ring & Pinion Gear Sets		Overhaul & Install Kits	
ZG D44JK-411RUB [36327]	4.11 Ratio	ZK D44-JK-STD [37014]	Master Overhaul Kit
ZG D44JK-538RUB [36340]	5.38 Ratio	ZBKD44-JK-STD [58040]	Bearing & Seal Kit
ZG D44JK-456RUB [36060]	4.56 Ratio	ZPKD44-JK-STD [60008]	Pinion Install Kit
ZG D44JK-488RUB [36061]	4.88 Ratio		
ZG D44JK-513RUB [36062]	5.13 Ratio		
ZG D44JK-373RUB [36416]	3.73 Ratio		
Traction Aids & Spools		Small Parts	
SL D44-30 * [17001] 30 spline, Spartan Locker, w/hardened X/P shaft		SL XP-D44 * [17017] Hardened Cross Pin Shaft	
		* Standard Spicer 44 case will be needed to use Spartan Locker	

Spicer 44HD

Viper, Corvette, Jeep Grand Cherokee

R/G Diameter: 8.5" / 226mm R/G Bolts: (10) 3/8" or 7/16" x 20 RH Cover Bolts: 10 Carrier Breaks: None Pinion Shaft Dia. / Spline: 1.625" / 29

PART #	Description	PART #	Description
Ring & Pinion Gear Sets		Overhaul & Install Kits	
ZG D44HD-373 [36057]	3.73 Ratio	ZK D44HD [37018]	Master Overhaul Kit
ZG D44HD-411 [36058]	4.11 Ratio	ZK D44HD-GRAND [37095]	Master Overhaul Kit, '99-'08 Grand Cherokee
ZG D44HD-456 [36059]	4.56 Ratio	ZK D44HD-SRT8 [37132]	Master Overhaul Kit, 06-'07 Commander
		ZK D44HD-VET [37133]	Master Overhaul Kit, Corvette & Viper
		ZBKD44HD [58037]	Bearing & Seal Kit
Traction Aids & Spools		Small Parts	
SL D44HD-30 [17002] 30 spline, Spartan Locker, w/hardened X/P shaft		SL XP-D44HD [17018] Hardened Cross Pin Shaft	

Spicer 50

Ford

R/G Diameter: 9" / 229mm R/G Bolts: (10) 7/16" x 20 RH Cover Bolts: 10 Carrier Breaks: None Pinion Shaft Dia. / Spline: 1.375" / 26

PART #	Description	PART #	Description
Overhaul & Install Kits		Spider Gear Sets	
ZK D50-STRAIGHT [37096]	Master Overhaul Kit, Straight axle only	ZIKD50-S-30 [39007]	Standard open spider gear set, 30 spline
ZK D50-IFS [37135]	Master Overhaul Kit, IFS		

Spicer 60 Standard Rotation

General Motors, Ford, International, Jeep

R/G Diameter: 9.75" / 248mm R/G Bolts: (12) 1/2" x 18 RH Cover Bolts: 10 Carrier Breaks: 4.10 / 4.56 Pinion Shaft Dia. / Spline: 1.625" / 29

PART #	Description	PART #	Description
Ring & Pinion Gear Sets			
ZG D60-354 [36073]	3.54 Ratio	Overhaul & Install Kits	
ZG D60-373 [36074]	3.73 Ratio	ZK D60-DIS [37019]	Disconnect Front Master Overhaul Kit
ZG D60-411 [36075]	4.11 Ratio	ZK D60-F [37020]	Master Overhaul Kit
ZG D60-456 [36076]	4.56 Ratio	ZK D60-R [37021]	Master Overhaul Kit
ZG D60-488 [36077]	4.88 Ratio	ZK D60-SUP [37097]	Master Overhaul Kit
ZG D60-513 [36078]	5.13 Ratio	ZBKD60-F [58041]	Bearing & Seal Kit
ZG D60-538 [36079]	5.38 Ratio	ZBKD60-R [58042]	Bearing & Seal Kit
ZG D60-586 [36315]	5.86 Ratio	ZPKD60-F [60016]	Pinion Install Kit
		ZPKD60-R [60017]	Pinion Install Kit
Traction Aids & Spools			
ZP FSD60-3-30 [59014]	Steel Spool, 4.10 & down, 30 spline	Spider Gear Sets	
ZP FSD60-3-35 [59016]	Steel Spool, 4.10 & down, 35 spline	ZIKD60-S-30 [39008]	Standard open spider gear set, 30 spline
ZP FSD60-4-30 [59017]	Steel Spool, 4.56 & up, 30 spline	ZIKD60-S-32 [39033]	Standard open spider gear set, 32 spline
ZP FSD60-4-35 [59018]	Steel Spool, 4.56 & up, 35 spline	ZIKD60-S-35 [39009]	Standard open spider gear set, 35 spline
SL D60-30 [17003]	30 spline, Spartan Locker, w/hardened X/P shaft	Small Parts	
SL D60-35 [17004]	35 spline, Spartan Locker, w/hardened X/P shaft	SL XP-D60 [17019]	Hardened Cross Pin Shaft

Spicer 60 Reverse Rotation

Ford

R/G Diameter: 9.75" / 248mm R/G Bolts: (12) 1/2" x 18 RH Cover Bolts: 10 Carrier Breaks: 4.10 / 4.56 Pinion Shaft Dia. / Spline: 1.625" / 29

PART #	Description	PART #	Description
Ring & Pinion Gear Sets			
ZG D60R-354R [36314]	3.54 Ratio	Traction Aids & Spools	
ZG D60R-373R [36305]	3.73 Ratio	ZP FSD60-3-35 [59016]	Steel Spool 4.10 & down 35 spline
ZG D60R-430R-T [36304]	thick 4.30 Ratio	ZP FSD60-4-35 [59018]	Steel Spool 4.56 & up 35 spline
ZG D60R-411R [36080]	4.11 Ratio	SL D60-35 [17004]	35 spline Spartan Locker w/hardened X/P shaft
ZG D60R-456R-T [36081]	thick 4.56 Ratio	Overhaul & Install Kits	
ZG D60R-488R [36082]	4.88 Ratio	ZK D60-F [37020]	Master Overhaul Kit
ZG D60R-488R-T [36083]	thick 4.88 Ratio	ZBKD60-F [58041]	Bearing & Seal Kit
ZG D60R-513R-T [36084]	thick 5.13 Ratio	ZBKD60-SUP [58057]	Master Overhaul Kit
ZG D60R-538R [36085]	5.38 Ratio	ZPKD60-F [60016]	Pinion Install Kit
ZG D60R-538R-T [36086]	thick 5.38 Ratio	Small Parts	
Spider Gear Sets			
ZIKD60-S-35 [39009]	Standard open spider gear set 35 spline	SL XP-D60 [17019]	Hardened Cross Pin Shaft

Spicer 70

Dodge, General Motors, Ford

R/G Diameter: 10.5" R/G Bolts: (12) 1/2" x 18 RH Cover Bolts: 10 Carrier Breaks: 4.10 / 4.56 Pinion Shaft Dia. / Spline: 1.750" / 29

PART #	Description	PART #	Description
Ring & Pinion Gear Sets			
ZG D70-354 [36087]	3.54 Ratio	Overhaul & Install Kits	
ZG D70-373 [36088]	3.73 Ratio	ZK D70 [37022]	Master Overhaul Kit
ZG D70-411 [36089]	4.11 Ratio	ZK D70-HD [37023]	Master Overhaul Kit
ZG D70-456 [36090]	4.56 Ratio	ZK D70-U [37024]	Master Overhaul Kit
ZG D70-456T [36344]	thick / 4.56 Ratio	ZBKD70-HD-A [58002]	Bearing & Seal kit
ZG D70-488 [36265]	4.88 Ratio	ZBKD70-U [58025]	Bearing & Seal kit
ZG D70-586 [36266]	5.86 Ratio	Spider Gear Sets	
Traction Aids & Spools			
ZP FSD60-3-35 [59016]	Steel Spool 4.10 & down 35 spline	ZIKD70-S-32 [39010]	Standard open spider gear set, 32 spline
ZP FSD60-4-35 [59018]	Steel Spool 4.56 & up 35 spline	ZIKD70-S-35 [39011]	Standard open spider gear set, 35 spline
SL D60-35 [17004]	35 spline Spartan Locker w/hardened X/P shaft	ZIKD60-S-35 [39009]	Standard open spider gear set, 35 spline
Small Parts			
		SL XP-D60 [17019]	Hardened Cross Pin Shaft

Spicer 80

Dodge, General Motors, Ford

R/G Diameter: 11.25" R/G Bolts: (12) 9/16" x 18 RH Cover Bolts: 10 Carrier Breaks: 3.73 / 4.10 Pinion Shaft Dia. / Spline: 2.0" / 37

PART #	Description	PART #	Description
Ring & Pinion Gear Sets		Overhaul & Install Kits	
ZG D80-331 [36270]	3.31 Ratio	ZK D80-A [37025]	4.125" O.D. Master Overhaul Kit
ZG D80-354 [36091]	3.54 Ratio	ZK D80-B [37078]	4.375" O.D. Master Overhaul Kit
ZG D80-373 [36092]	3.73 Ratio	ZBKD80-A [58003]	4.125" O.D. / Bearing & Seal kit
ZG D80-373-4 [36093]	3.73 Ratio / thin	ZBKD80-B [58004]	4.375" O.D. / Bearing & Seal kit
ZG D80-411 [36094]	4.11 Ratio		
ZG D80-411T [36095]	4.11 Ratio / thick	Spider Gear Sets	
ZG D80-430 [36096]	4.30 Ratio	ZIKD70-S-35 [39011]	Standard open spider gear set, 35 spline
ZG D80-463 [36097]	4.63 Ratio	ZIKD80-S-37 [39012]	Standard open spider gear set, 37 spline
ZG D80-488 [36098]	4.88 Ratio		
ZG D80-513 [36099]	5.13 Ratio		
ZG D80-538 [36271]	5.38 Ratio		

Ford 7.5"

Passenger Car, Small Truck & Astro Van

R/G Diameter: 7.5" R/G Bolts: (10) 7/16" x 20 RH Cover Bolts: 10 Carrier Breaks: None Pinion Shaft Dia. / Spline: 1.625" / 28

PART #	Description	PART #	Description
Ring & Pinion Gear Sets		Overhaul & Install Kits	
ZG F7.5-308 [36113]	3.08 Ratio	ZK F7.5 [37027]	Master Overhaul Kit
ZG F7.5-373 [36114]	3.73 Ratio		
ZG F7.5-411 [36267]	4.11 Ratio	Spider Gear Sets	
ZG F7.5-456 [36277]	4.56 ratio	ZIKF7.5-S-28 [39014]	Standard open spider gear set, 28 spline

Ford 8"

Passenger Car

R/G Diameter: 8.0" R/G Bolts: (10) 3/8" x 20 RH Cover Bolts: Dropout Carrier Breaks: None Pinion Shaft Dia. / Spline: 1.188" / 25

PART #	Description	PART #	Description
Ring & Pinion Gear Sets		Spider Gear Sets	
ZG F8-300 [36115]	3.00 Ratio	ZIKF9-S-28-2 [39018]	Standard open spider gear set, 28 spline, 2 pinion
ZG F8-325 [36116]	3.25 Ratio		
ZG F8-355 [36117]	3.55 Ratio	Traction Aids & Spools	
ZG F8-380 [36118]	3.80 Ratio	ZP MINSF9-28 [59022]	Mini spool, 28 spline
ZG F8-411 [36119]	4.11 Ratio	SL F9-28-31 [17042]	28 spline, Spartan Locker, w/hardened X/P shaft
Overhaul & Install Kits		Small Parts	
ZK F8 [37028]	Master Overhaul kit	SL XP-F9-L [17021]	Hardened Cross Pin Shaft-long
ZK F8-AG [37029]	Master Overhaul kit, w/ aftermarket posi or locker	SL XP-F9-S [17022]	Hardened Cross Pin Shaft-short
		SL XP-F9-XS [17044]	Hardened Cross Pin Shaft/ 2 pinion case

Ford 8.8" Standard & Reverse

Passenger Car & Truck

R/G Diameter: 8.8" R/G Bolts: (12) 7/16" x 20 RH Cover Bolts: 10 Carrier Breaks: None Pinion Shaft Dia. / Spline: 1.625" / 28

PART #	Description	PART #	Description
Ring & Pinion Gear Sets		Ring & Pinion Gear Sets (Cont.)	
ZG F8.8-308 [36120]	3.08 Ratio	ZG F8.8R-373R [36306]	3.73 Ratio, Reverse
ZG F8.8-327 [36309]	3.27 Ratio	ZG F8.8R-456R [36130]	4.56 Ratio, Reverse
ZG F8.8-331 [36121]	3.31 Ratio	ZG F8.8R-488R [36131]	4.88 Ratio, Reverse
ZG F8.8-355 [36122]	3.55 Ratio	ZG F8.8R-513R [36132]	5.13 Ratio, Reverse
ZG F8.8-373 [36123]	3.73 Ratio		
ZG F8.8-390 [36124]	3.90 Ratio	Overhaul & Install Kits	
ZG F8.8-411 [36125]	4.11 Ratio	ZK F8.8 [37030]	Master Overhaul kit, '09 & down
ZG F8.8R-411R [36129]	4.11 Ratio, Reverse	ZK F8.8-B [37080]	3.250" O.D. Master Overhaul Kit, '10 & up Mustang
ZG F8.8-430 [36329]	4.30 Ratio	ZK F8.8-C [37081]	3.544" O.D. Master Overhaul Kit, '11 & up F150
ZG F8.8-456 [36126]	4.56 Ratio	ZK F8.8--SUV [37031]	Master Overhaul Kit
ZG F8.8-488 [36127]	4.88 Ratio	ZK F8.8-REV [37032]	Master Overhaul Kit
ZG F8.8-513 [36128]	5.13 Ratio	ZK F8.8-REV-B [36117]	Master Overhaul Kit, '09 & up

Continued on next page

Ford 8.8" Standard & Reverse (Cont.)

Passenger Car & Truck

R/G Diameter: 8.8" R/G Bolts: (12) 7/16" x 20 RH Cover Bolts: 10 Carrier Breaks: None Pinion Shaft Dia. / Spline: 1.625" / 28

PART #	Description	PART #	Description
Overhaul & Install Kits (Cont.)			
ZBKF8.8 [58007]	Bearing & Seal kit, '09 & down	ZIKF8.8-S-28 [39015]	Standard open spider gear set, 28 spline
ZBKF8.8-B [58027]	3.250" O.D. Bearing & Seal Kit, '10 & up Mustang	ZIKF8.8-S-31 [39016]	Standard open spider gear set, 31 spline
ZBKF8.8-C [58028]	3.544" O.D. Bearing & Seal Kit, '11 & up F150	ZIKF8.8-T/L-31 [39032]	Trac Loc posi spider gear set, 31 spline
ZPKF8.8-A [60009]	Pinion Install Kit, '09 & down		
Traction Aids & Spools			
SL F8.8-31 [17005]	31 spline, Spartan Locker, w/hardened X/P shaft		
Small Parts			
SL XP-F8.8 [17020]	Hardened Cross Pin Shaft		

Ford 9"

Passenger Car, Truck and Racing Applications

R/G Diameter: 9" R/G Bolts: (10) 7/16" x 20 LH Cover Bolts: Dropout Carrier Breaks: None Pinion Shaft Dia. / Spline: 1.312" / 28, 1.5" / 35

PART #	Description	PART #	Description
Ring & Pinion Gear Sets			
ZG F9-300 [36133]	3.00 Ratio	ZK F9-A [37033]	Master Overhaul Kit
ZG F9-325 [36134]	3.25 Ratio	ZK F9-A-SPC [37034]	Master Overhaul Kit, w/solid spacer
ZG F9-350 [36135]	3.50 Ratio	ZK F9-B [37035]	Master Overhaul Kit
ZG F9-370 [36137]	3.70 Ratio	ZK F9-C [37036]	Master Overhaul Kit
ZG F9-389 [36138]	3.89 Ratio	ZK F9-C-SPC [37037]	Master Overhaul Kit, w/solid spacer
ZG F9-411 [36139]	4.11 Ratio	ZK F9-HDC [37038]	Master Overhaul Kit
ZG F9-433 [36140]	4.33 Ratio	ZK F9-HDC-SPC [37039]	Master Overhaul Kit, w/solid spacer
ZG F9-456 [36141]	4.56 Ratio	ZK F9-HDD-SPC [37040]	Master Overhaul Kit, w/solid spacer
ZG F9-471 [36142]	4.71 Ratio	ZBKF9-A [58043]	Bearing & Seal Kit, LM102910 carrier races
ZG F9-486 [36143]	4.86 Ratio	ZPKF9-A [60002]	Pinion Bearing kit
ZG F9-513 [36145]	5.13 Ratio		
ZG F9-529 [36146]	5.29 Ratio	Traction Aids & Spools	
ZG F9-543 [36147]	5.43 Ratio	ZP FSF9-28 [59003]	steel spool, 28 spline
ZG F9-567 [36148]	5.67 Ratio	ZP FSF9-31 [59004]	steel spool, 31 spline
ZG F9-600 [36150]	6.00 Ratio	ZP FSF9-35 [59025]	steel spool, 35 spline
ZG F9-633 [36152]	6.33 Ratio	ZP MINSF9-28 [59022]	Mini spool, 28 spline
ZG F9-650 [36153]	6.50 Ratio	ZP MINSF9-31 [59023]	Mini spool, 31 spline
		SL F9-28-31 [17042]	28/31 spline, Spartan Locker, w/hardened X/P shaft
Spider Gear Sets			
ZIKF9-S-28-2 [39018]	Standard open spider gear set, 28 spline, 2 pinion	Small Parts	
ZIKF9-S-31-4 [39019]	Standard open spider gear set, 31 spline, 4 pinion	SL XP-F9-L [17021]	Hardened Cross Pin Shaft-long
		SL XP-F9-S [17022]	Hardened Cross Pin Shaft-short
		SL XP-F9-XS [17044]	Hardened Cross Pin Shaft, 2-pinion case

**Ford 9"
Lightweight Spool**



**Toyota V6
Spool**



Ford 9.75"

Ford Trucks & SUV

R/G Diameter: 9.75" R/G Bolts: (12) 12mm x 1.25 RH Cover Bolts: 12 Carrier Breaks: None Pinion Shaft Dia. / Spline: 1.970" / 31

PART #	Description	PART #	Description
Ring & Pinion Gear Sets		Overhaul & Install Kits	
ZG F9.75-308 [36154]	3.08 Ratio, '10 & Down	ZG F9.75-513 [36160]	5.13 Ratio, '10 & Down
ZG F9.75-355-11 [36293]	3.55 Ratio, '11 & up	ZK F9.75-A [37086]	Master Overhaul Kit, '97-'98
ZG F9.75-373-11 [36294]	3.73 Ratio, '11 & up	ZK F9.75-B [37087]	Master Overhaul Kit, '00-'07
ZG F9.75-411 [36157]	4.11 Ratio, '10 & Down	ZK F9.75-C [37101]	Master Overhaul Kit, '08-'10
ZG F9.75-411-11 [36295]	4.11 Ratio, '11 & up	ZK F9.75-D [37102]	Master Overhaul Kit, '11 & up
ZG F9.75-456-11 [36296]	4.56 Ratio, '11 & up	ZBKF9.75-A [58008]	Bearing & Seal kit, '97-'98
ZG F9.75-488-11 [36297]	4.88 Ratio, '11 & up	ZBKF9.75-B [58009]	Bearing & Seal kit, '00-'07
		ZBKF9.75-C [58029]	Bearing & Seal Kit, '08-'10
		ZBKF9.75-D [58030]	Bearing & Seal Kit, '11 & up
		ZPKF9.75 [60021]	Pinion Bearing kit
Spider Gear Sets			
ZIKF9.75-S-34 [39017]	Standard open spider gear set, 34 spline		

Ford 10.25" / 10.5"

Ford Truck

R/G Diameter: 10.25" R/G Bolts: (12) 1/2" x 20 RH Cover Bolts: 12 Carrier Breaks: None Pinion Shaft Dia. / Spline: 1.940" / 31 ('10 & down) 37 ('11 & up)

PART #	Description	PART #	Description
Ring & Pinion Gear Sets		Ring & Pinion Gear Sets (Cont.)	
ZG F10.25-355S [36102]	3.55 Ratio, '92 & older	ZG F10.5-411-31 [36274]	4.11 Ratio, '99-'10
ZG F10.25-355L [36103]	3.55 Ratio, '93-'98	ZG F10.5-456-31 [36275]	4.56 Ratio, '99-'10
ZG F10.25-373L [36104]	3.73 Ratio, '93-'98		
ZG F10.25-411S [36105]	4.11 Ratio, '92 & older	Overhaul & Install Kits	
ZG F10.25-411L [36106]	4.11 Ratio, '93-'98	ZK F10.25 [37026]	Master Overhaul Kit, '98 & down
ZG F10.5-411-37 [36364]	4.11 Ratio, '11 & up	ZK F10.5-A [37085]	Master Overhaul Kit, '07 & down
ZG F10.25-430L [36107]	4.30 Ratio, '93-'98	ZK F10.5-B [37098]	Master Overhaul Kit, '08-'10 w/10.25"
ZG F10.5-430-37 [36365]	4.30 Ratio, '11 & up	ZK F10.5-C [37099]	Master Overhaul Kit, '08-'10 w/10.5" OEM R&P
ZG F10.25-456S [36280]	4.56 Ratio, '92 & older	ZK F10.5-D [37100]	Master Overhaul Kit, '11 & up
ZG F10.25-456L [36109]	4.56 Ratio, '93-'98	ZBKF10.25 [58005]	Bearing & Seal Kit, '98 & down
ZG F10.25-488L [36110]	4.88 Ratio, '93-'98	ZBKF10.5 [58006]	Bearing & Seal Kit, '99-'07
ZG F10.25-513L [36111]	5.13 Ratio, '93-'98	ZBKF10.5-B [58054]	Bearing & Seal Kit, '08-'10 w/10.25"
ZG F10.25-538L [36112]	5.38 Ratio, '93-'98	ZBKF10.5-C [58055]	Bearing & Seal Kit, '08-'10 w/10.5" OEM R&P
ZG F10.5-355-31 [36272]	3.08 Ratio, '99-'10		
ZG F10.5-373-31 [36273]	3.73 Ratio, '99-'10	Spider Gear Sets	
ZG F10.5-373-37 [36345]	3.73 Ratio, '11 & up	ZIKF10.25-S-35 [39013]	Standard open spider gear set, 35 spline

GM 7.2IFS

GM IFS

R/G Diameter: 7.2" R/G Bolts: (10) 10mm x 1.25 Cover Bolts: N/A Carrier Breaks: 3.08 / 3.23 Pinion Shaft Dia. / Spline: 1.313" / 27

PART #	Description	PART #	Description
Ring & Pinion Gear Sets		Overhaul & Install Kits	
ZG GM7.2-373R [36415]	3.73 Ratio	ZK GM7.2IFS-A [37140]	Master Overhaul Kit, '83-'97 S10 & S15
		ZK GM7.2IFS-B [37141]	Master Overhaul Kit, '98 & up
		ZK GM7.2IFS-C [37142]	Master Overhaul Kit, '01-'09 Trailblazer & Envoy

GM 7.5" / 7.6"

GM Passenger Car & Truck

R/G Diameter: 7.5" R/G Bolts: (10) 7/16" x 20 LH Cover Bolts: 10 Carrier Breaks: 3.08 / 3.23 Pinion Shaft Dia. / Spline: 1.438" / 27

PART #	Description	PART #	Description
Ring & Pinion Gear Sets		Spider Gear Sets	
ZG GM7.5-273 [36192]	2.73 Ratio	ZBKGM7.5-B [58015]	Standard open spider gear set, 26 spline
ZG GM7.5-308 [36193]	3.08 Ratio	ZBKGM7.5-B [58015]	Standard open spider gear set, 28 spline
ZG GM7.5-323 [36194]	3.23 Ratio		
ZG GM7.5-342 [36195]	3.42 Ratio	Overhaul & Install Kits	
ZG GM7.5-342T [36196]	3.42 Ratio / thick	ZK GM7.5-A [37048]	Master Overhaul Kit, '81 & older
ZG GM7.5-373 [36197]	3.73 Ratio	ZK GM7.5-B [37049]	Master Overhaul Bearing Kit, '82-'99
ZG GM7.5-373T [36198]	3.73 Ratio / thick	ZK GM7.5-C [37050]	Master Overhaul Bearing Kit, '00 & up
ZG GM7.5-411 [36199]	4.11 Ratio	ZBKGM7.5-B [58015]	Bearing & Seal kit, '82-'99
ZG GM7.5-411T [36200]	4.11 Ratio / thick	ZBKGM7.5-B [58015]	Bearing & Seal kit, '00 & up
ZG GM7.5-456 [36201]	4.56 Ratio	ZBKGM7.5-B [58015]	Pinion Install Kit, '82-'99
		ZBKGM7.5-B [58015]	Pinion Install Kit, '00 & up

GM 7.6IFS

Hummer H3, Chevy Colorado 33097

R/G Diameter: 7.625" R/G Bolts: (10) 7/16" x 20 RH Cover Bolts: 10 Carrier Breaks: 3.08 / 3.23 Pinion Shaft Dia. / Spline: 1.438" / 28

PART #	Description
Overhaul & Install Kits	
ZK GM7.6IFS [37143]	Master Overhaul Kit

GM 7.75"

GTO

R/G Diameter: 7.75" R/G Bolts: (8) Cover Bolts: 9 Carrier Breaks: 2.77 / 3.27 Pinion Shaft Dia. / Spline: 27

PART #	Description
Overhaul & Install Kits	
ZK G7.75IRS [37144]	Master Overhaul Kit, '04-'06 Pontiac GTO

GM 8.0"

Envoy / Trail Blazer

R/G Diameter: 8.0" R/G Bolts: (10) 7/16" x 20 LH Cover Bolts: 10 Carrier Breaks: None Pinion Shaft Dia. / Spline: 1.781" / 27

PART #	Description
Ring & Pinion Gear Sets	
ZK GM8.0 [37072]	Master Overhaul Kit

GM 8.2"

'64-'72 Chevrolet Passenger Car

R/G Diameter: 8.2" R/G Bolts: (10) 3/8" x 24 LH Cover Bolts: 10 Carrier Breaks: 2.76 / 3.07 Pinion Shaft Dia. / Spline: 1.438" / 25

PART #	Description	PART #	Description
Ring & Pinion Gear Sets		Overhaul & Install Kits	
ZG GM8.2-308 [36202]	3.08 Ratio	ZK GM8.2 [37051]	Master Overhaul Kit
ZG GM8.2-336 [36203]	3.36 Ratio	ZBKG8.2 [58049]	Bearing & Seal Kit
ZG GM8.2-355 [36204]	3.55 Ratio		
ZG GM8.2-373 [36205]	3.73 Ratio	Traction Aids & Spools	
ZG GM8.2-411 [36206]	4.11 Ratio	ZP MINS8.2-28 [59024]	Mini spool

Spider Gear Sets	
ZIKGM8.2-S-28 [39025]	Standard open spider gear set, 28 spline

GM 8.2" BOP

'64-'72 Buick, Olds & Pontiac

R/G Diameter: 8.2" R/G Bolts: (10) 3/8" x 24 LH Cover Bolts: 10 Carrier Breaks: 2.76 / 2.94 & 3.21 / 3.31 Pinion Shaft Dia. / Spline: 1.438" / 27

PART #	Description
Overhaul & Install Kits	
ZK GM8.2BOP [37054]	Master Overhaul Kit

GM Cast Iron Corvette

'63-'79 Corvette

R/G Diameter: 8.2" R/G Bolts: (10) 3/8" x 24 RH Cover Bolts: 8 Carrier Breaks: 2.76 / 3.07-3.90 / 4.10 Pinion Shaft Dia. / Spline: 1.625" / 30

PART #	Description
Overhaul & Install Kits	
ZK GMVET-CI [37063]	Master Overhaul Kit
ZBKG8.2-CI [58052]	Bearing Kit

GM 8.25" IFS Front

1993-Present GM 1/2 & 3/4 ton IFS

R/G Diameter: 8.25" R/G Bolts: (10) 7/16" x 20 LH Cover Bolts: N/A Carrier Breaks: 3.23 / 3.42 Pinion Shaft Dia. / Spline: 1.625" / 30

PART #	Description	PART #	Description
Ring & Pinion Gear Sets			
ZG GM8.25-342R [36343]	3.42 Ratio	ZK GM8.25IFS-A [37052]	Master Overhaul Kit, '98 & older
ZG GM8.25-373R [36342]	3.73 Ratio	ZK GM8.25IFS-B [37053]	Master Overhaul Kit, '99 & up
ZG GM8.25-411R [36207]	4.11 Ratio	ZBKGM8.25IFS-B [58021]	Bearing Kit, '99 & up
ZG GM8.25-456R [36208]	4.56 Ratio		
ZG GM8.25-488R [36209]	4.88 Ratio		
ZG GM8.25-513R [36210]	5.13 Ratio		

GM 8.5"

'70-Present Passenger Car, '78-'99 1/2 Ton Truck

R/G Diameter: 8.5" R/G Bolts: (10) 7/16" x 20 LH Cover Bolts: 10 Carrier Breaks: 2.56 / 2.73 Pinion Shaft Dia. / Spline: 1.625" / 30

PART #	Description	PART #	Description
Ring & Pinion Gear Sets			
ZG GM8.5-273 [36346]	2.73 Ratio	ZK GM8.5 [37055]	Master Overhaul Kit, Rear
ZG GM8.5-308 [36211]	3.08 Ratio	ZK GM8.5-F [37056]	Master Overhaul Kit, Front
ZG GM8.5-323 [36212]	3.23 Ratio	ZK GM8.5-HD [37057]	Master Overhaul Kit, w/HD carrier bearings
ZG GM8.5-342 [36213]	3.42 Ratio	ZBKGM8.5 [58011]	Bearing Kit
ZG GM8.5-373 [36214]	3.73 Ratio	ZBKGM8.5-HD [58050]	Bearing Kit, w/HD carrier bearings
ZG GM8.5-390 [36215]	3.90 Ratio		
ZG GM8.5-411 [36216]	4.11 Ratio	Traction Aids & Spools	
ZG GM8.5-430 [36217]	4.30 Ratio	ZP MINSGM8.5-28 [59011]	Mini Spool
ZG GM8.5-456 [36218]	4.56 Ratio	SL GM8.5-28 [17040]	Spartan Locker, 28 spline w/hardened X/P shaft
ZG GM8.5-488 [36219]	4.88 Ratio	SL GM8.5-30 [17041]	Spartan Locker, 30 spline w/hardened X/P shaft
ZG GM8.5-513 [36220]	5.13 Ratio		
ZG GM8.5-538 [36221]	5.38 Ratio		
Spider Gear Sets			
ZIKGM8.5-S-28 [39026]	Spider Gear Set, 28 spline		
ZIKGM8.5-S-30 [39027]	Spider Gear Set, 30 spline		
ZPKGM8.5 [60013]	Pinion Install Kit		
		SL XP-GM8.5 [17024]	Cross Pin Shaft

Olds Pontiac 8.5"

Oldsmobile, Pontiac

R/G Diameter: 8.5" R/G Bolts: (10) 3/8" x 20 LH Cover Bolts: 12 Carrier Breaks: 2.78 / 3.08 - 3.23 / 3.43 Pinion Shaft Dia. / Spline: 1.626" / 27

PART #	Description	PART #	Description
Overhaul & Install Kits			
ZK GM8.5OLDS-28 [37058]	Master Overhaul Kit	Traction Aids & Spools	
		ZP PGM8.50-3-28 [59005]	Positraction, 28 spline
		ZP PGM8.50-3-31 [59006]	Positraction, 31 spline

GM 8.6"

'00 & Up 1/2 Ton Truck & Passenger Car

R/G Diameter: 8.6" R/G Bolts: (10) 7/16" x 20 LH Cover Bolts: 10 Carrier Breaks: 2.56 / 2.73 Pinion Shaft Dia. / Spline: 1.625" / 30

PART #	Description	PART #	Description
Ring & Pinion Gear Sets			
ZG GM8.5-273 [36346]	2.73 Ratio	ZK GM8.6 [37059]	Master Overhaul Kit, '99-'08
ZG GM8.5-308 [36211]	3.08 Ratio	ZK GM8.6-B [37060]	Master Overhaul Kit, '09 & up
ZG GM8.5-323 [36212]	3.23 Ratio	ZBKGM8.6 [58012]	Bearing Kit, '99 - '08
ZG GM8.5-342 [36213]	3.42 Ratio	ZBKGM8.6-B [58013]	Bearing Kit, '09 & up
ZG GM8.5-373 [36214]	3.73 Ratio	ZPKGM8.6-A [60014]	Pinion Install Kit, '99 - '08
ZG GM8.5-390 [36215]	3.90 Ratio		
ZG GM8.5-411 [36216]	4.11 Ratio	Spider Gear Sets	
ZG GM8.5-430 [36217]	4.30 Ratio	ZIKGM8.6-S-30V2 [39028]	Spider Gear Set, 30 spline, '00-'06
ZG GM8.5-456 [36218]	4.56 Ratio		
ZG GM8.5-488 [36219]	4.88 Ratio		
ZG GM8.5-513 [36220]	5.13 Ratio		
ZG GM8.5-538 [36221]	5.38 Ratio		

GM 8.6IRS

Late Model Camaro, V8

R/G Diameter: 8.6" R/G Bolts: (10) 7/16" x 20 LH Carrier Breaks: none Pinion Shaft Dia. / Spline: 1.875" / 32

PART

Description

Overhaul & Install Kits

ZK GM8.6IRS [37103] Master Overhaul Kit

GM 55P

'55-'64 Chevrolet Passenger Car & Truck

R/G Diameter: 8.5" R/G Bolts: (10) 7/16" x 20 LH Cover Bolts: 10 Carrier Breaks: 2.56 / 2.73 Pinion Shaft Dia. / Spline: 1.625" / 30

PART

Description

PART

Description

Ring & Pinion Gear Sets

ZG GM55P-308 [36189] 3.08 Ratio
ZG GM55P-373 [36191] 3.73 Ratio

Overhaul & Install Kits

ZK GM55CHEVY [36191] Master Overhaul Kit
ZBKGM55CHEVY [58048] Bearing Kit

GM Passenger Car 12 Bolt

'64-'72 Chevy & Other GM Passenger Cars

R/G Diameter: 8.875" R/G Bolts: (12) 3/8" x 24 RH Cover Bolts: 12 Carrier Breaks: 2.76 / 3.08 - 3.90 / 4.10 Pinion Shaft Dia. / Spline: 1.625" / 30

PART

Description

PART

Description

Ring & Pinion Gear Sets

ZG GM12P-342 [36165] 3.42 Ratio
ZG GM12P-355 [36166] 3.55 Ratio
ZG GM12P-373 [36167] 3.73 Ratio
ZG GM12P-373-4 [36168] 3.73 Ratio / thin
ZG GM12P-390 [36169] 3.90 Ratio
ZG GM12P-411 [36168] 4.11 Ratio
ZG GM12P-411T [36171] 4.11 Ratio / thick
ZG GM12P-456 [36172] 4.56 Ratio

Overhaul & Install Kits

ZK GM12P [37042] Master Overhaul Kit
ZBKGM12P [58044] Bearing Kit

Traction Aids & Spools

SL GM12-30 [17032] 30 spline, Spartan Locker, w/hardened X/P shaft

Small Parts

SL XP-GM12 [17023] Cross Pin Shaft

Spider Gear Sets

ZIKGM12-S-30 [39021] Spider Gear Set, 30 spline

GM Truck 12 Bolt

'63-'82 GM 1/2 Ton

R/G Diameter: 8.875" R/G Bolts: (12) 3/8" x 24 RH Cover Bolts: 12 Carrier Breaks: 2.73 / 2.76 - 3.42 / 3.73 Pinion Shaft Dia. / Spline: 1.438" / 30

PART

Description

PART

Description

Ring & Pinion Gear Sets

ZG GM12T-308 [36173] 3.08 Ratio
ZG GM12T-342 [36174] 3.42 Ratio
ZG GM12T-373 [36175] 3.73 Ratio
ZG GM12T-373T [36176] 3.73 Ratio / thick
ZG GM12T-411 [36177] 4.11 Ratio
ZG GM12T-411T [36178] 4.11 Ratio / thick
ZG GM12T-456 [36179] 4.56 Ratio
ZG GM12T-456T [36180] 4.56 Ratio / thick
ZG GM12T-488 [36181] 4.88 Ratio

Overhaul & Install Kits

ZK GM12T [37043] Master Overhaul Kit
ZBKGM12T [58045] Bearing Kit

Traction Aids & Spools

SL GM12-30 [17032] 30 spline, Spartan Locker, w/hardened X/P shaft

Small Parts

SL XP-GM12 [17023] Cross Pin Shaft

Spider Gear Sets

ZIKGM12-S-30 [39021] Standard open spider gear set, 30 spline

GM 9.25" IFS

'89-Present 3/4 & 1 Ton IFS

R/G Diameter: 9.25" R/G Bolts: (12) 12mm x 1.5 LH Cover Bolts: N/A ('10 & down) or 12 ('11 & up) Carrier Breaks: None Pinion Shaft Dia. / Spline: 1.875" / 30

PART #	Description	PART #	Description
Ring & Pinion Gear Sets		Overhaul & Install Kits	
ZG GM9.25-342R [36286]	3.42 Ratio	ZK GM9.5-A [37062]	Master Overhaul Kit, '10 & down
ZG GM9.25-373R [36276]	3.73 Ratio	ZK GM9.25IFS-B [37146]	Master Overhaul Kit, '11 & up
ZG GM9.25-411R [36283]	4.11 Ratio	ZBKGM9.25IFS-A [58023]	Bearing Kit, '10 & down
ZG GM9.25-456R [36285]	4.56 Ratio	ZBKGM9.25IFS-B [58024]	Bearing Kit, '11 & up
ZG GM9.25-513R [36222]	5.13 Ratio		
ZG GM9.25-538R [36223]	5.38 Ratio		

GM 9.5"

'79-'13, 3/4 & 1 Ton w/ c-clip rear & some HD 1/2 Ton

R/G Diameter: 9.5" R/G Bolts: (12) 12mm x 1.5 LH Cover Bolts: 14 Carrier Breaks: None Pinion Shaft Dia. / Spline: 1.875" / 30

PART #	Description	PART #	Description
Ring & Pinion Gear Sets		Overhaul & Install Kits	
ZG GM9.5-342 [36298]	3.42 Ratio	ZK GM9.5-A [37062]	Master Overhaul Kit, '79-'97
ZG GM9.5-373 [36224]	3.73 Ratio	ZK GM9.5-B [37073]	Master Overhaul Kit, '98-'13
ZG GM9.5-411 [36225]	4.11 Ratio	ZBKGM9.5-B [58051]	Bearing Kit, '98-'13
ZG GM9.5-456 [36226]	4.56 Ratio		
ZG GM9.5-488 [36227]	4.88 Ratio	Spider Gear Sets	
ZG GM9.5-513 [36228]	5.13 Ratio	ZIKGM9.5-S-33 [39029]	Spider Gear Set, 33 spline
ZG GM9.5-538 [36229]	5.38 Ratio		

GM 9.5" 12 Bolt

2014 - Present, 1/2 Ton

R/G Diameter: 9.50" R/G Bolts: 12 Cover Bolts: 12 Carrier Breaks: None Pinion Shaft Diameter/Spline: 1.875"/30

PART #	Description
Overhaul & Install Kits	
ZK GM9.5-12B [37118]	Master Overhaul Kit

GM 9.76"

2014 - Present, 1/2 Ton

R/G Diameter: 9.76" R/G Bolts: (12) 12mm x 1.5 LH Cover Bolts: 14 Carrier Breaks: None Pinion Shaft Dia. / Spline: 1.875" / 30

PART #	Description
Overhaul & Install Kits	
ZK GM9.76 [37119]	Master Overhaul Kit

GM 10.5" 14 Bolt Truck

73 & Up GM 3/4 & 1 Ton, full float

R/G Diameter: 10.5" R/G Bolts: (12) 9/16" x 18 RH Cover Bolts: 14 Carrier Breaks: 4.10/4.56 Pinion Shaft Dia. / Spline: 1.75" / 30

PART #	Description	PART #	Description
Ring & Pinion Gear Sets		Overhaul & Install Kits	
ZG GM14T-342 [36284]	3.42 Ratio	ZK GM14T-A [37044]	Master Overhaul Kit, '88 & down
ZG GM14T-373 [36182]	3.73 Ratio	ZK GM14T-B [37045]	Master Overhaul Kit, '89-'97
ZG GM14T-411 [36183]	4.11 Ratio	ZK GM14T-C [37046]	Master Overhaul Kit, '98 & up
ZG GM14T-456 [36184]	4.56 Ratio	ZBKGM14T-C [58010]	Bearing & Seal Kit, '98 & up
ZG GM14T-456T [36185]	4.56 Ratio / thick	ZBKGM14T-A [58046]	Bearing & Seal kit, '88 & down
ZG GM14T-488T [36186]	4.88 Ratio / thick	ZBKGM14T-B [58047]	Bearing & Seal kit, '89-'97
ZG GM14T-513T [36187]	5.13 Ratio / thick		
ZG GM14T-538T [36188]	5.38 Ratio / thick	Spider Gear Sets	
		ZIKGM14T-S-30 [39022]	Standard open spider gear set, 30 spline

GM 11.5"

00 & Up Extra HD 3/4 & 1 Ton

R/G Diameter: 11.5" R/G Bolts: 12 Cover Bolts: 14 Carrier Breaks: None Pinion Shaft Dia. / Spline: 30

PART #	Description	PART #	Description
Ring & Pinion Gear Sets			
ZG GM11.5-342 [36328]	3.42 Ratio	ZK GM11.5 [37041]	4.125" O.D. Master Overhaul Kit, '10 & down
ZG GM11.5-373 [36282]	3.73 Ratio	ZK GM11.5-B [37074]	4.375" O.D. Master Overhaul Kit, '11 & up
ZG GM11.5-411 [36161]	4.11 Ratio	ZBKGM11.5-A [58016]	Bearing & Seal Kit 4.125" O.D., '10 & down
ZG GM11.5-456 [36162]	4.56 Ratio		
ZG GM11.5-488 [36163]	4.88 Ratio	Spider Gear Sets	
		ZIKGM11.5-S-30 [39020]	Standard open spider gear set, 30 spline

Toyota 7.5" Standard Rotation

'79 1/2 ton 2WD Rear, '86 - '98 1/2 Ton 4WD IFS

R/G Diameter: 7.5" R/G Bolts: (10) 11mm x 1.0 RH Cover Bolts: Dropout Carrier Breaks: None Pinion Shaft Dia. / Spline: 27

PART #	Description	PART #	Description
Ring & Pinion Gear Sets			
ZG T7.5-488 [36243]	4.88 Ratio	Traction Aids & Spools	
ZG T7.5-529 [36244]	5.29 Ratio	SL T7.5-27 [17014]	27 spline, Spartan Locker, w/hardened X/P shaft
Overhaul & Install Kits			
ZK T7.5-4CYL [37106]	Master Overhaul Kit, 4 Cyl., w/o side shims	Small Parts	
ZK T7.5-4CYL-FULL [37107]	Master Overhaul Kit, 4 Cyl. w/side shims	SL XP-T7.5 [17030]	Hardened Cross Pin Shaft
ZK T7.5-V6 [37110]	Master Overhaul Kit, 6 Cyl., w/o side shims		
ZK T7.5-V6-FULL [37111]	Master Overhaul Kit, 6 Cyl., w/side shims		

Toyota 7.5" Reverse Rotation

'95 & Up Tacoma, T100 IFS, Tacoma, 4Runner & Sequoia

R/G Diameter: 7.5" R/G Bolts: (10) 11mm x 1.0 RH Cover Bolts: Dropout Carrier Breaks: None Pinion Shaft Dia. / Spline: 27

PART #	Description	PART #	Description
Ring & Pinion Gear Sets			
ZG T7.5R-456R [36245]	4.56 Ratio	Overhaul & Install Kits	
ZG T7.5R-488R [36246]	4.88 Ratio	ZK T7.5-REV [37108]	Master Overhaul Kit, 4 Cyl., w/o side shims
ZG T7.5R-529R [36247]	5.29 Ratio	ZK T7.5-REV-FULL [37109]	Master Overhaul Kit, 4 Cyl., w/side shims
Traction Aids & Spools			
Small Parts			
SL XP-T7.5 [17030]	Hardened Cross Pin Shaft	SL T7.5-27 [17014]	27 spline, Spartan Locker, w/hardened X/P shaft



Dont forget to pack a lunchbox.

Replace your spider gears with the easy-to-install, 9310 steel, lunchbox-style Spartan Locker from USA Standard Gear® Backed by a One Year Warranty.



Toyota 8" 4 Cylinder

'79-'95 Rear, '79-'85 4WD Front, '85-'95 2WD Turbo Rear

R/G Diameter: 8.0" R/G Bolts: (10) 11mm x 1.0 RH Cover Bolts: Dropout Carrier Breaks: None Pinion Shaft Dia. / Spline: 1.378" / 27

PART #	Description	PART #	Description
Ring & Pinion Gear Sets			
ZG T8-411-29 [36287]	4.11 Ratio / 29 spline	Overhaul & Install Kits	
ZG T8-411K [36325]	4.11 Ratio yoke package / 29 Spline	ZK T8-A [37069]	Master Overhaul Kit, '85 & down
ZG T8-390K [36355]	4.30 Ratio / 29 spline	ZK T8-A-SPC [37076]	Master Overhaul Kit, '85 & down
ZG T8-456 [36251]	4.56 Ratio / 27 spline	ZK T8-B [37070]	Master Overhaul Kit, '86 & up or w/OEM R&P
ZG T8-456-29 [36288]	4.56 Ratio / 29 spline	Traction Aids & Spools	
ZG T8-456K [36324]	4.56 Ratio yoke package / 29 Spline	ZP FST8-30 [59010]	4 cylinder spool
ZG T8-488-29 [36289]	4.88 Ratio / 29 spline	SL T8-30 [17015]	30 spline, Spartan Locker
ZG T8-529K [36323]	5.29 Ratio yoke package / 29 Spline	Small Parts	
ZG T8-529-29 [36290]	5.29 Ratio / 29 spline	SL XP-T8 [17031]	Hardened Cross Pin Shaft
ZG T8-571-29 [36291]	5.71 Ratio / 29 spline		
Spider Gear Sets			
ZIKT8-S-30 [39031]	Standard open spider gear set, 30 spline		

Toyota V6

87-'95 Toyota Hilux 2WD & 4WD Pickup w/V6 engine, '77-'95 1/2 Ton 2WD Hilux Pickup

R/G Diameter: 8.125" R/G Bolts: (10) 11mm x 1.0 RH Cover Bolts: Dropout Carrier Breaks: None Shaft Dia. / Spline: 1.378" / 27

PART #	Description	PART #	Description
Ring & Pinion Gear Sets			
ZG TV6-373-29 [36316]	3.73 Ratio / 29 Spline	Overhaul & Install Kits	
ZG TV6-411-29 [36331]	4.11 Ratio / 29 Spline	ZK TV6 [37071]	Master Overhaul Kit, 27 spline
ZG TV6-411K [36320]	4.11 Ratio, yoke package / 29 Spline	ZK TV6-B [37088]	Master Overhaul Kit, 29 spline
ZG TV6-430-29 [36317]	4.30 Ratio / 29 Spline	ZK TV6-SPC [37075]	Master Overhaul Kit, 27 spline w/solid spacer
ZG TV6-456-29 [36310]	4.56 Ratio / 29 Spline	Traction Aids & Spools	
ZG TV6-456K [36322]	4.56 Ratio, yoke package / 29 Spline	ZP FSTV6-30 [59012]	Steel spool
ZG TV6-488-29 [36307]	4.88 Ratio, 29 spline	SL TV6-30 [17034]	Toyota V6, 30 spline, Spartan Locker
ZG TV6-488K [36318]	4.88 Ratio, yoke package / 29 Spline		
ZG TV6-529-29 [36308]	5.29 Ratio, 29 spline		
ZG TV6-529K [36321]	5.29 Ratio, yoke package / 29 Spline		

Toyota 8" Clamshell Front

FJ Cruiser Front

R/G Diameter: 8" R/G Bolts: (10) 11mm x 1.0 RH Cover Bolts: N/A Carrier Breaks: 3.73 / 3.91 Pinion Shaft Dia. / Spline: 1.378" / 29

PART #	Description
Overhaul & Install Kits	
ZK TLC-REV-B [37115]	Master Overhaul Kit

Toyota 10.5"

'07 & Up Tundra & Sequoia w/5.7L V8

R/G Diameter: 10.5" R/G Bolts: 14mm RH Cover Bolts: Dropout Carrier Breaks: None Pinion Shaft Dia. / Spline: 1.770" / 34

PART #	Description
Overhaul & Install Kits	
ZK T10.5 [37120]	Master Overhaul Kit

Toyota Land Cruiser Reverse Rotation

91-'97 TLC Front

R/G Diameter: 9.5" R/G Bolts: (12) Cover Bolts: 10 Carrier Breaks: None Pinion Shaft Dia. / Spline: 10 or 27

PART #	Description	PART #	Description
Ring & Pinion Gear Sets			
ZG TLCF-488R [36260]	4.88 Ratio	Overhaul & Install Kits	
		ZK TLC-REV-A [37114]	Master Overhaul Kit, '91-'97

Toyota Land Cruiser Standard Rotation

'69-'97 TLC Rear, '69-'90 TLC Front

R/G Diameter: 9.5" R/G Bolts: (12) Cover Bolts: 10 Carrier Breaks: None Pinion Shaft Dia. / Spline: 10 or 27

PART #	Description	PART #	Description
Ring & Pinion Gear Sets		Overhaul & Install Kits	
ZG TLC-411 [36256]	4.11 Ratio	ZK TLC-A [37082]	90 & older Master Overhaul Kit
ZG TLC-456 [36257]	4.56 Ratio	ZK TLC-B [37113]	91 & newer Master Overhaul Kit
ZG TLC-488 [36258]	4.88 Ratio	Small Parts	
ZG TLC-529 [36259]	5.29 Ratio	SL XP-GM12 [17023]	Hardened Cross Pin Shaft
Traction Aids & Spools			
SL TLC-30 [17033] 30 spline, Spartan Locker, w/hardened X/P shaft			

Toyota T100

Sequoia, Highlander, w/o factory locking differential

R/G Diameter: 8.125" R/G Bolts: (10) 11mm x 1.0 RH Cover Bolts: Dropout Carrier Breaks: None Pinion Shaft Dia. / Spline: 1.378" / 27

PART #	Description	PART #	Description
Ring & Pinion Gear Sets		Overhaul & Install Kits	
ZG T100-411 [36278]	4.11 ratio	ZK T100 [37105]	Master Overhaul Kit, w/o Factory Electric Locker
ZG T100-456 [36239]	4.56 Ratio		
ZG T100-488 [36240]	4.88 Ratio		
ZG T100-529 [36241]	5.29 Ratio		

Nissan M226 Rear

Titan, Pathfinder, Frontier, & Xterra

R/G Diameter: 8.5" (216mm) R/G Bolts: (10) 7/16" x 20 RH Cover Bolts: 12 Carrier Breaks: None Pinion Shaft Dia. / Spline: 1.625" / 24

PART #	Description
Overhaul & Install Kits	
ZK MM226 [37104]	Master Overhaul Bearing Kit
SL NTITAN-32 [17009]	Spartan Locker, includes hardened X/P shaft
SL XPNTITAN [17027]	Hardened Cross Pin Shaft

Nissan Patrol

Patrol

R/G Diameter: 9.2" R/G Bolts: 9 Cover Bolts: Dropout Carrier Breaks: None Pinion Shaft Dia. / Spline: 30

PART #	Description	PART #	Description
Traction Aids & Spools		Small Parts	
SL NPATROL-31 [17036]	Spartan Locker, w/hardened X/P shaft	SL XP-NPATROL [17039]	Hardened Cross Pin Shaft

Suzuki Samurai

Samurai

R/G Diameter: 6 7/8" R/G Bolts: (10) Cover Bolts: None Carrier Breaks: None Pinion Shaft Dia. / Spline: 26

PART #	Description	PART #	Description
Overhaul & Install Kits		Small Parts	
ZK ISAM [37064]	Master Overhaul Bearing Kit	SL XP-SUZSAM-L [17028]	Hardened Cross Pin Shaft-long
ZPKISAM [60019]	Pinion Install Kit	SL XP-SUZSAM-S [17029]	Hardened Cross Pin Shaft-short
Traction Aids & Spools			
SL SUZSAM [17013] 26 spline, Spartan Locker, w/hardened X/P shaft			

AXLES: FRONT AND REAR

OVERVIEW OF AN AXLE

An axle shaft is the final part of a differential that transfers power to the wheels. Front and rear axle shafts have different construction details. A rear axle mates to the wheel via a flange on the end. A Front axle consists of two shafts, an inner and an outer, that mate to each other via a universal joint to allow for turning. Front Axles connect to the Front wheels via a hub assembly. Factory axle are typically made from a 1040 alloy steel, while aftermarket performance shafts are made from a 1541H or 4340 Chromoly alloy for significant strength gains.

PRODUCT ADD-ON OPPORTUNITIES

When an axle is sold, it is beneficial to sell axle bearings and seals and axle studs.

A common reason for axle failure is bad bearings and seals and replacing these is critical. These parts are inexpensive and will guarantee longevity and optimal performance.

AXLE BEARINGS & SEALS, AXLE STUDS



ANATOMY OF AN AXLE

BOLT PATTERN: Bolt pattern is determined by counting the number of stud holes and measuring across them (see reverse side).


BEARING JOURNAL: Where the axle bearing rides or is pressed on to.

SPLINE: Mate to the spider gears. Counting the number of splines can help determine what differential the customer has.

SEAL SURFACE: Where the axle seal rides on the axle.

YOKE: A universal joint installs into the yoke ear holes and allows for the inner and outer Front axle to be joined together.

FLANGE: Mates to the wheel.



BLANK Axles

PART #	CATEGORY	Description
ZA W61554-4340L [35099]	Front Blank	D30 & D44 blank axle shaft, 36.25", 4340 Chromoly
ZA W81556-4340L [35100]	Front Blank	D60 blank axle shaft, 38", 4340 Chromoly

Jeep Axles

PART #	CATEGORY	Description
ZA C52070350 [35010]	Rear Axle	Chrysler 8.25", Jeep Liberty, 30 7/8", 29 spline
ZA C53008134 [35111]	Rear Axle	Chrysler 8.25", Jeep Cherokee, 29 7/8", 27 spline
ZA D72912-1X [35013]	Rear Axle	AMC Model 35 bolt-in axle shaft, RH, 29", 27 spline
ZA D72912-2X [35011]	Rear Axle	AMC Model 35 bolt-in axle shaft, LH, 30 1/2", 27 spline
ZA D74871-1X [35014]	Rear Axle	Dana 44HD axle shaft, RH, 29 3/8" long
ZA D74871-2X [35015]	Rear Axle	Dana 44HD axle shaft, LH, 30 3/8" long
ZA D75786-1X [35016]	Rear Axle	Dana 44 rear, '97 & up Jeep TJ, RH, 29 3/4", 30 spline
ZA D75786-2X [35018]	Rear Axle	Dana 44 rear, '97 & up Jeep TJ, LH, 29 1/4", 30 spline
ZA M35C-27-L [35062]	Rear Axle	Model 35 C-Clip axle shaft, LH, 30 11/16", 27 spline
ZA M35C-27-LK [35195]	Rear axle	Model 35 C-Clip axle shaft, LH, 30 11/16", 27 spline, includes bearing, seal & studs
ZA M35C-27-R [35063]	Rear Axle	Model 35 C-Clip axle shaft, RH, 29 1/8", 27 spline
ZA M35C-27-RK [35196]	Rear axle	Model 35 C-Clip axle shaft, RH, 29 1/8", 27 spline, includes bearing, seal & studs
ZA W24106 [35162]	Front Axle Kit	Dana 30 Front axle kit, '72-'81 Jeep CJ, 27 spline, 4340 Chromoly
ZA W24108 [35163]	Front Axle Kit	Dana 30 Front axle kit, '72-'81 Jeep CJ, 27 spline, 4340 Chromoly,
ZA W24110 [35164]	Front Axle Kit	Dana 30 Front axle kit, Jeep YJ, XJ, TJ & ZJ, 27 spline, 4340 Chromoly
ZA W24112 [35127]	Front Axle Kit	Dana 30 Front axle kit, Jeep YJ, XJ, TJ & ZJ, 27 spl, 4340 Chromoly, w/Super Joints, Not for daily driver
ZA W24114 [35128]	Front Axle Kit	Dana 30 Front axle kit, '82-'86 Jeep CJ, 4340 Chromoly
ZA W24116 [35129]	Front Axle Kit	Dana 30 Front axle kit, '82-'86 Jeep CJ, 4340 Chromoly, w/Super Joints
ZA W24128 [35134]	Front Axle Kit	D44 Front axle kit, '71-'80 IHC Scout, 4340 Chromoly, w/ Super Joints
ZA W24138 [35066]	Front Axle Kit	D44 Front axle kit, '80-'92 Wagoneer, 4340 Chromoly
ZA W24140 [35138]	Front Axle Kit	Dana 44 Front axle kit, '80-'92 Wagoneer, 30 spline, 4340 Chromoly
ZA W24142 [35067]	Front Axle Kit	D44 Front axle kit, '74-'79 Wagoneer w/drum brake, 4340 Chromoly
ZA W24144 [35139]	Front Axle Kit	Dana 44 Front axle kit, '74-'79 Wagoneer w/ Drum brakes, 30spl, 4340 Chromoly, w/Super Joints
ZA W24146 [35068]	Front Axle Kit	D44 Front axle kit, '74-'79 Wagoneer w/disc brake, 4340 Chromoly
ZA W24148 [35140]	Front Axle Kit	Dana 44 Front axle kit, '74-'79 Wagoneer w/ Disc brakes, 30 spline, 4340 Chromoly, w/Super Joints
ZA W24154 [35142]	Front Axle Kit	Dana 44 Front axle kit, Jeep TJ Rubicon, 30 spline, 4340 Chromoly
ZA W24156 [35143]	Front Axle Kit	Dana 44 Front axle kit, Jeep TJ Rubicon, 30 spline, 4340 Chromoly, w/Super Joints, Not for daily driver
ZA W24160 [35144]	Front Axle Kit	Dana 30 Front axle kit, Jeep YJ, XJ, TJ & ZJ, 30 spline, 4340 Chromoly
ZA W24160-YGL [35177]	Front Axle Kit	Dana 30 Front axle kit, Jeep YJ, XJ, TJ & ZJ, 30 spline, 4340 Chromoly, w/Grizzly Locker
ZA W24160-YZL [35179]	Front Axle Kit	Dana 30 Front axle kit, Jeep YJ, XJ, TJ & ZJ, 30 spline, 4340 Chromoly, w/Zip Locker
ZA W24162 [35145]	Front Axle Kit	Dana 30 Front axle kit, Jeep YJ, XJ, TJ & ZJ, 30 spline, 4340 Chromoly, w/Super Joints, Not for daily driver
ZA W24162-YGL [35178]	Front Axle Kit	Dana 30 Front axle kit, Jeep YJ, XJ, TJ & ZJ, 30 spline, 4340 Chromoly, w/Grizzly Locker & Super Joints, Not for daily driver
ZA W24162-YZL [35180]	Front Axle Kit	Dana 30 Front axle kit, Jeep YJ, XJ, TJ & ZJ, 30 spline, 4340 Chromoly, w/Zip Locker & Super Joints, Not for daily driver
ZA W24164 [35146]	Front Axle Kit	Dana 30 JK Front axle kit, '07-'12 Jeep JK, non-Rubicon, 27 spine, 4340 Chromoly
ZA W24166 [35147]	Front Axle Kit	D30 JK Front axle kit, '07-'12 Jeep JK, non-Rubicon, 27spl, 4340, w/ Super Joints, Not for daily driver
ZA W24168 [35203]	Front Axle Kit	Dana 44 Front axle kit, Jeep JK Rubicon, w/7166 joints

Continued on next page

Jeep Axles (Cont.)

PART #	CATEGORY	Description
ZA W38789 [35165]	Front Inner, Left	Dana 30 inner axle, '72-'81 Jeep CJ, LH, 27.01", 27 spline, 4340 Chromoly
ZA W38790 [35114]	Front Inner, Left	Dana 44 inner axle, '71-'80 Scout, LH, 32.91", 30 spline, 4340 Chromoly
ZA W38804 [35070]	Front Inner, Left	D30 LH inner axle, '82-'86 CJ, 28.69", 27 spline, 4340 Chromoly
ZA W38811 [35074]	Front Inner, Left	D30 LH inner axle, XJ, YJ & TJ, 16.6", 30 spline, 4340 Chromoly
ZA W38821 [35081]	Front Inner, Left	D30 LH inner axle, TJ, YJ & XJ, 16.63", 27 spline, 4340 Chromoly
ZA W38827 [35116]	Front Inner, Left	Dana 30 JK inner axle, LH, 18.80", 27 spline, 4340 Chromoly
ZA W39339 [35090]	Front Inner, Left	D44 LH inner axle, '74-'79 Wagoneer, 33.19", 30 spline, 4340 Chromoly
ZA W39459 [35091]	Front Inner, Left	D44 LH inner axle, '80-'92 Wagoneer, 15.80", 30 spline, 4340 Chromoly
ZA W39601 [35119]	Front Inner, Left	Dana 44 inner axle, Jeep TJ Rubicon, LH, 16.96", 30 spline, 4340 Chromoly
ZA W38803 [35166]	Front Inner, Right	Dana 30 inner axle, '72-'81 Jeep CJ, RH, 14.14", 27 spline, 4340 Chromoly
ZA W38805 [35113]	Front Inner, Right	Dana 30 inner axle, '82-'86 Jeep CJ, RH, 15.82", 27 spline, 4340 Chromoly
ZA W38808 [35071]	Front Inner, Right	D44 RH inner axle, Scout & Wagoneer, 14.78", 30 spline, 4340 Chromoly
ZA W38812 [35075]	Front Inner, Right	D30 RH inner axle, XJ, YJ & TJ, 32.28", 30 spline, 4340 Chromoly
ZA W38826 [35115]	Front Inner, Right	Dana 30 JK inner axle, RH, 34.50", 27 spline, 4340 Chromoly
ZA W38875 [35082]	Front Inner, Right	D30 RH inner axle, XJ, YJ & TJ, 32.28", 27 spline, 4340 Chromoly
ZA W39461 [35092]	Front Inner, Right	D44 RH inner axle, '80-'92 Wagoneer, 32.12", 30 spline, 4340 Chromoly
ZA W39602 [35094]	Front inner, Right	Dana 44 inner axle, Jeep TJ Rubicon, RH, 31.84", 30 spline, 4340 Chromoly
ZA W38815 [35078]	Front Outer Stub	D44 outer stub, Wagoneer w/Disc brakes, 9.94", 19 spline, 4340 Chromoly
ZA W39105 [35083]	Front Outer Stub	D30 & D44 outer stub, CJ & Scout, 8.72", 27 spline 4340 Chromoly
ZA W39125 [35084]	Front Outer Stub	D30 & D44 outer stub, YJ & TJ, 6.11", 27 spline, 4340 Chromoly
ZA W39126 [35117]	Front Outer Stub	Dana 30 JK outer stub, 6.30", 32 spline, 4340 Chromoly

Ford Axles

PART #	CATEGORY	Description
ZA FBRONCO-3-35 [35036]	Rear Axle Kit	Ford 9", '76-'77 Bronco, large bearing, 35 spline
ZA FM4235B [35170]	Rear Axle	Ford 8.8", '79-'93 Mustang, 29 1/4", 31 spline
ZA F750001 [35105]	Rear Axle	Ford 7.5", Mustang, T-Bird & Cougar, 29 1/4", 28 spline
ZA F750002 [35019]	Rear Axle	Ford Ranger, 7.5" & 8.8", 26 1/4", 28 spline
ZA F750004 [35007]	Rear Axle	Ford Ranger 7.5" axle shaft, 29 5/32", 5 lug
ZA F750011 [35169]	Rear Axle	Ford 8.8", Mustang, T-Bird & Cougar, 29 1/4", 31 spline
ZA F880006 [35102]	Rear Axle	Ford 8.8", '87-'02 E150, 35 3/4", 31 spline
ZA F880007 [35020]	Rear Axle	Ford 8.8", '87-'96 truck, '87-'99 van, RH, 31 spline, 31 1/16"
ZA F880008 [35021]	Rear Axle	Ford 8.8", '87-'96 truck, LH, 31 spline, 33 3/16"
ZA F750009K [35191]	Rear axle	Ford 7.5" & 8.8", LTD & Lincoln, 31", 28 spline, includes bearing, seal & studs
ZA F880017K [35193]	Rear axle	Ford 7.5" & 8.8", '94-'98 Mustang, 30", 5 lug, 28 spline, includes bearing, seal & studs
ZA F880018 [35103]	Rear Axle	Ford 8.8", Crown Victoria & Lincoln Town Car, 31 5/8", 28 spline
ZA F880018K [35192]	Rear axle	Ford 8.8", Crown Victoria & Town Car, 31 5/8", 28 spline, includes bearing, seal & studs
ZA F880022 [35022]	Rear Axle	Ford 8.8", Crown Victoria, 28 spline, 32 7/16"
ZA F880032 [35023]	Rear Axle	Ford 8.8", '97-'99 truck & Expedition, 31 spline, 33 1/2"
ZA F880033 [35024]	Rear Axle	Ford 8.8", '97-'04 F150, RH, 31 7/8", 31 spline
ZA F880034 [35025]	Rear Axle	Ford 8.8", '97-'04 F150, LH, 33 1/2", 31 spline
ZA F880035 [35026]	Rear Axle	Ford Ranger, LH, '99-'05, 7.5" & 8.8", 30 1/4", 28 spline
ZA F880036 [35027]	Rear Axle	Ford Ranger, RH, '99-'05, 7.5" & 8.8", 27 1/4", 28 spline
ZA F880038 [35167]	Rear Axle	Ford 8.8", '03 & up Crown Victoria, 28 spline, 34 3/8"
ZA F880039 [35168]	Rear Axle	Ford 8.8", '03 & up Crown Victoria, 31 spline, 34 3/8"

Continued on next page

Ford Axles (Cont.)

PART #	CATEGORY	Description
ZA F880041 [35197]	Rear axle	Ford 7.5" & 8.8", '99-'04 Mustang, 30", 5 lug, 28 spline
ZA F880045 [35028]	Rear Axle	Ford 8.8", '04-'07 F150, RH, 31 spline, 1.705" bearing journal
ZA F880046 [35029]	Rear Axle	Ford 8.8", '04-'07 F150, LH, 31 spline, 1.705" bearing journal
ZA F975005K [35194]	Rear axle	Ford 9.75", '97-'04 F150 & Expedition, 31 13/16", 5 lug, includes bearing, seal & studs
ZA F880062 [35030]	Rear Axle	Ford 8.8", '03 & up Crown Victoria, 34 3/8", 28 spline, non-ABS
ZA F880063 [35031]	Rear Axle	Ford 8.8", '03 & up Crown Victoria, 34 3/8", 31 spline, non-ABS
ZA F900001 [35032]	Rear Axle	Ford 9", '77 & up truck, LH & RH, 32", 31 spline
ZA F900011 [35033]	Rear Axle	Ford 9", '66-'75 Bronco, RH, 29 5/8"
ZA F900012 [35034]	Rear Axle	Ford 9", '66-'75 Bronco, 28 spline, 27 1/8"
ZA F975001 [35017]	Rear Axle	Ford 9.75", '97-'04 F150, RH, 31 13/16"
ZA FM4235D [35198]	Rear axle	Ford 8.8", '94-'98 Mustang, 30", 5 lug, 31 spline
ZA FM4235E [35199]	Rear axle	Ford 8.8", '99-'04 Mustang, 30 3/4", 5 lug, 31 spline
ZA W24130 [35065]	Front Axle Kit	Dana 44 Front axle kit, '71-'77 Bronco, 4340 Chromoly
ZA W24132 [35135]	Front Axle Kit	Dana 44 Front axle kit, '71-'77 Bronco, 4340 Chromoly, w/Super Joints
ZA W24134 [35136]	Front Axle Kit	Dana 44 Front axle kit, '78-'79 Bronco & '73-'79 F150, 30 spl, 4340 Chromoly
ZA W24136 [35137]	Front Axle Kit	Dana 44 Front axle kit, '78-'79 Bronco & '73-'79 F150, 30 spl, 4340 Chromoly, w/Super Joints
ZA W26010 [35152]	Front Axle Kit	Dana 60 Front axle kit, '78-'79 Ford F350, 35 spline, 4340 Chromoly
ZA W26012 [35153]	Front Axle Kit	D60 Front axle kit, '78-'79 Snofighter, 4340 Chromoly, w/ Super Joints
ZA W26014 [35154]	Front Axle Kit	D60 Front axle kit, '85-'88 F350, 4340 Chromoly
ZA W26016 [35155]	Front Axle Kit	Dana 60 Front axle kit, '85-'88 Ford, 35 spl, 4340 Chromoly, w/Super Joints
ZA W26018 [35156]	Front Axle Kit	Dana 60 Front axle kit, '89-'98 Ford, 35 spline, 4340 Chromoly
ZA W26020 [35157]	Front Axle Kit	Dana 60 Front axle kit, '89-'98 Ford, 35 spl, 4340 Chromoly, w/Super Joints
ZA W38809 [35072]	Front inner, Left	Dana 44 inner axle, '71-'77 Bronco, LH, 18.50"
ZA W38813 [35076]	Front inner, Left	Dana 44 inner axle, '75-'79 F250, LH, 18.62"
ZA W39143 [35085]	Front inner, Left	Dana 44 inner axle, Bronco & F150, LH, 18.91"
ZA W38810 [35073]	Front Inner, Right	Dana 44 inner axle, '71-'77 Bronco, RH, 27.94"
ZA W38814 [35077]	Front Inner, Right	Dana 44 inner axle, '75-'79 F250, RH, 34.75"
ZA W39144 [35086]	Front Inner, Right	Dana 44 inner axle, Bronco & F150, RH, 33.91"
ZA W48204 [35121]	Front Inner, Right	Dana 60 inner axle, '85-'88 Ford, LH, 16.17", 35 spline, 4340 Chromoly
ZA W48206 [35122]	Front Inner, Right	Dana 60 inner axle, '78-'79 Ford, RH, 18.70", 35 spline, 4340 Chromoly
ZA W48212 [35124]	Front Inner, Right	Dana 60 inner axle, '85-'88 Ford, RH, 36.68", 35 spline, 4340 Chromoly
ZA W48214 [35125]	Front Inner, Right	Dana 60 inner axle, '89-'98 Ford, RH, 36.97", 35 spline, 4340 Chromoly
ZA W38816 [35079]	Front Outer Stub	D44 outer stub, F150 & Bronco, 9.72", 19 spline, 4340 Chromoly
ZA W38817 [35080]	Front Outer Stub	D44 outer stub, F250, 10.66", 19 spline, 4340 Chromoly
ZA W46101 [35096]	Front Outer Stub	D60 outer stub, '77 & up Ford, 11 3/8", 35 spline, 4340 Chromoly
ZA W48216 [35126]	Front Inner, Left	D60 LH inner axle, 34.56", 35 spline, 4340 Chromoly

Front Axle Set



Chrysler Axles

PART #	CATEGORY	Description
ZA C3723824 [35104]	Rear Axle	Chrysler 9.25", '79 & older truck, 31 11/16", 31 spline
ZA C4037726 [35109]	Rear Axle	Chrysler 9.25", '80-'84 4WD truck, 31 13/16", 31 spline
ZA C4137429 [35110]	Rear Axle	Chrysler 9.25", '84-'93 2WD & 4WD truck, 31 5/8", 31 spline
ZA C52069388 [35021]	Rear Axle	Chrysler 9.25", '97-'03 Durango & '97-'04 Dakota, right hand, 30 1/4", 31 spline
ZA C52069389 [35022]	Rear Axle	Chrysler 9.25", '97-'03 Durango & '97-'04 Dakota, left hand, 33 3/8", 31 spline
ZA C52067614 [35008]	Rear Axle	Chrysler 9.25", 94 & up 2WD & 4WD truck, 34 1/16", 31 spline
ZA C52067708 [35009]	Rear Axle	Chrysler 9.25", 92 & up Van, 32 5/8", 31 spline
ZA C52098902 [35176]	Rear Axle	Chrysler 8.25", '01 & down Jeep XJ, 29 13/16", 29 spline
ZA D74759-1X [35185]	Front assembly, right	Dana 44, '94-'01 Ram 1500, 26.39", right hand intermediate & outer assembly
ZA D76813-1X [35184]	Front assembly, left	Dana 44, '94-'01 Ram 1500, 26.89", left hand inner & outer assembly
ZA W26022 [35158]	Front Axle Kit	Dana 60 Front axle kit, '79-'93 Dodge, 30 spline, 4340 Chromoly
ZA W26024 [35159]	Front Axle Kit	Dana 60 Front axle kit, '79-'93 Dodge, 30 spline, 4340 Chromoly, w/Super Joints
ZA W26026 [35160]	Front Axle Kit	Dana 60 Front axle kit, '79-'93 Dodge, 35 spline, 4340 Chromoly
ZA W26028 [35161]	Front Axle Kit	Dana 60 Front axle kit, '79-'93 Dodge, 35 spline, 4340 Chromoly, w/Super Joints
ZA W48202 [35097]	Front Inner, Left	Dana 60 inner axle, '79-'93 Dodge & '85-'88 Ford, RH, 15.96", 35spl, 4340 Chromoly
ZA W48210 [35123]	Front Inner, Left	Dana 60 inner axle, '77-'91 GM & '79-'90 Dodge, LH, 35.10", 35 spline, 4340 Chromoly

GM Axles

PART #	CATEGORY	Description
ZA D3-82-871 [35012]	Front Outer Stub	D60 & D70 outer stub shaft, 12", 35 spline
ZA G12398538 [35038]	Rear Axle	GM 12P, '64-'67 Chevelle & '67-'69 Camaro
ZA G12471369 [35040]	Rear Axle	GM 8.6", 2WD & 4WD, '99-'04, 33 3/4", 30 spline
ZA G12479285 [35181]	Rear axle	GM 8.6", '03-'05 1/2-Ton Truck, 33 11/16", 6 Lug, 30 spline
ZA G1255802-SH [35050]	Rear Axle	GM 8.2" & 8.5" passenger car, 30 1/4", 28 spline
ZA G1255803-SH [35051]	Rear Axle	GM 8.2" & 8.5" passenger car, 29 1/2", 28 spline
ZA G12479160 [35042]	Rear Axle	GM 8.6", '03 & up Trailblazer & Envoy, LH, 33 1/16", 30 spline, 6 lug
ZA G14035542 [35172]	Rear Axle	GM 8.5", '80-'87 2WD truck, 31 5/16", 28 spline
ZA G14039547 [35052]	Rear Axle	GM 8.5", '80-'90 4WD truck, 31 1/2", 28 spline, 6 lug
ZA G14071750 [35053]	Rear Axle	GM 12T, '70-'81 4WD truck, 31 7/16", 30 spline, 6 lug
ZA G12479285 [35181]	Rear axle	GM 8.6", '03-'05 1/2-Ton Truck, 33 11/16", 6 Lug, 30 spline
ZA G14071751 [35112]	Rear Axle	GM 12T, '71-'81 2WD truck, 31 7/16", 30 spline
ZA G26011055K [35188]	Rear axle	GM 7.5", '90-'02 Astro Van, 30 1/2", 28 spline, includes bearing, seal & studs
ZA G15286380 [35173]	Rear Axle	GM 8.6", '07 & up 2WD & 4WD w/ABS, 34 1/4", 30 spline
ZA G15521892 [35174]	Rear Axle	GM 8.5" 4WD truck, 33 1/4", 28 spline
ZA G26010416 [35054]	Rear Axle	GM 8.5" 4WD truck axle, 33", 30 spline
ZA G26010417 [35175]	Rear Axle	GM 8.5" 2WD truck axle, 32", 30 spline
ZA G26013313 [35055]	Rear Axle	GM 8.5" & 12T, 2WD truck van, 33 3/8", 30 spline, 5 lug
ZA G26013313K [35186]	Rear axle	GM 8.5" & 12T, 2WD truck & van, 33 3/8", 30 spline, 5 lug, includes bearing, seal & studs
ZA G26013882 [35056]	Rear Axle	GM 7.5", '88-'97 4WD S10, 29", 28 spline
ZA G26015257 [35182]	Rear axle	GM 7.5", '90-'02 Astro Van left, 34 7/8", 28 spline
ZA G26015258 [35183]	Rear axle	GM 7.5", '90-'02 Astro Van right, 30 1/2", 28 spline
ZA G26018080 [35107]	Rear Axle	GM 8.5", '91-'93 Impala & Caprice, 30 3/8", 30 spline

Continued on next page

GM Axles (Cont.)

PART #	CATEGORY	Description
ZA G26018080K [35189]	Rear axle	GM 8.5", '91-'93 Impala & Caprice, 30 3/8", 30 spline, includes bearing, seal & studs
ZA G26042818 [35200]	Rear axle	GM 8.5", '96-'02 Van, 33 3/8", 5 lug
ZA G26050549 [35057]	Rear Axle	GM 7.625", '98-'05 S10, 28 13/16", 28 spline, 5 lug
ZA G26059972 [35037]	Rear Axle	GM 7.625", '99-'02 Camaro w/traction control. 32", 28 spline
ZA G3893605 [35108]	Rear Axle	GM 12T, '65-'69, 6 lug, 30 3/4", 30 spline
ZA G3969285 [35058]	Rear Axle	GM 12P, '68-'72 Chevelle & '70 Camaro, 30 1/8"
ZA G551818 [35059]	Rear Axle	GM 7.5", Monte Carlo & El Camino, 28 7/16", 26 spline
ZA G8.2BOP-L [35060]	Rear Axle	8.2" Buick, Olds & Pontiac, 29 7/8", 28 spline
ZA W24118 [35064]	Front Axle Kit	GM 8.5" Front axle kit, '79-'87 truck & Blazer, 4340 Chromoly
ZA W24120 [35130]	Front Axle Kit	GM 8.5" Front axle kit, '79-'87 truck & Blazer, 28 spline, 4340 Chromoly
ZA W24122 [35131]	Front Axle Kit	GM 8.5" Front axle kit, '79-'87 truck & Blazer, 28spl, 4340, w/Super Joints
ZA W24124 [35132]	Front Axle Kit	GM 8.5" Front axle kit, '79-'87 truck & Blazer, 30 spline, 4340 Chromoly
ZA W24126 [35133]	Front Axle Kit	GM 8.5" Front axle kit, '79-'87 truck & Blazer, 30spl, 4340, w/Super Joints
ZA W24150 [35069]	Front Axle Kit	Dana 44 Front axle kit, '69-'80 GM truck & Blazer, 4340 Chromoly
ZA W24152 [35141]	Front Axle Kit	Dana 44 Front axle kit, '69-'80 truck & Blazer, 30 spline, 4340 Chromoly
ZA W26002 [35148]	Front Axle Kit	Dana 60 Front axle kit, '77-'91 GM truck, 35 spline, 4340 Chromoly
ZA W26004 [35149]	Front Axle Kit	Dana 60 Front axle kit, '77-'91 GM truck, 35 spline, 4340 Chromoly, w/Super Joints
ZA W26006 [35150]	Front Axle Kit	Dana 60 Front axle kit, '77-'91 GM truck, 30 spline, 4340 Chromoly
ZA W26008 [35151]	Front Axle Kit	Dana 60 Front axle kit, '77-'91 GM truck, 30 spline, 4340 Chromoly, w/Super Joints
ZA W38809 [35072]	Front Inner, Left	D44 LH inner axle, '69-'80 GM & '71-'77 Bronco, 18.5", 30 spline, 4340 Chromoly
ZA W39253 [35088]	Front Inner, Left	GM 8.5" LH inner axle, '79-'87 truck & Blazer, 35.46", 28 spline, 4340 Chromoly
ZA W39255 [35118]	Front Inner, Left	GM 8.5" inner axle, '79 & up truck & Blazer, 35.46", 30 spline, 4340 Chromoly
ZA W39529 [35093]	Front Inner, Left	D44 LH inner axle, '69-'80 GM truck & Blazer, 36.13", 30 spline, 4340 Chromoly
ZA W39252 [35087]	Front Inner, Right	GM 8.5" RH inner axle, '79-'87 truck & Blazer, 19.15", 28 spline, 4340 Chromoly
ZA W39254 [35089]	Front Inner, Right	GM 8.5" RH inner axle, '79-'87 truck & Blazer, 19.15", 30 spline, 4340 Chromoly
ZA W48208 [35098]	Front Inner, Right	Dana 60 inner axle, '77-'91 GM, RH, 17.67", 35 spline, 4340 Chromoly
ZA W38815 [35078]	Front Outer Stub	D44 & GM 8.5" outer stub, 9.94", 19 spline, 4340 Chromoly
ZA W46100 [35095]	Front Outer Stub	D60 & D70 outer stub shaft, 12", 35 spline, 4340 Chromoly
ZA W46105 [35120]	Front Outer Stub	D60 & D70 outer stub shaft, 12", 30 spline, 4340 Chromoly
ZA W48216 [35126]	Front Inner Left	D60 LH inner axle, 34.56", 35 spline, 4340 Chromoly
ZA G15812663 [35211]	Rear axle	GM 9.5/9.76" '07 & up 34.02" 33 spline , Left hand & Right hand Axle

Rear GM Axle





OE Replacement Driveshafts

USA Standard driveshafts are an affordable, ready-to-install option to replace worn or damaged driveshafts in SUV, passenger car & light-duty trucks.

USA Standard replacement parts provide years of service to the vehicle.



The Standard for Driving Confidence.

USA Standard Driveshafts

PART #	Models	Description
ZDS9330	Buick	'02-'07 Buick Rainier front w/ 4.2L engine. 26 1/2" long weld to weld.
ZDS9307	Cadillac	'99-'00 Cadillac Escalade front, w/ NP8 transfer case. 27 1/4" long weld to weld.
ZDS9362	Cadillac	'99-'00 Cadillac Escalade front w/ 4L80E automatic transmission. 33 1/2" long from center of u/joint caps.
ZDS9363	Cadillac	'02-'06 Cadillac Escalade front w/ active brake control. 27 1/4" long weld to weld.
ZDS9390	Cadillac	'00-'07 Cadillac Escalade 4 wheel drive rear. 60 1/4" long from center of u/joint caps.
ZDS9519B	Cadillac	'07-'10 Cadillac Escalade front w/ active brake control. 25" long from weld to weld.
ZDS9306	Chevy/GM	'99-'00 GM Avalanche 1500 front. 26" long weld to weld.
ZDS9306A	Chevy/GM	'00-'02 GM Suburban front. 26" long weld to weld.
ZDS9306B	Chevy/GM	'04-'07 GM Silverado & Sierra 1500 front, 6 lug w/o all wheel drive. 26" long weld to weld.
ZDS9306C	Chevy/GM	'03-'07 GM Avalanche 1500 front, w/o active brakes. 26" long weld to weld.
ZDS9306D	Chevy/GM	'99-'07 GM Silverado & Sierra 1500 front, w/o active brakes. 26" weld to weld.
ZDS9306E	Chevy/GM	2002 GM Avalanche 1500 front. 26" long weld to weld.
ZDS9306F	Chevy/GM	'03-'05 GM Silverado & Sierra 1500 crew cab front, w/o active brakes. 26" long weld to weld.
ZDS9306G	Chevy/GM	'04-'07 GM Silverado & Sierra 1500 crew cab front, w/o active brakes. 26" long weld to weld.
ZDS9306H	Chevy/GM	'03-'06 GM Silverado & Sierra 1500 crew cab front, w/o active brakes. 26" long weld to weld.
ZDS9306I	Chevy/GM	'99-'02 GM Silverado & Sierra 1500 front, non-crew cab, w/o active brakes. 26" long weld to weld.
ZDS9306J	Chevy/GM	'00 GM Silverado & Sierra 2500 front. 26" long weld to weld.
ZDS9306K	Chevy/GM	'01-'03 GM Silverado & Sierra 1500 front, non-crew cab. 26" long weld to weld.
ZDS9306L	Chevy/GM	2002 GM Silverado & Sierra 1500 front, non-crew cab. 26" long weld to weld.
ZDS9306M	Chevy/GM	2001 GM Silverado & Sierra 1500 front, non-crew cab. 26" long weld to weld.
ZDS9306N	Chevy/GM	'99-'00 GM Silverado & Sierra 1500 front. 26" long weld to weld.
ZDS9306O	Chevy/GM	'03-'05 GM Silverado & Sierra 1500 front, w/o active brakes. 26" long weld to weld.
ZDS9306P	Chevy/GM	'00-'01 GM Silverado & Sierra 2500 w/ automatic transmission. 26" long weld to weld.
ZDS9306Q	Chevy/GM	'02-'04 GM Tahoe & Yukon front. 26" long weld to weld.
ZDS9306R	Chevy/GM	'03-'05 GM Tahoe & Yukon front, w/o active brakes. 26" long weld to weld.
ZDS9306S	Chevy/GM	'00-'02 GM Tahoe & Yukon front, excluding Denali. 26" long weld to weld.
ZDS9306T	Chevy/GM	'03-'05 GM Yukon XL front, w/o active brakes, non-Denali. 26" long weld to weld.
ZDS9306U	Chevy/GM	'00-'02 GM Yukon XL 1500 front, excluding Denali. 26" long weld to weld.
ZDS9306V	Chevy/GM	'00-'01 GM Yukon XL 2500 front. 26" long weld to weld.
ZDS9307A	Chevy/GM	'98-'99 GM 1500 & 2500 front w/ 4-switch dash control. 27" long weld to weld.
ZDS9307B	Chevy/GM	'00-'07 GM Silverado & Sierra 2500 & 3500 front w/ 5 speed automatic transmission. 27" long weld to weld.
ZDS9307C	Chevy/GM	'98-'99 GM Suburban 1500 & 2500 front w/ 4-switch dash control. 27" long weld to weld.
ZDS9307D	Chevy/GM	'98-'00 GM Tahoe & Yukon front w/ 4-switch dash control & 4L60E automatic transmission. 27" long weld to weld.
ZDS9307E	Chevy/GM	'00-'01 GM Yukon XL 1500 front w/ 4-switch dash control. 27" long weld to weld.
ZDS9308	Chevy/GM	2001 GM Silverado & Sierra 2500 & 3500 front w/ 6 speed manual transmission. 26 1/8" long weld to weld.
ZDS9309	Chevy/GM	2001 GM Silverado & Sierra 2500 & 3500 front w/ 5 speed manual transmission. 26" long weld to weld.
ZDS9310	Chevy/GM	2000 GM Suburban & Yukon XL 2500 front. 29 1/4" long from center of u/joint caps.
ZDS9310A	Chevy/GM	2000 GM Silverado & Sierra 2500 front w/ automatic transmission. 29 1/4" long from center of u/joint caps.
ZDS9320	Chevy/GM	'66-'69-1/2 Blazer & Jimmy front. 23 1/4" long from center of u/joint caps.
ZDS9320A	Chevy/GM	'66-'69-1/2 GM K10 & K15 front. 23 1/4" long from center of u/joint caps.
ZDS9320B	Chevy/GM	'66-'69-1/2 GM K20 & K25 front. 23 1/4" long from center of u/joint caps.
ZDS9321	Chevy/GM	'69-'72 Blazer & Jimmy front. 26 3/32" long from center of u/joint caps.
ZDS9321A	Chevy/GM	'69-'72 GM K10 & K15 front. 26 3/32" long from center of u/joint caps.
ZDS9321B	Chevy/GM	'69-'72 GM K20 & K25 front. 26 3/32" long from center of u/joint caps.
ZDS9329	Chevy/GM	'98-'00 GM Envoy & Trailblazer front. 19" long weld to weld.
ZDS9329A	Chevy/GM	'98-'05 GM S10, S15 & Sonoma front w/ NP8 transfer case. 19" long weld to weld.
ZDS9331	Chevy/GM	'77-'79 GM K30 & K35 front w/ manual transmission. 23 5/32" long from center of u/joint caps.
ZDS9332	Chevy/GM	'02-'03 GM S10, S15 & Sonoma front w/ solid bar shaft. 19 1/4" long weld to weld.

USA Standard Driveshafts (Cont.)

PART #	Models	Description
ZDS9332A	Chevy/GM	'99-'03 S10, S15 & Sonoma front w/ built in four switch dash control. 19 1/4" long weld to weld.
ZDS9333	Chevy/GM	'73-'77 Blazer & Jimmy front w/ automatic transmission & yoke at the transfer case. 27 7/8" long from center of u/joint caps.
ZDS9333A	Chevy/GM	'73-'77 K10 & K15 w/ 5.7L engine, automatic transmission. 27 7/8" long from center of u/joint caps.
ZDS9333B	Chevy/GM	'77 K20 & K25 front w/ 5.7L engine, automatic transmission & 7200lb or 8600lb GVW. 27 7/8" long from center of u/joint caps.
ZDS9333C	Chevy/GM	'73-'76 K20 & K25 front w/ 5.7L engine, automatic transmission & 7200lb GVW. 27 7/8" long from center of u/joint caps.
ZDS9333D	Chevy/GM	'73-'76 K20 & K25 front w/ 5.7L engine, automatic transmission & 8600lb GVW. 27 7/8" long from center of u/joint caps.
ZDS9334	Chevy/GM	'73-'77 Blazer & Jimmy front w/ manual transmission & yoke at the transfer case. 24 5/8" long from center of u/joint caps.
ZDS9334A	Chevy/GM	'73-'77 K10 & K15 front w/ 250 engine, manual transmission & yoke at the transfer case. 24 5/8" long from center of u/joint caps.
ZDS9334D	Chevy/GM	'77 K20 & K25 front w/ manual transmission, yoke at transfer case & either 7200lb or 8600lb GVW. 24 5/8" long from center of u/joint caps.
ZDS9334E	Chevy/GM	'73-'76 K20 & K25 front w/ 250 engine, manual transmission, yoke at transfer case & either 7200lb or 8600lb GVW. 24 5/8" long from center of u/joint caps.
ZDS9334F	Chevy/GM	'73-'76 K20 & K25 front w/ 250 engine, manual transmission, yoke at transfer case & 8600lb GVW. 24 5/8" long from center of u/joint caps.
ZDS9336	Chevy/GM	'77-'79 K30 & K35 front w/ automatic transmission. 29" long from center of u/joint caps.
ZDS9337	Chevy/GM	'77-'80 Blazer & Jimmy front w/ automatic transmission. 27 1/2" long from center of u/joint caps.
ZDS9337A	Chevy/GM	'77-'80 K10 & K15 front w/ automatic transmission & flange at transfer case. 27 1/2" long from center of u/joint caps.
ZDS9337B	Chevy/GM	'77-'80 K20 & K25 front w/ automatic transmission, flange at transfer case & either 7200lb or 8600lb GVW. 27 1/2" long from center of u/joint caps.
ZDS9338	Chevy/GM	'77-'80 Blazer & Jimmy front w/ manual transmission. 23 7/8" long from center of u/joint caps.
ZDS9338A	Chevy/GM	'77-'80 K10 & K15 front w/ manual transmission & flange at the transfer case. 23 7/8" long from center of u/joint caps.
ZDS9338B	Chevy/GM	'77-'80 K20 & K25 front w/ manual transmission, flange at the transfer case & either 7200lb or 8600lb GVW. 23 7/8" long from center of u/joint caps.
ZDS9339	Chevy/GM	'81-'91 Blazer & Jimmy front. 29 1/2" long from center of u/joint caps.
ZDS9339A	Chevy/GM	'81-'91 K10 & K15 front. 29 1/2" long from center of u/joint caps.
ZDS9339B	Chevy/GM	'81-'87 K20 & K25 front w/ 7200lb or 8600lb GVW. 29 1/2" long from center of u/joint caps.
ZDS9339C	Chevy/GM	1991 Suburban front w/ manual transmission. 29 1/2" long from center of u/joint caps.
ZDS9339D	Chevy/GM	'80-'90 Suburban front. 29 1/2" long from center of u/joint caps.
ZDS9343	Chevy/GM	'00 Yukon Denali front w/ 4L60E automatic transmission. 27 1/4" long from center of u/joint caps.
ZDS9344	Chevy/GM	'88-'94 K2500 front w/ 8600lb GVW, excluding Sagninaw flange. 30" long from center of u/joint caps.
ZDS9346	Chevy/GM	'92-'94 Blazer & Jimmy front w/ gas engine & automatic transmission. 28 1/2" long from center of u/joint caps.
ZDS9346A	Chevy/GM	'94 K1500 front w/ gas engine & automatic transmission. 28 1/2" long from center of u/joint caps.
ZDS9346B	Chevy/GM	'88-'93 K1500 front. 28 1/2" long from center of u/joint caps.
ZDS9346C	Chevy/GM	'88-'94 K2500 front w/ gas engine, automatic transmission & 7200lb GVW. 28 1/2" long from center of u/joint caps.
ZDS9346D	Chevy/GM	'92-'94 K3500 front w/ 4 speed automatic transmission. 28 1/2" long from center of u/joint caps.
ZDS9346E	Chevy/GM	'94 Suburban front w/ gas engine & automatic transmission. 28 1/2" long from center of u/joint caps.
ZDS9346F	Chevy/GM	'92-'93 Suburban front. 28 1/2" long from center of u/joint caps.
ZDS9346G	Chevy/GM	'94 Tahoe & Yukon front w/ gas engine & automatic transmission. 28 1/2" long from center of u/joint caps.
ZDS9347	Chevy/GM	'92-'94 K3500 front w/ 5 speed manual transmission. 26 1/2" long from center of u/joint caps.
ZDS9347A	Chevy/GM	'88-'91 K3500 front, excluding 4 door crew cab. 26 1/2" long from center of u/joint caps.
ZDS9348	Chevy/GM	'92-'94 Blazer & Jimmy front w/ diesel engine & automatic transmission. 28 3/4" long from center of u/joint caps.
ZDS9348A	Chevy/GM	'94 K1500 front w/ diesel engine & automatic transmission. 28 3/4" long from center of u/joint caps.
ZDS9348B	Chevy/GM	'92-'94 K2500 front w/ diesel engine, automatic transmission & 7200lb GVW. 28 3/4" long from center of u/joint caps.
ZDS9348C	Chevy/GM	'94 Suburban front w/ diesel engine & automatic transmission. 28 3/4" long from center of u/joint caps.
ZDS9320A	Chevy/GM	'66-'69-1/2 K10 & K15 front. 23 1/4" long from center of u/joint caps.
ZDS9320B	Chevy/GM	'66-'69-1/2 K20 & K25 front. 23 1/4" long from center of u/joint caps.
ZDS9321	Chevy/GM	'69-'72 Blazer & Jimmy front. 26 3/32" long from center of u/joint caps.
ZDS9321A	Chevy/GM	'69-'72 K10 & K15 front. 26 3/32" long from center of u/joint caps.
ZDS9321B	Chevy/GM	'69-'72 K20 & K25 front. 26 3/32" long from center of u/joint caps.
ZDS9329	Chevy/GM	'98-'00 Envoy & Trailblazer front. 19" long weld to weld.
ZDS9329A	Chevy/GM	'98-'05 S10, S15 & Sonoma front with NP8 transfer case. 19" long weld to weld.
ZDS9331	Chevy/GM	'77-'79 GM K30 & K35 front with manual transmission. 23 5/32" long from center of u/joint caps.
ZDS9332	Chevy/GM	'02-'03 GM S10, S15 & Sonoma front with solid bar shaft. 19 1/4" long weld to weld.

USA Standard Driveshafts (Cont.)

PART #	Models	Description
ZDS9348D	Chevy/GM	'94 Tahoe & Yukon front w/ diesel engine & automatic transmission. 28 3/4" long from center of u/joint caps.
ZDS9349	Chevy/GM	'91 Suburban front w/ 4 speed automatic transmission. 29 1/2" long from center of u/joint caps.
ZDS9351	Chevy/GM	'91 K3500 front w/ 4 speed automatic transmission and 4 door crew cab. 26 1/8" long from center of u/joint caps.
ZDS9351A	Chevy/GM	'80-'86 K30 & K35 front w/ automatic transmission & 4 door crew cab. 26 1/8" long from center of u/joint caps.
ZDS9353	Chevy/GM	'91 K3500 front w/ manual transmission & 4 door crew cab. 22 3/4" long from center of u/joint caps.
ZDS9353A	Chevy/GM	'88-'90 K3500 front w/ manual transmission & 4 door crew cab. 22 3/4" long from center of u/joint caps.
ZDS9353B	Chevy/GM	'87 K3500 front. 22 3/4" long from center of u/joint caps.
ZDS9353C	Chevy/GM	'80-'86 K30 & K35 front w/ manual transmission. 22 3/4" long from center of u/joint caps.
ZDS9354	Chevy/GM	'92-'96 Blazer S10 & S15 rear. 31" long from center of u/joint caps.
ZDS9355	Chevy/GM	'91-'98 Astro & safari van front w/ all wheel drive. 30 1/4" long from flange to flange.
ZDS9357	Chevy/GM	'92-'94 Syclone & Typhoon front. 25 1/4" long flange to flange.
ZDS9358	Chevy/GM	'83-'94 S10 Blazer, S15 & Sonoma front. 26" long from center of u/joint caps.
ZDS9359	Chevy/GM	'99-'05 S10 Blazer, S15 & Sonoma front w/ three switch 4x4. 29 1/2" long from flange to flange.
ZDS9359B	Chevy/GM	'92-'96 S10 Blazer, S15 & Sonoma front. Excluding 3.42 or 3.73 ratios. Excluding HD tow package. 29 1/2" long from flange to flange.
ZDS9359C	Chevy/GM	'91-'92 Isuzu Rodeo front w/ automatic transmission. 29 1/2" long from flange to flange.
ZDS9360	Chevy/GM	'95-'00 K1500 front w/ manual transmission. 32 1/2" long from center of u/joint caps.
ZDS9360A	Chevy/GM	'95-'00 K2500 front w/ manual transmission & 7200lb GVW. 32 1/2" long from center of u/joint caps.
ZDS9360B	Chevy/GM	'95-'99 Suburban front w/ manual transmission. 32 1/2" long from center of u/joint caps.
ZDS9360C	Chevy/GM	'95-'97 Tahoe & Yukon front w/ 5 speed manual transmission. 32 1/2" long from center of u/joint caps.
ZDS9361	Chevy/GM	'99-'00 Cadillac Escalade front w/ 4L60E automatic transmission. 31 3/4" long from center of u/joint caps.
ZDS9361A	Chevy/GM	'95-'00 K1500 front w/ 4L60E automatic transmission. 31 3/4" long from center of u/joint caps.
ZDS9361B	Chevy/GM	'95-'00 K2500 front w/ 4L60E automatic transmission & 7200lb GVW. 31 3/4" long from center of u/joint caps.
ZDS9361C	Chevy/GM	'95-'00 K2500 front w/ 4 speed automatic transmission & 8600lb GVW. 31 3/4" long from center of u/joint caps.
ZDS9361D	Chevy/GM	'95-'00 K3500 front w/ 4 speed automatic transmission. 31 3/4" long from center of u/joint caps.
ZDS9361E	Chevy/GM	'95-'99 Suburban front w/ 4L60E automatic transmission. 31 3/4" long from center of u/joint caps.
ZDS9361F	Chevy/GM	'95-'00 Tahoe & Yukon front w/ 4L60E automatic transmission. 31 3/4" long from center of u/joint caps.
ZDS9362A	Chevy/GM	'95-'00 K1500 front w/ 4L80E automatic transmission. 33 1/2" long from center of u/joint caps.
ZDS9362B	Chevy/GM	'95-'00 K1500 front w/ 4L80 automatic transmission & 7200lb GVW. 33 1/2" long from center of u/joint caps.
ZDS9362C	Chevy/GM	'95-'99 Suburban front w/ 4L80 automatic transmission. 33 1/2" long from center of u/joint caps.
ZDS9362D	Chevy/GM	'95-'00 Tahoe & Yukon front w/ 4L80 automatic transmission. 33 1/2" long from center of u/joint caps.
ZDS9363A	Chevy/GM	'02-'06 Tahoe & Yukon front w/ active brake control. 27 1/4" long weld to weld.
ZDS9363B	Chevy/GM	'02-'03 Silverado & Sierra front. Excluding crew cab. 27 1/4" long weld to weld.
ZDS9364A	Chevy/GM	'95-'98 S10 Blazer, S15 & Sonoma all wheel drive front w/ 3.42 or 3.73 ratios & HD tow package. 25 1/4" long from weld to weld.
ZDS9366	Chevy/GM	'95-'00 K2500 front w/ manual transmission & 8600lb GVW. 30 1/8" long from center of u/joint caps.
ZDS9366A	Chevy/GM	'95-'00 K3500 front w/ 5 speed manual transmission. 30 1/8" long from center of u/joint caps.
ZDS9370	Chevy/GM	'92-'96 S10 Blazer, S15 & Sonoma rear w/ 205 or 241 transfer case. 58 1/8" long from center of u/joint caps.
ZDS9370A	Chevy/GM	'92-'96 Suburban rear w/ 205 or 241 transfer case. 58 1/8" long from center of u/joint caps.
ZDS9371	Chevy/GM	'02-'03 S10 Blazer, S15 & Sonoma rear w/ 208 or 241 transfer case & extended cab. 68 1/4" long from center of u/joint caps.
ZDS9371A	Chevy/GM	'01-'03 Silverado & Sierra rear w/ 208 or 241 transfer case. 68 1/4" long from center of u/joint caps.
ZDS9391	Chevy/GM	'03-'06 Avalanche front w/ active brake control. 29 5/8" long from center of u/joint caps.
ZDS9515	Chevy/GM	'99-'04 S10 Blazer, S15 & Sonoma 4 wheel drive rear. 36 3/8" long from center of u/joint caps.
ZDS9515A	Chevy/GM	'99-'04 S10 Blazer, S15 & Sonoma 4 wheel drive rear w/ option code Np8. 36 3/8" long from center of u/joint caps.
ZDS9516	Chevy/GM	'04-'10 Colorado & Canyon all wheel drive front w/ square CV flange. 21" long from center of u/joint caps.
ZDS9518	Chevy/GM	'02-'07 Avalanche 2500 front. 26" long from weld to weld.
ZDS9518A	Chevy/GM	'04-'07 Silverado & Sierra 1500 crew cab front w/ eight lug wheels. 26" long from weld to weld.
ZDS9518B	Chevy/GM	'01-'07 Silverado & Sierra crew cab front. 26" long from weld to weld.

USA Standard Driveshafts (Cont.)

PART #	Models	Description
ZDS9518C	Chevy/GM	'00-'07 Silverado & Sierra 3500 front w/ 4 speed automatic transmission. 26" long from weld to weld.
ZDS9518D	Chevy/GM	'01-'07 Silverado & Sierra 2500 & 3500 front w/ 4L80E automatic transmission. 26" long from weld to weld.
ZDS9518E	Chevy/GM	'00-'07 Silverado & Sierra 2500 front w/ 4 speed automatic transmission. 26" long from weld to weld.
ZDS9518F	Chevy/GM	'04-'07 Silverado & Sierra 1500 front w/ eight lug wheels. 26" long from weld to weld.
ZDS9518G	Chevy/GM	'02-'07 Silverado & Sierra 1500 front w/ 4 speed automatic transmission. 26" long from weld to weld.
ZDS9518H	Chevy/GM	'08-'09 Silverado & Sierra 2500 front w/ 6 speed automatic transmission. 26" long from weld to weld.
ZDS9518I	Chevy/GM	'02-'05 Silverado & Sierra 2500 & 3500 front w/ 5 speed automatic transmission. 26" long from weld to weld.
ZDS9518J	Chevy/GM	'01-'09 Suburban & Yukon XL front. 26" long from weld to weld.
ZDS9518K	Chevy/GM	'07-'09 Silverado & Sierra 3500 front w/ 6 speed automatic transmission. 26" long from weld to weld.
ZDS9518L	Chevy/GM	'01-'07 Silverado & Sierra 3500 front w/ 630L engine & automatic transmission. 26" long from weld to weld.
ZDS9519	Chevy/GM	'01-'09 Silverado & Sierra 1500 front. 25" long from weld to weld.
ZDS9519A	Chevy/GM	'02-'04 Silverado & Sierra 1500 front w/ active brakes. Non-crew cab. 25" long from weld to weld.
ZDS9519C	Chevy/GM	'99-'09 Suburban 1500 front w/ active brake control. 25" long from weld to weld.
ZDS9519D	Chevy/GM	'04-'07 Silverado & Sierra 1500 all wheel drive front w/ six lug axles. 25" long from weld to weld.
ZDS9519E	Chevy/GM	'03-'07 Avalanche 1500 front w/ active brake control. 25" long from weld to weld.
ZDS9519F	Chevy/GM	'02-'07 Tahoe & Yukon front w/ active brake control. 25" long from weld to weld.
ZDS9519G	Chevy/GM	'99-'07 Silverado & Sierra 1500 front w/ active brake control. 25" long from weld to weld.
ZDS9519H	Chevy/GM	'04-'07 Silverado & Sierra 1500 crew cab front w/ six lug wheels. 25" long from weld to weld.
ZDS9519I	Chevy/GM	'02-'06 Denali front w/ active brake control. 25" long from weld to weld.
ZDS9519J	Chevy/GM	'04-'07 Silverado & Sierra 1500 extended & crew cab front w/ active brakes. 25" long from weld to weld.
ZDS9519K	Chevy/GM	'03-'06 Silverado & Sierra 1500 extended & crew cab front w/ active brakes. 25" long from weld to weld.
ZDS9519L	Chevy/GM	'00-'02 Tahoe & Yukon front w/o active brakes. 25" long from weld to weld.
ZDS9520	Chevy/GM	'01-'07 Silverado & Sierra 2500 & 3500 front w/ 5 speed automatic transmission or 6 speed manual transmission. 27 11/8" long from weld to weld.
ZDS9521	Chevy/GM	'01-'07 Silverado & Sierra 1500 front w/ 5 speed automatic transmission. 30 3/4" long from center of u/joint caps.
ZDS9523	Chevy/GM	'99-'07 Silverado & Sierra front w/ code GMT 800. 24 1/4" long from weld to weld.
ZDS9524	Chevy/GM	'02-'06 Silverado 3500 front w/ 4 speed automatic transmission. 26 1/8" long from weld to weld.
ZDS9525	Chevy/GM	'02-'04 Silverado & Sierra 1500 crew cab front w/ active brakes. 26" long from weld to weld.
ZDS9526	Chevy/GM	'02 Silverado & Sierra front. 24 1/4" long from weld to weld.
ZDS9527	Chevy/GM	'99-'00 Silverado & Sierra 1500 & 2500 rear w/ option code DPB. 54 1/2" long from center of u/joint caps.
ZDS9528	Chevy/GM	'01-'03 Silverado & Sierra 2500 rear w/ code GFL. 61" long from center of u/joint caps.
ZDS9529	Chevy/GM	'99-'05 Silverado & Sierra rear w/ code KW1. 43 1/4" long from center of u/joint caps.
ZDS9530	Chevy/GM	'03-'06 Suburban 1500 front w/o active brakes. 25" long from weld to weld.
ZDS9531	Chevy/GM	'02-'04 Suburban 1500 rear. 54 1/4" long from center of u/joint caps.
ZDS9532	Chevy/GM	'02-'04 Tahoe & Yukon front w/o active brakes. 26" long from weld to weld.
ZDS9536	Chevy/GM	'03-'05 Ram 2500 & 3500 front w/ 5.7L engine & automatic transmission. 13 1/2" long from weld to weld.
ZDS9534	Chevy/GM	'06 Ram 2500 & 3500 front w/ 5.7L Hemi or Diesel engine & manual transmission. 13 1/2" long from weld to weld.
ZDS9101	Chrysler/ Dodge	'99-'02 Ram 1500 Dana 44 front w/ gas engine, automatic transmission and NV 231HD transfer case. 28 9/16" long from center of u/joint caps.
ZDS9101A	Chrysler/ Dodge	'99 Ram 2500 regular cab Dana 44 front w/ 5.2L and 5.9L gas engines. 46RE automatic transmission & NV 241 transfer case. 28 9/16" long from center of u/joint caps.
ZDS9101B	Chrysler/ Dodge	'99 Ram 2500 regular cab front w/ 8.0" V10 engine, 47RE automatic transmission & NV 241 transfer case. 28 9/16" long from center of u/joint caps.
ZDS9101C	Chrysler/ Dodge	'99 Ram 2500 regular cab front w/ 5.9L diesel engine, 47RE automatic transmission & NV 241 transfer case. 28 9/16" long from center of u/joint caps.
ZDS9102	Chrysler/ Dodge	'99-'02 Ram 1500 club cab Dana 44 front w/ 5.2L gas engine, A630 manual transmission and NV 231HD transfer case. 27 9/16" long from center of u/joint caps.
ZDS9102A	Chrysler/ Dodge	'99-'02 Ram 1500 regular cab Dana 44 front w/ 5.2L gas engine, A630 manual transmission and NV 231HD transfer case. 27 9/16" long from center of u/joint caps.
ZDS9102B	Chrysler/ Dodge	'99 Ram 2500 Dana 60 front w/ 5.2L & 5.9" engines, 46RE automatic transmission & NV 241 transfer case. 27 9/16" long from center of u/joint caps.

USA Standard Driveshafts (Cont.)

PART #	Models	Description
ZDS9102C	Chrysler/ Dodge	'99 Ram 2500 Dana 60 front w/ 5.2L & 5.9" engines, 46RE automatic transmission & NV 241HD transfer case. 27 9/16" long from center of u/joint caps.
ZDS9102D	Chrysler/ Dodge	'99 Ram 2500 regular cab Dana 60 front w/ 8.0L V10 and 5.9L diesel, A636 manual transmission & NV 241 transfer case. 27 9/16" long from center of u/joint caps.
ZDS9102E	Chrysler/ Dodge	'99 Ram 2500 regular cab Dana 60 front w/ 8.0L V10 and 5.9L diesel, A636 manual transmission & NV 241HD transfer case. 27 9/16" long from center of u/joint caps.
ZDS9102F	Chrysler/ Dodge	'99 Ram 2500 regular cab Dana 60 front w/ 5.2L & 5.9L, NV4500 manual transmission & NV 241 transfer case. 27 9/16" long from center of u/joint caps.
ZDS9102G	Chrysler/ Dodge	'99 Ram 3500 regular cab Dana 60 front w/ 5.9L gas engine, 46RE automatic transmission & NV 241HD transfer case. 27 9/16" long from center of u/joint caps.
ZDS9102H	Chrysler/ Dodge	'99 Ram 3500 club cab Dana 60 front w/ 5.9L gas engine, 46RE automatic transmission & NV 241HD transfer case. 27 9/16" long from center of u/joint caps.
ZDS9102I	Chrysler/ Dodge	'99 Ram 2500 club cab Dana 60 front w/ 8.0L V10 and 5.9L diesel, A636 manual transmission & ND 241 & NV 241HD transfer case. 27 9/16" long from center of u/joint caps.
ZDS9103	Chrysler/ Dodge	'99 Ram 2500 regular cab Dana 60 front w/ 8.0L V10, 47RE automatic transmission & NV 241HD transfer case. 29 1/8" long from center of u/joint caps.
ZDS9103A	Chrysler/ Dodge	'99 Ram 2500 regular cab Dana 60 front w/ 5.9L diesel, 47RE automatic transmission & NV 241HD transfer case. 29 1/8" long from center of u/joint caps.
ZDS9103B	Chrysler/ Dodge	'99 Ram 2500 club cab Dana 60 front w/ 8.0L V10 & 5.9L diesel, A636 manual transmission & NV 241HD transfer case. 29 1/8" long from center of u/joint caps.
ZDS9103C	Chrysler/ Dodge	'99 Ram 2500 regular cab Dana 60 front w/ 8.0L V10, A636 manual transmission & NV 241HD transfer case. 29 1/8" long from center of u/joint caps.
ZDS9103D	Chrysler/ Dodge	'99 Ram 3500 club cab & regular cab Dana 60 front w/ 8.0L V10 & 5.9L diesel, 47RE automatic transmission & NV 241HD transfer case. 29 1/8" long from center of u/joint caps.
ZDS9103E	Chrysler/ Dodge	'99 Ram 3500 regular cab Dana 60 front w/ 5.9L diesel, A636 manual transmission & NV 241HD transfer case. 29 1/8" long from center of u/joint caps.
ZDS9104	Chrysler/ Dodge	'99 Ram 2500 regular cab Dana 60 front w/ 5.2L & 5.9L gas engines, NV4500 manual transmission & NV 241HD transfer case. 27 1/8" long from center of u/joint caps.
ZDS9104A	Chrysler/ Dodge	'99 Ram 2500 regular cab & club cab Dana 60 front w/ 5.9L gas engine, NV4500 manual transmission & NV 241HD transfer case. 27 1/8" long from center of u/joint caps.
ZDS9104B	Chrysler/ Dodge	'99 Ram 3500 regular cab Dana 60 front w/ 5.9L gas engine, NV4500 manual transmission & NV 241HD transfer case. 27 1/8" long from center of u/joint caps.
ZDS9104C	Chrysler/ Dodge	'99 Ram 2500 regular cab Dana 60 front w/ 5.9L gas engine, NV4500 manual transmission & NV 241 & NV 241HD transfer case. 27 1/8" long from center of u/joint caps.
ZDS9105	Chrysler/ Dodge	'99 Ram 2500 regular cab Dana 60 front w/ 5.9L diesel, NV4500 manual transmission & NV 241 transfer case. 32 13/16" long from center of u/joint caps.
ZDS9105A	Chrysler/ Dodge	'99 Ram 2500 regular cab & club cab Dana 60 front w/ 5.9L diesel, NV4500 manual transmission & NV 241HD transfer case. 32 13/16" long from center of u/joint caps.
ZDS9106	Chrysler/ Dodge	'00-'02 Ram 2500 club cab & regular cab Dana 60 front w/ 8.0L V10 & 5.9L diesel, 47RE automatic transmission & NV 241HD transfer case. 29 1/8" long from center of u/joint caps.
ZDS9106A	Chrysler/ Dodge	'00-'02 Ram 3500 club cab & regular cab Dana 60 front w/ 8.0L V10 & 5.9L diesel, 47RE automatic transmission & NV 241HD transfer case. 29 1/8" long from center of u/joint caps.
ZDS9107	Chrysler/ Dodge	'00-'02 Ram 2500 club cab & regular cab Dana 60 front w/ 5.9L gas engine, 47RE automatic transmission & NV 241HD transfer case. 27 9/16" long from center of u/joint caps.
ZDS9107A	Chrysler/ Dodge	'00-'02 Ram 2500 club cab & regular cab Dana 60 front w/ 5.9L diesel, A636 manual transmission & NV 241HD transfer case. 27 9/16" long from center of u/joint caps.
ZDS9107B	Chrysler/ Dodge	'00-'02 Ram 3500 club cab & regular cab Dana 60 front w/ 8.0L V10, RE46 automatic transmission & NV 241HD transfer case. 27 9/16" long from center of u/joint caps.
ZDS9107C	Chrysler/ Dodge	'00-'02 Ram 3500 club cab & regular cab Dana 60 front w/ 8.0L V10 & 5.9L diesel, A636 manual transmission & NV 241HD transfer case. 27 9/16" long from center of u/joint caps.
ZDS9108	Chrysler/ Dodge	'99 Ram 3500 Dana 60 front w/ 5.9L diesel, NV5600 manual transmission & NV 241 transfer case. 32 13/16" long from center of u/joint caps.
ZDS9109	Chrysler/ Dodge	'00-'02 Ram 3500 Dana 60 front w/ 5.9L diesel, NV5600 manual transmission & NV 241 transfer case. 27 1/8" long from center of u/joint caps.
ZDS9195	Chrysler/ Dodge	'07-'09 Dodge Aspen front w/ NV244 transfer case. 16" long from weld to weld.
ZDS9195A	Chrysler/ Dodge	'07-'10 Dodge Dakota front w/ NV 233 or NV243 transfer case. 16" long weld to weld.
ZDS9195B	Chrysler/ Dodge	'07-'09 Dodge Dakota front w/ NV244 transfer case. 16" long weld to weld.

USA Standard Driveshafts (Cont.)

PART #	Models	Description
ZDS9195C	Chrysler/ Dodge	'04-'06 Dodge Durango front w/ NV144 transfer case. 16" long weld to weld.
ZDS9198	Chrysler/ Dodge	'05-'11 Ram 1500 front w/ electronic shift on-the-fly. 19 1/2" weld to weld.
ZDS9198A	Chrysler/ Dodge	'02-'06 Ram 1500 front w/ automatic transmission. 19 1/2" long weld to weld.
ZDS9204	Chrysler/ Dodge	'07-'10 Ram 2500 & 3500 w/ 5.7L gas or 5.9L diesel & 6 speed automatic transmission. 27 1/2" long from center of u/joint caps.
ZDS9318	Chrysler/ Dodge	'90-'93 Dodge W200 & W250 Dana 44 front w/ 4500lb capacity & three speed automatic transmission. 24 3/4" long from center of u/joint caps.
ZDS9318A	Chrysler/ Dodge	'90-'93 Dodge W200 & W250 Dana 44 front w/ 4500lb capacity & manual automatic transmission. 24 3/4" long from center of u/joint caps.
ZDS9318B	Chrysler/ Dodge	'87-'89 Dodge W200 & W250 Dana 44 front w/ 4500lb capacity. 24 3/4" long from center of u/joint caps.
ZDS9318C	Chrysler/ Dodge	'75-'86 Dodge W200 & W250 Dana 44 front w/ part-time 4 wheel drive. 24 3/4" long from center of u/joint caps.
ZDS9318D	Chrysler/ Dodge	'90-'93 Dodge W300 & W350 front w/ three speed automatic transmission. 24 3/4" long from center of u/joint caps.
ZDS9318E	Chrysler/ Dodge	'90-'93 Dodge W300 & W350 front w/ manual transmission. 24 3/4" long from center of u/joint caps.
ZDS9318F	Chrysler/ Dodge	'82-'89 Dodge W300 & W350 Dana 44 front w/ 4500lb capacity. 24 3/4" long from center of u/joint caps.
ZDS9318G	Chrysler/ Dodge	'76-'81 Dodge W300 & W350 front w/ part-time 4 wheel drive. 24 3/4" long from center of u/joint caps.
ZDS9319	Chrysler/ Dodge	'75-'86 Dodge W200 & W250 Dana 44 front w/ full time 4 wheel drive. 26 1/4" long from center of u/joint caps.
ZDS9319B	Chrysler/ Dodge	'82-'89 Dodge W300 & W350 Dana 44 front w/ full time 4 wheel drive. 26 1/4" long from center of u/joint caps.
ZDS9319C	Chrysler/ Dodge	'76-'81 Dodge W300 & W350 Dana 44 front w/ full time 4 wheel drive. 26 1/4" long from center of u/joint caps.
ZDS9333E	Chrysler/ Dodge	'74-'75 Ramcharger & Trailduster front w/ yoke at the transfer case. 27 7/8" long from center of u/joint caps.
ZDS9333F	Chrysler/ Dodge	'75 Dodge W200 & W250 Dana 44 3500lb front w/ yoke at the transfer case. 27 7/8" long from center of u/joint caps.
ZDS9333G	Chrysler/ Dodge	'75 Dodge W200 & W250 Dana 44 4500lb front w/ yoke at the transfer case. 27 7/8" long from center of u/joint caps.
ZDS9333H	Chrysler/ Dodge	'75 Dodge W300 & W350 front. 27 7/8" long from center of u/joint caps.
ZDS9483	Chrysler/ Dodge	'97-'98 Dodge Dakota front w/ manual transmission. 27 3/8" long from center of u/joint caps.
ZDS9484	Chrysler/ Dodge	'97-'98 Dodge Dakota front w/ automatic transmission. 26 1/4" long from center of u/joint caps.
ZDS9514	Chrysler/ Dodge	'07 Dodge Dakota front w/ NV244 transfer case. 24 1/4" long from flange to flange.
ZDS9514A	Chrysler/ Dodge	'04-'07 Dodge Dakota front w/ 3.7L or 4.7L engine & manual transmission. 24 1/4" long from flange to flange.
ZDS9514B	Chrysler/ Dodge	'01-'05 Dodge Dakota front w/ 3.7L engine & manual transmission. 24 1/4" long from flange to flange.
	Chrysler/ Dodge	'01-'03 Dodge Dakota front w/ manual transmission. 24 1/4" long from flange to flange.
ZDS9537	Chrysler/ Dodge	'07-'10 Ram 2500 front w/ 6 speed manual transmission. 12 3/4" long from weld to weld.
ZDS9537A	Chrysler/ Dodge	'03-'05 Ram 2500 & 3500 front w/ 5.7L engine & manual transmission. 12 3/4" long from weld to weld.
ZDS9538	Chrysler/ Dodge	'03-'05 Ram 2500 & 3500 front w/ diesel engine & manual transmission. 19" long from weld to weld.
ZDS9539	Chrysler/ Dodge	'03-'05 Ram 2500 & 3500 front w/ diesel engine & 6 speed manual transmission. 16 1/2" long from weld to weld.
ZDS9540	Chrysler/ Dodge	'03-'05 Ram 2500 & 3500 front w/ diesel engine & 4 speed automatic transmission. 14 1/24" long from weld to weld.

USA Standard Driveshafts (Cont.)

PART #	Models	Description
ZDS9541	Chrysler/ Dodge	'03-'05 Ram 2500 & 3500 front w/ diesel engine & 5 speed manual transmission. 13 1/4" long from weld to weld.
ZDS9700	Chrysler/ Dodge	'94-'96 Dodge Dakota front w/ NV 231 transfer case & manual transmission. 25" long from center of u/joint caps.
ZDS9700A	Chrysler/ Dodge	'87-'93 Dodge Dakota front w/ manual transmission. 25" long from center of u/joint caps.
ZDS9701	Chrysler/ Dodge	'94-'96 Dodge Dakota front w/ NV 231 transfer case & 42RE or 46RE automatic transmission. 27" long from center of u/joint caps.
ZDS9707	Chrysler/ Dodge	'97-'99 Dodge Dakota w/ automatic transmission. 26 1/8" long from center of u/joint caps.
ZDS9707A	Chrysler/ Dodge	'98-'99 Dodge Durango front w/ automatic transmission. 26 1/8" long from center of u/joint caps.
ZDS9708	Chrysler/ Dodge	'98-'00 Dodge Durango all wheel drive rear. 45 1/4" long from center of u/joint caps.
ZDS9710	Chrysler/ Dodge	'90-'93 Dodge Ramcharger & Trailduster front w/ manual transmission. 27 1/2" long from center of u/joint caps.
ZDS9710A	Chrysler/ Dodge	'75-'89 Dodge Ramcharger & Trailduster front w/ flange at transfer case. 27 1/2" long from center of u/joint caps.
ZDS9710B	Chrysler/ Dodge	'90-'93 Dodge W100 & W150 front w/ three speed automatic transmission or manual transmission. 27 1/4" long from center of u/joint caps.
ZDS9710C	Chrysler/ Dodge	'76-'89 Dodge W100 & W150 front. 27 1/4" long from center of u/joint caps.
ZDS9710D	Chrysler/ Dodge	'90-'93 Dodge W200 & W250 3500 lb Dana 44 front w/ three speed automatic transmission or manual transmission. 27 1/4" long from center of u/joint caps.
ZDS9710E	Chrysler/ Dodge	'75-'89 Dodge W200 & W250 3500lb Dana 44 front w/ flange at transfer case. 27 1/4" long from center of u/joint caps.
ZDS9710F	Chrysler/ Dodge	'82-'89 Dodge W300 & W350 front w/ 3500lb Dana 44 front. 27 1/4" long from center of u/joint caps.
ZDS9711	Chrysler/ Dodge	'90-'93 Dodge W200, W250, W300 & W350 front w/ 4 speed automatic transmission & 4500lb axle. 30 1/4" long from center of u/joint caps.
ZDS9717	Chrysler/ Dodge	'94-'95 Dodge Dakota front w/ NV 231 transfer case & A500 or A518 4 speed automatic transmission. 31 7/16" long from center of u/joint caps.
ZDS9717A	Chrysler/ Dodge	'87-'93 Dodge Dakota front w/ automatic transmission. 31 7/16" long from center of u/joint caps.
ZDS9791	Chrysler/ Dodge	'08-'10 Dodge Nitro front w/ 4.7L engine. 20" long from weld to weld.
ZDS9813	Chrysler/ Dodge	'96-'97 Dodge Ramcharger & Trailduster front w/ 47RE automatic transmission & 241 HD transfer case. 33 1/2" long from center of u/joint caps. 3 1/4" u/joint span. 1 1/16" u/joint caps.
ZDS9813A	Chrysler/ Dodge	'96-'97 Dodge Ram 2500 front w/ 47RE automatic transmission & 241 HD transfer case. 33 1/2" long from center of u/joint caps.
ZDS9814	Chrysler/ Dodge	'96-'97 Dodge Ramcharger & Trailduster front w/ 46RH automatic transmission & 241 HD transfer case. 20" long from weld to weld.
ZDS9814A	Chrysler/ Dodge	'94-'98 Ram 1500 front w/ 46RE automatic transmission. 20" long from weld to weld.
ZDS9814B	Chrysler/ Dodge	'96-'97 Ram 2500 front w/ 46RH automatic transmission. 20" long from weld to weld.
ZDS9870	Chrysler/ Dodge	'94-'98 Ram 1500 front w/ 46RH automatic transmission & 231 HD transfer case. 14 1/2" weld to weld.
ZDS9870A	Chrysler/ Dodge	'94-'95 Ram 2500 front w/ 47RH automatic transmission & 241 LD transfer case. 14 1/2" long weld to weld.
ZDS9871	Chrysler/ Dodge	'94-'98 Ram 1500 front w/ 47RE automatic transmission & 241 LD transfer case. 15 1/2" long weld to weld.
ZDS9871A	Chrysler/ Dodge	'96-'98 Ram 2500 front w/ 47RE automatic transmission & 241 LD transfer case. 15 1/2" long weld to weld.
ZDS9872	Chrysler/ Dodge	'94-'95 Ram 2500 front w/ 46RH automatic transmission. 20" long weld to weld.
ZDS9872A	Chrysler/ Dodge	'94-'95 Dodge Ramcharger & Trailduster front w/ 46RH automatic transmission. 20" long weld to weld.
ZDS9873	Chrysler/ Dodge	'94-'95 Dodge Ramcharger & Trailduster front w/ manual transmission. 14 1/2" long weld to weld.

USA Standard Driveshafts (Cont.)

PART #	Models	Description
ZDS9873A	Chrysler/ Dodge	'94-'97 Ram 2500 front w/ manual transmission. 14 1/2" long weld to weld.
ZDS9873B	Chrysler/ Dodge	'96-'97 Ramcharger & Trailduster front w/ manual transmission. 14 1/2" long weld to weld.
ZDS9874	Chrysler/ Dodge	'94-'95 Ram 2500 front w/ 47RH automatic transmission & 241 HD transfer case. 15 1/2" long weld to weld.
ZDS9874A	Chrysler/ Dodge	'94-'95 Ramcharger & Trailduster front w/ 47RH automatic transmission & 241 HD transfer case. 15 1/2" long weld to weld.
ZDS9875	Chrysler/ Dodge	'94-'95 Ramcharger & Trailduster front w/ automatic transmission. 19" long weld to weld.
ZDS9875A	Chrysler/ Dodge	'90-'93 Dodge W100 & W150 front w/ 4 speed automatic transmission. 19" long weld to weld.
ZDS9875B	Chrysler/ Dodge	'90-'93 Dodge W200 & W250 front w/ 4 speed automatic transmission. 19" long weld to weld.
ZDS9110	Ford	'99-'02 Ford F250 & F350 rear w/ 5.4L engine, E40D automatic transmission & 137" wheelbase. 50 7/8" long from center of u/joint caps.
ZDS9111	Ford	'99-'02 Ford F250 & F350 rear w/ 6.8L engine, E40D automatic transmission & 137" wheelbase. 50 7/8" long from center of u/joint caps.
ZDS9112	Ford	'99-'02 Ford F250 rear w/ 7.3L engine, E40D automatic transmission & 137" wheelbase. 49 5/8" long from center of u/joint caps.
ZDS9113	Ford	'99-'02 Ford F250 rear w/ 5.4L engine, E40D automatic transmission & 141.8" wheelbase. 57 1/4" long from center of u/joint caps.
ZDS9114	Ford	'99-'02 Ford F250 & F350 rear w/ 6.8L engine, E40D automatic transmission & 141.8" wheelbase. 57 1/4" long from center of u/joint caps.
ZDS9115	Ford	'99-'02 Ford F250 rear w/ 7.3L engine, E40D automatic transmission & 141.8" wheelbase. 57 7/16" long from center of u/joint caps.
ZDS9115A	Ford	'99-'02 Ford F250 rear w/ 7.3L engine, M5HD manual transmission & 141.8" wheelbase. 57 7/16" long from center of u/joint caps.
ZDS9115B	Ford	'99-'02 Ford F350 rear w/ 7.3L engine, E40D automatic transmission & 137" wheelbase. 54 7/16" long from center of u/joint caps.
ZDS9115C	Ford	'99-'02 Ford F350 rear w/ 7.3L engine, M5HD manual transmission & 137" wheelbase. 54 7/8" long from center of u/joint caps.
ZDS9116	Ford	'99-'02 Ford F250 & F350 rear w/ 5.4L engine, M5HD manual transmission & 137" wheelbase. 54 5/16" long from center of u/joint caps.
ZDS9117	Ford	'99-'02 Ford F250 rear w/ 6.8L engine, M5HD manual transmission & 137" wheelbase. 54 5/16" long from center of u/joint caps.
ZDS9117A	Ford	'99-'02 Ford F350 rear w/ 7.3L engine, E40D automatic transmission & 141.8" wheelbase. 54 5/16" long from center of u/joint caps.
ZDS9127	Ford	'99-'02 Ford F250 rear w/ 7.3L engine, M5HD manual transmission & 137" wheelbase. 51 5/8" long from center of u/joint caps.
ZDS9128	Ford	'99-'02 Ford F250 rear w/ 5.4L engine, M5HD manual transmission & 141.8" wheelbase. 60 9/16" long from center of u/joint caps.
ZDS9129	Ford	'99-'02 Ford F250 rear w/ 6.8L V10 engine, M5HD manual transmission & 141.8" wheelbase. 60 13/16" long from center of u/joint caps.
ZDS9129A	Ford	'99-'02 Ford F350 rear w/ 6.8L V10 engine, M5HD manual transmission & 137" wheelbase. 60 13/16" long from center of u/joint caps.
ZDS9130	Ford	'99-'02 Ford F350 rear w/ 7.3L engine, M5HD manual transmission & 141.8" wheelbase. 50 7/8" long from center of u/joint caps.
ZDS9131	Ford	'99-'02 Ford F350 rear w/ 7.3L engine, dual rear wheel, E40D automatic transmission & 137" wheelbase. 50 7/8" long from center of u/joint caps.
ZDS9132	Ford	'99-'02 Ford F350 rear w/ 6.8L V10 engine, dual rear wheel, M5HD manual transmission & 137" wheelbase. 54 5/16" long from center of u/joint caps.
ZDS9133	Ford	'99-'02 Ford F350 rear w/ 7.3L engine, dual rear wheel, M5HD manual transmission & 137" wheelbase. 54 5/16" long from center of u/joint caps.
ZDS9134	Ford	'99-'02 Ford F350 rear w/ 6.8L V10 engine, dual rear wheel, E40D automatic transmission & 137" wheelbase. 55 3/16" long from center of u/joint caps.
ZDS9135	Ford	'99-'02 Ford F350 rear w/ 5.4L engine, E40D automatic transmission & 141.8" wheelbase. 58 1/4" long from center of u/joint caps.
ZDS9136	Ford	'99-'02 Ford F350 rear w/ 5.4L engine, M5HD manual transmission & 141.8" wheelbase. 60 13/16" long from center of u/joint caps.
ZDS9137	Ford	'99-'02 Ford F350 rear w/ 6.8L engine, M5HD manual transmission & 141.8" wheelbase. 48 13/16" long from center of u/joint caps.
ZDS9148	Ford	'79 Ford F250 front w/ manual transmission, part-time NP 205 transfer case & 133" wheel base. 25 1/8" long from center of u/joint caps.

USA Standard Driveshafts (Cont.)

PART #	Models	Description
ZDS9148A	Ford	'77 F250 front w/ automatic transmission, part-time NP 205 transfer case & 133" wheel base. 25 1/8" long from center of u/joint caps.
ZDS9150	Ford	'99-'01 Dakota regular cab front w/ 3.9L & 5.2L engine and automatic transmission. 24 1/4" long from center of u/joint caps.
ZDS9150A	Ford	'00 Durango regular cab front w/ 3.9L & 5.2L engine and automatic transmission. 24 1/4" long from center of u/joint caps.
ZDS9151	Ford	'01-'05 Dakota & '01-'03 Durango front w/ 3.7L & 4.7L engine and automatic transmission. 26 1/4" long from flange to flange.
ZDS9152	Ford	'66-'70 Bronco front, 23 5/16" long from center of u/joint caps.
ZDS9153	Ford	'66-'77 Bronco rear, 31 1/4" long from center of u/joint caps.
ZDS9154	Ford	'74-'77 F250 front w/ 351 & 400 engine, 133" wheelbase. 57 7/16" long from center of u/joint caps.
ZDS9155	Ford	'74-'77 F250 rear w/ 351 & 400 engine, 133" wheelbase. 57 7/16" long from center of u/joint caps.
ZDS9155A	Ford	'74-'77 F250 rear w/ 351 & 400 engine, 133" wheelbase. 57 7/16" long from center of u/joint caps.
ZDS9157	Ford	'78 Bronco front w/ 351 engine, automatic transmission and full-time 203 transfer case. 30 1/16" long from center of u/joint caps. 1310 u/joint sizes.
ZDS9157A	Ford	'78 F100 & F150 front w/ full-time 203 transfer case & 113" & 166.8" wheelbase. 30 1/16" long from center of u/joint caps. 1310 u/joint sizes.
ZDS9158	Ford	'79 F100 & F150 rear w/ manual transmission, part-time transfer case & 117" wheel base. 51" long from center of u/joint caps. 1330 u/joint sizes.
ZDS9159	Ford	'78 F100 & F150 rear w/ part-time transfer case & 117" wheelbase. 50 15/16" long from center of u/joint caps. 1310 & 1330 u/joint sizes.
ZDS9159A	Ford	'77 F100 & F150 rear w/ 351 & 400 engines, C6 transmission, part-time transfer case & 117" wheelbase. 50 15/16" long from center of u/joint caps. 1310 & 1330 u/joint sizes.
ZDS9160	Ford	'80-'82 Bronco front. 30 5/8" long from center of u/joint caps.
ZDS9160A	Ford	'80-'82 Bronco rear. 30 5/8" long from center of u/joint caps.
ZDS9161	Ford	'79 F250 & F350 front w/ 300 engine, manual transmission and part-time transfer case. 133" & 155" wheelbase. 24 3/8" long from center of u/joint caps.
ZDS9161A	Ford	'79 Bronco front w/ 351 engine, manual transmission and part-time transfer case. 24 3/8" long from center of u/joint caps.
ZDS9162	Ford	'79 Bronco front w/ 351 engine, manual transmission and part-time transfer case. 37 5/16" long from center of u/joint caps.
ZDS9163	Ford	'79 F250 & F350 front w/ 351 & 400 engine, automatic transmission, part-time transfer case & 133" wheelbase. 28" long from center of u/joint caps.
ZDS9164	Ford	'79 Bronco rear w/ 351 engine, automatic transmission & part-time transfer case. 34 5/16" long from center of u/joint caps.
ZDS9165	Ford	'78 Bronco rear w/351 & 400 engine, manual transmission & part-time 205 transfer case. 37 5/16" long from center of u/joint caps.
ZDS9166	Ford	'79 F250 & F350 front w/ 351 & 400 engine, automatic transmission, full-time transfer case & 133" & 155" wheelbase. 30 1/16" long from center of u/joint caps.
ZDS9166A	Ford	'79 Bronco front w/ 351 engine, automatic transmission & full-time transfer case. 30 1/16" long from center of u/joint caps.
ZDS9166B	Ford	'79 F100 & F150 front w/ automatic transmission & 117" & 133" wheelbase. 30 1/16" long from center of u/joint caps.
ZDS9167	Ford	'78 Bronco front w/ 351 & 400 engine, manual transmission & part-time 205 transfer case. 24 3/8" long from center of u/joint caps.
ZDS9169	Ford	'78 Bronco front w/ 351 engine, automatic transmission and full time 205 transfer case. 27 5/16" long from center of u/joint caps.
ZDS9170	Ford	'78 Bronco rear w/ 351 engine, automatic transmission and part time 205 transfer case. 34 3/8" long from center of u/joint caps.
ZDS9172	Ford	'78 Bronco rear w/ 351 engine, automatic transmission and full time 203 transfer case. 20 3/8" long from center of u/joint caps.
ZDS9173	Ford	'78 Bronco front w/ 400 engine, automatic transmission & part-time 205 transfer case. 27 5/16" long from center of u/joint caps.
ZDS9174	Ford	'78 Bronco rear w/ 400 engine, automatic transmission & part-time 205 transfer case. 27 5/16" long from center of u/joint caps.
ZDS9175	Ford	'78 Bronco front w/ 400 engine, automatic transmission & full-time 203 transfer case. 27 5/16" long from center of u/joint caps.
ZDS9175A	Ford	'78 F100 & F150 front w/ automatic transmission, full-time 203 transfer case & 113" & 166.8" wheelbase. 30 1/16" long from center of u/joint caps.
ZDS9176	Ford	'78 Bronco rear w/ 400 engine, automatic transmission & full-time 203 transfer case. 30 1/16" long from center of u/joint caps.
ZDS9177	Ford	'79 F250 & F350 front w/ 351 & 400 engine, automatic transmission & full-time transfer case. 30 7/8" long from center of u/joint caps.

USA Standard Driveshafts (Cont.)

PART #	Models	Description
ZDS9177A	Ford	'79 F100 & F150 front w/ 351 engine, automatic transmission, full-time transfer case & 155" wheelbase. 30 7/8" long from center of u/joint caps.
ZDS9178	Ford	'79 F100 & F150 front w/ 400 engine, manual transmission, part-time transfer case & 155" wheelbase. 25 5/16" long from center of u/joint caps.
ZDS9180	Ford	'77 F100 & F150 rear w/ 351 & 400 engine, C6 automatic transmission, part-time transfer case & 116" wheelbase. 50 16/16" long from center of u/joint caps. 1310 u/joints.
ZDS9177	Ford	'79 F250 & F350 front w/ 351 & 400 engine, automatic transmission & full-time transfer case. 30 7/8" long from center of u/joint caps.
ZDS9177	Ford	'79 F250 & F350 front w/ 351 & 400 engine, automatic transmission & full-time transfer case. 30 7/8" long from center of u/joint caps.
ZDS9177A	Ford	'79 F100 & F150 front w/ 351 engine, automatic transmission, full-time transfer case & 155" wheelbase. 30 7/8" long from center of u/joint caps.
ZDS9178	Ford	'79 F100 & F150 front w/ 400 engine, manual transmission, part-time transfer case & 155" wheelbase. 25 5/16" long from center of u/joint caps.
ZDS9180	Ford	'77 F100 & F150 rear w/ 351 & 400 engine, C6 automatic transmission, part-time transfer case & 116" wheelbase. 50 16/16" long from center of u/joint caps. 1310 u/joints.
ZDS9180A	Ford	'76 F100 & F150 w/ manual transmission & 117" wheelbase. 50 16/16" long from center of u/joint caps. 1310 u/joints.
ZDS9182	Ford	'77 F250 front w/ 351 & 400 engine w/ C6 automatic transmission, part-time 205 transfer case & 117" wheelbase. 28" long from center of u/joint caps.
ZDS9183	Ford	'77-'78 F250 front w/ automatic transmission, full-time 203 transfer case & 133" wheelbase. 30 1/16" long from center of u/joint caps.
ZDS9184	Ford	'78 F250 front w/ manual transmission, part-time 205 transfer case, 133" wheelbase & snow plow option. 23 3/4" long from center of u/joint caps.
ZDS9185	Ford	'78 F250 front w/ automatic transmission, part-time 205 transfer case & 133" wheelbase. 26 1/16" long from center of u/joint caps.
ZDS9186	Ford	'78 F250 front w/ automatic transmission, full-time 203 transfer case & 133" wheelbase. 29 1/2" long from center of u/joint caps.
ZDS9187	Ford	'79 F250 & F350 front w/ 351 & 400 engine, automatic transmission, part-time transfer case, 133" & 155" wheelbase & snow plow option. 26 11/16" long from center of u/joint caps.
ZDS9190	Ford	'79 Bronco front w/ 351 engine, automatic transmission & part-time transfer case. 27 5/16" long from center of u/joint caps. 1330 u/joints.
ZDS9192	Ford	'80 Bronco w/ 300, 302 & 351 engine, C6 or 435 transmission. 32 3/4" long from center of u/joint caps
ZDS9192A	Ford	'82 F100 & F150 front w/ 300, 302, 351 & 400 engine, C6 or 435 transmission, 116", 133" or 155" wheelbase. 32 3/4" long from center of u/joint caps.
ZDS9193	Ford	'80-'81 Bronco front w/ 300, 302 & 351 engine, C6 & 435 transmission. 33 1/2" long from center of u/joint caps.
ZDS9193A	Ford	'80-'81 F100 & F150 w/ 300, 302, 351 & 400 engine, C6 or 435 transmission & 116", 133" & 155" wheelbase. 33 1/2" long from center of u/joint caps.
ZDS9293	Ford	'99-'01 Explorer & Mountaineer front w/ 4.0L engine. 24" long weld to weld.
ZDS9293A	Ford	'98-'09 Ranger extended cab front w/ 4.0L engine. 24" long weld to weld.
ZDS9293B	Ford	'99-'06 Ranger front w/ 4.0L engine. 24" long weld to weld.
ZDS9294	Ford	'99-'01 Explorer & Mountaineer front w/ 5.0L engine, all wheel drive. 23" long weld to weld.
ZDS9297	Ford	'99-'01 Expedition front w/ 4.6L engine. 25" long weld to weld.
ZDS9298	Ford	'01 Excursion front w/ 6.8L engine. 39 1/2" long from center of u/joint caps.
ZDS9299	Ford	'01 Excursion front w/ 7.3L engine. 39 3/4" long flange to flange.
ZDS9299A	Ford	'00-'01 Expedition front w/ 7.3L engine. 39 3/4" long flange ton flange.
ZDS9300	Ford	'99-'06 F250 front w/ 6.4L or 6.8L engine. 36" long from center of u/joint caps.



USA Standard Driveshafts (Cont.)

PART #	Models	Description
ZDS9300A	Ford	'99-'01 F250 front w/ 5.4L or 6.8L & automatic transmission. 36" long from center of u/joint caps.
ZDS9300B	Ford	'05-'06 F350 front w/ 5.4L or 6.8L, automatic transmission, single rear wheel. 36" long from center of u/joint caps.
ZDS9300C	Ford	'00-'01 Excursion w/ 5.4L or 6.8L engine. 36" long from center of u/joint caps.
ZDS9302	Ford	'05-'10 F250 front w/ diesel engine & automatic transmission. 38 1/2" long from center of u/joint caps.
ZDS9302A	Ford	'03-'10 F250 front w/ 6.0L engine, automatic transmission & single rear wheel. 38 1/2" long from center of u/joint caps.
ZDS9302B	Ford	'04-'10 F250 front w/ diesel engine, automatic transmission & single rear wheel. 38 1/2" long from center of u/joint caps.
ZDS9302C	Ford	'04-'06 F250 front w/ 6.0L engine, automatic transmission & single rear wheels. 38 1/2" long from center of u/joint caps.
ZDS9302D	Ford	'99-'01 F250 front w/ 7.3L engine. 38 1/2" long from center of u/joint caps.
ZDS9302E	Ford	'04-'10 F350 front w/ diesel engine, automatic transmission & single rear wheels. 38 1/2" long from center of u/joint caps.
ZDS9302F	Ford	'03 F350 front w/ 6.0L engine, automatic transmission & single rear wheels. 38 1/2" long from center of u/joint caps.
ZDS9302G	Ford	'00-'05 Excursion front w/ 5.4L or 6.8L engine. 38 1/2" long from center of u/joint caps.
ZDS9302H	Ford	'01 Excursion front w/ 5.4L engine. 38 1/2" long from center of u/joint caps.
ZDS9302I	Ford	'00 Excursion front w/ 7.3L engine. 38 1/2" long from center of u/joint caps.
ZDS9303	Ford	'00-'03 Excursion front w/ 7.3L engine. 39 1/2" long from center of u/joint caps.
ZDS9303A	Ford	'03-'10 F250 front. 39 1/2" long from center of u/joint caps.
ZDS9303AA	Ford	'03 F350 front w/ 6.0L engine, 6 speed manual transmission & dual rear wheels. 39 1/2" long from center of u/joint caps.
ZDS9303B	Ford	'99-'06 F250 front w/ 6.0L engine, manual transmission & single rear wheels. 39 1/2" long from center of u/joint caps.
ZDS9303BB	Ford	'03 F350 front w/ 5.4L, 6 speed manual transmission & single rear wheels. 39 1/2" long from center of u/joint caps.
ZDS9303C	Ford	'99-'06 F250 front w/ 7.3L engine. 39 1/2" long from center of u/joint caps.
ZDS9303CC	Ford	'99-'03 F350 front w/ 6.8L engine, automatic transmission & single rear wheels. 39 1/4" long from center of u/joint caps.
ZDS9303D	Ford	'04 F250 front w/ automatic transmission & single rear wheels. 39 1/2" long from center of u/joint caps.
ZDS9303DD	Ford	'99-'03 F350 front w/ 5.4L engine, automatic transmission & single rear wheels. 39 1/2" long from center of u/joint caps.
ZDS9303E	Ford	'04 F250 w/ gas engine, 6 speed manual transmission & single rear wheels. 39 1/2" long from center of u/joint caps.
ZDS9303EE	Ford	'02 F350 front w/ 5.4L engine, 6 speed manual transmission & single rear wheels. 39 1/2" long from center of u/joint caps.
ZDS9303F	Ford	'03 F250 front w/ 6.8L engine, 6 speed manual transmission & single rear wheels. 39 1/2" long from center of u/joint caps.
ZDS9303FF	Ford	'02 F350 front w/ 6.8L engine, 6 speed manual transmission & single rear wheels. 39 1/2" long from center of u/joint caps.
ZDS9303G	Ford	'03 F250 front w/ manual transmission & single rear wheels. 39 1/2" long from center of u/joint caps.
ZDS9303GG	Ford	'00-'03 F450 front w/ 7.3L diesel. 39 1/2" long from center of u/joint caps.
ZDS9303H	Ford	'03 F250 front w/ 5.4L engine, 6 speed manual transmission & single rear wheels. 39 1/2" long from center of u/joint caps.
ZDS9303HH	Ford	'00 F550 front w/ 6.8L engine & automatic transmission. 39 1/2" long from center of u/joint caps.
ZDS9303I	Ford	'99-'00 F450 front w/ 6.8L diesel, automatic transmission & dual rear wheels. 39 1/2" long from center of u/joint caps.
ZDS9303J	Ford	'03 F250 front w/ 6.0L engine, manual transmission & single rear wheels. 39 1/2" long from center of u/joint caps.
ZDS9303K	Ford	'02 F250 front w/ 6.8L engine, 6 speed manual transmission & single rear wheels. 39 1/2" long from center of u/joint caps.
ZDS9303L	Ford	'02 F250 front w/ 5.4L engine, 6 speed manual transmission & single rear wheels. 39 1/2" long from center of u/joint caps.
ZDS9303M	Ford	'00-'03 F250 front w/ 5.4L or 6.8L engine and 4R100 automatic transmission. 39 1/2" long from center of u/joint caps.
ZDS9303N	Ford	'99-'03 F250 front w/ 5.4L engine, automatic transmission & single rear wheels. 39 1/2" long from center of u/joint caps.
ZDS9303O	Ford	'99-'03 F250 front w/ 6.8L engine, automatic transmission & single rear wheels. 39 1/2" long from center of u/joint caps.
ZDS9303P	Ford	'99-'03 F250 front w/ 6.8L engine, automatic transmission & dual rear wheels. 39 1/2" long from center of u/joint caps.
ZDS9303Q	Ford	'99-'03 F350 front w/ automatic transmission & dual rear wheels. 39 1/2" long from center of u/joint caps.
ZDS9303R	Ford	'99-'03 F350 front w/ 5.4L engine automatic transmission & dual rear wheels. 39 1/2" long from center of u/joint caps.
ZDS9303S	Ford	'04-'06 F350 front w/ 6.0L engine & manual transmission. 39 1/2" long from center of u/joint caps.
ZDS9303T	Ford	'05 F350 front w/ diesel engine & manual transmission. 39 1/2" long from center of u/joint caps.
ZDS9303U	Ford	'04 F350 front w/ 7.3L engine. 39 1/2" long from center of u/joint caps.
ZDS9303V	Ford	'04 F350 front w/ gas engine, automatic transmission & dual rear wheels. 39 1/2" long from center of u/joint caps.
ZDS9303W	Ford	'04 F350 front w/ 6.8L engine, manual transmission & dual rear wheels. 39 1/2" long from center of u/joint caps.
ZDS9303X	Ford	'04 F350 front w/ gas engine, manual transmission & single rear wheels. 39 1/2" long from center of u/joint caps.

USA Standard Driveshafts (Cont.)

PART #	Models	Description
ZDS9303Y	Ford	'04 F350 front w/ diesel engine, manual transmission & single rear wheels. 39 1/2" long from center of u/joint caps.
ZDS9303Z	Ford	'00-'03 F350 front w/ 5.4L or 6.8L engine, 4R100 automatic transmission & single rear wheels. 39 1/2" long from center of u/joint caps.
ZDS9304	Ford	'00-'03 F350 front w/ over 8500 GVW. 40 1/2" long from center of u/joint caps.
ZDS9304A	Ford	'00-'03 Excursion front. 40 1/2" long from center of u/joint caps.
ZDS9305	Ford	'99-'01 F250 front w/ 5.4L or 6.8L & manual transmission. 37 3/4" long from center of u/joint caps.
ZDS9317	Ford	'99-'01 Expedition front w/ 5.4L engine. 25" long weld to weld.
ZDS9325	Ford	'00-'02 Excursion front w/ 5.4L or 6.8L engine w/ 4R100 automatic transmission. 37 1/4" long from center of u/joint caps.
ZDS9400	Ford	'87-'89 Bronco rear w/ 4.9L or 5.0L engine, 5 speed manual transmission & 3.08, 3.55 or 4.10 gear ratio. 26 1/2" long from center of u/joint caps.
ZDS9416	Ford	'87-'89 Bronco rear w/ 5.0L engine & automatic overdrive transmission. 28 5/8" long from center of u/joint caps.
ZDS9423	Ford	'88 Ranger rear w/ 4 speed automatic transmission or 5 speed manual transmission, 2.3L or 2.9L engine & STX package. 39 13/16" long from center of u/joint caps.
ZDS9423A	Ford	'87 Ranger rear w/ 4 speed automatic transmission, 2.9L engine & STX package. 39 13/16" long from center of u/joint caps.
ZDS9423B	Ford	'85 Ranger rear w/ 4 speed automatic transmission & 2.3L or 2.8L engine. 39 13/16" long from center of u/joint caps.
ZDS9430	Ford	'85 Bronco rear w/ C6 automatic transmission or 4 speed manual transmission & 5.0L or 5.8L engine & 3.50 gear ratio. 31 5/15" long from center of u/joint caps.
ZDS9430A	Ford	'85-'86 Bronco rear w/ 4 speed manual transmission, 4.9L engine & 3.00 or 3.50 gear ratio. Also fits '85-'86 Bronco rear w/ 5.0L engine or 5.8L engine & 3.50 gear ratio. 31 15/16" long from center of u/joint caps.
ZDS9431	Ford	'88 Bronco rear w/ C6 automatic transmission & 4.9L or 5.8L engine w/ 3.08 or 3.55 gear ratio. 29 5/8" long from center of u/joint caps.
ZDS9431A	Ford	'88-'89 Bronco rear w/ automatic overdrive transmission & 4.9L or 5.0L engine. 29 5/8" long from center of u/joint caps.
ZDS9431B	Ford	'87 Bronco rear w/ C6 automatic transmission, 4.9L or 5.8L engine & 3.08 or 3.55 gear ratio. 29 5/8" long from center of u/joint caps.
ZDS9431C	Ford	'87 Bronco rear w/ automatic overdrive transmission & 4.9L or 5.8L engine. 29 5/8" long from center of u/joint caps.
ZDS9431D	Ford	'85-'86 Bronco rear w/ automatic overdrive transmission, 5.0L engine & 3.55 gear ratio. 29 5/8" long from center of u/joint caps.
ZDS9433	Ford	'86 Ranger 4 wheel drive rear w/ 4 speed automatic transmission & 2.9L engine. 40 1/4" long from center of u/joint caps.
ZDS9440	Ford	'83-'87 F250 front w/ 133" or 155" wheelbase. 35 1/2" long from center of u/joint caps.
ZDS9440A	Ford	'82-'84 F350 front. 35 1/2" long from center of u/joint caps.
ZDS9440B	Ford	'84-'87 Bronco front w/ 105" wheelbase. 35 1/2" long from center of u/joint caps.
ZDS9440C	Ford	'83 Bronco front. 35 1/2" long from center of u/joint caps.
ZDS9440D	Ford	'83-'87 F150 front w/ 117", 133" & 155" wheelbase. 35 1/2" long from center of u/joint caps.
ZDS9441	Ford	'85-'93 F250 front w/ automatic overdrive transmission & 133" or 155" wheelbase. 33 1/4" long from center of u/joint caps.
ZDS9441A	Ford	'88-'93 Bronco front w/ automatic overdrive transmission. 33 1/4" long from center of u/joint caps.
ZDS9441B	Ford	'85-'93 F150 front w/ automatic overdrive transmission & 117", 133", 139" or 155" wheelbase. 33 1/4" long from center of u/joint caps.
ZDS9442	Ford	'88-'90 Bronco front w/ 4.9L engine & E40D or C6 automatic transmission. 39 1/2" long from center of u/joint caps.
ZDS9441B	Ford	'85-'93 F150 front w/ automatic overdrive transmission & 117", 133", 139" or 155" wheelbase. 33 1/4" long from center of u/joint caps.
ZDS9442	Ford	'88-'90 Bronco front w/ 4.9L engine & E40D or C6 automatic transmission. 39 1/2" long from center of u/joint caps.
ZDS9442A	Ford	'88-'96 F250 front w/ C6 automatic transmission & 133" or 155" wheelbase. 39 1/2" long from center of u/joint caps.
ZDS9442B	Ford	'90 Bronco front w/ 5.8L engine & E40D automatic transmission. 39 1/2" long from center of u/joint caps.
ZDS9442C	Ford	'88-'96 F250 front w/ 7.3L or 7.5L engine, manual transmission & 133" or 155" wheelbase. 39 1/2" long from center of u/joint caps.
ZDS9442D	Ford	'88-'89 Bronco front w/ C6 automatic transmission. 39 1/2" long from center of u/joint caps.
ZDS9442E	Ford	'88-'90 Bronco front w/ 4 speed manual transmission & 105" wheelbase. 39 1/2" long from center of u/joint caps.
ZDS9442F	Ford	'88-'96 F150 front w/ six cylinder engine, E40D, C6 or 4 speed manual transmission & 117", 133", 139" or 155" wheelbase. 39 1/2" long from center of u/joint caps.
ZDS9443	Ford	'88-'96 F250 front w/ 5.8L engine & 133" or 155" wheelbase. 37 1/2" long from center of u/joint caps.
ZDS9443A	Ford	'91-'96 Bronco front w/ 5 speed manual transmission. 37 1/2" long from center of u/joint caps.
ZDS9443B	Ford	'88-'90 Bronco front w/ 5 speed manual transmission & 105" wheelbase. 37 1/2" long from center of u/joint caps.
ZDS9443C	Ford	'88-'96 F150 front w/ 5 speed manual transmission & 117", 139" or 155" wheelbase. 37 1/2" long from center of u/joint caps.
ZDS9444	Ford	'88-'96 F250 front w/ E40D automatic transmission & 133" or 155" wheelbase. 39 1/2" long from center of u/joint caps.
ZDS9444A	Ford	'91-'96 Bronco front w/ E40D automatic transmission. 39 1/2" long from center of u/joint caps.

USA Standard Driveshafts (Cont.)

PART #	Models	Description
ZDS9444B	Ford	'90 Bronco front w/ 5.0L engine & E40D automatic transmission. 39 1/2" long from center of u/joint caps.
ZDS9444C	Ford	'90-'96 F150 front w/ E40D automatic transmission & 117", 133", 139" or 155" wheelbase. 39 1/2" long from center of u/joint caps.
ZDS9445	Ford	'94-'96 F150 front w/ 4R70W automatic transmission & 117", 133", 139" or 155" wheelbase. 35" long from center of u/joint caps.
ZDS9446	Ford	'95-'96 F350 front w/ C6 automatic transmission & 133", 137" & 168" wheelbase. 36 1/4" long from center of u/joint caps.
ZDS9447	Ford	'95-'96 F350 front w/ manual transmission & 133", 137" & 168" wheelbase. 38 1/4" long from center of u/joint caps.
ZDS9450	Ford	'98 Explorer & Mountaineer front w/ 5.0L engine. 23" long weld to weld.
ZDS9451	Ford	'01-'05 Explorer Sport Trac four door front. 24" long weld to weld.
ZDS9451A	Ford	'01-'03 Explorer Sport Trac 2 door front w/ 4.0L engine. 24" long weld to weld.
ZDS9451B	Ford	'97-'99 Explorer sport four door front w/ 4.0L engine. 24" long weld to weld.
ZDS9453	Ford	'97-'98 F150 rear w/ 4.2" & 4.6L engine, M50D or 4R70W automatic transmission & 120" wheelbase. 41 1/2" long from center of u/joint caps.
ZDS9455	Ford	'98 Ranger & Mazda Pickup front w/ 2.3L, 3.0L or 4.0L engine. 24 1/4" long weld to weld.
ZDS9462	Ford	'05-'10 explorer front. 22 1/4" long weld to weld.
ZDS9462A	Ford	'02-'05 Explorer four door front w/ 4.0L engine. 22 1/4" long from weld to weld.
ZDS9462B	Ford	'02-'03 Explorer front w/ 4.0L engine. 22 1/4" long from weld to weld.
ZDS9463	Ford	'01-'05 Escape all wheel drive rear. Rear section of two-piece driveshaft. 22 1/4" long weld to weld.
ZDS9542	Ford	'03-'05 Expedition front. 20" long from weld to weld.
ZDS9543	Ford	'97-'02 Expedition front w/ 5.4L engine. 38 5/8" long from flange to flange.
ZDS9544	Ford	'97-'99 F250 front w/ 5.4L engine & 139" wheelbase. Under 8500lb GVW. 21" long from weld to weld.
ZDS9544A	Ford	'97 F250 front w/ 5.4L engine & 155" wheelbase. 21" long from weld to weld.
ZDS9544B	Ford	'04-6/'05 F150 front. 21" long from weld to weld.
ZDS9544C	Ford	'04-'05 F150 front w/ 5.4L engine & 4R100 automatic transmission. 21" long from weld to weld.
ZDS9544D	Ford	'98-'03 F150 front w/ 5.4L engine, 4R100 automatic transmission & 120", 139" or 157" wheelbase. 21" long from weld to weld.
ZDS9544E	Ford	'97 F150 front w/ 5.4L engine & 120", 139" or 157" wheelbase. 21" long from weld to weld.
ZDS9545	Ford	'98-'03 F250 front w/ 5.4L engine, 4R70W automatic transmission & 120" or 157" wheelbase. 22" long from weld to weld.
ZDS9545A	Ford	'97-'99 F250 front w/ 4.6L engine, 139" wheelbase & under 8500lb GVW. 22" long from weld to weld.
ZDS9545B	Ford	'97-'04 F150 front w/ 4.2L or 4.6L engine. 22" long from weld to weld.
ZDS9545C	Ford	'98-'03 F150 front w/ 5.4L engine & 4R70W automatic transmission. 22" long from weld to weld.
ZDS9544D	Ford	'98-'03 F150 front w/ 5.4L engine, 4R100 automatic transmission & 120", 139" or 157" wheelbase. 21" long from weld to weld.
ZDS9544E	Ford	'97 F150 front w/ 5.4L engine & 120", 139" or 157" wheelbase. 21" long from weld to weld.
ZDS9545	Ford	'98-'03 F250 front w/ 5.4L engine, 4R70W automatic transmission & 120" or 157" wheelbase. 22" long from weld to weld.
ZDS9545A	Ford	'97-'99 F250 front w/ 4.6L engine, 139" wheelbase & under 8500lb GVW. 22" long from weld to weld.
ZDS9545B	Ford	'97-'04 F150 front w/ 4.2L or 4.6L engine. 22" long from weld to weld.
ZDS9545C	Ford	'98-'03 F150 front w/ 5.4L engine & 4R70W automatic transmission. 22" long from weld to weld.
ZDS9546	Ford	'04-'06 F350 front w/ automatic transmission. 37 3/4" long from center of u/joint caps.
ZDS9546A	Ford	'03-'05 Excursion front w/ 6.0L diesel engine. 37 3/4" long from center of u/joint caps.
ZDS9622	Ford	'96 1/2 Explorer front w/ round flange at transfer case. 27 11/16" long from center of u/joint caps.
ZDS9623	Ford	'95-'96 Explorer four door front. 28 1/4" long from center of u/joint caps.
ZDS9624	Ford	'94-'95 Explorer 2 door rear. 32 15/16" long from center of u/joint caps.
ZDS9636	Ford	'88 Ranger rear w/ 5 speed manual transmission, 2.3L diesel or 2.9L gas engine w/ STX trim package & short wheelbase. 42 1/4" long from center of u/joint caps.
ZDS9638	Ford	'89 Ranger front. 26 1/2" long from center of u/joint caps.
ZDS101679	Ford	Ford edge '07-'13 & lincoln mkx '07-'15 rear driveshaft, 80.5" ftf
ZDS105687	Ford	F-150 rear driveshaft, '04-'08, rwd, 4.2 or 4.6l, a/t, 145" wb w/ 8.8"(10 bolt)diff, 90.75" oal
ZDS105688	Ford	F-150 rear driveshaft, '04-'08, rwd, 4.6l or 5.4l, a/t, 145" wb w/ 9.75"(12 bolt)diff, 89.75" oal

USA Standard Driveshafts (Cont.)

PART #	Models	Description
ZDS9638A	Ford	'88 Ranger front w/ 4 speed automatic transmission or 5 speed manual transmission & STX trim package. 26 1/2" long from center of u/joint caps.
ZDS9641	Ford	'87 Ranger front w/ 4 speed automatic transmission, 2.9L engine & STX trim package. 26 1/2" long from center of u/joint caps.
ZDS9641A	Ford	'87 Ranger front w/ 5 speed manual transmission & 2.9L engine. 26 1/2" long from center of u/joint caps.
ZDS9642	Ford	'89 Ranger rear w/ 4 speed automatic transmission or dive speed manual transmission, 2.9L engine, STX trim package & short wheelbase. 40 1/2" long from center of u/joint caps.
ZDS9660	Ford	'90-'96 Bronco rear w/ E40D automatic transmission, 4.9L, 5.0L or 5.8L engine & 3.08 or 3.55 gear ratio. 23 3/8" long from center of u/joint caps.
ZDS9661	Ford	'91-'94 Explorer front w/ 4.0L engine & 4 speed automatic or 5 speed manual transmission. 29 7/16" long from center of u/joint caps.
ZDS9661A	Ford	'95-'97 Ranger front w/ 4.0L engine. 29 7/16" long from center of u/joint caps.
ZDS9661B	Ford	'93-'94 Ranger front w/ 4.0L engine & 4 speed automatic or 5 speed manual transmission. 29 7/16" long from center of u/joint caps.
ZDS9661C	Ford	'90-'92 Ranger front. 29 7/16" long from center of u/joint caps.
ZDS9662	Ford	'90-'94 Ranger rear w/ 4 speed automatic transmission or 5 speed manual transmission, 2.3L, 2.9L, 3.0L or 4.0L engine & short wheelbase. 40 9/16" long from center of u/joint caps.
ZDS9663	Ford	'90-'96 Bronco rear w/ 5 speed manual transmission, 4.9L or 5.0L engine & 3.08, 3.55 or 4.10 gear ratio. 27 5/8" long from center of u/joint caps.
ZDS9664	Ford	'90-'96 Bronco rear w/ 5.0L engine, automatic transmission & 3.55 or 4.10 gear ratio. 27 5/8" long from center of u/joint caps.
ZDS9665	Ford	'90-'96 Bronco rear w/ C6 automatic transmission or Borg Warner T-18 4 speed manual transmission, 4.9L or 5.0L engine & 3.08 or 3.55 gear ratio. 29 5/16" long from center of u/joint caps.
ZDS9721	Ford	'89-'94 F350 front w/ 5.8L or 7.5L engine and C6 automatic transmission. 32 3/4" long from center of u/joint caps.
ZDS9721A	Ford	'89-'94 F350 front w/ 7.3L diesel or 7.5L gas engine & ZF manual transmission. 32 3/4" long from center of u/joint caps.
ZDS9721B	Ford	'85-'88 F350 front. 32 3/4" long from center of u/joint caps.
ZDS9731	Ford	'83-'85 Bronco II rear w/ three speed automatic transmission. 30 3/16" long from center of u/joint caps.
ZDS9821	Ford	'88-'90 Bronco II 4 wheel drive rear w/ 4 speed manual transmission. 32 11/16" long from flange to flange.
ZDS9821A	Ford	'88-'90 Bronco II 2 wheel drive rear w/ manual transmission. 32 11/16" long from flange to flange.
ZDS9821B	Ford	'86-'87 Bronco II 2 wheel drive & 4 wheel drive rear w/ manual transmission. 32 11/16" long from flange to flange.
ZDS9821C	Ford	'84-'85 Bronco II 4 wheel drive rear w/ manual transmission. 32 11/16" long from flange to flange.
ZDS9822	Ford	'88-'90 Bronco 4 wheel drive rear w/ automatic transmission. 30 1/4" long from flange to flange.
ZDS9822A	Ford	'88-'90 Bronco 4 wheel drive rear w/ 5 speed manual transmission. 30 1/4" long from flange to flange.
ZDS9822B	Ford	'88-'89 Bronco II 2 wheel drive rear w/ automatic transmission. 30 1/4" long from flange to flange.
ZDS9822C	Ford	'86-'87 Bronco II 2 wheel drive & 4 wheel drive rear w/ automatic transmission. 30 1/4" long from flange to flange.
ZDS9822D	Ford	'84-'85 Bronco II 4 wheel drive rear w/ automatic transmission. 30 1/4" long from flange to flange.
ZDS9823	Ford	6/'89-'90 Bronco II 2 wheel drive rear w/ automatic transmission. 36 1/4" long from flange to flange.
ZDS9824	Ford	6/'89-'90 Bronco II 2 wheel drive rear w/ manual transmission. 39 11/16" long from flange to flange.
ZDS9825	Ford	'86-'90 Bronco II 2 wheel drive & 4 wheel drive rear w/ manual transmission. 36 5/8" long from flange to flange.
ZDS9826	Ford	'85-'87 Bronco II 4 wheel drive rear w/ automatic transmission. 39 3/4" long from flange to flange.
ZDS9830	Ford	'83-'85 Bronco II rear w/ 2.8L engine w/ C5 automatic transmission or 2.8L w/ 4 speed manual transmission, short wheelbase. 44 1/4" long from center of u/joint caps.
ZDS9831	Ford	'83-'85 Ranger rear w/ 2.3L, 2.8L gas or 2.8L diesel engine, 5 speed manual transmission & short wheelbase. 42 5/16" long from center of u/joint caps.
ZDS9832	Ford	'83-'84 Bronco II rear. 30 1/16" long from center of u/joint caps.
ZDS9833	Ford	'83-'84 Bronco II rear w/ manual transmission & flange at both ends. 28 5/16" long from center of u/joint caps.
ZDS9834	Ford	'83-'85 Bronco II rear w/ manual transmission & flange on one end. 28 5/16" long from center of u/joint caps.
ZDS9146	GM	'99-'05 Astro & Safari van front, 26" long weld-to-weld.
ZDS9492	Hummer	'06-'10 Hummer H3 front. 23 5/8" long from weld to weld.
ZDS9285	Isuzu	'91-'92 Isuzu Rodeo front w/ manual transmission. 23" long weld to weld.
ZDS9285A	Isuzu	'98-'02 Isuzu Trooper front w/out torque-on-demand. 23" long weld to weld.
ZDS9285B	Isuzu	'90-'97 Isuzu Trooper front w/ 2.8L V6 & manual transmission. 23" long weld to weld.
ZDS9359A	Isuzu	'98-'00 Isuzu Hombre front. 29 1/2" long from flange to flange.

USA Standard Driveshafts (Cont.)

PART #	Models	Description
ZDS9778	ISUZU	'98-'99 Isuzu Amigo & Rodeo front w/ four cylinder engine, manual transmission & short wheelbase. 13 7/8" long from center of u/joint caps.
ZDS9140	Jeep	'99-'00 Jeep Cherokee Dana 44 front w/ 4.0L engine, Aisen Warner 4 speed automatic transmission & Kanda transfer case. 28 5/8" long from center of u/joint caps.
ZDS9141	Jeep	'99-'00 Jeep Cherokee Dana 30 front w/ 2.1L & 2.5L engine, Aisen Warner 5 speed manual transmission & NP 231 transfer case. 25 5/16" long from center of u/joint caps.
ZDS9142	Jeep	'99-'00 Jeep Cherokee Dana 44 front w/ 4.0L engine, Aisen Warner 5 speed manual transmission & Kanda transfer case. 27 1/16" long from center of u/joint caps.
ZDS9143	Jeep	'99-'00 Jeep Cherokee Dana 30 front w/ 4.0L engine, Aisen Warner 4 speed automatic transmission & NP 231 & NP 242 transfer case. 30 5/8" long from center of u/joint caps.
ZDS9144	Jeep	'99-'00 Jeep Cherokee Dana 30 front w/ 4.0L engine, Aisen Seiki 5 speed manual transmission & Kanda transfer case. 29 1/4" long from center of u/joint caps.
ZDS9311	Jeep	'01 Cherokee front w/ 4.0L engine & automatic transmission. 30 11/16" long from center of u/joint caps.
ZDS9312	Jeep	'01 Cherokee front w/ 4.0L engine & manual transmission. 29 1/4" long from center of u/joint caps.
ZDS9313	Jeep	'99-'03 Grand Cherokee front w/ 4.0L engine. 21" long weld to weld. Has CV's on both ends.
ZDS9314	Jeep	'99-'03 Grand Cherokee front w/ 4.7L engine. 20" long weld to weld.
ZDS9315	Jeep	'01-'05 Wrangler front w/ 2.4L engine & automatic transmission. 38" long from center of u/joint caps.
ZDS9315A	Jeep	'98-'01 Wrangler front w/ 4-cylinder engine. 38" long from center of u/joint caps.
ZDS9315B	Jeep	'98-'01 Wrangler front w/ 6-cylinder engine & automatic transmission. 38" long from center of u/joint caps.
ZDS9316	Jeep	'01-'05 Wrangler front w/ 2.4L engine & manual transmission. 39 1/2" long from center of u/joint caps.
ZDS9316A	Jeep	'98-'01 Wrangler front w/ 6-cylinder engine & manual transmission. 39 1/2" long from center of u/joint caps.
ZDS9323	Jeep	'02-'05 Jeep Liberty front w/ 2.8L engine & automatic transmission. 20" long weld to weld.
ZDS9324	Jeep	'02-'05 Jeep Liberty front w/ 2.4L or 3.7" engine & automatic transmission. 16 1/2" long weld to weld.
ZDS9326	Jeep	'02-'05 Jeep Liberty front w/ 2.8L engine & manual transmission. 19" long weld to weld.
ZDS9326A	Jeep	'02-'03 Jeep Liberty front w/ 3.7L engine & manual transmission. 19" long weld to weld.
ZDS9436	Jeep	'88 Jeep Cherokee, Commanche & Wagoneer front w/ four cylinder engine, Aisen four or 5 speed manual transmission, 231 transfer case & 3.55 or 4.11 gear ratio. 25 3/4" long from center of u/joint caps.
ZDS9436A	Jeep	'80-'93 Jeep Cherokee, Wagoneer, J10 & J20 front w/ eight cylinder engine & automatic transmission. 25 3/4" long from center of u/joint caps.
ZDS9436B	Jeep	'90-'91 Jeep Grand Wagoneer Dana 44 front w/ 5.9L engine, 727 automatic transmission & 229 transfer case. 25 3/4" long from center of u/joint caps.
ZDS9438	Jeep	'88 Jeep Cherokee, Commanche & Wagoneer front w/ six cylinder engine, automatic transmission, 242 or 231 transfer case & 3.08 gear ratio. 29 1/4" long from center of u/joint caps.
ZDS9438A	Jeep	'82-'83 Jeep Cherokee, Wagoneer, J10 & J20 front w/ six cylinder engine & 5 speed manual transmission. 29 1/4" long from center of u/joint caps.
ZDS9438B	Jeep	'82-'83 Jeep Cherokee, Wagoneer, J10 & J20 front w/ six cylinder engine & automatic transmission. 29 1/4" long from center of u/joint caps.
ZDS9438C	Jeep	'96-'97 Jeep Grand Cherokee Dana 30 front w/ 2.5L engine, 5 speed manual transmission & 231 transfer case. 29 1/4" long from center of u/joint caps.
ZDS9737	Jeep	'95-'96 Jeep Cherokee Dana 30 front w/ 2.5L turbo engine, 5 speed transmission & 231 transfer case. 27 5/8" long from center of u/joint caps.
ZDS9737A	Jeep	'96 Jeep Grand Cherokee Dana 30 front w/ 2.5L or 4.0L engine, 5 speed manual transmission & 231 transfer case. 27 5/8" long from center of u/joint caps.
ZDS9749	Jeep	'85-'86 Jeep Grand Cherokee front w/ four or 5 speed transmission. 25 1/16" long from center of u/joint caps.
ZDS9751	Jeep	'71-'73 Jeep J10 & J20 front w/ 350 engine & 4 speed automatic transmission. 25 5/16" long from center of u/joint caps.
ZDS9751A	Jeep	'78-'79 Jeep Wagoneer front w/ V8 engine & 4 speed hydramatic transmission. 25 5/16" long from center of u/joint caps.
ZDS9752	Jeep	'95-'98 Jeep Cherokee Dana 44 front w/ 4.0L engine, Aisen 5 speed manual transmission & Kanda transfer case. 27 1/16" long from center of u/joint caps.
ZDS9752A	Jeep	'90-'94 Jeep Cherokee, Commanche & Wagoneer Dana 44 front w/ 4.0L engine, Aisen 5 speed manual transmission & Kanda transfer case. 27 1/16" long from center of u/joint caps.
ZDS9752B	Jeep	'72-'73 Jeep J10 & J20 front w/ V8 engine & automatic transmission. 27 1/16" long from center of u/joint caps.
ZDS9754	Jeep	Jeep Cherokee, Wagoneer, J10 & J20 front w/ six or eight cylinder engine & three speed transmission. 20" long from center of u/joint caps.
ZDS9754A	Jeep	'79 Jeep Wagoneer, J10 & J20 front w/ V8 engine & three speed transmission. 20" long from center of u/joint caps.

USA Standard Driveshafts (Cont.)

PART #	Models	Description
ZDS9754	Jeep	Jeep Cherokee, Wagoneer, J10 & J20 front w/ six or eight cylinder engine & three speed transmission. 20" long from center of u/joint caps.
ZDS9754A	Jeep	'79 Jeep Wagoneer, J10 & J20 front w/ V8 engine & three speed transmission. 20" long from center of u/joint caps.
ZDS9755	Jeep	'74-'77 Jeep Cherokee, Wagoneer, J10 & J20 front w/ six or eight cylinder engine, 4 speed automatic transmission & Quadtrac. 24 3/8" long from center of u/joint caps.
ZDS9756	Jeep	'74-'77 Jeep J10 & J20 front w/ six cylinder engine & 4 speed automatic transmission. 29" long from center of u/joint caps.
ZDS9756A	Jeep	'78-'79 Jeep Wagoneer, J10 & J20 front w/ 6 speed engine & 4 speed automatic transmission. 29" long from center of u/joint caps.
ZDS9757	Jeep	'77-'79 Jeep CJ7 front w/ automatic transmission. 36 5/8" long from center of u/joint caps.
ZDS9760	Jeep	'96 Jeep Grand Cherokee Dana 30 front w/ 4.0L engine, 5 speed manual transmission & 242 transfer case. 31 3/4" long from center of u/joint caps.
ZDS9761	Jeep	'95-'97 Jeep Grand Cherokee Dana 30 front w/ 5.2L engine, automatic transmission & 249 transfer case. 12 1/4" long from weld to weld.
ZDS9762	Jeep	'95-'98 Jeep Grand Cherokee Dana 30 front w/ 4.0L engine, automatic transmission & 249 transfer case. 14 1/4" long from weld to weld.
ZDS9763	Jeep	'82-'83 Jeep J10 front w/ automatic transmission. 31 3/16" long from center of u/joint caps.
ZDS9764	Jeep	'95-'98 Jeep Cherokee Dana 44 front w/ 4.0L engine, Aisen 4 speed automatic transmission & Kanda transfer case. 28 3/4" long from center of u/joint caps.
ZDS9764A	Jeep	'90-'94 Jeep Cherokee, Commanche & Wagoneer Dana 44 front w/ 4.0L front w/ Aisen 5 speed automatic transmission case & Kanda transfer case. 28 3/4" long from center of u/joint caps.
ZDS9764B	Jeep	'82-'83 Jeep J10 front w/ manual transmission. 28 3/4" long from center of u/joint caps.
ZDS9765	Jeep	'97-'06 Jeep Wrangler front w/ 2.5L or 4.0L engine, 5 speed manual transmission & 231 or 242 transfer case. 38 1/4" long from flange to flange.
ZDS9765A	Jeep	'97 Jeep Wrangler Dana 30 front w/ 2.5L or 4.0L engine, 4 speed automatic transmission & 231 or 242 transfer case. 38 1/4" long from flange to flange.
ZDS9766	Jeep	'03-'06 Jeep Wrangler front w/ 4.0L engine & 231 or 241 transfer case. 39 1/2" long from center of u/joint caps.
ZDS9766B	Jeep	'97-'06 Jeep Wrangler front w/ 2.5L or 4.0L engine, 4 speed automatic transmission & 231 or 242 transfer case. 39 1/2" long from center of u/joint caps.
ZDS9766C	Jeep	'97 Jeep Wrangler Dana 30 front w/ 4.0L engine, 5 speed manual transmission & 231 or 242 transfer case. 39 1/2" long from center of u/joint caps.
ZDS9766D	Jeep	'97-'00 Jeep Wrangler front w/ 4.0L engine, automatic transmission & 231 transfer case. 39 1/2" long from center of u/joint caps.
ZDS9766E	Jeep	'97-'00 Jeep Wrangler front w/ 4.0L engine & 241 transfer case. 39 1/2" long from center of u/joint caps.
ZDS9767	Jeep	'02-'04 Jeep Grand Cherokee front w/ 4.0L engine. 21 1/2" long weld to weld.
ZDS9769	Jeep	'96 Jeep Grand Cherokee Dana 30 front w/ 5.2L engine, automatic transmission & 249 transfer case. 11 1/4" long from weld to weld.
ZDS9770	Jeep	'95-'96 Jeep Grand Cherokee Dana 30 front w/ 4.0L engine, automatic transmission & 249 transfer case. 13 1/4" from weld to weld.
ZDS9771	Jeep	'95 Jeep Grand Cherokee front w/ 5.2L engine, automatic transmission & 249 transfer case. 15 3/5" long from weld to weld.
ZDS9773	Jeep	'93-'95 Jeep Grand Cherokee Dana 30 front w/ 5.2L engine, automatic transmission & 231 transfer case. 15 3/8" long from center of u/joint caps.
ZDS9774	Jeep	'93-'95 Jeep Grand Cherokee Dana 30 front w/ 4.0L engine, 4.0L engine & 231, 242 or 249 transfer case. 30 1/2" long from center of u/joint caps.
ZDS9775	Jeep	'92-'95 Jeep Grand Cherokee Dana 30 front w/ 4.0L engine, 5 speed manual transmission & 231 transfer case. 28" long from center of u/joint caps.
ZDS9776	Jeep	'95-'98 Jeep Cherokee Dana 30 front w/ 4.0L engine, Aisen 4 speed automatic transmission & 231 or 242 transfer case. 30 1/2" long from center of u/joint caps.
ZDS9776A	Jeep	'92-'93 Jeep Grand Cherokee Dana 30 front w/ 4.0L engine, Aisen 4 speed automatic transmission & 231, 242 or 249 transfer case. 30 1/2" long from center of u/joint caps.
ZDS9779	Jeep	'96-'98 Jeep Grand Cherokee Dana 30 front w/ 5.2L or 5.9L engine, automatic transmission & 249 transfer case. 29 5/8" long from center of u/joint caps.
ZDS9780	Jeep	'05 Jeep Grand Cherokee front. 15 1/4" long from weld to weld.
ZDS9781	Jeep	'02-'03 Jeep Grand Cherokee front w/ 4.7L engine. 32" long from center of u/joint caps.
ZDS9820	Jeep	'84-'86 Jeep Grand Cherokee front. 25 1/8" long from weld to weld.
ZDS9271	Land Rover	'02 Land Rover Discovery front. 24 1/4" long flange to flange.

USA Standard Driveshafts (Cont.)

PART #	Models	Description
ZDS9271A	Land Rover	'00-'01 Land Rover front. 24 1/4" long flange to flange.
ZDS9271B	Land Rover	'00-'01 Land Rover Discovery II front. 24 1/4" long flange to flange.
ZDS9272	Land Rover	'89-'94 Range Rover front w/ 3.9L & 4.2L engine. 24 1/2" long flange to flange.
ZDS9273	Land Rover	'96-'02 Range Rover front. 24 1/4" long flange to flange.
ZDS9273A	Land Rover	'95 Range Rover front w/ 4.0L SE engine. 24 1/4" long.
ZDS9921	Land Rover	'98-'99 Toyota 4Runner & Pickup front, excluding series II. 23 1/4" long from flange to flange.
ZDS9921A	Land Rover	'94-'97 Land Rover Defender 90. 23 1/4" long from flange to flange.
ZDS9921B	Land Rover	'87-'88 Land Rover Range Rover w/ 3.5L engine. 23 1/4" long from flange to flange.
ZDS9924	Land Rover	'87-'95 Land Rover Range Rover front. 32 3/4" long from flange to flange.
ZDS9317A	Lincoln	'99-'02 Lincoln Navigator & Aviator front w/ 5.4L engine. 25" long weld to weld.
ZDS9462C	Lincoln	'03-'05 Lincoln Navigator & Aviator front. 22 1/4" long from weld. To weld.
ZDS9542A	Lincoln	'02-'04 Lincoln Navigator & Aviator front. 20" long from weld to weld.
ZDS9543A	Lincoln	'98-'02 Lincoln Navigator & Aviator front. 38 5/8" long from flange to flange.
ZDS9293D	Mazda	'98-'04 Mazda B3000 front. 24" long weld to weld.
ZDS9293E	Mazda	'98-'05 Mazda B4000 front. 24" long weld to weld.
ZDS9295	Mazda	'94-'97 Mazda B2300 front. 29 7/16" long from center of u/joint caps.
ZDS9295A	Mazda	'94-'97 Mazda B3000 front w/ automatic transmission. 29 7/16" long from center of u/joint caps.
ZDS9296	Mazda	Mazda '94-'97 B3000 & B4000 front w/ manual transmission. 29 7/16" long from center of u/joint caps.
ZDS9463A	Mazda	'01-'06 Mazda Tribute rear w/ automatic transmission. Rear section of two-piece driveshaft. 22 1/4" long weld to weld.
ZDS9661D	Mazda	'91-'94 Mazda Navajo front. 29 7/16" long from center of u/joint caps.
ZDS9661E	Mazda	'95-'97 Mazda Pickup front w/ 4.0L engine. 29 7/16" long from center of u/joint caps.
ZDS9661F	Mazda	'94 Mazda Pickup front w/ 4.0L engine & 4 speed automatic or 5 speed manual transmission. 29 7/16" long from center of u/joint caps.
ZDS9662B	Mazda	'90 Mazda Pickup rear w/ 2.3L, 3.0L or 4.0L engine, 4 speed automatic transmission or 5 speed manual transmission & short wheelbase. 40 9/16" long from center of u/joint caps.
ZDS9293C	Mercury	'06-'07 Mercury Mountaineer front w/ 4.0L engine. 24" weld to weld.
ZDS9294B	Mercury	'06-'07 Mercury Mountaineer front w/ 5.0L engine. 23" long weld to weld.
ZDS9451C	Mercury	'97-'98 Mercury Mountaineer four door front w/ 4.0L engine. 24" long weld to weld.
ZDS9462D	Mercury	'02-'05 Mercury Mountaineer four door front. 22 1/4" long weld to weld.
ZDS9622A	Mercury	'96 1/2 Mercury Mountaineer front w/ round flange at transfer case. 27 11/16" long from center of u/joint caps.
ZDS9623A	Mercury	'96 Mercury Mountaineer four door front. 28 1/4" long from center of u/joint caps.
ZDS9329B	Oldsmobile	'00-'01 Bravada front. 19" long weld to weld.
ZDS9332B	Oldsmobile	'02-'04 Bravada front. 19 1/4" long weld to weld.
ZDS9356	Oldsmobile	'90-'94 Bravada front. 24 1/4" long flange to flange.
ZDS9359D	Oldsmobile	'95-'99 Bravada front. Excluding 3.42 or 3.73 ratios. Excluding HD tow package. 29 1/2" long from flange to flange.
ZDS9364	Oldsmobile	'95-'98 Bravada all wheel drive front w/ 3.42 or 3.73 ratios & HD tow package. 25 1/4" long from weld to weld.
ZDS9267	Toyota	'01-'04 Toyota Sequoia front. 31 1/8" long flange to flange.
ZDS9373	Toyota	'73-'75 Toyota Pickup front. 18 1/4" long from flange to flange.
ZDS9374	Toyota	'76-'77 Toyota Pickup front. 18 1/4" long from flange to flange.
ZDS9375	Toyota	'78-'83 Toyota 4Runner & Pickup front. 18 5/8" long from flange to flange.
ZDS9376	Toyota	'84-'86 Toyota 4Runner & Pickup front. 22" long from flange to flange.
ZDS9917	Toyota	'89-'95 Toyota 4Runner & Pickup front w/ four cylinder engine, manual transmission & starter & clutch fork on the left.
ZDS150153	Toyota	06-'17 Toyota RAV4 rear driveshaft, 89.5" ftf, (OE 37100-42090)

Gear Kit Packages

PART #	Description
ZGK001 [40000]	Jeep XJ & YJ with Model 35 rear, 4.56
ZGK002 [40001]	Jeep XJ & YJ with Model 35 rear, 4.88
ZGK003 [40002]	Jeep XJ & YJ with Chrysler 8.25" rear, 4.56
ZGK004 [40003]	Jeep XJ & YJ with Chrysler 8.25" rear, 4.88
ZGK005 [40004]	Jeep TJ with Model 35 rear, 4.56
ZGK006 [40005]	Jeep TJ with Model 35 rear, 4.88
ZGK007 [40006]	Jeep TJ with Dana 44 rear, 4.56
ZGK008 [40007]	Jeep TJ with Dana 44 rear, 4.88
ZGK009 [40010]	Jeep TJ Rubicon, 4.56
ZGK010 [40008]	Jeep TJ Rubicon, 4.88
ZGK011 [40009]	Jeep TJ Rubicon, 5.13
ZGK012 [40011]	Jeep JK non-Rubicon, 4.56
ZGK013 [40012]	Jeep JK non-Rubicon, 4.88
ZGK014 [40013]	Jeep JK non-Rubicon, 5.13
ZGK015 [40014]	Jeep JK Rubicon, 4.88
ZGK016 [40015]	Jeep JK Rubicon, 5.13
ZGK020 [40017]	88 & down GM 10.5" 14 bolt & Dana 60 Front, 4.88
ZGK022 [40018]	88 & down GM 10.5" 14 bolt & Dana 60 Front, 5.13
ZGK024 [40019]	88 & down GM 10.5" 14 bolt & Dana 60 Front, 5.38
ZGK044 [40020]	88 & down GM 10.5" 14 bolt & reverse cut Dana 60 Front, 5.13 thick
ZGK045 [40021]	88 & down GM 10.5" 14 bolt & reverse cut Dana 60 Front, 5.38 thick
ZGK054 [40022]	Jeep JK Rubicon, 4.56
ZGK055 [40023]	Jeep JK non-Rubicon, 4.11
ZGK056 [40024]	Jeep JK Rubicon, 4.11



Gear Kit Package

NOTES



THE INDUSTRY'S MOST POWERFUL DIFFERENTIAL PARTS IDENTIFIER

INPUT YOUR VEHICLE INFO

YEAR ▼

MAKE ▼

MODEL ▼

DRIVE TYPE ▼

- Year, Make, Model & Diff Type Search
- Over 30 Brands from Top Manufacturers
- Over 60 Years of Vehicle Applications
- Thousands of Parts to Choose From



ACCURATE. EASY. NOW.

[Start Here](#)



Transfer Case Component Parts

Transfer case component parts from USA Standard Gear are available for foreign & domestic applications for popular, rare, and even discontinued units at an affordable price.



The Standard for Driving Confidence.

BMW

PART #	Description	PART #	Description
Chains			
ZTCHHV086 [71561]	Chain, '04-'06, single speed	ZTSM27107546671 [77569]	Shift motor, '04-'13 BMW 3-series & 5-series
ZTCHHV087 [72327]	Chain, '04-'06, single speed	ZTSM27107566296 [78451]	Shift motor, '03-'10 X3 & X5
		ZTSM27107568267 [76242]	Shift motor, '06-'13 X5 & X6

BW1345

PART #	Description	PART #	Description
Chains			
ZTCHHV012 [73701]	Chain, 1 5/16" wide	ZTBW1000-012-002 [78242]	Magnet
ZTCHHV013 [30841]	Chain, 1 9/16" wide	ZTBW1345-039-005 [79215]	Rear pump cover
Forks & Fork Small Parts			
ZTBW1345-040-001 [72056]	Lockup fork spring retainer	ZTBW1345-039-007 [76674]	Front pump cover
ZTBW1345-096-005 [70175]	Reduction fork	ZTBW1345-043-007 [79535]	Pump pin
ZTBW1345-235-001 [70753]	Mode fork pad	ZTBW1345-056-002 [76523]	Shift cam ring clip
Gasket & Seal Kits			
ZTTSK1345 [73845]	Gasket & Seal kit	ZTBW1345-056-005 [73588]	Hose clamp
Mainshafts, Input Shafts & Output Shafts			
ZTBW1345-171-003 [74867]	Mainshaft, Rear output shaft, 32 Spline	ZTBW1345-056-007 [73864]	Oil pump retainer
ZTBW1345-171-004 [75252]	Mainshaft, 31 spline	ZTBW1345-097-004 [71811]	Pump housing
ZTBW1345-689-003 [70911]	Input shaft	ZTBW1345-104-001 [77167]	Pinion shift key
Planetaries & Planetary Parts			
ZTBW1345-014-003 [73309]	Annulus gear plate	ZTBW1345-156-004 [76843]	Pump pin spring
ZTBW1345-165-002 [76615]	Sun gear	ZTBW1345-193-001 [71815]	Input thrust washer
Seals			
ZTSEA1000-044-054 [72132]	Input seal	ZTBW1345-193-003 [73918]	Planetary washer
		ZTBW1345-193-004 [79567]	Mainshaft thrust washer
		ZTBW1345-238-001 [73271]	Filer
Speedometer Gears			
ZTBW1345-110-002 [70673]	Speedo gear, 7 tooth, blue		
Sprockets & Hubs			
ZTBW1345-144-005 [72708]	Drive sprocket, 1.25" chain		

BW1350

PART #	Description	PART #	Description
Bearing Kits			
ZTBK1350 [78101]	Bearing kit	ZTSEA1000-044-051 [78751]	Front output seal
Chains			
ZTCHHV022 [74851]	Chain, 1 5/16" wide	ZTSEA1000-044-054 [72132]	Input seal
Forks & Fork Small Parts			
ZTBW1345-235-001 [70753]	Mode fork pad	ZTSEA1900-044-009 [73036]	Rear seal
ZTBW1350-096-003 [78610]	Lockup fork spring	Shift Cams, Shafts & Rails	
ZTBW1350-096-004 [76963]	Reduction fork	ZTBW1354-099-002 [72849]	Electric shift cam
Gasket & Seal Kits			
ZTTSK1350 [70270]	Gasket & Seal kit	Small Parts & Miscellaneous	
Gaskets & Gasket Sets			
ZTGASTC2050 [73326]	Adapter Gasket	ZTBW1350-055-002 [73723]	Lockup collar
		ZTBW1350-056-001 [70539]	Pump retainer
Shift Motors			
ZTSM600-800 [74290]	Shift motor, '95 & down, 10 pin connector	ZTBW1350-089-001 [72146]	Reduction hub
ZTSM600-807 [71199]	Shift motor, '95 & up, 8 pin connector	ZTBW1350-090-001 [74034]	Mode shift collar hub
		ZTBW1350-144-004 [71572]	Driven sprocket

BW1354

PART #	Description	PART #	Description
Bearing Kits			
ZTBK1345 [76232]	Bearing kit	ZTBW4400-508-001 [70251]	Oil pump assembly
Case Halves			
ZTBW1354-539-002 [77324]	Rear case half, w/electric shift	Seals	
		ZTSEA1000-044-012 [70674]	Yoke seal, rubber
		ZTSEA1900-044-009 [73036]	Rear seal
Chains			
ZTCHHV022 [74851]	Chain, 1 5/16" wide	Shift Cams, Shafts & Rails	
		ZTBW1354-099-002 [72849]	Electric shift cam
		ZTBW3L2Z-7F063AA [70238]	Electric shift cam, '02 & up
Clutches & Clutch Parts			
ZTBW1354-212-001 [79358]	Electric clutch housing	Shift Motors	
		ZTSM600-800 [74290]	Shift motor, '95 & down, 10 pin connector
		ZTSM600-807 [71199]	Shift motor, '95 & up, 8 pin connector
Forks & Fork Small Parts			
ZTBW1345-235-001 [70753]	Mode fork pad	Small Parts & Miscellaneous	
ZTBW1354-096-004 [73520]	Mode fork	ZTBW1354-672-001 [77699]	Input retainer
ZTBW1354-596-001 [73431]	Range fork, '91 & up electric, '92 & up manual	Sprockets & Hubs	
ZTBW1356-235-001 [71072]	Range fork pad	ZTBW1350-090-001 [74034]	Mode shift collar hub
		ZTBW1354-089-002 [74665]	Range hub, '91 & up electric & '92 & up manual
		ZTBW1354-144-001 [70391]	Driven sprocket
		ZTBW1354-144-002 [74159]	Drive sprocket
		ZTBWE3TZ-7D164B [70229]	Electric mode hub, '99-'10, 1.6" wide
Gasket & Seal Kits			
ZTTSK1354 [70913]	Gasket & Seal kit		
Gaskets & Gasket Sets			
ZTGASTC2050 [73326]	Adapter Gasket		
Mainshafts, Input Shafts & Output Shafts			
ZTBW1354-689-001 [77955]	Input shaft		

BW1356

PART #	Description	PART #	Description
Bearing Kits			
ZTBK1356 [71640]	Bearing kit	Shift Cams, Shafts & Rails	
		ZTBW1356-099-009 [74734]	Shift cam w/set screw
Case Halves			
ZTBW1356-565-005B [77648]	Front case half, w/o PTO	ZTBW1356-122-001 [72625]	Selector shaft
ZTBW1356-565-011 [77674]	Front case half	ZTBW1356-598-007 [71650]	Shift shaft
ZTBW1356-565-011B [76133]	Front case half, w/PTO	ZTBW1356-598-009 [71251]	Shift shaft, '92 & up
ZTBW1356-566-012 [79578]	Tail housing	ZTBW1356-599-001 [71584]	Shift cam, w/set screw
Chains			
ZTCHHV012 [73701]	Chain	Small Parts & Miscellaneous	
		ZTBShw1356-62 [70142]	Tail housing bushing
		ZTBW1000-012-002 [78242]	Magnet
		ZTBW1300-052-003 [71000]	Drain/fill plug
		ZTBW1345-056-007 [73864]	Oil pump retainer
		ZTBW1345-097-004 [71811]	Pump housing
		ZTBW1345-238-001 [73271]	Filer
		ZTBW1356-034-001 [76353]	Hose
		ZTBW1356-055-001 [77935]	Lockup collar
		ZTBW1356-056-004 [78127]	Pump retainer
		ZTBW1356-089-002 [73581]	Lockup sleeve
		ZTBW4401-589-001 [75112]	Mode lockup assembly
		ZTSP1356-50 [73275]	Small parts kit
Gasket & Seal Kits			
ZTTSK1356 [74231]	Gasket & Seal kit	Sprockets & Hubs	
		ZTBW1356-089-001 [70648]	Reduction hub, 38 tooth
		ZTBW1356-089-003 [79157]	Reduction hub, 31 tooth
		ZTBW1356-090-004 [78263]	Lockup mode hub
		ZTBW1356-144-002 [77008]	Driven sprocket
		ZTBW1356-144-003 [74359]	Drive sprocket, 34 tooth
Gaskets & Gasket Sets			
ZTGASTC2030-12 [76509]	Gasket	Yokes	
		ZTY2-3-10201X [71778]	Slip Yoke, 1330 u/joint, 1 1/16" cap diameter
		ZTY3-3-5431X [74587]	Slip Yoke, 1350 u/joint
Mainshafts, Input Shafts & Output Shafts			
ZTBW1356-171-009 [76331]	Bolt Yoke Mainshaft, U/Joint Style	Shift Motors	
ZTBW1356-171-013 [75576]	Mainshaft	ZTSM600-801 [75668]	Shift motor, Ford
ZTBW1356-659-010 [77152]	Input shaft	ZTSM600-804 [70100]	Shift motor, Ford Bronco
Oil Pumps			
ZTBWPK1356 [70806]	Oil pump kit	Planetaries & Planetary Parts	
		ZTBW1356-410-004 [30873]	Planetary, w/PTO, kit w-31t range hub
		ZTBW1356-659-008 [71582]	Input planetary, w/PTO, for 38t range hub
Speedometer Gears			
ZTSPDT18-169D [70064]	Speedo gear		
Seals			
ZTSEA1300-044-001 [70989]	Seal, electric shift		
ZTSEA1300-044-009 [75488]	Front output seal		
ZTSEA1300-044-014 [72252]	Rear output seal		
ZTSEA1900-044-002 [73719]	Seal		

BW1370

PART #	Description	PART #	Description
Bearing Kits		Planetaries & Planetary Parts	
ZTBK1356 [71640]	Bearing kit	ZTBW1370-659-004 [79483]	Input planetary
Case Halves		Shift Cams, Shafts & Rails	
ZTBW4470-565-001 [73582]	Front case half	ZTBW4401-598-001 [78088]	Shift shaft
Chains		Small Parts & Miscellaneous	
ZTCHHV025 [78547]	Chain	ZTBShBW1356-62 [70142]	Tail housing bushing
Forks & Fork Small Parts		ZTBW1356-089-002 [73581]	Lockup sleeve
ZTBW1356-096-007 [77225]	Mode fork	ZTBW4400-055-001 [75019]	Mode clutch
ZTBW1356-235-001 [71072]	Range fork pad	ZTBW4401-099-002 [75004]	Shift cam
ZTBW4400-596-001 [76280]	Range fork	ZTBW4401-589-001 [75112]	Mode lockup assembly
Gasket & Seal Kits		Sprockets & Hubs	
ZTTSK4470 [75472]	Gasket & Seal kit	ZTBW1356-089-001 [70648]	Reduction hub, 38 tooth
Mainshafts, Input Shafts & Output Shafts		ZTBW1356-144-002 [77008]	Driven sprocket
ZTBW1370-171-003 [74482]	Front output shaft	ZTBW1356-144-003 [74359]	Drive sprocket, 34 tooth
Speedometer Gears		ZTBW4401-410-002 [71460]	Mainshaft slip yoke
ZTSPD1370-110-001 [75288]	Speedo gear, splined	ZTBW4401-410-003 [72472]	Mainshaft fixed yoke
ZTSPD1370-110-002 [73359]	Speedo gear, non-splined		

BW1372

PART #	Description	PART #	Description
Chains		Small Parts & Miscellaneous	
ZTCHHV032 [71869]	Chain	ZTBW1900-193-005 [74800]	Front planetary washer
Gasket & Seal Kits		ZTBW1900-193-006 [78322]	Rear planetary washer
ZTTSK1372 [70049]	Gasket & Seal kit	Sprockets & Hubs	
Gaskets & Gasket Sets		ZTBW1372-144-001 [78072]	Drive sprocket
ZTGASTC2030-6 [71352]	Adapter Gasket	ZTBW1372-144-002 [74576]	Driven sprocket
Seals		Viscous Couplers	
ZTSEA1900-044-002 [73719]	Seal	ZTBW1372-625-001 [78814]	Viscous coupler

BW4401

PART #	Description	PART #	Description
Bearing Kits		Planetaries & Planetary Parts	
ZTBK1356 [71640]	Bearing kit	ZTBW1370-659-004 [79483]	Input planetary
Chains		Shift Cams, Shafts & Rails	
ZTCHHV025 [78547]	Chain	ZTBW4401-598-001 [78088]	Shift shaft
Forks & Fork Small Parts		Small Parts & Miscellaneous	
ZTBW1345-235-001 [70753]	Mode fork pad	ZTBShBW1356-62 [70142]	Tail housing bushing
ZTBW1356-235-001 [71072]	Range fork pad	ZTBW1356-089-002 [73581]	Lockup sleeve
ZTBW4400-596-001 [76280]	Range fork	ZTBW1900-193-005 [74800]	Front planetary washer
Gasket & Seal Kits		ZTBW4400-055-001 [75019]	Mode clutch
ZTTSK4470 [75472]	Gasket & Seal kit	ZTBW4401-099-002 [75004]	Shift cam
Mainshafts, Input Shafts & Output Shafts		Sprockets & Hubs	
ZTBW1370-171-003 [74482]	Front output shaft	ZTBW1356-089-001 [70648]	Reduction hub, 38 tooth
Oil Pumps		Yokes	
ZTBWPK1356 [70806]	Oil pump kit	ZTBW4401-410-003 [72472]	Mainshaft fixed yoke

BW4404

PART #	Description	PART #	Description
Bearing Kits			
ZTBK4404 [70590]	Bearing kit, '06 & up, w/speedo, .353" rear mainshaft brg	Mainshafts, Input Shafts & Output Shafts	
ZTBK4404A [73218]	Bearing kit, w/o speedo, .511 rear mainshaft brg	ZTBW4404-689-001 [72807]	Input shaft
Case Halves			
ZTBW4404-539-002 [76326]	Rear case half	Planetaries & Planetary Parts	
ZTBW4404-565-003 [30822]	Front case half	ZTBW4472-659-003 [72852]	Planetary
Chains			
ZTCHHV051 [78668]	Chain, '97 & down Explorer, 1 blue link	Small Parts & Miscellaneous	
ZTCHHV070 [72763]	Chain, '98 & up, 2 blue links	ZTBSH1900-127-016 [76911]	Rear case bushing
		ZTBW1900-193-006 [78322]	Rear planetary washer
		ZTBW4400-150-001 [76113]	Chain guide
Gasket & Seal Kits			
ZTTSK4404 [73898]	Gasket & Seal kit	Sprockets & Hubs	
		ZTBW4404-144-002 [78462]	Driven sprocket
		Viscous Couplers	
		ZTBW4404-625-001 [75116]	Viscous coupler

BW4405

PART #	Description	PART #	Description
Bearing Kits			
ZTBK4405 [76891]	Bearing kit, Ford	Mainshafts, Input Shafts & Output Shafts	
Case Halves			
ZTBW4405-539-007 [72757]	Rear case half, '92 & up	ZTBW4405-171-003 [70215]	Mainshaft
ZTBW4405-539-008 [76920]	Rear case half, '92 & up	ZTBW4405-171-006 [78564]	Output shaft
ZTBW4405-565-008 [71167]	Front case half	ZTBW4405-189-002 [74715]	Input shaft, w/bearing & bushing
Chains			
ZTCHHV051 [78668]	Chain, '97 & down Explorer, 1 1/4" 1 blue link	Seals	
ZTCHHV067 [77691]	Chain, 1" wide	ZTSEA1300-044-001 [70989]	Seal, electric shift
ZTCHHV070 [72763]	Chain, '98 & up, 1 1/4" 2 blue links	Shift Cams, Shafts & Rails	
Clutches & Clutch Parts			
ZTBW4400-248-001 [76095]	Clutch pack thrust washer	ZTBW1354-122-002 [71486]	Shift cam rail
ZTBW4405-625-003 [70798]	Clutch pack	ZTBW4405-099-009 [75477]	Shift cam
Forks & Fork Small Parts			
ZTBW1354-096-004 [73520]	Mode fork	Shift Motors	
ZTBW1356-235-001 [71072]	Range fork pad	ZTSM600-803 [79077]	Shift motor
ZTBW4405-100-001 [76408]	Shift fork rail	Small Parts & Miscellaneous	
ZTBW4405-596-002 [75797]	Range fork	ZTBW1900-139-039 [70237]	Snap ring
ZTINSK4405 [76420]	Fork insert kit	ZTBW1900-139-045 [71828]	Snap ring
		ZTBW4400-238-002 [79497]	Oil filter
		ZTBW4400-645-001 [74743]	Magnet, w/brown wire
		ZTBW4400-712-001 [75037]	Coil housing, 3 ball style
		ZTBWBRNY4405 [70649]	Case saver
Gasket & Seal Kits			
ZTTSK1354 [70913]	Gasket & Seal kit	Speedometer Gears	
ZTTSK4405 [76808]	Gasket & Seal kit	ZTSPD4405-110-001 [76449]	Speedo gear, 7 tooth
Gaskets & Gasket Sets			
ZTGASTC2050 [73326]	Adapter Gasket	Sprockets & Hubs	
		ZTBW1354-089-002 [74665]	Range hub, '91 & up electric & '92 & up manual
		ZTBW4405-144-008 [76697]	Driven Sprocket, 1" chain
		ZTBW4405-644-002 [77805]	Drive sprocket, 1" chain
Oil Pumps			
ZTBW4400-508-004 [71908]	Oil pump		

BW4406

PART #	Description	PART #	Description
Bearing Kits			
ZTBK4406 [76401]	Bearing kit	Clutches & Clutch Parts	
Case Halves			
ZTBW4406-566-002 [79049]	Tail housing, w/speedo, w/o TOD	ZTBW138730-195 [77689]	Inner clutch, 19 tooth
		ZTBW138731-195 [72912]	Outer clutch, 31 tooth
		ZTBW4400-248-001 [76095]	Clutch pack thrust washer
		ZTBW4406-625-002 [74525]	Clutch pack
Chains			
ZTCHHV052 [78450]	Chain, F150/F250, manual & electric	Forks & Fork Small Parts	
ZTCHHV053 [72130]	Chain, F250 & Expedition	ZTBW4406-096-007 [70342]	Mode fork, w/o TOD
ZTCHHV066 [72057]	Chain, wide	ZTBW4406-096-008 [71134]	Mode fork, on deman only
		ZTBW4406-596-005 [75649]	Range fork, without fork pads
		ZTBW4406-596-005K [30853]	Range fork, with fork pads
Mainshafts, Input Shafts & Output Shafts			
ZTBW4406-671-007 [70946]	Output shaft		

Continued on next page

BW4406 (Cont.)

PART #	Description	PART #	Description
Oil Pumps			
ZTBW4400-508-006 [77675]	Oil pump	Small Parts & Miscellaneous	
Planetaries & Planetary Parts			
ZTBW4406-659-002 [70491]	Input planetary, w/TOD	ZTBSHBW1356-62 [70142]	Tail housing bushing
Seals			
ZTSEA1900-044-019 [75651]	Input seal	ZTBW1900-034-009 [73840]	Oil pump hose
Gasket & Seal Kits			
ZTTSK4406 [71200]	Gasket & Seal kit	ZTBW4400-238-002 [79497]	Oil filter
Shift Motors			
ZTSM600-802 [71686]	Shift motor, w/TOD	ZTBW4400-645-001 [74743]	Magnet, w/brown wire
ZTSM600-911 [76745]	Shift motor, '04-'08 Ford, w/TOD	ZTBW4406-712-001 [75471]	Coil housing, w/o TOD
Speedometer Gears			
ZTSPDT18-169D [70064]	Speedo gear	Shift Cams, Shafts & Rails	
Sprockets & Hubs			
ZTBW4406-144-001 [77273]	Driven sprocket, 1.25" chain	ZTBW4406-622-001 [71027]	Shift cam assembly, 8.75" long
ZTBW4406-144-005 [78614]	Drive sprocket, 1" chain	ZTBW4406-622-002 [77020]	Shift cam assembly, 9.5" long
ZTBW4406-644-001 [73651]	Drive sprocket, w/TOD	Sprockets & Hubs	
ZTBW4407-089-003 [70450]	Reduction hub	ZTBW4406-144-001 [77273]	Driven sprocket, 1.25" chain
Yokes			
ZTBW4407-92 [76310]	Front output yoke	ZTBW4407-144-001 [70309]	Drive sprocket
ZTBWF5TZ-7B214A [71101]	Front output shaft yoke	ZTBW4407-144-002 [71001]	Driven sprocket

BW4407

PART #	Description	PART #	Description
Bearing Kits			
ZTBK4407 [74128]	Bearing kit	Small Parts & Miscellaneous	
Chains			
ZTCHHV054 [75662]	Chain	ZTBW4401-589-001 [75112]	Mode lockup assembly
Forks & Fork Small Parts			
ZTBW4407-596-003 [76053]	Range fork, without fork pads	Speedometer Gears	
ZTBW4407-596-003K [30854]	Range fork, with fork pads	ZTSPDT18-169D [70064]	Speedo gear
Gasket & Seal Kits			
ZTTSK4407 [70372]	Gasket & Seal kit	Sprockets & Hubs	
Oil Pumps			
ZTBW4400-508-006 [77675]	Oil pump	ZTBW4407-089-003 [70450]	Reduction hub
Planetaries & Planetary Parts			
ZTBW4407-659-002 [76281]	Planetary, w/o PTO	ZTBW4407-144-001 [70309]	Drive sprocket
Yokes			
ZTBW4407-92 [76310]	Front output yoke	ZTBW4407-144-002 [71001]	Driven sprocket
ZTBWF5TZ-7B214A [71101]	Front output shaft yoke	Yokes	

BW4409

PART #	Description	PART #	Description
Small Parts & Miscellaneous			
ZTBSHBW1356-62 [70142]	Tail housing bushing	Speedometer Gears	
ZTBW1900-034-009 [73840]	Oil pump hose	ZTSPDT18-169D [70064]	Speedo gear
ZTBW4400-238-002 [79497]	Oil filter	Sprockets & Hubs	
ZTBW4400-645-001 [74743]	Magnet, w/brown wire	ZTBW4406-144-001 [77273]	Driven sprocket, 1.25" chain
ZTBW4406-712-001 [75471]	Coil housing, w/o TOD	ZTBW4406-144-005 [78614]	Drive sprocket, 1" chain
Yokes			
ZTBW4407-92 [76310]	Front output yoke	ZTBW4406-644-001 [73651]	Drive sprocket, w/TOD
ZTBWF5TZ-7B214A [71101]	Front output shaft yoke	ZTBW4407-089-003 [70450]	Reduction hub

BW4410

PART #	Description	PART #	Description
Bearing Kits			
ZTBK4410 [79174]	Bearing kit	Gasket & Seal Kits	
Seals			
ZTSEA1900-044-009 [73036]	Rear seal	ZTTSK4411 [77508]	Gasket & Seal kit
Chains			
ZTCHHV078 [76935]	Chain	Sprockets & Hubs	
Viscous Couplers			
ZTBW4410-144-002 [77660]	Driven sprocket	ZTBW4400-625-001R [77507]	Viscous coupler

Continued on next page

BW4410 (Cont.)

PART #	Description	PART #	Description
Mainshafts, Input Shafts & Output Shafts			
ZTBW4410-671-002 [72703]	Rear output shaft	ZTBW4410-539-002 [74054]	Rear case half
ZTBW4410-689-001 [73178]	Input shaft	ZTBW4410-565-001 [30823]	Front case half, 1.5" hex on switch
Planetaries & Planetary Parts		Small Parts & Miscellaneous	
ZTBW4410-665-001 [72772]	Sun gear assembly	ZTBW1900-193-006 [78322]	Rear planetary washer
ZTBW4472-659-003 [72852]	Planetary	ZTBW1900-193-045 [74709]	Front planetary thrust washer
		ZTBW4400-150-001 [76113]	Chain guide
		ZTBW4410-162-001 [74604]	Ring gear

BW4411

PART #	Description	PART #	Description
Bearing Kits			
ZTBK4411 [78750]	Bearing kit, '03 & up Explorer & Mountaineer	ZTSEA1900-044-009 [73036]	Rear seal
Chains			
ZTCHHV067 [77691]	Chain	Shift Cams, Shafts & Rails	
		ZTBW4405-099-009 [75477]	Shift cam
Clutches & Clutch Parts			
ZTBW4405-625-003 [70798]	Clutch pack	Case Halves	
		ZTBW4411-539-003 [30824]	Rear case half
Forks & Fork Small Parts			
ZTBW4411-596-001 [72865]	Range fork	ZTBW4411-539-004 [75687]	Rear case half, w/2 sensor holes
		ZTBW4411-539-005 [72544]	Rear case half, w/o electric shift
		ZTBW4411-565-001 [76031]	Front case half, Ford Explorer, w/reduction ring
		ZTBW4411-565-002 [30825]	Front case half, magnesium
Gaskets & Gasket Sets			
ZTGASTC4411 [77204]	Gasket Set	Shift Motors	
		ZTSM600-912 [77487]	Shift motor
Oil Pumps			
ZTBW4400-508-004 [71908]	Oil pump	Small Parts & Miscellaneous	
		ZTBW1900-139-039 [70237]	Snap ring
Mainshafts, Input Shafts & Output Shafts			
ZTBW4405-171-003 [70215]	Mainshaft	Sprockets & Hubs	
ZTBW4411-671-001 [70284]	Front output shaft assembly	ZTBW4405-144-008 [76697]	Driven Sprocket, 1" chain
ZTBW4411-689-003 [71433]	Input shaft	ZTBW4405-644-002 [77805]	Drive sprocket, 1" chain

BW4412

PART #	Description	PART #	Description
Bearing Kits			
ZTBK4412 [72778]	Bearing kit, 5 speed	ZTSEA1900-044-009 [73036]	Rear seal
		ZTSEA6L2Z-7B215AA [30887]	Input seal, 6 speed
Chains			
ZTCHHV067 [77691]	Chain	Shift Motors	
		ZTSM600-924 [70960]	Shift motor
Clutches & Clutch Parts			
ZTBW4405-625-003 [70798]	Clutch pack	Sprockets & Hubs	
		ZTBW4405-144-008 [76697]	Driven Sprocket, 1" chain
Gasket & Seal Kits			
ZTTSK4412 [73713]	Gasket & Seal kit	ZTBW4405-644-002 [77805]	Drive sprocket, 1" chain

BW4416

PART #	Description	PART #	Description
Bearing Kits			
ZTBK4416 [78306]	Bearing kit, '03 & up F150	ZTBW4400-508-006 [77675]	Oil pump
Chains			
ZTCHHV053 [72130]	Chain, F250 & Expedition	Seals	
		ZTSEA1300-044-014 [72252]	Rear output seal
Forks & Fork Small Parts			
ZTBW4416-096-001 [30855]	Mode fork, plastic	Shift Cams, Shafts & Rails	
ZTBW4416-589-001 [73149]	Mode sleeve assembly, w/steel inner coupler	ZTBW4416-622-001 [72608]	Shift cam assembly, 8.75" long
ZTBW4484-096-002 [30856]	Mode fork	Shift Motors	
		ZTSM600-806 [30891]	Shift motor
Gasket & Seal Kits			
ZTTSK4406 [71200]	Gasket & Seal kit		

BW4417

PART #	Description	PART #	Description
Bearing Kits ZTBK4417 [77698]	Bearing kit, '07 & up Ford	Gasket & Seal Kits ZTTSK4417 [71097]	Gasket & Seal kit
Chains ZTCHHV076 [72924]	Chain	Shift Motors ZTSM600-928 [76469]	Shift motor
Clutches & Clutch Parts ZTBW7L1Z-7C108B [30845]	Clutch pack, '07-'11		

BW4418

PART #	Description
Gasket & Seal Kits ZTTSK4417 [71097]	Gasket & Seal kit

BW4419

PART #	Description	PART #	Description
Chains ZTCHHV526 [30844]	Chain, '09-'11	Shift Motors ZTSM600-928 [76469]	Shift motor
ZTCHHV527 [70551]	Chain, '11-'14		
Gasket & Seal Kits ZTTSK4417 [71097]	Gasket & Seal kit		

BW4422

PART #	Description
Gasket & Seal Kits ZTTSK4422 [74048]	Gasket & Seal kit

BW4424

PART #	Description	PART #	Description
Bearing Kits ZTBK4424 [73886]	Bearing kit, '04 & up Sorrenta 3.5L, w/TOD	Seals ZTSEA1900-044-022 [72510]	Input seal
Gasket & Seal Kits ZTTSK4424 [76687]	Gasket & Seal kit		

BW4442

PART #	Description
Bearing Kits ZTBK4422 [71771]	Bearing kit, '98-'02
ZTBK4444 [71598]	Bearing kit, '10 & up Ram 1500

BW4444

PART #	Description	PART #	Description
Clutches & Clutch Parts ZTBW68089721AB [73291]	Clutch pack	Gasket & Seal Kits ZTTSK4444 [77991]	Gasket & Seal kit

BW4445

PART #	Description	PART #	Description
Bearing Kits		Gasket & Seal Kits	
ZTBK4444 [71598]	Bearing kit, '10 & up Ram 1500	ZTTSK4444 [77991]	Gasket & Seal kit
ZTBK4445 [73917]	Bearing kit, '12-'17	ZTTSK4445 [77319]	Gasket & Seal kit

BW4446

PART #	Description	PART #	Description
Bearing Kits		Mainshafts, Input Shafts & Output Shafts	
ZTBK4446 [70545]	Bearing kit, for slip yoke	ZTBW68161355AB [30866]	Mainshaft, slip yoke style
ZTBK4446A [73718]	Bearing kit, w/bolt on rear yoke		
ZTBK4446B [76624]	Bearing kit, 6 speed Aisin auto transmissison, for slip yoke	Oil Pumps	
ZTBK4446C [74410]	Bearing kit	ZTBW68089710AA [72027]	Oil pump
Gasket & Seal Kits		Seals	
ZTTSK4446 [75281]	Gasket & Seal kit, rear slip yoke, exc Aisin	ZTBW1900-044-064 [75294]	Rear output seal
ZTTSK4446A [74983]	Gasket & Seal kit, rear bolt yoke, exc Aisin		
ZTTSK4446B [71509]	Gasket & Seal kit, Aisin trans, slip yoke	Yokes	
ZTTSK4446C [72879]	Gasket & Seal kit, Aisin trans, bolt yoke	ZTBW68029383AB [30908]	Slip yoke, 1480 u/joint

BW4447

PART #	Description	PART #	Description
Bearing Kits		Seals	
ZTBK4446 [70545]	Bearing kit, for slip yoke	ZTBW1900-044-064 [75294]	Rear output seal
ZTBK4446A [73718]	Bearing kit, w/bolt on rear yoke	ZTSEA1900-044-054 [78798]	Input seal
ZTBK4446B [76624]	Bearing kit, 6 speed Aisin auto transmissison, for slip yoke	ZTSEA6408 [76218]	Manual shift lever seal
ZTBK4446C [74410]	Bearing kit		
Mainshafts, Input Shafts & Output Shafts		Gasket & Seal Kits	
ZTBW68161355AB [30866]	Mainshaft, slip yoke style	ZTTSK4446 [75281]	Gasket & Seal kit, rear slip yoke, exc Aisin
		ZTTSK4446A [74983]	Gasket & Seal kit, rear bolt yoke, exc Aisin
Oil Pumps		ZTTSK4446B [71509]	Gasket & Seal kit, Aisin trans, slip yoke
ZTBW68089710AA [72027]	Oil pump	ZTTSK4446C [72879]	Gasket & Seal kit, Aisin trans, bolt yoke

BW4462

PART #	Description
Gasket & Seal Kits	
ZTTSK4462 [78012]	Gasket & Seal kit

BW4470

PART #	Description	PART #	Description
Bearing Kits		Planetaries & Planetary Parts	
ZTBK4470 [74187]	Bearing kit	ZTBW1370-659-004 [79483]	Input planetary
Case Halves		Small Parts & Miscellaneous	
ZTBW4470-565-001 [73582]	Front case half	ZTBW1300-139-030 [76774]	Rear bearing snap ring, w/speedo
Chains		ZTBW1356-089-002 [73581]	Lockup sleeve
ZTCHV031 [78102]	Chain	ZTBW1370-238-001 [74959]	Oil pickup screen
Forks & Fork Small Parts		ZTBW1900-139-011 [74273]	Front output snap ring
ZTBW1345-235-001 [70753]	Mode fork pad	Sprockets & Hubs	
ZTBW1356-096-007 [77225]	Mode fork	ZTBW1356-089-001 [70648]	Reduction hub, 38 tooth
ZTBW4400-596-001 [76280]	Range fork	Seals	
Gasket & Seal Kits		ZTSEA1900-044-019 [75651]	Input seal
ZTTSK4470 [75472]	Gasket & Seal kit		

BW4471

PART #	Description
Sprockets & Hubs	
ZTBW1356-144-002 [77008]	Driven sprocket
ZTBW1356-144-003 [74359]	Drive sprocket, 34 tooth

BW4472

PART #	Description	PART #	Description
Chains		Seals	
ZTCHHV032 [71869]	Chain	ZTSEA1000-044-054 [72132]	Input seal
Gasket & Seal Kits		ZTSEA1300-044-009 [75488]	Front output seal
ZTTSK1372 [70049]	Gasket & Seal kit	ZTSEA1300-044-014 [72252]	Rear output seal
Gaskets & Gasket Sets		Sprockets & Hubs	
ZTGASTC2030-6 [71352]	Adapter Gasket	ZTBW1372-144-001 [78072]	Drive sprocket
Mainshafts, Input Shafts & Output Shafts		ZTBW1372-144-002 [74576]	Driven sprocket
ZTBW4472-171-001 [71938]	Front output shaft	Viscous Couplers	
Planetaries & Planetary Parts		ZTBW1372-625-001 [78814]	Viscous coupler
ZTBW4472-659-003 [72852]	Planetary		

BW4473

PART #	Description	PART #	Description
Bearing Kits		Planetaries & Planetary Parts	
ZTBK4473 [79482]	Bearing kit, includes input to case brg	ZTBW4472-659-003 [72852]	Planetary
Case Halves		Seals	
ZTBW19167605 [72227]	Rear case half	ZTSEA1300-044-014 [72252]	Rear output seal
ZTBW19178324 [73188]	Front case half, '13-'14	ZTSEA1900-044-027 [74722]	Front output seal
Chains		Small Parts & Miscellaneous	
ZTCHHV076 [72924]	Chain	ZTBSh1900-127-016 [76911]	Rear case bushing
Gasket & Seal Kits		ZTBW1900-193-005 [74800]	Front planetary washer
ZTTSK4473 [74413]	Gasket & Seal kit	ZTBW88996517 [30894]	Retaining ring
Mainshafts, Input Shafts & Output Shafts		ZTBW88996524 [77749]	Tone ring
ZTBW88996512 [78078]	Input shaft, '03-'12		

BW4476

PART #	Description	PART #	Description
Bearing Kits		Mainshafts, Input Shafts & Output Shafts	
ZTBK4476 [78757]	Bearing kit, '04 & up	ZTBW19256370 [70546]	Input shaft, 42 spline
Chains		Seals	
ZTCHHV076 [72924]	Chain	ZTSEA1900-044-012 [77800]	Rear output seal
ZTCHHV080 [74402]	Chain, 1 1/2" wide, 74 pitch	ZTSEA1900-044-028 [74055]	Input seal
Gasket & Seal Kits		Small Parts & Miscellaneous	
ZTTSK4476 [73956]	Gasket & Seal kit	ZTBSh1900-127-047 [76884]	Tail shaft pilot bushing

BW4477

PART #	Description
Chains	
ZTCHHV099 [77003]	Chain, '08-'14 Cadillac CTS
ZTCHHV097 [77876]	Chain, 2006 Cadillac STS, 6 speed, V8, 37 link

BW4481

PART #	Description	PART #	Description
Bearing Kits		Mainshafts, Input Shafts & Output Shafts	
ZTBK4484 [73573]	Bearing kit, '03 & up Avalanche & Escalade	ZTBW89059603 [77329]	Input shaft
Case Halves		Seals	
ZTBW89059497 [76066]	Rear case half, '03-'06	ZTSEA1300-044-014 [72252]	Rear output seal
Chains		ZTSEA1900-044-019 [75651]	Input seal
ZTCHHV076 [72924]	Chain	Small Parts & Miscellaneous	
Gasket & Seal Kits		ZTBSH19132802 [73908]	Bushing
ZTTSK4484 [73514]	Gasket & Seal kit	ZTBW1900-193-051 [30892]	Thrust washer
		ZTBW89059279 [72454]	Front/rear diff carrier
		ZTBW89059525 [30895]	Washer

BW4482

PART #	Description	PART #	Description
Bearing Kits		Mainshafts, Input Shafts & Output Shafts	
ZTBK4482 [75061]	Bearing kit, '03 & up GM 1500	ZTBW89059604 [71140]	Midshaft, '05 & up
Case Halves		Oil Pumps	
ZTBW89059498 [74666]	Rear case half, '03-'05	ZTBW89059682 [72324]	Oil pump
Chains		Shift Cams, Shafts & Rails	
ZTCHHV076 [72924]	Chain	ZTBW88984532 [73955]	Electric shift shaft
Forks & Fork Small Parts		Shift Motors	
ZTBW4484-096-002 [30856]	Mode fork	ZTSM600-908 [72752]	Shift motor, '03-'05
Gasket & Seal Kits		Small Parts & Miscellaneous	
ZTTSK4484 [73514]	Gasket & Seal kit	ZTBSH1900-127-047 [76884]	Tail shaft pilot bushing
Planetaries & Planetary Parts		ZTBW1900-193-051 [30892]	Thrust washer
ZTBW88984523 [72083]	Front sun gear	ZTBW88984518 [30893]	Washer
ZTBW89060055 [30874]	Input planetary	ZTBW89059279 [72454]	Front/rear diff carrier
		ZTBW89059525 [30895]	Washer

BW4484

PART #	Description	PART #	Description
Bearing Kits		Planetaries & Planetary Parts	
ZTBK4484 [73573]	Bearing kit, '03 & up Avalanche & Escalade	ZTBW88984523 [72083]	Front sun gear
Case Halves		ZTBW89059606 [78323]	Input planetary
ZTBW89059498 [74666]	Rear case half, '03-'05	Forks & Fork Small Parts	
Chains		ZTBW4416-096-001 [30855]	Mode fork, plastic
ZTCHHV502 [76563]	Chain, 1 1/2" wide	ZTBW4416-589-001 [73149]	Mode sleeve assembly, w/steel inner coupler
Seals		ZTBW4484-096-002 [30856]	Mode fork
ZTSEA1900-044-027 [74722]	Front output seal	Shift Cams, Shafts & Rails	
Small Parts & Miscellaneous		ZTBW4416-622-001 [72608]	Shift cam assembly, 8.75" long
ZTBW88984518 [30893]	Washer	ZTBW88984532 [73955]	Electric shift shaft
ZTBW89059279 [72454]	Front/rear diff carrier	Shift Motors	
Oil Pumps		ZTSM600-908 [72752]	Shift motor, '03-'05
ZTBW89059682 [72324]	Oil pump	Sprockets & Hubs	
Gasket & Seal Kits		ZTBW19258135 [72806]	Driven sprocket
ZTTSK4484 [73514]	Gasket & Seal kit	ZTBW19259251 [73221]	Drive sprocket

BW4485

PART #	Description	PART #	Description
Bearing Kits			
ZTBK4485 [79477]	Bearing kit, '07 & up Denali	Small Parts & Miscellaneous	
		ZTBSH19132802 [73908]	Bushing
		ZTBW88984518 [30893]	Washer
Case Halves			
ZTBW19153151 [72213]	Rear case half, '07-'14	ZTBW89059279 [72454]	Front/rear diff carrier
		ZTBW89059525 [30895]	Washer
Gasket & Seal Kits			
ZTTSK4485 [72969]	Gasket & Seal kit	Sprockets & Hubs	
		ZTBW19258135 [72806]	Driven sprocket
Mainshafts, Input Shafts & Output Shafts			
ZTBW19132803 [76552]	Input shaft	ZTBW19259251 [73221]	Driven sprocket

BW4493

PART #	Description	PART #	Description
Bearing Kits			
ZTBK4493 [73729]	Bearing kit	ZTBK4493 [73729]	Bearing kit
Forks & Fork Small Parts			
ZTBW19178136 [73613]	Range fork	ZTBW19180438 [73791]	Mode fork, aluminum
ZTBW19180438 [73791]	Mode fork, aluminum	Gasket & Seal Kits	
ZTTSK4493 [79548]	Gasket & Seal kit	ZTTSK4493 [79548]	Gasket & Seal kit
Oil Pumps			
ZTBW4400-508-006 [77675]	Oil pump	ZTBW4400-508-006 [77675]	Oil pump
Shift Cams, Shafts & Rails			
ZTBW88996628 [30889]	Shift cam	ZTBW88996628 [30889]	Shift cam
ZTBW89059539 [30890]	Shift shaft	ZTBW89059539 [30890]	Shift shaft
Small Parts & Miscellaneous			
ZTBW89059548 [75570]	Mode assembly	ZTBW89059548 [75570]	Mode assembly

Chrysler

PART #	Description	PART #	Description
Bearing Kits			
ZTBK429 [77727]	Bearing kit, '92-'99 Stealth, 18 or 25 spline	ZTSEA5134902AA [30879]	Input seal, '04-'06 Pacifica
ZTBK429A [73855]	Bearing kit, '89-'92 Stealth, 18 spline	ZTSEA5134903AB [30880]	Seal, '04-'06 Pacifica
Gasket & Seal Kits			
ZTTSK181 [70344]	Gasket & Seal kit, Montero	ZTSEA5134906AA [30881]	Rear seal, '04-'06 Pacifica
		ZTSEA5134909AA [30882]	Output seal, '04-'06 Pacifica

Dana 18

PART #	Description	PART #	Description
Small Parts & Miscellaneous			
ZTBW942115 [74062]	Idler shaft	ZTBW8121813 [72447]	Small parts kit
ZTBWA1000 [74770]	Idler shaft o-rings	ZTSP642188K [71796]	Small parts kit, early design
ZTBWA924 [75696]	Idler shaft needle bearings	ZTSPC18-50 [74691]	Small parts kit
ZTBWA998 [70939]	Idler shaft	Seals	
Gaskets & Gasket Sets			
ZTGAS20-55 [71245]	Gasket Set	ZTSEA942114 [75655]	Idler shaft o-ring

Dana 20

PART #	Description	PART #	Description
Bearing Kits			
ZTBK20A [78297]	Bearing kit	ZTSEA15655 [71685]	Output seal
ZTBK20F [74481]	Bearing kit, '73-'74 Ford	ZTSEA942114 [75655]	Idler shaft o-ring
ZTBK20FE [71571]	Bearing kit, '66-'72 Ford	Small Parts & Miscellaneous	
ZTBK21 [77744]	Bearing kit, '65-'74	ZTBW942115 [74062]	Idler shaft
Gasket & Seal Kits			
ZTTSK20 [70332]	Gasket & Seal kit	Small Parts Kits	
Gaskets & Gasket Sets			
ZTGAS20-55 [71245]	Gasket Set	ZTBW8121813 [72447]	Small parts kit
ZTGAS20F-55 [76944]	Gasket Set, Ford		

Dana 24

PART #	Description	PART #	Description
Gasket & Seal Kits			
ZTTSK24 [77048]	Gasket & Seal kit, Ford	Gaskets & Gasket Sets	
		ZTGAS24-55 [79429]	Gasket Set

Dana 28

PART #	Description
Gasket & Seal Kits	
ZTTSK369 [75267]	Gasket & Seal kit, Aerostar

Dana 300

PART #	Description	PART #	Description
Bearing Kits			
ZTBK300 [78651]	Bearing kit	ZTSEA15655 [71685]	Output seal
ZTBK300A [75160]	Bearing kit, '78-'83 Jeep, w/shaft & o-rings	ZTSEA942114 [75655]	Idler shaft o-ring
Forks & Fork Small Parts			
ZTBW8131670 [79185]	Fork pads	Small Parts & Miscellaneous	
		ZTBW942115 [74062]	Idler shaft
Gasket & Seal Kits			
ZTTSK300 [73513]	Gasket & Seal kit		

Ford

PART #	Description	PART #	Description
Bearing Kits			
ZTBK456 [74171]	Bearing kit, '01 & up Escape	ZTSEA7469 [76973]	Seal, Escape
ZTBK485F [77371]	Bearing kit, '11-'14 F250/ F350, 43 spline input	ZTSEA7E5Z-7275A [75409]	Seal, '07-'12 Edge, w/nut & crush sleeve
ZTBK533 [75127]	Bearing kit, '04-'10 Edge	ZTSEA7E5Z-7H469A [70432]	Seal, '07-'12 Edge
Chains			
ZTCHHV048 [72841]	Chain, Aerostar	ZTSEA7T4Z-7086A [76456]	Seal, '07-'12 Edge
Gasket & Seal Kits			
ZTTSK456 [73039]	Gasket & Seal kit, '01 & up Escape	ZTSEA7T4Z-7R284A [30888]	Outer seal, '07-'12 Edge
ZTTSK533 [74717]	Gasket & Seal kit, '07-'10 Edge	ZTSEA8T4Z-7275CD [76628]	Seal, '07-'12 Edge, w/seal guide
		ZTSEA9E5Z-7H459A [76429]	Dust cover seal, '07-'12 Edge
		ZTSEAYL8Z-7H459AC [78103]	Debris seal, Escape

Geo

PART #	Description
Gasket & Seal Kits	
ZTTSK236A [79523]	Gasket & Seal kit, Sidekick & Tracker

GM

PART #	Description	PART #	Description
Bearing Kits			
ZTBK455 [77380]	Bearing kit, '05-'06 Rendezvous	ZTSEA19132943 [74577]	01-'13 Equinox & Terrain
Gasket & Seal Kits			
ZTTSK455 [79304]	Gasket & Seal kit, '05-'06 Rendezvous	ZTSEA19132944 [70194]	01-'13 Equinox & Terrain
Seals			
ZTSEA13729 [71487]	2002 Rendezvous	ZTSEA19132945 [76142]	01-'13 Equinox & Terrain
ZTSEA19132939 [75467]	01-'13 Equinox & Terrain	ZTSEA19132946 [75418]	O-ring, '10-'13 Equinox & Terrain
ZTSEA19132941 [73161]	01-'13 Equinox & Terrain	ZTSEA19178699 [74466]	01-'13 Equinox & Terrain
		ZTSEA19206322 [74131]	01-'13 Equinox & Terrain
		ZTSEA19208891 [79623]	01-'13 Equinox & Terrain
		ZTSEA19208892 [75836]	01-'13 Equinox & Terrain
		ZTSEA19210795 [71662]	01-'13 Equinox & Terrain

Hyundai

PART #	Description
Seals	
ZTSEA47350-39300 [30875]	04-'09 Sante Fe
ZTSEA47351-39010 [30876]	04-'09 Sante Fe
ZTSEA47352-39300 [30877]	04-'09 Sante Fe
ZTSEA47353-39000 [30878]	04-'09 Sante Fe

Magna 3010

PART #	Description
Seals	
ZTSEA40113 [70230]	Rear case seal, rubber
ZTSEA68087452AA [30884]	Front output seal, '11-'18 Magna
ZTSEA68087455AA [30885]	Rear seal, '11-'18 Magna
ZTSEA68087890AB [30886]	Input seal, '11-'18 Magna

Mercedes

PART #	Description
Chains	
ZTCHHV091 [75510]	Chain, '03 & up ML

Mitsubishi

PART #	Description
Gaskets & Gasket Sets	
ZTGASTC2030-D50 [72248]	Gasket, Montero

Model 20

PART #	Description
Gasket & Seal Kits	
ZTTSK20F [79644]	Gasket & Seal kit, Ford

Model 21

PART #	Description
Gasket & Seal Kits	
ZTTSK21F [76354]	Gasket & Seal kit, Ford

MP1125

PART #	Description
Small Parts & Miscellaneous	
ZTMP89059588 [30897]	Tail bushing, 9.13", ball bearing, sealed

MP1126

PART #	Description
Small Parts & Miscellaneous	
ZTMP89059588 [30897]	Tail bushing, 9.13", ball bearing, sealed

MP1128

PART #	Description
Mainshafts, Input Shafts & Output Shafts	
ZTMPBC3Z-7017AB [79123]	Input shaft, '11-'15 Ford, 43 spline

MP1222

PART #	Description	PART #	Description
Bearing Kits		Seals	
ZTBK511 [76543]	Bearing kit, '04-'16 w/4L60 or 6L80 trans, 27 or 32 spline input	ZTSEA13362 [75615]	Input seal, '07-'14
Chains		ZTSEA5191 [74716]	Rear output seal
ZTCHHV501 [77303]	Chain, 1 1/4" wide	ZTSEA5193 [75048]	Shift shaft seal
Forks & Fork Small Parts		Small Parts & Miscellaneous	
ZTMP19133050 [72410]	Mode fork	ZTBSH17475 [76217]	Tail bushing, 32 spline
ZTMP19260065 [75860]	Range for, w/o pads	ZTMP19132995 [73292]	Planetary washer
ZTMP19260066 [73934]	Rear fork pad	ZTMP19132997 [76692]	Planetary snap ring
ZTMPMP3023-28 [70924]	Rear fork pads	ZTMP19133094 [78457]	Mode sleeve
ZTMPMP3023-28A [74998]	Mode fork pads	ZTMP19133101 [30896]	Front output spacer
Gasket & Seal Kits		ZTMP19133125 [73512]	Rear mainshaft snap ring
ZTTSK1222 [76409]	Gasket & Seal kit, '07-'16	ZTMP19133126 [75728]	Rear mainshaft snap ring
Mainshafts, Input Shafts & Output Shafts		ZTMP19133166 [74648]	Vent
ZTMP19299085 [78789]	Input shaft, 29 spline	Sprockets & Hubs	
Planetaries & Planetary Parts		ZTMP19133103 [75062]	Drive sprocket
ZTMP19132996 [77147]	Planetary plate, steel	Synchronizers & Blockers	
ZTMP19299090 [74615]	Planetary, '12-'14	ZTMP19133208 [78665]	3 piece blocker assembly

MP1224

PART #	Description
Small Parts & Miscellaneous	
ZTMP19132997 [76692]	Planetary snap ring

MP1225

PART #	Description	PART #	Description
Bearing Kits		Case Halves	
ZTBK512 [79117]	Bearing kit, '07-'16	ZTMP19259038 [71589]	Front case half
ZTBK512A [77763]	Bearing kit, '11-'16	ZTMP23252401 [30828]	Rear case half, '15-'17
Gasket & Seal Kits		ZTMP23253659 [73749]	Rear case half
ZTTSK1625XHD [70317]	Gasket & Seal kit	Mainshafts, Input Shafts & Output Shafts	
Chains		ZTMP19299085 [78789]	Input shaft, 29 spline
ZTCHHV502 [76563]	Chain, 1 1/2" wide	Oil Pumps	
		ZTMP19133114 [76364]	Oil pump, '07-'10

Continued on next page

MP1225 (Cont.)

PART #	Description	PART #	Description
Small Parts & Miscellaneous		Forks & Fork Small Parts	
ZTMP19132995 [73292]	Planetary washer	ZTMP19133050 [72410]	Mode fork
ZTMP19132997 [76692]	Planetary snap ring	ZTMP19260065 [75860]	Range for, w/o pads
ZTMP19133094 [78457]	Mode sleeve	ZTMP19260066 [73934]	Rear fork pad
ZTMP19133101 [30896]	Front output spacer	ZTMPMP3023-28 [70924]	Rear fork pads
ZTMP19133112 [72973]	Thrust washer, '07-'10	ZTMPMP3023-28A [74998]	Mode fork pads
ZTMP19133126 [75728]	Rear mainshaft snap ring		
ZTMP19133166 [74648]	Vent		
Sprockets & Hubs		Planetaries & Planetary Parts	
ZTMP19133103 [75062]	Drive sprocket	ZTMP17483 [75391]	Planetary lock plate
		ZTMP19299090 [74615]	Planetary, '12-'14
Seals		Synchronizers & Blockers	
ZTSEA19299081 [74047]	Input seal, '11-'14	ZTMP19133208 [78665]	4 piece blocker assembly
ZTSEA5193 [75048]	Shift shaft seal		

MP1226

PART #	Description	PART #	Description
Bearing Kits		Oil Pumps	
ZTBK512 [79117]	Bearing kit, '07-'16	ZTMP19133114 [76364]	Oil pump, '07-'10
ZTBK512A [77763]	Bearing kit, '11-'16		
Case Halves		Planetaries & Planetary Parts	
ZTMP19259038 [71589]	Front case half	ZTMP17483 [75391]	Planetary lock plate
ZTMP23252401 [30828]	Rear case half, '15-'17	ZTMP9952 [79527]	Planetary
ZTMP23253659 [73749]	Rear case half		
Chains		Seals	
ZTCHHV074 [72650]	Chain, 1 1/2" wide	ZTSEA19299081 [74047]	Input seal, '11-'14
		ZTSEA5193 [75048]	Shift shaft seal
Forks & Fork Small Parts		Small Parts & Miscellaneous	
ZTMP19260065 [75860]	Range for, w/o pads	ZTMP19132995 [73292]	Planetary washer
ZTMP19260066 [73934]	Rear fork pad	ZTMP19133094 [78457]	Mode sleeve
ZTMPMP3023-28 [70924]	Rear fork pads	ZTMP19133101 [30896]	Front output spacer
		ZTMP19133112 [72973]	Thrust washer, '07-'10
		ZTMP19133166 [74648]	Vent
Gasket & Seal Kits		Sprockets & Hubs	
ZTTSK1625XHD [70317]	Gasket & Seal kit	ZTMP19133103 [75062]	Drive sprocket
Mainshafts, Input Shafts & Output Shafts		Synchronizers & Blockers	
ZTMP19132979 [72417]	Input shaft, 29 spline	ZTMP19133208 [78665]	5 piece blocker assembly

MP1522

PART #	Description
Shift Motors	
ZTSMUMM1522 [70521]	Shift motor, '08-'12 Jeep Liberty

MP1625

PART #	Description	PART #	Description
Bearing Kits		Case Halves	
ZTBK512 [79117]	Bearing kit, '07-'16	ZTMP19132999 [78816]	Front case half, '07-'10
ZTBK512A [77763]	Bearing kit, '11-'16	ZTMP19133141 [74316]	Rear case half
Forks & Fork Small Parts		ZTMP19257420 [73250]	Front case half, '11-'12
ZTMP19133031 [76798]	Range fork	ZTMP19299079 [30827]	Front case half, '11-'14
ZTMP19133041 [73399]	Mode fork	ZTMP23481360 [30829]	Rear case half, '15-'17
ZTMP19133202 [77759]	Range fork pin		
ZTMPMP3023-28 [70924]	Rear fork pads		
ZTMPMP3023-28A [74998]	Mode fork pads		
Shift Motors		Seals	
ZTSMUMM1626 [72363]	Shift motor, '07-'14 GM	ZTSEA13382 [79467]	Shift shaft seal
		ZTSEA19299081 [74047]	Input seal, '11-'14
Chains			
ZTCHHV502 [76563]	Chain, 1 1/2" wide		

Continued on next page



MP1625

PART #	Description	PART #	Description
Sprockets & Hubs			
ZTMP19133103 [75062]	Drive sprocket	Synchronizers & Blockers	
ZTMP19133135 [76350]	Driven sprocket, 1.5" wide	ZTMP19133208 [78665]	6 piece blocker assembly
ZTMP19260067 [75641]	Range hub, '04-'10	Mainshafts, Input Shafts & Output Shafts	
ZTMP19299093 [77182]	Range hub, '11 & up	ZTMP19257419 [79420]	Input shaft, '11-'12, 29 spline
Small Parts & Miscellaneous			
ZTMP19132995 [73292]	Planetary washer	ZTMP19259039 [78375]	Input shaft, early, 33 spline
ZTMP19133005 [79020]	Front case stud	ZTMP19299089 [73283]	Input shaft, early, 33 spline
ZTMP19133094 [78457]	Mode sleeve	Planetaries & Planetary Parts	
ZTMP19133095 [77693]	Synchro hub insert	ZTMP17483 [75391]	Planetary lock plate
ZTMP19133095 [77693]	Synchro hub insert	ZTMP19132987 [70420]	Planetary, early 5 pin
ZTMP19133101 [30896]	Front output spacer	Oil Pumps	
ZTMP19133112 [72973]	Thrust washer, '07-'10	ZTMP19133114 [76364]	Oil pump, '07-'10
ZTMP19133120 [77336]	Oil tube assembly	ZTMP19257401 [75081]	Oil pump, '11-'14
ZTMP19133126 [75728]	Rear mainshaft snap ring	Gaskets & Gasket Sets	
ZTMP19133166 [74648]	Vent	ZTTSK1625XHD [70317]	Gasket & Seal kit
ZTMP19210805 [76320]	Shift shaft, '11-'14	ZTGAS24263164 [71443]	Front case adapter gasket
ZTMP19257400 [73413]	Input bearing to shaft snap ring		
ZTMP19257405 [75764]	Input bearing to shaft snap ring		
ZTMP89059588 [30897]	Tail bushing, 9.13", ball bearing, sealed		

MP1626

PART #	Description	PART #	Description
Bearing Kits			
ZTBK512 [79117]	Bearing kit, '07-'16	Oil Pumps	
ZTBK512A [77763]	Bearing kit, '11-'16	ZTMP19133114 [76364]	Oil pump, '07-'10
Case Halves			
ZTMP19132999 [78816]	Front case half, '07-'10	ZTMP19257401 [75081]	Oil pump, '11-'14
ZTMP19133141 [74316]	Rear case half	Shift Motors	
ZTMP19257420 [73250]	Front case half, '11-'12	ZTSMUMM1626 [72363]	Shift motor, '07-'14 GM
ZTMP19299079 [30827]	Front case half, '11-'14	Synchronizers & Blockers	
ZTMP23481360 [30829]	Rear case half, '15-'17	ZTMP19133208 [78665]	7 piece blocker assembly
Chains			
ZTCHHV074 [72650]	Chain, 1 1/2" wide	Sprockets & Hubs	
Forks & Fork Small Parts			
ZTMP19133031 [76798]	Range fork	ZTMP19133103 [75062]	Drive sprocket
ZTMP19133041 [73399]	Mode fork	ZTMP19133135 [76350]	Driven sprocket, 1.5" wide
ZTMP19133202 [77759]	Range fork pin	ZTMP19260067 [75641]	Range hub, '04-'10
ZTMPMP3023-28 [70924]	Rear fork pads	ZTMP19299093 [77182]	Range hub, '11 & up
ZTMPMP3023-28A [74998]	Mode fork pads	Small Parts & Miscellaneous	
Gaskets & Gasket Sets			
ZTTSK1625XHD [70317]	Gasket & Seal kit	ZTMP19132995 [73292]	Planetary washer
ZTMP19133135 [76350]	Front case adapter gasket	ZTMP19133005 [79020]	Front case stud
Seals			
ZTSEA13382 [79467]	Shift shaft seal	ZTMP19133094 [78457]	Mode sleeve
ZTSEA19299081 [74047]	Input seal, '11-'14	ZTMP19133095 [77693]	Synchro hub insert
Mainshafts, Input Shafts & Output Shafts			
ZTMP19132979 [72417]	Input shaft, 29 spline	ZTMP19133095 [77693]	Synchro hub insert
ZTMP19257419 [79420]	Input shaft, '11-'12, 29 spline	ZTMP19133101 [30896]	Front output spacer
ZTMP19259039 [78375]	Input shaft, early, 33 spline	ZTMP19133112 [72973]	Thrust washer, '07-'10
ZTMP19299089 [73283]	Input shaft, early, 33 spline	ZTMP19133120 [77336]	Oil tube assembly
Planetaries & Planetary Parts			
ZTMP17483 [75391]	Planetary lock plate	ZTMP19133126 [75728]	Rear mainshaft snap ring
ZTMP19132987 [70420]	Planetary, early 5 pin	ZTMP19133166 [74648]	Vent
Oil Pumps			
ZTMP19133114 [76364]	Oil pump, '07-'10	ZTMP19210805 [76320]	Shift shaft, '11-'14
ZTMP19257401 [75081]	Oil pump, '11-'14	ZTMP19257400 [73413]	Input bearing to shaft snap ring
Gaskets & Gasket Sets			
ZTTSK1625XHD [70317]	Gasket & Seal kit	ZTMP19257405 [75764]	Input bearing to shaft snap ring
ZTGAS24263164 [71443]	Front case adapter gasket	ZTMP19259607 [79210]	Actuator cam, '04-'14
Shift Motors			
ZTSMUMM1626 [72363]	Shift motor, '07-'14 GM	ZTMP89059588 [30897]	Tail bushing, 9.13", ball bearing, sealed

MP1628

PART #	Description	PART #	Description
Gasket & Seal Kits			
ZTTSK273F [76348]	Gasket & Seal kit	ZTSEA57688 [79614]	Input seal, '11-'14
MP1628 Mainshafts, Input Shafts & Output Shafts			
ZTMPBC3Z-7017AB [79123]	Input shaft, '11-'15 Ford, 43 spline		

MP3010

PART #	Description	PART #	Description
Clutches & Clutch Parts			
ZTMP19133073 [79586]	Clutch pressure plate	ZTCHHV501 [77303]	Chain, 1 1/4" wide
ZTMP19133074 [73688]	Pressure plate return spring	Mainshafts, Input Shafts & Output Shafts	
ZTMP19133075 [76254]	Clutch hub	ZTMP19133059 [72518]	Mainshaft, 32 spline
ZTMP19133076 [70328]	Clutch plate	Seals	
ZTMP19133077 [72866]	Clutch plate	ZTSEA13362 [75615]	Input seal, '07-'14
ZTMP19133078 [76740]	Clutch shim, 57 x 49.75 x 2.2	ZTSEA447316 [71394]	Front output seal, '07-'14
ZTMP19133079 [70702]	Clutch shim, 57 x 49.75 x 2.4	ZTSEA5191 [74716]	Rear output seal
ZTMP19133080 [75167]	Clutch shim, 57 x 49.75 x 2.6	ZTSEA68026951AA [30883]	Shift shaft seal, '08-'12
ZTMP19133081 [30846]	Clutch shim, 57 x 49.75 x 2.8	ZTSEA35587 [76588]	Shift motor seal
ZTMP19133082 [73678]	Clutch shim, 57 x 49.75 x 3.0	Shift Motors	
ZTMP19133083 [79571]	Clutch shim, 57 x 49.75 x 3.2	ZTSM600-899 [72017]	Shift motor
ZTMP19133084 [79400]	Clutch shim, 57 x 49.75 x 3.4	Small Parts & Miscellaneous	
ZTMP19133085 [75650]	Clutch shim, 57 x 49.75 x 3.6	ZTMP19133063 [78224]	Apply lever thrust bearing
ZTMP19133087 [72875]	Clutch shim, 57 x 49.75 x 4.0	ZTMP19133071 [73192]	Apply lever ball
ZTMP19133088 [30847]	Clutch shim, 57 x 49.75 x 4.2	ZTMP19133072 [75777]	Rear apply lever thrust washer
ZTMP19133089 [30848]	Clutch shim, 57 x 49.75 x 4.4	ZTMP19133110 [70902]	Clutch drum snap ring
ZTMP19133090 [30849]	Clutch shim, 57 x 49.75 x 4.6	ZTMP19133125 [73512]	Rear mainshaft snap ring
ZTMP19133091 [30850]	Clutch shim, 57 x 49.75 x 4.8	Bearing Kits	
ZTMP19133092 [73896]	Clutch pack snap ring	ZTBK517 [72010]	Bearing kit, '07-'16
ZTMP19133109 [70665]	Mainshaft clutch housing		
ZTTSK1222 [76409]	Gasket & Seal kit, '07-'16		

MP3022

PART #	Description	PART #	Description
Chains			
ZTCHHV501 [77303]	Chain, 1 1/4" wide	ZTSM600-899 [72017]	Shift motor
ZTCHHV522 [30843]	Chain	Small Parts & Miscellaneous	
Clutches & Clutch Parts			
ZTMP19133073 [79586]	Clutch pressure plate	ZTMP19133139 [77058]	Rear case half
ZTMP19133074 [73688]	Pressure plate return spring	ZTMP19299077 [75344]	Front case half
ZTMP19133075 [76254]	Clutch hub	Sprockets & Hubs	
ZTMP19133076 [70328]	Clutch plate	ZTMP19133103 [75062]	Drive sprocket
ZTMP19133077 [72866]	Clutch plate	ZTMP19133134 [76442]	Driven sprocket, 1.157" wide
ZTMP19133078 [76740]	Clutch shim, 57 x 49.75 x 2.2	ZTMP19133205 [77076]	Drive sprocket, 1.157" wide
ZTMP19133079 [70702]	Clutch shim, 57 x 49.75 x 2.4	ZTMP19260067 [75641]	Range hub, '04-'10
ZTMP19133080 [75167]	Clutch shim, 57 x 49.75 x 2.6	ZTMP19299093 [77182]	Range hub, '11 & up
ZTMP19133081 [30846]	Clutch shim, 57 x 49.75 x 2.8	Small Parts & Miscellaneous	
ZTMP19133082 [73678]	Clutch shim, 57 x 49.75 x 3.0	ZTMP19132995 [73292]	Planetary washer
ZTMP19133083 [79571]	Clutch shim, 57 x 49.75 x 3.2	ZTMP19133063 [78224]	Apply lever thrust bearing
ZTMP19133084 [79400]	Clutch shim, 57 x 49.75 x 3.4	ZTMP19133064 [71527]	Clutch lever needle bearing
ZTMP19133085 [75650]	Clutch shim, 57 x 49.75 x 3.6	ZTMP19133071 [73192]	Apply lever ball
ZTMP19133087 [72875]	Clutch shim, 57 x 49.75 x 4.0	ZTMP19133072 [75777]	Rear apply lever thrust washer
ZTMP19133088 [30847]	Clutch shim, 57 x 49.75 x 4.2	ZTMP19133101 [30896]	Front output spacer
ZTMP19133089 [30848]	Clutch shim, 57 x 49.75 x 4.4	ZTMP19133110 [70902]	Clutch drum snap ring
ZTMP19133090 [30849]	Clutch shim, 57 x 49.75 x 4.6	ZTMP19133120 [77336]	Oil tube assembly
ZTMP19133091 [30850]	Clutch shim, 57 x 49.75 x 4.8	ZTMP19133166 [74648]	Vent
ZTMP19133092 [73896]	Clutch pack snap ring	ZTMP19169064 [77738]	Rear mainshaft spacer
ZTMP19133109 [70665]	Mainshaft clutch housing	ZTMP19178900 [76945]	Rear mainshaft snap ring
ZTMP19133031 [76798]	Range fork	ZTMP3023.1 [71002]	Planetary thrust washer
ZTMP19133202 [77759]	Range fork pin	ZTMP3023.2 [73874]	Pinion gear
ZTMPMP3023-28 [70924]	Rear fork pads	ZTMP3023.3 [73096]	Planetary empty carrier
		ZTMP3023.4 [77291]	Planetary thrust washer

Continued on next page



MP3022 (Cont.)

PART #	Description	PART #	Description
Small Parts & Miscellaneous		Gasket & Seal Kits	
ZTMP19133125 [73512]	Rear mainshaft snap ring	ZTTSK1222 [76409]	Gasket & Seal kit, '07-'16
ZTSM68071235AA [78109]	Shift motor, '08-'12 Jeep Liberty & '11-'13 Grand Cherokee	Mainshafts, Input Shafts & Output Shafts	
Shift Motors		ZTMP19132977 [72709]	Input shaft, 27 spline
ZTSM600-899 [72017]	Shift motor	ZTMP19132978 [77192]	Input shaft, 32 spline
ZTSM68071235AA [78109]	Shift motor, '08-'12 Jeep Liberty & '11-'13 Grand Cherokee	ZTMP19133059 [72518]	Mainshaft, 32 spline
Shift Motors		ZTMP19178898 [30867]	Mainshaft, 32 spline
ZTSM600-899 [72017]	Shift motor	Planetaries & Planetary Parts	
ZTSM68071235AA [78109]	Shift motor, '08-'12 Jeep Liberty & '11-'13 Grand Cherokee	ZTMP19132987 [70420]	Planetary, early 5 pin
Seals		ZTMP9952 [79527]	Planetary
ZTSEA13362 [75615]	Input seal, '07-'14	Bearing Kits	
ZTSEA447316 [71394]	Front output seal, '07-'14	ZTBK517 [72010]	Bearing kit, '07-'16

MP3023

PART #	Description
Seals	
ZTSEA35587 [76588]	Shift motor seal

MP3024

PART #	Description	PART #	Description
Bearing Kits		Clutches & Clutch Parts	
ZTBK512 [79117]	Bearing kit, '07-'16	ZTMP19133073 [79586]	Clutch pressure plate
Case Halves		ZTMP19133074 [73688]	Pressure plate return spring
ZTMP19133140 [30826]	Rear case half	ZTMP19133075 [76254]	Clutch hub
ZTMP19299077 [75344]	Front case half	ZTMP19133076 [70328]	Clutch plate
Small Parts & Miscellaneous		ZTMP19133077 [72866]	Clutch plate
ZTMP19132995 [73292]	Planetary washer	ZTMP19133078 [76740]	Clutch shim, 57 x 49.75 x 2.2
ZTMP19133063 [78224]	Apply lever thrust bearing	ZTMP19133079 [70702]	Clutch shim, 57 x 49.75 x 2.4
ZTMP19133064 [71527]	Clutch lever needle bearing	ZTMP19133080 [75167]	Clutch shim, 57 x 49.75 x 2.6
ZTMP19133101 [30896]	Front output spacer	ZTMP19133081 [30846]	Clutch shim, 57 x 49.75 x 2.8
ZTMP19133110 [70902]	Clutch drum snap ring	ZTMP19133082 [73678]	Clutch shim, 57 x 49.75 x 3.0
ZTMP19133120 [77336]	Oil tube assembly	ZTMP19133083 [79571]	Clutch shim, 57 x 49.75 x 3.2
ZTMP19133126 [75728]	Rear mainshaft snap ring	ZTMP19133084 [79400]	Clutch shim, 57 x 49.75 x 3.4
ZTMP19133166 [74648]	Vent	ZTMP19133085 [75650]	Clutch shim, 57 x 49.75 x 3.6
ZTMP19168257 [72694]	Apply lever ball	ZTMP19133087 [72875]	Clutch shim, 57 x 49.75 x 4.0
ZTMP19168258 [77181]	Rear apply lever thrust washer	ZTMP19133088 [30847]	Clutch shim, 57 x 49.75 x 4.2
ZTMP19169064 [77738]	Rear mainshaft spacer	ZTMP19133089 [30848]	Clutch shim, 57 x 49.75 x 4.4
ZTMP89059588 [30897]	Tail bushing, 9.13", ball bearing, sealed	ZTMP19133090 [30849]	Clutch shim, 57 x 49.75 x 4.6
Chains		ZTMP19133091 [30850]	Clutch shim, 57 x 49.75 x 4.8
ZTCHHV502 [76563]	Chain, 1 1/2" wide	ZTMP19133092 [73896]	Clutch pack snap ring
Gasket & Seal Kits		ZTMP19133109 [70665]	Mainshaft clutch housing
ZTTSK1222 [76409]	Gasket & Seal kit, '07-'16	ZTMP19257393 [75097]	Rear clutch lever
Mainshafts, Input Shafts & Output Shafts		ZTMP19257394 [72744]	Front clutch lever
ZTMP19133059 [72518]	Mainshaft, 32 spline	Seals	
ZTMP19133060 [78202]	Mainshaft, 31 spline, 6 speed	ZTSEA13362 [75615]	Input seal, '07-'14
Planetaries & Planetary Parts		ZTSEA447316 [71394]	Front output seal, '07-'14
ZTMP17483 [75391]	Planetary lock plate	ZTSEA35587 [76588]	Shift motor seal
ZTMP19132987 [70420]	Planetary, early 5 pin	Sprockets & Hubs	
Shift Motors		ZTMP19133103 [75062]	Drive sprocket
ZTSM600-899 [72017]	Shift motor	ZTMP19133134 [76442]	Driven sprocket, 1.157" wide
Forks & Fork Small Parts		ZTMP19133031 [76798]	Range fork
ZTMP19133202 [77759]	Range fork pin	ZTMPMP3023-28 [70924]	Rear fork pads

Continued on next page

MSG5F

PART #	Description
Seals	
ZTSEA12X25X7 [71661]	Seal

Nissan

PART #	Description	PART #	Description
Bearing Kits		Seals	
ZTBK206 [76506]	Bearing kit, '81-'86	ZTSEA33111-AD30A [77898]	Input seal, Murano
ZTBK441 [79697]	Bearing kit, '02 & up Maxima, 5 or 6 speed	ZTSEA33114-AD300 [71995]	Output seal, Murano
ZTBK500 [70099]	Bearing kit, '03 & up Murano	ZTSEA33142-4N200 [70977]	Murano
Gasket & Seal Kits		ZTSEA38189-4N20A [70653]	Drive pinion seal, Murano
ZTTSK500 [70465]	Gasket & Seal kit, '03 & up Murano	ZTSEA38343-AD300 [71329]	O-ring, Murano
ZTTSKTX15A [71923]	Gasket & Seal kit, '04 & up Titan		

NP119

PART #	Description
Gasket & Seal Kits	
ZTTSK208 [77381]	Gasket & Seal kit

NP120

PART #	Description
Bearing Kits	
ZTBK519 [76100]	Bearing kit, '06-'07 GM

NP125

PART #	Description	PART #	Description
Bearing Kits		Seals	
ZTBK516 [73381]	Bearing kit, '05 & up BMW	ZTSEA28377 [75949]	Front output seal
Gasket & Seal Kits			
ZTTSK125 [73797]	Gasket & Seal kit, BMW		

NP126

PART #	Description	PART #	Description
Bearing Kits		Gasket & Seal Kits	
ZTBK243 [72422]	Bearing kit, '01 & up	ZTTSK226 [75429]	Gasket & Seal kit, '01 & up
Case Halves		Seals	
ZTNP49139 [72626]	Rear case half	ZTSEA22507 [73987]	Rear seal
Chains		ZTSEA22507TTO [73897]	Rear seal
ZTCHHV059 [72455]	Chain	ZTSEA29869 [77806]	Front output seal
Clutches & Clutch Parts		ZTSEAAS012 [76729]	O-ring
ZTNP29839 [77342]	Clutch return spring	Shift Motors	
ZTNP29840 [72477]	Clutch return pressure plate	ZTSM600-904 [72156]	Shift motor, 126C
ZTNP29937 [77664]	Clutch plate, steel		
ZTNP29938 [74149]	Clutch plate, friction		

NP129

PART #	Description
Seals ZTSEA29869 [77806]	Front output seal

NP133

PART #	Description
Gasket & Seal Kits ZTTSK133 [30864]	Gasket & Seal kit, '03 & up Durango

NP136

PART #	Description	PART #	Description
Bearing Kits ZTBK333 [79489]	Bearing kit	Seals ZTSEA22441 [79387]	Seal
Case Halves ZTNP22437 [71107]	Front case half	ZTSEA22452 [72525]	Front output seal
ZTNP31334 [71224]	Rear case half	ZTSEA22507 [73987]	Rear seal
Clutches & Clutch Parts ZTNP12100 [70969]	Clutch disc	ZTSEA22507TTO [73897]	Rear seal
ZTNP12120 [75180]	Clutch plate	Chains ZTCHHV062 [77528]	Chain, GM & Jeep Liberty
Gasket & Seal Kits ZTTSK136 [75616]	Gasket & Seal kit	Shift Motors ZTSM600-906 [74887]	Shift motor
ZTTSK245J [79246]	Gasket & Seal kit, '05 & up Jeep	Small Parts & Miscellaneous ZTNPBRNY4080 [78889]	Case saver
Oil Pumps ZTNP16686 [74145]	Oil pump	Sprockets & Hubs ZTNP17982 [75149]	Range hub

NP140

PART #	Description
Chains ZTCHHV089 [70182]	Chain, '05 & up Jeep

NP144

PART #	Description
Bearing Kits ZTBK451 [76757]	Bearing kit, '03 & up

NP146

PART #	Description	PART #	Description
Clutches & Clutch Parts ZTNP5175985AA [73455]	Fiber clutches	Seals ZTSEA22507 [73987]	Rear seal
ZTNP5175986AA [79643]	Steel clutches	ZTSEA22507TTO [73897]	Rear seal

NP149

PART #	Description	PART #	Description
Case Halves			
ZTNP32486 [74972]	Front case half	ZTNP12478158 [73544]	Planetary thrust washer
ZTNP30603-30961[74174]	Rear case half	ZTNP16286 [71708]	Planetary pinion thrust washer
Chains			
ZTCHHV072 [79590]	Chain, 1 1/4" wide	ZTNP29747 [70912]	Oil screen
Mainshafts, Input Shafts & Output Shafts			
ZTNP31819 [30869]	Output shaft	ZTNP83503527 [72897]	Input-to-planetary snap ring
ZTNP38704 [71444]	Input shaft	ZTNPBRNY4080 [78889]	Case saver
ZTNP39467 [73310]	Midshaft	ZTNP109R [75948]	Seal installation tool
Planetaries & Planetary Parts			
ZTNP32798 [72131]	Planetary	Sprockets & Hubs	
ZTNP32798R [76869]	Planetary	ZTNP31269 [78936]	Sprocket
Seals			
ZTSEA23740 [77551]	Front output seal	Gasket & Seal Kits	
ZTSEA30138 [71305]	Front output seal	ZTTSK246 [74214]	Gasket & Seal kit
Viscous Couplers			
		ZTNP32475 [75688]	Viscous coupler, New
		ZTNP32475R [72918]	Viscous coupler, Rebuilt

NP200

PART #	Description
Bearing Kits	
ZTBK200-1 [72409]	Bearing kit, '61-'69

NP201

PART #	Description
Bearing Kits	
ZTBK200-1 [72409]	Bearing kit, '61-'69

NP203

PART #	Description	PART #	Description
Bearing Kits			
ZTBK203F [70250]	Bearing kit, Ford, direct mount	ZTSEA17523 [76121]	Rear put seal, w/small yoke
ZTBK203FD [77973]	Bearing kit, '73-'79 Ford	ZTSEA203-001 [78981]	Large o-ring
ZTBK203G [76163]	Bearing kit, GM & Chrysler	ZTSEA21061 [70441]	Rear output seal
ZTBK203GI [30817]	Bearing kit, GM, cast iron tail	ZTSEA21213 [76893]	Rear output seal, 203C
Gaskets & Gasket Sets			
ZTTSK203F [74169]	Gasket & Seal kit	Small Parts & Miscellaneous	
ZTTSK203G [75453]	Gasket & Seal kit	ZTNP11930 [76806]	Muffler pad
ZTTSKGTK203U [77420]	Gasket & Seal kit	ZTNP203DIFF [78068]	Differential carrier
ZTGAS203-55 [74444]	Gasket Set	ZTNP3821359 [73530]	Center mainshaft bearing retainer
ZTGASTC44144 [73815]	Adapter Gasket	ZTNP3821369 [76908]	Rear output shaft thrust washer
Mainshafts, Input Shafts & Output Shafts			
ZTNP11391 [76900]	Rear output shaft	ZTNP3821370 [77436]	Lube washer
ZTNP13343 [72084]	Input shaft, 203C	ZTNP93433 [79026]	Detent spring
ZTNP3821352 [72773]	Mainshaft	ZTNP100520 [30902]	Needle bearing
Sprockets & Hubs			
ZTNP3898368 [70456]	Sprocket	ZTNP1MIM501 [72868]	Part time conversion kit
ZTNP4115335 [70048]	Sprocket	ZTSP203-50 [71491]	Small parts kit
Speedometer Gears			
		ZTSPD11432 [78272]	Speedo gear

NP205

PART #	Description	PART #	Description
Bearing Kits			
ZTBK205D [75144]	Bearing kit, '88 & up Chrysler	ZTNP2952591 [78601]	High gear thrust washer
ZTBK205FDM [75723]	Bearing kit, direct mount	ZTNP2954116 [73083]	Sliding clutch
ZTBK205G [76883]	Bearing kit, '81-'91 GM 1-ton	ZTNP4210978 [71168]	Front shift rail
ZTBK205GDM [78653]	Bearing kit, GM & Chrysler, direct mount	ZTNP4505302 [71393]	NP205D-to-Getrag coupler
ZTBK205GDM4 [79317]	Bearing kit, '70-'86 GM w/ TH400 LSM465	ZTNP6259193 [76618]	Input snap ring
ZTBK205RDF [70414]	Bearing kit, '70-'86 Ford & Chrysler	ZTNP6259656 [70300]	Coupler
ZTNPGTK205GDM [70176]	Bearing kit	ZTNP6273964 [71212]	Coupler
		ZTNP93433 [79026]	Detent spring
Small Parts Kits			
ZTSP205-50 [70451]	Small parts kit	Mainshafts, Input Shafts & Output Shafts	
Speedometer Gears			
ZTSPD11432 [78272]	Speedo gear	ZTNP11401 [75493]	Input shaft, 205C TH250
Yokes			
ZTY205-YOKE [74002]	Yoke, 1480 u/joint, u/bolt style, 32 spline, 1.4"	ZTNP13929 [72469]	Input shaft, 205C, 7.5" long - TH400 '84 down
ZTY3-4-10951-1 [72450]	Yoke, 1410 u/joint, 32 spline, 1.4" long	ZTNP16615 [70084]	Input shaft, 205D, 7.5" long - TH400 '84 down
ZTY3-4-5191-1 [75996]	Yoke, 1410 u/joint, 35 spline, strap style	ZTNP2954104 [77422]	Input shaft, 205F, separate mount
ZTY3-4-6691 [78764]	Yoke, 1480 u/joint, 35 spline	ZTNP4167905 [75730]	Input shaft, 205D, 23 Spline, AT
		ZTNP99646 [77096]	Input shaft, 10 spine, '84 down GM, MT
		ZTNP99653 [70890]	Front output shaft, Ford & Chrysler
Forks & Fork Small Parts			
ZTNP2954135 [70269]	Fork	Gasket & Seal Kits	
Seals			
ZTSEA17722 [76422]	Front output seal, 205G	ZTTSK205 [30865]	Gasket & Seal kit
ZTSEA18872 [79651]	Seal	ZTTSK205DCD [71469]	Gasket & Seal kit, '88-'93 Chrysler 5 speed
ZTSEA205-004 [71059]	Large o-ring	ZTTSK205FDM [71015]	Gasket & Seal kit, 205F
ZTSEA7443 [70041]	Shift shaft seal	ZTTSK205GDM [79078]	Gasket & Seal kit, GM
		ZTTSK205RDF [79388]	Gasket & Seal kit, 205F
Gaskets & Gasket Sets			
		ZTGAS205-55 [74760]	Gasket Set

NP207

PART #	Description	PART #	Description
Bearing Kits			
ZTBK207 [76915]	Bearing kit	ZTSEA15514 [73792]	Front output seal
Chains			
ZTCHHV022 [74851]	Chain, 1 5/16" wide	ZTSEA22306 [78037]	Oil pump seals
Gasket & Seal Kits			
ZTTSK207 [71102]	Gasket & Seal kit	ZTSEA4435 [70552]	Seal
ZTTSK231 [77926]	Gasket & Seal kit	ZTSEA550-022 [76693]	Seal plug, 1.5"
Gaskets & Gasket Sets			
ZTGASTC2030-6 [71352]	Adapter Gasket	Forks & Fork Small Parts	
Planetaries & Planetary Parts			
ZTNP4446425 [71750]	Planetary	ZTBSH14071722 [75627]	Range fork bushing
		ZTINSK207 [77133]	Fork pad kit
		ZTNP4338376 [72298]	Center range fork pad
Small Parts & Miscellaneous			
ZTNP49863 [70703]	Vacuum switch	Synchronizers & Blockers	
		ZTSR15547 [78695]	Synchro ring

NP208

PART #	Description	PART #	Description
Bearing Kits			
ZTBK208 [77915]	Bearing kit	ZTINSK208 [71398]	Fork pad kit
ZTBK208A [30818]	Bearing kit, '80-'85, short	ZTNP15111 [79342]	Range fork, Ford
ZTNPGTK208 [76342]	Bearing kit	ZTNP15380 [76332]	Range fork
Case Halves			
ZTNP15079 [73429]	Rear case half, 208C	ZTNP4167966 [76047]	Range fork, w/pads
Chains			
ZTCHHV012 [73701]	Chain	ZTNP4167969 [70666]	Fork pads
Gaskets & Gasket Sets			
ZTGASTC2030-12 [76509]	Gasket	ZTNP4167970 [76819]	Rear fork center pads
ZTGASTC2030-9 [74586]	Adapter Gasket	ZTNP4167974 [78694]	Mode fork
		ZTNP4219073 [71380]	Center mode fork pad
Gasket & Seal Kits			
ZTTSK208 [77381]	Gasket & Seal kit	Mainshafts, Input Shafts & Output Shafts	

NP208 (Cont.)

PART #	Description
ZTNP13779 [75580]	Input shaft, Ford, 31 spline
ZTNP13948 [78342]	Input shaft, 208C, 27 spline
ZTNP15112 [78607]	Input shaft, 208C, 32 Spline
ZTNP16036 [75498]	Mainshaft, 208C
ZTNP4329194 [30870]	Mainshaft assembly, '80-'82 208D
ZTNP4329329 [30871]	Mainshaft, '84-'85 208D

Planetaries & Planetary Parts

ZTNP4329198 [70299]	Planetary
---------------------	-----------

Seals

ZTSEA18662 [76005]	Front output seal
ZTSEA18676 [75740]	Front output seal
ZTSEA22306 [78037]	Oil pump seals
ZTSEA4435 [70552]	Seal

Small Parts Kits

ZTSP208-50 [73531]	Small parts kit
--------------------	-----------------

Sprockets & Hubs

ZTNP15307 [74808]	Driven sprocket
ZTNP4219087 [70338]	Sprocket
ZTNP83500258 [76686]	Hub thrust washer

PART #	Description
Clutches & Clutch Parts	
ZTNP83510094 [77141]	Mode clutch gear

Small Parts & Miscellaneous

ZTNP11930 [76806]	Muffler pad
ZTBSHNP208-62 [75256]	Annulus bushing
ZTNP15053 [72473]	Front case stud
ZTNP17777 [76661]	Synchro key
ZTNP208-K [78326]	Spring key kit
ZTNP4167953 [73097]	Annulus washer
ZTNP4167959 [72236]	Annulus washer
ZTNP4167964 [77562]	Shaft o-ring retainer
ZTNP4167992 [30900]	Front output shaft thrust washer
ZTNP4167994 [73395]	Front output shaft thrust washer
ZTNP4219060 [75315]	Annulus
ZTNP4219065 [72738]	Annulus hub snap ring
ZTNP4269117 [30907]	Mainshaft sprocket thrust washer
ZTNP4269182 [75628]	Input/mainshaft thrust washer
ZTNP4329189 [72004]	Input thrust washer
ZTNP4329330 [78830]	Sprocket thrust washer

Synchronizers & Blockers

ZTNP4329524 [78123]	Synchro ring
---------------------	--------------

NP209

PART #	Description
Gasket & Seal Kits	
ZTTSK208 [77381]	Gasket & Seal kit

NP218

PART #	Description
Chains	
ZTCHHV026 [30842]	Chain, '86-'99 Hummer

NP224

PART #	Description
Seals	
ZTSEA32739 [79572]	Front output seal, Chrysler

NP226

PART #	Description
Bearing Kits	
ZTBK243 [72422]	Bearing kit, '01 & up

Case Halves	
ZTNP49139 [72626]	Rear case half

Chains	
ZTCHHV059 [72455]	Chain

Clutches & Clutch Parts	
ZTNP29839 [77342]	Clutch return spring
ZTNP29840 [72477]	Clutch return pressure plate
ZTNP29937 [77664]	Clutch plate, steel
ZTNP29938 [74149]	Clutch plate, friction
ZTNP29939 [74860]	Clutch hub
ZTNP53309 [78672]	Clutch lever

Forks & Fork Small Parts	
ZTNP88935664 [75478]	Range fork

PART #	Description
Gasket & Seal Kits	
ZTTSK226 [75429]	Gasket & Seal kit, '01 & up

Gaskets & Gasket Sets	
ZTGASTC2030-6 [71352]	Adapter Gasket

Seals	
ZTSEA29869 [77806]	Front output seal
ZTSEA29870 [72958]	Input seal
ZTSEAAS012 [76729]	O-ring

Shift Motors	
ZTSM600-903 [73552]	Shift motor, 226C

Small Parts & Miscellaneous	
ZTNP29823 [72502]	Shift rail
ZTNP53307 [78313]	Thrust bearing

Sprockets & Hubs	
ZTNP31269 [78936]	Sprocket

NP228

PART #	Description	PART #	Description
Bearing Kits		Mainshafts, Input Shafts & Output Shafts	
ZTBK228-9 [75166]	Bearing kit	ZTNP15786 [73574]	Input shaft
Case Halves		Small Parts & Miscellaneous	
ZTNP15608 [30830]	Front case half	ZTNP15128 [79579]	Rear output shim kit
Clutches & Clutch Parts		ZTNP16027 [78050]	Input thrust washer
ZTNP16111 [74203]	Mode clutch sleeve	Small Parts Kits	
		ZTSP228-9-50 [79367]	Small parts kit

NP229

PART #	Description	PART #	Description
Bearing Kits		Small Parts & Miscellaneous	
ZTBK228-9 [75166]	Bearing kit	ZTNP15128 [79579]	Rear output shim kit
Case Halves		ZTNP16027 [78050]	Input thrust washer
ZTNP15608 [30830]	Front case half	Clutches & Clutch Parts	
Forks & Fork Small Parts		ZTNP16111 [74203]	Mode clutch sleeve
ZTINSK229 [79612]	Fork insert kit	ZTNP16112 [77419]	Range clutch sleeve
ZTNP15618 [74809]	Range fork	Small Parts Kits	
ZTNP15621A [79327]	Mode fork, w/spring	ZTSP228-9-50 [79367]	Small parts kit
ZTNP15635 [73660]	Mode fork	Speedometer Gears	
ZTNP15636 [76593]	Mode fork	ZTNP15461 [71732]	Speedo gear
Mainshafts, Input Shafts & Output Shafts		Sprockets & Hubs	
ZTNP15786 [73574]	Input shaft	ZTNP15285 [76227]	Sprocket carrier
Seals			
ZTSEA29869 [77806]	Front output seal		

NP231

PART #	Description	PART #	Description
Bearing Kits		Gaskets & Gasket Sets	
ZTBK231 [73873]	Bearing kit, wide input bearing	ZTGASTC2030-6 [71352]	Adapter Gasket
ZTBK231A [71193]	Bearing kit, wide narrow bearing	ZTNP22612 [70231]	Case to rear retainer gasket
ZTBK231J [72372]	Bearing kit, wide narrow bearing	Mainshafts, Input Shafts & Output Shafts	
ZTBK231JA [77357]	Bearing kit, '02 & up Liberty, narrow input bearing	NP241 [74612]	Input shaft, 23 spline, 5" long
Case Halves		ZTNP15636629 [76240]	Input shaft
ZTNP16222 [70895]	Tail housing	ZTNP16228 [75437]	Input shaft, 231J
ZTNP16421 [30832]	Faront case half, 231J	ZTNP16758 [78307]	Input shaft, Jeep, 21 spline, 4 1/8"
ZTNP16721 [75746]	Rear case half	ZTNP17449 [76723]	Input shaft, '94 & down, 231J, 1" bearing, 4.17" long
ZTNP17026 [30836]	Front case half	ZTNP17609 [72808]	Mainshaft, 231J, 15 3/4" long
ZTNP17462 [75593]	Tail housing, '98 & up	ZTNP17843 [70970]	Mainshaft, Chrysler, 27 spline
ZTNP20356 [74263]	Front case half, late 231 Jeep & Chrysler	ZTNP17949 [76953]	Input shaft, 231D
ZTNP33280 [78666]	Front case half, Jeep Liberty	ZTNP19014 [78474]	Mainshaft, '95 & up 231C & 241C
ZTNP83503572 [73284]	Front case half, '87-'93, w/switch	ZTNP19061 [79430]	Input shaft, '95 & up, 23 spline, 4 1/4"
Chains		ZTNP20362 [73986]	Mainshaft, 231J
ZTCHHV022 [74851]	Chain, 1 5/16" wide	ZTNP4796956 [78052]	Input shaft
ZTCHHV027 [71578]	Chain, narrow, 1 1/16" wide	ZTNP5015432AA [73614]	Input shaft, 231D, 4 1/4" long
Forks & Fork Small Parts		ZTNP83503141 [73042]	Mainshaft, 15 7/8" long
ZTBSH15547404 [74311]	Range fork bushing	Small Parts & Miscellaneous	
ZTINSK207 [77133]	Fork pad kit	ZTBSHWT243-62B [74627]	Tail bushing
ZTNP16267 [78137]	Mode fork	ZTNP15832 [70540]	Vacuum switch, 4 prong
ZTNP17790 [79286]	Mode fork, '94 & up Chrysler	ZTNP16217 [73836]	Oil filter
ZTNP17833 [72275]	Range fork	ZTNP16354 [74004]	Extension assembly, '88-'97 Dakota
ZTNP4167969 [70666]	Fork pads	ZTNP16437 [71448]	Planetary thrust washer
ZTNP4219073 [71380]	Center mode fork pad	ZTNP17795 [76321]	Rear bearing retainer, Chrysler
ZTNP4338376 [72298]	Center range fork pad	ZTNP17823 [73909]	Mode synchro sleeve
Gasket & Seal Kits		ZTNP17863 [79130]	Annulus gear
ZTTSK231J [70382]	Gasket & Seal kit, '95 & up Jeep	ZTNP208-K [78326]	Spring key kit

Continued on next page

NP231(Cont.)

PART #	Description	PART #	Description
ZTNP231-SLEEVE [70754]	Input sleeve		
ZTNP31809 [79227]	Mainshaft dust shield, 32 spline		
ZTNP3821558 [73037]	Input bearing snap ring		
ZTNP4338910 [74248]	Planetary snap ring		
ZTNP4338941 [75237]	Oil pickup tube		
ZTNP4338944 [77560]	Oil tube		
ZTNP4338949 [78501]	Rear bearing retainer		
ZTNP4338956 [76016]	Vacuum o-ring		
Oil Pumps			
ZTNP16209 [75841]	Oil pump, 38 spline		
Seals			
ZTSEA11778 [74175]	Front output seal		
ZTSEA15514 [73792]	Front output seal		
ZTSEA15578 [71123]	Output yoke seal, rubber		
ZTSEA19129 [71741]	Rear seal, non-tail style		
ZTSEA22306 [78037]	Oil pump seals		
ZTSEA31219 [72622]	Front output seal, '02 & up Liberty, large		
ZTSEA5065 [71008]	Seal, 2002 Liberty rear		
Small Parts Kits			
ZTSP231-50 [78216]	Small parts kit		
Speedometer Gears			
ZTSPD16276 [74563]	Speedo gear		
Sprockets & Hubs			
ZTNP16206 [74168]	Front output shaft sprocket		
ZTNP19043 [73875]	Drive sprocket		
ZTNP19114 [79287]	Range hubs		
ZTNP4636963 [71152]	Drive sprocket		
Small Parts & Miscellaneous (Cont.)			
ZTNP4446478 [75689]	Rear mainshaft snap ring		
ZTNP4798123 [73258]	Rear output dust boot		
ZTNP4897956AA [70730]	Rear retainer		
ZTNP49863 [70703]	Vacuum switch		
ZTNP5016615AA [77776]	Mainshaft dust shield, 27 spline		
ZTNP83503527 [72897]	Input-to-planetary snap ring		
Synchronizers & Blockers			
ZTSR17915 [71566]	Mode synchro		
ZTSR15547 [78695]	Synchro ring		
Yokes			
ZTNP50-7906 [78949]	Slip yoke eliminator		
ZTY20370 [78831]	Yoke		
Planetaries & Planetary Parts			
ZTNP17869 [74527]	Planetary, '94 & up		
ZTNP53006087 [71583]	Planetary		

NP233

PART #	Description	PART #	Description
Bearing Kits			
ZTBK230 [75232]	Bearing kit, GM		
ZTBK230A [71312]	Bearing kit, wide input bearing		
ZTBK430 [73023]	Bearing kit, '01 & up Chrysler		
Case Halves			
ZTNP16721 [75746]	Rear case half		
Chains			
ZTCHHV027 [71578]	Chain, narrow		
Forks & Fork Small Parts			
ZTINSK207 [77133]	Fork pad kit		
ZTNP17896 [77325]	Range fork, '88-'95		
ZTNP17921 [73730]	Range fork, '95 & up		
ZTNP24668 [79421]	Mode fork		
ZTNP37284 [78419]	Range fork pad		
Gaskets & Gasket Sets			
ZTGASTC2030-6 [71352]	Adapter Gasket		
Planetaries & Planetary Parts			
ZTNP19017 [74558]	Planetary, 4 pin		
Shift Motors			
ZTSM600-900 [70464]	Shift motor, 233C		
ZTSM600-902 [78059]	Shift motor		
Small Parts & Miscellaneous			
ZTNP16217 [73836]	Oil filter		
ZTNP83503527 [72897]	Input-to-planetary snap ring		
Sprockets & Hubs			
ZTNP17982 [75149]	Range hub		
ZTNP51007 [76862]	Range hub		
Synchronizers & Blockers			
ZTSR15547 [78695]	Synchro ring		
Gasket & Seal Kits			
ZTTSK233 [70966]	Gasket & Seal kit		
ZTTSK233D [72878]	Gasket & Seal kit, Chrysler		
Seals			
ZTSEA11778 [74175]	Front output seal		

NP236

PART #	Description	PART #	Description
Bearing Kits			
ZTBK333 [79489]	Bearing kit		
Case Halves			
ZTNP31334 [71224]	Rear case half		
Chains			
ZTCHHV062 [77528]	Chain, GM & Jeep Liberty		
Gasket & Seal Kits			
ZTTSK136 [75616]	Gasket & Seal kit		
Clutches & Clutch Parts			
ZTNP12100 [70969]	Clutch disc		
ZTNP12120 [75180]	Clutch plate		
Forks & Fork Small Parts			
ZTINSK236 [73970]	Fork insert kit		
ZTNP26542 [74780]	Range fork		
ZTNP30081 [73529]	Mode fork, '98-'02		

Continued on next page

NP236 (Cont.)

PART #	Description	PART #	Description
Oil Pumps			
ZTNP16686 [74145]	Oil pump	ZTSM600-901 [74488]	Shift motor, D-shaped shift shaft
Seals			
ZTSEA22452 [72525]	Front output seal	ZTNP30412 [74119]	Drain plug
ZTSEA22507 [73987]	Rear seal	ZTNPBRNY4080 [78889]	Case saver
ZTSEA22507TT0 [73897]	Rear seal		
ZTSEA5018919AA [78993]	Tail housing plug seal, oblong	Sprockets & Hubs	
		ZTNP17982 [75149]	Range hub

NP241

PART #	Description	PART #	Description
Bearing Kits			
ZTBK241 [74469]	Bearing kit, 241, wide input bearing, small pocket bearing	ZTNP1300-139-027 [77168]	Rear mainshaft snap ring
ZTBK241A [70575]	Bearing kit, 241D, wide input bearing, small pocket bearing	ZTNP15547383 [75113]	Small detent plunder
ZTBK241B [74647]	Bearing kit, '97-'02 Chrysler 241DHD, narrow input bearing, large pocket bearing	ZTNP15832 [70540]	Vacuum switch, 4 prong
ZTBK241C [78467]	Bearing kit, '97-'02 Chrysler, 241DHD, wide input bearing, 1 piece tail	ZTNP16172 [72048]	Small detent spring
ZTBK241D [71376]	Bearing kit, 241D, '88-'92, wide input bearing	ZTNP16205 [70354]	Synchro snap ring
ZTBK241E [75159]	Bearing kit, 241D, '02 & up, wide input bearing	ZTNP16217 [73836]	Oil filter
ZTBK241J [77187]	Bearing kit, '02 & up Jeep Rubicon 241D, wide input bearing	ZTNP16437 [71448]	Planetary thrust washer
		ZTNP17474 [72103]	Mounting stud
Gasket & Seal Kits			
ZTTSK241 [76152]	Gasket & Seal kit	ZTNP17520 [70925]	Range hub snap ring
ZTTSK241A [74005]	Gasket & Seal kit, '97 & up	ZTNP17522 [73035]	Range hub sleeve, '93 & up
ZTTSK241D [72328]	Gasket & Seal kit, '02 & up	ZTNP17773 [71163]	Mode synchro sleeve, '94 & up
ZTTSK241J [71470]	Gasket & Seal kit, Jeep	ZTNP17777 [76661]	Synchro key
Case Halves			
ZTNP16334 [30831]	Front case half, '88-'93 241D	ZTNP17778 [70661]	Synchro spring, '94 & up
ZTNP17024 [30835]	Front case half	ZTNP17823 [73909]	Mode synchro sleeve
ZTNP21653 [76233]	Rear case half, '94-'01 241D	ZTNP17863 [79130]	Annulus gear
ZTNP24961 [72945]	Tail housing, '99 & up	ZTNP208-K [78326]	Spring key kit
ZTNP26614 [72311]	Front case half, 241DLD	ZTNP21654 [72710]	Rear bearing retainer
ZTNP41018 [75133]	Front case half, '03-'14 Jeep Rubicon	ZTNP219-2126 [74421]	Input shaft & mainshaft bearing plug
ZTNP41880 [72609]	Rear case half, '03-'06 Jeep Rubicon	ZTNP21971 [70316]	Indicator switch
ZTNP41902 [75377]	Rear case half, '02 & up Chrysler	ZTNP22403 [70040]	Snap ring
ZTNP4746124 [73521]	Front case half, 241DHD	ZTNP231-SLEEVE [70754]	Input sleeve
ZTNP5015449AA [78030]	Front case half, '94-'02 Chrysler 241DLD	ZTNP241-K [71621]	Spring key kit
Chains			
ZTCHHV031 [78102]	Chain	ZTNP24959 [76861]	Rear mainshaft snap ring, '97 & up
ZTCHHV081 [78762]	Chain, '02-'04	ZTNP29133 [77226]	Planetary washer, Jeep
Forks & Fork Small Parts			
ZTINSK207 [77133]	Fork pad kit	ZTNP31809 [79227]	Mainshaft dust shield, 32 spline
ZTNP17543 [73424]	Range fork	ZTNP3821558 [73037]	Input bearing snap ring
ZTNP17790 [79286]	Mode fork, '94 & up Chrysler	ZTNP4338910 [74248]	Planetary snap ring
ZTNP17833 [72275]	Range fork	ZTNP4338956 [76016]	Vacuum o-ring
ZTNP4167969 [70666]	Fork pads	ZTNP4338995 [73038]	Oil pickup screen, GM Blazer & Suburban
ZTNP4219073 [71380]	Center mode fork pad	ZTNP4338997 [74301]	Speed sensor snap ring
ZTNP4338376 [72298]	Center range fork pad	ZTNP44716 [71562]	Synchro snap ring
ZTNP4338974 [76595]	Range fork assembly	ZTNP49863 [70703]	Vacuum switch
ZTNP4778690 [76662]	Mode fork	ZTNP5016615AA [77776]	Mainshaft dust shield, 27 spline
ZTNP5093596AA [79559]	Range fork, '07 & up Jeep Rubicon	ZTNP52155 [72520]	Input retainer, '07 & up Jeep
ZTNP5093597AA [74791]	Range fork, '07 & up Mode Rubicon	ZTNP83503523 [77297]	Oil tube
		ZTNP83503527 [72897]	Input-to-planetary snap ring
Planetaries & Planetary Parts			
ZTNP17869 [74527]	Planetary, '94 & up	Seals	
ZTNP17944 [79613]	Planetary, '93 & up	ZTSEA15514 [73792]	Front output seal
Speedometer Gears			
ZTSPD16276 [74563]	Speedo gear	ZTSEA18662 [76005]	Front output seal
Gaskets & Gasket Sets			
ZTGASTC2030-9 [74586]	Adapter Gasket	ZTSEA18676 [75740]	Front output seal
ZTNP22408 [74415]	Tail housing gasket	ZTSEA21938 [74761]	Rear seal
		ZTSEA22306 [78037]	Oil pump seals
		ZTSEA33982 [74467]	Seal, 241DHD
		ZTSEA44435 [70552]	Seal
Synchronizers & Blockers			
ZTNP17772 [71627]	Synchro hub, '94 & up Chrysler		
ZTNP17915 [71566]	Mode synchro		
ZTNP4329524 [78123]	Synchro ring		
ZTSR15547 [78695]	Synchro ring		
ZTSR17779 [72423]	Synchro ring, '96 & up		

NP241 (Cont.)

PART #	Description	PART #	Description
Mainshafts, Input Shafts & Output Shafts		Sprockets & Hubs	
NP241 [74612]	Input shaft, 23 spline, 5" long	ZTNP15307 [74808]	Driven sprocket
ZTNP16959 [77310]	Input shaft, 241C 700	ZTNP16066 [78621]	Driven sprocket
ZTNP17118 [76569]	Input shaft, 241C 400	ZTNP16247 [78363]	Drive sprocket
ZTNP17953 [77782]	Input shaft, '94 & up 241DHD	ZTNP17521 [73507]	Range hub, '93 & up Chrysler
ZTNP17954 [77384]	Input shaft, 241DLD & 241DHD	ZTNP17813 [78317]	Drive sprocket, '94 & up
ZTNP19014 [78474]	Mainshaft, '95 & up 231C & 241C	ZTNP17814 [76393]	Drive sprocket
ZTNP19019 [77873]	Input shaft, '95 & up	ZTNP19114 [79287]	Range hubs
ZTNP19020 [75499]	Input shaft, '95 & up	ZTNP24271 [72111]	Synchro hub
ZTNP20480 [71679]	Mainshaft, '96 & down 241DHD, 19 1/2" long	ZTNP68001928AA [71904]	Range hub, '07 & up Jeep Rubicon
ZTNP20482 [73179]	Mainshaft, '96 & down 241DHD 18 1/2" long		
ZTNP21288 [73901]	Input shaft, '98 & up 241DHD, 23 spline		
ZTNP22390 [74317]	Input shaft, 23 spline, 5" long		
ZTNP22409 [75729]	Input shaft, manual		
ZTNP24955 [72519]	Mainshaft, 1997 Chrysler 241DHD, 31 spline, w/snapring grooves		
ZTNP24955-1 [72816]	Mainshaft, '98 & up Chrysler 241DHD, 31 spline, 19 3/8", w/o speedo grooves		
ZTNP32179 [76775]	Input shaft, 23 spline, 4.2" long		
ZTNP4338991 [71317]	Front output shaft		
ZTNP4746146 [72664]	Front output shaft, '94-'02 241DHD		
		Yokes	
		ZTY3-3-5631X [77994]	Yoke, 1410 u/joint, 31 spline, 7 3/4" long, '97 7 up
		ZTY40040694 [75438]	Yoke, 1480 u/joint, 31 spline, '97 & up Chrysler
		Oil Pumps	
		ZTNP16209 [75841]	Oil pump, 38 spline
		ZTNP50898 [75533]	Oil pump, '97 & up, 31 spline
		Small Parts Kits	
		ZTSP241-50 [77642]	Small parts kit

NP241C

PART #	Description
Chains	
ZTCHHV025 [78547]	Chain

NP242

PART #	Description	PART #	Description
Bearing Kits		Oil Pumps	
ZTBK242 [75883]	Bearing kit	ZTNP16209 [75841]	Oil pump, 38 spline
ZTBK242B [72206]	Bearing kit, '94 & up 242J, narrow input bearing		
ZTBK242C [71747]	Bearing kit, '02 & up Liberty		
ZTBK242D [74339]	Bearing kit, '98-'03 Chrysler, wide input bearing		
Case Halves		Planetaries & Planetary Parts	
ZTNP16222 [70895]	Tail housing	ZTNP4796903 [76013]	Planetary, '94 & up
ZTNP16426 [30833]	Front case half, 242J		
ZTNP4886373AA [76127]	Rear case half, 242J		
Chains		Seals	
ZTCHHV028 [79326]	Chain	ZTSEA19129 [71741]	Rear seal, non-tail style
		ZTSEA5065 [71008]	Seal, 2002 Liberty rear
Forks & Fork Small Parts		Small Parts & Miscellaneous	
ZTNP21222 [75442]	Range fork	ZTNP16217 [73836]	Oil filter
ZTNP4167969 [70666]	Fork pads	ZTNP16662 [76526]	Range shift hub
		ZTNP4798123 [73258]	Rear output dust boot
		ZTNP83503524 [71028]	Rear bearing retainer
		ZTNP83503527 [72897]	Input-to-planetary snap ring
		ZTNP83503542 [75586]	Mode sleeve
Gasket & Seal Kits		Small Parts Kits	
ZTTSK242 [74753]	Gasket & Seal kit	ZTSP242-50 [73545]	Small parts kit
Mainshafts, Input Shafts & Output Shafts		Sprockets & Hubs	
ZTNP16275 [74637]	Front output shaft, '87-'95 Cherokee	ZTNP16345 [77258]	Drive sprocket
ZTNP19061 [79430]	Input shaft, '95 & up, 23 spline, 4 1/4"	ZTNP16365 [77122]	Driven sprocket
ZTNP32179 [76775]	Input shaft, 23 spline, 4.2" long	ZTNP19068 [78225]	Range shift hub

NP241C

PART #	Description
Chains	
ZTCHHV025 [78547]	Chain

NP242

PART #	Description	PART #	Description
Bearing Kits			
ZTBK242 [75883]	Bearing kit	ZTNP16209 [75841]	Oil pump, 38 spline
ZTBK242B [72206]	Bearing kit, '94 & up 242J, narrow input bearing	Planetarys & Planetary Parts	
ZTBK242C [71747]	Bearing kit, '02 & up Liberty	ZTNP4796903 [76013]	Planetary, '94 & up
ZTBK242D [74339]	Bearing kit, '98-'03 Chrysler, wide input bearing	Seals	
Case Halves			
ZTNP16222 [70895]	Tail housing	ZTSEA19129 [71741]	Rear seal, non-tail style
ZTNP16426 [30833]	Front case half, 242J	ZTSEA5065 [71008]	Seal, 2002 Liberty rear
ZTNP4886373AA [76127]	Rear case half, 242J	Small Parts & Miscellaneous	
Chains			
ZTCHHV028 [79326]	Chain	ZTNP16217 [73836]	Oil filter
Forks & Fork Small Parts			
ZTNP21222 [75442]	Range fork	ZTNP16662 [76526]	Range shift hub
ZTNP4167969 [70666]	Fork pads	ZTNP4798123 [73258]	Rear output dust boot
Gasket & Seal Kits			
ZTTSK242 [74753]	Gasket & Seal kit	ZTNP83503524 [71028]	Rear bearing retainer
Mainshafts, Input Shafts & Output Shafts			
ZTNP16275 [74637]	Front output shaft, '87-'95 Cherokee	ZTNP83503527 [72897]	Input-to-planetary snap ring
ZTNP19061 [79430]	Input shaft, '95 & up, 23 spline, 4 1/4"	ZTNP83503542 [75586]	Mode sleeve
ZTNP32179 [76775]	Input shaft, 23 spline, 4.2" long	Small Parts Kits	
Sprockets & Hubs			
ZTSP242-50 [73545]	Small parts kit	ZTNP16345 [77258]	Drive sprocket
Shift Motors			
ZTSM600-902 [78059]	Shift motor	ZTNP16365 [77122]	Driven sprocket
Small Parts & Miscellaneous			
ZTNP1300-139-027 [77168]	Rear mainshaft snap ring	ZTNP19068 [78225]	Range shift hub
ZTNP16217 [73836]	Oil filter		
ZTNP4338910 [74248]	Planetary snap ring		
ZTNP83503527 [72897]	Input-to-planetary snap ring		
Sprockets & Hubs			
ZTNP15307 [74808]	Driven sprocket		
ZTNP17982 [75149]	Range hub		
ZTNP20939 [72498]	Drive sprocket, '96-'99		
Synchronizers & Blockers			
ZTSR20938 [74744]	Synchro ring, '96 & up		
Gasket & Seal Kits			
ZTTSK241D [72328]	Gasket & Seal kit, '02 & up		
ZTTSK243 [70933]	Gasket & Seal kit		
Seals			
ZTSEA22306 [78037]	Oil pump seals		

NP243

PART #	Description	PART #	Description
Bearing Kits			
ZTBK332 [70236]	Bearing kit, '95 & up		
Case Halves			
ZTNP41902 [75377]	Rear case half, '02 & up Chrysler		
Chains			
ZTCHHV025 [78547]	Chain		
Forks & Fork Small Parts			
ZTINSK207 [77133]	Fork pad kit		
ZTNP17991 [78895]	Range fork, '95 & up		
ZTNP24668 [79421]	Mode fork		
Oil Pumps			
ZTNP16209 [75841]	Oil pump, 38 spline		
Planetarys & Planetary Parts			
ZTNP17869 [74527]	Planetary, '94 & up		
Seals			
ZTSEA22306 [78037]	Oil pump seals		
Shift Motors			
ZTSM600-902 [78059]	Shift motor		
Small Parts & Miscellaneous			
ZTNP1300-139-027 [77168]	Rear mainshaft snap ring		
ZTNP16217 [73836]	Oil filter		
ZTNP4338910 [74248]	Planetary snap ring		
ZTNP83503527 [72897]	Input-to-planetary snap ring		
Sprockets & Hubs			
ZTNP15307 [74808]	Driven sprocket		
ZTNP17982 [75149]	Range hub		
ZTNP20939 [72498]	Drive sprocket, '96-'99		
Synchronizers & Blockers			
ZTSR20938 [74744]	Synchro ring, '96 & up		
Gasket & Seal Kits			
ZTTSK241D [72328]	Gasket & Seal kit, '02 & up		
ZTTSK243 [70933]	Gasket & Seal kit		
Seals			
ZTSEA22306 [78037]	Oil pump seals		

NP244

PART #	Description	PART #	Description
Bearing Kits			
ZTBK371B [30820]	Bearing kit, w/o fork pads	ZTNPNP244-70 [72037]	Range fork outer insert
ZTBK424 [71994]	Bearing kit, '01 & up Durango, 11 bolt case	ZTNPNP244-71 [75287]	Range fork inner insert
Case Halves			
ZTNP47995 [79281]	Front case half, '01-'06 Chrysler 244D	Shift Motors	
ZTNP5013858AA [79030]	Rear case half, 244D	ZTSM600-902 [78059]	Shift motor
Chains			
ZTCHHV084 [71313]	Chain, Durango, for double sprocket		

NP245

PART #	Description	PART #	Description
Chains			
ZTCHHV090 [77685]	Chain, '05 & up Jeep	Forks & Fork Small Parts	
		ZTNP48835 [30861]	Mode fork, w/rail
		ZTNP49495 [30862]	Range fork
Clutches & Clutch Parts			
ZTNP44995 [77581]	Clutch drum	Small Parts & Miscellaneous	
ZTNP49491 [70591]	Clutch pressure plate, inner	ZTNP45163 [73382]	Nylon washer, 3 tab
		ZTNP83503527 [72897]	Input-to-planetary snap ring
Seals			
ZTSEA45355 [75544]	Input seal	Sprockets & Hubs	
ZTSEA45579 [76794]	Front output yoke sleeve	ZTNP21400 [30906]	Range hub
ZTSEA46440 [72642]	Front output yoke sleeve	ZTNP44318 [70089]	Inner clutch hub

NP246

PART #	Description	PART #	Description
Bearing Kits			
ZTBK351 [71674]	Bearing kit, '98-'05	ZTNP17869 [74527]	Planetary, '94 & up
ZTBK351A [71618]	Bearing kit, '06 & up Chrysler	ZTNP19017 [74558]	Planetary, 4 pin
Case Halves			
ZTNP30597 [75917]	Front case half, '99-'02 246C	Seals	
ZTNP30603-30961 [74174]	Rear case half	ZTSEA22306 [78037]	Oil pump seals
ZTNP30603-30961KIT [71297]	Rear case kit	ZTSEA22441 [79387]	Seal
ZTNP30603-30961MAG [77884]	Rear case half	ZTSEA22507 [73987]	Rear seal
ZTNP42410 [70071]	Front case half, '03 & up 246C	ZTSEA22507TTO [73897]	Rear seal
ZTNP42410RP [71643]	Front case half, 246C	ZTSEA23740 [77551]	Front output seal
ZTNP56319 [30840]	Front case half, 246D	ZTSEA30138 [71305]	Front output seal
ZTNP56319RP [77065]	Front case half, Chrysler	ZTSEA4435 [70552]	Seal
		ZTSEA5018919AA [78993]	Tail housing plug seal, oblong
Chains			
ZTCHHV072 [79590]	Chain, 1 1/4" wide	Shift Cams, Shafts & Rails	
ZTCHHV090 [77685]	Chain, '05 & up Jeep	ZTNP45528 [73383]	Spined shift cam
Clutches & Clutch Parts			
ZTNP12100 [70969]	Clutch disc	Shift Motors	
ZTNP12120 [75180]	Clutch plate	ZTSM600-901 [74488]	Shift motor, D-shaped shift shaft
ZTNP22478 [70628]	Clutch spring, '98-'00	ZTSM600-910 [77216]	Shift motor, splined shaft
ZTNP22479 [78980]	Clutch drum snap ring	Small Parts & Miscellaneous	
ZTNP22497 [70981]	Clutch pressure plate	ZTNP16217 [73836]	Oil filter
ZTNP24854 [77920]	Clutch drum	ZTNP16684 [71978]	Oil pump snap ring
ZTNP27745 [79124]	Clutch pressure plate	ZTNP17863 [79130]	Annulus gear
ZTNP28399 [78376]	Clutch spring, 3 tab	ZTNP22449 [73731]	Tone wheel
ZTNP29879 [78771]	Clutch pack shim, 0.12"	ZTNP22451 [71892]	Snap ring
ZTNP29880 [74771]	Clutch pack shim, 0.16"	ZTNP22495 [74340]	Snap ring
ZTNP29882 [70088]	Clutch pack shim, 0.26"	ZTNP22506 [76255]	Rear mainshaft bearing outer snap ring
ZTNP29884 [79066]	Clutch pack shim, 0.36"	ZTNP246BOLTKIT [74204]	Case half bolt kit
ZTNP29886 [78334]	Clutch pack shim, 0.46"	ZTNP26070 [77492]	Front case stud
ZTNP29888 [75020]	Clutch pack shim, 0.56"	ZTNP26162 [73998]	Vent
ZTNP41382 [75263]	Clutch spring, 4"	ZTNP27746 [76531]	Apply plate spring, '01-'03
ZTNP52761 [78875]	Clutch hub, '98-'07	ZTNP27985 [71740]	Oil pump washer
ZTNP52761-2 [78602]	Clutch hub, '02-'07	ZTNP29781 [76274]	Coated plunger
ZTNP52766 [78703]	Clutch pressure plate, '04-'07	ZTNP30412 [74119]	Drain plug
		ZTNP4338910 [74248]	Planetary snap ring
Forks & Fork Small Parts			
ZTINSK207 [77133]	Fork pad kit	ZTNP45395 [70860]	Mounting stud
ZTINSK236 [73970]	Fork insert kit	ZTNP54319 [78537]	Oil pump clip
ZTNP23748 [71355]	Main shift fork rail	ZTNP83503527 [72897]	Input-to-planetary snap ring
ZTNP26542 [74780]	Range fork	ZTNPBRNY4080 [78889]	Case saver
ZTNP30081 [73529]	Mode fork, '98-'02	ZTNP109R [75948]	Seal installation tool
ZTNP40966 [30858]	Mode fork	Small Parts Kits	
		ZTSP246-50 [73366]	Small parts kit
Gasket & Seal Kits			
ZTTSK136 [75616]	Gasket & Seal kit	Sprockets & Hubs	
ZTTSK245J [79246]	Gasket & Seal kit, '05 & up Jeep	ZTNP17982 [75149]	Range hub
ZTTSK246 [74214]	Gasket & Seal kit	ZTNP31269 [78936]	Sprocket
Gaskets & Gasket Sets			
ZTGASTC2030-9 [74586]	Adapter Gasket	Yokes	
Mainshafts, Input Shafts & Output Shafts			
ZTNP29733 [73935]	Front output shaft	ZTY12479383 [74992]	Yoke, w/4L80 trans, 32 spline, 1 1.25" x 2.55" pattern, 7.8", w/o dampner
ZTNP50109 [30872]	Mainshaft	ZTY12479384 [79090]	Yoke, w/4L80 trans, 32 spline, 1 1.25" x 2.55" pattern, 7.8", w/ dampner
Oil Pumps			
ZTNP16686 [74145]	Oil pump	ZTY2-3-14241X [73753]	Yoke, 1330 u/joint, 32 spline, 1.032" x 3.62", 7.3" long
		ZTY2-3-14831X [77026]	Yoke, 1330 u/joint, 32 spline, 1.032" x 3.62", 7.3" long
		ZTY3-3-6421X [76196]	Yoke, 1.18" x 4.188" pattern, 8" long, outer snap ring
		ZTY40021420 [76751]	Rear slip yoke, 1.18" x 3.62" pattern, 7.75" long, outer snap ring
		ZTY5001646 [71549]	Yoke, 1.18" x 4.188" pattern, 8" long

NP247

PART #	Description	PART #	Description
Bearing Kits			
ZTBK484 [76337]	Bearing kit, '98 & up Jeep	ZTSEA19060 [75863]	Front output seal
Chains			
ZTCHHV071 [76617]	Chain	ZTSEA25952 [79665]	Seal
Forks & Fork Small Parts			
ZTNP17833 [72275]	Range fork	ZTSEA5018919AA [78993]	Tail housing plug seal, oblong
Gasket & Seal Kits			
ZTTSK247 [70255]	Gasket & Seal kit	ZTSEAS012 [76729]	O-ring
Mainshafts, Input Shafts & Output Shafts			
ZTNP27304 [78204]	Input shaft	Small Parts & Miscellaneous	
ZTNP5012313AA [73400]	Mainshaft	ZTNP25502 [78203]	Oil filter
Planetaries & Planetary Parts			
ZTNP4796903 [76013]	Planetary, '94 & up	ZTNP5013014AA [76937]	Mainshaft thrust washer
Sprockets & Hubs			
		ZTNP5013015AA [76504]	Mainshaft snap ring
		ZTNP83503527 [72897]	Input-to-planetary snap ring
Viscous Couplers			
		ZTNP25446 [78589]	Sprocket
		ZTNP26948 [77279]	Range hub
		ZTNP25457 [74539]	Viscous coupler, New
		ZTNP25457R [72125]	Viscous coupler, Rebuilt

NP249

PART #	Description	PART #	Description
Bearing Kits			
ZTBK196 [75931]	Bearing kit	ZTNP16686 [74145]	Oil pump
ZTBK249J [78500]	Bearing kit, '90-'94 Jeep	ZTNP29074 [74928]	Oil pump
ZTBK249JA [75739]	Bearing kit, '94 & up 249J	Planetaries & Planetary Parts	
Case Halves			
ZTNP16667 [30834]	Rear case half, 249J	ZTNP4796903 [76013]	Planetary, '94 & up
ZTNP17238 [30837]	Front case half	ZTNP53006087 [71583]	Planetary
ZTNP30603-30961 [74174]	Rear case half, Alum.	Small Parts & Miscellaneous	
ZTNP30603-30961KIT [71297]	Rear case kit	ZTNP16217 [73836]	Oil filter
ZTNP30603-30961MAG [77884]	Rear case half, Mag.	ZTNP16662 [76526]	Range shift hub
Chains			
ZTCHHV034 [71014]	Chain	ZTNP17509 [30898]	Differential assembly
Clutches & Clutch Parts			
ZTNP16659 [30851]	Clutch shaft	ZTNP17554 [30899]	Extension housing
Forks & Fork Small Parts			
ZTNP17833 [72275]	Range fork	Sprockets & Hubs	
ZTNP21222 [75442]	Range fork	ZTNP17548 [30903]	Drive sprocket
ZTNP4167969 [70666]	Fork pads	ZTNP17549 [30904]	Sprocket carrier
ZTNP4167970 [76819]	Rear fork center pads	ZTNP17555 [30905]	Output shaft driven sprocket
Gasket & Seal Kits			
ZTTSK249 [72197]	Gasket & Seal kit	ZTNP19068 [78225]	Range shift hub
NP249 Seals			
ZTSEA19244 [73293]	Input seal	Viscous Couplers	
		ZTNP26677 [76594]	Viscous coupler
		ZTNP26677R [78138]	Viscous coupler
Mainshafts, Input Shafts & Output Shafts			
ZTNP17822 [72758]	Input shaft, 249J, 23 spline	Planetaries & Planetary Parts	
ZTNP19061 [79430]	Input shaft, '95 & up, 23 spline, 4 1/4"	ZTNP4796903 [76013]	Planetary, '94 & up
ZTNP19063 [30868]	Mainshaft, '96-'98 249J	ZTNP53006087 [71583]	Planetary

NP261

PART #	Description	PART #	Description
Case Halves			
ZTNP21943 [74111]	Front case half, 261XHD	ZTTSK245J [79246]	Gasket & Seal kit, '05 & up Jeep
ZTNP25900 [75754]	Rear case half, XHD	ZTTSK261 [71715]	Gasket & Seal kit
ZTNP25900AFT [74403]	Rear case half, XHD	ZTTSK261XHD [71175]	Gasket & Seal kit, XHD
ZTNP25900AFTKIT [78687]	Rear case half	Bearing Kits	
ZTNP30603-30961 [74174]	Rear case half, Alum.	ZTBK371 [78552]	Bearing kit, '95 & up
ZTNP30603-30961KIT [71297]	Rear case kit	ZTBK371A [75111]	Bearing kit, auto trans
ZTNP30603-30961MAG [77884]	Rear case half, Mag.	Forks & Fork Small Parts	
ZTNP30959 [78439]	Front case half	ZTINSK261 [78815]	Fork insert kit
ZTNP30959RP [78061]	Front case half	ZTNP16199 [71669]	Mode fork return spring
Chains			
ZTCHHV069 [70070]	Chain, wide, part time	ZTNP17833 [72275]	Range fork
ZTCHHV072 [79590]	Chain, 1 1/4" wide	ZTNP27756 [78763]	Mode fork
ZTCHHV074 [72650]	Chain, 1 1/2" wide	ZTNP37284 [78419]	Range fork pad
Planetaries & Planetary Parts			
		ZTNP17869 [74527]	Planetary, '94 & up

Continued on next page

NP261 (Cont.)

PART #	Description	PART #	Description
Oil Pumps			
ZTNP16686 [74145]	Oil pump	ZTNP25847 [74129]	Front output shaft
ZTNP25904 [78790]	Oil pump, 49 spline	ZTNP25890 [74608]	Input shaft, 27 spline
Seals			
ZTSEA22507 [73987]	Rear seal	ZTNP27718 [74309]	Mainshaft, 32 spline
ZTSEA22507TTO [73897]	Rear seal	ZTNP29733 [73935]	Front output shaft
ZTSEA22441 [79387]	Seal	ZTNP42740 [77839]	Input shaft
ZTSEA23740 [77551]	Front output seal	ZTNP47936 [75724]	Mainshaft
ZTSEA30138 [71305]	Front output seal	ZTNP48714 [73071]	Mainshaft, 49 spline
ZTSEA4435 [70552]	Seal	Sprockets & Hubs	
ZTSEAA5012 [76729]	O-ring	ZTNP21965 [74001]	Drive/Driven sprocket
ZTSEAFNJ-16 [70557]	Shift shaft seal	ZTNP26948 [77279]	Range hub
Small Parts & Miscellaneous			
ZTNP21969 [79494]	Reluctor wheel	ZTNP27720 [79186]	Sprocket clutch gear
ZTNP22451 [71892]	Snap ring	ZTNP27721 [71428]	Sprocket carrier
ZTNP22506 [76255]	Rear mainshaft bearing outer snap ring	ZTNP40910 [76246]	Drive/Driven sprocket, 1.5" wide
ZTNP24576 [76298]	Tone wheel, 38 spline	ZTNP45109 [79484]	Sprocket carrier
ZTNP25502 [78203]	Oil filter	Synchronizers & Blockers	
ZTNP25902 [73630]	Tone wheel, 49 spline	ZTNP41061 [78907]	Mode synchro assembly
ZTNP26070 [77492]	Front case stud	ZTNP54069 [77633]	Mode synchro assembly
ZTNP27025 [72192]	Shift cam support	ZTSR21635 [71318]	Synchro ring, center fiber
ZTNP27761 [74297]	Range sleeve, hub	ZTSR26081 [73597]	Synchro ring outer blocker
ZTNP29781 [76274]	Coated plunger	ZTSR27722 [78857]	Synchro ring inner blocker
ZTNP30412 [74119]	Drain plug	Yokes	
ZTNP35212 [76845]	Oil tube	ZTY12479383 [74992]	Yoke, w/4L80 trans, 32 spline, 1.125" x 2.55" pattern, 7.8", w/o dampner
ZTNP4338910 [74248]	Planetary snap ring	ZTY3-3-6421X [76196]	Yoke, 1.18" x 4.188" pattern, 8" long, outer snap ring
ZTNP54319 [78537]	Oil pump clip	ZTY40021420 [76751]	Rear slip yoke, 1.18" x 3.62" pattern, 7.75" long, outer snap ring
ZTNP83503527 [72897]	Input-to-planetary snap ring	ZTY5001646 [71549]	Yoke, 1.18" x 4.188" pattern, 8" long
ZTNPBRNY4080 [78889]	Case saver	ZTY5001672 [73639]	Yoke, 1480 u/joint, 1.374" x 4.18" pattern, 8.34" long, Magna
ZTNP109R [75948]	Seal installation tool	ZTY5001683 [74249]	Yoke, 1410 u/joint, 1.188" x 4.180" pattern, 8.34" long
Small Parts Kits			
ZTSP261-50 [76311]	Small parts kit		

NP263

PART #	Description	PART #	Description
Bearing Kits			
ZTBK371 [78552]	Bearing kit, '95 & up	ZTGASTC2030-9 [74586]	Adapter Gasket
ZTBK371A [75111]	Bearing kit, auto trans	Mainshafts, Input Shafts & Output Shafts	
Case Halves			
ZTNP25900 [75754]	Rear case half, XHD	ZTNP25847 [74129]	Front output shaft
ZTNP25900AFT [74403]	Rear case half, XHD	ZTNP25890 [74608]	Input shaft, 27 spline
ZTNP25900AFTKIT [78687]	Rear case half	ZTNP27718 [74309]	Mainshaft, 32 spline
ZTNP30603-30961 [74174]	Rear case half, Alum	ZTNP29733 [73935]	Front output shaft
ZTNP30603-30961KIT [71297]	Rear case kit	ZTNP42740 [77839]	Input shaft
ZTNP30603-30961MAG [77884]	Rear case half, Mag.	ZTNP43996 [70221]	Input shaft, 263XHD
ZTNP45544 [76322]	Front case half, 263HD	ZTNP47936 [75724]	Mainshaft
ZTNP45545 [78568]	Front case half, 263XHD	ZTNP48714 [73071]	Mainshaft, 49 spline
Forks & Fork Small Parts			
ZTINSK261 [78815]	Fork insert kit	Oil Pumps	
ZTINSK271 [78718]	Fork insert kit	ZTNP16686 [74145]	Oil pump
ZTNP16199 [71669]	Mode fork return spring	ZTNP25904 [78790]	Oil pump, 49 spline
ZTNP23748 [71355]	Main shift fork rail	Yokes	
ZTNP27756 [78763]	Mode fork	ZTY12479383 [74992]	Yoke, w/4L80 trans, 32 spline, 1.125" x 2.55" pattern, 7.8", w/o dampner
ZTNP29227 [78312]	Range fork washer	ZTY3-3-6421X [76196]	Yoke, 1.18" x 4.188" pattern, 8" long, outer snap ring
ZTNP29228 [74510]	Range fork spring	ZTY40021420 [76751]	Rear slip yoke, 1.18" x 3.62" pattern, 7.75" long, outer snap ring
ZTNP32096 [30857]	Range fork bracket	ZTY5001646 [71549]	Yoke, 1.18" x 4.188" pattern, 8" long
ZTNP37284 [78419]	Range fork pad	ZTY5001672 [73639]	Yoke, 1480 u/joint, 1.374" x 4.18" pattern, 8.34" long, Magna
ZTNP41819 [76190]	Range fork	ZTY5001683 [74249]	Yoke, 1410 u/joint, 1.188" x 4.180" pattern, 8.34" long
ZTNP43682 [72877]	Range fork	Synchronizers & Blockers	
Chains			
ZTCHHV069 [70070]	Chain, wide, part time	ZTNP41061 [78907]	Mode synchro assembly
ZTCHHV074 [72650]	Chain, 1 1/2" wide	ZTNP4329524 [78123]	Synchro ring
Gasket & Seal Kits			
ZTTSK261 [71715]	Gasket & Seal kit	ZTNP54069 [77633]	Mode synchro assembly
ZTTSK261XHD [71175]	Gasket & Seal kit, XHD	ZTNP54069 [77633]	Synchro ring, center fiber
		ZTSR26081 [73597]	Synchro ring outer blocker
		ZTSR27722 [78857]	Synchro ring inner blocker

Continued on next page

NP263 (Cont.)

PART #	Description	PART #	Description
Small Parts & Miscellaneous		Small Parts Kits	
ZTNP17174 [77238]	Detent spring	ZTSP261-50 [76311]	Small parts kit
ZTNP17777 [76661]	Synchro key		
ZTNP17863 [79130]	Annulus gear	Shift Cams, Shafts & Rails	
ZTNP2124518 [70082]	Input snap ring	ZTNP45541 [73057]	Shift cam
ZTNP21969 [79494]	Reluctor wheel		
ZTNP22451 [71892]	Snap ring	Planetary & Planetary Parts	
ZTNP22506 [76255]	Rear mainshaft bearing outer snap ring	ZTNP17869 [74527]	Planetary, '94 & up
ZTNP22511 [78526]	Detent plug		
ZTNP24576 [76298]	Tone wheel, 38 spline	Seals	
ZTNP25502 [78203]	Oil filter	ZTSEA21938 [74761]	Rear seal
ZTNP25902 [73630]	Tone wheel, 49 spline	ZTSEA22507 [73987]	Rear seal
ZTNP26070 [77492]	Front case stud	ZTSEA22507TTO [73897]	Rear seal
ZTNP26162 [73998]	Vent	ZTSEA23740 [77551]	Front output seal
ZTNP29781 [76274]	Coated plunger	ZTSEA30138 [71305]	Front output seal
ZTNP30412 [74119]	Drain plug	ZTSEA4435 [70552]	Seal
ZTNP35212 [76845]	Oil tube	ZTSEAS012 [76729]	O-ring
ZTNP4338910 [74248]	Planetary snap ring		
ZTNP54319 [78537]	Oil pump clip	Sprockets & Hubs	
ZTNP83503527 [72897]	Input-to-planetary snap ring	ZTNP21965 [74001]	Drive/Driven sprocket
ZTNPBRNY4080 [78889]	Case saver	ZTNP26948 [77279]	Range hub
ZTNP109R [75948]	Seal installation tool	ZTNP27720 [79186]	Sprocket clutch gear
		ZTNP27721 [71428]	Sprocket carrier
		ZTNP40910 [76246]	Drive/Driven sprocket, 1.5" wide
		ZTNP41817 [75867]	Range hub
		ZTNP43681 [72112]	Range hub
		ZTNP45109 [79484]	Sprocket carrier
Shift Motors			
ZTSM600-907 [79017]	Shift motor, '02 & down GM, 2 pin pigtail		
ZTSM600-909 [73340]	Shift motor, '03-'07, 5 pin pigtail		

NP271

PART #	Description	PART #	Description
Bearing Kits		Seals	
ZTBK485 [70069]	Bearing kit, '99 & up Ford	ZTSEA23504 [71356]	Shift shaft seal
ZTBK485A [78381]	Bearing kit, '03 & up Chrysler	ZTSEA24288 [70781]	Rear output seal
		ZTSEA25626 [72384]	Input seal
		ZTSEA38249 [72041]	Rear output seal, Chrysler
Case Halves		Small Parts & Miscellaneous	
ZTNP24276 [75920]	Rear case half, '98 & up	ZTBSH45379 [72468]	Tail bushing, Chrysler
ZTNP26962 [72817]	Front case half, '98 & up Ford	ZTNP17823 [73909]	Mode synchro sleeve
ZTNP44701 [77100]	Rear extension housing	ZTNP17988 [71931]	Vent tube
ZTNP46903-46905 [70729]	Front case half, Chrysler	ZTNP24281 [73775]	Rear mainshaft snap ring
ZTNP51403 [30838]	Rear housing, '08-'13, 8.75" long, 2.83" O.D.	ZTNP31914 [75543]	Shift cam support nut
		ZTNP32419 [77018]	Shift cam, Chrysler, cast # IFC-32420
		ZTNP40877 [75408]	Indicator switch, Chrysler, 1.5" Hex
		ZTNP42295 [74772]	Shift cam support lug washer
		ZTNP45395 [70860]	Mounting stud
		ZTNP46234 [75964]	Shift cam, Chrysler, cast # 46234
		ZTNP48403 [78431]	Oil screen
		ZTNP83503527 [72897]	Input-to-planetary snap ring
Chains		Small Parts Kits	
ZTCHHV064 [71158]	Chain	ZTSP271-50 [76538]	Small parts kit
Forks & Fork Small Parts		Sprockets & Hubs	
ZTINSK207 [77133]	Fork pad kit	ZTNP24271 [72111]	Synchro hub
ZTINSK271 [78718]	Fork insert kit	ZTNP38304 [79449]	Range hub
ZTNP24262 [78410]	Mode fork	ZTNP40910 [76246]	Drive/Driven sprocket, 1.5" wide
ZTNP37284 [78419]	Range fork pad	ZTNP45952 [75947]	Sprocket carrier
ZTNP41113 [77609]	Range fork		
ZTNP41815 [71887]	Range fork	Yokes	
ZTNP41815K [30860]	Range fork	ZTY5183084AA [78736]	Slip yoke, 1480 u/joint, 34 spline, w/o balancer, 9.75" long, 2.3" seal dia.
		ZTY5183091AA [74060]	Slip yoke, 1480 u/joint, 34 spline, w/ balancer, 9.75" long, 2.3" seal dia.
		ZTY68003178AA [79540]	Slip yoke, 1480 u/joint, 34 spline, w/ balancer, 9.75" long, 2.3" seal dia.
Mainshafts, Input Shafts & Output Shafts			
ZTNP24257 [79175]	Input shaft, 31 spline		
ZTNP26605 [70965]	Input shaft, '99-'03 Ford 6 speed, 24 spline		
ZTNP42757 [71281]	Mainshaft		
ZTNP43218 [76241]	Mainshaft update kit, 271F		
ZTNP44631 [75233]	Input shaft, 34 tooth		
ZTNP44924 [74210]	Input shaft, Chrysler, 23 spline		
ZTNP44926 [70851]	Input shaft, Chrysler, 29 spline		
ZTNP45078 [70121]	Mainshaft, Chrysler		
ZTNP46018 [78411]	Front output shaft		
ZTNP49146 [77622]	Mainshaft, Chrysler		



Continued on next page

NP271 (Cont.)

PART #	Description	PART #	Description
Oil Pumps		Gasket & Seal Kits	
ZTNP25519 [72771]	Oil pump	ZTTSK273 [75192]	Gasket & Seal kit
		ZTTSK273D [78425]	Gasket & Seal kit, '03 & up Chrysler

NP273

PART #	Description	PART #	Description
Bearing Kits		Seals	
ZTBK485A [78381]	Bearing kit, '03 & up Chrysler	ZTSEA23504 [71356]	Shift shaft seal
Case Halves		ZTSEA24288 [70781]	Rear output seal
ZTNP24247 [77025]	Front case half	ZTSEA25626 [72384]	Input seal
ZTNP24276 [75920]	Rear case half, '98 & up	ZTSEA38249 [72041]	Rear output seal, Chrysler
ZTNP44701 [77100]	Rear extension housing	Shift Cams, Shafts & Rails	
ZTNP46903-46905 [70729]	Front case half, Chrysler	ZTNP38255 [73631]	Shift cam, Chrysler
ZTNP46905 [78825]	Front case half, Chrysler	Shift Motors	
ZTNP51403 [30838]	Rear housing, '08-'13, 8.75" long, 2.83" O.D.	ZTSM600-805 [72665]	Shift motor, 273F
Chains		Small Parts & Miscellaneous	
ZTCHHV064 [71158]	Chain	ZTBSH45379 [72468]	Tail bushing, Chrysler
Gasket & Seal Kits		ZTNP17823 [73909]	Mode synchro sleeve
ZTTSK273 [75192]	Gasket & Seal kit	ZTNP17988 [71931]	Vent tube
ZTTSK273C [77134]	Gasket & Seal kit, GM Topkick	ZTNP24281 [73775]	Rear mainshaft snap ring
ZTTSK273D [78425]	Gasket & Seal kit, '03 & up Chrysler	ZTNP48403 [78431]	Oil screen
Forks & Fork Small Parts		ZTNP49173 [30901]	Shift cam, Chrysler
ZTINSK271 [78718]	Fork insert kit	ZTNP83503527 [72897]	Input-to-planetary snap ring
ZTNP17896 [77325]	Range fork, '88-'95	Small Parts Kits	
ZTNP24262 [78410]	Mode fork	ZTSP271-50 [76538]	Small parts kit
ZTNP37284 [78419]	Range fork pad	Sprockets & Hubs	
ZTNP41224 [72842]	Range fork	ZTNP40910 [76246]	Drive/Driven sprocket, 1.5" wide
ZTNP41224K [30859]	Range fork	ZTNP45952 [75947]	Sprocket carrier
Mainshafts, Input Shafts & Output Shafts		Synchronizers & Blockers	
ZTNP26605 [70965]	Input shaft, '99-'03 Ford 6 speed, 24 spline	ZTNP26549 [74067]	Inner synchro ring
ZTNP42757 [71281]	Mainshaft, updated Ford	ZTNP30131 [72189]	Outer synchro ring
ZTNP43219 [78507]	Mainshaft update kit	ZTSR30130 [76602]	Synchro ring fiber blocker
ZTNP44631 [75233]	Input shaft, 34 tooth	Yokes	
ZTNP44924 [74210]	Input shaft, Chrysler, 23 spline	ZTY5183084AA [78736]	Slip yoke, 1480 u/joint, 34 spline, w/o balancer, 9.75" long, 2.3" seal dia.
ZTNP44926 [70851]	Input shaft, Chrysler, 29 spline	ZTY5183091AA [74060]	Slip yoke, 1480 u/joint, 34 spline, w/ balancer, 9.75" long, 2.3" seal dia.
ZTNP45078 [70121]	Bolt yoke Mainshaft, Chrysler	ZTY68003178AA [79540]	Slip yoke, 1480 u/joint, 34 spline, w/ balancer, 9.75" long, 2." seal dia.
ZTNP46018 [78411]	Front output shaft		
ZTNP49146 [77622]	Slip Yoke Mainshaft, Chrysler		
Oil Pumps			
ZTNP25519 [72771]	Oil pump		

NP273

PART #	Description
Shift Motors	
ZTSM600-935 [72759]	Shift motor, '05-'12, splined shaft
ZTSM600-936 [79010]	Shift motor, '03-'04, double-D shaft

NV143

PART #	Description
Case Halves	
ZTNP52095 [30839]	Front case half, '07-'11

NV144

PART #	Description
Shift Motors	
ZTSMUMM1144 [78712]	Shift motor, 144D

NV233

PART #	Description	PART #	Description
Shift Motors		Small Parts & Miscellaneous	
ZTSM600-935 [72759]	Shift motor, '05-'12, splined shaft	ZTNP51412 [74211]	Sensor hole plug
ZTSM600-936 [79010]	Shift motor, '03-'04, double-D shaft		

NV244

PART #	Description
Shift Motors	
ZTSM600-935 [72759]	Shift motor, '05-'12, splined shaft
ZTSM600-936 [79010]	Shift motor, '03-'04, double-D shaft
ZTSM600-935 [75340]	Shift motor, '04 & up Durango, splined shift shaft

NV245

PART #	Description
Shift Motors	
ZTSM600-915 [74736]	Shift motor

NV246

PART #	Description
Shift Motors	
ZTSM600-915 [74736]	Shift motor

NV273

PART #	Description
Shift Motors	
ZTSM600-935 [72759]	Shift motor, '05-'12, splined shaft
ZTSM600-936 [79010]	Shift motor, '03-'04, double-D shaft

Quadra-Trac

PART #	Description
Chains	
ZTCHHV007 [76024]	Chain
ZTTSK1305 [30863]	Gasket & Seal kit
ZTGASGS100138 [76421]	Adapter Gasket

Range Rover

PART #	Description
Shift Motors	
ZTSMIGH500040 [73536]	Shift motor, '04-'13 Range Rover

Suzuki

PART #	Description	PART #	Description
Bearing Kits			
ZTBK236 [78049]	Bearing kit, Samurai	Gasket & Seal Kits	
ZTBK236A [76052]	Bearing kit, '89 & up	ZTTSK236 [78287]	Gasket & Seal kit, Samurai
ZTBK236B [30819]	Bearing kit, '02 & up	Gaskets & Gasket Sets	
		ZTGASSUZ-55 [74526]	Gasket Set, Samurai

T10

PART #	Description
Gaskets & Gasket Sets	
ZTGAS10-55 [75359]	Gasket Set

T150

PART #	Description	PART #	Description
Bearing Kits			
ZTBK501 [73969]	Bearing kit, '04-'12	Seals	
		ZTSEA97238997 [79498]	Seal, '04-'12 rear
		ZTSEA97238999 [71262]	Seal, '04-'12
Forks & Fork Small Parts			
ZT15097234499 [30852]	Fork roller, '04-'12	Small Parts & Miscellaneous	
ZT15097300106 [79409]	Range fork, 04-'12	ZTBSH97381424 [77334]	Tail bushing, '04-'12
Gasket & Seal Kits			
ZTTSK150 [74241]	Gasket & Seal kit, '04-'12	Sprockets & Hubs	
		ZT15097358245 [73677]	Range hub, '04-'12
Planetarys & Planetary Parts			
ZT15097358244 [70145]	Planetary plate, '04-'12 Range hub, '04-'12 Range hub, '04-'12		

T18

PART #	Description
Gaskets & Gasket Sets	
ZTGASTC2030-10 [75840]	Gasket Set
ZTGASTC2030-20 [75351]	Adapter Gasket, Jeep

T56

PART #	Description
Seals	
ZTSEA1300-044-013 [71816]	Rear output seal, AeroStar

Toyota

PART #	Description	PART #	Description
Bearing Kits			
ZTBK195 [74831]	Bearing kit, '78-'88	Seals	
ZTBK195A [74114]	Bearing kit, '87 & up w/R151	ZTSEAASH42 [78758]	O-ring, H42
ZTBK195B [30816]	Bearing kit, '90 & up		



Nation's #1 drivetrain choice for installers



USA Standard Gear® offers the widest selection of aftermarket Manual Transmission and Transfer Case Components for thousands of applications. Affordability with no sacrifice to quality makes our line the clear choice for OE Replacement Drivetrain Parts you can depend on.

Find what you need at:

www.usastandardgear.com



Manual Transmission Component Parts

Manual transmission component parts from USA Standard Gear are available for many domestic & import applications including: NV4500, NV5600, NSG370, G56, S650, & many more.



The Standard for Driving Confidence.

41TE

PART #	Description	PART #	Description
Shift Motors		Small Parts & Misc.	
ZTSM600-935 [72759]	Shift motor, '05-'12, splined shaft	ZTNP51412 [74211]	Sensor hole plug
ZTSM600-936 [79010]	Shift motor, '03-'04, double-D shaft		

48RE

PART #	Description
Small parts	
ZMKITTC48REAC [74020]	Support, '03 & up Chrysler

A151

PART #	Description
Small parts	
ZMAX15-K5 [76001]	Spring key kit, w/ non-updated 5th gear

A230

PART #	Description
Small parts	
ZMSP307-50 [78193]	Small parts kit

A250

PART #	Description
Synchros, Blockers & Parts	
ZMSRWT243-14M [71937]	2nd & 3rd blocker, Dodge 3 speed

A435

PART #	Description	PART #	Description
Seals			
ZMSEA21103 [75272]	Rear seal	ZMSEA24910 [77804]	Rear seal ,2WD

A525

PART #	Description	PART #	Description
Bearing Kits		Forks, Pads & Parts	
ZMBK138WS [77322]	83 & up, w/ synchros	ZM5354295519 [76586]	Fork pad, black

A535

PART #	Description	PART #	Description
Forks, Pads & Parts		Small parts	
ZM5354295519 [76586]	Fork pad, black	ZM53515105 [72687]	Front case plug
Transmission Gears		ZM535-6 [76082]	Input retainer
ZM535-19 [76118]	5th gear	Seals	
Synchros, Blockers & Parts		ZMSEA19211 [76215]	Rear seal, 4WD
ZM535-2.5 [77753]	3rd, 4th, 5th & reverse synchro assembly	ZMSEA19601 [75624]	Rear seal, 4WD

A578

PART #	Description	PART #	Description
Bearing Kits		Seals	
ZMBK414 [74848]	95-'00 Chrysler passenger car, 5 speed	ZMSEA5415 [75953]	Shift shaft seal
ZMBK414A [77245]	01 & up Chrysler passenger car		
ZMBK414AWS [77658]	01 & up Chrysler passenger car, w/ synchros	Synchros, Blockers & Parts	
ZMBK414WS [76877]	95 & up Chrysler passenger car, 5 speed, w/ synchros	ZMA5784761119 [77321]	Reverse synchro ring bearing
Forks, Pads & Parts		ZMSRA578-14 [79074]	3rd, 4th, 5th & reverse cone blocker
ZMA5784874137 [78984]	5th & reverse fork	ZMSRA578-14A [76468]	1st & 2nd outer blocker, brass
ZMT3554796649AB [79335]	1st & 2nd fork	ZMSRA578-14B [74126]	1st & 2nd inner blocker, brass
ZMT3554796650 [70506]	3rd & 4th fork	ZMSRA578-14C [75462]	1st & 2nd center blocker, steel
		ZMSRK414A [75229]	Synchro ring kit, FWD

A833

PART #	Description	PART #	Description
Bearing Kits		Seals	
ZMBK130 [73182]	81 & up	ZMSEAAS114 [75634]	O-ring
ZMBK130WS [77519]	81 & up GM, w/ synchros	Small parts	
ZMBK340 [73685]	Chrysler passenger car	ZM83395938 [30572]	Cluster shaft needle bearing spacers
ZMBK340-1 [74694]	64-'69 Chrysler B-Body, 23 spline input	ZM833GL038 [72961]	3rd & 4th shift shaft, '64-'69
ZMBK340-2 [76119]	70 & up Chrysler car, 23 spline input, small block engine	ZM833GL221 [74516]	1st & 2nd shift shaft, '64-'69
ZMBK340-3 [75611]	70 & up Chrysler car, 23 spline input, big block engine	ZM833NP117920 [77023]	Front countershaft plug
ZMBK340-4 [78199]	66-'67 Chrysler passenger car, 18 spline input	ZM833P4529694 [74295]	Input retainer, 23 spline
ZMBK340-5 [77743]	68-'74 Chrysler passenger car, 18 spline input	ZM833P4529695 [73867]	Retainer, 4.8" O.D., 3.7" bolt pattern
ZMBK340WS [77554]	Chrysler passenger car, 4 speed, w/ synchros	ZM833P4529696 [75823]	Retainer, 4.8" O.D., 4.16" bolt pattern
ZMBK341 [70172]	76-'79 Chrysler passenger car, 4 speed	ZM833P4529697 [75450]	Input retainer, 18 spline
ZMBK341WS [74550]	76-'79 Chrysler passenger car, 4 speed, w/ synchros	ZM833WT294-3 [79647]	Countershaft pin
Clusters & Cluster Gears		ZMBSHT85-62 [72013]	Tail bushing
ZM833-8F [79278]	76-'80 Cluster	Hubs & Sliders	
ZM833WT294-8 [76519]	Cluster, '64-'70, 23 spline, 2.66 ratio	ZM833S-811 [77792]	1st & 2nd hub slider
ZM833WT294-8A [30571]	Cluster, '64-'75, 23 spline, 3.09 ratio	ZM833S-812 [76459]	3rd & 4th hub slider, '70-'75
ZM833WT294-8C [70351]	Cluster, '66-'70, 18 spline, 2.65 ratio	Small parts kits	
ZM833WT294-8E [76154]	Cluster, '71-'75, 18 spline, 2.44 ratio	ZMSP294-50 [75222]	Small parts kit
Forks, Pads & Parts		Synchros, Blockers & Parts	
ZM833WT294-23 [73994]	1st & 2nd fork, '64-'69	ZM8336024131 [77327]	3rd & 4th synchro snap ring
Gaskets & Gasket Sets		ZM833833-2.5A [71436]	3rd & 4th synchro assembly
ZMGAS294-55 [75396]	Gasket set	ZM833WT294-80C [74011]	1st & 2nd synchro assembly, '70-'81
ZMGAS294-55A [71609]	Gasket set, '66-'75	ZM833WT307-2.5A [74258]	3rd & 4th synchro assembly, '70-'75
ZMGSK340 [72700]	Gasket seal kit	ZMSRW294-14 [70937]	Synchro ring, early
ZMGSK833 [70786]	Gasket seal kit	ZMSRW294-14 [70746]	Synchro ring
Input Shafts		Transmission Gears	
ZM833-16E [74327]	76-'80, 24 tooth	ZM833-21G [74855]	2nd gear
ZM833-16F [72033]	23 spline	ZM833878430 [75697]	Overdrive gear, 18 tooth
ZM833WT294-16 [75857]	Input shaft, '64-'70, 23 spline, 24 tooth	ZM8334295104 [74865]	Reverse idler gear
ZM833WT294-16B [70266]	Input shaft, '66-'70, 18 spline, 21 tooth	ZM833GKA [73675]	64-'70 gear kit, 23 spline, 2.66 ratio
Seals		ZM833WT294-11 [72909]	3rd gear, '64-'70, 29 tooth
ZM8334531216AB [73644]	Booted rear seal	ZM833WT294-11C [70138]	3rd gear, '66-'70, 26 tooth, 2.65 ratio
ZMSEA10515 [76540]	Input seal, 23 spline	ZM833WT294-12 [70350]	1st gear, '64-'76, 23 spline, 35 tooth
ZMSEA11733 [71922]	Input seal, 18 spline	ZM833WT294-12A [73821]	1st gear, '66-'75, 18 spline, 33 tooth
ZMSEA15535 [75135]	Rear seal, small	ZM833WT294-21 [77356]	2nd gear, '64-'70, 23 spline, 34 tooth
		ZM833WT294-21C [74103]	2nd gear, '66-'70, 18 spline, 30 tooth

Acura

PART

Bearing Kits

PART #	Description
ZMBK323 [70503]	86-'87 Legend, 5 speed
ZMBK323WS [79341]	86-'87 Legend, 5 speed, w/ synchros
ZMBK350 [76804]	90 & up Integra, 5 speed
ZMBK390 [71090]	92 & up Integra & Civic, 1.6L
ZMBK390AWS [74582]	1993 Integra, w/ synchros
ZMBK390B [71736]	97-'01 Integra, 1.8L, 5 speed
ZMBK390BWS [78729]	97-'01 Integra, 1.8L, 5 speed, w/ synchros
ZMBK390WS [75525]	92 7 up Integra & Civic V-Tec, w/ synchros
ZMBK391 [74289]	94 & up Integra GS, 1.8L, 5 speed
ZMBK391WS [73926]	94 & up Integra GS, 1.8L, 5 speed, w/ synchros
ZMBK483A [74298]	02-'06 RSX, 5 & 6 speed

Description

PART

Seals

PART #	Description
ZMSEA15847 [71209]	Differential seal, Civic & Integra
ZMSEA3146 [77313]	Differential seal, Legend
ZMSEA5402 [74672]	Shifter seal, '02 & up Civic
ZMSEA6995 [77679]	Shift shaft seal, '02 & up Civic
ZMSEAC3-45 [70275]	Shift shaft seal, Legend

Description

Synchros, Blockers & Parts

PART #	Description
ZMSRHON-14C [77587]	1st & 2nd blocker, Legend
ZMSRHON-14D [76228]	3rd & 4th blocker, Legend

AR5

PART

Synchros, Blockers & Parts

PART #	Description
ZMSR19180579 [70161]	1st & 2nd synchro ring
ZMSR89048340 [79598]	4th gear synchro ring

Description

PART

PART #	Description
ZMSR89059573 [72731]	3rd gear synchro ring
ZMSR97164970 [71620]	5th gear synchro ring

Description

AX15

PART

Bearing Kits

PART #	Description
ZMBK163J [73264]	85 & up Jeep, 5 speed
ZMBK163JWS [76069]	85 & up Jeep, 5 speed, w/ synchros

Description

PART

PART #	Description
ZMSEA14730 [70810]	Rear seal, 2WD
ZMSEA19211 [76215]	Rear seal, 4WD
ZMSEA19601 [75624]	Rear seal, 4WD
ZMSEA2844 [77720]	Input seal

Description

Clusters & Cluster Gears

PART #	Description
ZMAX15-8 [79285]	Cluster, '86 & up, 6 cylinder

Countershafts & Countershafts Gears

PART #	Description
ZMAX83506242 [77620]	Countershaft clutch gear

Forks, Pads & Parts

PART #	Description
ZMAX5252057 [77471]	1st & 2nd fork
ZMAX5252058 [73966]	3rd & 4th fork
ZMAX5252059 [70497]	5th fork

Housings & Cases

PART #	Description
ZMAX4636372 [74463]	Extension housing, Dakota, 4WD
ZMAX4636373 [73790]	Extension housing, '92 & up Wrangler, 4WD
ZMAX83506224 [76502]	Extension housing, Jeep

Small parts

PART #	Description
ZMAX15-144 [75552]	Mainshaft bearing retainer
ZMAX15-K5 [76001]	Spring key kit, w/ non-updated 5th gear
ZMAX4636382 [76291]	Front bearing retainer, Jeep & Dakota
ZMAX4864226X [78674]	Shifter seat, Toyota
ZMAX5252037 [77967]	Shift socket rail
ZMAX5252041 [72060]	Shift socket
ZMAX5252052 [73013]	Input retainer, '86-'91
ZMAX83503109 [78141]	Extension housing shift plug
ZMAX83506008 [70261]	Counter ball
ZMAX83506220 [70931]	Front countershaft bearing snap ring
ZMAX83506245 [78232]	5th counter spacer
ZMAX83506267 [72431]	5th cluster snap ring
ZMAX83506268 [72295]	5th mainshaft snap ring
ZMBSH33548-31010 [74234]	Shift lever bushing, Toyota

Input Shafts

PART #	Description
ZMAX15-16 [70832]	Input shaft, '86-'91
ZMAX15-16A [76587]	Input shaft, '92 & up, 10 spline
ZMAX4897049AA [75560]	Input shaft, 14 spline, Dakota 2.5L

Seals

Mainshafts & Mainshaft Gears

PART #	Description
ZMAX15-21 [74891]	2nd mainshaft gear
ZMAX15-46 [77722]	5th gear mainshaft, 25 tooth
ZMAX4636379 [72822]	Mainshaft, 26 spline, Dakota & Jeep, 2WD
ZMAX4874288 [30574]	Mainshaft, 27 spline, 2WD
ZMAX83506243 [76273]	Mainshaft, 23 spline, Jeep, 4WD

Synchros, Blockers & Parts

PART #	Description
ZMAX15-15 [76786]	3rd & 4th synchro sleeve
ZMAX15-15C [79094]	5th synchro sleeve
ZMAX15-K1 [71757]	1st & 2nd synchro key kit
ZMAX15-K3 [77518]	3rd & 4th synchro key kit
ZMAX15-K5A [74397]	Spring key kit, w/ updated 5th gear
ZMAX4637532 [78710]	5th synchro keys
ZMAX4637534 [72308]	5th synchro springs
ZMAX83506086 [30575]	3rd & 4th synchro snap ring
ZMAX83506247 [70619]	1st & 2nd synchro hub
ZMAX83506248 [79015]	3rd & 4th synchro hub
ZMAX83506250 [70279]	1st & 2nd synchro keys
ZMAX83506251 [75838]	3rd & 4th synchro keys
ZMAX83506254 [79385]	1st & 2nd synchro springs
ZMAX83506255 [74006]	3rd & 4th synchro springs
ZMAX83506256 [75365]	5th synchro key
ZMSRTOY-14C [79082]	1st & 2nd blocker
ZMSRTOY-14D [76855]	3rd & 4th blocker
ZMSRTOY-14E [70377]	5th blocker

Transmission Gears

PART #	Description
ZMAX15-10 [77815]	Reverse idler gear
ZMAX15-11 [77428]	3rd gear, 31 tooth
ZMAX15-19 [78238]	5th gear upgrade kit
ZMAX15-36 [74307]	Reverse gear
ZMAX4636368 [76987]	1st gear

AX18

PART

Input Shafts

PART #	Description
ZMBA10-16 [71302]	Input shaft, Peugeot, 26 tooth

Description

AX4

PART #	Description	PART #	Description
AX4 Bearing Kits			
ZMBK160A [77412]	84 & up Jeep	ZMBK161A [71896]	84-'87 Cherokee

AX5

PART #	Description	PART #	Description
Bearing Kits			
ZMBK160A [77412]	84 & up Jeep		
ZMBK160AWS [78675]	84-'87 Jeep, w/ synchros		
ZMBK161A [71896]	84-'87 Cherokee		
ZMBK161LA [71798]	87 & up Jeep		
ZMBK161LAWS [72967]	87 & up Jeep, w/ synchros		
Clusters & Cluster Gears			
ZMAX5-8A [70559]	Cluster, '88 & up, 4 cylinder		
Countershafts & Countershafts Gears			
ZMAXG52-152 [79657]	5th countershaft clutch gear		
Forks, Pads & Parts			
ZMAX4740236 [73623]	3rd & 4th sleeve & fork		
ZMAX4746656 [72495]	5th fork, '93 & up		
ZMAX83500527 [74487]	1st & 2nd fork & rail update		
ZMAX83500637 [77472]	5th fork, '93 & down		
ZMAX83502662 [75752]	1st & 2nd fork		
ZMAXT90105-06143 [70368]	Fork bolt		
Housings & Cases			
ZMAX83506039 [78083]	Tail housing, Jeep		
Input Shafts			
ZMAX5-16A [77608]	Input shaft, '85-'87		
ZMAX5-16B [75490]	Input shaft, '87 & up Jeep		
Small parts			
ZMAX4864226X [78674]	Shifter seat, Toyota		
ZMAX4897133AA [30576]	Adapter		
ZMAX5-K3 [71494]	3rd & 4th spring key kit, '87 & down		
ZMAX5-K3A [71150]	3rd & 4th spring key kit, '88 & up		
ZMAX5-K5 [74827]	5th spring key kit		
ZMAX83500544 [76106]	Detent spring		
ZMAX83500546 [78173]	1st & 2nd rail snap ring		
ZMAX83500572 [78125]	Countershaft nut, Toyota		
ZMAX83500581 [79288]	Front snap ring, 2.05mm		
ZMAX83500583 [30577]	Cluster snap ring, 2.15mm		
ZMAX83500584 [77074]	Front cluster snap ring, 2.20mm		
ZMAX83500586 [76460]	Front cluster snap ring, 2.30mm		
ZMAX83500587 [77189]	5th mainshaft snap ring		
ZMAX83500623 [74078]	Drain plug		
ZMAX83500633 [76829]	Input retainer		
ZMAX83500641 [77185]	5th & reverse keys, Toyota		
ZMAX83500646 [73990]	Oil fill pipe		
ZMAX83502685 [77129]	Bearing retainer		
ZMAX83503112 [76780]	Input retainer, '87 & up		
ZMAX83506025 [74504]	5th gear spacer		
ZMAX83506026 [78107]	1st gear needle bearing sleeve		
ZMAX83506031 [73500]	1st gear needle bearing, '89 & up		
Small parts continued			
ZMAX83506034 [72742]	Retainer, '87 & up rear		
ZMAX83506036 [75893]	Shifter pod bolt		
ZMAX83506047 [79233]	3rd & 4th shifter rail		
ZMAX83506055 [70515]	3rd & 4th shifter rail		
ZMAX83506260 [78542]	5th cluster snap ring		
ZMAX83506264 [76726]	5th cluster snap ring		
ZMAX83506265 [79443]	5th cluster snap ring		
ZMAXG52-15 [74806]	5th & reverse sleeve, '93 & up		
ZMBSH33548-31010 [74234]	Shift lever bushing, Toyota		
Mainshafts & Mainshaft Gears			
ZMAX5-21A [73385]	2nd mainshaft gear, '88 & up		
ZMAX83500551 [72122]	2nd mainshaft gear, '84-'88		
ZMAX83500559 [78153]	Mainshaft, '84-'86, 4WD		
ZMAX83503105 [74871]	Mainshaft, '87 & up, 4WD		
Seals			
ZMSEA11615 [71835]	Rear seal, Mitsubishi, Nissan, Ford & Mazda, 4WD		
ZMSEA14730 [70810]	Rear seal, 2WD		
ZMSEA19211 [76215]	Rear seal, 4WD		
ZMSEA19601 [75624]	Rear seal, 4WD		
Small parts kits			
ZMSPAX5-50 [79213]	Small parts kit		
Synchros, Blockers & Parts			
ZMAX5-15 [77287]	5th & reverse synchro sleeve, '93 & down		
ZMAX5-K1 [76854]	1st & 2nd spring key kit		
ZMAX83500561 [79422]	1st & 2nd synchro hub		
ZMAX83500562 [78024]	3rd & 4th synchro hub, Toyota		
ZMAX83500564 [75934]	1st & 2nd synchro keys, Toyota		
ZMAX83500565 [71272]	3rd & 4th synchro keys		
ZMAX83500568 [74132]	3rd, 4th & 5th syncho springs		
ZMAX83500569 [75762]	1st & 2nd synchro springs		
ZMAX83500598 [70416]	3rd & 4th synchro & mainshaft snap ring		
ZMAX83506027 [77120]	3rd & 4th synchro hub, '88 & up		
ZMAX83506029 [76398]	3rd & 4th synchro key		
ZMRSRT0Y-14 [70128]	3rd, 4th & 5th blocker		
ZMRSRT0Y-14A [73879]	Synchro ring, Toyota		
Transmission Gears			
ZMAX-36 [76999]	Reverse gear		
ZMAX4897102AA [70297]	Reverse idler gear, 29 tooth, 1.275" I.D.		
ZMAX5-12A [74751]	1st gear, 33 tooth, '88 & up		
ZMAX83500550 [73191]	1st gear		
ZMAX83503555 [74957]	Reverse idler gear, 29 tooth, Toyota		
ZMAXG52-11 [74244]	3rd gear, '88 & up		
ZMAXG52-5 [75172]	5th gear set, Toyota		
ZMAXG52-5L [76597]	5th gear set, Toyota		

C4

PART #	Description
Yokes	
ZMYYEY1330-5500 [71243]	1330 u/joint, 28 spline, 6" long

C56

PART #	Description	PART #	Description
Bearing Kits			
ZMBK418BWS [77859]	04 & up MR2 & Celica, 5 speed, w/ synchros	ZMC5633368-20090 [77555]	Synchro ring, Toyota
Hubs & Sliders			
ZMC5633364-20051 [75022]	3rd & 4th slider	ZMSR33038-20010 [78515]	2nd gear synchro ring
ZMC56-40 [73976]	5th hub & slider	ZMSR33368-20061 [78636]	3rd gear synchro ring
Small parts			
ZMC56-144 [72797]	Rear retainer, Toyota	Transmission Gears	
ZMC56-394 [72382]	Differential, Toyota FWD	ZMC56-4 [78164]	4th gear set, Toyota
		ZMC56-5 [75591]	5th gear set, Toyota
		C60 Bearing Kits	
		ZMBK256 [77803]	00 & up Celica, 6 speed
		ZMBK256AWS [75261]	00 & up Celica, 6 speed, w/ synchros

C60

PART #	Description
Synchros, Blockers & Parts	
ZMSRK256 [75744]	Synchro ring kit, '00-'02 Celica, 6 speed

CH465

PART #	Description	PART #	Description
Clusters & Cluster Gears			
ZM465WT304-34 [30580]	3rd gear cluster	ZM465335366 [70323]	Mainshaft locknut washer
ZM465WT304-3A [71588]	Cluster, '78 & up	ZM4653901177 [72012]	Input oil slinger
ZM465WT304-9A [77695]	Cluster drive gear, 40 tooth	ZM4653932267 [79114]	3rd gear thrust washer
Forks, Pads & Parts			
ZM4653727182 [72007]	Reverse fork retainer clip	ZM465WT304-28 [75148]	Shifter
ZM4653978731 [74069]	Reverse fork shift spring	ZM465WT304-28A [70759]	Shift stick
ZM465WT304-23 [76566]	1st & 2nd fork	ZM465WT304-6 [78930]	Input retainer
ZM465WT304-23A [78632]	3rd & 4th fork, cast iron	ZM465WT304-90 [72536]	Yoke nut, 2WD
ZM465WT304-23G [72247]	Reverse fork, '88 & up	ZM465WT304-90A [72522]	Mainshaft nut
ZM465WT304-23H [75030]	3rd & 4th fork	ZM465WT304-91 [71493]	3rd & 4th countershaft spacer
Gaskets & Gasket Sets			
ZMGAS304-55 [71359]	Gasket set, no seals	ZM465WT304-K1 [79085]	1st & 2nd key & spring kit
ZMGSK129 [77285]	Gasket seal kit	ZM465WT304-K3 [70968]	3rd & 4th key & spring kit
Input Shafts			
ZM465WT304-16 [74219]	68-'88, 1.5"	ZMBSHWT304-19 [71479]	2nd gear bushing, 1.84" long
ZM465WT304-16A [72155]	68-'91	ZMBSHWT304-19A [73842]	3rd gear bushing
Mainshafts & Mainshaft Gears			
ZM465WT304-2A [73012]	Mainshaft, 15 5/8" long, 35 spline	ZMBSHWT304-19B [71265]	1st gear bushing, 1.86" long
ZM465WT304-2C [74531]	Mainshaft, 10 spline, 4WD	Synchros, Blockers & Parts	
Seals			
ZMSEA16054 [70614]	Input seal	ZM465AWT304-2.5 [74344]	3rd & 4th synchro assembly
ZMSEA19982 [70160]	Rear seal, '88 & up, 2WD	ZM465WT304-15 [75638]	3rd & 4th synchro sleeve
Small parts kits			
ZMSP304-50 [71542]	Small parts kit	ZM465WT304-2.5 [75874]	3rd & 4th synchro hub
		ZM465WT304-80 [72661]	1st & 2nd synchro assembly
		ZMSRWT304-14A [77833]	3rd & 4th blocker
		ZMSRWT304-83A [74847]	2nd blocker
Transmission Gears			
		ZM465WT304-10 [77579]	Reverse idler gear, 23 tooth
		ZM465WT304-11 [70112]	3rd gear
		ZM465WT304-11AX [76659]	3rd gear & sleeve kit
		ZM465WT304-12 [78483]	1st gear, 39 tooth
		ZM465WT304-21 [78691]	2nd gear
		ZM465WT304-36 [77159]	Reverse gear

Chrysler

PART #	Description	PART #	Description
Bearing Kits		Chrysler Input Shafts	
ZMBK145 [79725]	80 & up D50, w/ double ball bearing	ZM50-16B [74950]	Dodge Raider
ZMBK145WS [74611]	80 & up D50, w/ double ball bearing, w/ synchros	Chrysler Seals	
ZMBK183WS [30634]	84-'87 Colt, w/ blockers	ZMSEA13947 [71162]	Rear seal, F150 & D50
ZMBK189 [70874]	87 & up Raider	ZMSEA13961 [75829]	Differential seal, Colt & Vista
ZMBK201 [30630]	81 & up Colt	ZMSEA13970 [78184]	Front output seal, '89-'93 Chrysler
ZMBK201WS [30629]	80-'85 Colt, Mitsubishi & Hyundai, FWD	ZMSEA14705 [78523]	Adapter seal
ZMBK204 [30633]	84 & up Colt & Hyundai, 4 speed	ZMSEA15835 [72414]	Rear axle seal, Caravan
ZMBK232A [73592]	87 & up Colt	ZMSEA16521 [74632]	Input seal, Chrysler
ZMBK232CWS [72938]	93 & up Colt, 5 speed, w/ synchros	ZMSEA23617 [79371]	Rear hub seal, '03-'06 Sprinter, SRW
ZMBK271 [30636]	84-'89 Colt & Vista, 4WD	ZMSEA26153 [76710]	Full time Front hub seal, Chrysler
ZMBK274 [72844]	87 & up FWD, 5 speed	ZMSEA29485 [70988]	Rear hub seal, '03-'06 Sprinter, DRW
ZMBK274WS [30649]	87 & up FWD, 5 speed, w/ synchros	ZMSEA33807 [74033]	Wheel seal, Chrysler
ZMBK308AWS [78370]	92-'05 Ram, w/ synchros	ZMSEA68026295AA [72707]	Front output shaft, '08-'11 Dakota
ZMBK358AWS [79172]	90 & up Laser & Talon, w/ synchros	ZMSEA9705 [70254]	Input shaft seal, Colt
ZMBK358WS [75557]	90 & up Talon & Laser	Synchros, Blockers & Parts	
ZMBK361 [72219]	89 & up Talon, 5 speed, 4WD	ZMSRMD-14C [72508]	3rd, 4th, & 5th blocker, Colt
ZMBK361AWS [79597]	96-'97 Talon, AWD, w/ synchros	ZMSRMD-14D [72987]	Reverse blocker, 30 tooth
ZMBK361BWS [70197]	94-'95 Talon, AWD, 3 piece 2nd, w/ synchros	ZMSRMD734841 [30772]	2nd gear, '90 & up Talo
ZMBK361CWS [30665]	96-'97 Eagle, 5 speed, 4WD		
ZMBK361WS [70412]	89 & up Eagle, 5 speed, w/ synchros		
ZMBK363 [71303]	89 & up		
ZMBK366BWS [30802]	90-'92 Stealth, 3.0L		
ZMBK366DWS [73906]	96-'97 Talon, 2.0L, w/ synchros		
ZMBK366EWS [76126]	92 & up Stealth & 3000GT, w/ synchros		
ZMBK366WS [30655]	90 & up turbo Talon, Eclipse & Laser		
ZMBK453 [79720]	03 & up Neon SRT Turbo		
ZMBK453WS [78200]	03 & up Neon SRT Turbo, w/ synchros		

D50

PART #	Description	PART #	Description
Bearing Kits		Input Shafts	
ZMBK150 [79622]	80 & up, w/ single ball bearing	ZMD50-16 [76508]	Input shaft
ZMBK150WS [78330]	80 & up, w/ single ball bearing, w/ synchros	Seals	
ZMBK180 [74958]	87-'91 D50, 4 speed	ZMSEARS5F50-45 [71311]	Shift shaft seal
ZMBK180WS [78163]	86 & up Dodge, 5 speed, w/ synchros		
ZMBK181 [74520]	80-'86 Dodge		
ZMBK189WS [75371]	87 7 up Dodge, 5 speed, w/ synchros		

Dana 28

PART #	Description	PART #	Description
Bearing Kits		Small parts	
ZTBK18B [74238]	Bearing kit, 3/4" idler shaft	ZMSEAA5029 [72309]	O-ring, Aerostar

F5M33

PART #	Description	PART #	Description
Bearing Kits		Hubs & Sliders	
ZMBK366AWS [30608]	89-'90 Dodge	ZMMITF5M33-141 [71612]	1st & 2nd slider, 1.133" wide
ZMBK366CWS [74084]	92 & up Dodge, w/ synchros		

F5M42

PART #	Description
Small parts	
ZMMITMD747279 [72261]	Quill tube, Mitsubishi, 5 speed

Ford

PART #	Description
Synchros, Blockers & Parts	
ZMSR1L5Z-7107DA [71490]	3rd & 4th synchro ring, '01 & up
ZMSRF1TZ-7107AA [72649]	Reverse synchro ring
ZMSRK248A [78286]	Synchro ring kit, '92 & up F150
ZMSRK396 [76330]	Synchro ring kit, '93 & up, 6 speed
ZMSRM5R1-14 [77286]	Reverse blocker, '88-'91 Ranger, 36 tooth
ZMSRM5R1-14B [76188]	5th blocker, '91 & up Ranger, 30 tooth
ZMSRM5R1-14C [71157]	Reverse blocker, '91-'00 Ranger, 30 tooth
ZMSRM5R2-14 [73364]	Reverse blocker, '88-'90 F150, 42 tooth
ZMSRM5R2-14A [78807]	5th blocker, '91 & up F150, 33 tooth
ZMSRM5R2-14D [70710]	Reverse blocker, '91-'99 F150, 33 tooth
ZMSRM5R2-14E [78121]	1st through 4th blockers, '88-'00 Ranger, 42 tooth
ZMSRM5R2-14G [74787]	1st through 4th blockers, F150
ZMSRMAZ-14A [70980]	5th blocker, '88-'91 Ranger, 36 tooth
ZMSRMAZ-14M [78856]	1st through 4th blockers, Escort
ZMSRMAZ-14Q [79605]	5th blocker, Escort
ZMSRMIT-14H [71743]	Reverse blocker, '88 & up Ranger
ZMSRMTX75-14A [77176]	4th, 5th & reverse blocker, Contour & Focus
ZMSRMTX75-14B [76500]	1st & 2nd blocker, Contour & Focus
ZMSRMTX75-14C [78005]	3rd blocker, Contour & Focus
ZMSRXL3Z-7107AA [77237]	3rd blocker, '00 & up F150
ZMSRXL3Z-7107BA [70877]	2nd blocker, '00 & up F150, 3 piece
ZMSRXL3Z-7107CA [76237]	Reverse blocker, '00 & up F150

PART #	Description
Seals	
ZMSEA1177 [71416]	Differential seal, Countour & Focus
ZMSEA13947 [71162]	Rear seal, F150 & D50
ZMSEA15005 [76368]	Seal, 3 speed
ZMSEA1673 [79008]	Input seal, '88-'04 F150
ZMSEA16901 [72600]	Differential seal, FWD, 5 speed
ZMSEA16X25X9 [74811]	Shift shaft seal, Focus
ZMSEA17386 [77389]	Input seal, Aerostar
ZMSEA18623 [71714]	Front output seal, Aerostar
ZMSEA2245 [76004]	Rear seal, F150 & Ranger, 2WD
ZMSEA2655 [73079]	Rear seal, Ranger
ZMSEA27427 [75673]	Input seal, Contour & Focus
ZMSEA5L8Z-4B416AA [70569]	Axle seal, Escape
ZMSEA7048 [74533]	Input seal, Focus
ZMSEA8545 [78985]	Input seal, Aspire & Festiva
ZMSEA9514 [75986]	Input seal, Escort
ZMSEACR3541 [76716]	Rubber oil guide seal, Ranger
ZMSEAYL8Z-7H426BA [30682]	07-'12 Edge & Fusion

PART #	Description
Mainshafts & Mainshaft Gears	
ZMTREWT296-2E [72581]	Mainshaft, Mustang, 31 spline, 3 13/16" long

PART #	Description
Gaskets & Gasket Sets	
ZMGASM5R1-55 [75001]	Top cover gasket, Ranger
ZMGASM5R2-55 [75975]	Top cover gasket, F150

PART #	Description
Input Shafts	
ZMMIT-16F [74556]	85-'87 Ranger & Mitsubishi

PART #	Description
Small parts	
ZMSEACR3421 [77222]	Oil baggle, F150

PART #	Description
Transmission Gears	
ZMTREWT296-11A [74266]	3rd gear, Mustang, 25 tooth, 3.567" O.D.
ZMTREWT296-21A [78678]	2nd gear, Mustang, 31 tooth, 4.094" O.D.

PART #	Description
Bearing Kits	
ZMBK112AWS [71113]	77-'87, 3 speed, w/ synchros
ZMBK112WS [70757]	77-'87, 3 speed, w/ synchros
ZMBK113 [70038]	77-'83 Ford passenger car
ZMBK135WS [76155]	64-'73 passenger car, w/ synchros
ZMBK137AD [30631]	82-'86 Ranger, 4 speed
ZMBK143 [76436]	Ranger, 4 speed
ZMBK144LWS [73416]	84-'87, 5 speed, w/ synchros
ZMBK144WS [77734]	83-'85, 5 speed, w/ synchros
ZMBK151B [77997]	90 & up, 2WD
ZMBK159 [30637]	85 & up Escort
ZMBK159BWS [30803]	Taurus SHO, w/ synchros
ZMBK159WS [30632]	83-'87 Ford/Mercury passenger car, 5 speed, w/ synchros
ZMBK183 [30638]	85 7 up Vista, 4WD
ZMBK200 [71050]	87 & up Festiva, 5 speed
ZMBK200AWS [71456]	87 & up Festiva, 4 speed, w/ synchros
ZMBK200WS [78485]	87 & up Festiva, 5 speed, w/ synchros
ZMBK210AWS [77959]	88 & up, FWD, w/ synchros
ZMBK210CWS [76156]	99 & up Escort, 2.0L, w/ synchros
ZMBK247AWS [72911]	88 & up Ranger & B2000, w/ synchros
ZMBK277 [79663]	90 & up Escort & Protégé, 5 speed
ZMBK277A [79510]	94 & up Escort, 5 speed 1.9L
ZMBK277AWS [70426]	94 & up Escort, 5 speed 1.9L, w/ synchros
ZMBK277WS [30661]	91-'94 Escort, 5 speed
ZMBK303 [30651]	88 & up Probe, 5 speed
ZMBK303WS [30652]	88 & up Probe, 5 speed, w/ synchros
ZMBK334 [78097]	95-'98 Contour twin cam, 5 speed
ZMBK334A [77031]	99 & up Cougar, 5 speed
ZMBK334AWS [75824]	99 & up Cougar, 5 speed, w/ synchros
ZMBK334WS [71638]	93 & up Contour, 5 speed, w/ synchros
ZMBK369 [71274]	90 & up Aerostar

G238

PART #	Description
Seals	
ZMSEA20546 [71868]	Rear seal, '05 & up Chrysler
ZMSEA5143835AA [71649]	Front cluster plug seal, '05 & up Chrysler, 6 speed
Small parts	
ZMSEA7502 [71548]	Countershaft plug, Chrysler

PART #	Description
Synchros, Blockers & Parts	
ZMG2385143923AA [30610]	5th & 6th synchro, '05-'08 Ram 1500, 6 speed
ZMSR5143924AA [73423]	1st & 2nd synchro ring, '05-'08 Dodge 1/2 ton, 6 speed
ZMSR5143925AA [76346]	Reverse synchro ring, '05-'08 Dodge 1/2 ton
Transmission Gears	
ZMG2385143858AA [71600]	2nd gear, '05-'08 Chrysler, 6 speed
ZMG2385143859AA [79444]	1st gear, '05-'08 Chrysler, 6 speed

G360

PART #	Description	PART #	Description
Gaskets & Gasket Sets			
ZMGSK261 [76297]	Gasket seal kit, '89-'91 Dodge	ZMGET219-2151 [76743]	Top cover plug
Input Shafts			
ZMGETG360-16 [70218]	Chrysler	ZMGET4373814 [78511]	Reverse switch
Seals			
ZMSEA19760 [76404]	Rear seal, '89-'93 Chrysler, 2WD	ZMGETG360-6 [72934]	Input retainer, Chrysler
ZMSEA5152 [73736]	Countershaft plug seal, Chrysler	ZMGETG360-70 [70556]	Shift stub
Synchros, Blockers & Parts			
ZMGETG360-2.5 [72319]	3rd & 4th synchro assembly, Chrysler	ZMGETG360-90 [79087]	Mainshaft nuts, Chrysler, 2WD
ZMGETG360-40 [72369]	5th & reverse synchro, Chrysler	ZMGETG360-97 [78934]	Countershafts snap ring
ZMGETG360-80 [75319]	1st & 2nd synchro assembly	ZMGETG360-K1 [73482]	1st & 2nd spring & ball kit
ZMSRG360-83 [77349]	1st 7 2nd blocker, Dodge	ZMGETG360-P1 [74337]	Shift pin, Chrysler
ZMSRK261 [79376]	Synchro ring kit	ZMGETG360-ROLLPIN [73659]	Fork roll pin
		ZMGETWT290-K [75646]	Spring & key kit
		ZMNGK360 [79100]	Needle bearing kit
		ZMSMKG360 [77203]	Countershaft shim kit
		ZMSMKG360A [76187]	Input shaft shim kit
		ZMSPD4549212 [74991]	Speedo gear
		ZMSPD4740164 [74837]	Speedo gear, Chrysler

G56

PART #	Description	PART #	Description
Bearing Kits			
ZMBK474 [74321]	05 & up Mercedes, 6 speed	ZMG565142733AB [70572]	Main case, 5.9L & 6.7L
ZMBK474WS [71475]	05 & up Mercedes, 6 speed, w/ synchros	ZMG565142734AB [70600]	Tail housing
ZMBK474WSMK [77854]	05 & up Mercedes, 6 speed, w/ synchros	Mainshafts & Mainshaft Gears	
Clutches & Clutch Parts			
ZMCL63301405 [77838]	Clutch kit, '05-'12 Chrysler 5.9L	ZMG56-11 [75808]	3rd gear mainshaft, '05 & up
Countershafts & Countershafts Gears			
ZMG56-9 [70116]	5th & 6th gear countershaft	ZMG56-18 [70289]	6th gear mainshaft, Mercedes, 23 tooth
ZMG56-9A [71385]	5th & 6th gear countershaft	ZMG56-2 [70561]	Mainshaft, '05 & up Mercedes, 6 speed
Forks, Pads & Parts			
ZMG56-23B [30613]	5th & 6th shift fork, '05 & up Mercedes	ZMG56-21 [30611]	2nd gear, '05 & up, on mainshaft
Hubs & Sliders			
ZMG56-111 [75208]	3rd & 4th hub	ZMG56-36 [77942]	Reverse gear mainshaft, 05& up
ZMG56-131 [74933]	5th & 6th hub	ZMG565142829AA [79348]	1st gear mainshaft
ZMG56-136 [75738]	5th & 6th slider	Input Shafts	
ZMG56-15 [77714]	3rd & 4th slider	ZMG56-16 [70567]	05-'09, 6 speed, 5.9L
ZMG56-2.5 [72373]	3rd & 4th hub & slider, w/o keys or springs	ZMG56-16A [70028]	07 7 up, 6 speed, 6.7L
ZMG56-37 [77832]	1st & 2nd hub	Synchros, Blockers & Parts	
ZMG56-40 [71342]	Reverse hub & slider	ZMG565142828AA [73427]	Synchro assembly snap ring
ZMG56-50 [70029]	5th & 6th hub & slider, w/o keys or springs	ZMG565142834AB [70319]	Reverse synchro assembly, Mercedes, 6 speed
ZMG56-80 [71024]	1st & 2nd hub slider, w/o keys or springs	ZMG565142838AA [71758]	3rd & 4th synchro assembly, Mercedes, 6 speed
Small parts			
ZMCL5291116 [79155]	Master, slave & line	ZMG565142839AA [78271]	5th & 6th synchro assembly, Mercedes, 6 speed
ZMG56-41 [75122]	Input bearing oil supply sleeve	ZMG565142840AA [73403]	3rd & 4th synchro snap ring kit
ZMG565133838AA [75718]	Magnetic drain plug	ZMG56-77 [79454]	Synchro keys, cast iron
ZMG565142730AA [75816]	Detents, Mercedes, 6 speed	ZMG56-78 [76317]	Synchro hubs
ZMG565142830AA [70906]	1st gear needle bearing	ZMSRG56-14 [70963]	5th & 6th synchro ring
ZMG565142831AA [74181]	1st gear mainshaft thrust washer	ZMSRG56-14A [70766]	1st & 2nd synchro ring
ZMG565142835AA [78989]	Rear mainshaft snap ring kit	ZMSRG56-14AC [77090]	1st & 2nd center synchro ring
ZMG565142842AA [73587]	4th gear needle bearing	ZMSRG56-14AI [74332]	1st & 2nd inner synchro ring
ZMG565142843AA [79279]	4th gear mainshaft thrust washer	ZMSRG56-14AO [78966]	1st & 2nd outer synchro ring
ZMG565142844AA [73339]	4th gear snap ring kit	ZMSRG56-14B [78806]	3rd & 4th synchro ring
ZMG565142846AA [78587]	6th gear needle bearing, Mercedes	ZMSRG56-14BC [77696]	3rd & 4th center synchro ring
ZMG565142847AA [73380]	Mainshaft pilot bearing snap ring	ZMSRG56-14BI [72601]	3rd & 4th inner synchro ring
ZMG565143923AA [30612]	Drain plug washer	Synchros, Blockers & Parts continued	
ZMG565166045AB [76639]	Hemi input bearing, Mercedes, 6 speed, non-diesel	ZMSRG56-14B0 [71133]	3rd & 4th outer synchro ring
ZMG5668038908AA [79448]	Front cluster snap ring	ZMSRG56-14C [75266]	Reverse synchro ring set
ZMG56-6C [72570]	Bearing retainer	ZMSRK474 [78620]	Synchro ring kit, 6 speed
ZMG56-86 [77421]	Shifter boot	Transmission Gears	
ZMG56COOLER [73232]	Cooper adapter (pair)	ZMG56-2.5A [77446]	3rd & 4th assembly
ZMG56-K1 [77547]	Key & spring kit	ZMG56-28 [78887]	1st clutch gear
ZMNVCOOLER [72770]	Cooler	ZMG56-28A [71480]	2nd clutch gear
ZMSEA21328 [77514]	Pocket bearing seal	ZMG56-28B [72496]	3rd clutch gear
ZMSMKG56 [79052]	Countershaft shim kit	ZMG56-28C [79069]	4th clutch gear
ZMSMKG56A [75304]	Input shaft shim kit	ZMG56-28D [70435]	5th clutch gear
		ZMG56-28E [73299]	6th clutch gear
		ZMG56-34 [77130]	3rd & 4th gear
		ZMG56-50A [71595]	5th & 6th assembly
		ZMG565142841AA [78040]	4th gear, Mercedes, 6 speed, 28 tooth
		ZMG56-80A [76787]	1st & 2nd assembly

Geo

PART #	Description	PART #	Description
Bearing Kits			
ZMBK264 [74031]	88 & up Metro, 5 speed	Mainshafts & Mainshaft Gears	
ZMBK264WS [78284]	88 & up Metro, 5 speed, w/ synchros	ZMGEO96085158 [30673]	Mainshaft, '99-'04 Tracker, 2.0L, 4WD
ZMBK293 [72096]	87 & up Tracker & Sidekick, 5 speed	Synchros, Blockers & Parts	
ZMBK293C [78599]	99 & up Tracker, 2.0L, 2WD	ZMGE091172177 [72196]	5th & reverse Synchro assembly, Tracker
ZMBK293CWS [78471]	99 & up Tracker, 2.0L, 2WD, w/ synchros	ZMSRGE0-14 [77235]	3rd & 4th blocker, Metro
ZMBK487 [70445]	99-'04 Tracker, 2.5L	ZMSRGE0-14A [74675]	5th blocker, Metro
ZMBK487WS [71508]	99-'04 Tracker, 2.5L, w/ synchros	ZMSRGE0-14C [71973]	1st & 2nd blocker, Metro

Seals	
ZMSEA11043 [79291]	Input seal, Tracker & Vitara
ZMSEA13433 [75080]	Differential seal
ZMSEA13475 [75895]	Axle seal, Metro
ZMSEA13952 [79043]	Front axle seal, '89-'97 Tracker
ZMSEA14033 [78947]	Rear seal, Tracker, 2WD
ZMSEA5211 [78881]	Rear counter seal, Tracker
ZMSEA8772 [70418]	Shift shaft, Metro
ZMSEA96059641 [30683]	Rear seal, '99 & up Tracker
ZMSEA9720 [78257]	Input shaft seal, Sidekick & Tracker

Transmission Gears	
ZMGEO24680-85F40 [72426]	Reverse gear, Tracker & Sidekick

Input Shafts	
ZMGEO91174539 [71151]	99 & up Traver & Vitara, 1.6L
ZMGEOTRACKER-16 [75979]	89-'98 Tracker & Sidekick, 23 tooth
ZMGEOTRACKER-16A [72804]	99 & up Tracker & Vitara, 2.0L

Getrag

PART #	Description	PART #	Description
Bearing Kits			
ZMBK235 [73602]	88-'91 GM, 1st design, 3 piece bearing	ZMSEA10289 [78104]	Rear seal, GM, 2WD
ZMBK235A [74046]	89-'91, 5 speed	ZMSEA10290 [73172]	Input seal, GM & Chrysler
ZMBK235AWS [71723]	89-'91, 5 speed, 2nd design, w/ synchros	ZMSEA14087 [77006]	Rear seal, GM & Chrysler, 4WD
ZMBK235B [78916]	91 & up, 5 speed, 3rd design	ZMSEA290-45 [77390]	Shift tower seal, 2.16" I.D.
ZMBK235BWS [74384]	91 & up, 5 speed, 3rd design, w/ synchros	ZMSEA290-45A [74193]	Shift tower seal, 2.69" I.D.
ZMBK235C [70680]	90 & up Dakota & Ram	Gaskets & Gasket Sets	
ZMBK235CWS [72662]	90 & up Dakota & Ram, w/ synchros	ZMGASG360-55 [72188]	Top cover gasket, Dodge
ZMBK235DWS [79068]	95 & up GM truck & S10, w/ synchros	Small parts	
ZMBK235E [78279]	95 & up GM truck, 5 speed	ZMBSH12382869 [71406]	Shifter bushing
ZMBK235EWS [77374]	95 & up GM truck, 5 speed, w/ synchros	ZMBSH18172 [77051]	Tail bushing, 2WD
ZMBK235GWS [72123]	97 & up Dodge & GM, 5 speed, w/ synchros	ZMBSH290-62 [74551]	Tail bushing, GM, 2WD
ZMBK261 [72292]	89-'91 Dodge	ZMGET12475399 [78063]	Shift lever
ZMBK261WS [70812]	89-'91 Dodge, w/ synchros	ZMGET12477934 [75332]	Roll pin, GM
ZMBK442 [30616]	Mitsubishi Alero, 5 speed	ZMGET12540348 [75515]	Rail bolt, '92 & up GM

Clusters & Cluster Gears	
ZMGET290-8 [76157]	Cluster, '88-'90 GM
ZMGET290-8A [78522]	Cluster, '91-'93 GM
ZMGET290-8B [79505]	Cluster, '94 & up GM & Chrysler
ZMGET290-8D37 [77150]	Cluster, '94 & up GM & Chrysler, 1.18", 0.25" groove
ZMGET290-8D43 [79262]	Cluster, '94 & up GM & Chrysler, 1.18", 0.25" groove
ZMGET290-8E [79034]	Cluster, '96 & up GM & Chrysler, large bearings
ZMGET290-8F [70387]	Cluster, '97 & up Chrysler, 1.18" bearing, fine tooth
ZMGETG360-8A [70056]	Cluster, w/ 5th gear

Forks, Pads & Parts	
ZMGET20046 [75809]	5th & reverse fork, '93 & up GM
ZMGET25416 [79728]	1st & 2nd fork, '96 & up
ZMGET25420 [77309]	1st & 2nd fork, '93 & up
ZMGET290-102 [77200]	Clutch fork pivot stud
ZMGET290-23 [78003]	1st & 2nd fork, '88-'92 GM
ZMGET290-23A [75226]	3rd & 4th Ford, '88-'92 GM
ZMGET290-23B [77820]	5th & reverse fork, '88-'92 GM
ZMGETG360-23 [77960]	1st & 2nd fork, Chrysler
ZMGETG360-23A [74590]	3rd & 4th fork, Chrysler
ZMGETG360-23B [78407]	5th & reverse fork, Chrysler
ZMGETT826 [75579]	Clutch fork, GM

Input Shafts	
ZMGET290-16 [72833]	88-'90 GM
ZMGET290-16A [75604]	91-'95 GM
ZMGET290-16C [79351]	96 & up GM, 26 tooth

Mainshafts & Mainshaft Gears	
ZMGET290-18 [71328]	5th mainshaft gear, '88-'93 GM, 24 tooth
ZMGET290-18A [78366]	5th mainshaft gear, '94-'99 GM, 24 tooth
ZMGET290-2 [72505]	88-'91 GM, 4WD
ZMGET290-2A [79716]	Mainshaft, '91-'93 GM full size, 4WD
ZMGET290-2B [78990]	Mainshaft, '93 & up GM, 2WD
ZMGET290-2C [70347]	Mainshaft, '93 & up GM, 4WD
ZMGETG360-18 [79016]	5th mainshaft gear, Chrysler
ZMGETG360-2 [79659]	Mainshaft, Chrysler, 2WD
ZMGETG360-2A [72089]	Mainshaft, Chrysler, 4WD

Seals	
ZMSEA10289 [78104]	Rear seal, GM, 2WD
ZMSEA10290 [73172]	Input seal, GM & Chrysler
ZMSEA14087 [77006]	Rear seal, GM & Chrysler, 4WD
ZMSEA290-45 [77390]	Shift tower seal, 2.16" I.D.
ZMSEA290-45A [74193]	Shift tower seal, 2.69" I.D.

Gaskets & Gasket Sets	
ZMGASG360-55 [72188]	Top cover gasket, Dodge

Small parts	
ZMBSH12382869 [71406]	Shifter bushing
ZMBSH18172 [77051]	Tail bushing, 2WD
ZMBSH290-62 [74551]	Tail bushing, GM, 2WD
ZMGET12475399 [78063]	Shift lever
ZMGET12477934 [75332]	Roll pin, GM
ZMGET12540348 [75515]	Rail bolt, '92 & up GM
ZMGET12545959 [75882]	Shift plunger, GM
ZMGET14082096 [72047]	Shift lever spring, GM
ZMGET15771000 [71655]	Plastic breather vent
ZMGET290-148 [75794]	3rd gear needle bearing
ZMGET290-6A [75851]	Input retainer, '91-'95 GM
ZMGET290-6N [79412]	Input retainer, '88-'90 GM

Small parts continued	
ZMGET290-71 [72296]	Backup light switch
ZMGET8672243 [77086]	Front cluster countershaft bearing plug
ZMGET8672316 [71346]	Roll pin, GM
ZMGET8678461 [76888]	Shift tower, '88-'91 GM
ZMGETG360-3 [74915]	Countershafts pin
ZMSPD18881 [78218]	Speedo gear, Chrysler, 2WD

Small parts kits	
ZMSP3500-50 [78796]	Small parts kit

Synchros, Blockers & Parts	
ZMGET18131 [73977]	1st & 2nd synchro assembly
ZMGET18132 [76547]	5th & reverse synchro assembly
ZMGET18723 [73034]	5th & reverse synchro assembly
ZMGET290-15 [75107]	Synchro sleeve, GM & Chrysler
ZMSR18835 [71943]	1st & 2nd inner synchro ring
ZMSRTCAS0674 [71086]	1st, 2nd & reverse blocker, '96 & up GM

Transmission Gears	
ZMGET290-11 [74552]	3rd gear first, '88-'91 GM & Chrysler
ZMGET290-11A [72171]	3rd gear second, '91-'00 GM & Chrysler
ZMGET290-12C [70957]	1st gear, GM
ZMGET290-12D [76251]	1st gear, GM
ZMGET290-15A [76631]	1st & 2nd sleeve, '96 & up GM & Chrysler
ZMGET290-21 [75055]	2nd gear, GM, 39 tooth, 2.28" I.D.
ZMGET290-21A [75613]	2nd gear, GM, 39 tooth
ZMGET290-36 [72443]	Reverse gear, GM, 38 tooth
ZMGET290-36A [74196]	Reverse gear, GM 40 tooth
ZMGETG360-11 [73140]	3rd gear, Chrysler

GM

PART

Bearing Kits

PART #	Description
ZMBK106 [30626]	76-'87 Chevette, 4 speed, 70mm
ZMBK131A [78346]	55-'68 GM, 3 speed, 4 bolt side cover
ZMBK136 [71575]	4 speed
ZMBK137 [77809]	78 & up, ball countershaft bearing
ZMBK155WS [77513]	Chevy Luv, 5 speed, 2WD, w/ synchros
ZMBK175WS [30639]	85 & up Sprint, 5 speed
ZMBK185WS [78711]	83-'88 Corvette, 4 speed, w/ synchros
ZMBK194 [71992]	85 & up, 5 speed, FWD, aluminum cover
ZMBK194AWS [77688]	85 & up, 5 speed, FWD, aluminum cover, w/ synchros
ZMBK194B [79688]	95 & up FWD
ZMBK194BWS [72317]	95 & up FWD, w/ synchros
ZMBK194WS [77723]	85 & up FWD, aluminum cover, w/ blockers
ZMBK308 [70871]	91-'95 GM truck
ZMBK308WS [75476]	91-'95 GM truck, w/ synchros
ZMBK454 [75665]	00-'07 GM & Saturn car
ZMBK454WS [78976]	00-'07 GM & Saturn car, w/ synchros
ZMBK473 [78074]	04 & up Colorado

Description

PART

Seals

PART #	Description
ZMSEA10937 [73476]	Input seal, FWD
ZMSEA14020833 [70019]	Input o-ring
ZMSEA17754 [75736]	Seal, Corvette
ZMSEA18972 [74708]	P series van, 2WD
ZMSEA2443 [70958]	Mainshaft seal, GM, 18 spline
ZMSEA24982 [78114]	Rear seal, '95-'02 GM 1-ton, 2WD
ZMSEA28426 [71025]	Rear hub seal, '73-'00 GM
ZMSEA5606 [70077]	Input o-ring, GM, 4 speed
ZMSEA6720 [79610]	Shift shaft seal

Synchros, Blockers & Parts

ZMSR19178012 [77186]	1st & 2nd blocker, Cavalier & Cobalt
ZMSR19178013 [70908]	1st & 2nd blocker, Cavalier & Cobalt
ZMSR290-14 [71903]	3rd, 4th & 5th blocker, GM & Dodge
ZMSR88893970 [77239]	3rd, 4th, 5th & reverse blocker, Cavalier
ZMSR88893980 [79539]	1st & 2nd middle blocker, Cavalier
ZMSRISUZU-14F [73372]	Synchro ring, 5 speed

Honda

PART

Bearing Kits

PART #	Description
ZMBK186 [74109]	79-'83 Accord
ZMBK197 [30797]	80-'83 Civic, small tin cover
ZMBK225 [73638]	84-'87 Civic
ZMBK225WS [77369]	84-'87 Civic, w/ synchros
ZMBK238 [70444]	86-'90 Accord
ZMBK238WS [73298]	86-'90 Accord, w/ synchros
ZMBK252 [72374]	84-'85 Prelude, black tin cover
ZMBK252WS [74223]	84-'85 Prelude, black tin cover, w/ synchros
ZMBK280 [77482]	98-'01 CRV
ZMBK326 [78214]	88-'90 Civic, 1.5L, 5 speed
ZMBK326WS [74903]	92 & up Civic, 1.5L, w/ synchros
ZMBK327 [74728]	88 & up Civic, 1.6L, 5 speed
ZMBK327WS [74949]	88 & up Civic, 1.6L, 5 speed, w/ synchros
ZMBK328 [76681]	90 & up Accord
ZMBK328WS [74830]	90 & up Accord, w/ synchros
ZMBK339 [78924]	88 & up Civic
ZMBK350WS [70043]	90 & up Integra, 5 speed, w/ synchros
ZMBK386 [75775]	92-'95 Civic & Del Sol, 5 speed
ZMBK386WS [74180]	92-'95 Civic & Del Sol, 5 speed, w/ synchros
ZMBK387 [72286]	92 & up Accord & Prelude
ZMBK387AWS [76040]	94 & up Accord, w/ synchros
ZMBK387B [76076]	97 & up Accord & Prelude
ZMBK387BWS [76147]	97 & up Accord & Prelude, w/ synchros
ZMBK387WS [79250]	94 & up Accord, 5 speed, w/ synchros
ZMBK483 [73487]	02 & up, 5 & 6 speed
ZMBK483B [73861]	06-'10, 6 speed
ZMBK499 [76874]	01 & up Civic, 1.7L
ZMBK499A [74494]	03-'05 Civic hybrid, 1.3L
ZMBK499WS [79190]	01 & up Civic, 1.7L, w/ synchros
ZMBK510 [75632]	04 & up Accord, 3.0L, 6 speed
ZMBK514 [78626]	06 & up Civic, 1.8L, 5 speed
ZMBK520 [76212]	07 & up Fit
ZMBK534 [78854]	07-'11 Civic SI, 2.0L

Description

PART

Forks, Pads & Parts

ZMHON24201-PLW-000 [73968]	5th fork
ZMHONS40-23A [78461]	3rd & 4th fork

Seals

ZMSEA10191 [76003]	Input seal, Civic
ZMSEA10927 [71174]	Input seal, late design
ZMSEA13403 [74522]	Differential seal
ZMSEA13948 [70856]	Input seal, S2000, 6 speed
ZMSEA14X23X5 [79370]	Shift shaft seal, Civic 1.8L, 5 speed
ZMSEA15825 [70841]	Differential seal
ZMSEA15847 [71209]	Differential seal, Civic & Integra
ZMSEA15866 [72239]	Differential seal, '84-'86 Accord
ZMSEA2118 [70760]	Input seal, Accord
ZMSEA2254 [73249]	86-'89 Honda
ZMSEA2558 [76537]	Front differential seal, Accord & Prelude
ZMSEA28X43X7 [73932]	Input seal, Accord, 6 speed
ZMSEA35X54X8 [75362]	Front axle seal, Accord, 3.0L, 6 speed
ZMSEA5402 [74672]	Shifter seal, '02 & up Civic
ZMSEA6620 [74379]	Shift shaft seal
ZMSEA6995 [77679]	Shift shaft seal, '02 & up Civic
ZMSEA7000 [75925]	Shift shaft seal, '01 & up Civic
ZMSEA7398 [71900]	Shift shaft seal, Accord & Prelude
ZMSEA91201-PBW-003 [72023]	Shift shaft seal, '98-'01 CRV
ZMSEAGK-45 [78449]	Shift shaft seal
ZMSEAGV-45 [73418]	Shift shaft seal
ZMSEAL3-45 [77403]	Shift shaft seal

Synchros, Blockers & Parts

ZMHON23626-PL3-325 [77606]	5th synchro assembly
ZMSRHON-14 [74607]	Synchro, 5 speed
ZMSRHON-14A [79089]	Synchro, 5 speed
ZMSRHON-14B [70524]	5th gear synchro ring
ZMSRHON-14E [71206]	Reverse blocker
ZMSRHON-14F [72273]	2nd blocker, 3 piece
ZMSRHON-14G [75787]	Reverse blocker

Hyundai

PART #	Description	PART #	Description
Bearing Kits			
ZMBK262 [73710]	97-'01 Tiburon	ZMSEA39020 [78594]	Right hand axle seal, Sonata 2.5L
ZMBK262AWS [72895]	97-'01 Tiburon, w/ synchros	ZMSEA39030 [75885]	Left hand axle seal, Sonata 2.5L
ZMBK270 [30662]	94 & up Accent, 5 speed	Synchros, Blockers & Parts	
ZMBK270A [74626]	95 & up Accent, 5 speed	ZMSR43350-28501 [70685]	1st & 2nd blocker
ZMBK270AWS [30663]	95 & up Accent, 5 speed, w/ synchros	ZMSR43350-39011 [78557]	1st synchro ring, Sonta 2.5L
ZMBK281 [72367]	03 & up Tiburon, 6 speed	ZMSR43350-39021 [76180]	2nd synchro ring, Sonta 2.5L
ZMBK281WS [71567]	03 & up Tiburon, 6 speed, w/ synchros	ZMSR43374-28500 [74087]	4th blocker
ZMBK355 [73202]	99 & up Sonata, 2.5L, 5 speed	ZMSR43374-39000 [77596]	3rd & 4th synchro ring, Sonata 2.5L
ZMBK355AWS [78556]	99 & up Sonata, 2.5L, 5 speed, w/ synchros	ZMSR43384-39000 [76494]	5th synchro ring, Sonata 2.5L
ZMBK373 [77713]	Elantra	ZMSR43386-39001 [78550]	3rd & 4th synchro ring
ZMBK373WS [71221]	Elantra, w/ synchros	ZMSR43388-39000 [78210]	Synchro ring, '99 & up Sonata
		ZMSR43394-28002 [30774]	3rd & 4th gear synchro
		ZMSR43394-28500 [78749]	3rd blocker

Isuzu

PART #	Description	PART #	Description
Bearing Kits			
ZMBK155 [74884]	78-'88 Isuzu car & truck, 5 speed	ZMSEA14773 [73767]	Rear seal
ZMBK155AWS [79189]	87 & up Isuzu, 5 speed, w/ synchros	ZMSEA15270 [74681]	Rear seal, 4WD
ZMBK168 [76028]	82 & up, 4 speed, 1 piece case	ZMSEA15845 [79392]	Seal, '85-'88 Trooper
ZMBK168WS [78780]	82 & up, 4 speed, 1 piece case, w/ synchros	Synchros, Blockers & Parts	
ZMBK209 [72110]	85-'87 Trooper	ZMSRISUZU-14 [77869]	3rd, 4th & 5th blocker
ZMBK209WS [73502]	86-'88 Trooper, 5 speed, 4WD, w/ synchros	ZMSRISUZU-14A [74976]	1st & 2nd blocker
ZMBK220 [74898]	88 & up Trooper, Amigo & Rodeo	ZMSRISUZU-14B [71831]	3rd & 4th blocker
ZMBK220A [73032]	88-'89 Trooper, 5 speed, 2WD	ZMSRISUZU-14C [72858]	Synchro ring, 5 speed, FWD
ZMBK220AWS [73649]	88-'89 Trooper, 5 speed, 2WD, w/ synchros	ZMSRISUZU-14D [79423]	1st & 2nd blocker, '88 & up Trooper
ZMBK220B [79283]	92 & up Trooper, Amigo & Rodeo	ZMSRISUZU-14G [76070]	Synchro ring
ZMBK220WS [77520]	88 & up, 4WD, w/ synchros	ZMSRISUZU-14H [71426]	Synchro ring, 5 speed, FWD
Input Shafts			
ZMISUZU-16 [76535]	86-'87, 23 tooth		
ZMISUZU-16A [72719]	88 & up, 4 cylinder, 25 tooth		
ZMISUZU-16B [73203]	88-'91 6 cylinder		

Jeep

PART #	Description	PART #	Description
Bearing Kits			
ZMBK161AWS [75530]	84-'87 Cherokee, w/ synchros	Synchros, Blockers & Parts	
Seals			
ZMSEA5182 [70020]	Differential seal, Patriot	ZMSRK163J [30775]	Synchro ring kit, '91 & up Jeep
		ZMT35534086 [30770]	Inner synchro, '07-'16 Compass

Kia

PART #	Description	PART #	Description
Bearing Kits			
ZMBK421 [70668]	95-'01 Sportage, 2.0L, 5 speed	ZMSEA15X21X5 [76665]	Shift shaft seal, Sportage
ZMBK421WS [72677]	95-'01 Sportage, 2.0L, 5 speed, w/ synchros	Synchros, Blockers & Parts	
ZMBK431 [78597]	2001 Rio, 1.5L	ZMSR0K011-17246 [78663]	1st through 4th synchro ring, Sportage
ZMBK518 [72341]	05-'10 Sportage, 2.0L	ZMSR0K011-17265 [75141]	5th & reverse synchro ring, Sportage
ZMBK518WS [74061]	05-'10 Sportage, 2.0L, w/ synchros		

KM130

PART #	Description
Bearing Kits	
ZMBK109 [30621]	80 7 up D50, 4 speed, pan style

KM145

PART #	Description
Bearing Kits ZMBK151 [79166]	85 & up Ford & Mitsubishi

KM146

PART #	Description
Bearing Kits ZMBK151AWS [71496]	85 & up Ford & Mitsubishi, w/ synchros

KM150

PART #	Description
Bearing Kits ZMBK181A [75431]	95-'96 Montero w/ Alum.s

KM200

PART #	Description
Bearing Kits ZMBK232 [30622]	87-'91 Starion

KM201

PART #	Description
Bearing Kits ZMBK232 [30622]	87-'91 Starion

L52

PART #	Description
Bearing Kits ZMBK101WS [72823]	80-'83 5 speed, 74mm, w/ synchros

Land Rover

PART #	Description	PART #	Description
Bearing Kits ZMBK491 [75645]	93 & up Discovery & Defender	ZMSEA17776 [79512]	93 & up Discovery & Defender

M20

PART #	Description	PART #	Description
Bearing Kits ZMBK117 [78039]	63-'64	Gaskets & Gasket Sets ZMGSK116B [77388]	Gasket seal kit, with bushing
ZMBK117A [77914]	63-'64, 1207 input		
ZMBK117AWS [72021]	63-'64, 4 speed, 7 bolt cover, w/ synchros		
ZMBK117HD [70529]	63-'65, 4 speed, HD		
ZMBK117HDWS [74532]	63-'65, 4 speed, HD, w/ synchros		
ZMBK117WS [79533]	63-'65, 4 speed, w/ synchros		

M5R

PART #	Description
Clusters & Cluster Gears	
ZMM5R1-8 [71827]	Cluster, Ranger & Mazda, 4.0L
ZMM5R1-8A [78255]	Cluster, Ranger & Mazda
ZMM5R2-8 [74306]	Cluster, F150 & Mazda

PART #	Description
Countershafts & Countershafts Gears	
ZMM5R1-19A [77131]	Gear counter update, Ford & Mazda
ZMM5R1-36 [79475]	Reverse countershaft gear, Ranger & Mazda
ZMM5R1-36A [74315]	Reverse countershaft gear, Ranger & Mazda

PART #	Description
Gaskets & Gasket Sets	
ZMM5RE8TZ-7207B [71084]	Gasket, Ranger & Mazda

PART #	Description
Forks, Pads & Parts	
ZMM5R1-23 [76867]	1st & 2nd fork, Ranger & Mazda
ZMM5R1-23A [71459]	3rd & 4th fork, Ranger & Mazda
ZMM5R2-23AA [74839]	1st & 2nd fork, '96-'98 F150 & Mazda
ZMM5R2-23AB [74420]	3rd & 4th fork, '96-'98 F150 & Mazda
ZMM5R2-23C [78755]	1st & 2nd fork, '96-'98 F150 & Mazda
ZMM5R2-23D [72434]	3rd & 4th fork, '96-'98 F150 & Mazda
ZMM5RF1TZ-7289B [78256]	5th & reverse fork, Ranger & Mazda
ZMM5RF1TZ-7289C [71942]	5th & reverse fork, F150
ZMM5RF1TZ-7A044A [78192]	5th & reverse key
ZMTK5E0TZ-7230A [70767]	1st & 2nd fork, Ranger

PART #	Description
Input Shafts	
ZMM5R1-16 [70809]	Ford & Mazda, non-4.0L
ZMM5R1-16A [77572]	Ford & Mazda, 4.0L
ZMM5R2-16 [77491]	F150 & Mazda, 11" long
ZMM5R2-16A [77486]	97 & up F150 & Mazda

PART #	Description
Small parts	
ZMBSHM5R1-62 [74314]	Tail bushing, F150 & Ranger
ZMM5R1-105 [78499]	Shifter stub, 4 5/8" long
ZMM5R1-109 [76684]	Top cover spacer
ZMM5R1-111 [70120]	Shift cover screws
ZMM5R1-144 [74392]	Center bearing retainer, Ford & Mazda
ZMM5R1-149 [74185]	Mainshaft nut, Ford & Mazda
ZMM5R1-167 [72270]	Countershaft nut, F150 & Ranger
ZMM5R1-46A [73300]	Oil slinger, Ranger & Mazda
ZMM5R1-63 [75633]	Oil trough, Ranger & Mazda
ZMM5R1-70 [77121]	Safety switch
ZMM5R1-72 [76825]	Backup light switch
ZMM5R2-144 [73014]	Center bearing retainer, F150 & Mazda
ZMM5R2-149 [71052]	Mainshaft nut, F150 & Mazda
ZMM5R219-1135 [70677]	Front top cover metal plug, Mazda
ZMM5R2-46B [79404]	Oil slinger, F150 & Mazda
ZMM5R2-63 [78774]	Oil trough, F150 & Mazda
ZMM5R-28A [70219]	Shifter seat, F150 & Mazda
ZMM5R38239 [74951]	Reverse idler gear cotter pin, Ranger & Mitsubishi
ZMM5R555-108 [75227]	Top cover metal plug, Ford & Mazda
ZMM5RE8TZ-7210A [75067]	Shifter stub, Ranger & Mazda
ZMM5RE8TZ-7277A [74910]	Shifter seal, Ranger & Mazda
ZMM5RF0TZ-7C391C [78747]	O/H kit
ZMM5RMAZPIN [70158]	Top cover centering pin, Ford & Mazda
ZMM5RP503-17-316 [74769]	Spacer
ZMSMKM5R1 [77989]	Shim kit, Ranger
ZMSMKM5R2 [72075]	Shim kit, F150
ZMSPDM5R1-169G [79359]	Speedo gear, Ranger, 8 tooth, green
ZMSPDM5R1-169W [70901]	Speedo gear, Ranger, 7 tooth, white

PART #	Description
Mainshafts & Mainshaft Gears	
ZMM5R1-18A [70462]	5th gear mainshaft, Ford & Mazda
ZMM5R1-2 [76968]	Ford Ranger & Mazda
ZMM5R1-2A [75084]	Mainshaft, Ranger & Explorer, 2WD
ZMM5R1L5Z-7061CA [79576]	02-'03 Ranger & Mazda, 4WD
ZMM5R2-18 [76567]	5th mainshaft gear, F150 & Mazda
ZMM5R2-19 [70608]	5th mainshaft gear, F150 & Mazda
ZMM5R2-19A [75701]	5th mainshaft gear, F150 & Mazda
ZMM5R2-2 [72876]	Mainshaft, '88-'96 F150 & Mazda
ZMM5R2-2A [75666]	F150 & Mazda, 2WD
ZMM5R2-2B [72139]	97 & up F150 & Mazda, 4WD
ZMM5R2-2C [74713]	F150 & Mazda, 2WD
ZMM5R2-37 [73103]	Reverse mainshaft gear, F150 & Mazda
ZMTK5E3TZ-7142A [73212]	Reverse mainshaft gear, Ranger 4 speed

PART #	Description
Hubs & Sliders	
ZMM5R2-81 [73585]	1st & 2nd slider
ZMMT82-2.5 [75639]	3rd & 4th hub & slider

PART #	Description
Synchros, Blockers & Parts	
ZMM5R1-127 [75924]	3rd & 4th synchro snap ring, Ford & Mazda
ZMM5R1-15 [70941]	5th & reverse synchro, '88-'91 Ranger
ZMM5R1-15A [72303]	5th & reverse synchro, Ford & Mazda
ZMM5R1-2.5 [74906]	3rd & 4th synchro assembly, Ranger & Mazda
ZMM5R1-2.5A [79145]	3rd & 4th synchro assembly, Ranger & Mazda
ZMM5R1-40 [79522]	5th & reverse synchro assembly, Ranger
ZMM5R1-K3 [78546]	1st through 4th synchro key & spring kit, Ranger & Mazda
ZMM5R1L2Z-7107AA [76213]	1st gear blocker, Ranger & Mazda, 45 tooth
ZMM5R1L5Z-7124EA [70638]	1st & 2nd synchro assembly, '88 & up Ranger & Mazda
ZMM5R2-15 [76107]	5th & reverse synchro, '88-'91 F150
ZMM5R2-15A [71713]	5th & reverse synchro sleeve, F150 & Mazda
ZMM5R2-2.5 [74182]	3rd & 4th synchro assembly, F150 & Mazda
ZMM5R2-2.5A [77451]	3rd & 4th synchro assembly, F150 & Mazda
ZMM5R2-2.5B [78126]	3rd & 4th synchro assembly, F150 & Mazda
ZMM5R2-80B [71947]	1st & 2nd synchro assembly, '96-'00 F150 & Mazda
ZMM5R2-K3 [78756]	1st through 4th synchro key & spring kit, Ranger & Mazda
ZMM5R2L5Z-7124BA [72864]	2nd blocker, '01 & up Ranger & Mazda, 3 piece
ZMM5RF401-17-242A [73854]	5th & reverse synchro sleeve, B2000
ZMM5RFM145-40 [77821]	5th & reverse synchro, '85-'87 Ranger & Mitsubishi
ZMM5RXL3Z-7124AA [77063]	1st & 2nd synchro assembly, '00 & up F150 & Mazda
ZMMT82-14 [72050]	1st & 2nd synchro ring
ZMMT82-14A [73782]	3rd & 4th synchro ring

PART #	Description
Transmission Gears	
ZMM5R1-10 [74156]	Reverse idler gear, Ford & Mazda
ZMM5R1-11 [75242]	3rd gear, Ford & Mazda, 29 tooth
ZMM5R1-11A [71458]	3rd gear, Ford & Mazda 4.0L, 27 tooth
ZMM5R1-21 [74662]	2nd gear, Ranger & Mazda, 32 tooth
ZMM5R1-21A [73927]	2nd gear, Ranger & Mazda, 31 tooth
ZMM5R2-11 [75406]	3rd gear, F150 & Mazda
ZMM5R2-12 [74401]	1st gear, F150 & Mazda
ZMM5R2-36 [77261]	Reverse gear, F150 & Mazda
ZMM5R2-36A [73115]	Reverse gear, F150 & Mazda
ZMM5RF0TZ-7100B [79406]	1st gear, '85 & up Ranger & Mitsubishi

M5R1

PART #	Description
Bearing Kits	
ZMBK247C [72336]	90 & up Bronco & Ranger, 5 speed
ZMBK247CAWS [72009]	90 & up Bronco & Ranger, 5 speed, w/ synchros
ZMBK247WS [74369]	88-'90 Bronco & Ranger, w/ synchros

PART #	Description
Small parts	
ZMM5R1-105A [73553]	Shifter stub, '96 & up, 5" long
ZMM5R1-105K [76832]	Shift stub kit
ZMM5R1-136 [30685]	1st & 2nd needle bearing
ZMM5R1FK [73152]	Front repair kit
ZMM5R1TCMK [78183]	Top cover master kit
ZMNKM5R1 [75946]	Needle bearing kit

PART #	Description
Forks, Pads & Parts	
ZMM5R1L5Z-7230AA [71047]	1st & 2nd fork, '01 & up

PART #	Description
Gaskets & Gasket Sets	
ZMGSK247 [77053]	Gasket seal kit

PART #	Description
Synchros, Blockers & Parts	
ZMSRK247A [78067]	Synchro ring kit, '92 & up

PART #	Description
Transmission Gears	
ZMM5R1RK [30686]	Reverse gear kit, '88-'92, non-updated

M5R2

PART #	Description	PART #	Description
Bearing Kits			
ZMBK248 [78182]	88 & up F150 & F250	ZMM5R2-23 [71031]	1st & 2nd fork, '88-'95 F150 & Mazda
ZMBK248B [77110]	88 & up T-Bird & Cougar	ZMM5R2-23A [71721]	3rd & 4th fork, '88-'95 F150 & Mazda
ZMBK248BWS [75413]	88 & up T-Bird & Cougar, w/ synchros	Gaskets & Gasket Sets	
ZMBK248CH [73796]	88 & up F150 & F250	ZMGSK248 [71051]	Gasket seal kit
ZMBK248CHAWS [72680]	88 & up F150 & F250, w/ synchros	Small parts	
ZMBK248WS [74133]	88-'90 F150 & F250, 5 speed, w/ synchros	ZMM5R2-105 [73913]	Bearing shifter stub
ZMM5R2TCMK [72225]	Top cover master kit	ZMM5R2-105K [76318]	Shift stub kit
Transmission Gears			
ZMM5R2-21 [78013]	2nd gear, F150 & Mazda	ZMM5R2-134 [30687]	3rd needle, '88 & up Mazda
ZMM5R2RK [79405]	Reverse gear kit, '88-'92, non-updated	ZMM5R2FK [73376]	Front repair kit
ZMM5R2RKA [74774]	Reverse gear kit, '92 & up, updated	ZMNKM5R2 [79408]	Needle bearing kit

Mazda

PART #	Description	PART #	Description
Bearing Kits			
ZMBK132 [73519]	78-'84, 5 speed, w/ double ball countershaft bearings	ZMBK435 [73101]	99-'05 Miata, 6 speed
ZMBK132A [30627]	79-'82, 5 speed, w/ double ball countershaft bearings	ZMBK435WS [75541]	99-'05 Miata, 6 speed, w/ synchros
ZMBK132BWS [70280]	86 & up, 5 speed, w/ synchros	ZMBK504 [78845]	06-'07 Mazda 6, 6 speed, AWD
ZMBK132DWS [73523]	90 & up, 5 speed, w/ synchros	Seals	
ZMBK132L [70607]	86-'90, 5 speed, w/ double ball countershaft bearings	ZMSEA13931 [76352]	Seal, '87 & up 2WD, rear
ZMBK132LWS [74320]	86-'90, 5 speed, w/ synchros	ZMSEA710243 [76715]	Shift shaft seal
ZMBK132WS [71191]	78-'84, 5 speed, w/ synchros	ZMSEA9781 [72893]	Shift shaft seal, Mazda 3
ZMBK137BWS [73269]	86 & up RX7, non-turbo, w/ synchros	ZMSEAMT050A9 [70523]	Axle seal, Mazda 6, AWD
ZMBK137CWS [73324]	89-'92, 5 speed, w/ synchros	ZMSEAMTX-45 [72024]	Shift shaft seal, FWD
ZMBK137EWS [72855]	90-'93, 5 speed, w/ synchros	Synchros, Blockers & Parts	
ZMBK137L [75693]	86-'88 RX7, non-turbo, 5 speed	ZMSRGC02-17-265 [74162]	5th synchro ring, '04-'06
ZMBK137LWS [78899]	86-'88 RX7, non-turbo, 5 speed, w/ synchros	ZMSRM504-17-265C [70083]	5th & reverse block
ZMBK199 [71046]	88 & up, 5 speed, 4WD	ZMSRMAZ-14B [76045]	Synchro ring, B2000
ZMBK199WS [74474]	88 & up, 5 speed, 4WD, w/ synchros	ZMSRMAZ-14D [77561]	5th blocker
ZMBK210 [76269]	MX6, non-turbo	ZMSRMAZ-14E [76505]	1st & 2nd blocker, B2000
ZMBK211 [30667]	84-'88 323, 5 speed	ZMSRR504-17-26Y [72081]	2nd blocker, '95 & up Miata, 3 piece
ZMBK211WS [30635]	84-'88 323, 5 speed, w/ blockers	ZMSRY601-17-245 [73373]	5th & 6th blocker
ZMBK247 [74679]	88 & up Ranger & B2000	ZMSRY601-17-265 [73256]	3rd blocker
ZMBK248AWS [73121]	92 & up, w/ synchros	ZMSRY601-17-26Y [71700]	1st blocker
ZMBK248CWS [76428]	99 & up Mazda, w/ synchros	ZMSRY602-17-245A [74352]	Reverse blocker
ZMBK302 [73822]	99 & up Miata, 5 speed	ZMSRY611-17-26Y [76962]	2nd synchro ring
ZMBK302AWS [73849]	99 & up Miata, 5 speed, w/ synchros, 3 piece 2nd gear ring	ZMSRY612-17-26Y [70758]	4th synchro ring
ZMBK302WS [72580]	90 7 up Miata, 5 speed, w/ synchros		
ZMBK432 [75380]	04-'06 Mazda 3, 3 speed		
ZMBK432WS [74747]	04-'06 Mazda 3, 3 speed, w/ synchros		

Mercedes

PART #	Description	PART #	Description
Forks, Pads & Parts			
ZMG565142857AB [76574]	5th & 6th fork pads, '05 & up Mercedes, brass	Seals	
		ZMSEA24604 [72507]	Rear seal, '05 & up Mercedes, 6 speed, 2WD
		ZMSEA39628 [70568]	Input seal, 6 speed
		ZMSEA497810 [71064]	Rear seal, '05 & up, 6 speed, 4WD

Mini Cooper

PART #	Description	PART #	Description
Bearing Kits			
ZMBK472 [71568]	02-'04, 5 speed		
Synchros, Blockers & Parts			
ZMMC23001493757 [30773]	Synchro assembly, '02-'04, 5 speed	ZMSEA23117518638 [30676]	Right hand seal, '02-'04, 5 speed
ZMSR23221037386 [30767]	2nd gear synchro, '02-'04, 5 speed	ZMSEA23117545082 [30680]	Axle seal, '04-'08, 5 speed
ZMSR23231037389 [30769]	4th & 5th gear synchro, '02-'04	ZMSEA23117550058 [30675]	Left hand seal, '02-'04, 5 speed
ZMSR23231485263 [30768]	3rd gear synchro, '02-'04	ZMSEA24X35.5X10 [76041]	Input seal
ZMSR23231989438 [30766]	1st gear synchro, '02-'04	ZMSEA36589 [71804]	Front axle seal, 5 speed
		ZMSEA390330A [72615]	Shift shaft seal
		ZMSEA40629 [77475]	Rear axle seal, 5 speed
		ZMSEAMINI-1A [30674]	Input seal, '02-'04
		ZMSEAMINI-1AA [30681]	Input seal, '04-'08

Mitsubishi

PART #	Description	PART #	Description
Bearing Kits			
ZMBK151BWS [79464]	88 & up Ford Ranger, 2WD, w/ synchros	ZMSEA1119 [75284]	Shift shaft seal, FWD
ZMBK151WS [71006]	85-'87 Mitsubishi, w/ synchros	ZMSEA12710 [73183]	Input seal, Montero
ZMBK187 [30640]	85 & up, 5 speed, FWD	ZMSEA14X26X12.5 [78837]	Shift shaft seal, Lancer Evolution
ZMBK187WS [30800]	85 & up, 5 speed, FWD, w/ synchros	ZMSEA2227 [71581]	Shift shaft seal, 2WD
ZMBK189AWS [77429]	97-'99 Montero, 5 speed, 3 piece synchros	ZMSEA31X45X7 [70370]	Input seal, Lancer Evolution
ZMBK227 [30641]	85-'87 Starion, 5 speed	ZMSEA40X61X11.5 [72405]	Rear seal, Lancer Evolution, AWD
ZMBK227BWS [30654]	88-'89 Starion, 5 speed, w/ synchros	ZMSEA7552 [72174]	Differential seal
ZMBK227WS [30642]	85-'87 Starion Turbo, w/ synchros	ZMSEAEZ9008B [74702]	Rear seal, Eclipse, 4 cylinder
ZMBK232AWS [30647]	86 & up FWD, 5 speed, w/ synchros	ZMSRMF520414 [78135]	O-ring, Talon
ZMBK232BWS [30646]	86 & up FWD, 4 speed, w/ synchros		
ZMBK232WS [30645]	86 & up FWD	Synchros, Blockers & Parts	
ZMBK304 [75330]	88 & up Montero, 5 speed, w/ top cover	ZMMITMR581383 [78429]	Synchro rings, Eclipse
ZMBK304WS [76841]	88 & up Montero, 5 speed, w/ top cover, w/ synchros	ZMSR2551A011 [78495]	2nd blocker, Eclipse
ZMBK358BWS [30657]	90 & up Turbo, 5 speed	ZMSRGT3000-14 [73535]	1st & 2nd blocker, 3000GT 5 & 6 speed
ZMBK358CWS [77488]	93-'94 1.8L, 5 speed, w/ synchros	ZMSRGT3000-14A [75962]	3rd & 4th blocker, 3000GT, 5 speed
ZMBK365 [30653]	88 & up, 5 speed, 4WD	ZMSRGT3000-14C [72015]	5th & reverse blocker, 3000GT, 5 speed
ZMBK365AWS [74721]	90-'91 Galant, 2.0L, w/ synchros	ZMSRMD-14F [75753]	5th blocker
ZMBK366 [74195]	89 & up 5 speed	ZMSRMD-14G [79243]	1st blocker
ZMBK428 [74208]	91 & up 3000GT, 5 speed, AWD	ZMSRMD-14K [71392]	3rd & 4th blocker
ZMBK428WS [74904]	91 & up 3000GT, 5 speed, AWD, w/ synchros	ZMSRMD-14L [70585]	Reverse blocker, 36 tooth
ZMBK437 [77113]	03 & up Lancer Evolution	ZMSRMD-14M [74138]	2nd blocker, 3 piece
ZMBK437WS [74455]	03 & up Lancer Evolution, w/ synchros	ZMSRMD-14Q [71065]	3rd through reverse blockers
ZMBK497 [70213]	97 & up Mitsubishi passenger car	ZMSRMD748058 [71746]	4th blocker, Eclipse
ZMBK497A [74151]	00 & up Eclipse, 2.4L, 5 speed	ZMSRMD748059 [74597]	1st blocker, Eclipse
ZMBK497AWS [76270]	00 & up Eclipse, 2.4L, 5 speed, w/ synchros	ZMSRMD748599 [70932]	Reverse blocker, Eclipse
ZMBK497B [77647]	00-'03 Eclipse, 3.0L	ZMSRMD770149 [79425]	1st blocker, Eclipse
ZMBK497BWS [70612]	00-'03 Eclipse, 3.0L, w/ synchros	ZMSRMD770348 [72471]	3rd blocker, Eclipse
ZMBK497WS [71706]	97-'06 Passenger car, w/ synchros	ZMSRMD770748 [78823]	2nd blocker, Eclipse
		ZMSRME-14 [78386]	1st through 5th blocker, Montero
		ZMSRME581034 [73895]	Reverse blocker, Montero
		ZMSRMIT-14A [72847]	3rd, 4th & 5th blocker
		ZMSRMIT-14B [70909]	2nd gear blocker
		ZMSRMIT-14C [79272]	1st gear blocker
Input Shafts			
ZMMIT-16D [77295]	Mitsubishi & Ranger		
Mainshafts & Mainshaft Gears			
ZMMITGT3000 [76002]	Mainshaft, AWD, 25 spline		
ZMMITGT3000-18S [71788]	Mainshaft, 3000GT, 5 speed, AWD		

Model 18

PART #	Description	PART #	Description
Bearing Kits			
ZMBK18 [76384]	61-'75	ZMBK18A [74644]	50-'61

Model 20

PART #	Description
Bearing Kits	
#N/A	Bearing kit, '66-'77

Model 259

PART #	Description	PART #	Description
Bearing Kits			
ZMBK268 [75877]	Ford 3 speed	ZMBK268A [77754]	55-'62 Ford 3 speed

MT82

PART #	Description	PART #	Description
Bearing Kits			
ZMBK308B [79311]	96-'98 GM		
ZMBK308BWS [72077]	96-'98 GM, w/ synchros	ZMMT82-12 [75415]	1st gear on mainshaft
ZMBK550 [72080]	11 & up, 6 speed	ZMMT82-21 [75585]	2nd gear on mainshaft
ZMBK550WS [77728]	11 & up, 6 speed, w/ synchros	ZMMT82-34 [71684]	3rd gear on mainshaft
ZMMK308BWS [79407]	96-'98 GM, w/ synchros	ZMMT82-48 [70745]	6th gear on mainshaft, '11 & up
Forks, Pads & Parts			
ZMMT82-23A [70840]	1st & 2nd shift fork		
ZMMT82-23B [79206]	3rd & 4th shift fork		
ZMMT82-23C [73571]	5th, 5th & reverse shift fork		
ZMMT82-28 [71179]	Fork pads, bronze		
Mainshafts & Mainshaft Gears			
		ZMMT82-19 [77430]	5th gear on cluster
		ZMMT82-36 [75485]	Reverse gear on mainshaft
		ZMMT82-48A [72826]	6th gear on cluster, '11 & up
		ZMMT82-48B [73563]	6th gear on mainshaft
		ZMMT82-48C [79193]	6th gear on cluster
		ZMMT82-9 [77307]	4th gear on cluster
Transmission Gears			



MT82

PART #	Description	PART #	Description
Hubs & Sliders			
ZMMT82-40 [71970]	Reverse hub & slider	ZMMT82-14B [77592]	5th & 6th synchro ring
ZMMT82-50 [75817]	5th & 6th hub & slider	ZMMT82-14C [77718]	Reverse synchro ring
ZMMT82-80 [74814]	1st & 2nd hub & slider	ZMMT82-152 [76868]	5th synchro cone
		ZMMT82-152A [73387]	6th synchro cone
Input Shafts			
ZMMT82-16 [74786]	23 spline	Small parts	
ZMMT82-16A [73759]	26 spline	ZMMT82BOLT [76906]	Cluster shaft retainer bolt
Seals		ZMMT82-DNT [70898]	Shift rail detent
ZMMT82-45 [74271]	Shift shaft seal	ZMMT82-SRD [78332]	Shift rail detent
ZMSEA35527 [30689]	Front seal	ZMMT82SRK [75397]	Snap ring kit
ZMSEA52652 [30688]	Cluster plug seal		

Muncie

PART #	Description	PART #	Description
Bearing Kits			
ZMBK116 [72073]	66-'74 M21 & M22	ZMSP242-50B [78042]	Small parts kit, 3 speed
ZMBK116HD [72727]	66-'74 M21 & M22, 4 speed, HD	ZMSP297-50 [77483]	Small parts kit, 7/8" countershaft
ZMBK116HDWS [74207]	66-'74 M21 & M22, 4 speed, HD, w/ synchros	ZMSP297-50A [79136]	Small parts kit, 1" countershaft
ZMBK116WS [72143]	66-'74, 4 speed, w/ synchros	ZMSH18-103-001 [75506]	1st gear bushing
ZMBK131 [79310]	40-'54 318	ZMSHWT297-62 [77793]	Tail bushing, 32 spline
ZMBK234WS [30691]	86 & up FWD, 5 speed	ZMMUNOX112-558-0 [74328]	Reverse idler shaft, tapered pin
ZMMK116WS [73781]	66-'74, w/ synchros	ZMMUN1300-109-003 [72488]	Reverse detent ball
ZMMK117WS [75969]	63-'65 4 speed, w/ synchros	ZMMUN18-027-003 [76132]	Bearing retainer, truck
Countershafts & Countershafts Gears			
ZMMUNWT297-3 [71032]	Countershaft, 10"	ZMMUN18-040-001 [76926]	Shift linkage lever adapters
ZMMUNWT297-3A [77497]	Countershaft, 10" long, 1" O.D.	ZMMUN18-410-023-1X [75152]	Side cover, with levers
Gaskets & Gasket Sets			
ZMGAS266-55 [77599]	Gasket set, 3 speed	ZMMUN18-410-023-3X [75916]	Side cover kit
ZMGAS266-55A [72504]	Gasket set, 3 speed	ZMMUN18-598-001-1X [79386]	Shift lever
ZMGAS297-55 [72383]	Gasket set, 4 speed	ZMMUN18-598-004 [78085]	Reverse lever
ZMGAS297-55R [78804]	Retainer gasket	ZMMUN18-672-003 [75546]	Center plate
ZMGASTS5099 [79033]	Gasket set, 3 speed	ZMMUN18-672-007 [78563]	Center plate
ZMGSK116 [73773]	Gasket seal kit	ZMMUN3773017 [79150]	Reverse detent spring
Input Shafts			
ZMMUNWT297-16 [70427]	M21, 26 tooth	ZMMUN3912195 [71950]	Countershaft spacer, 1"
ZMMUNWT297-16A [74962]	M20, 24 tooth	ZMMUNPR707A [77434]	Input nut
ZMMUNWT297-16B [78739]	M20, 21 tooth, 2.52 ratio	ZMMUNWT297-6 [70818]	Input retainer, passenger car
ZMMUNWT297-16C [70397]	M20, 21 tooth, 2.52 ratio	ZMMUNWT297-W [74125]	Input nut wrench
ZMMUNWT297-16D [72950]	M21, 26 tooth, 2.20 ratio	ZMSEA6120 [75068]	Shifter o-rings, 3 speed
ZMMUNWT297-16F [73290]	M22, 26 tooth	ZMSP835 [77223]	Oil slinger
ZMMUNWT297-16U [73282]	M22, 26 tooth, 10 spline	ZMSPD18-110-005 [72378]	Speedo gear, 7 tooth, 1.84" O.D.
Forks, Pads & Parts			
ZMMUNWT297-23 [76338]	Passenger car forks	ZMSPD18-110-006 [75905]	Speedo gear, 7 tooth
ZMMUNWT297-23A [71261]	Reverse fork	ZMSPD3708144 [73774]	Speedo gear, 8 tooth, 27 spline, 1.84" O.D.
Housings & Cases			
ZMMUN18-410-001 [75553]	Case kit, passenger car, 7/8"	ZMSPD3708145 [75103]	Speedo gear, 8 tooth, 27 spline, 1.76" O.D.
ZMMUN18-410-002 [75036]	Case kit, passenger car, 1"	ZMSPD3978758 [78234]	Speedo gear, 8 tooth, 32 spline, 1.84" O.D.
ZMMUN18-410-021 [77363]	Tail housing kit, 27 spline	ZMSPD44881 [75600]	Speedo bullet
ZMMUN18-410-022 [76301]	Tail housing shaft, 32 spline	Clusters & Cluster Gears	
ZMMUN219-1010 [74382]	Main case countershaft plug	ZMMUNWT297-8 [74714]	M21 cluster, close ratio, 7/8" pin
Synchros, Blockers & Parts			
ZMMUNWT242-14 [75801]	2nd & 3rd blocker, GM	ZMMUNWT297-8A [76439]	M20 cluster, 2.56 ratio, 7/8" pin
ZMMUNWT297-15 [79076]	Synchro sleeve, GM & Chrysler	ZMMUNWT297-8C [74299]	M20 cluster, 2.52 ratio, 1" pin
ZMMUNWT297-2.5 [70253]	Synchro hub	ZMMUNWT297-8D [73862]	M21 cluster, 2.50 ratio, 1" pin
ZMMUNWT297-2.5A [74836]	3rd & 4th synchro assembly	ZMMUNWT297-8E [78240]	M22 cluster, 2.50 ratio, 1" pin
ZMMUNWT297-K [72956]	Synchro springs & key kit, passenger car	Transmission Gears	
ZMSR282-14 [73001]	3rd, 4th & 5th synchro ring	ZMMUNM21GK [73947]	Gear kit, 10 spline input, M21
ZMSRWT297-14 [77945]	Synchro ring, passenger car, w/o step	ZMMUNM22GK [71948]	Gear kit, 10 spline input, M22
ZMSRWT297-14A [76914]	Synchro ring, passenger car, w/ step	ZMMUNM22GKA [75432]	Gear kit, 26 spline, M22
Mainshafts & Mainshaft Gears			
ZMMUNWT297-2A [77397]	Mainshaft, 27 spline	ZMMUNWT297-10 [74557]	Front reverse idler, 18 tooth
ZMMUNWT297-2G [78846]	Mainshaft, 32 spline	ZMMUNWT297-10A [70274]	Rear reverse idler, 17 tooth
ZMMUNWT297-36 [73176]	Mainshaft, 35 tooth	ZMMUNWT297-10B [76214]	Front reverse idler, M22
Seals			
ZMSEA13668 [73668]	Differential seal, GM, Isuzu & late Saturn, FWD	ZMMUNWT297-11 [76898]	3rd gear
ZMSEA15041 [70188]	Seal, 2WD	ZMMUNWT297-11A [77350]	M22 3rd gear
ZMSEA7410 [78209]	Shift shaft seal	ZMMUNWT297-12 [78473]	1st gear, passenger car, 36 tooth
ZMSEACR7298 [74876]	Countershaft plug seal	ZMMUNWT297-12A [70505]	1st gear, passenger car, 36 tooth
		ZMMUNWT297-12B [76448]	M22 1st gear, 36 tooth
		ZMMUNWT297-21 [75402]	2nd gear, passenger car, 30 tooth
		ZMMUNWT297-21A [76029]	M22 2nd gear, 30 tooth
		ZMMUNWT297-35 [70899]	Reverse idler shaft, passenger car
Yokes			
ZMYMUNCIE-YOKE-1 [71223]	1310 u/joint, 27 spline, 5.7" long, outside snap ring		
ZMYMUNCIE-YOKE-2 [70473]	1310 u/joint, 32 spline, 6.7" long, outside snap ring		
ZMYMUNCIE-YOKE-3 [77044]	1330 u/joint, 32 spline, 6.9" long, outside snap ring		
ZMYMUNCIE-YOKE-4 [72572]	1350 u/joint, 32 spline, 7.1" long, outside snap ring		

MY6

PART #	Description	PART #	Description
Gaskets & Gasket Sets			
ZMGAS294-55 [75396]	Gasket set	Synchros, Blockers & Parts	
ZMGSK833 [70786]	Gasket seal kit	ZMSRWT307-14 [70746]	Synchro ring
Seals			
ZMSEAS114 [75634]	O-ring	Transmission Gears	
ZMSEAS129 [75805]	Speedometer o-ring	ZM8333878430 [75697]	Overdrive gear, 18 tooth
Small parts			
ZM833NP117920 [77023]	Front countershaft plug	ZM8334295104 [74865]	Reverse idler gear
ZMSEAS111 [78494]	Shifter o-rings	Mainshafts & Mainshaft Gears	
		ZM833-2K [70479]	82-'86 GM, 19 11/16" long

Nissan

PART #	Description	PART #	Description
Bearing Kits			
ZMBK104 [77341]	73-'85 Nissan	ZMNIS-16C [76141]	Input synchro, '93-'96
ZMBK104WS [73005]	81-'86 Nissan pickup, w/ synchros	ZMNIS-192 [79471]	Synchro hub, '92 & up 4 cylinder
ZMBK105 [76478]	73-'85 Nissan pickup, 4 speed, 2WD	ZMNIS-2.5 [78396]	3rd & 4th synchro assembly, '93 & up
ZMBK105A [76328]	71-'73 Nissan 240Z, w/ removable bell	ZMNIS32603-36N00 [76530]	5th & reverse synchro spring, '93 & up, 4 cylinder
ZMBK105AWS [74256]	71-'73 Nissan 240Z, w/ removable bell, w/ synchros	ZMNIS32603-73200 [73196]	3rd & 4th synchro springs, Hardbody, 4 cylinder
ZMBK133 [71231]	85 & up	ZMNIS32604-01G16 [70875]	Synchro ring, 6 cylinder
ZMBK133AWS [72058]	86 & up Hardbody, 4 cylinder, 2WD, w/ synchros	ZMNIS32604-30P61 [74143]	Blocker, V6
ZMBK133BWS [77199]	87-'89 300ZX, w/ synchros	ZMNIS32604-40P61 [76714]	Blocker, V6
ZMBK133CWS [76978]	93-'97, w/ ring & synchros	ZMNIS32609-70L15 [76907]	3rd & 4th synchro keys, '93 & up, 4 cylinder
ZMBK133DWS [77260]	97 & up, 2WD, w/ reverse synchros	ZMNIS32618-30P00 [76090]	Reverse synchro sleeve, '90-'93 300ZX, V6
ZMBK133E [71822]	98 & up Frontier, 4 cylinder, 2WD	ZMNIS-37 [74893]	Reverse gear synchro, '92 & up 4 cylinder
ZMBK133EWS [73995]	98 & up Frontier, 4 cylinder, 2WD, w/ synchros	ZMNIS-40 [72002]	5th & reverse synchro sleeve, '92 & up, 4 cylinder
ZMBK133WS [78108]	85 & up, w/ synchros	ZMNISN32609-36N15 [77016]	5th & reverse synchro key, '93 & up, 4 cylinder
ZMBK174 [74104]	81-'86 Sentra	ZMSR32604-01G11 [75255]	1st blocker, Hardbody V6
ZMBK174A [70125]	90 & up Sentra, 5 speed, 1.6L	ZMSR32604-23P60 [30778]	1st gear synchro ring, Hardbody V6
ZMBK174AWS [74593]	90 & up Sentra, 5 speed, 1.6L, w/ synchros	ZMSR32604-8H503 [30779]	1st & 2nd synchro, Maxima
ZMBK174D [76362]	91-'93 30 series, 2.0L	ZMSR32604-CD010 [76059]	Synchro ring, '03-'06 350Z
ZMBK174DWS [76546]	91-'93 30 series, 2.0L, w/ synchros	ZMSR32604-CD015 [76463]	Synchro ring, '03-'06 350Z
ZMBK174WS [72335]	81-'86 Sentra, w/ synchros	ZMSR32604-CD020 [79476]	Synchro ring, '03-'06 350Z
ZMBK178 [75900]	75-'79 200SX, reverse shift pattern	ZMSR32614-30P60 [30780]	5th gear synchro, Xterra & Frontier
ZMBK178WS [72688]	75-'79 200SX, reverse shift pattern, synchros	ZMSR32620-CD000 [79004]	Synchro ring, '03-'06 350Z
ZMBK182 [78305]	86 & up Maxima	ZMSR32620-CD010 [74779]	Synchro ring, '03-'06 350Z
ZMBK182AWS [72486]	1988 Mazima & Stanza, w/ reverse synchros	ZMSR32620-CD100 [77467]	1st gear synchro ring, '05-'17 Frontier & Xterra
ZMBK182B [30643]	85-'90 Maxima & Stanza	ZMSR32631-CD000 [71956]	Synchro ring, '03-'06 350Z
ZMBK182BWS [30644]	85-'90 Maxima & Stanza, w/ synchros	ZMSR43350-39900 [76701]	1st & 2nd synchro ring, Maxima
ZMBK182C [71592]	90-'91 Maxima, Stanza & Altima	ZMSR43374-39900 [78855]	3rd & 4th synchro ring, Maxima
ZMBK182CWS [75539]	90-'91 Maxima, Stanza & Altima, w/ synchros	ZMSR43384-39900 [79382]	5th & 6th synchro ring, Maxima
ZMBK182D [72151]	91 & up Maxima & Stanza	ZMSR43388-39900 [76042]	Reverse synchro ring, Maxima
ZMBK182DWS [30659]	91 & up Maxima & Stanza, w/ synchros	ZMSRK133 [73335]	Synchro ring kit
ZMBK182E [77473]	91 & up Maxima, open differential	ZMSRK133E [30777]	Synchro ring kit, '98 & up Frontier, 4 cylinder, 2WD
ZMBK182EWS [30660]	91 & up Maxima, open differential, w/ synchros	ZMSRK240C [72068]	Synchro ring kit, '91-'93 300ZX, 5 speed
ZMBK182F [30656]	90 & up Maxima & Stanza	ZMSRNI-14 [70737]	1st through 4th synchro rings, 30 tooth
ZMBK182FWS [30658]	90 & up Maxima & Stanza, w/ synchros	ZMSRNI-14A [77616]	5th blocker, '93-'97 Hardbody, 4 cylinder
ZMBK182GWS [70149]	89-'90, 5 speed, 4WD, w/ synchros	ZMSRNI-14B [74703]	1st & 2nd synchro ring, 33 tooth
ZMBK182HWS [77395]	97-'10 Maxima, w/ synchros	ZMSRNI-14D [71982]	3rd & 4th blocker, Maxima
ZMBK182WS [30648]	86 & up Maxima & Stanza, w/ synchros	ZMSRNI-14G [71847]	3rd & 4th blocker, '93-'97 Hardbody, 4 cylinder
ZMBK212 [79563]	86-'89 Hardbody, 4WD	ZMSRNI-14H [72509]	Blocker, Pickup, 6 cylinder
ZMBK212A [71139]	90-'84 Hardbody, 5 speed, 4WD	ZMSRNI-14I [78785]	Reverse blockers, Maxima
ZMBK212AWS [75660]	90-'84 Hardbody, 5 speed, 4WD, w/ synchros	ZMSRNI-14J [71026]	Blocker, Pickup, 6 cylinder
ZMBK212BWS [72785]	92-'93 Hardbody, 4 cylinder, 4WD, w/ synchros	ZMSRNI-14K [73612]	2nd blocker, Hardbody & 300ZX, V6
ZMBK212CWS [77474]	93 & up Hardbody, 4 cylinder, 5 speed, 4WD, w/s synchros	ZMSRNI-14L [79251]	Blocker, Pickup, 6 cylinder
ZMBK212E [76609]	98 & up Frontier, 5 speed	ZMSRNI-14M [70876]	3rd & 4th blocker, Hardbody, V6
ZMBK212EWS [77932]	98 & up Frontier, 5 speed, w/ synchros	ZMSRNI-14N [76561]	3rd outer blocker, Pathfinder, V6
ZMBK212WS [73195]	Hardbody, 5 speed, 4WD, w/ synchros	ZMSRNI-14NA [79696]	3rd inner blocker, Pathfinder, V6
ZMBK213 [77244]	86 7 up Sentra & Pulsar	ZMSRNI-14O [71266]	4th blocker, Pathfinder, V6
ZMBK213WS [76205]	86 7 up Sentra & Pulsar, w/ synchros	ZMSRNI-14P [72721]	Outer blocker, Pickup, V6
ZMBK239 [30668]	50 series, 4WD	ZMSRNI-14PA [71794]	Inner blocker, Pickup, V6
ZMBK240 [79365]	02-'03 Xterra V6, 4WD	ZMSRNI-14QR [72848]	2nd blocker, '93-'97 Hardbody, 4 cylinder, 3 piece
ZMBK240CWS [73921]	91-'93 5 speed, w/ synchros	ZMSRNI-14S [73167]	1st blocker, '93-'97 Hardbody, 4 cylinder
ZMBK240DWS [73795]	93 & up 300ZX, 5 speed, w/ synchros	ZMSRNI-14T [79435]	Reverse blocker, '92 & up Hardbody
ZMBK240LWS [71863]	87 & up, V6, 4WD, w/ synchros	ZMSRNI-14V [76739]	2nd blocker
ZMBK240WS [76918]	85-'87, V6, w/ synchros	ZMSRNI-14W [78683]	5th blockers, Maxima
ZMBK260 [78222]	86 & up 4 cylinder & V6	ZMSRNI-14X [70268]	Blocker, FWD
ZMBK269 [30669]	87-'89 Pulsar, 5 speed	ZMSRNI-14XA [70021]	Blocker, FWD
ZMBK269WS [30650]	87-'89 Pulsar, 5 speed, w/ synchros	ZMSRNI-14Y [77145]	Blocker, FWD
ZMBK296 [30798]	81-'86 Stanza	ZMSRNI-14Z [78477]	Synchro ring, V6
ZMBK481 [75000]	03 & up 350Z, 6 speed	ZMSRSEN-14 [75250]	5th blocker
ZMBK481C [72377]	05 & up Frontier, 4.0L, 6 speed	ZMSRSEN-14A [74202]	1st blocker, FWD
ZMBK481CWS [76374]	05 & up Frontier, 4.0L, 6 speed, w/ synchros		
ZMBK481WS [70504]	03-'06 350Z, w/ synchros		

Continued on next page

Nissan (Cont.)

PART #	Description	PART #	Description
Transmission Gears		Gaskets & Gasket Sets	
ZMNIS-10A [7271]	Reverse idler gear, 21 tooth	ZMGAS32143-CD000 [78567]	Shifter gasket, 350Z, 6 speed
ZMNIS32242-05G70 [30560]	1st gear, 1994 Hardbody, 34 tooth	ZMGAS32516-35G10 [74823]	Shifter gasket
ZMNIS-5 [78486]	5th gear set, '86-'93 pickup, 4 cylinder, 21/39 tooth	ZMGAS32516-CD10A [73033]	Shifter gasket, 350Z
ZMNIS-5A [74920]	5th gear set, '78-'85 pickup, 24-45 tooth		
ZMNIS-5B [71626]	5th gear set, 22-37 tooth		
ZMNIS-5C [72226]	5th gear set, '93 & up, 21/39 tooth		
ZMNISSEN-5A [72765]	5th input gear		
Transmission Gears		Seals	
ZMNISV6-12 [70086]	1st gear, V6	ZMNIS32887-01A01 [78588]	Strike rod seal
Clusters & Cluster Gears		ZMSEA13005 [76391]	Differential seal
ZMNIS-8 [74645]	Cluster, '86 & up, 4 cylinder	ZMSEA15372 [79147]	Rear case seal
ZMNISV6-8 [72554]	Cluster, V6 pickup, 4WD	ZMSEA16594 [78893]	Differential seal, FWD
		ZMSEA4160 [74596]	Differential seal, FWD
Forks, Pads & Parts		ZMSEA44608 [70131]	Rear seal, 350Z, 6 speed
ZMNIS-23B [78397]	5th & reverse fork, '90 & up Hardbody, 4 cylinder	ZMSEA6785 [78060]	Shift shaft seal, 350Z, 6 speed
ZMNIS32817-55S00 [71656]	5h fork, Hardbody, 4 cylinder	ZMSEAAAS118 [72523]	Reverse lockout o-ring
Hubs & Sliders		ZMSEAAAS149 [73894]	O-ring
ZMNIS32606-30P1A [77127]	1st & 2nd slider, V6	ZMSEACR9043 [70562]	Plug seal, Maxima
Input Shafts		Small parts	
ZMNIS-16 [73699]	4 cylinder Hardbody	ZMBSHNIS-198 [72537]	5th gear bushing, Hardbody
ZMNIS-16A [70380]	Input set, '86-'93 2WD	ZMBSHNISAN-62 [78655]	Tail bushing, 2WD
ZMNIS-16B [74166]	Input set, '93 & up 4 cylinder, 2WD	ZMGAS32112-CD000 [70793]	Gasket, 350Z, 6 speed
ZMNISV6-16 [79202]	87-'95 pickup, V6, AWD	ZMGAS32112-V5001 [73114]	Front retainer gasket
Mainshafts & Mainshaft Gears		ZMNIS-204 [74186]	Mainshaft nut
ZMNIS-2 [71921]	Mainshaft, 4 cylinder	ZMNIS-220 [76231]	Countershaft nut
ZMNIS-2A [70030]	Mainshaft, '86 & up Hardbody, 4 cylinder, 4WD	ZMNIS32214-58S61 [74021]	4th gear woodruff key, Hardbody
		ZMNIS32218-V5002 [78430]	Countershaft shim, 4 cylinder
		ZMNIS32255-V5013 [72065]	5th gear spacer
		ZMNIS32352-E9813 [70031]	5th gear thrust washer
		ZMNIS-36 [79029]	Synchro sleeve, '81-'92
		ZMNIS-6A [79065]	Input retainer

NP140

PART #	Description
Bearing Kits	
ZMBK476 [76400]	05 & up Jeep

NP203

PART #	Description
Seals	
ZMSEA13676 [73405]	Adapter seal, NP203 to NP205

NP207

PART #	Description
Small parts kits	
ZMSP207-50 [70165]	Small parts kit

NP218

PART #	Description
Bearing Kits	
ZMBK226 [77175]	88 & up Hummer

NP226

PART #	Description
Small parts	
ZMSEAAAS013 [76690]	Pump to tube o-ring

NP247

PART #	Description
Small parts ZMSEAA013 [76690]	Pump to tube o-ring

NP261

PART #	Description
Small parts ZMSEAA109 [70308]	Oil pump pickup tube o-ring

NP263

PART #	Description
Small parts ZMSEAA109 [70308]	Oil pump pickup tube o-ring

NP271

PART #	Description
Bearing Kits ZMBK485B [76598]	07-'13 Dodge, w/ bolt on yoke

NP273

PART #	Description
Bearing Kits ZMBK485B [76598]	07-'13 Dodge, w/ bolt on yoke

NP420

PART #	Description	PART #	Description
Bearing Kits ZMBK267 [72029]	56-'68 Dodge, 4 speed	Gaskets & Gasket Sets ZMGAS275-55 [72684]	Gasket, Dodge

NP435

PART #	Description	PART #	Description
Bearing Kits ZMBK127 [72355]	65-'86 Nissan, 4 speed	Seals ZMSEA13557 [76860]	Input seal, Ford, big design
ZMBK127A [78828]	65-'86 Nissan, 4 speed, w/o small parts kit	ZMSEAA129 [75805]	Speedometer o-ring
ZMBK127D [72549]	65-'86 Chrysler, 4 speed	Forks, Pads & Parts	
ZMBK127DWS [75115]	65-'86 Chrysler, 4 speed, w/ synchros	ZM435993549 [71395]	3rd & 4th fork pads
ZMBK127E [73353]	63-'91, 4 speed, ball input bearing	ZM435996969 [75183]	Shift pads
ZMBK127EWS [71507]	63-'91, 4 speed, ball input bearing, w/ synchros	ZM435INSK [75378]	Fork insert kit
ZMBK127FWS [74601]	86-'91 Chrysler, 4 speed, ball bearing, w/ synchros	ZM435WT291-23 [74756]	1st & 2nd fork
ZMBK127I [72635]	65-'82 International, 4 speed	ZM435WT291-23A [71506]	3rd & 4th fork
ZMBK127WS [70011]	65-'82 International, 4 speed, w/ synchros	ZM435WT291-23B [74990]	Reverse fork

Synchros, Blockers & Parts

ZM435WT275-2.5B [73666]	3rd & 4th synchro, w/ ring & hub
ZM435WT291-2.5B [76840]	3rd & 4th synchro
ZM435WT291-2.5D [79501]	3rd & 4th synchro
ZM435WT291-2.5E [78769]	3rd & 4th synchro assembly
ZMSRAWT291-83 [74148]	2nd blocker
ZMSRWT258-14 [74759]	3rd & 4th synchro ring, 24 tooth

Mainshafts & Mainshaft Gears

ZM435WT291-2B [77255]	Mainshaft, 13.5" long
ZM435WT291-2E [72403]	Mainshaft, 16.75" long, Ford
ZM435WT291-2F [30697]	Mainshaft, 17.38" long, Ford
ZM435WT291-2G [30701]	435F Mainshaft, 16.25" long
ZM435WT291-2J [74948]	Mainshaft, 19.25" long, 4WD, Ford

Gaskets & Gasket Sets

ZMGAS291-55 [76700]	Gasket set
ZMGAS291-55R [78510]	Gasket
ZMGSK127 [75139]	Gasket seal kit

Transmission Gears

ZM435WT291-10C [78112]	Reverse idler gear
ZM435WT291-11 [78598]	3rd gear, 23 tooth
ZM435WT291-11A [74776]	3rd gear, 23 tooth
ZM435WT291-11C [77553]	3rd gear, 24 tooth
ZM435WT291-12A [77375]	1st & reverse gear, 37 tooth
ZM435WT291-21 [30692]	2nd gear, 33 tooth

Clusters & Cluster Gears

ZM435WT291-3 [71821]	Cluster
----------------------	---------

Small parts

ZM4352507844 [76454]	1st mainshaft gear spacer
ZM4352507995 [75759]	Front countershaft thrust washer
ZM4352507997 [70496]	Reverse cluster thrust washer
ZM4352829823 [76803]	1st gear spring
ZM43595724 [74479]	Input retainer, Ford
ZM435WT291-6 [70727]	Input retainer, Ford

NP435 (Cont.)

PART #	Description	PART #	Description
Small parts (Cont.)			
ZM435WT291-6A [72000]	435D retainer	ZM5352952592 [77069]	5th gear thrust washer
ZM435WT291-6D [73046]	Input retainer, GM	ZMSPAX94906 [79488]	Small parts kit, shift stub repair
ZM435WT291-90 [70243]	Mainshaft nut, Ford	ZMSP291-50 [71951]	Small parts kit

NP445

PART #	Description	PART #	Description
Bearing Kits			
ZMBK172 [71354]	70-'79 Chrysler pickup, 4 speed	ZMSP311-50 [79677]	Small parts kit
Gaskets & Gasket Sets			
ZMGAS311-55 [72064]	Gasket set		

NP523

PART #	Description
Bearing Kits	
ZMBK377 [74566]	90-'94 Chrysler passenger car

NP525

PART #	Description	PART #	Description
Seals			
ZMSEA10583 [77376]	Input seal	Synchros, Blockers & Parts	
		ZMSR535-14 [76718]	3rd, 4th & 5th blocker ring
		ZMSRA525-83 [78730]	1st & 2nd blocker

NP535

PART #	Description	PART #	Description
Bearing Kits			
ZMBK233 [75126]	87-'93 Dakota	ZM5354338032 [75125]	Low gear thrust washer
ZMBK233WS [78618]	87-'93 Dakota, w/ synchros	ZM5354338098 [75806]	Reverse gear thrust washer
Clusters & Cluster Gears			
ZM535-8A [79538]	Cluster, w/ 5th gear	ZM5354338205 [70713]	Shift rail spring
NP535 Forks, Pads & Parts		ZM5354338280 [77826]	Rear countershaft shim, 0.72"
ZM5354338013 [72726]	1st & 2nd shift fork	ZM5354338285 [75132]	Rear countershaft shim, 0.89"
ZM5354338027 [72920]	3rd, 4th, 5th & reverse shift fork	ZM535442931 [77683]	Shift rail lug pin
ZM535442934 [78447]	Shift fork to rain pin	ZM535443193 [79719]	Mainshaft thrust washer & pin pack
Gaskets & Gasket Sets			
ZMGAS535-55 [74758]	Input retainer gasket	ZM5356033129 [79616]	Center countershaft bearing snap ring
Input Shafts			
ZM535-16 [79369]	Input shaft, Dakota	ZM5356033987 [70549]	5th gear key
Mainshafts & Mainshaft Gears			
ZM535-18 [71767]	5th gear mainshaft	ZMSP535-50 [76776]	Small parts kit
ZM535-2 [71793]	Mainshaft, Chrysler, 4WD	Synchros, Blockers & Parts	
ZM535-36 [70152]	Mainshaft reverse gear	ZM5354338244 [73128]	5th to reverse blocker
Seals			
ZMSEA10515 [76540]	Input seal, 23 spline	ZM535-80 [73830]	1st & 2nd synchro assembly
		ZMSR535-14 [76718]	3rd, 4th & 5th blocker ring
		ZMSRA525-83 [78730]	1st & 2nd blocker
Transmission Gears			
ZM535-11 [71326]	3rd gear, 30 tooth		
ZM5354338131 [76000]	Reverse idler gear		
ZM5354338152 [78933]	1st gear		
ZM5354338202 [75659]	2nd gear		

NP541

PART #	Description	PART #	Description
Bearing Kits			
ZMBK214A [74919]	60-'84 GM & Dodge	Gaskets & Gasket Sets	
		ZMGAS310-55 [77652]	Gasket set

NP542

PART #	Description	PART #	Description
Bearing Kits			
ZMBK214A [74919]	60-'84 GM & Dodge	Small parts	
		ZMSPAX94906 [79488]	Small parts kit, shift stub repair
Gaskets & Gasket Sets			
ZMGAS310-55 [77652]	Gasket set		

NP543

PART #	Description
Bearing Kits	
ZMBK377 [74566]	90-'94 Chrysler passenger car

NP547

PART #	Description
Synchos, Blockers & Parts	
ZMSRK300ZFA [70709]	Blocker kit

NP568

PART #	Description
Bearing Kits	
ZMBK377 [74566]	90-'94 Chrysler passenger car

NSG70

PART #	Description
Bearing Kits	
ZMBK478 [76201]	05-'14 Jeep
ZMBK478AWS [77046]	05-'14 Jeep, w/ synchros
ZMBK478WS [70173]	12-'14 Jeep, w/ synchros

Clusters & Cluster Gears

ZMNSG370-11 [71255]	3rd gear cluster, 33 tooth
ZMNSG370-8 [30704]	Cluster assembly
ZMNSG370-8L [30705]	Cluster assembly, '11 & up

Forks, Pads & Parts

ZMNSG370-23ASSY [77944]	Ford assembly, 6 speed
-------------------------	------------------------

Hubs & Sliders

ZMNSG370-40 [70245]	Reverse hub & slider, 6 speed
---------------------	-------------------------------

Input Shafts

ZMNSG370-16 [76793]	31 tooth
---------------------	----------

Mainshafts & Mainshaft Gears

ZMNSG370-2 [77448]	Mainshaft, 35/41 tooth, 4WD
--------------------	-----------------------------

Seals

ZMSEA5347 [79121]	Rear seal, 4WD
ZMSEA5547 [74296]	Input seal, 6 speed
ZMSEA7358 [79000]	Countershaft plug seal, Jeep

PART #	Description
Small parts	
ZMNSG68089757AB [74190]	Shifter assembly, 3.8L

Synchos, Blockers & Parts

ZMNSG370-2.5 [75023]	3rd & 4th synchro assembly, 6 speed
ZMNSG370-50 [70455]	5th & 6th synchro assembly
ZMSRNSG370-14 [70046]	1st & 2nd blocker
ZMSRNSG370-14A [77986]	3rd & 4th blocker
ZMSRNSG370-14B [75733]	Reverse synchro ring
ZMSRNSG370-14E [76175]	5th & 6th synchro ring, early
ZMSRNSG370-14L [77843]	5th & 6th synchro ring, late

Transmission Gears

ZMNSG370-12A [74975]	1st gear
ZMNSG370-19 [76307]	5th gear countershaft, 6 speed, 43 tooth
ZMNSG370-21 [70436]	2nd gear, 6 speed, 49 tooth
ZMNSG370-28B [30702]	3rd clutch gear
ZMNSG370-28C [30703]	4th clutch gear
ZMNSG370-36 [78917]	Reverse gear, 6 speed, 41 tooth
ZMNSG370-48 [70794]	6th gear mainshaft, '10 & down, 29 tooth
ZMNSG370-48A [78888]	6th gear countershaft, 6 speed, 48 tooth
ZMNSG370-48B [70509]	6th gear mainshaft, '11 & up, 27 tooth
ZMNSG370-80 [73878]	1st & 2nd synchro assembly, 6 speed
ZMNSG370-9 [70312]	4th gear cluster, 6

NV1500

PART #	Description
Bearing Kits	
ZMBK416 [71537]	96 & up S10, 5 speed
ZMBK416WS [76197]	96 & up S10, 5 speed, w/ synchros
ZMBK494 [72705]	99 & up Dakota
ZMBK494WS [78062]	99 & up Dakota, w/ synchros

Mainshafts & Mainshaft Gears

ZMNV21442 [75031]	Mainshaft, GM, 2WD
-------------------	--------------------

Seals

ZMSEA11623 [78677]	Input seal
ZMSEA21008 [75299]	Rear seal, '96 & up S10, 2WD
ZMSEA23879 [77191]	Rear seal, Jeep & Dakota, 4WD

PART #	Description
Small parts	
ZMGETWT290-K [75646]	Spring & key kit

Synchos, Blockers & Parts

ZMSRNV1500-14 [76051]	Outer blocker, GM
ZMSRNV1500-14A [74782]	Inner blocker, GM
ZMSRNV1500-14B [77574]	Reverse blocker

Transmission Gears

ZMNV24994 [72118]	5th gear, GM, 27 tooth
-------------------	------------------------

NV280

PART #	Description
Gaskets & Gasket Sets	
ZMGAS305-55 [77668]	Gasket set

NV3500

PART #	Description	PART #	Description
Input Shafts			
ZMGET290-16B [73094]	94-'96 Chrysler, 26 tooth	ZMSEA16725 [74153]	Rear seal, Chrysler, 2WD
ZMGET290-16F [78608]	97-'00 Chrysler, 35 tooth	ZMSEA9846 [73727]	Rear seal, 2WD
Small parts			
ZMGETWT290-K [75646]	Spring & key kit	Synchros, Blockers & Parts	
ZMNMK290 [79705]	Needle kit, '80-'90	ZMGET290-15 [75107]	Synchro sleeve, GM & Chrysler
ZMNMK290A [78418]	Needle kit, '91 & up, w/o sealed 5th gear	ZMNMV18130 [73960]	3rd & 4th synchro assembly
ZMNMK290B [76797]	Needle bearing kit, '93 & up	ZMNMV18831 [72594]	1st & 2nd outer blocker
ZMNMV23049751 [70987]	Mainshaft nut	ZMSR18291 [76172]	Reverse synchro ring
ZMNMV26375 [77070]	Shifter, square		
ZMNMV3500-6 [78081]	Bearing retainer		
ZMNMV3500-6A [74246]	Retainer, '02 & up Chrysler & Jeep		

NV3550

PART #	Description	PART #	Description
Bearing Kits			
ZMBK235FWS [71405]	2006 Jeep, 6 cylinder, w/ synchros	ZMNV3550-16 [72824]	02-'04 Jeep, 26 tooth
		ZMNV3550-16A [71085]	00-'01 Jeep, 35 tooth
Clusters & Cluster Gears			
ZMNV3550-8 [79526]	Jeep cluster, 5 speed	Small parts	
ZMNV3550-8A [76262]	Jeep cluster	ZMNV31452 [75060]	Shift rail
Forks, Pads & Parts			
ZMTRETCNS4240 [76495]	Fork insert	Transmission Gears	
		ZMNV3550-18 [70715]	5th gear, 34 tooth

NV4500

PART #	Description	PART #	Description
Small parts			
ZMNMK4500 [71187]	Needle bearing kit	ZMNV20031 [70669]	Detent spring
ZMNMK4500A [76849]	Needle bearing kit, '92-'96	ZMNV20231 [74259]	5th gear shift shaft
ZMNMV1000-140-011 [79178]	Reverse switch	ZMNV21313 [70159]	Clutch drive gear
ZMNMV12085485 [74152]	Conversion backup switch	ZMNV22414 [76490]	Input retainer, '96 & up GM
ZMNMV15207 [74517]	Mainshaft snap ring	ZMNV23193 [70331]	3rd gear spacer
ZMNMV15722665 [79635]	Shift lever handle, GM	ZMNV23195 [76721]	Reverse gear spacer
ZMNMV15964862 [75090]	Brake drum cable, GM P series van	ZMNV23211 [72783]	Reverse idler thrust washer
ZMNMV16771 [74894]	Case to top cover dowel	ZMNV23263 [72555]	Reverse idler gear, '97 & up
ZMNMV16792 [76015]	3rd gear spacer	ZMNV25140 [72529]	top cover
ZMNMV16794 [79375]	3rd gear snap ring	ZMNV25289 [74105]	Spacer, '97 & up
ZMNMV16795 [71898]	3rd gear thrust washer	ZMNV25657 [77580]	1st & 2nd shift lug, square
ZMNMV16797 [72805]	Reverse gear thrust washer	ZMNV25818 [75821]	Shifter stub, '95 & up GM
ZMNMV16816 [78311]	Reverse & overdrive shift rail	ZMNV25982 [76417]	Shifter, '98-'02, 4 bolt
ZMNMV16835 [71234]	Mainshaft retainer	ZMNV27133M [70951]	Nut, updated design, w/ washer
ZMNMV16841 [77455]	Top cove plunger	ZMNV27134M [76850]	Mainshaft nut, GM, 4WD
ZMNMV16846 [77032]	Front countershaft bearing cap	ZMNV30291-1 [70498]	Mainshaft shim, .003"
ZMNMV16862 [74521]	Tail housing bolt	ZMNV30291-2 [78871]	Mainshaft shim, .005"
ZMNMV16863 [73475]	Case to extension dowel	ZMNV30291-3 [73225]	Mainshaft shim, .010"
ZMNMV16874 [71275]	5th countershaft thrust washer	ZMNV31402-1 [70588]	Countershaft shim, .003"
ZMNMV16875 [78401]	1st & 2nd mainshaft snap ring	ZMNV31402-2 [76881]	Countershaft shim, .005"
ZMNMV17018 [72682]	Countershaft gear snap ring	ZMNV31402-3 [79399]	Countershaft shim, .010"
ZMNMV17066 [71057]	Mainshaft spacer, w/o brake	ZMNV31402-4 [71058]	Countershaft shim, .0295
ZMNMV17138 [76050]	Spacer	ZMNV35660 [77632]	Shift rail detent pin
ZMNMV17165 [73065]	Trail snap ring, GM	ZMNV4500-63 [76612]	Top cover vent baffle
ZMNMV17181 [71054]	Mainshaft washer, GM, 4WD	ZMNV4500-K1 [75236]	1st & 2nd spring key kit
ZMNMV17288 [73235]	1st & 2nd shift rail	ZMNV4500-K2 [71442]	3rd, 4th, 5th & reverse spring key kit
ZMNMV17420 [78423]	Shifter boot	ZMNV4500SHOE [71387]	Brake shoes, GM P series van
ZMNMV17507 [70263]	Input retainer, GM	ZMNV4500-WK [70140]	Updated main washer kit
ZMNMV18161 [72506]	Input retainer, Chrysler	ZMNV455289 [75187]	Roll pin
ZMNMV18161M [72399]	Input retainer, Chrysler, 1.375"	ZMNV550-010 [75333]	Expansion plug, 7/8"
ZMNMV18165 [71981]	Rear mainshaft washer, Chrysler	ZMNV716050D1 [77842]	Shifter stick, '99 & up Chrysler
ZMNMV18188 [71250]	1st & 2nd shift lug	ZMNV89279 [70298]	Light switch gasket
ZMNMV18191 [78643]	Rear countershaft retainer	ZMNVSTUBBOLT [72180]	Shifter stub bolt
ZMNMV18320 [70307]	3rd & 4th shift rail	ZMSMK16811 [76656]	Mainshaft bearing shim kit
ZMNMV18347 [78487]	Input retainer, Chrysler	ZMSMK16853 [71837]	Countershaft bearing shim kit
ZMNMV18437 [74393]	Roll pin	ZMSPD23675 [75285]	Speedo gear, GM
ZMNMV18452 [72043]	Shifter spring, Chrysler	ZMSP4500-50 [79674]	Small parts kit
ZMNMV18453 [78245]	Shifter stub, Chrysler	ZMSP4500-50Y [74682]	Top cover small parts kit
ZMNMV18737 [75320]	Top cover pin		
ZMNMV18861 [74600]	Top cover shell		
ZMNMV18863 [77934]	3rd & 4th shift lug	Yokes	
ZMNMV18870 [74595]	Shifter stub bolt spacer	ZMY3-3-3441X [79138]	1410 u/joint, 31 spline, 8.344" long, Dodge diesel
ZMNMV18872 [73056]	Bolt	ZMY3-3-4391X [71534]	1410 u/joint, 31 spline, 8.344" long, Dodge diesel
ZMNMV18873 [71985]	Rubber shifter spacer	ZMY3-4-13731-1 [30707]	1350 u/joint, 2WD, w/o brake
ZMNMV18876 [74228]	Top cover spring		
ZMNMV18960 [78415]	Magnet	Clusters & Cluster Gears	
		ZMNV22608 [73483]	Cluster, '92-'96 Chrysler, '95-'96 GM

Continued on next page

NV4500 (Cont.)

PART #	Description
ZMNV22657 [77593]	Cluster, '97 & up Chrysler, 1 1/2"
Miscellaneous	
ZMNV712584 [72427]	4x4 adapter kit

Mainshafts & Mainshaft Gears

ZMNV16799 [76198]	Mainshaft 5th gear, '92-'94 GM, 19 tooth
ZMNV16999 [78734]	5th mainshaft gear, '95 & up GM, 22 tooth, 31 spline
ZMNV17293 [76844]	2nd gear mainshaft, GM & Chrysler
ZMNV17308 [78701]	Mainshaft reverse gear, '92-'96 GM, 39 tooth
ZMNV17309 [76137]	Mainshaft reverse gear, '92-'96 Chrysler, 39 tooth
ZMNV18164 [79684]	5th mainshaft gear, Chrysler, 22 tooth, 5.61 ratio
ZMNV18922 [71634]	3rd mainshaft gear, '92-'94 GM, 28 tooth, 6.34 ratio
ZMNV23267 [74376]	Mainshaft reverse gear, '97-'98 GM, 35 tooth
ZMNV23271 [77000]	Mainshaft reverse gear, '97 & up Chrysler
ZMNV23712 [77730]	Mainshaft 3rd gear, '95 & up GM, 29 tooth
ZMNV25330 [79263]	Mainshaft, GM pickup, 2WD, 20 1/4" long
ZMNV25331 [73274]	Mainshaft, GM pickup, w/ bolt, 24.6" long
ZMNV25332 [73459]	Mainshaft, GM, 2WD, 25.5" long, w/ nut
ZMNV27170 [79695]	Mainshaft, GM, 4WD
ZMNV27171 [77719]	Mainshaft, '92-'01 Chrysler, 4WD, 23 spline
ZMNV27172 [77001]	Mainshaft, Chrysler, 2WD, 24 1/4" long
ZMNV27173 [76178]	Chrysler, diesel, 4WD, 29 spline
ZMNV27176 [77538]	Chrysler, diesel, 2WD

Gaskets & Gasket Sets

ZMGAS517351 [74209]	Power takeoff cover gasket
---------------------	----------------------------

Housings & Cases

ZMNV15998496 [75497]	Bell housing, GM
ZMNV18169 [75010]	Tail housing, Chrysler, 2WD
ZMNV18305 [79534]	Tail housing, GM, cast
ZMNV23165 [76749]	Case, Chrysler, w/ narrow reverse
ZMNV23338 [79146]	Tail housing, GM P series van, 2WD
ZMNV23339 [75713]	Tail housing, GM P series van, w/ brake bushing
ZMNV25085 [73166]	Tail housing, GM P series van, 2WD, no brake
ZMNV25086 [79714]	Tail housing, GM P series van, w/o brake bushing
ZMNV26705 [79208]	Tail housing, Chrysler, 4WD
ZMNV33903 [70907]	Case, '01-'03 GM & late Dodge
ZMNV712576 [74790]	Bell housing, GM, late design
ZMNV712577 [72784]	Bell housing, GM, early design
ZMNV712586 [75199]	Bell housing, Chrysler 5.9L
ZMNV712586A [75686]	Bell housing kit, Chrysler 5.9L

Countershafts & Countershaft Gears

ZMNV17271 [72979]	4th countershaft gear, '92-'94 GM, 39 tooth
ZMNV17272 [75271]	4th countershaft gear, '95 & up GM, 38 tooth
ZMNV17330 [70390]	3rd countershaft gear, '95 & up GM & Chrysler, 30 tooth

PART #	Description
ZMSEA13557 [76860]	Input seal, Ford, big design
ZMSEA19211 [76215]	Rear seal, 4WD
ZMSEA19601 [75624]	Rear seal, 4WD
ZMSEA21901 [74351]	Input seal

Synchros, Blockers & Parts

ZMNV17084 [71100]	Inner synchro ring
ZMNV17285 [71386]	1st & 2nd synchro spring
ZMNV17289 [70660]	1st & 2nd synchro key
ZMNV17299 [76536]	3rd, 4th, 5th & reverse synchro key
ZMNV17301 [74824]	3rd & 4th synchro hub
ZMNV17306 [71106]	5th & reverse synchro sleeve
ZMNV17346 [79007]	3rd, 4th, 5th & reverse synchro spring
ZMNV18321 [70950]	3rd & 4th synchro sleeve
ZMNV18412 [75203]	3rd & 4th synchro assembly
ZMNV23678 [75085]	1st & 2nd synchro assembly
ZMSR17078 [75070]	1st & 2nd blocker, fiber
ZMSR24024 [71468]	5th gear blocker
ZMSR24025 [71971]	3rd & 4th blocker
ZMSRK308 [78953]	Synchro ring kit
ZMSRK308A [76357]	Synchro ring kit, Chrysler

Transmission Gears

ZMNV17290 [76744]	1st gear, 39 tooth
ZMNV17310 [75984]	Input gear, GM, 6.34 ratio, 10 spline
ZMNV17317 [77144]	5th gear, '92-'94 GM, 51 tooth, 6.5" O.D.
ZMNV17318 [78465]	5th gear, '95 & up GM, 51 tooth
ZMNV17582 [72278]	5th gear kit, 51 tooth
ZMNV18920 [74934]	Reverse clutch gear, '93-'98 GM
ZMNV18921 [74229]	5th clutch gear, GM & Chrysler
ZMNV18923 [75776]	Reverse clutch gear, '93 & up Chrysler

Bearing Kits

ZMBK308A [73091]	92-'05 Ram
ZMBK308CWS [73092]	99 & up GM, w/ synchros
ZMMK308AWS [76083]	Dodge, w/ synchros
ZMMK308CWS [75852]	99 & up GM, w/ synchros
ZMMK308MWS [79514]	93-'97 GM & Chrysler, w/ rings
ZMMK308WS [76632]	GM, w/ synchros

Forks, Pads & Parts

ZMNV15155 [74981]	Clutch fork
ZMNV18302 [78821]	3rd & 4th fork
ZMNV18303 [70153]	1st & 2nd fork
ZMNV18931 [75140]	Reverse fork
ZMNV18937 [78493]	5th fork
ZMNV25661 [76709]	Reverse fork
ZMNV28437 [75961]	Fork pads

NV5600

PART #	Description
Small parts	
ZMBSH22728 [75035]	Shift rail bushing
ZMNV5600 [75991]	Needle bearing kit
ZMNV18593 [73941]	Detent plunger
ZMNV18870 [74595]	Shifter stub bolt spacer
ZMNV18872 [73056]	Bolt
ZMNV18873 [71985]	Rubber shifter spacer
ZMNV20573 [72408]	Key
ZMNV20743 [72565]	Rear cluster shim kit
ZMNV20952 [72534]	Rear counter shim, 0.22"
ZMNV20953 [30720]	Rear counter shim, 0.24"
ZMNV20954 [30721]	Rear counter shim, 0.26"
ZMNV20955 [30722]	Rear counter shim, 0.27"
ZMNV20956 [77998]	Rear counter shim, 0.29"
ZMNV20958 [30723]	Rear counter shim, 0.34"
ZMNV20960 [30724]	Rear counter shim, 0.35"
ZMNV20962 [30725]	Rear counter shim, 0.38"
ZMNV20963 [73412]	Rear counter shim, 0.38"
ZMNV20964 [30726]	Rear counter shim, 0.40"
ZMNV20967 [30727]	Rear counter shim, 0.42"
ZMNV20969 [71327]	Rear counter shim, 0.45"
ZMNV20971 [30728]	Rear counter shim, 0.49"
ZMNV20975 [77024]	Rear counter shim, 0.55"
ZMNV22744 [73305]	Detent plunger

PART #	Description
ZMNV22787 [74701]	1st gear thrust washer
ZMNV22789 [70150]	1st gear snap ring kit
ZMNV22809 [70530]	Snap ring kit
ZMNV22866 [72935]	Idler splined coupler sleeve
ZMNV22869 [30732]	Reverse idler gear shaft
ZMNV22870 [75235]	Reverse idler gear washer
ZMNV22883 [70770]	Spiral lock ring for reverse hub
ZMNV22889 [72325]	Reverse thrust washer
ZMNV23049899 [76359]	Shift rail roller
ZMNV23319 [70848]	Crossover cam roller pin
ZMNV24742 [30729]	Retaining ring
ZMNV24747 [30730]	Retaining ring
ZMNV24749 [70777]	Retaining ring, green
ZMNV24750 [72173]	Retaining ring, yellow
ZMNV24753 [77911]	Retaining ring, blue
ZMNV24754 [74430]	Retaining ring, red
ZMNV25683 [77166]	Shifter stub, '98-'02
ZMNV26263 [76611]	Front input bearing shim kit
ZMNV26265 [70803]	Input shim, .041"
ZMNV26266 [30716]	Input shim, .042"
ZMNV26267 [76063]	Input shim, .043"
ZMNV26268 [30717]	Input shim, .045"
ZMNV26269 [72728]	Input shim, .047"
ZMNV26270 [30718]	Input shim, .048"
ZMNV26271 [74065]	Input shim, .052"
ZMNV26274 [73554]	Input shim, .010"

Continued on next page

NV5600 (Cont.)

PART #	Description	PART #	Description
Small parts (Cont.)			
ZMNV26280 [79088]	Input shim, .065"	ZMBK492 [76094]	98-'05 Ram 2500 & 3500, 6 speed
ZMNV26281 [76020]	Countershaft Front shim kit	ZMBK492WS [72059]	98-'05 Ram 2500 & 3500, 6 speed, w/ synchros
ZMNV26282 [72179]	Cluster shim, .045"	ZMBK492WSMK [75134]	01-'05 Ram 2500 & 3500, w/ synchros
ZMNV26284 [76193]	Cluster shim, .048"		
ZMNV26286 [30710]	Cluster shim, .050"	Hubs & Sliders	
ZMNV26287 [76989]	Cluster shim	ZMNV22881 [79609]	Reverse hub
ZMNV26289 [78436]	Cluster shim		
ZMNV26290 [30711]	Cluster shim, .056"	Transmission Gears	
ZMNV26292 [30712]	Cluster shim, .060"	ZMNV22756 [73141]	6th gear, 24 tooth
ZMNV26293 [74840]	Cluster shim	ZMNV22770 [78134]	2nd gear, 39 tooth
ZMNV26294 [30713]	Cluster shim, .062"	ZMNV22784 [78208]	1st gear, 39 tooth
ZMNV26299 [73991]	Cluster shim	ZMNV22803RP [30709]	4th gear, late design
ZMNV26439 [30719]	Input shim, .57"	ZMNV22873 [73116]	Reverse idler gear
ZMNV26443 [75096]	Input shim, .62"	ZMNV22886 [72458]	Reverse gear, 39 tooth
ZMNV26528 [75853]	Detent spring for main case	ZMNV5010052AA [78836]	6th mainshaft gear, early design
ZMNV26900 [77731]	Thrust washer		
ZMNV26960 [30735]	Speed sensor, GM	Synchros, Blockers & Parts	
ZMNV27341 [72287]	1st needle bearing sleeve	ZMNV22762 [74191]	5th & 6th gear synchro, w/o blockers
ZMNV27663 [78991]	Nut	ZMNV22762RP [77583]	5th & 6th gear synchro, w/o blockers
ZMNV28648 [79628]	Oil guide, small	ZMNV22765 [72172]	5th & 6th synchro hub
ZMNV28649 [75357]	Oil guide, large	ZMNV22777 [72846]	1st & 2nd synchro assembly
ZMNV29494 [70592]	Input retainer, 1 3/8"	ZMNV22780 [73843]	1st & 2nd synchro hub
ZMNV29922 [70976]	Detent spring for tail	ZMNV22799 [76387]	Synchro assembly
ZMNV32470 [71569]	1st & 2nd inner synchro cone	ZMNV22880 [73370]	Reverse synchro assembly, Mercedes
ZMNV4210616 [73358]	Detent plug	ZMNV44548E [30736]	Synchro ring spacer
ZMNV4500-28E [30734]	Shift stick & knob, Chrysler	ZMSR22761 [76717]	Outer blocker
ZMNV45140 [73148]	Slider	ZMSR44548 [77262]	Synchro ring blocker, brass
ZMNV46308 [72288]	Front countershaft spacer	ZMSR44548RP [73080]	Synchro ring blocker
ZMNV4741139 [30733]	Shift fork roll pin		
ZMNV52087542 [78531]	Clutch pivot ball	Forks, Pads & Parts	
ZMNVSTUBBOLT [72180]	Shifter stub bolt	ZMNV22830 [76889]	3rd & 4th fork, w/o rail
		ZMNV22841 [76988]	5th & 6th fork, w/ rail
		ZMNV22884 [71601]	Reverse fork
		ZMNV26644 [73153]	Countershaft oil guide
		ZMNV26703 [30714]	1st & 2nd fork assembly
		ZMNV26704 [70849]	5th & 6th rail, w/ fork
		ZMNV43265 [71407]	1st & 2nd fork

Housings & Cases

ZMNV22725 [74484]	Main case
ZMNV23078 [71929]	Tail housing, 4WD

Countershafts & Countershaft Gears

ZMNV22794 [77158]	3rd countershaft gear, 28 tooth
ZMNV22876 [30731]	Reverse countershaft gear assembly
ZMNV22877 [78592]	Reverse countershaft gear
ZMNV26164 [75985]	5th countershaft gear
ZMNV26165 [72145]	6th countershaft gear
ZMNV38194 [72435]	4th countershaft gear

Mainshafts & Mainshaft Gears

ZMNV26221 [72212]	Mainshaft, 4WD
ZMNV26222 [73593]	Mainshaft, 2WD

NVT355

PART #	Description	PART #	Description
Bearing Kits			
ZMBK414B [79110]	07 & up Compass & Patriot	ZMT35551098 [73270]	1st & 2nd slider, '07-'16 Compass
ZMBK414BWS [75215]	07 & up Compass & Patriot, w/ synchros		
ZMBK414C [70467]	07 & up Compass & Patriot	Synchros, Blockers & Parts	
ZMBK414CWS [72845]	07 & up Compass & Patriot, w/ synchros	ZMSR56812 [73465]	3rd, 4th, 5th & reverse blocker, '04-'16 Compass
		ZMT35551096 [30737]	1st & 2nd synchro, '07-'16 Compass
Seals			
ZMSEA9647 [71890]	Input seal, Jeep Patriot & Compass		

Peugeot

PART #	Description	PART #	Description
Bearing Kits			
ZMBK219A [76941]	Bearing kit	ZMSEA12741 [70246]	Input seal
ZMBK219AWS [72088]	Bearing kit, w/ synchros		
Transmission Gears			
ZMBA10-10 [72985]	Reverse gear set, Peugeot 5 speed		

R150

PART #	Description	PART #	Description
Bearing Kits			
ZMBK163C [74464]	94 7 up Toyota pickup	Synchros, Blockers & Parts	
		ZMSRK163C [30743]	Synchro ring kit, '94 & up Toyota

R151

PART

Bearing Kits

ZMBK161LWS [75379]	87 & up Toyota, w/ synchros
ZMBK163 [71935]	85 & up Toyota, Turbo, 4 speed, 4WD
ZMBK163B [71897]	92 & up Dakota, V8, 5 speed
ZMBK163BWS [78892]	92 & up Dakota, V8, 5 speed, w/ synchros
ZMBK163WS [76958]	85 & up Toyota, Turbo, 5 speed, 4WD, w/ synchros

Description

PART

Seals

ZMSEA34538 [72811]	Seal, 4WD, 6 cylinder
ZMSEA710198 [75300]	Seal, 4WD, 6 cylinder

Description

Synchros, Blockers & Parts

ZMSR33387-34010 [76339]	5th & reverse blocker, 6 cylinder
ZMSRK163 [75743]	Synchro ring kit, '85 & up, 5 speed, 4WD, turbo
ZMTOY33369-35010 [71801]	5th blocker, Toyota 6 cylinder

R351

PART

Bearing Kits

ZMBK447WS [77740]	02 & up Toyota passenger car, 5 speed, w/ synchros
-------------------	--

Description

RAD

PART

Small parts kits

ZMSP1103-50 [71417]	Small parts kit, Chrysler & Jeep
---------------------	----------------------------------

Description

Rockwell

PART

Bearing Kits

ZMBK221 [79086]	60-'69
-----------------	--------

Description

Saginaw

PART

Bearing Kits

ZMBK115 [76455]	66-'87 Buick, 3 speed
ZMBK115AWS [72334]	66-'87 Buick, 3 speed, w/ synchros
ZMBK115B [74200]	66-'87 Buick, 3 speed, w/ overdrive
ZMBK115BWS [30756]	66-'87 Buick, 3 speed, w/ overdrive, w/ blockers
ZMBK115WS [70267]	66-'87 Buick, 4 speed, w/ synchros
ZMMK115WS [74602]	3 & 4 speed, w/ synchros

Description

PART

Clusters & Cluster Gears

ZMSAGWT302-8 [77541]	Cluster, '66-'67, 4 speed
ZMSAGWT302-8C [78793]	Cluster, 4 speed

Description

Seals

ZMSEA15041 [70188]	Seal, 2WD
ZMSEA7410 [78209]	Shift shaft seal
ZMSEAAS162 [78940]	1st & 2nd shifter o-ring

Forks, Pads & Parts

ZMSAGWT301-23 [73404]	3rd & 4th fork
-----------------------	----------------

Gaskets & Gasket Sets

ZMGAS301-55 [79424]	Gasket set
ZMGSK115 [77041]	Gasket seal kit, 3 & 4 speed

Small parts

ZMSP301-50 [79024]	Small parts kit, 3 & 4 speed
ZMSAGWT301-3 [72729]	Countershaft pin, GM
ZMSAGWT301-6 [72856]	Small retainer
ZMSAGWT301-6A [71304]	Front retainer
ZMSAGWT302-10A [74235]	Reverse idler gear, 18 tooth

Synchros, Blockers & Parts

ZMSAG3871250 [70923]	3rd & 4th synchro dogs
ZMSAGWT301-2.5 [72720]	Synchro assembly, 4 speed
ZMSAGWT301-K [77919]	Synchro key & spring kit
ZMSAGWT302-80A [77906]	1st & synchro assembly, 4 speed
ZMSRWT301-83 [78721]	Synchro ring

Transmission Gears

ZMSAGGK [70428]	Gear kit, 4 speed
ZMSAGWT302-21A [30755]	2nd gear, '66-'85 4 speed, 25 tooth

Saturn

PART

Bearing Kits

ZMBK395 [77882]	94 & up, 5 speed
ZMBK395WS [76296]	94 & up, 5 speed, w/ synchros

Description

PART

Forks, Pads & Parts

ZMSAT21120485 [73766]	Fork pads
-----------------------	-----------

Description

Synchros, Blockers & Parts

ZMSRSAT-14 [73048]	1st & 2nd blocker
ZMSRSAT-14A [78259]	3rd, 4th, 5th & reverse blocker

Seals

ZMSEA3352 [71639]	Differential seal, large
ZMSEA3354 [78619]	Differential seal, small
ZMSEA6404 [76462]	Shift shaft seal
ZMSEA6610 [74236]	Shift shaft seal
ZMSEAH2-45 [73650]	Shift shaft seal

SM420

PART #	Description	PART #	Description
Bearing Kits			
ZMBK108 [72910]	48-'67, 4 speed	ZMSEA22340 [73740]	Rear seal, 2WD
Gaskets & Gasket Sets			
ZMGAS250-55 [76023]	Gasket set	Small parts kits	
ZMGSK108 [78100]	Gasket seal kit	ZMSP250-50B [73711]	Small parts kit
Synchros, Blockers & Parts			
		ZMSRWT250-19C [74300]	3rd & 4th sunchro ring

SM465

PART #	Description	PART #	Description
Bearing Kits			
ZMBK129 [78113]	69-'88, 4 speed	Gaskets & Gasket Sets	
ZMBK129A [77968]	69-'88, 4 speed, w/o small parts kit	ZMGAS304-55R [73823]	Retainer gasket
ZMBK129AWS [70389]	69-'88, 4 speed, w/o small parts kit, w/ synchros	ZMGAS304-55RC [30763]	Gasket
ZMBK129L [71466]	88 & up, 4speed	Small parts	
ZMBK129LWS [77233]	88 & up, 4speed, w/ synchros	ZM465WT304-40 [76061]	Detent spring
ZMBK129WS [73131]	68 & up, 4 speed, w/ synchros	Small parts kits	
Countershafts & Countershafts Gears			
ZM465WT304-3 [71501]	Countershafts	ZMSP304-50Y [73783]	Top cover small parts kit

SR4

PART #	Description	PART #	Description
Bearing Kits			
ZMBK124 [76560]	79-'82, 4 speed	Small parts	
ZMBK124J [71415]	79-'82 Jeep, 4 speed	ZMSR4B8T-7220D [78175]	Shifter retainer
ZMBK124JWS [75681]	79-'82 Jeep, 4 speed, w/ synchros	Small parts kits	
ZMBK124WS [76876]	79-'82, 4 speed, w/ wynchros	ZMSP1103-50 [71417]	Small parts kit, Chrysler & Jeep
ZMBK125 [70283]	76-'78 Mustang, V8	ZMSPSR4-50 [70404]	Small parts kit
ZMBK125WS [72698]	76-'78 Mustang, V8, w/ synchros	Synchros, Blockers & Parts	
Gaskets & Gasket Sets			
ZMGASSR4-55 [79671]	Gasket set	ZMSR1351-14 [78918]	3rd & 4th blocker
Input Shafts			
ZMSR41340-085-002 [78543]	20 tooth	Transmission Gears	
ZMSR41340-085-003 [75016]	22 tooth	ZMSR41340-080-002 [75571]	3rd gear, 25 tooth
		ZMSR41340-584-004 [71452]	Reverse idler gear, 18 tooth

Subaru

PART #	Description	PART #	Description
Synchros, Blockers & Parts			
ZMSR32614AA131 [79107]	4th blocker	ZMSUB32650AA250 [76833]	Synchro ring
ZMSR32650AA051 [74066]	3rd blocker		

Suzuki

PART #	Description	PART #	Description
Bearing Kits			
ZMBK165 [78965]	85-'90 Samurai	Seals	
ZMBK165WS [79095]	85-'90 Samurai, w/ synchros	ZMSEA32X42X10 [76830]	Rear seal, Samurai
ZMBK264A [30666]	99-'02 Esteem, 5 speed	ZMSEA7915 [76878]	Input seal
ZMBK264AWS [30670]	99-'02 Esteem, 5 speed, w/ synchros	ZMSEA9795 [77708]	Rear mainshaft seal, Sidekick, 4WD
ZMBK293A [73402]	87 & up Sidekick, 5 speed, 2WD	Synchros, Blockers & Parts	
ZMBK293AWS [78252]	87 & up Sidekick, 5 speed, 2WD, w/ synchros	ZMSRSUZ-14 [74409]	1st & 2nd blocker, '86 & up Samurai
ZMBK293B [72593]	98 & up Sidekick, 5 speed, 4WD	ZMSRSUZ-14A [76934]	3rd & 4th blocker, Samurai
ZMBK293BWS [70027]	98 & up Vitara, 5 speed, w/ synchros	ZMSRSUZ-14B [79137]	Synchro ring
ZMBK293WS [73824]	89 & up Sidekick, 5 speed, w/ synchros		
Input Shafts			
ZMSUZSAM-16 [75607]	Samurai		

T10

PART #	Description
Bearing Kits	
ZMBK118 [78464]	73-'83 Super T10, 4 speed
ZMBK118HD [73216]	73-'83 Super T10, 4 speed, HD
ZMBK118HDWS [79724]	73-'83 Super T10, 4 speed, HD, w/ synchros
ZMBK118WS [77081]	73-'83 Super T10 Ford, 4 speed, HD, w/ synchros
ZMBK166 [72693]	60-'67 GM & Buick, 4 speed
ZMBK166A [77931]	57-'60 GM & Buick, 4 speed
ZMBK166AWS [74308]	57-'60 GM & Buick, 4 speed, w/ synchros
ZMBK166WS [76887]	60-'67 GM & Buick, 4 speed, w/ synchros
ZMBK177 [78460]	66-'74, 4 speed
ZMBK177WS [74705]	66-'74, 4 speed, w/ synchros
ZMBK185 [70305]	83-'88 Corvette, 4 speed
ZMMK118WS [73452]	Super T10, w/ synchros
ZMMK166WS [75786]	64-'67 4 speed, w/ synchros

Clusters & Cluster Gears

ZMT10C-8 [79321]	Cluster, '61-'65
ZMT10D-8 [70207]	Cluster, '62-'65
ZMT10U-8C [71035]	Cluster, 1979 Pontiac
ZMT10W-8B [73872]	Cluster, 2.64 ratio
ZMT10W-8CH [75509]	Cluster
ZMT10Y-8B [70198]	Cluster gear

Forks, Pads & Parts

ZMT10-23 [71707]	Forks
------------------	-------

Gaskets & Gasket Sets

ZMGAS10C-55 [76416]	Gasket, Corvette, rear plate to transmission
ZMGAS10C-55OD [72260]	Gasket, Corvette, transmission to overdrive
ZMGSK118 [76548]	Gasket seal kit
ZMGSK166 [71485]	Gasket seal kit, Toyota

Housings & Cases

ZMT101304-566-005 [79353]	Tail housing
---------------------------	--------------

Hubs & Sliders

ZMT101304-090-007 [71067]	3rd & 4th hub
ZMT101304-090-008 [70189]	1st & 2nd hub

Input Shafts

ZMT10-16 [70878]	27 tooth, w/o nut
ZMT10A-16 [70190]	Input, 25 tooth
ZMT10D-16 [70430]	25 tooth, 9" long
ZMT10U-16B [73928]	17 tooth, V8
ZMT10W-16CH [78516]	21 tooth, 26 spline, 2.43 ratio
ZMT10W-16G [79664]	20 tooth, 2.64 ratio

Mainshafts & Mainshaft Gears

ZMT10D-2 [72884]	Mainshaft, 21.06" long
------------------	------------------------

Seals

ZMSEA18658 [79041]	Rear seal, 32 spline
ZMSEA7395S [71145]	Shift shaft seal
ZMSEAAS014 [72857]	Reverse shifter o-ring

Small parts

ZMMUNPR707A [77434]	Input nut
ZMSPD361002 [70819]	Speedo gear, green
ZMSPD6260705 [70857]	Speedo gear, 8 tooth
ZMT10-K [78609]	1st through 4th synchro key & spring kit
ZMT10T85B-3 [73279]	Countershaft, 7/8"
ZMT10T89B-6 [72655]	Retainer
ZMT10T89C-6A [76221]	Input retainer, GM
ZMT10W-3 [78456]	Countershaft, 1"
ZMSP10-50 [70080]	Small parts kit, 7/8" countershaft
ZMSP10P-50 [70620]	Small parts kit, 1st design
ZMSP10W-50 [78960]	Small parts kit

Synchros, Blockers & Parts

ZMSRT10W-14A [79630]	Synchro ring blocker
ZMT10-2.5A [76046]	3rd & 4th synchro assembly
ZMT10-KS [76702]	1st through 4th synchro key & spring kit, 24 tooth
ZMT10P-80 [79564]	1st & 2nd synchro assembly, w/ blocker
ZMT10P-80S [76813]	1st & 2nd synchro assembly
ZMT10S-15 [74524]	Synchro sleeve
ZMT10T16-2.5 [75204]	3rd & 4th synchro assembly
ZMT10T85B-15 [73561]	Synchro sleeve

Transmission Gears

ZMT10-31 [77567]	2nd gear, 32 tooth
ZMT10-34C [78347]	Reverse idler, 19 tooth
ZMT10-35 [74534]	Reverse idler shaft
ZMT10-46A [71295]	Reverse gear, 6 spline
ZMT10H-11A [72489]	3rd gear, 28 tooth
ZMT10H-12 [74656]	1st gear, 36 tooth
ZMT10H-31 [77468]	2nd gear, '63-'66, 30 tooth
ZMT10J-11 [71570]	3rd gear, 29 tooth, w/o bushing
ZMT10P-11 [77625]	3rd gear, 24 tooth
ZMT10S-11 [76435]	3rd gear, '74-'79, 22 tooth
ZMT10S-31A [71347]	2nd gear, 25 tooth
ZMT10W-12 [72587]	1st gear, '74-'82, 34 tooth
ZMT10W-46 [73030]	Reverse gear, 39 tooth, 32 spline

T14

PART #	Description
Bearing Kits	
ZMBK120 [73463]	67-'75, 3 speed
ZMBK120WS [71437]	67-'75, 3 speed, w/ synchros
ZMBK319WS [73047]	68-'76, 3 speed, w/ synchros

Small parts kits

ZMSP14-50 [70007]	Small parts kit
-------------------	-----------------

PART #	Description
Gaskets & Gasket Sets	
ZMGAS14-55 [79173]	Gasket set
ZMGAS14A-55 [74509]	Gasket, Jeep

Synchros, Blockers & Parts

ZMSRT14-14 [79516]	Synchro ring blocker
--------------------	----------------------

T15

PART #	Description
Bearing Kits	
ZMBK121 [77030]	67-'79, 3 speed
ZMBK121I [30781]	74-'79, 3 speed
ZMBK121WS [74130]	67-'79, 3 speed, w/ synchros

Gaskets & Gasket Sets

ZMGAS15-55 [79116]	Gasket set
--------------------	------------

PART #	Description
Small parts kits	
ZMSP15-50 [78650]	Small parts kit

Synchros, Blockers & Parts

ZMSRT15-14 [75024]	Synchro ring blocker
--------------------	----------------------

T150

PART #	Description	PART #	Description
Bearing Kits			
ZMBK122 [79261]	75-'80 Jeep, 3 speed	ZMSEA11111 [70417]	Input seal
ZMBK122WS [75114]	76-'79, 3 speed, w/ synchros	ZMSEA17726 [72750]	Seal, '75-'85 Jeep
Clusters & Cluster Gears			
ZMTREWT299-8 [78247]	Cluster	Mainshafts & Mainshaft Gears	
		ZMTREWT150-2P [77195]	Mainshaft, Jeep 4WD
Gaskets & Gasket Sets			
ZMGAS150-55 [77841]	Gasket set, Jeep, 3 speed	Countershafts & Countershafts Gears	
		ZMTREWT287-3 [71280]	Countershaft, 6 12/32" long
		ZMTREWT288-3 [78577]	Countershaft, 7/8", 7" long
Input Shafts			
ZMTREWT150-16Q [75293]	Jeep, 20 tooth	Transmission Gears	
		ZMTREWT299-11 [71722]	2nd gear, 25 tooth
		ZMTREWT299-12 [75209]	1st gear, 32 tooth
Small parts			
ZMBWA1410 [76168]	Rear mainshaft washer, Jeep	Synchros, Blockers & Parts	
ZMTRE0940970 [30782]	Mainshaft nut, Jeep	ZMBW1AT91J-2.5A [71946]	2nd & 3rd synchro assembly
ZMTRE2602831 [75273]	1st & reverse keys, '65-'79 Ford 3 speed	ZMSRWT287-14 [72904]	2nd & 3rd blocker
ZMTREWT286-35 [75532]	Reverse idler shaft	ZMTRE2601169 [77240]	2nd & 3rd synchro hub
ZMTREWT299-6 [72490]	Input retainer	ZMTRE2603681 [78992]	1st & reverse synchro hub
ZMSP287-50 [70962]	Small parts kit	ZMTRET91J-15 [79570]	Syncho sleeve
Forks, Pads & Parts			
ZMTRE2601227 [71577]	2nd & 3rd fork allen bolt	ZMTREWT150-K [79419]	2nd & 3rd synchro key & spring kit
ZMTREWT150-23 [71339]	1st & reverse fork	ZMTREWT287-83 [77095]	1st gear blocker ring
ZMTREWT150-23A [78558]	2nd & 3rd fork	ZMTREWT299-80 [79642]	Low & reverse synchro assembly
		ZMTREWT299-81 [76673]	1st & reverse synchro sleeve

T160

PART #	Description
Small parts kits	
ZMSP287-50 [70962]	Small parts kit

T170

PART #	Description	PART #	Description
Bearing Kits			
ZMBK112 [72592]	Bearing kit, truck	ZMTRE2604098 [72453]	3rd & 4th shift interlock
Countershafts & Countershafts Gears			
ZMTREWT296-3 [30783]	Countershaft	ZMTRE2604903 [76405]	3rd & 4th shift selector lug
Forks, Pads & Parts			
ZMTREWT170-23 [71477]	1st & 2nd fork	ZMTREWT170-6G [74545]	Input retainer
ZMTREWT170-23A [30787]	3rd & 4th fork	Seals	
ZMTREWT296-23 [71785]	1st & 2nd fork	ZMSEA11111 [70417]	Input seal
ZMTREWT296-23A [79729]	3rd & 4th fork	ZMSEA5510 [72619]	Shift shaft seal
Gaskets & Gasket Sets			
ZMGAS170-55 [72238]	Gasket set	Synchros, Blockers & Parts	
ZMGAS296-55 [71969]	Gasket set	ZMSRWT170-14A [72923]	Blockers
ZMGSK112 [79269]	Gasket seal kit	ZMSRWT287-83 [77056]	1st blocker
Mainshafts & Mainshaft Gears			
ZMTREWT170-2M [30786]	F150, 4WD	ZMTRE1AT170-2.5A [70858]	3rd & 4th synchro assembly
ZMTREWT296-2C [70463]	Mainshaft, Mustang, 23.81" long, 28 spline	ZMTRE1AT170-2.5B [71660]	3rd & 4th synchro assembly, w/ blockers
Small parts			
ZMBSHWT170-28 [78988]	Reverse shifter bushing, '81-'83	ZMTRE1AT170-80A [73555]	1st & 2nd synchro assembly
ZMBSHWT259-62 [79256]	Bushing	ZMTRE1AT170-80B [77413]	1st & 2nd synchro assembly
ZMSEAAS111 [78494]	Shifter o-rings	ZMTRE2605141 [70959]	3rd & 4th synchro sleeve
ZMSPDC4DZ-17285A [70844]	Speedo gear, 4 speed	ZMTREWT296-K1 [71358]	1st & 2nd synchro key & spring kit
ZMSPDC5ZZ-17285A [79019]	Speedo gear, 4 speed, pink	ZMTREWT296-K3 [78935]	3rd & 4th spring & key kit
ZMTRE2601062 [73493]	Detent plungers, .600" long	Transmission Gears	
ZMTRE2602547 [71842]	Interlock bullet, 0.459" x 0.312"	ZMTRE2603617 [70828]	Reverse idler, 16 tooth
ZMTRE2603739 [71668]	Mainshaft thrust washer	ZMTREWT170-10C [77680]	Reverse idler gear, 19 tooth
		ZMTREWT170-11D [78702]	3rd gear, 19 tooth
		ZMTREWT170-11F [30784]	3rd gear, 21 tooth
		ZMTREWT170-11M [75745]	3rd gear, 22 tooth
		ZMTREWT170-12B [77846]	1st gear, 32 tooth, 2 grooves
		ZMTREWT170-21C [73441]	2nd gear, 29 tooth, 2 grooves
		ZMTREWT170-21F [74567]	2nd gear, 29 tooth, w/o grooves

Continued on next page

T170 (Cont.)

PART #	Description	PART #	Description
Input Shafts			
ZMTREW170-16N [30785]	Ford, 21 tooth	ZMTRE2604867 [73961]	Tail housing, Ford 4wd
ZMTREW170-16P [74653]	22 tooth, w/ overdrive		
Small parts kits			
ZMSP170-50 [75002]	Small parts kit		

T176

PART #	Description	PART #	Description
Bearing Kits			
ZMBK123 [72994]	80-'84 Jeep	ZMSEA11111 [70417]	Input seal
ZMBK123WS [75670]	80-'83, 4 speed, w/ synchros		
Countershafts & Countershafts Gears			
ZMTREW296-3 [30783]	Countershaft	Small parts	
		ZMTRE2604788 [70398]	Shift level pivot pin
Forks, Pads & Parts			
ZMTREW170-23E [70993]	1st & 2nd fork	ZMTRE2604832 [79009]	Rail interlock pin
ZMTREW170-23F [77990]	3rd & 4th fork	ZMTRE2670151 [78551]	Bare cover, Jeep
ZMTREW170-23G [77424]	Reverse fork	ZMTRE5359835 [73184]	Shift lever
		ZMTRESLR-176K [79611]	Shift lever repair kit
		ZMTREW170-6G [74545]	Input retainer
Gaskets & Gasket Sets			
ZMGAS170-55A [74905]	Gasket set	Synchros, Blockers & Parts	
Input Shafts			
ZMTREW170-16S [73880]	19 tooth, 9.6" long	ZMSRWT170-14A [72923]	Blockers
Mainshafts & Mainshaft Gears			
ZMTREW170-2L [76084]	Mainshaft, Jeep 4WD	ZMTRE1AT170-2.5B [71660]	3rd & 4th synchro assembly, w/ blockers
		ZMTRE1AT170-80B [77413]	1st & 2nd synchro assembly
		Transmission Gears	
		ZMTREW170-10C [77680]	Reverse idler gear, 19 tooth
		ZMTREW170-11K [70594]	3rd gear, 23 tooth
		ZMTREW170-12B [77846]	1st gear, 32 tooth, 2 grooves
		ZMTREW170-21G [70780]	2nd gear, 33 tooth

T177

PART #	Description
Clusters & Cluster Gears	
ZMTREW170-8M [74127]	Jeep cluster

T18

PART #	Description	PART #	Description
Bearing Kits			
ZMBK114 [70480]	65-'82 Ford 1-ton	ZMBWT18-23 [73605]	1st & 2nd shift fork, aluminum
ZMBK114A [77318]	83 & up Ford truck & Bronco	ZMBWT18-23B [71694]	Reverse shift fork
ZMBK114AWS [70739]	83 & up Ford truck & Bronco, w/ synchros	ZMBWT18-28 [73756]	Fork pads
ZMBK114I [76089]	69-'77 International, 4 speed	ZMBWT18-28B [74635]	Reverse fork pad
ZMBK114IWS [71495]	69-'77 International, 4 speed, w/ synchros	Input Shafts	
ZMBK114J [71953]	65-'78 Jeep, 4 speed	ZMBW1301-085-021 [79658]	9 1/8" long, 17 booth, narrow bearing
ZMBK114JAWS [74358]	79-'85 Jeep, 4 speed, w/ synchros	ZMBWT18-16A [77452]	17 tooth, small cone
ZMBK114JWS [70411]	65-'78 Jeep, 4 speed	ZMBWT18-16C [75858]	17 tooth, 10.5" long, .985" pilot
ZMBK114WS [74537]	77-'92 Ford truck & Bronco, w/ synchros	ZMBWT18-16J [76250]	10" long, 17 tooth, 6 cylinder
Countershafts & Countershafts Gears			
ZMBWT18-3 [70863]	Countershaft, w/o ring	ZMBWT18-16K [77311]	15.66" long
		ZMBWT18-16LX [75484]	17 tooth
Gaskets & Gasket Sets			
ZMGAS18-55 [74849]	Gasket set	Mainshafts & Mainshaft Gears	
ZMGAS18-55R [71576]	Retainer gasket	ZMBW1301-171-008 [75694]	Mainshaft
ZMGSK146 [76575]	Gasket seal kit	ZMBW1301-171-009 [73078]	Mainshaft
		ZMBWT18B-2A [77897]	Mainshaft, Ford, diesel

T18 (Cont.)

PART #	Description	PART #	Description
Clusters & Cluster Gears			
ZMBWT18-8 [78294]	Cluster	Synchros, Blockers & Parts	
		ZMBW2AT18-80 [75813]	1st & 2nd synchro assembly
Seals			
ZMSEA12363 [70537]	Input seal	ZMBWT18-83A [75185]	2nd gear blocker
ZMSEA15041 [70188]	Seal, 2WD	ZMSRT19-14 [70429]	3rd & 4th blocker
Small parts			
ZMBW1301-566-010 [73289]	Adapter, 4WD	ZMSRT87D-14 [72265]	3rd & 4th synchro ring, small cone
ZMBWT18-6 [77461]	Input retainer, Ford	ZMSRT98-83 [77907]	65-'83 1st & 2nd blocker
ZMSPDT18-169 [71841]	Speedo gear, 7 tooth, yellow	Transmission Gears	
Small parts kits			
ZMSP18-50A [79195]	Small parts kit	ZMBWAT18-10 [76206]	Reverse idler gear
ZMSP18-50Y [75216]	Small parts kit	ZMBWT18-11 [71799]	3rd gear
		ZMBWT18-12 [79546]	Reverse & low sleeve, 40 tooth
		ZMBWT18-31 [78676]	2nd gear, 33 tooth
Yokes			
		ZMYT18-YOKE [73049]	1330 u/joint, 28 spline

T19

PART #	Description	PART #	Description
Bearing Kits			
ZMBK146 [70352]	68-'87 w/ thin input	ZMSEA12363 [70537]	Input seal
ZMBK146A [71965]	68-'87	ZMSEA15041 [70188]	Seal, 2WD
ZMBK146AWS [77267]	68-'87, w/ synchros	Small parts	
ZMBK146I [78566]	68-'87 International, 4 speed	ZMBW1301-566-010 [73289]	Adapter, 4WD
ZMBK146WS [78341]	68-'87 International, 4 speed, w/ synchros	ZMBWT18-6 [77461]	Input retainer, Ford
ZMBK147 [30788]	80-'88, w/ tapered bearings	ZMBWT19-K1 [74838]	1st & 2nd key & spring kit
ZMBK147WS [72517]	80-'88, w/ tapered bearings, w/ synchros	ZMBWT19-K3 [77612]	3rd & 4th key & spring kit
Clusters & Cluster Gears			
ZMBWT19-8C [77971]	Cluster	Small parts kits	
Countershafts & Countershafts Gears			
ZMBWT18-3 [70863]	Countershaft, w/o ring	ZMSP19-50 [78900]	Small parts kit
Forks, Pads & Parts			
ZMBWT19-23 [71768]	3rd & 4th fork	Synchros, Blockers & Parts	
Gaskets & Gasket Sets			
ZMGAS18-55 [74849]	Gasket set	ZMBW1AT19-2.5 [73379]	3rd & 4th synchro hub & sleeve
ZMGSK146 [76575]	Gasket seal kit	ZMBW1AT19-80 [72777]	1st & 2nd synchro assembly, w/ blockers
Input Shafts			
ZMBW1309-085-013 [75089]	23 tooth	ZMSRT19-14 [70429]	3rd & 4th blocker
ZMBWT19A-16C [75317]	Narrow input bearing	ZMSRT19-83A [79044]	1st & 2nd blocker
ZMBWT19A-16F [73524]	Narrow input bearing	ZMSRT87D-14 [72265]	3rd & 4th synchro ring, small cone
Mainshafts & Mainshaft Gears			
ZMBWT19-2E [71205]	Mainshaft, 2WD	ZMSRT98-83 [77907]	65-'83 1st & 2nd blocker
ZMBWT19-2F [78001]	Mainshaft	Transmission Gears	
		ZMBWAT19-10 [77274]	Reverse idler gear, 18 tooth
		ZMBWT19-11 [70735]	3rd gear, 24 tooth
		ZMBWT19-11E [76993]	3rd gear, 28 tooth, ball bearing
		ZMBWT19-12 [77052]	1st gear, 40 tooth
		ZMBWT19-31B [75695]	2nd gear, 37 tooth
Yokes			
		ZMYT18-YOKE [73049]	1330 u/joint, 28 spline

T3650

PART #	Description
Synchros, Blockers & Parts	
ZMSRTCAS0674 [71086]	1st, 2nd & reverse blocker, '96 & up GM

T4

PART #	Description	PART #	Description
Bearing Kits			
ZMBK107BWS [72138]	81 & up, 4 speed, w/synchros	ZMBWT3-K1 [77246]	1st & 2nd key & spring kit
ZMBK148 [73735]	82-'84, ball bearing	ZMBWT3-K3 [76943]	3rd & 4th key & spring kit
Clusters & Cluster Gears			
ZMT51351-077-004 [78644]	Cluster, Jeep	ZMBWT4-K3 [71854]	3rd & 4th key & spring kit
Input Shafts			
ZMT51351-085-008 [7146]	10 spline, 9.31" long	ZMSP1104-50C [73984]	Small parts kit
ZMT51351-085-010 [73728]	14 spline, Jeep	ZMSP5-50 [75705]	Small parts kit

T45

PART #	Description	PART #	Description
Bearing Kits			
ZMBK250 [78781]	96-'98 Mustang 4.6L	ZMSEA12363 [70537]	Input seal
ZMBK250WS [77015]	96-'98 Mustang 4.6L, w/ synchros	ZMSEA1300-141-134 [73831]	O-ring
Clusters & Cluster Gears			
ZMT451381-077-001 [70117]	Cluster	ZMSEA1695C [72837]	Rear seal, '85-'10 Mustang
Forks, Pads & Parts			
ZMT451381-190-001 [71814]	Shift fork plate	Small parts	
ZMT451381-596-001 [72326]	1st & 2nd fork	ZMT451381-146-001 [73838]	Clutch pivot stud
ZMT451381-596-002 [75859]	3rd & 4th fork	ZMT451381-410-001 [77558]	Shim kit
ZMT451381-596-003 [70778]	5th & reverse fork	ZMT51300-072-005 [78165]	Breather
ZMT451381-596-005 [79005]	5th & reverse fork	ZMT561386-025-001 [78606]	1st & 2nd inner cone
ZMT451381-596-006 [76756]	5th & reverse fork	ZMT56-6 [70850]	Quill tube
Hubs & Sliders			
ZMT56-2.5 [74394]	3rd & 4th hub & slider	ZMT56-K1 [76634]	1st & 2nd spring key kit
Input Shafts			
ZMT451381-085-001 [72337]	Ford Mustang	Synchros, Blockers & Parts	
Mainshafts & Mainshaft Gears			
ZMT451381-171-001 [76994]	Mainshaft, Mustang, 25" long	ZMSRK250 [75830]	Synchro ring kit, '96-'98 Mustang, 4.6L
Transmission Gears			
ZMT451381-081-001 [75981]	1st gear	ZMT451381-590-001 [71427]	5th & reverse synchro assembly
ZMT451381-082-001 [74272]	2nd gear, 35 tooth	ZMT56-K3 [74477]	3rd & 4th spring key kit
ZMT451381-086-001 [79472]	5th gear countershaft, Mustang, 63 tooth		
ZMT451381-088-001 [76441]	Reverse mainshaft gear		

T5

PART #	Description	PART #	Description
Bearing Kits			
ZMBK107 [78581]	Ford & GM S10 / Camaro	ZMT51351-085-008 [77146]	10 spline, 9.31" long
ZMBK107AWS [30790]	82-'85 Chevette, w/ synchros	ZMT51351-085-010 [73728]	14 spline, Jeep
ZMBK107J [79395]	Jeep	ZMT51352-085-017 [71396]	T-bird, 4 cylinder
ZMBK107JWS [70847]	81 & up Jeep, 5 speed, w/ synchros	ZMT51352-085-019 [78979]	Camaro V8
ZMBK107NWS [71414]	83-'86 300Z, turbo, 5 speed, w/ synchros	ZMT51352-085-020 [70603]	Ford V8
ZMBK107WS [75835]	81-'86, 5 speed, w/ synchros	ZMT51352-085-025 [75737]	Mustang V8, 23 tooth
ZMBK149 [77802]	85 & up Ford passenger car	ZMT51352-085-047 [72689]	Camaro V6, 26 tooth
ZMBK149A [75672]	85 & up Ford passenger car	ZMT51352-085-048 [72813]	93-'95 S10, 2.2L, 26 spline
ZMBK149AWS [76503]	85 & up Ford passenger car, w/ synchros	ZMT51352-085-050 [70499]	1993 Mustang Cobra, 23 tooth, 9.25" long
ZMBK149BWS [77511]	92 & up, 5 speed, w/ synchros	ZMT51352-085-052 [79303]	94 & up Mustang, 23 tooth, 10" long
ZMBK149C [71712]	93 & up Ford	ZMT51352-085-055 [74925]	94-'95 Mustang, 23 tooth, 10" long
ZMBK149CWS [71608]	93-'95 Mustang Cobra	ZMT51352-085-060 [78797]	93 & down Mustang, 24 tooth
ZMBK149D [79165]	05 & up Mustang 4.0L	Mainshafts & Mainshaft Gears	
ZMBK149DWS [71353]	05 & up Mustang 4.0L, w/ synchros	ZMT51352-070-012 [75491]	Mainshaft gear, V8, 31 tooth
ZMBK149WS [79340]	94-'96 Honda Passport, w/ synchros	ZMT51352-070-027 [70992]	5th mainshaft gear, Mustang, 25 tooth
ZMMK149 [72144]	World class T5	ZMT51352-070-028 [70516]	5th mainshaft gear, V6, 23 tooth
ZMMK149WS [71467]	Includes rings	ZMT51352-070-031 [76021]	5th mainshaft gear, 27 tooth
Countershafts & Countershafts Gears			
ZMT51352-077-048 [70533]	countershaft, Mustang 4 cylinder turbo	ZMT51352-070-047 [72981]	5th mainshaft gear, V8, 31 tooth
ZMT51352-080-051 [70228]	5th gear countershaft, 51 tooth	ZMT51352-671-076 [76691]	Mainshaft, Jeep 4WD
ZMT51352-080-052 [77212]	5th gear countershaft, 55 tooth	ZMT51352-671-084 [76788]	Mainshaft, Mustang
ZMT51352-080-065 [74783]	5th countershaft gear, 51 tooth	ZMT51352-671-105 [78948]	Mainshaft, '96 & up Camaro
T5 Forks, Pads & Parts			
ZMT51352-096-002 [78686]	1st 7 2nd shift fork	Seals	
ZMT51352-096-004 [73439]	3rd & 4th shift fork	ZMSEA12363 [70537]	Input seal
ZMT51352-096-014 [74697]	5th fork	ZMSEA15041 [70188]	Seal, 2WD
ZMT51352-127-008 [75839]	5th fork pads	ZMSEA18580 [71451]	Rear seal, '80-'6 Jeep, 4WD

Continued on next page



T5 (Cont.)

PART #	Description	PART #	Description
Small parts		Synchos, Blockers & Parts	
ZMBSH1332-127-003 [78925]	Shifter bushing	ZMSR1332-14 [71188]	5th gear blocker
ZMBSH1352-127-009 [76489]	Shifter ball bushing	ZMSR1332-83 [74154]	1st & 2nd blocker
ZMBWT3-K1 [77246]	1st & 2nd key & spring kit	ZMSR1351-14 [78918]	3rd & 4th blocker
ZMBWT3-K3 [76943]	3rd & 4th key & spring kit	ZMSR1352-591-003 [75039]	3rd & 4th blocker
ZMBWT4-K3 [71854]	3rd & 4th key & spring kit	ZMSRK107 [71520]	Synchro ring kit, non-world class
ZMSMKT5 [71498]	Input bearing shim kit	ZMSRK149 [79179]	World class synchro ring kit
ZMSPD1352-110-005 [75108]	Speedo gear, Mustang, 7 tooth	ZMSRTBKT11875 [76181]	1st & 2nd blocker
ZMT51300-072-005 [78165]	Breather	ZMT51332-093-001 [76592]	1st & 2nd synchro keys
ZMT51332-093-002 [73883]	3rd, 4th, 5th & reverse synchro key	ZMT51332-156-002 [75572]	5th gear synchro springs
ZMT51332-139-003 [73863]	Reverse lever c/clip	ZMT51351-093-001 [75788]	3rd & 4th synchro keys
ZMT51332-156-001 [79393]	Spring	ZMT51352-025-003 [78530]	Brake synchro cones
ZMT51351-018-003 [74383]	Counter bearing thrust race	ZMT51352-070-044 [73453]	1st & 2nd synchro sleeve
ZMT51351-018-005 [76556]	Input thrust washer	ZMT51352-093-001 [78532]	1st & 2nd synchro key
ZMT51351-027-001 [79418]	Input retainer, Jeep	ZMT51352-093-002 [74095]	1st & 2nd synchro keys
ZMT51351-132-001 [78613]	Rear cluster thrust bearing	ZMT51352-156-018 [78533]	1st through 4th synchro springs
ZMT51351-132-004 [79349]	Input thrust bearing	ZMT51352-590-003 [78058]	5th & reverse synchro assembly
ZMT51352-018-001 [77827]	Rear countershaft thrust washer	ZMT51352-590-011 [75574]	3rd & 4th synchro
ZMT51352-027-003 [77002]	Retainer, GM	ZMT51352-590-020 [78064]	5th & reverse synchro assembly
ZMT51352-027-007 [70081]	Retainer, Camaro & Astro Van		
ZMT51352-027-008 [76541]	Retainer		
ZMT51352-027-015 [78741]	Rear bearing retainer	Transmission Gears	
ZMT51352-027-030 [76614]	Input retainer, GM	ZMT51332-070-005 [77758]	Reverse gear
ZMT51352-034-001 [76264]	Cluster oil funnel	ZMT51332-080-005 [74456]	2nd gear
ZMT51352-034-002 [71730]	Cluster oil funnel	ZMT51332-080-006 [73388]	3rd gear
ZMT51352-053-005 [70191]	Input needle spacer	ZMT51352-070-010 [72175]	5th driven, '83-'84 Mustang, 25 tooth
ZMT51352-085-003 [73104]	Input replacements, S10	ZMT51352-070-014 [76722]	5th driven gear, 23 tooth
ZMT51352-085-010 [70728]	Replacement input, Camaro	ZMT51352-070-022 [73257]	5th driven gear, 27 tooth, V8
ZMT51352-132-003 [77314]	3rd gear needle bearing	ZMT51352-070-023 [78911]	5th driven gear, GM, 25 tooth
ZMT51352-193-001 [77272]	Front cluster thrust washer	ZMT51352-080-002 [75573]	3rd gear, GM V8, 30 tooth
ZMT51352-193-004 [74032]	2nd gear thrust washer	ZMT51352-080-017 [70964]	3rd gear, 27 tooth
ZMT51352-527-003 [76627]	Input retainer, 1994 Ford	ZMT51352-080-021 [71197]	3rd gear, 27 tooth
ZMT51352-527-004 [74000]	Input retainer, '83-'93 Mustang V8	ZMT51352-080-025 [76623]	3rd gear, '89-'92 GM, 25 tooth
ZMT5-K5 [77864]	5th spring key kit	ZMT51352-080-027 [77533]	2nd gear, GM V6, 31 tooth
ZMT5WC-K1 [78333]	1st & 2nd world class spring key kit	ZMT51352-080-028 [77114]	2nd gear, GM V6, 33 tooth
ZMT5WC-K3 [70722]	3rd & 4th world class spring key kit	ZMT51352-080-030 [70181]	1st gear, Ford, 34 tooth
ZMSP5-50 [75705]	Small parts kit	ZMT51352-080-031 [76149]	1st gear, T-bird & Mustang, 32 tooth
ZMSP5-50W [79589]	Small parts kit	ZMT51352-080-044 [77972]	3rd gear, Mustang, 27 tooth
		ZMT51352-080-060 [75625]	2nd gear, Ford V8, 30 tooth
		ZMT51352-080-113 [74818]	2nd gear, T-bird 4 cylinder, 31 tooth
		ZMT51352-080-114 [78321]	5th gear, Mustang, 59 tooth
		ZMT51352-080-115 [74622]	3rd gear, T-bird & Mustang, 2.3L, 26 tooth
		ZMT51352-080-119 [77007]	1st gear, 4 cylinder, 32 tooth
		ZMT51352-080-131 [70315]	2nd gear, V8, 33 tooth
		ZMT51352-080-132 [77748]	2nd gear, 31 tooth
		ZMT51352-080-149 [74952]	1st gear, S10 V6, 32 tooth
		ZMT51352-080-151 [78186]	3rd gear, Mustang V8, 26 tooth
		ZMT51352-080-152 [72016]	2nd gear, Mustang, 31 tooth
		ZMT51352-080-155 [71521]	2nd gear, 37 tooth
		ZMT51352-584-008 [72751]	Reverse idler, 20 tooth
		ZMT53860347 [72766]	Driven gear, 24 tooth
		ZMT5TTFM4757 [71795]	Input driven gear, Mustang 4.0L
		ZMT5WC-5 [75040]	5th gear set, 20 & 32 tooth
Hubs & Sliders			
ZMT51352-590-022 [70544]	5th & reverse hub & slider		
Clusters & Cluster Gears			
ZMT51352-077-052 [70864]	World class cluster		
ZMT51352-077-054 [77296]	Cluster, '88 & up GM F body, 4 cylinder		
ZMT51352-077-056 [70779]	Cluster, '93-'95 S10, 6 cylinder		
ZMT51352-077-060 [74462]	Cluster, Camaro		
ZMT51352-077-062 [76576]	Cluster, S10 & Jeep		
ZMT51352-077-063 [78146]	Cluster, GM		
ZMT51352-077-064 [76910]	Cluster, S10 & Astro Van		
ZMT51352-077-068 [75503]	Cluster, Ford V8		
ZMT51352-077-070 [78043]	Cluster, Ford		
Yokes			
ZMYEY1330-5500 [71243]	1330 u/joint, 28 spline, 6" long		

T56

PART #	Description	PART #	Description
Bearing Kits		Countershafts & Countershafts Gears	
ZMBK396 [75179]	93 & up 6 speed	ZMT56-19 [71289]	5th countershaft gear, 58 tooth
ZMBK396A [71457]	97 & up Corvette, 6 speed		
ZMBK396AWS [74058]	97 & up Corvette, 6 speed, w/ synchros	Forks, Pads & Parts	
ZMBK396BWS [76303]	04-'06 GTO, 6 speed, w/ synchros	ZMT561386-235-001 [79631]	1st through 4th fork pads
ZMBK396WS [71749]	93 &, 6 speed, w/ synchros	ZMT561386-235-002 [70067]	5th, 6th & reverse fork pads
ZMBK521 [74807]	Magnum, 6 speed	ZMT561386-596-003 [78512]	5th & 6th fork
ZMBK521WS [73667]	Magnum, 6 speed, w/ synchros	ZMT561386-596-009 [72099]	Reverse fork
		ZMT561386-596-013 [78016]	1st & 2nd fork
		ZMT56-23A [76990]	3rd & 4th fork
Clusters & Cluster Gears		ZMT56-28 [78402]	1st through 4th fork insert
ZMT561386-077-008 [78036]	Cluster, 2.66 low	ZMT56-28A [74936]	5th & reverse fork insert
ZMT561386-410-008 [71453]	Cluster kit, 2.66 low	ZMT56TNEC0843 [71338]	3rd & 4th fork

Continued on next page

T56 (Cont.)

PART #	Description	PART #	Description
Housings & Cases			
ZMT561386-212-005 [78349]	Bell housing	ZMT561386-141-028 [73768]	Mainshaft o-ring
Hubs & Sliders		ZMT561386-156-005 [76778]	Reverse wavy washer
ZMT56-2.5 [74394]	3rd & 4th hub & slider	ZMT561386-183-002 [30794]	Reverse idler/detent bolt
ZMT56-40 [78187]	Reverse hub & slider	ZMT561386-183-003 [72297]	Shift lever guide bolt
ZMT56-50 [77559]	5th & 6th hub & slider	ZMT561386-193-004 [75699]	Reverse thrust washer
ZMT56-80 [70796]	1st & 2nd hub & slider	ZMT561386-193-006 [72951]	Rear mainshaft bearing spacer
Input Shafts		ZMT561386-193-008 [75709]	6th gear cluster thrust washer
ZMT561386-585-005 [74081]	LT1 input	ZMT561386-193-009 [70627]	Mainshaft extension bearing washer
ZMT561386-585-008 [75722]	Ford, 29 tooth, 9.75" long	ZMT561386-608-005 [75452]	Horizontal detent assembly
ZMT56-16 [74230]	98-'02 GM, 31 tooth, 26 spline, 10.62" long	ZMT56-K1 [76634]	1st & 2nd spring key kit
ZMT56TUEF1218 [74371]	Pontiac GTO	ZMT56-K3B [71769]	3rd & 4th spring key kit
Mainshafts & Mainshaft Gears		ZMT56TRKT1371 [77458]	Shim kit
ZMT56-11 [72497]	3rd gear mainshaft, 37 tooth	Small parts kits	
ZMT561386-082-006 [72885]	2nd gear mainshaft, Corvette, 43 tooth	ZMSP56-50 [75407]	Small parts kit
ZMT561386-083-006 [74603]	3rd gear mainshaft, 37 tooth	Synchros, Blockers & Parts	
ZMT56-2 [78775]	Mainshaft, 27 spline	ZMSR1386-091-007 [75372]	Reverse blocker, Camaro & Corvette
ZMT56TUPF2065 [71401]	Mainshaft, GTO	ZMSR1386-591-003 [76613]	3rd & 4th blocker, Camaro
Seals		ZMSR1386-591-005 [70206]	5th & 6th blocker, Camaro
ZMSEA12363 [70537]	Input seal	ZMSRK396A [79547]	Synchro ring kit, '97 & up Corvette, 6 speed
ZMSEA1300-044-021 [79517]	Shift shaft seal, Corvette	ZMSRTUAS1126 [78387]	4th, 5th & 6th blocker, Corvette & GTO
ZMSEA15041 [70188]	Seal, 2WD	ZMSRTUAS1129 [77742]	3rd blocker, Corvette & GTO
ZMSEA35526 [76581]	Rear inner seal, Corvette	ZMSRTUAS1365 [71066]	1st & 2nd inner blocker, Camaro & Corvette
ZMSEAAS117 [76388]	Cover to tail o-ring	ZMSRTUAS3486 [70752]	1st & 2nd center blocker, Corvette & GTO
ZMT561386-044-001 [73884]	Outer shift shaft seal, Corvette	ZMSRTUAS3487 [75734]	1st & 2nd inner blocker, Corvette & GTO
Small parts		ZMT561386-025-002 [78829]	3rd synchro cone
ZMBSH1386-127-001 [74276]	Shift rail bushing	ZMT561386-091-010 [77597]	5th & 6th outer synchro ring, Corvette
ZMBSHT56-62 [73199]	Tail bushing, 27 spline	ZMT561386-093-001 [79197]	1st & 2nd synchro keys
ZMSPD1390-056-002 [72636]	Speedo gear clip	ZMT561386-093-002 [76696]	1st & 2nd synchro keys, Corvette
ZMT561386-025-001 [78606]	1st & 2nd inner cone	ZMT561386-156-001 [71256]	1st & 2nd synchro spring
ZMT561386-025-003 [75954]	4th, 5th & 6th inner ring, Corvette	ZMT561386-156-002 [72902]	5th & 6th synchro springs
ZMT561386-034-001 [76419]	Quill tube, GM	ZMT561386-156-003 [78864]	3rd & 4th synchro springs
ZMT561386-034-002 [78664]	Funnel	ZMT561386-193-005 [74926]	Reverse synchro thrust washer, black, plastic
ZMT561386-040-002 [73789]	Reverse retainer plate	ZMT561386-590-006 [77224]	3rd & 4th synchro, GTO & Corvette
ZMT561386-053-001 [74623]	6th needle bearing spacer	ZMT561386-590-008 [72621]	1st & 2nd synchro
Small parts continued		ZMT56-K1B [78637]	1st & 2nd spring key kit
ZMT561386-053-003 [71907]	3rd needle bearing spacer	ZMT56-K3 [74477]	3rd & 4th spring key kit
ZMT561386-053-007 [30792]	6th gear needle bearing spacer	ZMT56-K5 [71189]	5th, 6th & reverse synchro spring key kit
ZMT561386-091-001 [76189]	1st & 2nd outer ring	Transmission Gears	
ZMT561386-091-008 [71215]	1st & 2nd outer ring, Corvette	ZMT561386-070-001 [78478]	5th & 6th driven gear
ZMT561386-091-009 [70162]	3rd gear outer ring, Corvette	ZMT561386-081-008 [30791]	1st gear, Corvette, 39 tooth
ZMT561386-091-011 [76568]	4th gear outer ring, Corvette	ZMT561386-087-003 [76969]	6th gear
ZMT561386-132-002 [74944]	1st gear needle bearing	ZMT561386-087-004 [76150]	6th gear, 67 tooth
ZMT561386-132-003 [74825]	Reverse gear needle bearing	ZMT561386-585-009 [30793]	Corvette, 31 tooth
ZMT561386-132-005 [73246]	6th gear needle bearing	ZMT56-160 [70593]	5th & 6th driven gear
ZMT561386-139-001 [73428]	Clip	ZMT56-21 [74370]	2nd gear, 43 tooth
ZMT561386-139-004 [30795]	Snap ring	ZMT56-36 [78348]	Reverse gear, 35 tooth
ZMT561386-139-006 [72356]	Snap ring	ZMT56TUEN1122 [70490]	1st gear, GTO & Corvette, 43 tooth
		ZMT56TUEN1123 [70954]	2nd gear, Corvette, 41 tooth
		ZMT56TUEN1124 [72588]	2nd gear

T85

PART #	Description	PART #	Description
Bearing Kits		Small parts kits	
ZMBK345 [75631]	67-'71 Ford truck, 3 speed	ZMSP84-50 [75069]	Small parts kit
ZMBK345A [72407]	56-'71 Ford, 3 speed	ZMSP85C-50 [76434]	Small parts kit
ZMBK345AWS [79511]	56-'71 Ford, 3 speed, w/ synchros		
ZMBK345WS [73006]	67-'71 Ford truck, 3 speed, w/ synchros		

T850

PART #	Description	PART #	Description
Forks, Pads & Parts		Synchros, Blockers & Parts	
ZMT850-23 [75487]	Shift fork assembly	ZMSRT850-14A [79101]	3rd, 4th, 5th & reverse blocker
Small parts		ZMSRT850-14C [73308]	1st & 2nd center synchro ring
ZMT850-22 [71739]	Shifter housing assembly	ZMSRT850-14I [71848]	1st & 2nd inner synchro ring
		ZMSRT850-14O [70324]	1st & 2nd outer synchro ring
		ZMT850-23ASSY [77684]	Center ring, 1st & 2nd

T86

PART #	Description	PART #	Description
Bearing Kits		Gaskets & Gasket Sets	
ZMBK345 [75631]	67-'71 Ford truck, 3 speed	ZMGAS86E-55A [72949]	Gasket set
ZMBK348 [73440]	57-'64 Ford truck, 3 speed, w/ overdrive		
Countershafts & Countershafts Gears		Small parts kits	
ZMBWT86E-3 [73132]	Countershaft	ZMSP86E-50N [74023]	Small parts kit

T87

PART #	Description	PART #	Description
Bearing Kits		Small parts kits	
ZMBK346 [30796]	48-'73 Ford, 3 speed	ZMSP87D-50 [77527]	Small parts kit
Small parts			
ZMBWT87-K [74680]	2nd & 3rd key & spring kit		

T89

PART #	Description
Bearing Kits	
ZMBK345WS [73006]	67-'71 Ford truck, 3 speed, w/ synchros

T90

PART #	Description	PART #	Description
Bearing Kits		Mainshafts & Mainshaft Gears	
ZMBK119 [75894]	46-'72, 3 speed, 6 bolt top cover	ZMBWT90A-12 [75612]	Reverse gear mainshaft, 29 tooth
ZMBK119I [72333]	61-'73, 3 speed		
ZMBK119IWS [78635]	64-'68, 3 speed, w/ synchros	Small parts	
ZMBK119WS [77819]	64-'68 International, 3 speed, w/ synchros	ZMBWT90-K [72749]	2nd & 3rd key & spring kit
Clusters & Cluster Gears		Small parts kits	
ZMBWT90A-8 [77359]	Cluster gear	ZMSP90A-50 [70632]	Small parts kit
Countershafts & Countershafts Gears		Synchros, Blockers & Parts	
ZMBWT86E-3 [73132]	Countershaft	ZMBW1AT90A-2.5 [74079]	3rd & 4th synchro assembly, Jeep
T90 Gaskets & Gasket Sets		ZMSRT19H-14 [76521]	2nd & 3rd blocker, International
ZMGAS90A-55 [78885]	Gasket set	ZMSRWT243-14F [72082]	2nd & 3rd blocker, Jeep
Input Shafts		Transmission Gears	
ZMBWT90A-16 [77969]	18 tooth, 9" long	ZMBWAT90A-10 [72917]	Reverse idler gear
ZMBWT90J-16 [78656]	18 tooth	ZMBWAT90A-11 [76805]	2nd gear, 22 tooth

T96

PART #	Description
Small parts	
ZMBWT96-K [70126]	Key & spring kit

PART #	Description	PART #	Description
Bearing Kits		Seals	
ZMBK141 [75461]	68-'69 International	ZMSEA15041 [70188]	Seal, 2WD
ZMBK141I [78803]	64-'75 International		
ZMBK141J [74961]	68-'71 Jeep	Small parts	
ZMBK141JWS [71240]	54-'72 Jeep, 4 speed	ZMBWT87-K [74680]	2nd & 3rd key & spring kit
ZMBK141WS [74158]	68-'71 Jeep, w/ synchros	Small parts kits	
		ZMSP98-50A [70353]	Small parts kit

Toyota

PART #	Description	PART #	Description
Bearing Kits			
ZMBK100 [70599]	81-'83 Toyota w/ B32-14 input bearing	ZMBK418A [76699]	03 & up Matrix & Corolla, 5 speed
ZMBK100WS [78521]	81-'83 Toyota w/ B32-14 input bearing & synchros	ZMBK418AWS [73967]	03 & up Matrix & Corolla, 5 speed, w/ synchros
ZMBK102A [70294]	74-'80 Toyota 4 speed, side load	ZMBK418CWS [76925]	06-'13 Corolla & Matrix
ZMBK102AWS [71177]	74-'80 Toyota 4 speed, side load, w/ synchros	ZMBK422 [30664]	96 & up Landcruiser
ZMBK103 [73064]	74-'84 Celica & 2WD pickup	Bearing Kits	
ZMBK157 [77496]	81-'83, 5 speed	ZMBK444 [75941]	04 & up TC
ZMBK157WS [73375]	81-'83, 5 speed, W63/32 input, w/ synchros	ZMBK444WS [74706]	04 & up TC, w/ synchros
ZMBK160 [79726]	84 & up Pickup	ZMBK475 [71131]	05 & up Tacoma, 6 speed, 4WD
ZMBK160WS [78842]	1984, w/ synchros	ZMBK475A [71241]	05 & up Tacoma, 6 speed
ZMBK161 [73501]	84-'95 Pickup	ZMBK475AWS [71593]	05 & up Tacoma, 6 speed, 2WD, w/ synchros
ZMBK161L [76733]	87 & up Pickup	ZMBK475WS [73437]	05 & up Tacoma, 6 speed, 4WD, w/ synchros
ZMBK161WS [79119]	84 & up Pickup, w/ synchros	Synchros, Blockers & Parts	
ZMBK162 [77075]	85 & up Pickup	ZMSR33037-12040 [75389]	1st gear synchro ring
ZMBK162A [71989]	84-'91 4Runner EFI	ZMSR33037-60050 [78320]	1st synchro ring, Tacoma, 3 piece
ZMBK162AWS [77443]	84-'91 4Runner EFI, w/ updated input bearing & synchros	ZMSR33038-12012 [76728]	2nd gear blocker, Corolla
ZMBK162B [77641]	91 & up Pickup, 4 cylinder	ZMSR33038-12020 [76818]	2nd gear synchro ring
ZMBK162BWS [70751]	91 & up Pickup, 4 cylinder, w/ synchros	ZMSR33039-12011 [74386]	3rd gear synchro ring, 3 piece
ZMBK162CWS [70461]	92 & up Pickup, w/ reverse synchros	ZMSR33367-12070 [79122]	1st gear synchro ring, Echo
ZMBK162WS [71019]	85 & up Pickup, w/ synchros	ZMSR33367-12081 [71697]	2nd gear synchro ring, Echo
ZMBK163CWS [75708]	94 & up, V6, w/ synchros	ZMSR33367-20040 [78717]	1st blocker, MR2
ZMBK163DWS [72191]	95 & up, V6, w/ synchros	ZMSR33367-20060 [76499]	2nd blocker, MR2
ZMBK163FWS [70637]	01 & up Tacoma & Tundra, V6, 3 piece synchros	ZMSR33368-12041 [70290]	4th gear synchro ring
ZMBK176 [77939]	Corolla RWD, 5 speed	ZMSR33368-12100 [74689]	3rd gear synchro ring, Echo
ZMBK190 [77460]	83-'86 MR2 & Corolla, 5 speed	ZMSR33368-12140 [79257]	4th gear synchro ring, Echo
ZMBK191 [73946]	86-'02 Corolla, 5 speed	ZMSR33368-12210 [75508]	4th gear synchro ring, '04 & up
ZMBK191AWS [71178]	86-'02 Corolla, 5 speed, w/ synchros	ZMSR33368-16020 [74652]	3rd & 4th blocker, '82 & up Tercel, 5 speed
ZMBK191BWS [71341]	04 & up XA & XB, w/ synchros	ZMSR33368-20040 [75647]	3rd & 4th blocker, MR2
ZMBK191WS [74262]	86-'02 Corolla, 5 speed, w/ synchros	ZMSR33369-20010 [72620]	5th blocker, MR2
ZMBK193WS [78455]	84 & up, 5 speed, FWD, w/ synchros	ZMSR33369-20020 [76319]	5th synchro ring, '00-'02 Celica, Corolla & Matrix
ZMBK253 [78034]	69-'75 Landcruiser, 3 speed	ZMSR33369-20030 [70845]	6th synchro ring, '00-'02 Celica, Corolla & Matrix
ZMBK254 [74544]	73-'80 Landcruiser, 4 speed	ZMSR33397-12011 [79585]	5th gear inner blocker
ZMBK254A [76300]	81-'86 Landcruiser, 4 speed, aluminum top	ZMSR33399-12011 [79706]	5th gear outer blocker
ZMBK254B [78360]	86 & up Landcruiser, 4 speed, aluminum top	ZMSRK157 [76633]	Synchro ring kit, '81-'83, 5 speed
ZMBK258 [76403]	81 & up Landcruiser, 4 speed	ZMSRK163D [73307]	Synchro ring kit, '95 & up Toyota
ZMBK263 [70306]	69-'75 Landcruiser, 3 & 4 speed	ZMSRTOY-14B [70419]	1st & 2nd blocker, '84-'10
ZMBK272 [30628]	80-'83 Starlet 1200, 4 & 5 speed	ZMSRTOY-14F [77132]	3rd & 4th blocker, 33 tooth
ZMBK275 [73851]	73-'80 Landcruiser, 4 speed	ZMSRTOY-14H [77435]	1st & 2nd blocker, '91 & up
ZMBK279 [75704]	2000, 5 speed	Synchros, Blockers & Parts (Cont.)	
ZMBK279AWS [70262]	86-'88 Tercel, 4 speed, w/ synchros	ZMSRTOY-14J [73226]	5th outer blocker
ZMBK290A [71128]	90-'92 Camry twin cam, 5 speed	ZMSRTOY-14K [71858]	2nd synchro ring, 3 piece
ZMBK290B [79144]	90-'98 Camry & Celica, 5 speed	ZMSRTOY-14L [75343]	3rd blocker, '93 & up, 3 piece
ZMBK290BWS [75350]	90-'98 Camry & Celica, 5 speed, w/ synchros	ZMSRTOY-14M [74007]	2nd blocker, 3 piece
		ZMSRTOY-14N [78740]	1st & 2nd blocker
		ZMSRTOY-14P [72323]	5th blocker
Bearing Kits (Cont.)			
ZMBK305WS [72605]	87 & up Celica all-trac, w/ synchros		
ZMBK385 [73334]	88 & up Corolla, 5 speed		
ZMBK385AWS [72968]	88 & up Corolla, 5 speed, w/ synchros		

Toyota (Cont.)

PART #	Description	PART #	Description
Input Shafts			
ZMTOYG52-16 [79235]	Input shaft	ZMTOY33505-35020 [75459]	Shifter seat
ZMTOYR151-16 [72524]	Toyota 4 cylinder turbo & V6, 29 tooth	ZMTOYW56-117 [73839]	3rd & 4th sleeve, '85-'90 4WD
ZMTOYR151-16A [73220]	V6, 29 tooth	Transmission Gears	
ZMTOYW56-16 [71617]	Input shaft	ZMTOYW56-5 [77228]	5th gear set
ZMTOYW59-16 [71990]	91 & up	Seals	
Clusters & Cluster Gears			
ZMTOYG52-8 [71375]	Cluster	ZMSEA11610 [76550]	Input seal, passenger car
ZMTOYW56-8 [72055]	Cluster	ZMSEA12735 [72654]	Input seal, 4 speed
ZMTOYW59-8 [72873]	Cluster, '92 & up	ZMSEA12744 [70670]	Rear seal, 4WD
Forks, Pads & Parts			
ZMTOYW56-23A [75648]	3rd & 4th fork	ZMSEA12746 [77860]	Rear seal
Gaskets & Gasket Sets			
ZMGAS04331-12101 [77975]	Gasket set	ZMSEA19672 [71502]	Axle seal, MR2
ZMGAS04331-60020 [71403]	Gasket set	ZMSEA2514 [71565]	Shift shaft seal
ZMGAS04331-60032 [71676]	Gasket set	ZMSEA3004 [72550]	Tail seal, '89 & up
ZMGAS04331-64011 [70813]	Gasket set	ZMSEA34487 [75795]	Input seal, late model, 6 speed
ZMGAS04362-32020 [75496]	Gasket set, Camry	ZMSEA45X64X11.5 [75308]	Rear seal, late, 6 speed
ZMGASG52-55 [72302]	Gasket set, Toyota 4 cylinder, 5 speed	ZMSEA4707 [71659]	Input seal, Celica, 4WD
ZMGASL43-55 [75059]	Gasket set, Toyota 4 speed	ZMSEA49X80X16 [75458]	Axle seal, Celica, AWD
ZMGASL52-55 [79234]	Gasket set, '81-'03 Toyota	ZMSEA7002 [78041]	Shift shaft seal
ZTGAS04362-35030 [71564]	Gasket set	ZMSEA9715 [76767]	Input shaft seal, Corolla & Matrix
		ZMSEAS51-45 [74888]	Shift shaft seal, MR2

TR3550

PART #	Description	PART #	Description
Bearing Kits			
ZMBK417 [77489]	95 Mustang	Synchos, Blockers & Parts	
ZMBK417WS [72097]	95 Mustang, w/ synchos	ZMSR3550-14 [75678]	Blocker ring

TR3650

PART #	Description	PART #	Description
Bearing Kits			
ZMBK255 [71666]	01 & up Mustang	ZM36501R3Z-7H150AA [77905]	Reluctor wheel, 12 tooth
ZMBK255A [77630]	05 & up Mustang	Synchos, Blockers & Parts	
ZMBK255AWS [77724]	05 & up Mustang, w/ synchos	ZM3650TCES1315 [72092]	3rd & 4th synchro assembly
ZMBK255WS [75712]	01-'04 Mustang, w/ synchos	ZM3650TCES2192 [73445]	1st & 2nd synchro assembly
Forks, Pads & Parts			
ZM3650TCHR1298 [71658]	1st & 2nd fork	ZM3650TCKT1733 [75370]	3rd, 4th, 5th & reverse ring kit
ZM3650TCKT5847 [72569]	1st & 2nd fork assembly	ZM3650TCKT4934 [75316]	1st & 2nd blocker, 3-piece
Seals			
ZMSEATCSJ2136 [77268]	Shift shaft seal, '05 & up Mustang	ZM3650TCNS1438 [76525]	Synchro key
		ZM3650TCRE0664 [74342]	Synchro spring
Transmission Gears			
		ZM3650TCEE2086 [79093]	2nd gear, 38 tooth

TR6060

PART #	Description	PART #	Description
Bearing Kits			
ZMBK479 [72943]	09-'12	Synchos, Blockers & Parts	
ZMBK479WS [79465]	09-'12, w/ synchos	ZMSRTUES10231 [73160]	1st & 2nd blocker
		ZMSRTUES11861 [74424]	5th, 6th & reverse synchro ring
		ZMSRTUES6117 [77236]	3rd & 4th synchro ring

Volkswagen

PART #	Description	PART #	Description
Bearing Kits			
ZMBK412 [78174]	80-'95 Vabbit & Jetta, 5 speed	ZMVW-16 [73365]	99 & down
ZMBK412A [75763]	86-'99 Passenger car	Seals	
ZMBK412AWS [72124]	95 & up, w/ synchros	ZMSEA02A-301-227M [30679]	Shift shaft seal, '02-'04, 1.8L & 2.8L, 6 speed
ZMBK412WS [78939]	83 & up Rabbit & Jetta, 5 speed, w/ synchros	ZMSEA02J-409-528A [74059]	Output seal, late design
ZMBK420 [76648]	89 & up passenger car, black rear cover	ZMSEA02M-301-189B [73265]	Rear case axle seal, '02-'04
ZMBK420AWS [72704]	89 & up passenger car, black rear cover, w/ synchros	ZMSEA02M-301-211B [30677]	Rear case plug seal, '02-'04, 1.8L & 2.8L, 6 speed
ZMBK420WS [71667]	89 & up passenger car, black rear cover	ZMSEA02M-311-113A [70264]	Input seal, '02-'04
Synchros, Blockers & Parts			
ZMSR02A-311-247C [75003]	1st gear synchro ring, '00 & up, 1 piece	ZMSEA02M-409-189 [71725]	Bell side axle seal, '02-'04
ZMSR02A-311-269E [70057]	3rd & 4th synchro ring	ZMSEA02Q-301-211 [30678]	Rear case plug seal, '02-'04, 1.8L & 2.8L, 6 speed
ZMSR02A-311-269F [72637]	2nd gear outer synchro ring, late model	ZMSEA10931 [76271]	6 speed
ZMSR02A-311-277 [77288]	2nd gear inner synchro ring, late model	ZMSEA18962 [76781]	Axle seal, '89 & up
ZMSR02J-311-247D [76363]	1st & 2nd outer blocker, late model	Transmission Gears	
ZMSR02J-311-277B [74497]	1st & 2nd inner blocker, late model	ZMBSHW-10 [77210]	Reverse idler gear
ZMSRVW-14 [76890]	Synchro ring, 33 tooth		

W46

PART #	Description	PART #	Description
Bearing Kits			
ZMBK167 [71293]	84 & up, 4 speed, W46 Alum.	ZMBK167WS [79205]	84 & up, 4 speed, W46 Alum., w/ synchros

W50

PART #	Description
Bearing Kits	
ZMBK103WS [75102]	74-'84 Celica & 2WD pickup, w/ synchros

W5MG1

PART #	Description	PART #	Description
Seals			
ZMSEA110306 [78448]	Output seal, 4WD, 25 spline	ZMSEA9710 [74347]	Output shaft seal, 18 spline, 4WD
ZMSEA13930 [76461]	Input seal	ZMSEACR4804 [71596]	Rear plug seal
ZMSEA37029 [72014]	Right hand axle seal, '91 & up Mitsubishi		

Y80

PART #	Description	PART #	Description
Gaskets & Gasket Sets			
ZMHONY80-115 [71918]	5th slider	Hubs & Sliders	
ZMHONY80-120 [75123]	3rd & 4th slider, 3.58"	ZMHONY80-120A [79106]	3rd & 4th slider, 3.27"
		ZMHONY80-137 [77540]	1st & 2nd slider

ZF

PART #	Description	PART #	Description
Bearing Kits			
ZMBK1052BRGK [78372]	Corvette, 6 speed	Bearing Kits (Cont.)	
ZMBK300BDZF [70139]	87-'02 Ford	ZMBK486WS [73304]	6 speed, w/ synchros
ZMBK300BDZFL [78870]	03 & up Ford	ZMMK300ZFAWS [76689]	S547, w/ synchros
ZMBK300ZF [79575]	87 & up Ford	ZMMK300ZFWS [71186]	ZF542, w/ needles & synchros
ZMBK300ZFAWS [73604]	96 & up, w/ synchros	ZMMK486WS [73808]	F650, w/ needles, bushings & synchros
ZMBK300ZFB [73996]	99 & up S547M	Clusters & Cluster Gears	
ZMBK300ZFBWS [78239]	99 & up 547, w/ synchros	ZMZ1317-303-011 [74911]	1st, 2nd & reverse cluster
ZMBK300ZFWS [77506]	542 bearing kit	ZMZ1319-203-030 [74927]	Cluster gear, 6 speed
ZMBK486 [77923]	99-'02 Ford Super Duty	ZMZ1319-203-036 [76464]	S650 cluster shaft assembly
ZMBK486A [76385]	01 & up GM, 6 speed	ZMZ1319-203-038 [73832]	Cluster assembly, '08 & up Ford, 6 speed, gas
ZMBK486AWS [77943]	01 & up GM, 6 speed, w/ synchros	ZMZFS6-8 [76030]	6 speed cluster

Continued on next page

ZF (Cont.)

PART #	Description	PART #	Description
Counter Shafts & Countershaft Gears			
ZMZF1307-303-015 [70051]	4th countershaft gear	ZMZF0730162730 [76842]	Reverse gear bushing, 6 speed
ZMZF1307-303-060 [75575]	4th countershaft gear, 43 tooth	ZMZF0730162731 [78154]	5th gear bushing, 6 speed
ZMZF1307-303-109 [75417]	3rd countershaft gear, 34 tooth	ZMZF0730162812 [73154]	2nd & 3rd gear bushing, 6 speed
ZMZF1307-303-110 [75661]	3rd countershaft gear, 31 tooth	ZMZF0730505093 [77799]	S542 shifter snap ring
ZMZF1317-303-012 [72645]	S547 3rd countershaft gear, 31 tooth	ZMZF0732041946 [77057]	Detent spring
ZMZF1317-303-013 [78894]	S547 3rd countershaft gear, 30 tooth	ZMZF0732041947 [70639]	Reverse stop plate compression spring
ZMZF1317-303-016 [72607]	S547 5th countershaft gear	ZMZF0736304150 [76309]	S542 Drain plug, m24 x 1.5
ZMZF1319-203-024 [71915]	Countershaft, 6 speed, 7.3L	ZMZF1048-301-010 [77418]	Magnets
ZMZF42-8 [78048]	S542 countershaft assembly, 45 tooth	ZMZF1304-301-035 [71483]	Power take off covers
ZMZF42-8A [71055]	S542 countershaft assembly, 41 tooth	ZMZF1307-201-080 [76826]	S542 main case
ZMZF42-9 [70589]	4th countershaft gear, 45 tooth	ZMZF1307-218-007 [78262]	Shift stub
ZMZF42-9A [72646]	4th countershaft gear	ZMZF1307-301-011 [76522]	Clutch fork pivot ball
ZMZF47-9B [77465]	S542 4th countershaft gear, 43 tooth	ZMZF1307-302-060 [74575]	Quill tube
ZMZFS6-34 [72040]	3rd gear counter, 6 speed	ZMZF1307-304-372 [75906]	5th & reverse sleeve
ZMZFS6-9 [72874]	4th countershaft gear, 39 tooth	ZMZF1307-306-035 [72840]	Shift cover
ZMZF1319-201-001 [78578]	Main case, 6 speed	ZMZF1307-306-046 [71914]	Gear shift housing
ZMZF1319-201-014 [74037]	Main case, '08 & up Ford, 6 speed	ZMZF1307-306-062 [30811]	Shift selector
ZMZF1319-220-008 [72903]	S650 pump housing, 6 speed	ZMZF1307-306-121 [79655]	Interlock plate
ZMZF1319-301-025 [73565]	Main case, 6 speed, 7.3L	ZMZF1307-306-146 [30812]	Shift selector rail
ZMZF1319-301-039 [30754]	S650 extension housing, GM, 6 speed, 2WD, w/o brake	ZMZF1307-306-154 [71351]	Plastic shifter guides
ZMZF1319-301-041 [30814]	Tail housing, GM Kodiak	ZMZF1307-306-170 [76022]	Detent pin
ZMZF1319-301-047 [77710]	Intermediate housing, 6 speed	ZMZF1307-306-229 [79721]	S542 stop plates
ZMZF1319-301-054 [79105]	Tail housing, 6 speed, 6.0L, 2WD	ZMZF1307-306-230 [70616]	Shift interlock
ZMZF1319-301-058 [73687]	Tail housing, 6 speed, 6.0L, 4WD	ZMZF1307-306-236 [72449]	S542 Inner boot
ZMZF1319-301-072 [76112]	Tail housing, 6 speed, 2WD, diesel	ZMZF1307SRK [75822]	S542 Snap ring kit
ZMZF1319-301-073 [75592]	Tail housing, 6 speed, 4WD	ZMZF1317-206-004 [73948]	S547 shifter isolator
ZMZF1319-301-094 [75286]	Main housing, 6 speed, 6.4L	ZMZF1317-218-002 [74338]	S542 shifter assembly
Small parts			
ZMBSH1319-306-080 [74768]	Detent guide bushing, 6 speed	ZMZF1317-302-010 [70058]	S547 Quill tube
ZMBSHB50-J [73357]	Pilot bushing	ZMZF1317-302-041 [79238]	S547 input retainer
ZMBSHZFB-157 [76942]	Front seal bushing	ZMZF1317-304-117 [77136]	Mainshaft yoke nut, 2WD
ZMBSHZFS6-49 [79220]	Reverse bushing	ZMZF1317-304-126 [70748]	3rd, 4th, 5th & reverse synchro sleeve
ZMBSHZFS6-66 [74245]	5th gear bushing, 6 speed	ZMZF1317-306-014 [79656]	S547 inner boot
ZMNKZF42 [75960]	S542 & S547 needle bearing kit	ZMZF1319-218-004 [78961]	Shift stub, 6 speed
ZMNKZFS6 [79455]	Needle bearing kit, 6 speed	ZMZF1319-301-012 [77408]	S547 & S650 oil trough, 6 speed
ZMNKZFS6A [76640]	S750 needle bearing kit	ZMZF1319-303-045 [71210]	5th gear thrust washer, 6 speed
ZMSMKZF42 [74778]	Input shim kit, 5 speed	ZMZF1319-303-046 [76238]	Spacer, 6 speed
ZMSMKZF42A [79280]	Countershaft shim kit, 5 speed	ZMZF1319-304-077 [77180]	1st gear monoblock, 6 speed
ZMSMKZFS6 [77099]	Input shim kit, 6 speed	ZMZF1319-306-043 [72596]	Shift tower, 6 speed
ZMSPD1307-204-047 [74480]	Speedo gear, white	ZMZF1319-306-048 [75520]	Rear interlock plate, 6 speed
ZMSPD1307-204-048 [30813]	Speedo gear, 8 tooth	ZMZF1319-306-060 [74024]	Selector plate bolt, w/ shoulder
ZMSPDE8TZ-2N598A [71891]	Speedo gear, 6 tooth	ZMZF1319-306-061 [73885]	S650 shift stub boot
ZMSPDF2UZ-7H183A [70633]	Speedo hole plug	ZMZF1319-306-068 [78367]	Shift tower, GM & Ford, 6.0L, 6 speed
ZMZF0501206040 [78809]	Shift detent	ZMZF1319-306-086 [70814]	Shifter stub, '08 & up Ford, 6.4L, 6 speed
ZMZF0501211188 [76635]	S6-650 pump shaft, 6 speed	ZMZF1319MINOR [70761]	Minor kit, 6 speed
ZMZF0501212997 [76216]	Oil relief valve, 6 speed	ZMZF1319PPK [74363]	Key & spring kit, 6 speed
ZMZF0501214641 [75714]	Drain plug	ZMZF1319SRK [74167]	Snap ring kit, 6 speed
ZMZF0501214780 [77774]	Breather	ZMZF-40A [73992]	S542 & S547 input bearing tin shield
ZMZF0501316258 [72166]	Brake drum nut	ZMZF-40B [73050]	Input bearing tin shield
ZMZF0501321882 [72167]	Shift stub boot, '08 & up, 6 speed	ZMZF42-6 [74684]	S542 quill tube
ZMZF0630361116 [75519]	Frost plug	ZMZF42-74 [76347]	S542 & S547 frost plug
ZMZF0630361117 [77798]	Frost plug	ZMZF42-75 [70068]	S542 & S547 frost plug, 1/2"
ZMZF0630532128 [72798]	Oil pump snap ring, 6 speed	ZMZF42-CK [78824]	S542 case update kit
ZMZF0630532207 [71048]	Check valve retaining ring	ZMZF4632430 [30809]	Drain plug washer aluminum
ZMZF0631329017 [73477]	Shift driver roll pin, 6 speed, 3 x 24	ZMZF47-128 [77976]	Reverse creeper sleeve, 6 speed
ZMZF0631329028 [70797]	Shift driver roll pin, 6 speed, 3.5 x 30	ZMZF47-6 [78873]	S547 quill tube
ZMZF0631329050 [77017]	Shift driver roll pin, 6 speed, 5 x 24	ZMZF47-K [71963]	S547 spring key kit
ZMZF0631329069 [79377]	Front shift finger roll pin, 6 speed, 6 x 30	ZMZF501209815 [78223]	Oil cooler fitting, short, upper
ZMZF0636015646 [74118]	Hex bolt, m8 x 20	ZMZF501210762 [77484]	Oil cooler line fitting, long, bottom
ZMZF0636101663 [70643]	Idler shaft bolt	ZMZF727-v [70348]	Drain plug
ZMZF0730106561 [71677]	2nd & 3rd washer, 5 speed	ZMZFBD-155 [70595]	Brake drum shield
ZMZF0730109432 [72003]	Reverse gear thrust washer, 6 speed	ZMZFBD-164 [73133]	Brake housing
ZMZF0730150892 [75174]	Creeper/overdrive thrust washer, 6.0L	ZMZFBD-172 [75335]	Brake dust shield
ZMZF0730162428 [76515]	3rd gear bushing, 5 speed	ZMZFBD-175 [74850]	Brake drum shaft
		ZMZF81Z-7B602AA [79025]	Clutch pivot, 6 speed

Continued on next page

ZF (Cont.)

PART #	Description
Small parts (Cont.)	
ZMZFPBC66HD [79273]	Input clutch repair kit, 6.6L & 8.1L
ZMZFPBG606HD [73266]	Input clutch repair kit, 6.6L & 8.1L
ZMZFPBZ73HD [73454]	Input repair kit, 7.3L
ZMZFS6-20 [73543]	3rd & 4th inner race, 6 speed
ZMZFS6-22 [71049]	2nd gear thrust washer
ZMZFS6-22A [70884]	S750 2nd & 3rd thrust washer, 6.0L
ZMZFS6-28 [76577]	1st & 2nd sleeve, 6 speed
ZMZFS6-6 [78122]	Quill, 6 speed
ZMZFS6-80 [77834]	1st & 2nd hub & sleeve, 6 speed

Synchos, Blockers & Parts

ZMSR1307-304-175 [78805]	Reverse synchro
ZMSR1307-304-175BR [79381]	Reverse synchro ring, brass
ZMSR1307-304-181 [79417]	1st & 2nd synchro ring
ZMSR1307-304-182 [79577]	3rd, 4th & 5th synchro ring
ZMSR1307-304-182BR [73371]	2nd, 3rd & 4th synchro ring, brass
ZMSR1317-304-038 [78354]	Reverse gear blocker
ZMSR1317-304-038BR [76685]	Reverse synchro ring, brass
ZMSR1317-304-149 [74673]	1st & 2nd synchro ring
ZMSR1317-304-150 [73306]	3rd, 4th & 5th synchro ring
ZMSR1319-304-032 [76108]	1st & 2nd inner blocker, 6 speed
ZMSR1319-304-053 [73607]	1st & 2nd outer blocker, 6 speed
ZMSR1319-304-075 [73245]	1st & 2nd blocker, 6 speed
ZMSRK1052SK [76520]	Blocker ring kit, Corvette, 6 speed
ZMSRK300ZF [76378]	Synchro ring kit
ZMSRK486 [76777]	Synchro ring kit, 6 speed
ZMSRS542-14 [78235]	S542 1st & 2nd blocker
ZMSRS542-14A [73484]	S542 3rd, 4th & 5th blocker
ZMSRS542-14B [71512]	S542 reverse blocker
ZMSRS547-14 [73123]	S547 1st & 2nd blocker
ZMSRS547-14A [78176]	S547 3rd, 4th & 5th blocker, steel
ZMSRS547-14B [78693]	S547 reverse blocker
ZMSRZFS6-14 [72266]	1st & 2nd outer synchro ring, steel
ZMZFO732042701 [73744]	Synchro spring
ZMZFI307-204-243 [75802]	Synchro assembly, w/ blockers
ZMZFI307-204-244 [71952]	Synchro assembly, w/ blockers
ZMZFI307-304-167 [78479]	5th & reverse synchro hub
ZMZFI307-304-168 [74636]	3rd & 4th synchro hub
ZMZFI307-304-370 [79245]	1st & 2nd synchro sleeve
ZMZFI307PPK [73762]	Synchro ball & key spring
ZMZFI317-204-055 [76703]	S547 1st & 2nd synchro assembly
ZMZFI317-204-056 [75896]	S547 3rd & 4th synchro assembly
ZMZFI317-204-057 [73933]	S547 5th & reverse synchro assembly
ZMZFI317-304-026 [78513]	S547 3rd & 4th synchro hub
ZMZFI317-304-031 [79270]	S547 1st & 2nd synchro hub
ZMZFI317-304-149BR [71901]	S547 & S650 synchro ring, brass
ZMZFI317-304-150BR [75614]	S547 & S650 synchro ring, brass, bronz
ZMZFI317PPK [78201]	S547 synchro key spring
ZMZFI319-203-029 [73015]	5th synchro assembly, 6 speed
ZMZFI319-204-039 [74799]	3rd & 4th synchro assembly, 6 speed
ZMZFI319-204-040 [76899]	Creep & reverse synchro assembly, 6 speed
ZMZFI319-204-045 [76279]	1st & 2nd synchro assembly, 6 speed
ZMZFI319-204-050 [73722]	1st & 2nd synchro assembly, 6 speed
ZMZFI319-303-047 [78794]	5th synchro hub, 6 speed
ZMZFI319-304-018 [70154]	3rd & 4th synchro hub, 6 speed
ZMZFI319-304-019 [70621]	Creep & reverse synchro hub, 6 speed
ZMZFI319-304-088 [74367]	1st & 2nd synchro hub, 6 speed
ZMZFI319-304-092 [77140]	Synchro sleeve, 6 speed
ZMZFI319-304-093 [77550]	Synchro key
ZMZFI42-111 [70431]	S542 3rd & 4th synchro hub
ZMZFI42-116 [73985]	S542 3rd & 4th synchro slider
ZMZFI42-128 [79650]	1st & 2nd synchro sleeve
ZMZFI42-2.5A [71115]	S542 3rd & 4th synchro assembly, w/ blockers
ZMZFI42-40A [77617]	S542 5th & reverse synchro
ZMZFI42-77 [73406]	S542 synchro key

PART #	Description
Synchos, Blockers & Parts (Cont.)	
ZMZFI42-78 [70723]	S542 synchro spring
ZMZFI42-79 [77775]	Synchro ball
ZMZFI42-80 [76158]	S452 1st & 2nd synchro hub & sleeve
ZMZFI42-80A [76239]	S542 1st & 2nd synchro assembly
ZMZFI42-K [78645]	Synchro ball spring key kit
ZMZFI47-131 [72722]	S547 5th & reverse synchro hub
ZMZFI47-2.5A [76754]	S547 3rd & 4th synchro
ZMZFI47-40A [73089]	S547 5th & reverse synchro assembly
ZMZFI47-77 [72416]	S547 synchro key
ZMZFI47-78 [72573]	S547 synchro spring
ZMZFI47-80 [74820]	S547 1st & 2nd synchro hub & slider
ZMZFI47-80A [72205]	S547 1st & 2nd synchro assembly
ZMZFS6-2.5A [72574]	3rd & 4th synchro assembly, 6 speed
ZMZFS6-37 [79054]	1st & 2nd synchro hub
ZMZFS6-40 [78874]	Creep & reverse synchro
ZMZFS6-50 [70749]	5th synchro & hub sleeve
ZMZFS6-50A [78438]	5th synchro
ZMZFS6-80A [71770]	1st & 2nd synchro assembly, 6 speed
ZMZFS6-K1 [79292]	S650 synchro spring key kit

Transmission Gears

ZMZFI307-204-297 [79336]	Reverse gear, 44 tooth
ZMZFI307-204-321 [75056]	3rd gear, 30 tooth
ZMZFI307-204-322 [78865]	3rd gear, 40 tooth
ZMZFI317-204-006 [70929]	S547 3rd gear, 30 tooth
ZMZFI317-204-007 [73510]	S547 3rd gear, 31 tooth
ZMZFI317-204-018 [79481]	S547 5th gear
ZMZFI317-204-019 [74866]	S547 5th gear, 25 tooth
ZMZFI317-204-024 [74997]	S547 2nd gear, 37 tooth
ZMZFI317-204-032 [75109]	S547 1st gear, 48 tooth
ZMZFI317-305-004 [79053]	Reverse idler gear, 5 speed
ZMZFI319-204-013 [72814]	2nd gear, 6 speed
ZMZFI319-204-026 [74815]	S650 reverse gear, 6 speed, 37 tooth
ZMZFI319-204-042 [76753]	2nd gear, 6 speed
ZMZFI319-303-052 [70047]	5th gear, 6 speed, 54 tooth
ZMZFI319-304-102 [78872]	1st gear, 6 speed
ZMZFI319-305-005 [72491]	Reverse idler gear, 6 speed
ZMZFI42-11 [75886]	S542 3rd gear
ZMZFI42-11A [75667]	S542 3rd gear, 40 tooth
ZMZFI42-12 [79129]	S542 1st gear, 48 tooth
ZMZFI42-18 [75091]	S542, 5th gear, 26 tooth, gas
ZMZFI42-18A [76599]	S542 5th mainshaft gear, 30 tooth
ZMZFI42-21 [77154]	2nd gear, 51 tooth
ZMZFI42-21A [74646]	S542 2nd gear, 37 tooth
ZMZFI42-34A [30808]	3rd gear on counter
ZMZFI42-36 [79109]	S542 reverse gear
ZMZFI47-11 [76407]	S547 3rd gear, 31 tooth
ZMZFI47-11A [77116]	S547 3rd gear, 30 tooth
ZMZFI47-18 [72467]	S547 5th gear, 25 tooth
ZMZFI47-21 [71802]	S547 2nd gear, 37 tooth
ZMZFI47-36A [77659]	S547 reverse gear
ZMZFS6-11 [73511]	3rd gear, 3 speed
ZMZFS6-12 [70859]	1st gear monoblock
ZMZFS6-18 [71977]	5th gear, 6 speed, 54 tooth
ZMZFS6-21 [79701]	2nd gear, 31 tooth, 6 speed
ZMZFS6-36 [74197]	Reverse gear, 6 speed, 37 tooth
ZMZFS6-48 [72702]	Creep gear, 41 tooth

Gaskets & Gasket Sets

ZMGAS542-55 [72054]	Gasket set
ZMGAS542-55A [30810]	Gasket, 8 hole
ZMGSK1319RBK [73474]	Gasket seal kit, 6 speed
ZMGSK486 [78770]	Gasket seal kit, 6 speed
ZMGSK486A [78880]	Gasket seal kit, GM, 6 speed
ZMGSKZF [72269]	Gasket seal kit, 5 speed

ZF (Cont.)

PART #	Description	PART #	Description
Seals			
ZMSEA0501209815-0 [73983]	O-ring	ZMZF1319-304-103 [75358]	1st & 2nd hub, 6 speed
ZMSEA13944 [76179]	Rear seal, Mitsubishi & Nissan, 2WD & 4WD	ZMZF1319-304-118 [76551]	S650 1st & 2nd synchro hub, 6 speed
ZMSEA15803 [78246]	Rear seal, 4WD	ZMZF42-131 [70282]	S542 5th & reverse synchro hub
ZMSEA15815 [77190]	Input seal, 6 speed	ZMZF42-136 [75955]	S542 5th & reverse synchro slider
ZMSEA16503 [76286]	Rear seal, 4WD	ZMZF42-2.5 [72428]	S452 3rd & 4th hub & slider
ZMSEA300ZF [74506]	Input pocket seal	ZMZF42-40 [71361]	S542 5th & reverse hub & sleeve
ZMSEA57738 [74518]	Rear seal, 6 speed, 2WD	ZMZF47-111 [78018]	S547 3rd & 4th hub
ZMSEAAS110 [71369]	O-ring	ZMZF47-136A [71993]	S547 3rd, 4th, 5th & reverse slider
ZMSEAAS115 [71836]	O-ring	ZMZF47-2.5 [79466]	S547 3rd & 4th hub & slider
ZMSEAAS227 [76263]	O-ring, late design	ZMZF47-40 [77893]	S547 5th & reverse hub & slider
ZMSEAAS398 [71482]	Mainshaft o-ring	ZMZF56-2.5 [78241]	3rd & 4th hub & slider, 6 speed
ZMSEAAS7288B [78959]	O-ring	Mainshafts & Mainshaft Gears	
Forks, Pads & Parts			
ZMZF1307-206-003 [75789]	3rd & 4th fork	ZMZF1307-204-323 [72886]	5th mainshaft gear, 26 tooth
ZMZF1307-306-019 [78296]	S542 5th & reverse fork	ZMZF1307-304-353 [70920]	Mainshaft, 4WD
ZMZF1317-298-001 [76649]	S547 1st & 2nd fork	ZMZF1317-204-015 [73564]	S547 reverse mainshaft gear
ZMZF1319-306-045 [75995]	S650 low & reverse fork, 6 speed	ZMZF1317-304-066 [75640]	Mainshaft, 29 spline, 16 3/8" long, 2WD
ZMZF1319-306-047 [78084]	S650 5th fork, 6 speed	ZMZF1319-204-011 [70701]	3rd mainshaft gear, 6 speed, 27 tooth
ZMZF42-23 [70113]	1st & 2nd shift fork	ZMZF1319-304-070 [73315]	S650 mainshaft, 6 speed, 4WD
ZMZF42-23A [76542]	S542 3rd & 4th shift fork	ZMZF1319-304-087 [76406]	S650 mainshaft, 6 speed, 2WD
ZMZF42-23B [70550]	S542 5th & reverse fork	ZMZF1319-304-089 [78466]	S650 mainshaft, GM, 6 speed, 4WD
ZMZF47-23 [75110]	S547 1st & 2nd fork	ZMZF1319-304-094 [73752]	Mainshaft, 6 speed, 4WD
ZMZF56-23 [79428]	S650 low & reverse fork, 6 speed	ZMZF1319-304-095 [76660]	Mainshaft, 6 speed, 2WD
Input Shafts			
ZMZF1307-202-126 [76979]	27 tooth, 11.75" long	ZMZF1319-304-099 [74853]	Mainshaft, 6 speed, 2WD
ZMZF1307-202-127 [72158]	27 tooth, 9.5" long	ZMZF42-2 [75339]	Mainshaft, 4WD, 18.75" long
ZMZF1307-202-128 [75994]	34 tooth, 9 5/8" long	ZMZF42-2A [72674]	Mainshaft, 29 spline, 16 3/8" long, 2WD
ZMZF1317-202-015 [73907]	S547, 27 tooth, 11.75" long	ZMZF56-2 [76341]	Mainshaft, 6 speed, 2WD
ZMZF1317-202-017 [73572]	S547, 27 tooth, 9.5" long	ZMZF56-2A [74448]	Mainshaft, 6 speed, 4WD
ZMZF1319-202-017 [72616]	23 tooth, 6 speed	ZMZF56-2B [72102]	Mainshaft, 18.75" long, 4WD
ZMZF1319-202-023 [75334]	S650, 6 speed, 5.4L & 6.8L, 10 7/8" long	ZMZF56-2E [71382]	Mainshaft, 6 speed, 4WD, 6.4L, 6.8L & 7.3L
ZMZF1319-202-026 [73213]	S650, 6 speed, 23 tooth, 10 3/8" long	Housings & Cases	
ZMZF1319-202-027 [79566]	08 & up Ford, gas, 6 speed	ZMZF1307-201-076 [79244]	S542 main housing
ZMZF1319-202-028 [74752]	6 speed, 6.4L	ZMZF1317-201-015 [74964]	S547 main case, diesel
ZMZF42-16 [71244]	S542, 27 tooth, 9.5" long	ZMZF1317-201-016 [73314]	S547 main case, gas
ZMZF42-16A [71976]	Input shaft	ZMZF1317-301-004 [75492]	S547 tail housing, 2WD, w/ speedo
ZMZF42-16B [75654]	S542, 27 tooth, 11.75" long	ZMZF1317-301-016 [78168]	S547 main case, 5 speed
ZMZF47-16B [73566]	S547, 29 tooth, 9.5" long	ZMZF1317-301-017 [78025]	S547 tail housing, 2WD, w/ speedo
ZMZF47-16C [75251]	S547, 27 tooth, 12" long	ZMZF1317-301-034 [73645]	S547 tail housing, 4WD
ZMZF56-16 [74144]	S650, 23 tooth, 10 3/8" long, 6 speed		
ZMZF56-16B [71296]	6.0L		




Reman Assemblies from the Experts in Drivetrain.




Remanufacturing. Redefined.

- Hundreds of units for popular applications
- Assembled & inspected by the industry's best
- Proprietary, shot-enticed cleaning protocol ensures like-new finish
- 100% new bearings & seals



Before


After




Remanufacturing.
Redefined.



Remanufactured Axle Assemblies



- Cases & internals thoroughly inspected for straightness, cracks, & worn surfaces
- Full inspection of internals including: ring & pinion, internal gears, clutches, & carriers
- All bearings & seals replaced
- Gear pattern checked for optimal tooth contact
- Correct rolling torque established using inch pound measurements for precise setup & longevity
- Correct backlash is set to assure proper gear lubrication and quiet operation



Chrysler D44

PART #	Description	PART #	Description
RAA434-1544A [70687]	88-'93 W100, W150 & Ramcharger, 3.23	RAA434-1889B [79355]	1998 Ram 1500, 4 wheel ABS, 3.54
RAA434-1544B [75026]	88-'93 W100, W150 & Ramcharger, 3.54	RAA434-1889C [74051]	1998 Ram 1500, rear wheel ABS, 3.90
RAA434-1544C [79445]	88-'93 W100, W150 & Ramcharger, 3.90	RAA434-1889D [75382]	1998 Ram 1500, 4 wheel ABS, 3.90
RAA434-1546A [79018]	1988 W250, 3.54	RAA434-1908B [72456]	1999 Ram 1500, rear wheel ABS, 3.90
RAA434-1546B [70453]	1988 W250, 4.11	RAA434-1908C [78776]	1999 Ram 1500, 4 wheel ABS, 3.54
RAA434-1547A [79045]	89-'93 W250, w/ vacuum disconnect, 3.54	RAA434-1932A [79271]	2000 Ram 1500, rear wheel ABS, 3.54
RAA434-1547B [75224]	89-'93 W250, w/ vacuum disconnect, 4.11	RAA434-1932B [79694]	2000 Ram 1500, rear wheel ABS, 3.90
RAA434-1547C [70994]	89-'93 W250, w/ vacuum disconnect, 3.92	RAA434-1932C [73460]	2000 Ram 1500, 4 wheel ABS, 3.90
RAA434-1756A [74930]	94-'95 Ram 1500, rear wheel ABS, 3.54	RAA434-1932D [75150]	2000 Ram 1500, 4 wheel ABS, 3.90
RAA434-1756B [74775]	94-'95 Ram 1500, rear wheel ABS, 3.90	RAA434-1932E [72556]	2001 Ram 1500, rear wheel ABS, 3.54
RAA434-1756D [78089]	94-'95 Ram 1500, rear wheel ABS, 3.54	RAA434-1932F [73009]	2001 Ram 1500, rear wheel ABS, 3.90
RAA434-1756E [70675]	94-'95 Ram 1500, rear wheel ABS, 3.90	RAA434-1932G [71663]	2001 Ram 1500, 4 wheel ABS, 3.54
RAA434-1847A [74280]	96-'97 Ram 1500, rear wheel ABS, 3.54	RAA434-1932H [74561]	2001 Ram 1500, 4 wheel ABS, 3.90
RAA434-1847B [77737]	96-'97 Ram 1500, rear wheel ABS, 3.90	RAA434-1932J [72400]	2000 Ram 1500, rear wheel ABS, 4.11
RAA434-1847D [75636]	96-'97 Ram 1500, 4 wheel ABS, 3.54	RAA434-1932K [75943]	2000 Ram 1500, 4 wheel ABS, 4.11
RAA434-1847E [75311]	96-'97 Ram 1500, 4 wheel ABS, 3.90	RAA434-1932M [77564]	2001 Ram 1500, rear wheel ABS, 4.11
RAA434-1889A [73112]	1998 Ram 1500, rear wheel ABS, 3.54	RAA434-1932N [77995]	2001 Ram 1500, 4 wheel ABS, 4.11

Chrysler D44 Front

PART #	Description	PART #	Description
RAA434-1908A	1999 Ram 1500, rear wheel ABS, 3.54	RAA434-1908D [72812]	1999 Ram 1500, 4 wheel ABS, 3.90

Chrysler D60

PART #	Description	PART #	Description
RAA434-1548A [79676]	89-'93 W250, 3.07	RAA435-1578B-P [74638]	90-'97 van 3500, 5500#, 4.11, posi
RAA434-1549A [73360]	89-'93 W250, 3.54	RAA435-1579A [70501]	90-'97 van 3500, 6200#, 3.55
RAA434-1549B [79596]	89-'93 W250, 4.11	RAA435-1579A-P [79652]	90-'97 van 3500, 6200#, 3.55, posi
RAA434-1771D [74993]	94-'97 Ram 2500 & 3500, 4 wheel ABS, 4.11	RAA435-1579B [77654]	90-'97 van 3500, 6200#, 4.11
RAA434-1771E [76603]	1998 Ram 2500 & 3500, rear wheel ABS, 3.54	RAA435-1579B-P [71003]	90-'97 van 3500, 6200#, 4.11, posi
RAA434-1771F [72755]	1998 Ram 2500 & 3500, rear wheel ABS, 4.11	RAA435-1579A [72432]	1994 Ram 2500, 2WD, 3.55
RAA434-1771G [73222]	1998 Ram 2500 & 3500, 4 wheel ABS, 3.54	RAA435-1759A-P [71517]	1994 Ram 2500, 2WD, 3.55, posi
RAA434-1771H [70618]	1998 Ram 2500 & 3500, 4 wheel ABS, 4.11	RAA435-1759B [70044]	1994 Ram 2500, 2WD, 4.11
RAA434-1771J [77101]	1999 Ram 2500, rear wheel ABS, 3.54	RAA435-1759B-P [75766]	1994 Ram 2500, 2WD, 4.11, posi
RAA434-1771K [77529]	1999 Ram 2500, rear wheel ABS, 4.11	RAA435-1760A [79439]	94-'99 Ram 2500, 2WD, staggered shocks, 3.55
RAA434-1771M [74189]	1999 Ram 2500 & 3500, 4 wheel ABS, 3.54	RAA435-1760A-P [72019]	94-'99 Ram 2500, 2WD, staggered shocks, 3.55, posi
RAA434-1771N [70373]	1999 Ram 2500 & 3500, 4 wheel ABS, 3.54	RAA435-1760B [78768]	94-'99 Ram 2500, 2WD, staggered shocks, 4.11
RAA434-1933A [77441]	00-'01 Ram 2500, rear wheel ABS, 3.54	RAA435-1760B-P [72194]	94-'99 Ram 2500, 2WD, staggered shocks, 4.11, posi
RAA434-1933B [73914]	00-'01 Ram 2500, rear wheel ABS, 4.11	RAA435-1761A [75549]	1994 Ram 2500, 2WD, 3.55
RAA434-1933C [76539]	00-'02 Ram 2500 & 3500, 4 wheel ABS, w/ vacuum disconnect, 3.54	RAA435-1761A-P [73902]	1994 Ram 2500, 2WD, 3.55, posi
RAA434-1933D [70576]	00-'02 Ram 2500 & 3500, 4 wheel ABS, w/ vacuum disconnect, 4.11	RAA435-1761B [78105]	1994 Ram 2500, 2WD, 4.11
RAA435-1060A [74765]	72-'88 250 & 350 Van, 3.42	RAA435-1761B-P [73979]	1994 Ram 2500, 2WD, 4.11, posi
RAA435-1060A-P [78713]	72-'88 250 & 350 Van, 3.42, posi	RAA435-1762A [74163]	94-'99 Ram 2500, 2WD, staggered shocks, 3.55
RAA435-1060B [76512]	72-'88 250 & 350 Van, 4.11	RAA435-1762A-P [77576]	94-'99 Ram 2500, 2WD, staggered shocks, 3.55, posi
RAA435-1060B-P [74274]	72-'88 250 & 350 Van, 4.11, posi	RAA435-1762B [70034]	94-'99 Ram 2500, 2WD, staggered shocks, 4.11
RAA435-1060C [73276]	72-'88 250 & 350 Van, 4.56	RAA435-1762B-P [70358]	94-'99 Ram 2500, 2WD, staggered shocks, 4.11, posi
RAA435-1060C-P [73434]	72-'88 250 & 350 Van, 4.56, posi	RAA435-1764A-P [70434]	94-'99 Ram 2500, 2WD, staggered shocks, 3.55, posi
RAA435-1230A [70609]	80-'88 D250, W250 & W350, 3.54	RAA435-1773A [70880]	1994 Ram 2500, 4WD, 3.55
RAA435-1230A-P [72231]	80-'88 D250, W250 & W350, 3.54, posi	RAA435-1773A-P [76007]	1994 Ram 2500, 4WD, 3.55, posi
RAA435-1230B [71330]	80-'88 D250, W250 & W350, 4.11	RAA435-1773B [78022]	1994 Ram 2500, 4WD, 4.11, posi
RAA435-1230B-P [74883]	80-'88 D250, W250 & W350, 4.11, posi	RAA435-1773B-P [71866]	1994 Ram 2500, 4WD, 4.11, posi
RAA435-1230C [75129]	80-'88 D250, W250 & W350, 4.88	RAA435-1774A [73799]	94-'99 Ram 2500, 2WD, staggered shocks, 3.55
RAA435-1230C-P [73207]	80-'88 D250, W250 & W350, 4.88, posi	RAA435-1774A-P [77916]	94-'99 Ram 2500, 2WD, staggered shocks, 3.55, posi
RAA435-1230D [79541]	80-'88 D250, W250 & W350, 4.56	RAA435-1774B [78524]	94-'99 Ram 2500, 2WD, staggered shocks, 4.11
RAA435-1230D-P [72062]	80-'88 D250, W250 & W350, 4.56, posi	RAA435-1774B-P [73118]	94-'99 Ram 2500, 2WD, staggered shocks, 4.11, posi
RAA435-1426 [71555]	82-'88 D250 & D350, 2WD, 4.11	RAA435-1775A [76544]	1994 Ram 2500, 4WD, 3.54
RAA435-1426-P [71159]	82-'88 D250 & D350, 2WD, 4.11, posi	RAA435-1775A-P [72114]	1994 Ram 2500, 4WD, 3.54, posi
RAA435-1550A [72711]	89-'93 3/4 ton, 3.55	RAA435-1775B [72991]	1994 Ram 2500, 4WD, 4.11
RAA435-1550A-P [77385]	89-'93 3/4 ton, 3.55, posi	RAA435-1775B-P [79125]	1994 Ram 2500, 4WD, 4.11, posi
RAA435-1550B [78927]	89-'93 3/4 ton, 4.11		
RAA435-1550B-P [70732]	89-'93 3/4 ton, 4.11, posi		
RAA435-1578A [78504]	90-'97 van 3500, 5500#, 3.55		
RAA435-1578A-P [79167]	90-'97 van 3500, 5500#, 3.55, posi		
RAA435-1578B [77999]	90-'97 van 3500, 5500#, 4.11		

Continued on next page

Chrysler D60 (Cont.)

PART #	Description	PART #	Description
RAA435-1776A [71613]	94-'99 Ram 2500, 2WD, staggered shocks, 3.54	RAA435-2005B-P [70326]	00-'01 Ram 2500, 2WD, 4.11, posi
RAA435-1776A-P [74343]	94-'99 Ram 2500, 2WD, staggered shocks, 3.54, posi	RAA435-2136A [72644]	01-'02 Ram 2500, 2WD, 3.55
RAA435-1776B [75685]	94-'99 Ram 2500, 2WD, staggered shocks, 4.11	RAA435-2136A-P [71726]	01-'02 Ram 2500, 2WD, 3.55, posi
RAA435-1776B-P [72653]	94-'99 Ram 2500, 2WD, staggered shocks, 4.11, posi	RAA435-2136B [71322]	01-'02 Ram 2500, 2WD, 4.11
RAA435-1903A [75869]	89-'93, D250 & W250, ABS, 4.11	RAA435-2136B-P [79316]	01-'02 Ram 2500, 2WD, 4.11, posi
RAA435-1903A-P [70322]	89-'93, D250 & W250, ABS, 4.11, posi	RAA435-2140A [71528]	01-'02 Ram 2500, 4WD, 3.55
RAA435-1903B [75260]	89-'93 D350, 2WD, ABS, 4.11	RAA435-2140A-P [78009]	01-'02 Ram 2500, 4WD, 3.55, posi
RAA435-1903B-P [79200]	89-'93 D350, 2WD, ABS, 4.11, posi	RAA435-2140B [78972]	01-'02 Ram 2500, 4WD, 4.11
RAA435-1925 [74093]	98-'03 Van 3500, 8 lug, 4.09	RAA435-2140B-P [70094]	01-'02 Ram 2500, 4WD, 4.11, posi
RAA435-1925-P [79330]	98-'03 Van 3500, 8 lug, 4.09, posi	RAA435-2141B [71129]	01-'02 Ram 2500m 4WD, disc brake, 4.11
RAA435-1948 [72513]	98-'03 Van 2500 & 350, 8 lug, 4.09	RAA435-2143-P [70571]	01-'02 Ram 2500m 4WD, disc brake, 4.11, posi
RAA435-1948-P [70002]	98-'03 Van 2500 & 350, 8 lug, 4.09, posi	RAA435-2214A [75356]	2004 D1500, 2WD, quad cab, SRT-10, 4.11
RAA435-2005A [70318]	00-'01 Ram 2500, 2WD, 3.55	RAA435-2214A-P [73672]	2004 D1500, 2WD, quad cab, SRT-10, 4.11, posi
RAA435-2005A-P [76638]	00-'01 Ram 2500, 2WD, 3.55, posi	RAA435-2214B [70676]	2004 D1500, 2WD, quad cab, SRT-10, 4.56
RAA435-2005B [76268]	00-'01 Ram 2500, 2WD, 4.11	RAA435-2214B-P [79531]	2004 D1500, 2WD, quad cab, SRT-10, 4.56, posi
		RAA435-2226-P [73362]	2005 D1500 SRT-10, quad cab, 4.56, posi

Chrysler D60 Front

PART #	Description	PART #	Description
RAA434-1771A [73652]	94-'97 Ram 2500 & 3500, rear wheel ABS, 3.54	RAA434-1959A [74140]	2002 Ram 2500 7 3500, non-vacuum disconnect, 3.54
RAA434-1771B [79549]	94-'97 Ram 2500 & 3500, rear wheel ABS, 4.11	RAA434-1959B [77896]	2002 Ram 2500 7 3500, non-vacuum disconnect, 4.11
RAA434-1771C [78719]	94-'97 Ram 2500 & 3500, rear wheel ABS, 3.54		

Chrysler D70

PART #	Description	PART #	Description
RAA435-1238A [79496]	72-'88 250 & 350, 4.11	RAA435-1764B [73045]	94-'99 Ram 2500, 2WD, staggered shocks, 4.11
RAA435-1238A-P [76996]	72-'88 250 & 350, 4.11, posi	RAA435-1764B-P [73442]	94-'99 Ram 2500, 2WD, staggered shocks, 4.11, posi
RAA435-1238B [72582]	72-'88 250 & 350, 4.56	RAA435-1777A [77409]	1994 Ram 2500, 4WD, 3.54
RAA435-1238B-P [71678]	72-'88 250 & 350, 4.56, posi	RAA435-1777A-P [76424]	1994 Ram 2500, 4WD, 3.54, posi
RAA435-1553A [78633]	1989 D350, diesel, 2WD, DRW, 3.07	RAA435-1777B [73891]	1994 Ram 2500, 4WD, 4.11
RAA435-1553A-P [70015]	1989 D350, diesel, 2WD, DRW, 3.07, posi	RAA435-1777B-P [70742]	1994 Ram 2500, 4WD, 4.11, posi
RAA435-1553B [77888]	89-'93 D350, DRW, 3.55	RAA435-1778A [77746]	94-'99 Ram 2500, 4WD, staggered shocks, 3.55
RAA435-1553B-P [76144]	89-'93 D350, DRW, 3.55, posi	RAA435-1778A-P [76267]	94-'99 Ram 2500, 4WD, staggered shocks, 3.55, posi
RAA435-1553C [71624]	1989 D350 & W350, gas, DRW, 4.11	RAA435-1778B [79115]	1998 Ram 2500, 4WD, 4.11
RAA435-1553C-P [70500]	1989 D350 & W350, gas, DRW, 4.11, posi	RAA435-1778B-P [73833]	1998 Ram 2500, 4WD, 4.11, posi
RAA435-1553D [72127]	1989 D350 & W350, gas, DRW, 4.56	RAA435-1904B [79708]	89-'93 3500, 3.55
RAA435-1553D-P [77331]	1989 D350 & W350, gas, DRW, 4.56, posi	RAA435-1904B-P [77835]	89-'93 3500, 3.55, posi
RAA435-1554B [79071]	89-'93 D350 & W350, diesel, DRW, chassis cab, 3.55	RAA435-1904C [70203]	89-'93 3500, 4.10
RAA435-1554B-P [78054]	89-'93 D350 & W350, diesel, DRW, chassis cab, 3.55, posi	RAA435-1904C-P [74978]	89-'93 3500, 4.10, posi
RAA435-1554C [75008]	90-'93 D350 & W350, DRW, chassis cab, 4.11	RAA435-2006A [78652]	00-'01 Ram 2500, 2WD, 3.55
RAA435-1554C-P [77037]	90-'93 D350 & W350, DRW, chassis cab, 4.11, posi	RAA435-2006A-P [70776]	00-'01 Ram 2500, 2WD, 3.55, posi
RAA435-1617 [73957]	90-'93 D350 & W350, DRW, 7500#, 3.07	RAA435-2006B [71418]	00-'01 Ram 2500, 2WD, 4.11
RAA435-1617-P [79315]	90-'93 D350 & W350, DRW, 7500#, 3.07, posi	RAA435-2006B-P [78179]	00-'01 Ram 2500, 2WD, 3.55
RAA435-1618 [71362]	90-'93 D350 & W350, DRW, chassis cab, 7500#, 3.07	RAA435-2009A [76315]	00-'01 Ram 2500, 4WD, 3.55
RAA435-1618-P [78345]	90-'93 D350 & W350, DRW, chassis cab, 7500#, 3.07, posi	RAA435-2009A-P [73223]	00-'01 Ram 2500, 4WD, 3.55, posi
RAA435-1619 [75474]	90-'93 D350 & W350, DRW, 7500#, 4.56	RAA435-2009B [74029]	00-'01 Ram 2500, 4WD, 4.11
RAA435-1619-P [79306]	90-'93 D350 & W350, DRW, 7500#, 4.56, posi	RAA435-2009B-P [73784]	00-'01 Ram 2500, 4WD, 4.11, posi
RAA435-1620 [75464]	90-'93 D350 & W350, DRW, 7500#, chassis cab, 4.56	RAA435-2010A [79177]	00-'01 Ram 2500, 4WD, 3.55
RAA435-1620-P [76452]	90-'93 D350 & W350, DRW, 7500#, chassis cab, 4.56, posi	RAA435-2010A-P [72121]	00-'01 Ram 2500, 4WD, 3.55, posi
RAA435-1763A [76823]	1994 Ram 2500, 2WD, 3.55	RAA435-2010B [76088]	00-'01 Ram 2500, 4WD, 4.11
RAA435-1763A-P [79158]	1994 Ram 2500, 2WD, 3.55, posi	RAA435-2010B-P [74404]	00-'01 Ram 2500, 4WD, 4.11, posi
RAA435-1763B [75027]	1994 Ram 2500, 2WD, 4.11	RAA435-2141A [79164]	01-'02 pickup, 4WD, disc brake, 3.54
RAA435-1763B-P [76259]	1994 Ram 2500, 2WD, 4.11, posi	RAA435-2141A-P [78427]	01-'02 pickup, 4WD, disc brake, 3.54, posi
RAA435-1764A [75967]	94-'99 Ram 2500, 2WD, staggered shocks, 3.55	RAA435-2141B-OEM [71053]	01-'02 Ram 2500 4WD, disc brake, 4.11
		RAA435-2141B-P [76371]	01-'02 Ram 2500 4WD, disc brake, 4.11, pos
		RAA435-2137A [73255]	01-'02 Ram 2500, 3.55
		RAA435-2137A-P [70186]	01-'02 Ram 2500, 3.55, posi
		RAA435-2137B [78851]	01-'02 Ram 2500, 4.11
		RAA435-2137B-P [72919]	01-'02 Ram 2500, 4.11, posi

Chrysler D80

PART #	Description	PART #	Description
RAA435-1765A [70892]	1994 Ram 2500, 2WD, 3.54	RAA435-1856B [75864]	96-'99 Ram 2500, 4WD, 4.11
RAA435-1765A-P [79032]	1994 Ram 2500, 2WD, 3.54, posi	RAA435-1856B-P [70502]	96-'99 Ram 2500, 4WD, 4.11, posi
RAA435-1765B [73180]	1994 Ram 2500, 2WD, 4.11	RAA435-1857A [74036]	96-'99 Ram 3500, 2WD, 3.54
RAA435-1765B-P [72474]	1994 Ram 2500, 2WD, 4.11, posi	RAA435-1857A-P [79079]	96-'99 Ram 3500, 2WD, 3.54, posi
RAA435-1766A [75567]	94-'99 Ram 2500, staggered shocks, 3.55	RAA435-1857B [77535]	96-'99 Ram 3500, 2WD, 4.11
RAA435-1766A-P [73260]	94-'99 Ram 2500, staggered shocks, 3.55, posi	RAA435-1857B-P [74426]	96-'99 Ram 3500, 2WD, 4.11, posi
RAA435-1766B [73627]	94-'99 Ram 2500, staggered shocks, 4.11	RAA435-1858A [75535]	96-'99 Ram 3500, 2WD, cab chassis, 3.54
RAA435-1766B-P [70078]	94-'99 Ram 2500, staggered shocks, 4.11, posi	RAA435-1858A-P [72392]	96-'99 Ram 3500, 2WD, cab chassis, 3.54, posi
RAA435-1779A [77454]	1994 Ram 2500, 4WD, 3.54	RAA435-1858B [72032]	96-'99 Ram 3500, 2WD, cab chassis, 4.11
RAA435-1779A-P [72271]	1994 Ram 2500, 4WD, 3.54, posi	RAA435-1858B-P [74584]	96-'99 Ram 3500, 2WD, cab chassis, 4.11, posi
RAA435-1779B [76667]	1994 Ram 2500, 4WD, 4.11	RAA435-1859A [78007]	96-'99 Ram 3500, 4WD, 3.55
RAA435-1779B-P [72561]	1994 Ram 2500, 4WD, 4.11, posi	RAA435-1859A-P [72070]	96-'99 Ram 3500, 4WD, 3.55, posi
RAA435-1780 [75376]	94-'95 Ram 2500, 4WD, staggered shocks, 3.54	RAA435-1859B [77298]	96-'99 Ram 3500, 4WD, 4.11
RAA435-1780-P [72801]	94-'95 Ram 2500, 4WD, staggered shocks, 3.54, posi	RAA435-1859B-P [74940]	96-'99 Ram 3500, 4WD, 4.11, posi
RAA435-1781 [74043]	94-'95 Ram 2500, 4WD, staggered shocks, 4.11	RAA435-2142 [75914]	01-'02 Ram 2500m 4WD, disc brake, 3.55
RAA435-1781-P [72371]	94-'95 Ram 2500, 4WD, staggered shocks, 4.11, posi	RAA435-2142-P [70683]	01-'02 Ram 2500m 4WD, disc brake, 3.55, posi
RAA435-1785 [73746]	94-'95 Ram 3500, 2WD, staggered shocks, 3.54	RAA435-2143 [77595]	01-'02 Ram 2500m 4WD, disc brake, 4.11
RAA435-1785-P [71324]	94-'95 Ram 3500, 2WD, staggered shocks, 3.54, posi	RAA435-2192 [78642]	00-'01 Ram 2500, 2WD, 3.55
RAA435-1787 [75424]	94-'95 Ram 3500, cab chassis, staggered shocks, 3.54	RAA435-2192-P [77165]	00-'01 Ram 2500, 2WD, 3.55, posi
RAA435-1787-P [71229]	94-'95 Ram 3500, cab chassis, staggered shocks, 3.54, posi	RAA435-2193 [76376]	00-'01 Ram 2500, 2WD, 4.11
RAA435-1788 [71761]	94-'95 Ram 3500, cab chassis, staggered shocks, 4.11	RAA435-2193-P [73684]	00-'01 Ram 2500, 2WD, 4.11, posi
RAA435-1788-P [78928]	94-'95 Ram 3500, cab chassis, staggered shocks, 4.11, posi	RAA435-2194 [71862]	00-'01 Ram 2500, 4WD, 3.55
RAA435-1789 [75556]	1994 Ram 3500, 4WD, 4.10	RAA435-2194-P [74097]	00-'01 Ram 2500, 4WD, 3.55, posi
RAA435-1789-P [70624]	1994 Ram 3500, 4WD, 4.10, posi	RAA435-2195 [79592]	00-'01 Ram 2500, 4WD, 4.11
RAA435-1790 [78189]	94-'95 Ram 3500, 4WD, staggered shocks, 3.54	RAA435-2195-P [77762]	00-'01 Ram 2500, 4WD, 4.11, posi
RAA435-1790-P [74184]	94-'95 Ram 3500, 4WD, staggered shocks, 3.54, posi	RAA435-2196 [79113]	00-'01 Ram 3500, 2WD, 3.55
RAA435-1823 [72301]	94-'95 Ram 3500, 2WD, staggered shocks, 4.11	RAA435-2196-P [76006]	00-'01 Ram 3500, 2WD, 3.55, posi
RAA435-1823-P [78300]	94-'95 Ram 3500, 2WD, staggered shocks, 4.11, posi	RAA435-2197 [73211]	00-'01 Ram 3500, 2WD, 4.11
RAA435-1824 [74874]	94-'95 Ram 3500, 4WD, staggered shocks, 4.11	RAA435-2197-P [76642]	00-'01 Ram 3500, 2WD, 4.11, posi
RAA435-1824-P [70671]	94-'95 Ram 3500, 4WD, staggered shocks, 4.11, posi	RAA435-2198 [74885]	00-'01 Ram 3500, 4WD, 3.55
RAA435-1856A [75265]	96-'99 Ram 2500, 4WD, 3.54	RAA435-2198-P [75053]	00-'01 Ram 3500, 4WD, 3.55, posi
RAA435-1856A-P [70900]	96-'99 Ram 2500, 4WD, 3.54, posi	RAA435-2199 [74173]	00-'01 Ram 3500, 4WD, 4.11
		RAA435-2199-P [70494]	00-'01 Ram 3500, 4WD, 4.11, posi
		RAA435-2200 [76732]	00-'01 Ram 3500, 2WD, 3.55
		RAA435-2200-P [79474]	00-'01 Ram 3500, 2WD, 3.55, posi
		RAA435-2201 [73848]	00-'01 Ram 3500, DRW, 4.10
		RAA435-2201-P [76207]	00-'01 Ram 3500, DRW, 4.10, posi
		RAA435-2138 [71665]	01-'02 Ram 2500, 3.55, posi
		RAA435-2138-P [75992]	01-'02 Ram 2500, 3.55, posi
		RAA435-2139 [75770]	01-'02 Ram 2500, 4.11
		RAA435-2139-P [71910]	01-'02 Ram 2500, 4.11, posi

Chrysler 7.25IFS

PART #	Description	PART #	Description
RAA434-1822A [75014]	93-'96 Dakota, rear wheel ABS, 3.23	RAA440-1306A [76643]	87-'92 Dakota, 2.94
RAA434-1822B [73682]	93-'96 Dakota, rear wheel ABS, 3.55	RAA440-1306B [73734]	87-'92 Dakota, 3.23
RAA434-1822C [79582]	93-'96 Dakota, rear wheel ABS, 3.90	RAA440-1306C [74437]	87-'92 Dakota, 3.55
RAA434-1822D [75790]	93-'96 Dakota, 4 wheel ABS, 3.23	RAA440-1306D [70388]	87-'92 Dakota, 3.90
RAA434-1822E [71920]	93-'96 Dakota, 4 wheel ABS, 3.55	RAA440-1307A [79350]	93-'96 Dakota, 3.23
RAA434-1822F [72922]	93-'96 Dakota, 4 wheel ABS, 3.90	RAA440-1307B [73077]	93-'96 Dakota, 3.55
RAA434-1948A [79679]	91-'92 Dakota, 6 lug, 3.23	RAA440-1307C [71111]	93-'96 Dakota, 3.90
RAA434-1948B [74010]	91-'92 Dakota, 6 lug, 3.55	RAA440-1317A [75164]	97-'99 Dakota, 3.23
RAA434-1948C [75652]	91-'92 Dakota, 6 lug, 3.90		

Chrysler 7.25"

PART #	Description	PART #	Description
RAA435-1488A [76176]	87-'88 Dakota, 2WD, 2.76	RAA435-1488E-P [74016]	89-'90 Dakota, 2WD, 3.23, posi
RAA435-1488A-P [71805]	87-'88 Dakota, 2WD, 2.76, posi	RAA435-1488F [75656]	91-'96 Dakota, 2WD, 3.21
RAA435-1488B [70233]	89-'90 Dakota, 2WD, 2.76	RAA435-1488F-P [75706]	91-'96 Dakota, 2WD, 3.21, posi
RAA435-1488B-P [75295]	89-'90 Dakota, 2WD, 2.76, posi	RAA435-1488G [74017]	87-'88 Dakota, 2WD, 3.55
RAA435-1488C [78253]	91-'96 Dakota, 2WD, 2.76	RAA435-1488G-P [71991]	87-'88 Dakota, 2WD, 3.55, posi
RAA435-1488C-P [71201]	91-'96 Dakota, 2WD, 2.76, posi	RAA435-1488H [75305]	89-'90 Dakota, 2WD, 3.55
RAA435-1488D [74749]	87-'88 Dakota, 2WD, 3.23	RAA435-1488H-P [73495]	89-'90 Dakota, 2WD, 3.55, posi
RAA435-1488D-P [73568]	87-'88 Dakota, 2WD, 3.23, posi	RAA435-1488J [71404]	91-'96 Dakota, 2WD, 3.55
RAA435-1488E [77899]	89-'90 Dakota, 2WD, 3.23	RAA435-1488J-P [70073]	91-'96 Dakota, 2WD, 3.55, posi

Chrysler 8.25IFS

PART #	Description	PART #	Description
RAA440-1368A [75522]	02-'05 Ram 1500, 3.55	RAA440-1368B [72006]	02-'05 Ram 1500, 3.92

Chrysler 8.0IFS

PART #	Description	PART #	Description
RAA440-1358A [73450]	Durango & Dakota, 3.55	RAA440-1470B [72942]	13-'15 Ram 1500, 3.55
RAA440-1358B [77294]	Durango & Dakota, 3.92	RAA440-1470C [72430]	13-'15 Ram 1500, 3.92
RAA440-1393A [78738]	04-'09 Durango, 3.55	RAA440-147A [70301]	06-'09 Ram 1500, 3.55
RAA440-1393B [70240]	04-'09 Durango, 3.92	RAA440-147B [74693]	06-'09 Ram 1500, 3.92
RAA440-1393C [73409]	2009 Durango, 3.21	RAA440-147C [76104]	2010 Ram 1500, 3.21
RAA440-1455A [76772]	2012 Ram 1500, 3.55	RAA440-1993A [71149]	04-'05 Durango, 3.55
RAA440-1455B [72398]	2012 Ram 1500, 3.92	RAA440-1993B [72483]	04-'05 Durango, 3.55
RAA440-1470A [78852]	13-'15 Ram 1500, 3.21		

Chrysler 8.25"

PART #	Description	PART #	Description
RAA435-1577A [73108]	90-'97 van 1500 & 2500, 3.21	RAA435-2144C-P [75937]	03-'04 Dakota, 2WD, 3.92, posi
RAA435-1577A-P [72109]	90-'97 van 1500 & 2500, 3.21, posi	RAA435-2144D [72185]	03-'04 Dakota, 2WD, 3.21
RAA435-1577B [79040]	90-'97 van 1500 & 2500, 3.55	RAA435-2144D-P [74678]	03-'04 Dakota, 2WD, 3.21, posi
RAA435-1577B-P [71856]	90-'97 van 1500 & 2500, 3.55, posi	RAA435-2144E [73925]	03-'04 Dakota, 2WD, 3.55
RAA435-1577C [70998]	90-'97 van 1500 & 2500, 3.92	RAA435-2144E-P [74955]	03-'04 Dakota, 2WD, 3.55, posi
RAA435-1577C-P [70927]	90-'97 van 1500 & 2500, 3.92, posi	RAA435-2144F [77415]	03-'04 Dakota, 2WD, 3.92
RAA435-1890A [74075]	97-'99 Dakota, 3.21	RAA435-2144F-P [77476]	03-'04 Dakota, 2WD, 3.92, posi
RAA435-1890A-P [73496]	97-'99 Dakota, 3.21, posi	RAA435-2146A [77444]	03-'04 Dakota, 4WD, 3.55
RAA435-1890B [73944]	97-'99 Dakota, 2WD, 3.55	RAA435-2146A-P [75093]	03-'04 Dakota, 4WD, 3.55, posi
RAA435-1890B-P [70914]	97-'99 Dakota, 2WD, 3.55, posi	RAA435-2146B [77874]	03-'04 Dakota, 4WD, 3.92
RAA435-1890C [77449]	97-'99 Dakota, 2WD, 3.92	RAA435-2146B-P [77416]	03-'04 Dakota, 4WD, 3.92, posi
RAA435-1890C-P [76177]	97-'99 Dakota, 2WD, 3.92, posi	RAA435-2147B [74512]	03-'04 Dakota, 4WD, 3.92
RAA435-1891A [71042]	97-'99 Dakota, 4WD, 3.21	RAA435-2147B-P [71546]	03-'04 Dakota, 4WD, 3.92, posi
RAA435-1891A-P [72776]	97-'99 Dakota, 4WD, 3.21, posi	RAA435-2154A [71654]	2003 Durango, 4WD, 3.55
RAA435-1891B [73628]	97-'99 Dakota, 4WD, 3.55	RAA435-2154A-P [71260]	2003 Durango, 4WD, 3.55, posi
RAA435-1891B-P [72210]	97-'99 Dakota, 4WD, 3.55, posi	RAA435-2154B [72959]	2003 Durango, 4WD, 3.92
RAA435-1891C [78640]	97-'99 Dakota, 4WD, 3.92	RAA435-2154B-P [79552]	2003 Durango, 4WD, 3.92, posi
RAA435-1921A [74212]	98-'99 Van 1500 & 2500, 5 lug, 3.90	RAA435-2155 [73853]	2003 Van 1500, 5 lug, 3.55
RAA435-1921A-P [74803]	98-'99 Van 1500 & 2500, 5 lug, 3.90, posi	RAA435-2155-P [72774]	2003 Van 1500, 5 lug, 3.55, posi
RAA435-1921B [73368]	98-'99 Van 1500 & 2500, 5 lug, 3.55	RAA435-2204A [75347]	04-'05 Durango, 4WD, traction control, 3.55
RAA435-1921B-P [75880]	98-'99 Van 1500 & 2500, 5 lug, 3.55, posi	RAA435-2204A-P [75342]	04-'05 Durango, 4WD, traction control, 3.55, posi
RAA435-1926A [77785]	98-'02 Durango, 4WD, 3.55	RAA435-2204B [77410]	04-'05 Durango, 4WD, traction control, 3.92
RAA435-1926A-P [72344]	98-'02 Durango, 4WD, 3.55, posi	RAA435-2204B-P [75653]	04-'05 Durango, 4WD, traction control, 3.92, posi
RAA435-1926B [78051]	98-'02 Durango, 4WD, 3.92	RAA435-2204C [70277]	04-'06 Durango, 3.55
RAA435-1926B-P [73086]	98-'02 Durango, 4WD, 3.92, posi	RAA435-2204C-P [74440]	04-'06 Durango, 3.55, posi
RAA435-1927A [77768]	98-'99 Durango, 4WD, 3.55	RAA435-2204D [74643]	04-'06 Durango, 3.92
RAA435-1927A-P [77615]	98-'99 Durango, 4WD, 3.55, posi	RAA435-2204D-P [71704]	04-'06 Durango, 3.92, posi
RAA435-1996A [74305]	00-'02 Dakota, 2WD, w/o sway bar, 3.21	RAA435-2206A [75928]	04-'05 Durango, 4WD, non-traction control, 3.55
RAA435-1996A-P [70487]	00-'02 Dakota, 2WD, w/o sway bar, 3.21, posi	RAA435-2206A-P [75758]	04-'05 Durango, 4WD, non-traction control, 3.55, posi
RAA435-1996B [76931]	00-'02 Dakota, 2WD, w/o sway bar, 3.55	RAA435-2206B [78181]	04-'05 Durango, 4WD, non-traction control, 3.92
RAA435-1996B-P [74973]	00-'02 Dakota, 2WD, w/o sway bar, 3.55, posi	RAA435-2206B-P [71672]	04-'05 Durango, 4WD, non-traction control, 3.92, posi
RAA435-1996C [76473]	00-'02 Dakota, 2WD, w/o sway bar, 3.92	RAA435-2207A [79253]	04-'05 Durango, 4WD, non-traction control, 3.55
RAA435-1996C-P [77021]	00-'02 Dakota, 2WD, w/o sway bar, 3.92, posi	RAA435-2207A-P [74412]	04-'05 Durango, 4WD, non-traction control, 3.55, posi
RAA435-1996D [77779]	00-'02 Dakota, 2WD, w/ sway bar, 3.21	RAA435-2207B [75742]	04-'05 Durango, 4WD, non-traction control, 3.92
RAA435-1996D-P [74458]	00-'02 Dakota, 2WD, w/ sway bar, 3.21, posi	RAA435-2207B-P [77433]	04-'05 Durango, 4WD, non-traction control, 3.92, posi
RAA435-1996E [78572]	00-'02 Dakota, 2WD, w/ sway bar, 3.55	RAA435-2223A [79132]	05-'10 Dakota, 3.21
RAA435-1996E-P [76092]	00-'02 Dakota, 2WD, w/ sway bar, 3.55, posi	RAA435-2223A-P [79441]	05-'10 Dakota, 3.21, posi
RAA435-1996F [70204]	00-'02 Dakota, 2WD, w/ sway bar, 3.92	RAA435-2223B [77440]	05-'10 Dakota, 3.55
RAA435-1996F-P [79300]	00-'02 Dakota, 2WD, w/ sway bar, 3.92, posi	RAA435-2223B-P [77391]	05-'10 Dakota, 3.55, posi
RAA435-1997A [73054]	00-'02 Dakota, 4WD, 3.55	RAA435-2223C [73940]	05-'10 Dakota, 3.92
RAA435-1997A-P [70458]	00-'02 Dakota, 4WD, 3.55, posi	RAA435-2223C-P [79682]	05-'10 Dakota, 3.92, posi
RAA435-1997B [71093]	00-'02 Dakota, 4WD, 3.92	RAA435-139A [75155]	07-'09 Aspen & Durango, 3.55
RAA435-1997B-P [73067]	00-'02 Dakota, 4WD, 3.92, posi	RAA435-139A-P [71142]	07-'09 Aspen & Durango, 3.55, posi
RAA435-2144A [71999]	03-'04 Dakota, 2WD, 3.21	RAA435-139B [74115]	07-'09 Aspen & Durango, 3.92
RAA435-2144A-P [74833]	03-'04 Dakota, 2WD, 3.21, posi		
RAA435-2144B [79160]	03-'04 Dakota, 2WD, 3.55		
RAA435-2144B-P [75439]	03-'04 Dakota, 2WD, 3.55, posi		
RAA435-2144C [73569]	03-'04 Dakota, 2WD, 3.92		

Continued on next page

Chrysler 8.25" (Cont.)

PART #	Description	PART #	Description
RAA435-139B-P [77425]	07-'09 Aspen & Durango, 3.92, posi	RAA435-1614D-P [73349]	87-'88 Dakota, 2WD, 2.94, posi
RAA435-139C [71843]	07-'09 Aspen & Durango, 3.21	RAA435-1614E [73448]	87-'88 Dakota, 2WD, 3.55
RAA435-139C-P [74686]	07-'09 Aspen & Durango, 3.21, posi	RAA435-1614E-P [70483]	87-'88 Dakota, 2WD, 3.55, posi
RAA435-1437A [71859]	85-'89 D100, D150 & Ramcharger, 2WD, 2.71	RAA435-1614F [72358]	89-'90 Dakota, 2WD, 3.55
RAA435-1437A-P [70615]	85-'89 D100, D150 & Ramcharger, 2WD, 2.71, posi	RAA435-1614F-P [75657]	89-'90 Dakota, 2WD, 3.55, posi
RAA435-1437B [73204]	85-'89 D100, D150 & Ramcharger, 2WD, 2.94	RAA435-1614G [70115]	91-'96 Dakota, 2WD, 3.55
RAA435-1437B-P [70061]	85-'89 D100, D150 & Ramcharger, 2WD, 2.94, posi	RAA435-1614G-P [76480]	91-'96 Dakota, 2WD, 3.55, posi
RAA435-1437C [74052]	85-'89 D100, D150 & Ramcharger, 2WD, 3.21	RAA435-1614H [78777]	87-'88 Dakota, 2WD, 3.90
RAA435-1437C-P [79295]	85-'89 D100, D150 & Ramcharger, 2WD, 3.21, posi	RAA435-1614H-P [73978]	87-'88 Dakota, 2WD, 3.90, posi
RAA435-1437D [75354]	85-'89 D100, D150 & Ramcharger, 2WD, 3.55	RAA435-1614J [72977]	89-'90 Dakota, 2WD, 3.90
RAA435-1437D-P [72809]	85-'89 D100, D150 & Ramcharger, 2WD, 3.55, posi	RAA435-1614J-P [76074]	89-'90 Dakota, 2WD, 3.90, posi
RAA435-1437E [74890]	85-'89 D100, D150 & Ramcharger, 2WD, 3.92	RAA435-1614K [77439]	91-'96 Dakota, 2WD, 3.90
RAA435-1437E-P [71552]	85-'89 D100, D150 & Ramcharger, 2WD, 3.92, posi	RAA435-1614K-P [71218]	91-'96 Dakota, 2WD, 3.90, posi
RAA435-1541A [77093]	1989 D100 & D150, 2WD, 2.71	RAA435-1615A [70415]	87-'88 Dakota, 4WD, 2.94
RAA435-1541A-P [73420]	1989 D100 & D150, 2WD, 2.71, posi	RAA435-1615A-P [79550]	87-'88 Dakota, 4WD, 2.94, posi
RAA435-1541B [77879]	1989 D100 & D150, 2WD, 2.94	RAA435-1615B [76992]	89-'90 Dakota, 4WD, 3.90
RAA435-1541B-P [70399]	1989 D100 & D150, 2WD, 2.94, posi	RAA435-1615B-P [72233]	89-'90 Dakota, 4WD, 3.90, posi
RAA435-1541C [73798]	89-'93 D100 & D150, 2WD, ABS, 3.21	RAA435-1615C [77983]	91-'96 Dakota, 4WD, 3.90
RAA435-1541C-P [77901]	89-'93 D100 & D150, 2WD, ABS, 3.21, posi	RAA435-1615C-P [76513]	91-'96 Dakota, 4WD, 3.90, posi
RAA435-1541D [76952]	89-'93 D100 & D150, 2WD, ABS, 3.55	RAA435-1615D [74844]	87-'88 Dakota, 4WD, 3.55
RAA435-1541D-P [78309]	89-'93 D100 & D150, 2WD, ABS, 3.55, posi	RAA435-1615D-P [77950]	87-'88 Dakota, 4WD, 3.55, posi
RAA435-1541E [72740]	89-'93 D100 & D150, 2WD, ABS, 3.92	RAA435-1615E [77201]	89-'90 Dakota, 4WD, 3.55
RAA435-1541E-P [73252]	89-'93 D100 & D150, 2WD, ABS, 3.92, posi	RAA435-1615E-P [75018]	89-'90 Dakota, 4WD, 3.55, posi
RAA435-1614A [71680]	87-'88 Dakota, 2WD, 2.71	RAA435-1615F [77628]	91-'96 Dakota, 4WD, 3.55
RAA435-1614A-P [75218]	87-'88 Dakota, 2WD, 2.71, posi	RAA435-1615F-P [75325]	91-'96 Dakota, 4WD, 3.55, posi
RAA435-1614B [75473]	87-'88 Dakota, 2WD, 3.21	RAA435-1615G [73828]	89-'90 Dakota, 4WD, 3.90
RAA435-1614B-P [76980]	87-'88 Dakota, 2WD, 3.21, posi	RAA435-1615G-P [78724]	89-'90 Dakota, 4WD, 3.90, posi
RAA435-1614C [75577]	91-'96 Dakota, 2WD, 3.21	RAA435-1615H [75447]	91-'96 Dakota, 4WD, 3.90
RAA435-1614C-P [70631]	91-'96 Dakota, 2WD, 3.21, posi	RAA435-1615H-P [77974]	91-'96 Dakota, 4WD, 3.90, posi
RAA435-1614D [73348]	87-'88 Dakota, 2WD, 2.94		

Chrysler Sprinter

PART #	Description
RAA435-283A [73698]	02-'06 3500, DRW, ABS, 3.73

Chrysler M35IFS

PART #	Description	PART #	Description
RAA440-1317B [70641]	97-'99 Dakota & Durango, 3.55	RAA440-1352A [73643]	00-'01 Dakota & Durango, 3.55
RAA440-1317C [74746]	97-'99 Dakota & Durango, 3.92	RAA440-1352B [77198]	00-'01 Dakota & Durango, 3.92

Chrysler 8.8"

PART #	Description
RAA440-1357 [74565]	01-'04 Caravan / Town & Country

Chrysler 9.25" ZF

PART #	Description	PART #	Description
RAA435-2268A [77379]	2012 Ram 1500, 2WD, 3.21	RAA435-2268G [77128]	2012 Ram 1500, 2WD, 3.92
RAA435-2268A-P [77358]	2012 Ram 1500, 2WD, 3.21, posi	RAA435-2268G-P [75958]	2012 Ram 1500, 2WD, 3.92, posi
RAA435-2268B [73850]	2012 Ram 1500, 2WD, 3.55	RAA435-2268H [73584]	2012 Ram 1500, 2WD, 4.11
RAA435-2268B-P [73022]	2012 Ram 1500, 2WD, 3.55, posi	RAA435-2268H-P [71875]	2012 Ram 1500, 2WD, 4.11, posi
RAA435-2268C [70385]	2012 Ram 1500, 2WD, 3.92	RAA435-2294A [70528]	13-'14 Ram 1500, 3.21
RAA435-2268C-P [70367]	2012 Ram 1500, 2WD, 3.92, posi	RAA435-2294A-P [70790]	13-'14 Ram 1500, 3.21, posi
RAA435-2268D [76646]	2012 Ram 1500, 2WD, 4.11	RAA435-2294B [76501]	13-'14 Ram 1500, 3.55
RAA435-2268D-P [77836]	2012 Ram 1500, 2WD, 4.11, posi	RAA435-2294B-P [72558]	13-'14 Ram 1500, 3.55, posi
RAA435-2268E [74326]	2012 Ram 1500, 2WD, 3.21	RAA435-2294C [73243]	13-'14 Ram 1500, 3.92
RAA435-2268E-P [77604]	2012 Ram 1500, 2WD, 3.21, posi	RAA435-2294C-P [72803]	13-'14 Ram 1500, 3.92, posi
RAA435-2268F [70823]	2012 Ram 1500, 2WD, 3.55	RAA435-2294D [79201]	13-'14 Ram 1500, 4.11
RAA435-2268F-P [72137]	2012 Ram 1500, 2WD, 3.55, posi	RAA435-2294D-P [74330]	13-'14 Ram 1500, 4.11, posi

Chrysler 9.25"

AXLE ASSEMBLIES

PART #	Description	PART #	Description
RAA435-1782A [74431]	1994 Ram 2500, 4WD, 3.54	RAA435-2113A [76054]	02-'05 Ram 1500, 4WD 3.55
RAA435-1782A-P [71147]	1994 Ram 2500, 4WD, 3.54, posi	RAA435-2113A-P [70566]	02-'05 Ram 1500, 4WD, 3.55, posi
RAA435-1782C [71766]	1994 Ram 2500, 4WD, 3.90	RAA435-2113B [72241]	02-'05 Ram 1500, 4WD 3.90
RAA435-1782C-P [70102]	1994 Ram 2500, 4WD, 3.90, posi	RAA435-2113B-P [77619]	02-'05 Ram 1500, 4WD, 3.90, posi
RAA435-1783A [73834]	94-'99 Ram 2500, 4WD, staggered shocks, 3.55	RAA435-2113C [74472]	06-'07 D1500, 4WD, 3.55
RAA435-1783A-P [75482]	94-'99 Ram 2500, 4WD, staggered shocks, 3.55, posi	RAA435-2113C-P [73186]	06-'07 D1500, 4WD, 3.55, posi
RAA435-1783C [72343]	94-'99 Ram 2500, 4WD, staggered shocks, 3.90	RAA435-2113D [75537]	06-'07 D1500, 4WD, 3.90
RAA435-1783C-P [73982]	94-'99 Ram 2500, 4WD, staggered shocks, 3.90, posi	RAA435-2113D-P [72660]	06-'07 D1500, 4WD, 3.90, posi
RAA435-1919A [73663]	98-'99 Dakota, 2WD, 3.55	RAA435-2145A [77231]	03-'05 Dakota, 2WD, 3.55
RAA435-1919A-P [70690]	98-'99 Dakota, 2WD, 3.55, posi	RAA435-2145A-P [75283]	03-'05 Dakota, 2WD, 3.55, posi
RAA435-1919B [72272]	98-'99 Dakota, 2WD, 3.92	RAA435-2145B [78230]	03-'05 Dakota, 2WD, 3.92
RAA435-1919B-P [72329]	98-'99 Dakota, 2WD, 3.92, posi	RAA435-2145B-P [72071]	03-'05 Dakota, 2WD, 3.92, posi
RAA435-1920A [79560]	98-'99 Dakota, 4WD, 3.55	RAA435-2147A [76235]	03-'04 Dakota, 4WD, 3.55
RAA435-1920A-P [70626]	98-'99 Dakota, 4WD, 3.55, posi	RAA435-2147A-P [71945]	03-'04 Dakota, 4WD, 3.55, posi
RAA435-1920B [73169]	98-'99 Dakota, 4WD, 3.92	RAA435-2153A [79433]	2003 Durango, 4WD, 3.55
RAA435-1920B-P [70645]	98-'99 Dakota, 4WD, 3.92, posi	RAA435-2153A-P [75313]	2003 Durango, 4WD, 3.55, posi
RAA435-1922A [77282]	98-'99 Van 1500 & 2500, 5 lug, 3.90	RAA435-2153B [73516]	2003 Durango, 4WD, 3.92
RAA435-1922A-P [73163]	98-'99 Van 1500 & 2500, 5 lug, 3.90, posi	RAA435-2153B-P [76484]	2003 Durango, 4WD, 3.92, posi
RAA435-1922B [70934]	98-'99 Van 1500 & 2500, 5 lug, 3.55	RAA435-2156A [71871]	2003 Van 1500, 3.55
RAA435-1922B-P [72115]	98-'99 Van 1500 & 2500, 5 lug, 3.55, posi	RAA435-2156A-P [74946]	2003 Van 1500, 3.55, posi
RAA435-1923 [71335]	98-'99 Van 1500 & 2500, 8 lug, 3.55	RAA435-2156B [73538]	2003 Van 1500, 3.92
RAA435-1923-P [79551]	98-'99 Van 1500 & 2500, 8 lug, 3.55, posi	RAA435-2156B-P [71074]	2003 Van 1500, 3.92, posi
RAA435-1927B [74003]	98-'99 Durango, 4WD, 3.92	RAA435-2205A [78132]	04-'05 Durango, 4WD, traction control, 3.55
RAA435-1927B-P [73629]	98-'99 Durango, 4WD, 3.92, posi	RAA435-2205A-P [76707]	04-'05 Durango, 4WD, traction control, 3.55, posi
RAA435-1998A [72366]	00-'02 Dakota, 2WD, 3.55	RAA435-2205B [76600]	04-'05 Durango, 4WD, traction control, 3.92
RAA435-1998A-P [71116]	00-'02 Dakota, 2WD, 3.55, posi	RAA435-2205B-P [73665]	04-'05 Durango, 4WD, traction control, 3.92, posi
RAA435-1998B [73119]	00-'02 Dakota, 2WD, 3.92	RAA435-2205C [72448]	04-'05 Durango, 4WD, traction control, 3.55
RAA435-1998B-P [70493]	00-'02 Dakota, 2WD, 3.92, posi	RAA435-2205C-P [78811]	04-'05 Durango, 4WD, traction control, 3.55, posi
RAA435-1999A [73704]	00-'02 Dakota, 4WD, 3.55	RAA435-2205D [74446]	04-'05 Durango, 4WD, traction control, 3.92
RAA435-1999A-P [75355]	00-'02 Dakota, 4WD, 3.55, posi	RAA435-2205D-P [78913]	04-'05 Durango, 4WD, traction control, 3.92, posi
RAA435-1999B [74450]	00-'02 Dakota, 4WD, 3.92	RAA435-2224A [78545]	05-'10 Dakota, 3.21
RAA435-1999B-P [78982]	00-'02 Dakota, 4WD, 3.92, posi	RAA435-2224A-P [72540]	05-'10 Dakota, 3.21, posi
RAA435-1999C [77656]	00-'02 Dakota, 4WD, 3.55	RAA435-2224B [74640]	05-'10 Dakota, 3.55
RAA435-1999C-P [70830]	00-'02 Dakota, 4WD, 3.55, posi	RAA435-2224B-P [78535]	05-'10 Dakota, 3.55, posi
RAA435-1999D [72380]	00-'02 Dakota, 4WD, 3.92	RAA435-2224C [77571]	05-'10 Dakota, 3.92
RAA435-1999D-P [72667]	00-'02 Dakota, 4WD, 3.92, posi	RAA435-2224C-P [70558]	05-'10 Dakota, 3.92, posi
RAA435-2000A [71585]	00-'02 Van 1500, 3.55	RAA435-2205A-P [76707]	04-'05 Durango, 4WD, traction control, 3.55, posi
RAA435-2000A-P [73741]	00-'02 Van 1500, 3.55, posi	RAA435-2205B [76600]	04-'05 Durango, 4WD, traction control, 3.92
RAA435-2000B [75364]	00-'02 Van 1500, 3.92	RAA435-2205B-P [73665]	04-'05 Durango, 4WD, traction control, 3.92, posi
RAA435-2000B-P [72843]	00-'02 Van 1500, 3.92, posi	RAA435-2205C [72448]	04-'05 Durango, 4WD, traction control, 3.55
RAA435-2001 [79410]	00-'03 Van 1500 & 2500, 8 lug, 3.92	RAA435-2205C-P [78811]	04-'05 Durango, 4WD, traction control, 3.55, posi
RAA435-2001-P [74361]	00-'03 Van 1500 & 2500, 8 lug, 3.92, posi	RAA435-2205D [74446]	04-'05 Durango, 4WD, traction control, 3.92
RAA435-2002A [71124]	00-'02 Durango, 4WD, 3.55	RAA435-2205D-P [78913]	04-'05 Durango, 4WD, traction control, 3.92, posi
RAA435-2002A-P [70470]	00-'02 Durango, 4WD, 3.55, posi	RAA435-2224A [78545]	05-'10 Dakota, 3.21
RAA435-2002B [75528]	00-'02 Durango, 4WD, 3.92	RAA435-2224A-P [72540]	05-'10 Dakota, 3.21, posi
RAA435-2002B-P [73286]	00-'02 Durango, 4WD, 3.92, posi	RAA435-2224B [74640]	05-'10 Dakota, 3.55
RAA435-2003A [73209]	00-'01 D1500, 2WD, 3.21	RAA435-2224B-P [78535]	05-'10 Dakota, 3.55, posi
RAA435-2003A-P [75170]	00-'01 D1500, 2WD, 3.21, posi	RAA435-2224C [77571]	05-'10 Dakota, 3.92
RAA435-2003B [74979]	00-'01 D1500, 2WD, 3.55	RAA435-2224C-P [70558]	05-'10 Dakota, 3.92, posi
RAA435-2003B-P [78905]	00-'01 D1500, 2WD, 3.55, posi	RAA435-121A [75399]	07-'08 Ram 1500, 2WD, square flange, w/o ESP, 3.21
RAA435-2003C [71808]	00-'01 D1500, 2WD, 3.92	RAA435-121A-P [78390]	07-'08 Ram 1500, 2WD, square flange, w/o ESP, 3.21, posi
RAA435-2003C-P [76492]	00-'01 D1500, 2WD, 3.92, posi	RAA435-121B [74654]	07-'08 Ram 1500, 2WD, square flange, w/o ESP, 3.55
RAA435-2004A [73087]	00-'01 D1500, 4WD, 3.55	RAA435-121B-P [79711]	07-'08 Ram 1500, 2WD, square flange, w/o ESP, 3.55, posi
RAA435-2004A-P [77171]	00-'01 D1500, 4WD, 3.55, posi	RAA435-121C [76395]	07-'08 Ram 1500, 2WD, square flange, w/o ESP, 3.92
RAA435-2004B [72940]	00-'01 D1500, 4WD, 3.92	RAA435-121C-P [71819]	07-'08 Ram 1500, 2WD, square flange, w/o ESP, 3.92, posi
RAA435-2004B-P [75130]	00-'01 D1500, 4WD, 3.92, posi	RAA435-122A [70374]	07-'08 Ram 1500, 3.21
RAA435-2004C [75246]	00-'01 D1500, 4WD, 4.11	RAA435-122A-P [71087]	07-'08 Ram 1500, 3.21, posi
RAA435-2004C-P [74741]	00-'01 D1500, 4WD, 4.11, posi	RAA435-122B [72733]	07-'08 Ram 1500, 3.55
RAA435-2112A [76630]	02-'05 D1500, 2WD, 3.55	RAA435-122B-P [74063]	07-'08 Ram 1500, 3.55, posi
RAA435-2112A-P [71125]	02-'05 D1500, 2WD, 3.55, posi	RAA435-122C [71377]	07-'08 Ram 1500, 3.92
RAA435-2112B [76847]	02-'05 D1500, 2WD, 3.90	RAA435-122C-P [74318]	07-'08 Ram 1500, 3.92, posi
RAA435-2112B-P [71105]	02-'05 D1500, 2WD, 3.90, posi	RAA435-123A [74250]	06-'08 Ram 1500, 4WD, square flange, 3.55
RAA435-2112C [70827]	02-'05 D1500, 2WD, 3.21	RAA435-123A-P [77214]	06-'08 Ram 1500, 4WD, square flange, 3.55, posi
RAA435-2112C-P [72735]	02-'05 D1500, 2WD, 3.21, posi		
RAA435-2112D [74664]	02-'07 Ram 1500		
RAA435-2112D-P [74683]	02-'07 Ram 1500, 3.21, posi		
RAA435-2112E [78490]	02-'07 Ram 1500, 3.55		
RAA435-2112E-P [78898]	02-'07 Ram 1500, 3.55, posi		
RAA435-2112F [77457]	02-'05 Ram 1500, 2WD 3.90		
RAA435-2112F-P [73422]	02-'05 Ram 1500, 2WD, 3.90, posi		

Continued on next page



Chrysler 9.25" (Cont.)

AXLE ASSEMBLIES

PART #	Description	PART #	Description
RAA435-123B [74994]	06-'08 Ram 1500, 4WD, square flange, 3.92	RAA435-1545A [74022]	89-'93 3/4 ton, 3.55
RAA435-123B-P [74499]	06-'08 Ram 1500, 4WD, square flange, 3.92, posi	RAA435-1545A-P [79059]	89-'93 3/4 ton, 3.55, posi
RAA435-124A [79502]	07-'08 Ram 1500, square flange, w/ ESP, 3.55	RAA435-1545B [70772]	89-'93 3/4 ton, 3.92
RAA435-124A-P [75064]	07-'08 Ram 1500, square flange, w/ ESP, 3.55, posi	RAA435-1545B-P [75879]	89-'93 3/4 ton, 3.92, posi
RAA435-124B [73586]	07-'08 Ram 1500, square flange, w/ ESP, 3.92	RAA435-1580A [76955]	90-'93 van 350, 3.55
RAA435-124B-P [72291]	07-'08 Ram 1500, square flange, w/ ESP, 3.92, posi	RAA435-1580A-P [74857]	90-'93 van 350, 3.55, posi
RAA435-1438A [75803]	85-'89 1500, non-ABS, 3.21	RAA435-1580B [78277]	90-'93 van 350, 3.90
RAA435-1438A-P [78299]	85-'89 1500, non-ABS, 3.21, posi	RAA435-1580B-P [70788]	90-'93 van 350, 3.90, posi
RAA435-1438B [73841]	85-'89 1500, ABS, 3.21	RAA435-1621A [74183]	29-'97 250 van, 5 lug, 3.55
RAA435-1438B-P [79581]	85-'89 1500, ABS, 3.21, posi	RAA435-1621A-P [76616]	29-'97 250 van, 5 lug, 3.55, posi
RAA435-1438C [77372]	85-'89 1500, non-ABS, 3.55	RAA435-1621B [72669]	29-'97 250 van, 5 lug, 3.90
RAA435-1438C-P [79207]	85-'89 1500, non-ABS, 3.55, posi	RAA435-1621B-P [73242]	29-'97 250 van, 5 lug, 3.90, posi
RAA435-1438D [75361]	85-'89 1500, ABS, 3.55	RAA435-1621C [79524]	29-'97 250 van, 5 lug, 3.21
RAA435-1438D-P [70200]	85-'89 1500, ABS, 3.55, posi	RAA435-1621C-P [78667]	29-'97 250 van, 5 lug, 3.21, posi
RAA435-1438E [74041]	85-'89 1500, non-ABS, 3.92	RAA435-1768A [76801]	1994 Ram 2500, 2WD, 3.55
RAA435-1438E-P [77117]	85-'89 1500, non-ABS, 3.92, posi	RAA435-1768A-P [75393]	1994 Ram 2500, 2WD, 3.55, posi
RAA435-1438F [78091]	85-'89 1500, ABS, 3.92	RAA435-1768B [75065]	1994 Ram 2500, 2WD, 3.90
RAA435-1438F-P [71389]	85-'89 1500, ABS, 3.92, posi	RAA435-1768B-P [72881]	1994 Ram 2500, 2WD, 3.90, posi
RAA435-167A [78211]	09-'10 Ram 1500, square brake flange, 3.21	RAA435-1769A [72379]	94-'99 Ram 2500, 2WD, staggered shocks, 3.55
RAA435-167A-P [77666]	09-'10 Ram 1500, square brake flange, 3.21, posi	RAA435-1769A-P [78289]	94-'99 Ram 2500, 2WD, staggered shocks, 3.55, posi
RAA435-167B [76930]	09-'10 Ram 1500, square brake flange, 3.55	RAA435-1769B [72543]	94-'99 Ram 2500, 2WD, staggered shocks, 3.90
RAA435-167B-P [77135]	09-'10 Ram 1500, square brake flange, 3.55, posi	RAA435-1769B-P [77469]	94-'99 Ram 2500, 2WD, staggered shocks, 3.90, posi
RAA435-167C [76276]	09-'10 Ram 1500, square brake flange, 3.92	RAA435-1752A [77732]	94-'97 3500 van, 3.21
RAA435-167C-P [77382]	09-'10 Ram 1500, square brake flange, 3.92, posi	RAA435-1752A-P [72632]	94-'97 3500 van, 3.21, posi
RAA435-167D [71103]	09-'10 Ram 1500, square brake flange, 4.11	RAA435-1752B [76705]	94-'97 3500 van, 3.55
RAA435-167D-P [72149]	09-'10 Ram 1500, square brake flange, 4.11, posi	RAA435-1752B-P [75158]	94-'97 3500 van, 3.55, posi
RAA435-138A [74275]	07-'09 Aspen & Durango, 3.55	RAA435-1752C [70688]	94-'97 3500 van, 3.90
RAA435-138A-P [79328]	07-'09 Aspen & Durango, 3.55, posi	RAA435-1752C-P [76243]	94-'97 3500 van, 3.90, posi
RAA435-138B [75338]	07-'09 Aspen & Durango, 3.92	RAA435-1753 [73028]	94-'97 3500 van, 3.54
RAA435-138B-P [78584]	07-'09 Aspen & Durango, 3.92, posi	RAA435-1753-P [76858]	94-'97 3500 van, 3.54, posi
RAA435-138C [71535]	07-'09 Aspen & Durango, 3.21	RAA435-1754A [77177]	1994 D150, 2WD, 3.21
RAA435-138C-P [78727]	07-'09 Aspen & Durango, 3.21, posi	RAA435-1754A-P [75559]	1994 D150, 2WD, 3.21, posi
RAA435-1424A [72440]	84-'88 D250 & W250, 3.55	RAA435-1754B [75434]	1994 D150, 2WD, 3.55
RAA435-1424A-P [76916]	84-'88 D250 & W250, 3.55, posi	RAA435-1754B-P [75844]	1994 D150, 2WD, 3.55, posi
RAA435-1424B [70782]	84-'88 D250 & W250, 3.92	RAA435-1754C [74380]	1994 D150, 2WD, 3.90
RAA435-1424B-P [72085]	84-'88 D250 & W250, 3.92, posi	RAA435-1754C-P [70704]	1994 D150, 2WD, 3.90, posi
RAA435-1542A [70407]	91-'93 D150, W150 & Ramcharger, 3.21	RAA435-1755A [72915]	94-'99 D1500, 2WD, staggered shocks, 3.21
RAA435-1542A-P [77953]	91-'93 D150, W150 & Ramcharger, 3.21, posi	RAA435-1755A-P [71237]	94-'99 D1500, 2WD, staggered shocks, 3.21, posi
RAA435-1542B [73924]	91-'93 D150, W150 & Ramcharger, 3.55	RAA435-1755B [75234]	94-'99 D1500, 2WD, staggered shocks, 3.55
RAA435-1542B-P [78839]	91-'93 D150, W150 & Ramcharger, 3.55, posi	RAA435-1755B-P [77954]	94-'99 D1500, 2WD, staggered shocks, 3.55, posi
RAA435-1542C [77432]	91-'93 D150, W150 & Ramcharger, 3.92	RAA435-1755C [75674]	94-'99 D1500, 2WD, staggered shocks, 3.90
RAA435-1542C-P [74669]	91-'93 D150, W150 & Ramcharger, 3.92, posi	RAA435-1755C-P [70534]	94-'99 D1500, 2WD, staggered shocks, 3.90, posi
		RAA435-1757 [72364]	1994 D1500, 4WD, 3.55
		RAA435-1757-P [72170]	1994 D1500, 4WD, 3.55, posi
		RAA435-1758A [73820]	94-'99 D1500, 4WD, staggered shocks, 3.55
		RAA435-1758A-P [72152]	94-'99 D1500, 4WD, staggered shocks, 3.55, posi
		RAA435-1758B [77844]	94-'99 D1500, 4WD, staggered shocks, 3.90
		RAA435-1758B-P [77635]	94-'99 D1500, 4WD, staggered shocks, 3.90, posi

Chrysler 9.25" Front

PART #	Description	PART #	Description
RAA434-103 [74882]	2005 Powerwagon, w/ electric locker, 4.56	RAA434-1950A [72401]	03-'05 Ram 2500 & 3500, 4 wheel ABS, 3.73
RAA434-110A [73761]	06-'07 Ram, 4 wheel ABS, 3.73	RAA434-1950B [71664]	03-'05 Ram 2500 & 3500, 4 wheel ABS, 4.11
RAA434-110B [77570]	06-'07 Ram, 4 wheel ABS, 4.11	RAA434-1969A [76098]	12-'13 Ram 2500 & 3500, flat yoke, 3.42
RAA434-111A [72411]	07-'08 Ram, 4 wheel ABS, 3.73	RAA434-1969B [78316]	12-'13 Ram 2500 & 3500, flat yoke, 3.73
RAA434-111B [73126]	07-'08 Ram, 4 wheel ABS, 4.11	RAA434-1969C [73936]	12-'13 Ram 2500 & 3500, flat yoke, 4.11
RAA434-111C [78177]	07-'08 Ram, 4 wheel ABS, 3.42	RAA434-1969D [74965]	12-'13 Ram 2500 & 3500, flat yoke, 3.42
RAA434-112 [77054]	06-'07 Powerwagon, 4 wheel ABS, 4.56	RAA434-1969E [71783]	12-'13 Ram 2500 & 3500, flat yoke, 3.73
RAA434-113 [74984]	07-'08 Ram, w/ electric locker, 4.56	RAA434-1969F [72838]	12-'13 Ram 2500 & 3500, flat yoke, 4.11
RAA434-121A [70799]	2009 Ram 1500, 3.42	RAA434-1973A [78708]	13-'14 Ram 2500 & 3500, 3.42
RAA434-121B [77927]	2009 Ram 1500, 3.73	RAA434-1973B [72748]	13-'14 Ram 2500 & 3500, 3.73
RAA434-121C [77877]	2009 Ram 1500, 4.11	RAA434-1973C [73577]	13-'14 Ram 2500 & 3500, 4.11
RAA434-122 [74633]	2009 Ram 1500, w/ electric locker, 4.56	RAA434-1974A [75411]	13-'14 Ram 2500 & 3500, 3.42
RAA434-125A [75494]	10-'11 Ram, 3.42	RAA434-1974B [71631]	13-'14 Ram 2500 & 3500, 3.73
RAA434-125B [74224]	10-'11 Ram, 3.73	RAA434-1974C [73285]	13-'14 Ram 2500 & 3500, 4.11
RAA434-125C [70423]	10-'11 Ram, 4.11	RAA434-1974D [79240]	13-'14 Ram 2500 & 3500, 4.44
RAA434-126 [75455]	10-'11 Powerwagon, w/ electric locker, 4.56		



Chrysler / AAM 10.5"

PART #	Description	PART #	Description
RAA435-168A [72691]	2009 Ram 2500, 2WD, 3.73	RAA435-168B [78689]	2009 Ram 2500, 2WD, 4.11
RAA435-168A-P [76033]	2009 Ram 2500, 2WD, 3.73, posi	RAA435-168B-P [79223]	2009 Ram 2500, 2WD, 4.11, posi

Chrysler 10.5"

PART #	Description	PART #	Description
RAA435-119A [78090]	06-'08 Ram 1500 & 2500, 2WD, 3.73	RAA435-2160A [75188]	2003 Ram 2500, 4WD, w/o dampner, 3.73
RAA435-119A-P [70630]	06-'08 Ram 1500 & 2500, 2WD, 3.73, posi	RAA435-2160A-P [77293]	2003 Ram 2500, 4WD, w/o dampner, 3.73, posi
RAA435-119B [77700]	06-'08 Ram 1500 & 2500, 2WD, 4.11	RAA435-2160B [75073]	2003 Ram 2500, 4WD, w/o dampner, 4.11
RAA435-119B-P [75912]	06-'08 Ram 1500 & 2500, 2WD, 4.11, posi	RAA435-2160B-P [79530]	2003 Ram 2500, 4WD, w/o dampner, 4.11, posi
RAA435-125A [74719]	06-'08 Ram 1500, 3.73	RAA435-2160C [73708]	03-'05 Ram 2500, 4WD, w/ dampner, 3.73
RAA435-125A-P [75534]	06-'08 Ram 1500, 3.73, posi	RAA435-2160C-P [72787]	03-'05 Ram 2500, 4WD, w/ dampner, 3.73, posi
RAA435-125B [75516]	06-'08 Ram 1500, 4.11	RAA435-2160D [74767]	03-'05 Ram 2500, 4WD, w/ dampner, 4.11
RAA435-125B-P [72161]	06-'08 Ram 1500, 4.11, posi	RAA435-2160D-P [75043]	03-'05 Ram 2500, 4WD, w/ dampner, 4.11, posi
RAA435-170A [72339]	2009 Ram 2500, 4WD, SRW, 3.73	RAA435-2286A [74116]	12-'13 Ram 2500, 3.73
RAA435-170A-P [72851]	2009 Ram 2500, 4WD, SRW, 3.73, posi	RAA435-2286A-P [71203]	12-'13 Ram 2500, 3.73, posi
RAA435-170B [74901]	2009 Ram 2500, 4WD, SRW, 4.11	RAA435-2286B [77891]	12-'13 Ram 2500, 4.11
RAA435-170B-P [73000]	2009 Ram 2500, 4WD, SRW, 4.11, posi	RAA435-2286B-P [71787]	12-'13 Ram 2500, 4.11, posi
RAA435-170C-P [76533]	2009 Ram 2500, 4WD, SRW, 4.56, posi	RAA435-254A [71550]	10-'11 Ram 2500, 3.73
RAA435-2157A [78029]	2003 Ram 2500, 2WD, w/o dampner, 3.73	RAA435-254A-P [75663]	10-'11 Ram 2500, 3.73, posi
RAA435-2157A-P [71271]	2003 Ram 2500, 2WD, w/o dampner, 3.73, posi	RAA435-254B [75348]	10-'11 Ram 2500, 4.11
RAA435-2157B [73352]	2003 Ram 2500, 2WD, w/o dampner, 4.11	RAA435-254B-P [74014]	10-'11 Ram 2500, 4.11, posi
RAA435-2157B-P [75028]	2003 Ram 2500, 2WD, w/o dampner, 4.11, posi	RAA435-256A [75929]	10-'11 Ram 2500, 4WD
RAA435-2157C [72234]	03-'05 Ram 2500, 2WD, w/ dampner, 3.73	RAA435-256A-P [71917]	10-'11 Ram 2500, 4WD, posi
RAA435-2157C-P [77687]	03-'05 Ram 2500, 2WD, w/ dampner, 3.73, posi	RAA435-256B [75792]	10-'11 Ram 2500, 4WD
RAA435-2157D [76044]	03-'05 Ram 2500, 2WD, w/ dampner, 4.11	RAA435-256B-P [77118]	10-'11 Ram 2500, 4WD, posi
RAA435-2157D-P [79003]	03-'05 Ram 2500, 2WD, w/ dampner, 4.11, posi	RAA435-257 [78392]	10-'11 Ram 2500, 4WD, electric locker

Chrysler 11.5"

PART #	Description	PART #	Description
RAA435-120A [73302]	06-'08 Ram 1500 Mega Cab, 2WD, SRW, 3.73	RAA435-199A-P [70724]	09-'11 Ram 3500, DRW, 4WD, posi
RAA435-120A-P [74015]	06-'08 Ram 1500 Mega Cab, 2WD, SRW, 3.73, posi	RAA435-199B [70554]	a09-'11 Ram 3500, DRW, 4WD
RAA435-120B [74056]	06-'08 Ram 1500 Mega Cab, 2WD, SRW, 4.11	RAA435-199B-P [77537]	09-'11 Ram 3500, DRW, 4WD, posi
RAA435-120B-P [79414]	06-'08 Ram 1500 Mega Cab, 2WD, SRW, 4.11, posi	RAA435-199C [74985]	09-'11 Ram 3500, DRW, 4WD
RAA435-120C [77817]	06-'08 Ram 1500 Mega Cab, 2WD, SRW, 3.42	RAA435-199C-P [77957]	09-'11 Ram 3500, DRW, 4WD, posi
RAA435-120C-P [75540]	06-'08 Ram 1500 Mega Cab, 2WD, SRW, 3.42, posi	RAA435-201A [70045]	09-'11 Ram 3500, DRW, cab chassis, 3.42
RAA435-128A [76950]	06-'08 Ram 3500, DRW, 3.73	RAA435-201A-P [75831]	09-'11 Ram 3500, DRW, cab chassis, 3.42, posi
RAA435-128A-P [73601]	06-'08 Ram 3500, DRW, 3.73, posi	RAA435-201B [76293]	09-'11 Ram 3500, DRW, cab chassis, 3.73
RAA435-128B [77092]	06-'08 Ram 3500, DRW, 4.11	RAA435-201B-P [75523]	09-'11 Ram 3500, DRW, cab chassis, 3.73, posi
RAA435-128B-P [75691]	06-'08 Ram 3500, DRW, 4.11, posi	RAA435-201C [77089]	09-'11 Ram 3500, DRW, cab chassis, 4.11
RAA435-128C [74745]	06-'08 Ram 3500, DRW, 3.42	RAA435-201C-P [75469]	09-'11 Ram 3500, DRW, cab chassis, 4.11, posi
RAA435-128C-P [74966]	06-'08 Ram 3500, DRW, 3.42, posi	RAA435-2158A [77912]	2003 Ram 2500 & 3500, 2WD, w/o dampner, 3.73
RAA435-129A [74257]	07-'08 Ram 3500, SRW, cab chassis, 3.73	RAA435-2158A-P [71895]	2003 Ram 2500 & 3500, 2WD, w/o dampner, 3.73, posi
RAA435-129A-P [78459]	07-'08 Ram 3500, SRW, cab chassis, 3.73, posi	RAA435-2158B [75303]	2003 Ram 2500 & 3500, 2WD, w/o dampner, 4.11
RAA435-129B [71080]	07-'08 Ram 3500, SRW, cab chassis, 4.11	RAA435-2158B-P [70580]	2003 Ram 2500 & 3500, 2WD, w/o dampner, 4.11, posi
RAA435-129B-P [77829]	07-'08 Ram 3500, SRW, cab chassis, 4.11, posi	RAA435-2158C [71813]	2003 Ram 2500 & 3500, 2WD, 3.73
RAA435-130A [76079]	07-'08 Ram 3500, DRW, cab chassis, 3.73	RAA435-2158C-P [73959]	2003 Ram 2500 & 3500, 2WD, 3.73, posi
RAA435-130A-P [77807]	07-'08 Ram 3500, DRW, cab chassis, 3.73, posi	RAA435-2158D [71408]	03-'05 Ram 2500 & 3500, 2WD, w/ dampner, 4.11
RAA435-130B [78336]	07-'08 Ram 3500, DRW, cab chassis, 4.11	RAA435-2158D-P [73517]	03-'05 Ram 2500 & 3500, 2WD, w/ dampner, 4.11, posi
RAA435-130B-P [78968]	07-'08 Ram 3500, DRW, cab chassis, 4.11, posi	RAA435-2159A [71844]	2003 Ram 2500 & 3500, 4WD, w/o dampner, 3.73
RAA435-169A [72493]	2009 Ram 2500 & 3500, 2WD, SRW, 3.42	RAA435-2159A-P [75094]	2003 Ram 2500 & 3500, 4WD, w/o dampner, 3.73, posi
RAA435-169A-P [78228]	2009 Ram 2500 & 3500, 2WD, SRW, 3.42, posi	RAA435-2159B [75578]	2003 Ram 2500 & 3500, 4WD, w/o dampner, 4.11
RAA435-169B [70573]	2009 Ram 2500 & 3500, 2WD, SRW, 3.73	RAA435-2159B-P [77584]	2003 Ram 2500 & 3500, 4WD, w/o dampner, 4.11, posi
RAA435-169B-P [79588]	2009 Ram 2500 & 3500, 2WD, SRW, 3.73, posi	RAA435-2159C [77585]	2003 Ram 2500 & 3500, 4WD, 3.73
RAA435-169C [76483]	2009 Ram 2500 & 3500, 2WD, SRW, 4.11	RAA435-2159C-P [70400]	2003 Ram 2500 & 3500, 4WD, 3.73, posi
RAA435-169C-P [75983]	2009 Ram 2500 & 3500, 2WD, SRW, 4.11, posi	RAA435-2159D [76558]	03-'05 Ram 2500 & 3500, 4WD, w/ dampner, 4.11
RAA435-171A [73763]	2009 Ram 2500 & 3500, 4WD, SRW, 3.42	RAA435-2159D-P [72860]	03-'05 Ram 2500 & 3500, 4WD, w/ dampner, 4.11, posi
RAA435-171A-P [70973]	2009 Ram 2500 & 3500, 4WD, SRW, 3.42, posi		
RAA435-171B [75104]	2009 Ram 2500 & 3500, 4WD, SRW, 3.73		
RAA435-171B-P [77677]	2009 Ram 2500 & 3500, 4WD, SRW, 3.73, posi		
RAA435-171C [76966]	2009 Ram 2500 & 3500, 4WD, SRW, 4.11		
RAA435-171C-P [71292]	2009 Ram 2500 & 3500, 4WD, SRW, 4.11, posi		
RAA435-199A [76557]	09-'11 Ram 3500, DRW, 4WD		

Chrysler 11.5" (Cont.)

PART #	Description	PART #	Description
RAA435-2159E [77306]	03-'05 Ram 2500 & 3500, 4WD, w/ dampner, 3.42	RAA435-2289C-P [77790]	2012 Ram 3500, DRW, 2WD, 4.11, posi
RAA435-2159E-P [72882]	03-'05 Ram 2500 & 3500, 4WD, w/ dampner, 3.42, posi	RAA435-2290A [72465]	2012 Ram 3500, 4WD, DRW, 3.42
RAA435-2159F [73780]	2008 Ram 1500 & 2500, SRW, 4WD, w/ dampner, 3.73	RAA435-2290A-P [78575]	2012 Ram 3500, 4WD, DRW, 3.42, posi
RAA435-2159F-P [78534]	2008 Ram 1500 & 2500, SRW, 4WD,	RAA435-2290B [79037]	2012 Ram 3500, 4WD, DRW, 3.73
RAA435-2159G [75735]	2008 Ram 1500 & 2500, SRW, 4WD, w/ dampner, 4.11	RAA435-2290B-P [74858]	2012 Ram 3500, 4WD, DRW, 3.73, posi
RAA435-2159G-P [78994]	2008 Ram 1500 & 2500, SRW, 4WD, w/ dampner, 4.11, posi	RAA435-2290C [76485]	2012 Ram 3500, 4WD, DRW, 4.11
RAA435-2161A [74439]	2003 Ram 3500, 2WD, w/o dampner, 3.73	PART #	Description
RAA435-2161A-P [78273]	2003 Ram 3500, 2WD, w/o dampner, 3.73, posi	RAA435-2290C-P [76010]	2012 Ram 3500, 4WD, DRW, 4.11, posi
RAA435-2161B [75196]	2003 Ram 3500, 2WD, w/o dampner, 4.11	RAA435-2292A [71117]	2012 Ram 3500, DRW, chassis cab, 3.42
RAA435-2161B-P [75404]	2003 Ram 3500, 2WD, w/o dampner, 4.11, posi	RAA435-2292A-P [78000]	2012 Ram 3500, DRW, chassis cab, 3.42, posi
RAA435-2161C [77250]	2003 Ram 3500, 2WD, w/ dampner, 3.73	RAA435-2292B [72433]	2012 Ram 3500, DRW, chassis cab, 3.73
RAA435-2161C-P [70512]	2003 Ram 3500, 2WD, w/ dampner, 4.11	RAA435-2292B-P [74863]	2012 Ram 3500, DRW, chassis cab, 3.73, posi
RAA435-2161D [77922]	2003 Ram 3500, 2WD, w/ dampner, 4.11, posi	RAA435-2292C [78820]	2012 Ram 3500, DRW, chassis cab, 4.11
RAA435-2161D-P [72186]	2003 Ram 3500, 4WD, w/ dampner, 4.11	RAA435-2292C-P [75197]	2012 Ram 3500, DRW, chassis cab, 4.11, posi
RAA435-2162A [74514]	2003 Ram 3500, 4WD, w/o dampner, 3.73	RAA435-2314A [76372]	14-'15 Ram 3500
RAA435-2162A-P [74217]	2003 Ram 3500, 4WD, w/o dampner, 3.73, posi	RAA435-2314A-P [74441]	14-'15 Ram 3500, posi
RAA435-2162B [77992]	2003 Ram 3500, 4WD, w/o dampner, 4.11	RAA435-2314B [75200]	14-'15 Ram 3500
RAA435-2162B-P [72598]	2003 Ram 3500, 4WD, w/o dampner, 4.11, posi	RAA435-2314B-P [72362]	14-'15 Ram 3500, posi
RAA435-2162C [76679]	03-'05 Ram 3500, 4WD, w/ dampner, 3.73	RAA435-2314C [71727]	14-'15 Ram 3500
RAA435-2162C-P [77952]	03-'05 Ram 3500, 4WD, w/ dampner, 3.73, posi	RAA435-2314C-P [77646]	14-'15 Ram 3500, posi
RAA435-2162D [74073]	03-'05 Ram 3500, 4WD, w/ dampner, 4.11	RAA435-2322A [71310]	2014 Ram 3500, SRW, 3.42
RAA435-2162D-P [78973]	03-'05 Ram 3500, 4WD, w/ dampner, 4.11, posi	RAA435-2322A-P [77966]	2014 Ram 3500, SRW, 3.42, posi
RAA435-2162E [73344]	03-'08 Ram 3500, 4WD, SRW, w/ dampner, 4.11, posi	RAA435-2322B [75077]	2014 Ram 3500, SRW, 3.73
RAA435-2162E-P [79258]	03-'08 Ram 3500, 4WD, SRW, w/ dampner, 3.42, posi	RAA435-2322B-P [74503]	2014 Ram 3500, SRW, 3.73, posi
RAA435-2288A [79260]	12-'13 Ram 3500, SRW, 4WD, 3.42	RAA435-2322C [77706]	2014 Ram 3500, SRW, 4.11
RAA435-2288A-P [77143]	12-'13 Ram 3500, SRW, 4WD, 3.42, posi	RAA435-2322C-P [77958]	2014 Ram 3500, SRW, 4.11, posi
RAA435-2288B [78591]	2012 Ram 3500, SRW, 4WD, 3.73	RAA435-255A [70155]	10-'11 Ram 2500, 2WD, 3.42
RAA435-2288B-P [70003]	2012 Ram 3500, SRW, 4WD, 4.11	RAA435-255A-P [74294]	10-'11 Ram 2500, 2WD, 3.42, posi
RAA435-2288C [71647]	2012 Ram 3500, SRW, 4WD, 4.11, posi	RAA435-255B [76430]	10-'11 Ram 2500, 2WD, 3.73
RAA435-2288C-P [72960]	2012 Ram 3500, SRW, 4WD, 4.11, posi	RAA435-255B-P [71370]	10-'11 Ram 2500, 2WD, 3.73, posi
RAA435-2289A [73303]	2012 Ram 3500, DRW, 2WD, 3.42	RAA435-255C [78339]	10-'11 Ram 2500, 2WD, 4.11
RAA435-2289A-P [72889]	2012 Ram 3500, DRW, 2WD, 3.42, posi	RAA435-255C-P [72485]	10-'11 Ram 2500, 2WD, 4.11, posi
RAA435-2289B [79248]	2012 Ram 3500, DRW, 2WD, 3.73	RAA435-258A [77739]	10-'11 Ram 2500, 4WD, 3.42
RAA435-2289B-P [74886]	2012 Ram 3500, DRW, 2WD, 3.73, posi	RAA435-258A-P [75771]	10-'11 Ram 2500, 4WD, 3.42, posi
RAA435-2289C [75856]	2012 Ram 3500, DRW, 2WD, 4.11	RAA435-258B [77039]	10-'11 Ram 2500, 4WD, 3.73
		RAA435-258B-P [75583]	10-'11 Ram 2500, 4WD, 3.73, posi
		RAA435-258C [74399]	10-'11 Ram 2500, 4WD, 4.11
		RAA435-258C-P [70928]	10-'11 Ram 2500, 4WD, 4.11, posi

Ford D28

PART #	Description	PART #	Description
RAA440-1281B [77505]	91-'94 Explorer, 3.45	RAA440-1330A [70936]	93-'97 Ranger, 3.73
RAA440-1281D [71110]	91-'94 Explorer, 4.11	RAA440-1330B [76917]	93-'97 Ranger, 4.11

Ford D30

PART #	Description	PART #	Description
RAA440-1376A [76708]	02-'05 Explorer, 3.55	RAA440-1376B [76208]	02-'05 Explorer, 3.73

Ford D44

PART #	Description	PART #	Description
RAA440-1282A [74580]	83-'91 F150, 3.07	RAA440-1282C [71372]	83-'87 F150, 3.54
RAA440-1282B [76103]	83-'91 F150, 3.54	RAA440-1282D [72692]	83-'91 F150, 4.09

Ford D44IFS

PART #	Description	PART #	Description
RAA440-1289A [77757]	92-'96 F150, 3.07	RAA440-1289C [70743]	92-'96 F150, 3.54
RAA440-1289B [76738]	92-'96 F150, 3.31	RAA440-1289D [79415]	92-'96 F150, 4.11

Ford D50

PART #	Description	PART #	Description
RAA434-1958A [70311]	01-'04 Excursion, 4 wheel ABS, 3.73	RAA434-1958C [77241]	01-'04 Excursion, 4 wheel ABS, 4.30
RAA434-1958B [70629]	01-'04 Excursion, 4 wheel ABS, 4.11		

Ford D50IFS

PART #	Description	PART #	Description
RAA440-1283A [74136]	81-'97 F250 & F350, 3.54	RAA440-1283B [77495]	81-'97 F250 & F350, 4.11

Ford D60

PART #	Description	PART #	Description
RAA435-158A [75861]	05-'07 F350 5.4L, DRW, 3.73	RAA435-179-P [74449]	06-'07 E350, 3.73, posi
RAA435-158A-P [70507]	05-'07 F350 5.4L, DRW, 3.73, posi	RAA435-181A [79491]	09-'14 E150, semi-float, advance trac, 3.73
RAA435-158B [74453]	05-'07 F350 5.4L, DRW, 4.11	RAA435-181A-P [79153]	09-'14 E150, semi-float, advance trac, 3.73, posi
RAA435-158B-P [76565]	05-'07 F350 5.4L, DRW, 4.11, posi	RAA435-181B [71160]	09-'14 E150, semi-float, advance trac, 4.11
RAA435-158C [72438]	05-'07 F350 5.4L, DRW, 4.30	RAA435-181B-P [78669]	09-'14 E150, semi-float, advance trac, 4.11, posi
RAA435-158C-P [74072]	05-'07 F350 5.4L, DRW, 4.30, posi	RAA435-182A [79296]	09-'14 E250, semi-float, advance trac, 3.73
RAA435-158D [72338]	05-'07 F350 6.0L & 6.8L, DRW, 3.73	RAA435-182A-P [71081]	09-'14 E250, semi-float, advance trac, 3.73, posi
RAA435-158D-P [71916]	05-'07 F350 6.0L & 6.8L, DRW, 3.73, posi	RAA435-182B [73374]	09-'14 E250, semi-float, advance trac, 4.11
RAA435-158E [71544]	05-'07 F350 6.0L & 6.8L, DRW, 4.11	RAA435-182B-P [75721]	09-'14 E250, semi-float, advance trac, 4.11, posi
RAA435-158E-P [71286]	05-'07 F350 6.0L & 6.8L, DRW, 4.11, posi	RAA435-183A [76466]	09-'14 E350, SRW, semi-float, advance trac, 3.73
RAA435-158F [78723]	05-'07 F350 6.0L & 6.8L, DRW, 4.30	RAA435-183A-P [77362]	09-'14 E350, SRW, semi-float, advance trac, 3.73, posi
RAA435-158F-P [71557]	05-'07 F350 6.0L & 6.8L, DRW, 4.30, posi	RAA435-183B [79035]	09-'14 E350, SRW, semi-float, advance trac, 4.11
RAA435-1693A [71021]	92-'94 E350, SRW, full float, 3.54	RAA435-183B-P [71333]	09-'14 E350, SRW, semi-float, advance trac, 4.11, posi
RAA435-1693A-P [70833]	92-'96 E350, SRW, full float, 3.54, posi	RAA435-1966A [75872]	97-'00 E250, semi-float, drum brakes, 3.73
RAA435-1693B [73716]	92-'96 E350, SRW, full float, 3.73	RAA435-1966A-P [70839]	97-'00 E250, semi-float, drum brakes, 3.73, posi
RAA435-1693B-P [77281]	92-'94 E350, SRW, full float, 3.73, posi	RAA435-1966B [72641]	97-'00 E250, semi-float, drum brakes, 4.09
RAA435-1693C [75972]	92-'94 E350, SRW, full float, 4.11	RAA435-1966B-P [74773]	97-'00 E250, semi-float, drum brakes, 4.09, posi
RAA435-1693C-P [76836]	92-'94 E350, SRW, full float, 4.11, posi	RAA435-1966C [78549]	97-'00 E250, semi-float, disc brakes, 3.73
RAA435-1693D [78227]	92-'93 E350, SRW, full float, 4.11	RAA435-1966C-P [78369]	97-'00 E250, semi-float, disc brakes, 3.73, posi
RAA435-1693D-P [70362]	92-'93 E350, SRW, full float, 4.11, posi	RAA435-1966D [75400]	97-'00 E250, semi-float, disc brakes, 4.09
RAA435-1694A [77721]	92-'93 E350, SRW, full float, 3.54	RAA435-1966D-P [75582]	97-'00 E250, semi-float, disc brakes, 4.09, posi
RAA435-1694A-P [71825]	92-'93 E350, SRW, full float, 3.54, posi	RAA435-1966E [71606]	97-'98 E350, SRW, semi-float, drum brakes, 3.73
RAA435-1694B [76669]	92-'93 E350, SRW, full float, 3.73	RAA435-1966E-P [73733]	97-'98 E350, SRW, semi-float, drum brakes, 3.73, posi
RAA435-1694B-P [72539]	92-'93 E350, SRW, full float, 3.73, posi	RAA435-1967A [77963]	99-'04 E350, SRW, full float, 3.55
RAA435-1694C [70101]	92-'96 E250, SRW, full float, 3.54	RAA435-1967A-P [74731]	99-'04 E350, SRW, full float, 3.55, posi
RAA435-1694C-P [78801]	92-'96 E250, SRW, full float, 3.54, posi	RAA435-1967B [76607]	99-'04 E350, SRW, full float, 3.73
RAA435-1694D [77548]	92-'96 E250, SRW, full float, 3.73	RAA435-1967B-P [79440]	99-'04 E350, SRW, full float, 3.73, posi
RAA435-1694D-P [75212]	92-'96 E250, SRW, full float, 3.73, posi	RAA435-1967C [79461]	99-'04 E350, SRW, full float, 4.10
RAA435-173A [78158]	2008 E150, semi float, disc brake, 3.55	RAA435-1967C-P [71157]	99-'04 E350, SRW, full float, 4.10, posi
RAA435-173A-P [72141]	2008 E150, semi float, disc brake, 3.55, posi	RAA435-2052A [78518]	00-'01 E250, semi-float, 3.73
RAA435-173B [74655]	08-'10 E150, semi float, disc brake, non-advance trac, 3.73	RAA435-2052A-P [78283]	00-'01 E250, semi-float, 3.73, posi
RAA435-173B-P [70508]	08-'10 E150, semi float, disc brake, non-advance trac, 3.73, posi	RAA435-2052B [71363]	00-'01 E250, semi-float, 3.73
RAA435-173C [76081]	08-'10 E150, semi float, disc brake, non-advance trac, 4.11	RAA435-2052B-P [77736]	00-'01 E250, semi-float, 3.73, posi
RAA435-173C-P [77080]	08-'10 E150, semi float, disc brake, non-advance trac, 4.11, posi	RAA435-2052C [75146]	00-'01 E250, semi-float, 4.09
RAA435-174A [75384]	08-'10 E250, semi float, disc brake, non-advance trac, 3.73	RAA435-2052C-P [75891]	00-'01 E250, semi-float, 4.09, posi
RAA435-174A-P [70948]	08-'10 E250, semi float, disc brake, non-advance trac, 3.73, posi	RAA435-2052D [78983]	00-'01 E250, semi-float, 4.09
RAA435-174B [74042]	08-'10 E250, semi float, disc brake, non-advance trac, 4.11	RAA435-2052D-P [74658]	00-'01 E250, semi-float, 4.09, posi
RAA435-174B-P [73508]	08-'10 E250, semi float, disc brake, non-advance trac, 4.11, posi	RAA435-2053A [70935]	95-'96 E350, SRW, full float, 3.54
RAA435-175A [75566]	08-'11 E350, SRW, semi-float, 3.55	RAA435-2053A-P [78573]	95-'96 E350, SRW, full float, 3.54, posi
RAA435-175A-P [70689]	08-'11 E350, SRW, semi-float, 3.55, posi	RAA435-2053B [77353]	95-'96 E350, SRW, full float, 4.11
RAA435-175B [76730]	08-'11 E350, SRW, semi-float, 3.73	RAA435-2053B-P [78826]	95-'96 E350, SRW, full float, 4.11, posi
RAA435-175B-P [73085]	08-'11 E350, SRW, semi-float, 3.73, posi	RAA435-2053C [71365]	97-'98 E350, SRW, full float, 3.54
RAA435-175C [77751]	08-'11 E350, SRW, semi-float, 4.11	RAA435-2053C-P [78732]	97-'98 E350, SRW, full float, 3.54, posi
RAA435-175C-P [74798]	08-'11 E350, SRW, semi-float, 4.11, posi	RAA435-2053D [77517]	97-'98 E350, SRW, full float, 3.73
RAA435-176 [76445]	2008 E350, SRW, full float, disc brake, advance trac, 3.73	RAA435-2053D-P [72153]	97-'98 E350, SRW, full float, 3.73, posi
RAA435-176-P [74053]	2008 E350, SRW, disc brake, full float, advance trac, 3.73, posi	RAA435-2053E [74013]	97-'98 E350, SRW, full float, 4.11
RAA435-179 [77767]	06-'07 E350, 3.73	RAA435-2053E-P [74451]	97-'98 E350, SRW, full float, 4.11, posi
		RAA435-2053F [70489]	97-'98 E250, SRW, full float, 3.54
		RAA435-2053F-P [73591]	97-'98 E250, SRW, full float, 3.54, posi
		RAA435-2053G [75589]	97-'98 E250, SRW, full float, 3.73
		RAA435-2053G-P [78901]	97-'98 E250, SRW, full float, 3.73, posi
		RAA435-2053H [72086]	97-'98 E250, SRW, full float, 4.11
		RAA435-2053H-P [74519]	97-'98 E250, SRW, full float, 4.11, posi
		RAA435-2121A [76957]	2007 E250, WRS, semi-float, 3.73
		RAA435-2121A-P [70560]	2007 E250, WRS, semi-float, 3.73, posi

Ford D60 Front

PART #	Description	PART #	Description
RAA435-2121B [74044]	2007 E250, WRS, semi-float, 4.11	RAA435-2188A-P [75385]	01-'07 E250 & E350, SRW, 3.55, posi
RAA435-2121B-P [75997]	2007 E250, WRS, semi-float, 4.11, posi	RAA435-2188B [76116]	01-'07 E250 & E350, SRW, 3.73
RAA435-2121C [74784]	2007 E250, WRS, semi-float, 3.55	RAA435-2188B-P [73297]	01-'07 E250 & E350, SRW, 3.73, posi
RAA435-2121C-P [78497]	2007 E250, WRS, semi-float, 3.55, posi	RAA435-2188C [72277]	01-'07 E250 & E350, SRW, 4.11
RAA435-2188A [75773]	01-'07 E250 & E350, SRW, 3.55	RAA435-2188C-P [72200]	01-'07 E250 & E350, SRW, 4.11, posi

Ford D60 Front

PART #	Description	PART #	Description
RAA434-118A [75581]	08-'10 F250 & F350, SRW, 3.55	RAA434-1351K [78065]	99-'00 F250 & F350, SRW, 4.30
RAA434-118B [74050]	08-'10 F250 & F350, SRW, 3.73	RAA434-1351M [77760]	1999 F250 & F350, SRW, 4.30
RAA434-118C [77534]	08-'10 F250 & F350, SRW, 4.11	RAA434-1351N [72108]	1999 F250 & F350, 4 wheel ABS, 4.30
RAA434-118D [76164]	08-'10 F250 & F350, SRW, 4.30	RAA434-1352A [79282]	1999 F350, DRW, 3.73
RAA434-118E [78553]	08-'10 F350, DRW, non-wide track, 3.73	RAA434-1352B [75799]	1999 F350, DRW, 3.73
RAA434-118F [72631]	08-'10 F350, DRW, non-wide track, 4.11	RAA434-1352C [72871]	1999 F350, DRW, 4.11
RAA434-118G [70378]	08-'10 F350, DRW, non-wide track, 4.30	RAA434-1352D [79056]	99-'00 F250 & F350, SRW, 4.11
RAA434-118H [79031]	2010 F250 & F350, SRW, 3.31	RAA434-1352E [72546]	1999 F350, DRW, 4.30
RAA434-119A [71091]	08-'09 F350, SRW, 3.73	RAA434-1352F [70310]	99-'00 F350, DRW, 4.30
RAA434-119B [76129]	08-'09 F350, SRW, 4.11	RAA434-1919A [74372]	96-'97 F350, 3.54
RAA434-119C [77509]	08-'09 F350, SRW, 4.30	RAA434-1919B [77330]	96-'97 F350, 4.10
RAA434-127A [75410]	11-'12 F350, SRW, cab chassis, 3.73	RAA434-1919C [79583]	96-'97 F350, 4.10
RAA434-127B [71343]	11-'12 F350, SRW, cab chassis, 4.30	RAA434-1946A [72126]	01-'03 F450, 4.30
RAA434-127C [78782]	11-'12 F350, DRW, cab chassis, 3.73	RAA434-1946B [73498]	01-'03 F450, 4.88
RAA434-127D [75902]	11-'12 F350, DRW, cab chassis, 4.10	RAA434-1946C [76109]	01-'03 F450, 5.38
RAA434-127E [74285]	11-'12 F350, DRW, cab chassis, 4.30	RAA434-1960B [78810]	02-'04 F250 & F350, SRW, 4.11
RAA434-128A [76415]	11-'12 F250, 3.31	RAA434-1960C [73489]	02-'04 F250 & F350, SRW, 4.30
RAA434-128D [77149]	11-'12 F250, 4.30	RAA434-1960D [72395]	01-'04 F350, DRW, 4 wheel ABS, 3.73
RAA434-128E [76902]	11-'12 F250, 3.73	RAA434-1960E [75669]	01-'04 F350, DRW, 4 wheel ABS, 4.11
RAA434-128F [71182]	11-'12 F250, 4.30	RAA434-1960F [78170]	01-'04 F650, DRW, 4 wheel ABS, 4.30
RAA434-1351A [73433]	1999 F250 & F350, SRW, rear ABS, 3.73	RAA434-1968A [73044]	2005 F250 & F350, SRW, 4.11
RAA434-1351B [75117]	99-'01 F250 & F350, SRW, rear ABS, 3.73	RAA434-1968B [71997]	2005 F250 & F350, 4.11
RAA434-1351C [75635]	1999 F250 & F350, SRW, 3.73	RAA434-1968C [75154]	2005 F250 & F350, 4.30
RAA434-1351D [79675]	99-'01 F250 & F350, SRW, 3.73	RAA434-1968D [72547]	05-'07 F250 & F350, 3.73
RAA434-1351D-P [73923]	99-'01 F250 & F350, SRW, 3.73, posi	RAA434-1968E [72388]	05-'07 F250 & F350, 4.11
RAA434-1351E [76553]	1999 F250 & F350, SRW, 4.11	RAA434-1968J [74101]	05-'07 F250 & F350, 4.30
RAA434-1351F [79389]	99-'00 F250 & F350, SRW, 4.11	RAA434-128B [70110]	11-'12 F250, 3.55
RAA434-1351G [78629]	1999 F250 & F350, SRW, 4.11	RAA434-128C [73609]	11-'12 F250, 3.73
RAA434-1351H [72974]	99-'01 F250 & F350, SRW, 4.11	RAA434-1960A [70143]	02-'04 F250 & F350, SRW, 4 wheel ABS, 3.73
RAA434-1351J [77623]	1999 F250 & F350, SRW, 4.30		

Ford D70

PART #	Description	PART #	Description
RAA435-116A [77715]	05-'07 E350, 3.55	RAA435-180-P [70570]	99-'07 E350, DRW, 4.11, posi
RAA435-116A-P [79305]	05-'07 E350, 3.55, posi	RAA435-2077A [70346]	00-'03 E450, 4.10
RAA435-116B [73915]	05-'07 E350, 3.73	RAA435-2077A-P [75922]	00-'03 E450, 4.10, posi
RAA435-116B-P [79140]	05-'07 E350, 3.73, posi	RAA435-2077B [70822]	00-'03 E450, 4.56
RAA435-116C [74939]	05-'07 E350, SRW, 4.11	RAA435-2077B-P [70764]	00-'03 E450, 4.56, posi
RAA435-116C-P [78878]	05-'07 E350, SRW, 4.11, posi	RAA435-250 [72532]	09-'13 E350, DRW, 4.11
RAA435-177A [72162]	2008 E350, SRW, 3.54	RAA435-250-P [78071]	09-'13 E350, DRW, 4.11, posi
RAA435-177A-P [73550]	2008 E350, SRW, 3.54, posi	RAA435-251A [72129]	09-'10 E350, SRW, full float, 3.55
RAA435-177B [73541]	2008 E350, SRW, 3.73	RAA435-251A-P [77938]	09-'10 E350, SRW, full float, 3.55, posi
RAA435-177B-P [72764]	2008 E350, SRW, 3.73, posi	RAA435-251B [73911]	09-'10 E350, SRW, full float, 3.73
RAA435-177C [78561]	2008 E350, SRW, 4.11	RAA435-251B-P [76049]	09-'10 E350, SRW, full float, 3.73, posi
RAA435-177C-P [75456]	2008 E350, SRW, 4.11, posi	RAA435-251C [77392]	09-'10 E350, SRW, full float, 4.11
RAA435-178 [73703]	2008 E350, DRW, 4.11	RAA435-251C-P [76747]	09-'10 E350, SRW, full float, 4.11, posi
RAA435-178-P [71170]	2008 E350, DRW, 4.11, posi		
RAA435-180 [70866]	99-'07 E350, DRW, 4.11		

Ford D70U

PART #	Description	PART #	Description
RAA435-1695 [73296]	92-'98 E350, DRW	RAA435-1695-P [71645]	92-'98 E350, DRW, posi

Ford D80

PART #	Description	PART #	Description
RAA435-161A [75259]	08-'12 F350, DRW, non-chassis cab, 3.73	RAA435-204D-P [73950]	08-'12 F350, DRW, cab chassis, 3.73, posi
RAA435-161A-P [79060]	08-'12 F350, DRW, non-chassis cab, 3.73, posi	RAA435-204E [76629]	08-'12 F350, DRW, cab chassis, 4.11
RAA435-161B [74471]	08-'12 F350, DRW, non-chassis cab, 4.11	RAA435-204E-P [70171]	08-'12 F350, DRW, cab chassis, 4.11, posi
RAA435-161B-P [78325]	08-'12 F350, DRW, non-chassis cab, 4.11, posi	RAA435-204F [70394]	08-'12 F350, DRW, cab chassis, 4.30
RAA435-161C [71902]	08-'12 F350, DRW, non-chassis cab, 4.30	RAA435-204F-P [74281]	08-'12 F350, DRW, cab chassis, 4.30, posi
RAA435-161C-P [70783]	08-'12 F350, DRW, non-chassis cab, 4.30, posi	RAA435-204G [79347]	13-'14 F350, DRW, cab chassis, 3.73
RAA435-161D [75966]	08-'10 F350 5.4L, DRW, non-cab chassis, 4.11	RAA435-204G-P [76822]	13-'14 F350, DRW, cab chassis, 3.73, posi
RAA435-161D-P [72091]	08-'10 F350 5.4L, DRW, non-cab chassis, 4.11, posi	RAA435-204H [74502]	13-'14 F350, DRW, cab chassis, 4.11
RAA435-161E [72209]	08-'10 F350 5.4L, DRW, non-cab chassis, 3.73	RAA435-204H-P [70640]	13-'14 F350, DRW, cab chassis, 4.11, posi
RAA435-161E-P [77501]	08-'10 F350 5.4L, DRW, non-cab chassis, 3.73, posi	RAA435-204J [77124]	13-'14 F350, DRW, cab chassis, 4.30
RAA435-161F [78743]	13-'16 F350, DRW, non-chassis cab, 3.73	RAA435-204J-P [74381]	13-'14 F350, DRW, cab chassis, 4.30, posi
RAA435-161F-P [79241]	13-'16 F350, DRW, non-chassis cab, 3.73, posi	RAA435-2055A [74268]	99-'01 E450, DRW, 4.11
RAA435-161G [72451]	13-'16 F350, DRW, non-chassis cab, 4.30	RAA435-2055A-P [74094]	99-'01 E450, DRW, 4.11, posi
RAA435-161G-P [73027]	13-'16 F350, DRW, non-chassis cab, 4.30, posi	RAA435-2055B [74405]	1999 E450, DRW, 4.63
RAA435-1818A [76123]	88-'89 F450, DRW, non-ABS, 4.63	RAA435-2055B-P [76645]	1999 E450, DRW, 4.63, posi
RAA435-1818A-P [75889]	88-'89 F450, DRW, non-ABS, 4.63, posi	RAA435-2057A [78116]	99-'01 F550, DRW, 4.88
RAA435-1818B [77866]	90-'91 F450, DRW, ABS, 4.63	RAA435-2057A-P [79063]	99-'01 F550, DRW, 4.88, posi
RAA435-1818B-P [78570]	90-'91 F450, DRW, ABS, 4.63, posi	RAA435-2057B [74629]	99-'01 F550, DRW, 5.38
RAA435-1818C [75306]	92-'97 F450, DRW, ABS, 4.63	RAA435-2057B-P [78850]	99-'01 F550, DRW, 5.38, posi
RAA435-1818C-P [75683]	92-'97 F450, DRW, ABS, 4.63, posi	RAA435-2060A [75086]	00-'03 E450, DRW, 4.11
RAA435-1818D [74542]	88-'89 F450, DRW, non-ABS, 5.13	RAA435-2060A-P [71082]	00-'03 E450, DRW, 4.11, posi
RAA435-1818D-P [71691]	88-'89 F450, DRW, non-ABS, 5.13, posi	RAA435-2060B [77965]	00-'03 E450, DRW, 4.63
RAA435-1818E [78032]	90-'91 F450, DRW, ABS, 5.13	RAA435-2060B-P [75769]	00-'03 E450, DRW, 4.63, posi
RAA435-1818E-P [76725]	90-'91 F450, DRW, ABS, 5.13, posi	RAA435-2067A [72671]	2000 F450, DRW, 4.88
RAA435-1818F [75291]	92-'97 F450, DRW, ABS, 5.13	RAA435-2067A-P [77366]	2000 F450, DRW, 4.88, posi
RAA435-1818F-P [75781]	92-'97 F450, DRW, ABS, 5.13, posi	RAA435-2067B [76534]	2000 F450, 5.38
RAA435-1887 [75425]	96-'01 E450, 4.63	RAA435-2067B-P [75092]	2000 F450, 5.38, posi
RAA435-1887-P [72163]	96-'01 E450, 4.63, posi	RAA435-2067C [70547]	2000 F450, 4.30
RAA435-1987A [73526]	99-'00 F350, DRW, 3.73	RAA435-2067C-P [79636]	2000 F450, 4.30, posi
RAA435-1987A-P [70335]	99-'00 F350, DRW, 3.73	RAA435-2067D [75368]	2001 F450 & F550, DRW, 4.88
RAA435-1987B [72135]	99-'00 F350, DRW, 4.11	RAA435-2067D-P [73351]	2001 F450 & F550, DRW, 4.88, posi
RAA435-1987B-P [70705]	99-'00 F350, DRW, 4.11, posi	RAA435-2067E [79402]	2001 F450 & F550, DRW, 5.38
RAA435-1987C [75021]	99-'00 F350, DRW, 4.30	RAA435-2067E-P [76956]	2001 F450 & F550, DRW, 5.38, posi
RAA435-1987C-P [70736]	99-'00 F350, DRW, 4.30, posi	RAA435-2067F [73486]	02-'03 F450, 4.30
RAA435-1988A [71803]	99-'00 F350, DRW, 3.73	RAA435-2067F-P [77903]	02-'03 F450, 4.30, posi
RAA435-1988A-P [77060]	99-'00 F350, DRW, 3.73, posi	RAA435-2067G [77340]	02-'03 F450, 4.88
RAA435-1988B [72535]	99-'00 F350, DRW, 4.11	RAA435-2067G-P [70134]	02-'03 F450, 4.88, posi
RAA435-1988B-P [75707]	99-'00 F350, DRW, 4.11, posi	RAA435-2067H [73779]	00-'03 F450, 5.38
RAA435-1988C [74493]	99-'00 F350, DRW, 4.30	RAA435-2067H-P [77405]	00-'03 F450, 5.38, posi
RAA435-1988C-P [71988]	99-'00 F350, DRW, 4.30, posi	RAA435-2125A [78921]	2000 F350, DRW, cab chassis, 4.11
RAA435-1989 [77061]	99-'00 F350, DRW, 4.11	RAA435-2125A-P [77890]	2000 F350, DRW, cab chassis, 4.11, posi
RAA435-1989-P [73343]	99-'00 F350, DRW, 4.11, posi	RAA435-2125B [79723]	01-'04 F350, DRW, cab chassis, 4.11
RAA435-1990A [76720]	99-'00 F450, DRW, 4.88	RAA435-2125B-P [72515]	01-'04 F350, DRW, cab chassis, 4.11, posi
RAA435-1990A-P [74618]	99-'00 F450, DRW, 4.88, posi	RAA435-2126A [72762]	00-'04 F350, DRW, 3.73
RAA435-1990B [78023]	99-'00 F450 & F550, DRW, 5.38	RAA435-2126A-P [77847]	00-'04 F350, DRW, 3.73, posi
RAA435-1990B-P [72360]	99-'00 F450 & F550, DRW, 5.38, posi	RAA435-2126B [79002]	00-'04 F350, DRW, 4.11
RAA435-1991 [70821]	99-'01 F550, DRW, 5.38	RAA435-2126B-P [77671]	00-'04 F350, DRW, 4.11, posi
RAA435-1991-P [72441]	99-'01 F550, DRW, 5.38, posi	RAA435-2126C [75513]	00-'04 F350, DRW, 4.30
RAA435-2021G-P [73113]	2000 F150, drum brake, 3.55, posi	RAA435-2126C-P [75087]	00-'04 F350, DRW, 4.30, posi
RAA435-2045E-P [78378]	00-'01 F350, SRW, 3.73, posi	RAA435-2128A [78648]	2001 F350, DRW, 5.38
RAA435-2047A [75100]	99-'00 F650, DRW, 3.73	RAA435-2128A-P [78574]	2001 F350, DRW, 5.38, posi
RAA435-2047A-P [70930]	99-'00 F650, DRW, 3.73, posi	RAA435-2128B [70379]	01-'03 F550, 5.288
RAA435-2047B [75588]	99-'00 F650, DRW, 4.11	RAA435-2128B-P [76009]	01-'03 F550, 5.38, posi
RAA435-2047B-P [75502]	99-'00 F650, DRW, 4.11, posi	RAA435-231A [78274]	04-'06 F350, DRW, cab chassis, 3.73
RAA435-2047C [79681]	99-'00 F650, DRW, 4.30	RAA435-231A-P [71465]	04-'06 F350, DRW, cab chassis, 3.73, posi
RAA435-2047C-P [70789]	99-'00 F650, DRW, 4.30, posi	RAA435-231B [71143]	04-'06 F350, DRW, cab chassis, 4.11
RAA435-2048A [75052]	00-'04 F350, DRW, 3.73	RAA435-231B-P [77251]	04-'06 F350, DRW, cab chassis, 4.11, posi
RAA435-2048A-P [74419]	00-'04 F350, DRW, 3.73, posi	RAA435-231C [70079]	04-'06 F350, DRW, cab chassis, 4.30
RAA435-2048B [72781]	00-'04 F350, DRW, 4.11	RAA435-231C-P [70672]	04-'06 F350, DRW, cab chassis, 4.30, posi
RAA435-2048B-P [74589]	00-'04 F350, DRW, 4.11, posi	RAA435-232A [76924]	06-'07 F350, DRW, chassis cab, wide axle, 3.73
RAA435-2048C [79042]	00-'04 F350, DRW, 4.30	RAA435-232A-P [73786]	06-'07 F350, DRW, chassis cab, wide axle, 4.11
RAA435-2048C-P [77611]	00-'04 F350, DRW, 4.30, posi	RAA435-232B [70336]	06-'07 F350, 4.10
RAA435-204A [71104]	08-'10 F350, DRW, cab chassis, 3.73	RAA435-232B-P [73772]	06-'07 F350, cab chassis, wide axle, 4.11, posi
RAA435-204A-P [71586]	08-'10 F350, DRW, cab chassis, 3.73, posi	RAA435-233A [73261]	06-'07 F350, cab chassis, 3.73
RAA435-204B [79453]	08-'10 F350, DRW, cab chassis, 4.11	RAA435-233A-P [73611]	06-'07 F350, cab chassis, 3.73, posi
RAA435-204B-P [73210]	08-'10 F350, DRW, cab chassis, 4.11, posi	RAA435-233B [79134]	06-'07 F350, cab chassis, 4.11
RAA435-204C [72591]	08-'10 F350, DRW, cab chassis, 4.30	RAA435-233B-P [73758]	06-'07 F350, cab chassis, 4.11, posi
RAA435-204C-P [74687]	08-'10 F350, DRW, cab chassis, 4.30, posi		
RAA435-204D [77426]	08-'12 F350, DRW, cab chassis, 3.73		

Ford S135 & S150

PART #	Description	PART #	Description
RAA435-2059A [78519]	99-'01 F550, DRW, 4.88	RAA435-2059C [73972]	99-'01 F550, DRW, 4.88
RAA435-2059A-P [79686]	99-'01 F550, DRW, 4.88, posi	RAA435-2059C-P [74875]	99-'01 F550, DRW, 4.88, posi
RAA435-2059B [74659]	99-'01 F550, DRW, 5.38	RAA435-2059D [70133]	99-'01 F550, DRW, 5.38
RAA435-2059B-P [76785]	99-'01 F550, DRW, 5.38, posi	RAA435-2059D-P [76294]	99-'01 F550, DRW, 5.38, posi

Ford M35IFS

PART #	Description	PART #	Description
RAA440-1288A [73595]	91-'94 Explorer, 3.27	RAA440-1348C [76125]	96-'05 Ranger & Explorer, 3.73
RAA440-1288B [74331]	91-'94 Explorer, 3.55	RAA440-1348D [75626]	96-'05 Ranger & Explorer, 4.11
RAA440-1288C [75711]	91-'94 Explorer, 3.73	RAA440-1349A [76647]	95-'96 Explorer, vacuum assist, 3.27
RAA440-1288D [75230]	91-'97 Explorer, 4.10	RAA440-1349B [79297]	95-'96 Explorer, vacuum assist, 3.55
RAA440-1348A [77858]	96-'01 Explorer, 3.27	RAA440-1349C [75495]	95-'96 Explorer, vacuum assist, 3.73
RAA440-1348B [73528]	96-'01 Explorer, 3.55	RAA440-1349D [73533]	95-'96 Explorer, vacuum assist, 4.11

Ford RDU

PART #	Description	PART #	Description
RAA440-1443 [71144]	05-'07 Escape, 2.93	RAA440-189B [71533]	01-'04 Escape, dual sensor, 2.93
RAA440-189A [72559]	01-'04 Escape, single sensor, 2.93		

Ford 7.5"

PART #	Description	PART #	Description
RAA435-1537B [73707]	89-'97 Aerostar, ABS	RAA435-1930A [74573]	1998 Ranger, 9" drum brakes, 3.73
RAA435-1537B-P [74802]	89-'97 Aerostar, ABS, posi	RAA435-1930A-P [70955]	1998 Ranger, 9" drum brakes, 3.73, posi
RAA435-1698A [77902]	94-'97 Ranger, 9" brakes, 3.08	RAA435-1930B [72184]	1998 Ranger, 10" drum brakes, 3.73
RAA435-1698A-P [74490]	94-'97 Ranger, 9" brakes, 3.08, posi	RAA435-1930B-P [73835]	1998 Ranger, 10" drum brakes, 3.73, posi
RAA435-1698B [77221]	94-'97 Ranger, 10" brakes, 3.08	RAA435-1930C [72628]	99-'05 Ranger, 9" drum brakes, 3.73
RAA435-1698B-P [75321]	94-'97 Ranger, 10" brakes, 3.08, posi	RAA435-1930C-P [72199]	99-'05 Ranger, 9" drum brakes, 3.73, posi
RAA435-1698C [70961]	94-'97 Ranger, 9" brakes, 3.27	RAA435-1930D [78788]	99-'05 Ranger, 10" drum brakes, 3.73
RAA435-1698C-P [79470]	94-'97 Ranger, 9" brakes, 3.27, posi	RAA435-1930D-P [77786]	99-'05 Ranger, 10" drum brakes, 3.73, posi
RAA435-1698D [77521]	94-'97 Ranger, 9" brakes, 3.45	RAA435-1930E [71636]	1998 Ranger, 9" drum brakes, 4.11
RAA435-1698D-P [72850]	94-'97 Ranger, 9" brakes, 3.45, posi	RAA435-1930E-P [76975]	1998 Ranger, 9" drum brakes, 4.11, posi
RAA435-1698E [76139]	94-'97 Ranger, 9" brakes, 3.73	RAA435-1930F [72964]	1998 Ranger, 10" drum brakes, 4.11
RAA435-1698E-P [78046]	94-'97 Ranger, 9" brakes, 3.73, posi	RAA435-1930F-P [75312]	1998 Ranger, 10" drum brakes, 4.11, posi
RAA435-1698F [70495]	94-'97 Ranger, 9" brakes, 4.11	RAA435-1930G [79217]	99-'05 Ranger, 9" drum brakes, 4.11
RAA435-1698F-P [77766]	94-'97 Ranger, 9" brakes, 4.11, posi	RAA435-1930G-P [71381]	99-'05 Ranger, 9" drum brakes, 4.11, posi
RAA435-1698G [78956]	94-'97 Ranger, 10" brakes, 3.27	RAA435-1930H [70854]	99-'05 Ranger, 10" drum brakes, 4.11
RAA435-1698G-P [70565]	94-'97 Ranger, 10" brakes, 3.27, posi	RAA435-1930H-P [76476]	99-'05 Ranger, 10" drum brakes, 4.11, posi
RAA435-1698H [71830]	94-'97 Ranger, 10" brakes, 3.45	RAA435-1930J [74570]	1998 Ranger, 9" drum brakes, 3.45
RAA435-1698H-P [72597]	94-'97 Ranger, 10" brakes, 3.45, posi	RAA435-1930J-P [77867]	1998 Ranger, 9" drum brakes, 3.45, posi
RAA435-1698J [73958]	94-'97 Ranger, 10" brakes, 3.73	RAA435-1961A [70711]	99-'02 Mustang, ABS, 3.23
RAA435-1698J-P [73890]	94-'97 Ranger, 10" brakes, 3.73, posi	RAA435-1961A-P [70363]	99-'02 Mustang, ABS, 3.23, posi
RAA435-1698K [78357]	94-'97 Ranger, 10" brakes, 4.11	RAA435-1961B [79487]	99-'02 Mustang, non-ABS, 3.23
RAA435-1698K-P [72386]	94-'97 Ranger, 10" brakes, 4.11, posi	RAA435-1961B-P [78442]	99-'02 Mustang, non-ABS, 3.23, posi
RAA435-1814A [75826]	94-'98 Mustang, non-ABS	RAA435-1961C [73559]	99-'02 Mustang, ABS, 3.27
RAA435-1814A-P [76402]	94-'98 Mustang, non-ABS, posi	RAA435-1961C-P [71308]	99-'02 Mustang, ABS, 3.27, posi
RAA435-1814B [73525]	94-'98 Mustang, ABS	RAA435-1961D [71309]	99-'02 Mustang, ABS, 3.27
RAA435-1814B-P [79398]	94-'98 Mustang, ABS, posi	RAA435-1961D-P [73903]	99-'02 Mustang, ABS, 3.27, posi

Ford 8.0IRS

PART #	Description
RAA440-1346B [73312]	00-'02 LS, 3.31

Ford 8.8"

PART #	Description	PART #	Description
RAA435-110A [76078]	07-'08 F150, 3.31	RAA435-1692E [70903]	97-'98 E150, 3.55
RAA435-110A-P [70553]	07-'08 F150, 3.31, posi	RAA435-1692E-P [77711]	97-'98 E150, 3.55, posi
RAA435-110B [70474]	07-'08 F150, 3.55	RAA435-1692F [73436]	92-'96 E150, 2.73
RAA435-110B-P [75337]	07-'08 F150, 3.55, posi	RAA435-1692F-P [72074]	92-'96 E150, 2.73, posi
RAA435-110C [77059]	07-'08 F150, 3.73	RAA435-1699A [77823]	94-'97 Ranger, 10" brakes, 3.08
RAA435-110C-P [71756]	07-'08 F150, 3.73, posi	RAA435-1699A-P [77638]	94-'97 Ranger, 10" brakes, 3.08, posi
RAA435-113A [76516]	04-'06 E150, 3.55	RAA435-1699B [78281]	94-'97 Ranger, 9" brakes, 3.08
RAA435-113A-P [72970]	04-'06 E150, 3.55, posi	RAA435-1699B-P [71298]	94-'97 Ranger, 9" brakes, 3.08, posi
RAA435-113B [70510]	04-'06 E150, 3.73	RAA435-1699C [70820]	94-'97 Ranger, 9" brakes, 3.27
RAA435-113B-P [78766]	04-'06 E150, 3.73, posi	RAA435-1699C-P [76060]	94-'97 Ranger, 9" brakes, 3.27, posi
RAA435-113C [75501]	04-'06 E150, 4.11	RAA435-1699D [70093]	94-'97 Ranger, 9" brakes, 3.45
RAA435-113C-P [78147]	04-'06 E150, 4.11, posi	RAA435-1699D-P [77682]	94-'97 Ranger, 9" brakes, 3.45, posi
RAA435-1386 [76048]	03-'04 Mustang, w/o cross member, 3.55	RAA435-1699E [77275]	94-'97 Ranger, 9" brakes, 3.73
RAA435-1386-P [75944]	03-'04 Mustang, w/o cross member, 3.55, posi	RAA435-1699E-P [78639]	94-'97 Ranger, 9" brakes, 3.73, posi
RAA435-1466 [79163]	86-'93 Mustang, drum brakes, 3.08	RAA435-1699F [72810]	94-'97 Ranger, 9" brakes, 4.11
RAA435-1466A [70482]	86-'93 Mustang, drum brakes, 3.27	RAA435-1699F-P [71253]	94-'97 Ranger, 9" brakes, 4.11, posi
RAA435-1466A-P [74302]	86-'93 Mustang, drum brakes, 3.27, posi	RAA435-1699G [78767]	94-'97 Ranger, 10" brakes, 3.27
RAA435-1466-P [71500]	86-'93 Mustang, drum brakes, 3.08, posi	RAA435-1699G-P [79112]	94-'97 Ranger, 10" brakes, 3.27, posi
RAA435-1492A [77756]	87-'96 F150, ABS, 2.73	RAA435-1699H [76474]	94-'97 Ranger, 10" brakes, 3.55
RAA435-1492A-P [72618]	87-'96 F150, ABS, 2.73, posi	RAA435-1699H-P [73099]	94-'97 Ranger, 10" brakes, 3.55, posi
RAA435-1492B [74264]	87-'96 Bronco & F150, ABS, 3.08	RAA435-1699J [77386]	94-'97 Ranger, 10" brakes, 3.73
RAA435-1492B-P [76122]	87-'96 Bronco & F150, ABS, 3.08, posi	RAA435-1699J-P [76857]	94-'97 Ranger, 10" brakes, 3.73, posi
RAA435-1492C [75643]	87-'96 Bronco & F150, ABS, 3.31	RAA435-1699K [73865]	94-'97 Ranger, 10" brakes, 4.11
RAA435-1492C-P [77494]	87-'96 Bronco & F150, ABS, 3.31, posi	RAA435-1699K-P [77895]	94-'97 Ranger, 10" brakes, 4.11, posi
RAA435-1492D [78205]	87-'96 Bronco & F150, ABS, 3.55	RAA435-1815 [79503]	94-'98 Mustang Cobra, ABS, 3.27
RAA435-1492D-P [77220]	87-'96 Bronco & F150, ABS, 3.55, posi	RAA435-1815-P [73327]	94-'98 Mustang Cobra, ABS, 3.27, posi
RAA435-1492E [74634]	87-'92 Bronco & F150, ABS, 4.11	RAA435-1816A [76365]	94-'98 Mustang, non-ABS, 3.27
RAA435-1492E-P [72538]	87-'92 Bronco & F150, ABS, 4.11, posi	RAA435-1816A-P [75435]	94-'98 Mustang, non-ABS, 3.27, posi
RAA435-1492F [73739]	87-'96 F150, non-ABS, Canadian, 2.73	RAA435-1816B [77178]	94-'98 Mustang, ABS, 3.27
RAA435-1492F-P [75177]	87-'96 F150, non-ABS, Canadian, 2.73, posi	RAA435-1816B-P [76105]	94-'98 Mustang, ABS, 3.27, posi
RAA435-1492G [76343]	87-'96 F150, non-ABS, Canadian, 3.08	RAA435-1831A [78290]	95-'01 Explorer, 3.27
RAA435-1492G-P [73931]	87-'96 F150, non-ABS, Canadian, 3.08, posi	RAA435-1831A-P [78868]	95-'01 Explorer, 3.27, posi
RAA435-1492H [77681]	93-'96 F150, non-ABS, Canadian, 3.31	RAA435-1831C [75562]	1995 Explorer, 3.55
RAA435-1492H-P [72982]	93-'96 F150, non-ABS, Canadian, 3.31, posi	RAA435-1831C-P [71009]	1995 Explorer, 3.55, posi
RAA435-1492J [75548]	87-'96 Bronco & F150, non-ABS, Canadian, 3.55	RAA435-1831D [77845]	95-'01 Explorer, 3.73
RAA435-1492J-P [73084]	87-'96 Bronco & F150, non-ABS, Canadian, 3.55, posi	RAA435-1831D-P [77028]	95-'01 Explorer, 3.73, posi
RAA435-1492K [72052]	87-'96 Bronco & F150, non-ABS, Canadian, 4.11	RAA435-1831E [74082]	95-'01 Explorer, 4.11
RAA435-1492K-P [71556]	87-'96 Bronco & F150, non-ABS, Canadian, 4.11, posi	RAA435-1831E-P [72756]	95-'01 Explorer, 4.11, posi
RAA435-1556B [73732]	91-'94 Explorer & Navajo, ABS, 3.08	RAA435-1831H [73408]	01-'02 Explorer Sport Trac, 4 door, 3.73
RAA435-1556B-P [71331]	91-'94 Explorer & Navajo, ABS, 3.08, posi	RAA435-1831H-P [78412]	01-'02 Explorer Sport Trac, 4 door, 3.73, posi
RAA435-1556G [72612]	91-'94 Explorer & Navajo, ABS, 3.27	RAA435-1831J [71886]	01-'02 Explorer Sport Trac, 4 door, 4.11
RAA435-1556G-P [77345]	91-'94 Explorer & Navajo, ABS, 3.27, posi	RAA435-1831J-P [75195]	01-'02 Explorer Sport Trac, 4 door, 4.11, posi
RAA435-1556H [78883]	91-'94 Explorer & Navajo, ABS, 3.55	RAA435-1832A [72780]	1995 Crown Victoria, ABS
RAA435-1556H-P [71236]	91-'94 Explorer & Navajo, ABS, 3.55, posi	RAA435-1832A-P [73328]	1995 Crown Victoria, ABS, posi
RAA435-1556J [76145]	91-'94 Explorer & Navajo, ABS, 3.73	RAA435-1832B [71429]	1996 Crown Victoria, ABS
RAA435-1556J-P [73342]	91-'94 Explorer & Navajo, ABS, 3.73, posi	RAA435-1832B-P [76288]	1996 Crown Victoria, ABS, posi
RAA435-1556K [76923]	91-'94 Explorer & Navajo, ABS, 4.11	RAA435-1832C [78596]	1997 Crown Victoria, ABS
RAA435-1556K-P [79222]	91-'94 Explorer & Navajo, ABS, 4.11, posi	RAA435-1832C-P [72734]	1997 Crown Victoria, ABS, posi
RAA435-1559A [70972]	90-'91 Crown Victoria, 10" drum brakes, 3.08	RAA435-1832D [73615]	1995 Crown Victoria Police, ABS
RAA435-1559A-P [74461]	90-'91 Crown Victoria, 10" drum brakes, 3.08, posi	RAA435-1832D-P [70773]	1995 Crown Victoria Police, ABS, posi
RAA435-1559B [75868]	90-'91 Crown Victoria, 11" drum brakes, 3.08	RAA435-1832E [72237]	1996 Crown Victoria Police, ABS
RAA435-1559B-P [76852]	90-'91 Crown Victoria, 11" drum brakes, 3.08, posi	RAA435-1832E-P [76224]	1996 Crown Victoria Police, ABS, posi
RAA435-1559C [79230]	1991 Crown Victoria, non-ABS, disc brakes, posi	RAA435-1832F [75725]	1997 Crown Victoria Police, ABS
RAA435-1559C-P [70816]	1991 Crown Victoria, non-ABS, disc brakes, posi	RAA435-1832F-P [71070]	1997 Crown Victoria Police, ABS, posi
RAA435-1559D [72953]	1991 Crown Victoria, ABS, disc brakes	RAA435-1885A [71463]	96-'01 Explorer & Mountaineer, 3.55
RAA435-1559D-P [74868]	1991 Crown Victoria, ABS, disc brakes, posi	RAA435-1885A-P [74483]	96-'01 Explorer & Mountaineer, 3.55, posi
RAA435-1571 [74110]	92-'94 Crown Victoria, ABS, disc brakes, 3.08	RAA435-1885B [72500]	96-'01 Explorer & Mountaineer, 3.73
RAA435-1571-P [71652]	92-'94 Crown Victoria, ABS, disc brakes, 3.08, posi	RAA435-1885B-P [76064]	96-'01 Explorer & Mountaineer, 3.73, posi
RAA435-1691 [71515]	93-'95 F150 Lightning, w/ locker, 4.10	RAA435-1885C [76111]	96-'01 Explorer & Mountaineer, 4.11
RAA435-1692A [71516]	92-'96 E150, 3.31	RAA435-1885C-P [79542]	96-'01 Explorer & Mountaineer, 4.11, posi
RAA435-1692A-P [72779]	92-'96 E150, 3.31, posi	RAA435-1893C [73800]	95-'97 Town Car
RAA435-1692B [78969]	92-'96 E150, 3.55	RAA435-1893C-P [77661]	95-'97 Town Car, posi
RAA435-1692B-P [71760]	92-'96 E150, 3.55, posi	RAA435-1901 [79096]	92-'94 Crown Victoria, ABS, drum brake
RAA435-1692C [76735]	92-'96 E150, 3.08	RAA435-1901-P [72894]	92-'94 Crown Victoria, ABS, drum brake, 3.31
RAA435-1692C-P [74341]	92-'96 E150, 3.08, posi	RAA435-1905B [78404]	97-'00 Expedition, 3.55
RAA435-1692D [76871]	97-'98 E150, 3.31	RAA435-1905B-P [77162]	97-'00 Expedition, 3.31, posi
RAA435-1692D-P [71865]	97-'98 E150, 3.31, posi	RAA435-1905C [76146]	97-'00 Expedition, 3.55
		RAA435-1905C-P [75675]	97-'00 Expedition, 3.55, posi
		RAA435-1916 [79290]	98-'02 Town Car, 3.55

Continued on next page



Ford 8.8" (Cont.)

AXLE ASSEMBLIES

PART #	Description	PART #	Description
RAA435-1916-P [73031]	98-'02 Town Car, 3.55, posi	RAA435-2026B [72590]	2000 F150, rear disc, 3.08
RAA435-1917A [76324]	98-'00 Crown Victoria	RAA435-2026B-P [78554]	2000 F150, rear disc, 3.08, posi
RAA435-1917A-P [78468]	98-'00 Crown Victoria, posi	RAA435-2026C [72116]	2000 F150, rear drum, 3.31
RAA435-1917B [75536]	98-'00 Crown Victoria, non-ABS	RAA435-2026C-P [70017]	2000 F150, rear drum, 3.31, posi
RAA435-1917B-P [75782]	98-'00 Crown Victoria, non-ABS, posi	RAA435-2026D [75973]	2000 F150, rear disc, 3.31
RAA435-1917C [74161]	01-'02 Crown Victoria, ABS, w/ handling package	RAA435-2026D-P [74365]	2000 F150, rear disc, 3.31, posi
RAA435-1917C-P [76759]	01-'02 Crown Victoria, ABS, w/ handling package, posi	RAA435-2026E [72769]	2000 F150, rear drum, 3.55
RAA435-1917D [74598]	01-'02 Crown Victoria, ABS, w/o handling package	RAA435-2026E-P [78914]	2000 F150, rear drum, 3.55, posi
RAA435-1917D-P [70775]	01-'02 Crown Victoria, ABS, w/o handling package, posi	RAA435-2026F [76946]	2000 F150, rear disc, 3.55
RAA435-1917E [72042]	01-'02 Crown Victoria, non-ABS, w/ handling package	RAA435-2026F-P [73449]	2000 F150, rear disc, 3.55, posi
RAA435-1917E-P [79368]	01-'02 Crown Victoria, non-ABS, w/ handling package, posi	RAA435-2026G [74861]	2000 F150, rear drum, 4.11
RAA435-1917F [71315]	01-'02 Crown Victoria, non-ABS, w/o handling package	RAA435-2026G-P [75448]	2000 F150, rear drum, 4.11, posi
RAA435-1917F-P [76314]	01-'02 Crown Victoria, non-ABS, w/o handling package, posi	RAA435-2026H [79013]	2000 F150, rear disc, 4.11
RAA435-1918A [72926]	98-'00 Crown Victoria Police, ABS, 3.55	RAA435-2026H-P [72393]	2000 F150, rear disc, 4.11, posi
RAA435-1918A-P [71899]	98-'00 Crown Victoria Police, ABS, 3.55, posi	RAA435-2027A [74986]	00-'02 Expedition, 14mm studs, 3.31
RAA435-1918B [74292]	98-'00 Crown Victoria Police, non-ABS, 3.55	RAA435-2027A-P [73480]	00-'02 Expedition, 14mm studs, 3.31, posi
RAA435-1918B-P [77470]	98-'00 Crown Victoria Police, non-ABS, 3.55, posi	RAA435-2027B [72695]	00-'02 Expedition, 14mm studs, 3.55
RAA435-1918C [75676]	01-'02 Crown Victoria Police, ABS, 3.27	RAA435-2027B-P [72931]	00-'02 Expedition, 14mm studs, 3.55, posi
RAA435-1918C-P [71703]	01-'02 Crown Victoria Police, ABS, 3.27, posi	RAA435-2028A [76736]	2000 F150, rear drum, 4.11
RAA435-1931A [74908]	1998 Ranger, 9" drum brakes, 3.55	RAA435-2028A-P [72790]	2000 F150, rear drum, 4.11, posi
RAA435-1931A-P [74422]	1998 Ranger, 9" drum brakes, 3.55, posi	RAA435-2028B [79307]	2000 F150, rear disc, 4.11
RAA435-1931B [70978]	1998 Ranger, 10" drum brakes, 4.11	RAA435-2028B-P [74428]	2000 F150, rear disc, 4.11, posi
RAA435-1931B-P [75847]	1998 Ranger, 10" drum brakes, 4.11, posi	RAA435-2034A [74436]	97-'99 F150, rear drum, 3.08
RAA435-1931C [79633]	99-'05 Ranger, 9" drum brakes, 3.55	RAA435-2034A-P [75480]	97-'99 F150, rear drum, 3.08, posi
RAA435-1931C-P [79148]	99-'05 Ranger, 9" drum brakes, 3.55, posi	RAA435-2034B [76159]	97-'99 F150, rear disc, 3.08
RAA435-1931D [79373]	99-'05 Ranger, 10" drum brakes, 4.11	RAA435-2034B-P [75137]	97-'99 F150, rear disc, 3.08, posi
RAA435-1931D-P [77536]	99-'05 Ranger, 10" drum brakes, 4.11, posi	RAA435-2034C [73471]	97-'99 F150, rear drum, 3.55
RAA435-1931E [73248]	1998 Ranger, 9" drum brakes, 3.73	RAA435-2034C-P [73224]	97-'99 F150, rear drum, 3.55, posi
RAA435-1931E-P [74068]	1998 Ranger, 9" drum brakes, 3.73, posi	RAA435-2034D [74019]	97-'00 F150, rear disc, 3.55
RAA435-1931F [76670]	1998 Ranger, 10" drum brakes, 3.73	RAA435-2034D-P [77034]	97-'00 F150, rear disc, 3.55, posi
RAA435-1931F-P [71277]	1998 Ranger, 10" drum brakes, 3.73, posi	RAA435-2034E [70211]	97-'99 F150, rear drum, 3.31
RAA435-1931G [70409]	99-'05 Ranger, 9" drum brakes, 3.73	RAA435-2034E-P [76676]	97-'99 F150, rear drum, 3.31, posi
RAA435-1931G-P [79036]	99-'05 Ranger, 9" drum brakes, 3.73, posi	RAA435-2034F [79183]	97-'99 F150, rear disc, 3.31
RAA435-1931H [70249]	99-'05 Ranger, 10" drum brakes, 3.73	RAA435-2034F-P [76678]	97-'99 F150, rear disc, 3.31, posi
RAA435-1931H-P [74303]	99-'05 Ranger, 10" drum brakes, 3.73, posi	RAA435-2034G [75403]	97-'99 F150, rear drum, 4.11
RAA435-1931J [74568]	99-'05 Ranger, 9" drum brakes, 4.11	RAA435-2034G-P [76737]	97-'99 F150, rear drum, 4.11, posi
RAA435-1931J-P [72359]	99-'05 Ranger, 9" drum brakes, 4.11, posi	RAA435-2034H [75871]	97-'99 F150, rear disc, 4.11
RAA435-1931K [78377]	99-'05 Ranger, 10" drum brakes, 4.11	RAA435-2034H-P [79699]	97-'99 F150, rear disc, 4.11, posi
RAA435-1931K-P [70393]	99-'05 Ranger, 10" drum brakes, 4.11, posi	RAA435-2035 [77937]	1998 F150, rear drum, 3.73
RAA435-1931M [75658]	99-'05 Ranger, 10" drum brakes, 4.11, posi	RAA435-2035-P [75819]	1998 F150, rear drum, 3.73, posi
RAA435-1949A [79012]	04-'03 Ranger, 10" drum brakes, 4.11	RAA435-2036A [77283]	99-'00 F150, rear drum, 3.08
RAA435-1949A-P [75009]	04-'03 Ranger, 10" drum brakes, 4.11, posi	RAA435-2036A-P [77735]	99-'00 F150, rear drum, 3.08, posi
RAA435-1949B [70035]	98-'08 Ranger, 10" drum brakes, 4.56	RAA435-2036B [72480]	99-'00 F150, rear disc, 3.08
RAA435-1949B-P [77778]	98-'08 Ranger, 10" drum brakes, 4.56, posi	RAA435-2036B-P [74251]	99-'00 F150, rear disc, 3.08, posi
RAA435-1962A [73470]	99-'04 Mustang GT, ABS, 3.27	RAA435-2036C [78699]	99-'00 F150, rear drum, 3.31
RAA435-1962A-P [75479]	99-'04 Mustang GT, non-ABS, 3.27	RAA435-2036C-P [73157]	99-'00 F150, rear drum, 3.31, posi
RAA435-1962C [75595]	03-'04 Mustang GT, non-ABS, 3.27	RAA435-2036D [76517]	99-'00 F150, rear disc, 3.31
RAA435-1962C-P [75221]	03-'04 Mustang GT, non-ABS, 3.27, posi	RAA435-2036D-P [71061]	99-'00 F150, rear disc, 3.31, posi
RAA435-1962D [72078]	03-'04 Mustang Mach 1, ABS, 3.55	RAA435-2036E [70526]	99-'00 F150, rear drum, 3.55
RAA435-1962D-P [77292]	03-'04 Mustang Mach 1, ABS, 3.55, posi	RAA435-2036E-P [72718]	99-'00 F150, rear drum, 3.55, posi
RAA435-2025A [73988]	2000 F150, rear drum, 3.08	RAA435-2036F [76802]	99-'00 F150, rear disc, 3.55
RAA435-2025A-P [73594]	2000 F150, rear drum, 3.08, posi	RAA435-2036F-P [77138]	99-'00 F150, rear disc, 3.55, posi
RAA435-2025B [76584]	2000 F150, rear disc, 3.08	RAA435-2037A [76244]	99-'00 F150, rear drum, 3.08
RAA435-2025B-P [78291]	2000 F150, rear disc, 3.08, posi	RAA435-2037A-P [77197]	99-'00 F150, rear drum, 3.08, posi
RAA435-2025C [72965]	2000 F150, rear drum, 3.31	RAA435-2037B [70295]	99-'00 F150, rear disc, 3.08
RAA435-2025C-P [77880]	2000 F150, rear drum, 3.31, posi	RAA435-2037B-P [71879]	99-'00 F150, rear disc, 3.08, posi
RAA435-2025D [74418]	00-'04 F150, rear disc, 3.31	RAA435-2037C [78951]	99-'00 F150, rear drum, 3.31
RAA435-2025D-P [77552]	00-'04 F150, rear disc, 3.31, posi	RAA435-2037C-P [76272]	99-'00 F150, rear drum, 3.31, posi
RAA435-2025E [70915]	2000 F150, rear disc, 3.55	RAA435-2037D [72983]	99-'00 F150, rear disc, 3.31
RAA435-2025E-P [75015]	2000 F150, rear disc, 3.55, posi	RAA435-2037D-P [72464]	99-'00 F150, rear disc, 3.31, posi
RAA435-2025F [77105]	00-'04 F150, rear disc, 3.55	RAA435-2037E [70694]	99-'00 F150, rear drum, 3.55
RAA435-2025F-P [78172]	00-'04 F150, rear disc, 3.55, posi	RAA435-2037E-P [74170]	99-'00 F150, rear drum, 3.55, posi
RAA435-2026A [79452]	2000 F150, rear drum, 3.08	RAA435-2037F [74501]	99-'00 F150, rear disc, 3.55
RAA435-2026A-P [74639]	2000 F150, rear drum, 3.08, posi	RAA435-2037F-P [72629]	99-'00 F150, rear disc, 3.55, posi
		RAA435-2038A [73158]	2000 F150, rear drum, 3.08
		RAA435-2038A-P [72887]	2000 F150, rear drum, 3.08, posi
		RAA435-2038B [79022]	2000 F150, rear disc, 3.08
		RAA435-2038B-P [76260]	2000 F150, rear disc, 3.08, posi

Continued on next page

Ford 8.8" (Cont.)

PART #	Description	PART #	Description
RAA435-2038C [79529]	2000 F150, rear drum, 3.31	RAA435-2164C [72268]	03-'04 Crown Victoria, ABS, 3.55
RAA435-2038C-P [79709]	2000 F150, rear drum, 3.31, posi	RAA435-2164C-P [74750]	03-'04 Crown Victoria, ABS, 3.55, posi
RAA435-2038D [77029]	2000 F150, rear disc, 3.31	RAA435-2164D [76115]	03-'05 Town Car, ABS, 3.27
RAA435-2038D-P [70098]	2000 F150, rear disc, 3.31, posi	RAA435-2164D-P [77868]	03-'05 Town Car, ABS, 3.27, posi
RAA435-2038E [76219]	2000 F150, rear drum, 3.55	RAA435-2164E [76245]	03-'05 Town Car, ABS, 3.55
RAA435-2038E-P [77265]	2000 F150, rear drum, 3.55, posi	RAA435-2164E-P [77545]	03-'05 Town Car, ABS, 3.55, posi
RAA435-2038F [73619]	2000 F150, rear disc, 3.55	RAA435-2164F [70296]	2005 Crown Victoria, ABS, 3.55
RAA435-2038F-P [75512]	2000 F150, rear disc, 3.55, posi	RAA435-2164F-P [78190]	2005 Crown Victoria, ABS, 3.55, posi
RAA435-2050 [77852]	00-'02 E150, 3.55	RAA435-2165 [71430]	03-'11 Town Car limo, 3.55
RAA435-2050-P [76827]	00-'02 E150, 3.55, posi	RAA435-2165-P [78634]	03-'11 Town Car limo, 3.55, posi
RAA435-2074A [77423]	2000 F150, rear drum, 3.55	RAA435-2181A [73697]	02-'03 E150, drum brake, 3.55
RAA435-2074A-P [78690]	2000 F150, rear drum, 3.55, posi	RAA435-2181A-P [73021]	02-'03 E150, drum brake, 3.55, posi
RAA435-2074B [71165]	2000 F150, rear disc, 3.55	RAA435-2181B [73010]	02-'03 E150, disc brake, 3.55
RAA435-2074B-P [71287]	2000 F150, rear disc, 3.55, posi	RAA435-2181B-P [73059]	02-'03 E150, disc brake, 3.55, posi
RAA435-2074C [74619]	2000 F150, rear drum, 4.11	RAA435-2208A [75989]	04-'05 F150, disc brake, 3.31
RAA435-2074C-P [71166]	2000 F150, rear drum, 4.11, posi	RAA435-2208A-P [74980]	04-'05 F150, disc brake, 3.31, posi
RAA435-2074D [78098]	2000 F150, rear disc, 4.11	RAA435-2208B [79149]	04-'05 F150, disc brake, 3.55
RAA435-2074D-P [76651]	2000 F150, rear disc, 4.11, posi	RAA435-2208B-P [73975]	04-'05 F150, disc brake, 3.55, posi
RAA435-2076 [79544]	01-'02 E150, 3.55	RAA435-2208C [71984]	04-'05 F150, disc brake, 3.73
RAA435-2076-P [76249]	01-'02 E150, 3.55, posi	RAA435-2208C-P [71637]	04-'05 F150, disc brake, 3.73, posi
RAA435-2101A [71882]	83-'86 F150, 2.47	RAA435-2211A [78996]	03-'05 Explorer, 3.73
RAA435-2101A-P [73504]	83-'86 F150, 2.47, posi	RAA435-2211A-P [75220]	03-'05 Explorer, 3.73, posi
RAA435-2101B [76034]	83-'86 F150, 2.73	RAA435-2211B [72741]	03-'05 Explorer, 4.11
RAA435-2101B-P [70893]	83-'86 F150, 2.73, posi	RAA435-2211B-P [74609]	03-'05 Explorer, 4.11, posi
RAA435-2101C [74630]	83-'86 F150, 3.08	RAA435-2244A [76383]	05-'10 Mustang, ABS, 3.31
RAA435-2101C-P [72908]	83-'86 F150, 3.08, posi	RAA435-2244A-P [75957]	05-'10 Mustang, ABS, 3.31, posi
RAA435-2101D [71440]	83-'86 F150, 3.55	RAA435-2244B [72531]	05-'10 Mustang, ABS, 3.55
RAA435-2101D-P [71742]	83-'86 F150, 3.55, posi	RAA435-2244B-P [77383]	05-'10 Mustang, ABS, 3.55, posi
RAA435-2101E [70135]	83-'86 F150, 4.11	RAA435-2244C [73004]	05-'10 Mustang Shelby, 3.31
RAA435-2101E-P [72470]	83-'86 F150, 4.11, posi	RAA435-2244C-P [78754]	05-'10 Mustang Shelby, 3.31, posi
RAA435-210A [71194]	09-'13 F150, 3.55	RAA435-2244D [78932]	05-'10 Mustang, 3.73
RAA435-210A-P [76998]	09-'13 F150, 3.55, posi	RAA435-2244D-P [77485]	05-'10 Mustang, 3.73, posi
RAA435-210B [77172]	09-'13 F150, 3.73	RAA435-240A [78435]	10-'11 Ranger, rear disc, 3.55
RAA435-210B-P [71278]	09-'13 F150, 3.73, posi	RAA435-240A-P [73669]	10-'11 Ranger, rear disc, 3.55, posi
RAA435-210C [77594]	09-'13 F150, 3.31	RAA435-240B [74620]	10-'11 Ranger, rear disc, 3.73
RAA435-210C-P [70036]	09-'13 F150, 3.31, posi	RAA435-240B-P [71424]	10-'11 Ranger, rear disc, 3.73, posi
RAA435-210D [73757]	09-'14 F150, 3.55	RAA435-240C [75726]	10-'11 Ranger, rear disc, 4.11
RAA435-210D-P [73185]	09-'14 F150, 3.55, posi	RAA435-240C-P [70897]	10-'11 Ranger, rear disc, 4.11, posi
RAA435-210E [72932]	09-'14 F150, 3.73	RAA435-276C [70699]	11-'14 Mustang, 3.73
RAA435-210E-P [71894]	09-'14 F150, 3.73, posi	RAA435-276C-P [76431]	11-'14 Mustang, 3.73, posi
RAA435-210F [78910]	09-'14 F150, 3.31	RAA435-276D [76672]	11-'14 Mustang, 2.73
RAA435-210F-P [73937]	09-'14 F150, 3.31, posi	RAA435-276D-P [71249]	11-'14 Mustang, 2.73, posi
RAA435-2164A [74411]	03-'05 Crown Victoria, ABS, 2.73	RAA435-276E [72634]	11-'14 Mustang, 3.15
RAA435-2164A-P [70205]	03-'05 Crown Victoria, ABS, 2.73, posi	RAA435-276E-P [75974]	11-'14 Mustang, 3.15, posi
RAA435-2164B [78206]	03-'11 Crown Victoria, ABS, 3.27	RAA435-276F [79374]	11-'14 Mustang, 3.73
RAA435-2164B-P [73974]	03-'11 Crown Victoria, ABS, 3.27, posi	RAA435-276F-P [76897]	11-'14 Mustang, 3.73, posi

Ford 8.8IFS

PART #	Description	PART #	Description
RAA440-116A [71728]	06-'08 F150, 3.55	RAA440-1382 [71288]	03-'05 Expedition, 3.73
RAA440-116B [74179]	06-'08 F150, 3.73	RAA440-1382-P [71718]	03-'05 Expedition, 3.73, posi
RAA440-116C [77406]	06-'08 F150, 4.11	RAA440-195A [73506]	09-'12 F150, Expedition & Navigator, 3.31
RAA440-133A [76590]	07-'08 Expedition, 3.31	RAA440-195B [73355]	09-'12 F150, Expedition & Navigator, 3.55
RAA440-133B [74218]	07-'08 Expedition, 3.91	RAA440-195C [79265]	09-'12 F150, Expedition & Navigator, 3.73
RAA440-1347 [78213]	99-'01 Mustang Cobra, 3.27, posi	RAA440-195D [75465]	09-'12 F150, Expedition & Navigator, 4.11
RAA440-1350A [75269]	97-'98 F150, vacuum assist, 3.08	RAA440-235A [79532]	11-'14 F150, 4.11, posi
RAA440-1350B [79091]	97-'04 F150, 3.31	RAA440-235B [79098]	11-'14 F150 Raptor, 4.11, pos
RAA440-1350C [76791]	97-'04 F150, 3.55	RAA440-1384A [79537]	02-'05 Expedition, 3.27
RAA440-1350D [70802]	97-'04 F150, 3.73	RAA440-1384A-P [77466]	02-'05 Expedition, 3.27, posi
RAA440-1350E [71044]	97-'02 Expedition, non-vacuum assist, 3.31	RAA440-1384B [79072]	02-'05 Expedition, 3.55
RAA440-1350F [73560]	97-'02 Expedition, non-vacuum assist, 3.55	RAA440-1384B-P [73622]	02-'05 Expedition, 3.55, posi
RAA440-1350G [70025]	97-'02 Expedition, non-vacuum assist, 3.73	RAA440-1384C [75568]	02-'05 Expedition, 3.73
RAA440-1381A [74141]	04-'05 F150, 3.55	RAA440-1384D [77591]	02-'05 Expedition, 3.73, posi
RAA440-1381B [77871]	04-'05 F150, 3.73	RAA440-1386 [74350]	03-'04 Mustang, 3.55
RAA440-1381C [75584]	04-'05 F150, 4.11		

Ford 8.8IRS Rear

PART #	Description	PART #	Description
RAA440-117A [76486]	06-'07 Explorer, 3.55	RAA440-121A [74988]	07-'10 Explorer, 3.55
RAA440-117A-P [73963]	06-'07 Explorer, 3.55, posi	RAA440-121A-P [71524]	07-'10 Explorer, 3.55, posi
RAA440-117B [73691]	06-'07 Explorer, 3.73	RAA440-121B [72697]	07-'10 Explorer, 3.73
RAA440-117B-P [78649]	06-'07 Explorer, 3.73, posi	RAA440-121B-P [70488]	07-'10 Explorer, 3.73, posi

Ford 9.75"

PART #	Description	PART #	Description
RAA435-111A [78433]	07-'08 F150, 3.55	RAA435-2029A [73169]	97-'99 F150, rear drum, 3.55
RAA435-111A-P [72999]	07-'08 F150, 3.55, posi	RAA435-2029A-P [79021]	97-'99 F150, rear drum, 3.55, posi
RAA435-111B [79162]	07-'08 F150, 3.55	RAA435-2029B [79462]	98-'99 F150, rear disc, 3.55
RAA435-111B-P [71568]	07-'08 F150, 3.55, posi	RAA435-2029B-P [79181]	98-'99 F150, rear disc, 3.55, posi
RAA435-111C [73206]	07-'08 F150, 3.73	RAA435-2029C [70448]	98-'99 F150, rear drum, 3.73
RAA435-111C-P [75845]	07-'08 F150, 3.73, posi	RAA435-2029C-P [76380]	98-'99 F150, rear drum, 3.73, posi
RAA435-115A [74900]	04-'06 E150, 3.55	RAA435-2029D [76711]	1999 F150, rear disc, 3.73
RAA435-115A-P [73156]	04-'06 E150, 3.55, posi	RAA435-2029D-P [71809]	1999 F150, rear disc, 3.73, posi
RAA435-115B [73869]	04-'06 E150, 3.73	RAA435-2031A [71615]	1999 F150, rear drum, 3.55
RAA435-115B-P [70466]	04-'06 E150, 3.73, posi	RAA435-2031A-P [72240]	1999 F150, rear drum, 3.55, posi
RAA435-1886 [73144]	97-'00 E150, 3.55	RAA435-2031B [75394]	1999 F150, rear disc, 3.55
RAA435-1886-P [78282]	97-'00 E150, 3.55, posi	RAA435-2031B-P [71270]	1999 F150, rear disc, 3.55, posi
RAA435-1906A [72633]	97-'98 Expedition, 3.31	RAA435-2031C [78604]	1999 F150, rear drum, 3.73
RAA435-1906A-P [74083]	97-'98 Expedition, 3.31, posi	RAA435-2031C-P [78140]	1999 F150, rear drum, 3.73, posi
RAA435-1906B [75275]	98-'99 Expedition, 3.31	RAA435-2031D [71423]	1999 F150, rear disc, 3.73
RAA435-1906B-P [71219]	98-'99 Expedition, 3.31, posi	RAA435-2031D-P [79362]	1999 F150, rear disc, 3.73, posi
RAA435-1906C [76008]	97-'98 Expedition, 3.73	RAA435-2032A [71220]	99-'00 F150, rear drum, 3.31
RAA435-1906C-P [76837]	97-'98 Expedition, 3.73, posi	RAA435-2032A-P [79182]	99-'00 F150, rear drum, 3.31, posi
RAA435-1906D [71299]	98-'99 Expedition, 3.73	RAA435-2032B [77184]	99-'00 F150, rear disc, 3.31
RAA435-1906D-P [72658]	98-'99 Expedition, 3.73, posi	RAA435-2032B-P [78383]	99-'00 F150, rear disc, 3.31, posi
RAA435-1906E [77123]	1999 Expedition, 3.55	RAA435-2032C [72714]	99-'00 F150, rear drum, 3.55
RAA435-1906E-P [72659]	1999 Expedition, 3.55, posi	RAA435-2032C-P [74574]	99-'00 F150, rear drum, 3.55, posi
RAA435-2019A [76102]	2000 F150, drum brake, 3.55	RAA435-2032D [70148]	99-'00 F150, rear disc, 3.55
RAA435-2019A-P [72215]	2000 F150, drum brake, 3.55, posi	RAA435-2032D-P [77936]	99-'00 F150, rear disc, 3.55, posi
RAA435-2019B [78329]	2000 F150, disc brake, 3.55	RAA435-2032E [76467]	99-'00 F150, rear drum, 3.73
RAA435-2019B-P [70273]	2000 F150, disc brake, 3.55, posi	RAA435-2032E-P [78118]	99-'00 F150, rear drum, 3.73, posi
RAA435-2019C [78143]	2000 F150, disc brake, 3.73	RAA435-2032F [78950]	99-'00 F150, rear drum, 3.73
RAA435-2019C-P [73778]	2000 F150, disc brake, 3.73, posi	RAA435-2032F-P [77276]	99-'00 F150, rear drum, 3.73, posi
RAA435-2021A [71390]	2000 F150, rear drum, stepped housing, 3.55	RAA435-2033A [77996]	97-'99 F150, rear drum, 3.08
RAA435-2021A-P [74742]	2000 F150, rear drum, stepped housing, 3.55, posi	RAA435-2033A-P [72142]	97-'99 F150, rear drum, 3.08, posi
RAA435-2021B [77629]	00-'04 F150, rear disc, stepped housing, 3.31	RAA435-2033B [76671]	97-'99 F150, rear disc, 3.08
RAA435-2021B-P [71016]	00-'04 F150, rear disc, stepped housing, 3.31, posi	RAA435-2033B-P [70733]	97-'99 F150, rear disc, 3.08, posi
RAA435-2021C [78957]	2000 F150, rear drum, stepped housing, 3.55	RAA435-2039A [73277]	00-'02 Expedition, 14mm studs, 3.31
RAA435-2021C-P [75276]	2000 F150, rear drum, stepped housing, 3.55, posi	RAA435-2039A-P [72211]	00-'02 Expedition, 14mm studs, 3.31, posi
RAA435-2021D [75475]	00-'04 F150, rear disc, stepped housing, 3.55	RAA435-2039B [76903]	00-'02 Expedition, 14mm studs, 3.55
RAA435-2021D-P [76821]	00-'04 F150, rear disc, stepped housing, 3.55, posi	RAA435-2039B-P [78302]	99-'02 Expedition, 14mm studs, 3.55, posi
RAA435-2021E [75619]	2000 F150, rear drum, stepped housing, 3.73	RAA435-2039C [79126]	99-'02 Expedition, 14mm studs, 3.73
RAA435-2021E-P [75066]	2000 F150, rear drum, stepped housing, 3.73, posi	RAA435-2039C-P [78338]	99-'02 Expedition, 14mm studs, 3.73, posi
RAA435-2021F [73329]	00-'04 F150, rear disc, stepped housing, 3.73	RAA435-2040A [78832]	99-'02 Expedition, 14mm studs, 3.31
RAA435-2021F-P [75812]	00-'04 F150, rear disc, stepped housing, 3.73, posi	RAA435-2040A-P [76166]	99-'02 Expedition, 14mm studs, 3.31, posi
RAA435-2021G [72216]	2000 F150, drum brake, 3.55	RAA435-2040B [75936]	99-'02 Expedition, 14mm studs, 3.55
RAA435-2021H [77978]	00-'03 F150, rear disc, 3.55	RAA435-2040B-P [70410]	99-'02 Expedition, 14mm studs, 3.55, posi
RAA435-2021H-P [71671]	00-'03 F150, rear disc, 3.55, posi	RAA435-2040C [72418]	99-'00 Expedition, 12mm studs, 3.73
RAA435-2021J [73910]	00-'03 F150, rear disc, 3.73	RAA435-2051A [71185]	99-'02 E150, 3.55
RAA435-2021J-P [71752]	00-'03 F150, rear disc, 3.73, posi	RAA435-2051A-P [74696]	99-'02 E150, 3.55, posi
RAA435-2022A [74076]	2000 F150, rear drum, 3.55	RAA435-2051B [77163]	99-'02 E150, 3.55
RAA435-2022A-P [70375]	2000 F150, rear drum, 3.55, posi	RAA435-2051B-P [79102]	99-'02 E150, 3.55, posi
RAA435-2022B [73634]	00-'03 F150, rear disc, 3.55	RAA435-2051C [78162]	99-'02 E150, 3.55
RAA435-2022B-P [77526]	00-'03 F150, rear disc, 3.55, posi	RAA435-2051C-P [70009]	99-'02 E150, 3.55, posi
RAA435-2023A [74852]	1999 F150, rear drum, 3.55	RAA435-2075 [73635]	01-'04 F150 Lightning, 3.73
RAA435-2023A-P [72501]	1999 F150, rear drum, 3.55, posi	RAA435-2075-P [74390]	01-'04 F150 Lightning, 3.73, posi
RAA435-2023B [70170]	1999 F150, rear disc, 3.55	RAA435-211A [79390]	09-'11 F150, 6 lug, w/ electric locker, 3.73
RAA435-2023B-P [72613]	1999 F150, rear disc, 3.55, posi	RAA435-211B [77164]	2011 F150, 6 lug, w/ electric locker, 4.11
RAA435-2024A [73764]	2000 F150, rear drum, 3.31	RAA435-211C [76706]	12-'14 F150, 6 lug, w/ electric locker, 3.15
RAA435-2024A-P [70111]	2000 F150, rear drum, 3.31, posi	RAA435-211D [70726]	12-'14 F150, 6 lug, w/ electric locker, 3.31
RAA435-2024B [78808]	2000 F150, rear disc, 3.31	RAA435-211E [71450]	12-'14 F150, 6 lug, w/ electric locker, 3.55
RAA435-2024B-P [72713]	2000 F150, rear disc, 3.31, posi	RAA435-211F [75247]	12-'14 F150, 6 lug, w/ electric locker, 3.73
RAA435-2024C [73467]	2000 F150, rear drum, 3.55	RAA435-211G [76035]	12-'14 F150, 6 lug, w/ electric locker, 4.11
RAA435-2024C-P [79508]	2000 F150, rear drum, 3.55, posi	RAA435-212A [72992]	09-'11 F150, 6 lug, 3.15
RAA435-2024D [77326]	2000 F150, rear disc, 3.55	RAA435-212A-P [78670]	09-'11 F150, 6 lug, 3.15, posi
RAA435-2024D-P [71171]	2000 F150, rear disc, 3.55, posi	RAA435-212B [78942]	09-'11 F150, 6 lug, 3.31
RAA435-2024E [70725]	2000 F150, rear drum, 3.73	RAA435-212B-P [78405]	09-'11 F150, 6 lug, 3.31, posi
RAA435-2024E-P [74812]	2000 F150, rear drum, 3.73, posi	RAA435-212C [78791]	09-'11 F150, 6 lug, 3.55
RAA435-2024F [79383]	2000 F150, rear disc, 3.73	RAA435-212C-P [73747]	09-'11 F150, 6 lug, 3.55, posi
RAA435-2024F-P [72589]	2000 F150, rear disc, 3.73, posi	RAA435-212D [70123]	09-'11 F150, 6 lug, 3.73

Continued on next page

Ford 9.75" (Cont.)

PART #	Description	PART #	Description
RAA435-212D-P [70405]	09-'11 F150, 6 lug, 3.73, posi	RAA435-213A-P [72285]	09-'11 F150, 7 lug, 3.73, posi
RAA435-212E [75956]	09-'11 F150, 6 lug, 4.11	RAA435-213B [72402]	12-'14 F150, 7 lug, 3.73
RAA435-212E-P [78662]	09-'11 F150, 6 lug, 4.11, posi	RAA435-213B-P [77139]	12-'14 F150, 7 lug, 3.73, posi
RAA435-212F [72223]	12-'13 F150, 6 lug, 3.15	RAA435-2175A [75213]	02-'03 E150, drum brake, 3.55
RAA435-212F-P [74201]	12-'13 F150, 6 lug, 3.15, posi	RAA435-2175A-P [78920]	02-'03 E150, drum brake, 3.55, posi
RAA435-212G [78111]	12-'13 F150, 6 lug, 3.31	RAA435-2175B [70535]	02-'03 E150, disc brake, 3.55
RAA435-212G-P [75760]	12-'13 F150, 6 lug, 3.31, posi	RAA435-2175B-P [77704]	02-'03 E150, disc brake, 3.55, posi
RAA435-212H [74346]	12-'13 F150, 6 lug, 3.55	RAA435-2209A [75219]	04-'05 F150, disc brake, 3.31
RAA435-212H-P [76959]	12-'13 F150, 6 lug, 3.55, posi	RAA435-2209A-P [74700]	04-'05 F150, disc brake, 3.31, posi
RAA435-212J [75239]	12-'13 F150, 6 lug, 3.73	RAA435-2209B [71705]	04-'05 F150, disc brake, 3.55
RAA435-212J-P [78008]	12-'13 F150, 6 lug, 3.73, posi	RAA435-2209B-P [75449]	04-'05 F150, disc brake, 3.55, posi
RAA435-212K [76334]	12-'13 F150, 6 lug, 4.11	RAA435-2209C [71867]	04-'05 F150, disc brake, 3.73
RAA435-212K-P [75596]	12-'13 F150, 6 lug, 4.11, posi	RAA435-2209C-P [71412]	04-'05 F150, disc brake, 3.73, posi
RAA435-213A [74407]	09-'11 F150, 7 lug, 3.73	RAA435-253 [74237]	2010 F150 Raptor, electric locker, 4.11
		RAA435-278B [70258]	11-'14 F150 Raptor, electric locker, 4.11

Ford 9.75IRS

PART #	Description	PART #	Description
RAA440-135A [74473]	07-'10 Expedition, 3.31	RAA440-135B [76524]	07-'10 Expedition, 3.73
RAA440-135A-P [74650]	07-'10 Expedition, 3.31, posi	RAA440-135B-P [70646]	07-'10 Expedition, 3.73, posi

Ford 9.75IRS

PART #	Description	PART #	Description
RAA440-1383A [74755]	2005 Expedition, 3.73	RAA440-1383C [71447]	2005 Expedition, 3.73
RAA440-1383A-P [72281]	2005 Expedition, 3.73, posi	RAA440-1383C-P [75904]	2005 Expedition, 3.73, posi
RAA440-1383B [77401]	03-'05 Expedition, 3.73	RAA440-1383D [76527]	2005 Expedition, 3.31
RAA440-1383B-P [79212]	03-'05 Expedition, 3.73, posi	RAA440-1383D-P [78421]	2005 Expedition, 3.31, posi

Ford 10.25"

PART #	Description	PART #	Description
RAA435-1445B [71532]	85-'86 SRW, 3.55	RAA435-1497A-P [72348]	87-'97 F350, DRW, 3.55, posi
RAA435-1445B-P [76583]	85-'86 SRW, 3.55, posi	RAA435-1497B [79437]	87-'97 F350, DRW, 4.11
RAA435-1448A [76043]	85-'86 F250, semi float, 3.55	RAA435-1497B-P [71422]	87-'97 F350, DRW, 4.11, posi
RAA435-1448A-P [76951]	85-'86 F250, semi float, 3.55, posi	RAA435-1498A [78142]	87-'97 F350, DRW, non-ABS, cab chassis, 3.55
RAA435-1495A [74740]	87-'97 F250 & F350, SRW, ABS, full float, 3.55	RAA435-1498A-P [72952]	87-'97 F350, DRW, non-ABS, cab chassis, 3.55, posi
RAA435-1495A-P [71462]	87-'97 F250 & F350, SRW, ABS, full float, 3.55, posi	RAA435-1498B [78737]	87-'97 F350, DRW, ABS, cab chassis, 3.55
RAA435-1495B [78221]	87-'88 F250, ABS, full float, 3.73	RAA435-1498B-P [76799]	87-'97 F350, DRW, ABS, cab chassis, 3.55, posi
RAA435-1495B-P [70885]	87-'88 F250, ABS, full float, 3.73, posi	RAA435-1498C [70384]	87-'97 F350, DRW, non-ABS, cab chassis, 4.11
RAA435-1495C [76928]	87-'97 F250 & F350, SRW, ABS, full float, 4.11	RAA435-1498C-P [78514]	87-'97 F350, DRW, non-ABS, cab chassis, 4.11, posi
RAA435-1495C-P [77338]	87-'97 F250 & F350, SRW, ABS, full float, 4.11, posi	RAA435-1498D [77431]	87-'97 F350, DRW, ABS, cab chassis, 4.11
RAA435-1496A [72542]	87-'97 F250, ABS, semi-float, 3.55	RAA435-1498D-P [73468]	87-'97 F350, DRW, ABS, cab chassis, 4.11, posi
RAA435-1496A-P [73098]	87-'97 F250, ABS, semi-float, 3.55, posi	RAA435-1982A [76200]	97-'99 F250, drum brakes, 3.31
RAA435-1496B [79460]	87-'97 F250, ABS, semi-float, 4.11	RAA435-1982A-P [76971]	97-'99 F250, drum brakes, 3.31, posi
RAA435-1496B-P [72391]	87-'97 F250, ABS, semi-float, 4.11, posi	RAA435-1982B [78434]	97-'99 F250, drum brakes, 3.73
RAA435-1496C [72306]	87-'93 F250, non-ABS, semi-float, 3.55	RAA435-1982B-P [71933]	97-'99 F250, drum brakes, 3.73, posi
RAA435-1496C-P [73052]	87-'93 F250, non-ABS, semi-float, 3.55, posi	RAA435-1982C [74617]	97-'99 F250, disc brakes, 3.31
RAA435-1496D [73053]	87-'93 F250, non-ABS, semi-float, 4.11	RAA435-1982C-P [74508]	97-'99 F250, disc brakes, 3.31, posi
RAA435-1496D-P [73075]	87-'93 F250, non-ABS, semi-float, 4.11, posi	RAA435-1982D [76997]	97-'99 F250, disc brakes, 3.73
RAA435-1496E [76589]	87-'89 F250, ABS, semi-float, 3.73	RAA435-2020 [76225]	00-'04 F150, 3.73
RAA435-1496E-P [71098]	87-'89 F250, ABS, semi-float, 3.73, posi	RAA435-2020-P [73633]	00-'04 F150, 3.73, posi
RAA435-1496F [77886]	87-'89 F250, non-ABS, semi-float, 3.73	RAA435-2210 [74486]	04-'08 F150, 7 lug, 4.11
RAA435-1496F-P [71748]	87-'89 F250, non-ABS, semi-float, 3.73, posi	RAA435-2210-P [79637]	04-'08 F150, 7 lug, 4.11, posi
RAA435-1497A [71108]	87-'97 F350, DRW, 3.55		

Ford 10.5"

PART #	Description	PART #	Description
RAA435-159A [73859]	08-'10 F250 & F350 5.4L, SRW, 3.73	RAA435-159B [74877]	08-'10 F250 & F350 5.4L, SRW, 4.11
RAA435-159A-P [77784]	08-'10 F250 & F350 5.4L, SRW, 3.73, posi	RAA435-159B-P [74954]	08-'10 F250 & F350 5.4L, SRW, 4.11, posi

Continued on next page

Ford 10.5" (Cont.)

AXLE ASSEMBLIES

PART #	Description	PART #	Description
RAA435-159C [72313]	08-'10 F250 & F350 5.4L, SRW, 4.30	RAA435-2045B [70870]	00-'01 F350, SRW, 4.11
RAA435-159C-P [78351]	08-'10 F250 & F350 5.4L, SRW, 4.30, posi	RAA435-2045B-P [76663]	00-'01 F350, SRW, 4.11, posi
RAA435-160A [76068]	08-'10 F250 & F350 6.4L, SRW, 3.55	RAA435-2045C [74670]	00-'01 F350, SRW, 3.73
RAA435-160A-P [71438]	08-'10 F250 & F350 6.4L, SRW, 3.55, posi	RAA435-2045C-P [75118]	00-'01 F350, SRW, 3.73, posi
RAA435-160B [72232]	08-'10 F250 & F350 6.4L, SRW, 3.73	RAA435-2045D [79640]	00-'01 F350, SRW, 4.11
RAA435-160B-P [73347]	08-'10 F250 & F350 6.4L, SRW, 3.73, posi	RAA435-2045D-P [76784]	00-'01 F350, SRW, 4.11, posi
RAA435-160C [72100]	08-'10 F250 & F350 6.4L, SRW, 3.31	RAA435-2045E [72514]	00-'01 F350, SRW, 3.73
RAA435-160C-P [76496]	08-'10 F250 & F350 6.4L, SRW, 3.31, posi	RAA435-2045F [76370]	03-'04 F350, SRW, 4.30
RAA435-1976A [70698]	1999 F250 & F350, SRW, 3.73	RAA435-2045F-P [77645]	03-'04 F350, SRW, 4.30, posi
RAA435-1976A-P [75767]	1999 F250 & F350, SRW, 3.73, posi	RAA435-2046A [73905]	01-'02 F350, DRW, 3.73
RAA435-1976B [70291]	1999 F250 & F350, SRW, 4.30	RAA435-2046A-P [77387]	01-'02 F350, DRW, 3.73, posi
RAA435-1976B-P [75430]	1999 F250 & F350, SRW, 4.30, posi	RAA435-2046B [75855]	01-'02 F350, DRW, 4.11
RAA435-1976C [78938]	1999 F250 & F350, SRW, 4.30	RAA435-2046B-P [74333]	01-'02 F350, DRW, 4.11, posi
RAA435-1976C-P [71541]	1999 F250 & F350, SRW, 4.30, posi	RAA435-2046C [72330]	02-'04 F350, DRW, 3.73
RAA435-1976D [78250]	1999 F250 & F350, SRW, 3.73	RAA435-2046C-P [73093]	02-'04 F350, DRW, 3.73, posi
RAA435-1976D-P [79645]	1999 F250 & F350, SRW, 3.73, posi	RAA435-2046D [74345]	02-'04 F350, DRW, 4.11
RAA435-1977A [77761]	1999 F250 & F350, SRW, 3.73	RAA435-2046D-P [75783]	02-'04 F350, DRW, 4.11, posi
RAA435-1977A-P [76771]	1999 F250 & F350, SRW, 3.73, posi	RAA435-206A [70292]	08-'10 F350, cab chassis, 3.73
RAA435-1977B [74267]	1999 F250 & F350, SRW, 3.73	RAA435-206A-P [72419]	08-'10 F350, cab chassis, 3.73, posi
RAA435-1977B-P [71088]	1999 F250 & F350, SRW, 3.73, posi	RAA435-206B [70738]	08-'10 F350, cab chassis, 4.11
RAA435-1977C [73829]	1999 F250 & F350, SRW, 3.73	RAA435-206B-P [77332]	08-'10 F350, cab chassis, 4.11, posi
RAA435-1977C-P [74832]	1999 F250 & F350, SRW, 3.73, posi	RAA435-2246A [70287]	05-'07 F250, 3.73
RAA435-1978A [71683]	1999 F250 & F350, SRW, 3.73	RAA435-2246A-P [73656]	05-'07 F250, 3.73, posi
RAA435-1978A-P [79504]	99-'00 Excursion, SRW, 3.73	RAA435-2246B [76229]	05-'07 F250, 4.11
RAA435-1978B [75791]	99-'00 Excursion, SRW, 4.11	RAA435-2246B-P [79259]	05-'07 F250, 4.11, posi
RAA435-1978B-P [77702]	99-'00 Excursion, SRW, 4.11, posi	RAA435-2246C [73657]	05-'07 F250, 4.30
RAA435-1978C [74389]	99-'00 Excursion, SRW, 4.30	RAA435-2246C-P [75074]	05-'07 F250, 4.30, posi
RAA435-1978C-P [72365]	1999 F250 & F350, SRW, 3.73, posi	RAA435-2246D [71062]	05-'07 F250 & F350, SRW, 3.73
RAA435-1978D [78541]	1999 F250 & F350, SRW, 3.73	RAA435-2246D-P [70834]	05-'07 F250 & F350, SRW, 3.73, posi
RAA435-1978D-P [79619]	1999 F250 & F350, SRW, 3.73, posi	RAA435-2246E [77055]	05-'07 F250 & F350, SRW, 4.11
RAA435-1979A [75443]	99-'00 F350, DRW, 3.73	RAA435-2246E-P [73621]	05-'07 F250 & F350, SRW, 4.11, posi
RAA435-1979A-P [79344]	99-'00 F350, DRW, 3.73, posi	RAA435-228A [71138]	05-'07 F350, SRW, cab chassis, 3.73
RAA435-1979B [72028]	99-'00 F350, DRW, 4.11	RAA435-228A-P [74205]	05-'07 F350, SRW, cab chassis, 3.73, posi
RAA435-1979B-P [72263]	99-'00 F350, DRW, 4.11, posi	RAA435-228B [79133]	05-'07 F350, SRW, cab chassis, 4.11
RAA435-1980A [73904]	99-'00 F350, DRW, 3.73	RAA435-228B-P [71511]	05-'07 F350, SRW, cab chassis, 4.11, posi
RAA435-1980A-P [74427]	99-'00 F350, DRW, 3.73, posi	RAA435-229A [78792]	05-'07 F350, DRW, chassis, 3.73
RAA435-1980B [75881]	99-'00 F350, DRW, 4.11	RAA435-229A-P [74255]	05-'07 F350, DRW, chassis, 3.73, posi
RAA435-1980B-P [72475]	99-'00 F350, DRW, 4.11, posi	RAA435-229B [70107]	05-'07 F350, DRW, chassis, 4.11
RAA435-1980B-POEM [79187]	99-'00 F350, SRW, 4.11	RAA435-229B-P [75517]	05-'07 F350, DRW, chassis, 4.11, posi
RAA435-1980C [76650]	99-'00 F350, SRW, 3.73	RAA435-265A [72585]	11-'12 F350 6.2L, SRW, cab chassis, electric locker, 3.73
RAA435-1980C-P [76165]	99-'00 F350, SRW, 3.73, posi	RAA435-265B [73069]	11-'12 F350 6.2L, SRW, cab chassis, electric locker, 4.11
RAA435-1981A [72578]	99-'00 F350, SRW, 3.73	RAA435-265C [72294]	11-'12 F350 6.2L, SRW, cab chassis, 3.73
RAA435-1981A-P [77045]	99-'00 F350, DRW, 3.73, posi	RAA435-265D [70364]	11-'12 F350 6.2L, SRW, cab chassis, 4.30
RAA435-1981B [70016]	99-'00 F350, DRW, 4.11	RAA435-265E [79312]	13-'14 F350 6.2L, SRW, cab chassis, electric locker, 3.73
RAA435-1981B-P [77964]	99-'00 F350, DRW, 4.11, posi	RAA435-265F [78586]	13-'14 F350 6.2L, SRW, cab chassis, electric locker, 4.30
RAA435-1982D-P [79401]	97-'99 F250, disc brakes, 3.73, posi	RAA435-265G [76625]	13-'14 F350 6.2L, SRW, cab chassis, 3.73
RAA435-2043A [75629]	00-'01 Excursion, F250 & F350, SRW, 3.73	RAA435-266A [73215]	11-'12 F350 6.2L, SRW, cab chassis, electric locker, 3.73
RAA435-2043A-P [74788]	00-'01 Excursion, F250 & F350, SRW, 3.73, posi	RAA435-266B [78879]	11-'12 F350 6.2L, SRW, cab chassis, 3.73
RAA435-2043B [79680]	00-'04 F250 & F350, SRW, 3.73	RAA435-266C [71711]	13-'14 F350 6.2L, SRW, cab chassis, electric locker, 3.73
RAA435-2043B-P [79379]	00-'04 F250 & F350, SRW, 3.73, posi	RAA435-266D [72425]	11-'12 F350 6.2L, SRW, cab chassis, 3.73
RAA435-2043C [76545]	00-'01 Excursion, F250 & F350, SRW, 4.11	RAA435-267A [75664]	11-'12 F250 & F350, gas, SRW, electric locker, 3.73
RAA435-2043C-P [77013]	00-'01 Excursion, F250 & F350, SRW, 4.11, posi	RAA435-267B [74288]	11-'12 F250 & F350, gas, SRW, electric locker, 4.30
RAA435-2043D [70881]	00-'04 F250 & F350, SRW, 4.30	RAA435-267C [72304]	11-'12 F250 & F350, gas, SRW, 3.73
RAA435-2043D-P [75268]	00-'04 F250 & F350, SRW, 4.30, posi	RAA435-267D [73397]	13-'14 F250 & F350, gas, SRW, electric locker, 3.73
RAA435-2043E [78624]	00-'04 Excursion & F350, SRW, 4.11	RAA435-267E [71413]	13-'14 F250 & F350, gas, SRW, electric locker, 4.30
RAA435-2043E-P [73058]	00-'04 Excursion & F350, SRW, 4.11, posi	RAA435-267F [78576]	13-'14 F250 & F350, gas, SRW, 3.73
RAA435-2043F [72978]	02-'04 F350, SRW, 4.30	RAA435-268A [71913]	11-'12 F250 & F350, diesel, SRW, electric locker, 3.31
RAA435-2043F-P [74511]	02-'04 F350, SRW, 4.30, posi	RAA435-268B [72346]	11-'12 F250 & F350, diesel, SRW, electric locker, 3.55
RAA435-2043G [79231]	02-'04 F350, SRW, 3.73	RAA435-268C [73426]	11-'12 F250 & F350, diesel, SRW, 3.31
RAA435-2043G-P [76327]	02-'04 F350, SRW, 3.73, posi	RAA435-268D [70239]	11-'12 F250 & F350, diesel, SRW, 3.55
RAA435-2044A [73330]	00-'01 F350, DRW, 3.73	RAA435-268E [76124]	13-'14 F250 & F350, diesel, SRW, electric locker, 3.31
RAA435-2044A-P [75550]	00-'01 F350, DRW, 3.73, posi	RAA435-268F [72941]	13-'14 F250 & F350, diesel, SRW, electric locker, 3.55
RAA435-2044B [79247]	00-'01 F350, DRW, 4.11	RAA435-268G [78902]	13-'14 F250 & F350, diesel, SRW, 3.31
RAA435-2044B-P [74423]	00-'01 F350, DRW, 4.11, posi	RAA435-268H [76932]	13-'14 F250 & F350, diesel, SRW, 3.55
RAA435-2044C [72888]	00-'04 F350, DRW, 3.73		
RAA435-2044C-P [77618]	00-'04 F350, DRW, 3.73, posi		
RAA435-2044D [70340]	00-'04 F350, DRW, 4.11		
RAA435-2044D-P [75426]	00-'04 F350, DRW, 4.11, posi		
RAA435-2045A [76859]	00-'01 F350, SRW, 3.73		
RAA435-2045A-P [75898]	00-'01 F350, SRW, 3.73, posi		

GM 12P

PART #	Description	PART #	Description
RAA435-941B [73197]	68-'72 passenger car	RAA435-941B-P [76377]	68-'72 passenger car, posi

GM D60

PART #	Description	PART #	Description
RAA435-2120A [76438]	02-'05 1500, Quadrasteer, 6 lug, 4.11	RAA435-2234B [70917]	05-'09 Van 3500, SWR, non-active brake, cutaway, 4.11
RAA435-2120B [77788]	02-'05 1500, Quadrasteer, 6 lug, 4.11, w/ locking diff	RAA435-2234B-P [75731]	05-'09 Van 3500, SWR, non-active brake, cutaway, 4.11, posi
RAA435-2180A [78761]	09-'10 Van 2500, non-active brake, 3.73	RAA435-2237A [71340]	04-'05 1500 crew cab, 3.73
RAA435-2180A-P [75903]	09-'10 Van 2500, non-active brake, 3.73, posi	RAA435-2237A-P [75545]	04-'05 1500 crew cab, 3.73, posi
RAA435-2180B [70095]	09-'10 Van 2500, non-active brake, 4.11	RAA435-2237B [73938]	04-'05 1500 crew cab, 4.11
RAA435-2180B-P [73345]	09-'10 Van 2500, non-active brake, 4.11, posi	RAA435-2237B-P [70953]	04-'05 1500 crew cab, 4.11, posi
RAA435-2186A [75915]	03-'04 2500, Quadrasteer, 3.73	RAA435-2238A [71924]	04-'05 2500 Quadrasteer, 3.73
RAA435-2186A-P [70769]	03-'04 2500, Quadrasteer, 3.73, posi	RAA435-2238A-P [72187]	04-'05 2500 Quadrasteer, 3.73, posi
RAA435-2186B [78150]	03-'04 2500, Quadrasteer, 4.11	RAA435-2238B [79667]	04-'05 2500 Quadrasteer, 4.11
RAA435-2186B-P [70717]	03-'04 2500, Quadrasteer, 4.11, posi	RAA435-2238B-P [72224]	04-'05 2500 Quadrasteer, 4.11, posi
RAA435-2233 [77503]	05-'09 Van 3500, SWR, cutaway, 4.11	RAA435-2187A-P	2003 P/U, 3.73
RAA435-2233-P [76220]	05-'09 Van 3500, SWR, cutaway, 4.11, posi	RAA435-2187B-P	2003 P/U, 4.11
RAA435-2234A [78318]	05-'09 Van 3500, SWR, non-active brake, cutaway, 3.73		
RAA435-2234A-P [74287]	05-'09 Van 3500, SWR, non-active brake, cutaway, 3.73, posi		

GM D70

PART #	Description	PART #	Description
RAA435-1659A [76870]	90-'91 3500, DRW, vin "R" & "V", 3.42	RAA435-2172B-P [78891]	06-'09 Van 3500, DRW, 4.11, posi
RAA435-1659A-P [70202]	90-'91 3500, DRW, vin "R" & "V", 3.42, posi	RAA435-2174A [74535]	06-'09 Van 2500, DRW, 3.73
RAA435-1659B [70896]	90-'91 3500, DRW, vin "R" & "V", 3.73	RAA435-2174A-P [76865]	06-'09 Van 2500, DRW, 3.73, posi
RAA435-2170A [76192]	03-'09 Van 3500, SRW, cutaway, 3.73	RAA435-2174B [76880]	06-'09 Van 2500, DRW, 4.11
RAA435-2170A-P [70212]	03-'09 Van 3500, SRW, cutaway, 3.73, posi	RAA435-2174B-P [72955]	06-'09 Van 2500, DRW, 4.11, posi
RAA435-2170B [77831]	03-'09 Van 3500, SRW, cutaway, 4.11	RAA435-2219 [72190]	04-'06 Express van, SRW, active brake, 3.73
RAA435-2170B-P [77780]	03-'09 Van 3500, SRW, cutaway, 4.11, posi	RAA435-2219-P [77716]	04-'06 Express van, SRW, active brake, 3.73, posi
RAA435-2172A [73332]	06-'09 Van 3500, DRW, 3.73	RAA435-227 [74841]	2009 Van 3500, DRW, 4.11
RAA435-2172A-P [77209]	06-'09 Van 3500, DRW, 3.73, posi	RAA435-227-P [77094]	2009 Van 3500, DRW, 4.11, posi
RAA435-2172B [75630]	06-'09 Van 3500, DRW, 4.11		

GM D70HD

PART #	Description	PART #	Description
RAA435-1659B-P [70522]	90-'91 3500, DRW, vin "R" & "V", 3.73, posi	RAA435-1659D [76138]	90-'91 3500, DRW, vin "R" & "V", 4.56
RAA435-1659C [79607]	90-'91 3500, DRW, vin "R" & "V", 4.11	RAA435-1659D-P [79397]	90-'91 3500, DRW, vin "R" & "V", 4.56, posi
RAA435-1659C-P [75935]	90-'91 3500, DRW, vin "R" & "V", 4.11, posi		

GM D80

PART #	Description	PART #	Description
RAA435-1664A [74829]	92-'02 3500HD, 2WD, DRW, non-wide track, 4.63	RAA435-1958A [75307]	96-'02 3500, DRW, 2WD, w/ wrecker prep, 4.63
RAA435-1664A-P [79176]	92-'02 3500HD, 2WD, DRW, non-wide track, 4.63, posi	RAA435-1958A-P [70667]	96-'02 3500, DRW, 2WD, w/ wrecker prep, 4.63, posi
RAA435-1664B [75918]	92-'02 3500HD, 2WD, DRW, non-wide track, 5.13	RAA435-1958B [74164]	96-'02 3500, DRW, 2WD, w/ wrecker prep, 5.13
RAA435-1664B-P [71033]	92-'02 3500HD, 2WD, DRW, non-wide track, 5.13, posi	RAA435-1958B-P [75527]	96-'02 3500, DRW, 2WD, w/ wrecker prep, 5.13, posi
RAA435-1841A [70625]	92-'02 3500HD, DRW, 2WD, wide track, 4.63	RAA435-2117A [78292]	96-'02 3500, DRW wrecker, 2WD, 4.63
RAA435-1841A-P [78196]	92-'02 3500HD, DRW, 2WD, wide track, 4.63, posi	RAA435-2117A-P [74378]	96-'02 3500, DRW wrecker, 2WD, 4.63, posi
RAA435-1841B [70248]	92-'02 3500HD, DRW, 2WD, wide track, 5.13	RAA435-2117B [74429]	96-'02 3500, DRW wrecker, 2WD, 5.13
RAA435-1841B-P [70144]	92-'02 3500HD, DRW, 2WD, wide track, 5.13, posi	RAA435-2117B-P [75932]	96-'02 3500, DRW wrecker, 2WD, 5.13, posi

PART #	Description	PART #	Description
RAA435-1039D [70768]	73-'88 GM 3500, DRW, 4.11	RAA435-1661D-P [73942]	90-'00 2500 & 3500, 2WD, DRW, 4.56, posi
RAA435-1039D-P [78161]	73-'88 GM 3500, DRW, 4.11, posi	RAA435-1663A [75913]	90-'00 3500, 2WD, SRW, 3.42
RAA435-1039E [77909]	73-'88 GM 3500, DRW, 4.56	RAA435-1663A-P [76620]	90-'00 3500, 2WD, SRW, 3.42, posi
RAA435-1039E-P [73354]	73-'88 GM 3500, DRW, 4.56, posi	RAA435-1663B [77607]	90-'00 3500, 2WD, SRW, 3.73
RAA435-153 [75987]	08-'13 Suburban 2500, 3.73	RAA435-1663B-P [77230]	90-'00 3500, 2WD, SRW, 3.73, posi
RAA435-153-P [76349]	08-'13 Suburban 2500, 3.73, posi	RAA435-1663C [76570]	90-'00 3500, 2WD, SRW, 4.11
RAA435-1653A [79601]	90-'00 3500, SRW, 3.42	RAA435-1663C-P [73392]	90-'00 3500, 2WD, SRW, 4.11, posi
RAA435-1653A-P [74425]	90-'00 3500, SRW, 3.42, posi	RAA435-1663D [70579]	90-'00 3500, 2WD, SRW, 4.56
RAA435-1653B [75245]	90-'00 3500, SRW, 3.73	RAA435-1663D-P [75383]	90-'00 3500, 2WD, SRW, 4.56, posi
RAA435-1653B-P [77921]	90-'00 3500, SRW, 3.73, posi	RAA435-1663E [78055]	90-'00 3500, 2WD, SRW, 4.63
RAA435-1653C [74462]	90-'00 3500, SRW, 4.11	RAA435-1663E-P [76203]	90-'00 3500, 2WD, SRW, 4.63, posi
RAA435-1653C-P [79632]	90-'00 3500, SRW, 4.11, posi	RAA435-1663F [77072]	90-'00 3500, 2WD, SRW, 5.13
RAA435-1653D [72479]	90-'00 3500, SRW, 4.56	RAA435-1663F-P [77038]	90-'00 3500, 2WD, SRW, 5.13, posi
RAA435-1653D-P [74591]	90-'00 3500, SRW, 4.56, posi	RAA435-1688A [79062]	92-'00 K3500, SRW, 3.42
RAA435-1655A [77161]	90-'00 2500 & 3500, 4WD, Vin "K", 3.42	RAA435-1688A-P [75888]	92-'00 K3500, SRW, 3.42, posi
RAA435-1655A-P [70511]	90-'00 2500 & 3500, 4WD, Vin "K", 3.42, posi	RAA435-1688B [78638]	92-'00 K3500, SRW, 3.73
RAA435-1655B [74500]	90-'00 2500 & 3500, 4WD, Vin "K", 3.73	RAA435-1688B-P [76765]	92-'00 K3500, SRW, 3.73, posi
RAA435-1655B-P [76938]	90-'00 2500 & 3500, 4WD, Vin "K", 3.73, posi	RAA435-1688C [70272]	92-'00 K3500, SRW, 4.11
RAA435-1655C [75363]	90-'00 2500 & 3500, 4WD, Vin "K", 4.11	RAA435-1688C-P [70596]	92-'00 K3500, SRW, 4.11, posi
RAA435-1655C-P [78849]	90-'00 2500 & 3500, 4WD, Vin "K", 4.11, posi	RAA435-1688D [71036]	92-'00 K3500, SRW, 4.56
RAA435-1655D [74312]	90-'00 2500 & 3500, 4WD, Vin "K", 4.56	RAA435-1688D-P [70023]	92-'00 K3500, SRW, 4.56, posi
RAA435-1655D-P [76912]	90-'00 2500 & 3500, 4WD, Vin "K", 4.56, posi	RAA435-1872 [76313]	96-'02 Van 2500, 3.73
RAA435-1656A [76974]	90-'00 3500, DRW, non-wide track, 3.42	RAA435-1872-P [71334]	96-'02 Van 2500, 3.73, posi
RAA435-1656A-P [70681]	90-'00 3500, DRW, non-wide track, 3.42, posi	RAA435-1873 [78585]	96-'02 Cutaway van 3500, SRW, 3.73
RAA435-1656B [77951]	90-'00 3500, DRW, non-wide track, 3.73	RAA435-1873-P [76796]	96-'02 Cutaway van 3500, SRW, 3.73, posi
RAA435-1656B-P [75071]	90-'00 3500, DRW, non-wide track, 3.73, posi	RAA435-1874 [72350]	96-'02 Cutaway van 3500, DRW, 4.10
RAA435-1656C [75988]	90-'00 3500, DRW, non-wide track, 4.11	RAA435-1874-P [74794]	96-'02 Cutaway van 3500, DRW, 4.10, posi
RAA435-1656C-P [78818]	90-'00 3500, DRW, non-wide track, 4.11, posi	RAA435-1957A [76477]	99-'05 1500, 3.73
RAA435-1656D [72134]	90-'00 3500, DRW, non-wide track, 4.56	RAA435-1957A-P [79361]	99-'05 1500, 3.73, posi
RAA435-1656D-P [73268]	90-'00 3500, DRW, non-wide track, 4.56, posi	RAA435-1957B [78171]	99-'05 1500, 4.11
RAA435-1657A [72670]	90-'00 3500, DRW, wide track, 3.42	RAA435-1957B-P [70979]	99-'05 1500, 4.11, posi
RAA435-1657A-P [72557]	90-'00 3500, DRW, wide track, 3.42, posi	RAA435-2182A [79364]	01-'05 2500, 3.73
RAA435-1657B [70402]	90-'00 3500, DRW, wide track, 3.73	RAA435-2182A-P [70527]	01-'05 2500, 3.73, posi
RAA435-1657B-P [77624]	90-'00 3500, DRW, wide track, 3.73, posi	RAA435-2182B [74924]	01-'05 2500, 4.11
RAA435-1657C [71228]	90-'00 3500, DRW, wide track, 4.11	RAA435-2182B-P [70943]	01-'05 2500, 4.11, posi
RAA435-1657C-P [72820]	90-'00 3500, DRW, wide track, 4.11, posi	RAA435-220A [75993]	09-'10 Silverado 2500, active brake, 3.73
RAA435-1657D [78630]	90-'00 3500, DRW, wide track, 4.56	RAA435-220A-P [71587]	09-'10 Silverado 2500, active brake, 3.73, posi
RAA435-1657D-P [71136]	90-'00 3500, DRW, wide track, 4.56, posi	RAA435-220B [74578]	09-'10 Silverado 2500, active brake, 4.11
RAA435-1658A [71776]	90-'00 3500, DRW, non-wide track, 3.42	RAA435-220B-P [75899]	09-'10 Silverado 2500, active brake, 4.11, posi
RAA435-1658A-P [73233]	90-'00 3500, DRW, non-wide track, 3.42, posi	RAA435-2262A [72361]	07-'08 Silverado 2500, non-active brake, 3.73
RAA435-1658B [72794]	90-'00 3500, DRW, non-wide track, 3.73	RAA435-2262A-P [78733]	07-'08 Silverado 2500, non-active brake, 3.73, posi
RAA435-1658B-P [70210]	90-'00 3500, DRW, non-wide track, 3.73, posi	RAA435-2262B [77988]	07-'08 Silverado 2500, non-active brake, 4.11
RAA435-1658C [79343]	90-'00 3500, DRW, non-wide track, 4.11	RAA435-2262B-P [72195]	07-'08 Silverado 2500, non-active brake, 4.11, posi
RAA435-1658C-P [71153]	90-'00 3500, DRW, non-wide track, 4.11, posi	RAA435-261 [71446]	2010 Van 2500 & 3500, non-active brake, 3.54
RAA435-1658D [71860]	90-'00 3500, DRW, non-wide track, 4.56	RAA435-261-P [75717]	2010 Van 2500 & 3500, non-active brake, 3.54, posi
RAA435-1658D-P [74895]	90-'00 3500, DRW, non-wide track, 4.56, posi	RAA435-263 [74804]	10-'13 Van 3500, SRW, cutaway, non-active brake, 3.54
RAA435-1660A [71411]	90-'91 3500, 2WD, DRW, 3.42	RAA435-263-P [71806]	10-'13 Van 3500, SRW, cutaway, non-active brake, 3.54, posi
RAA435-1660A-P [78611]	90-'91 3500, 2WD, DRW, 3.42, posi	RAA435-264A [71648]	10-'13 Van 3500, SRW, cutaway, non-active brake, 3.73
RAA435-1660B [76939]	90-'91 3500, 2WD, DRW, 3.73	RAA435-264A-P [79225]	10-'13 Van 3500, SRW, cutaway, non-active brake, 3.73, posi
RAA435-1660B-P [79329]	90-'91 3500, 2WD, DRW, 3.73, posi	RAA435-264B [72984]	10-'13 Van 3500, SRW, cutaway, non-active brake, 4.11
RAA435-1660C [77910]	90-'91 3500, 2WD, DRW, 4.11	RAA435-264B-P [71094]	10-'13 Van 3500, SRW, cutaway, non-active brake, 4.11, posi
RAA435-1660C-P [72859]	90-'91 3500, 2WD, DRW, 4.11, posi	RAA435-274A [73273]	11-'14 3500, 3.73
RAA435-1660D [71092]	90-'91 3500, 2WD, DRW, 4.56	RAA435-274A-P [75075]	11-'14 3500, 3.73, posi
RAA435-1660D-P [79584]	90-'91 3500, 2WD, DRW, 4.56, posi	RAA435-274B [79255]	11-'14 3500, 4.11
RAA435-1661A [74896]	90-'00 2500 & 3500, 2WD, DRW, 3.42	RAA435-274B-P [77848]	11-'14 3500, 4.11, posi
RAA435-1661A-P [78266]	90-'00 2500 & 3500, 2WD, DRW, 3.42, posi	RAA435-275B [70004]	11-'14 Silverado & Sierra 2500/3500, diesel, SRW, 4.11
RAA435-1661B [76800]	90-'00 2500 & 3500, 2WD, DRW, 3.73		
RAA435-1661B-P [75296]	90-'00 2500 & 3500, 2WD, DRW, 3.73, posi		
RAA435-1661C [71164]	90-'00 2500 & 3500, 2WD, DRW, 4.11		
RAA435-1661C-P [78382]	90-'00 2500 & 3500, 2WD, DRW, 4.11, posi		
RAA435-1661D [70365]	90-'00 2500 & 3500, 2WD, DRW, 4.56		

GM 7.2IFS

PART #	Description	PART #	Description
RAA440-1318A [71845]	97-'98 Astro & Safari van, flat yoke, 3.42	RAA440-1364J [72568]	88-'89 S10 & S15, non-ZR2, 4.11
RAA440-1318B [70037]	97-'98 Astro & Safari van, flat yoke, 3.73	RAA440-1364K [78841]	90-'96 Astro & Safari van, 3.42
RAA440-1318A [71845]	97-'98 Astro & Safari van, flat yoke, 3.42	RAA440-1364M [73673]	90-'96 Astro & Safari van, 3.73
RAA440-1318B [70037]	97-'98 Astro & Safari van, flat yoke, 3.73	RAA440-1365A [77174]	97-'03 S20 & S15, non-ZR2, auto transmission, 3.08
RAA440-1320A [71076]	97-'99 Bravada, 3.42	RAA440-1365B [71195]	97-'03 S20 & S15, non-ZR2, auto transmission, 3.42
RAA440-1320B [73346]	97-'01 Bravada, 3.73	RAA440-1365C [73159]	97-'03 S20 & S15, non-ZR2, auto transmission, 3.73
RAA440-1323 [73578]	97-'05 S10 & S15, 3.73	RAA440-1366 [79338]	97-'03 S10 & S15, non-ZR2, manual transmission, 3.42
RAA440-1327 [79046]	97-'05 S10 & S15, 3.73	RAA440-1371B [70156]	2002 Envoy & Bravada, 3.73
RAA440-1353A [70706]	99-'05 Astro & Safari van, 3.42	RAA440-1371C [73724]	2002 Envoy & Bravada, 4.11
RAA440-1353B [70114]	99-'05 Astro & Safari van, 3.73	RAA440-1371D [71119]	03-'05 Trailblazer & Envoy, 3.42
RAA440-1364C [75095]	83-'87 S10 & S15, 3.42	RAA440-1371E [78243]	03-'05 Trailblazer & Envoy, 3.73
RAA440-1364D [72218]	83-'87 S10 & S15, 3.73	RAA440-1371F [74395]	03-'05 Trailblazer & Envoy, 4.11
RAA440-1364E [79646]	83-'87 S10 & S15, 4.11	RAA440-1389A [70744]	03-'14 van, 3.42
RAA440-1364F [75551]	88-'89 S10 & S15, non-ZR2, 3.08	RAA440-1389B [74536]	03-'14 van, 3.73
RAA440-1364G [71632]	88-'89 S10 & S15, non-ZR2, 3.42	RAA440-176A [79169]	1997 Blazer & Bravada, AWD, 3.73
RAA440-1364H [70459]	88-'89 S10 & S15, non-ZR2, 3.73	RAA440-176B [72890]	1997 S10 & S15, AWD, 3.73

GM 7.5"

PART #	Description	PART #	Description
RAA435-114 [76299]	98-'02 Camaro & Firebird, with traction control	RAA435-1795B [71653]	95-'97 Camaro & Firebird, disc brakes, traction control, 3.08
RAA435-1214A [73200]	78-'88 passenger car	RAA435-1795B-P [77249]	95-'97 Camaro & Firebird, disc brakes, traction control, 3.08, posi
RAA435-1214A-P [76258]	78-'88 passenger car, posi	RAA435-1795C [78178]	95-'97 Camaro & Firebird, disc brakes, traction control, 3.23
RAA435-1214B [79446]	78-'88 passenger car	RAA435-1795C-P [76981]	95-'97 Camaro & Firebird, disc brakes, traction control, 3.23, posi
RAA435-1214B-P [76287]	78-'88 passenger car, posi	RAA435-1795D [75608]	95-'97 Camaro & Firebird, disc brakes, traction control, 3.42
RAA435-1404 [77525]	82-'87 Camaro & Firebird, disc brakes, 3.23	RAA435-1795D-P [74090]	95-'97 Camaro & Firebird, disc brakes, traction control, 3.42, posi
RAA435-1404A [78028]	82-'87 Camaro & Firebird, disc brakes, 3.42	RAA435-1795-P [78278]	95-'97 Camaro & Firebird, disc brakes, traction control, posi
RAA435-1404A-P [74102]	82-'87 Camaro & Firebird, disc brakes, 3.42, posi	RAA435-1825A [73610]	95-'97 S10 & S15, 2WD, 3.08
RAA435-1404B [77098]	82-'87 Camaro & Firebird, disc brakes, 3.73	RAA435-1825A-P [73601]	95-'97 S10 & S15, 2WD, 3.08, posi
RAA435-1404B-P [74221]	82-'87 Camaro & Firebird, disc brakes, 3.73, posi	RAA435-1825B [71332]	95-'97 S10 & S15, 2WD, 3.42
RAA435-1404-P [79070]	82-'87 Camaro & Firebird, disc brakes, 3.23, posi	RAA435-1825B-P [71378]	95-'97 S10 & S15, 2WD, 3.42, posi
RAA435-1405 [73737]	82-'87 Camaro & Firebird, drum brakes, 3.23	RAA435-1827A [72177]	95-'97 S10 & S15, 4WD, 3.08
RAA435-1405A [74960]	82-'87 Camaro & Firebird, drum brakes, 3.42	RAA435-1827A-P [70605]	95-'97 S10 & S15, 4WD, 3.08, posi
RAA435-1405A-P [75757]	82-'87 Camaro & Firebird, drum brakes, 3.42, posi	RAA435-1827B [71762]	95-'97 S10 & S15, 4WD, 3.42
RAA435-1405B [71590]	82-'87 Camaro & Firebird, drum brakes, 3.73	RAA435-1827B-P [71861]	95-'97 S10 & S15, 4WD, 3.42, posi
RAA435-1405B-P [75897]	82-'87 Camaro & Firebird, drum brakes, 3.73, posi	RAA435-1827C [74923]	95-'97 S10 & S15, 4WD, 3.73
RAA435-1405-P [72300]	82-'87 Camaro & Firebird, drum brakes, 3.23, posi	RAA435-1827C-P [71599]	95-'97 S10 & S15, 4WD, 3.73, posi
RAA435-1630 [78092]	90-'92 Camaro & Firebird, disc brake, posi	RAA435-1932 [70147]	98-'02 Camaro & Firebird, traction control
RAA435-1630-P [70408]	90-'92 Camaro & Firebird, disc brake, posi	RAA435-1932A [71709]	98-'02 Camaro & Firebird, traction control, 2.73
RAA435-1647 [70201]	93-'97 Camaro & Firebird, drum brake	RAA435-1932A-P [72178]	98-'02 Camaro & Firebird, traction control, 2.73, posi
RAA435-1647A [73205]	93-'97 Camaro & Firebird, drum brake, 2.73	RAA435-1932B [73066]	98-'02 Camaro & Firebird, traction control, 3.08
RAA435-1647A-P [77071]	93-'97 Camaro & Firebird, drum brake, 2.73, posi	RAA435-1932B-P [73671]	98-'02 Camaro & Firebird, traction control, 3.08, posi
RAA435-1647B [78860]	93-'97 Camaro & Firebird, drum brake, 3.08	RAA435-1932C [72584]	98-'02 Camaro & Firebird, traction control, 3.23
RAA435-1647B-P [75682]	93-'97 Camaro & Firebird, drum brake, 3.08, posi	RAA435-1932C-P [74569]	98-'02 Camaro & Firebird, traction control, 3.23, posi
RAA435-1647C [70492]	93-'97 Camaro & Firebird, drum brake, 3.23	RAA435-1932D [75181]	98-'02 Camaro & Firebird, traction control, 3.42
RAA435-1647C-P [75780]	93-'97 Camaro & Firebird, drum brake, 3.23, posi	RAA435-1932D-P [72666]	98-'02 Camaro & Firebird, traction control, 3.42, posi
RAA435-1647D [76266]	93-'97 Camaro & Firebird, drum brake, 3.42	RAA435-1932-P [79528]	98-'02 Camaro & Firebird, traction control
RAA435-1647D-P [71504]	93-'97 Camaro & Firebird, drum brake, 3.42, posi	RAA435-1933 [77582]	98-'02 Camaro & Firebird, traction control
RAA435-1647-P [70623]	93-'97 Camaro & Firebird, drum brake	RAA435-1933A [72463]	98-'02 Camaro & Firebird, non-traction control
RAA435-1648 [77339]	93-'97 Camaro & Firebird, disc brake	RAA435-1933A-P [75677]	98-'02 Camaro & Firebird, non-traction control, 2.73
RAA435-1648A [72854]	93-'97 Camaro & Firebird, disc brake, 2.73	RAA435-1933B [71439]	98-'02 Camaro & Firebird, non-traction control, 2.73, posi
RAA435-1648A-P [71492]	93-'97 Camaro & Firebird, disc brake, 2.73, posi	RAA435-1933B-P [78641]	98-'02 Camaro & Firebird, non-traction control, 3.08
RAA435-1648B [70578]	93-'97 Camaro & Firebird, disc brake, 3.08		
RAA435-1648B-P [76795]	93-'97 Camaro & Firebird, disc brake, 3.08, posi		
RAA435-1648C [70033]	93-'97 Camaro & Firebird, disc brake, 3.23		
RAA435-1648C-P [71069]	93-'97 Camaro & Firebird, disc brake, 3.23, posi		
RAA435-1648D [78817]	93-'97 Camaro & Firebird, disc brake, 3.42		
RAA435-1648D-P [72712]	93-'97 Camaro & Firebird, disc brake, 3.42, posi		
RAA435-1648-P [79479]	93-'97 Camaro & Firebird, disc brake, posi		
RAA435-1795 [73943]	95-'97 Camaro & Firebird, disc brakes, traction control		
RAA435-1795A [74491]	95-'97 Camaro & Firebird, disc brakes, traction control, 2.73		
RAA435-1795A-P [76872]	95-'97 Camaro & Firebird, disc brakes, traction control, 2.73, posi		

GM 7.5" (Cont.)

PART #	Description	PART #	Description
RAA435-1933C [75870]	98-'02 Camaro & Firebird, non-traction control, 3.08, posi	RAA435-2102C [79050]	94-'97 S10, S15 & Sonoma, 2WD, w/ 3rd shock, 3.73
RAA435-1933C-P [78130]	98-'02 Camaro & Firebird, non-traction control, 3.23	RAA435-2102C-P [73151]	94-'97 S10, S15 & Sonoma, 2WD, w/ 3rd shock, 3.73, posi
RAA435-1933D [73127]	98-'02 Camaro & Firebird, non-traction control, 3.23, posi	RAA435-2102D [70679]	94-'97 S10, S15 & Sonoma, 2WD, w/ 3rd shock, 4.11
RAA435-1933D-P [71614]	98-'02 Camaro & Firebird, non-traction control, 3.42	RAA435-2102D-P [71034]	94-'97 S10, S15 & Sonoma, 2WD, w/ 3rd shock, 4.11, posi
RAA435-1933-P [72101]	98-'02 Camaro & Firebird, non-traction control, 3.42, posi	RAA435-2102E [76972]	98-'03 S10, S15 & Sonoma, 2WD, non-sport package, w/ 3rd shock, 3.08
RAA435-1934A [77787]	98-'00 S10 & S15, 2WD, 3.08	RAA435-2102E-P [78268]	98-'03 S10, S15 & Sonoma, 2WD, non-sport package, w/ 3rd shock, 3.08, posi
RAA435-1934A-P [73280]	98-'00 S10 & S15, 2WD, 3.08, posi	RAA435-2102F [79499]	98-'03 S10, S15 & Sonoma, 2WD, non-sport package, w/ 3rd shock, 3.42
RAA435-1934B [74286]	98-'05 S10 & S15, 2WD, 3.42	RAA435-2102F-P [70541]	98-'03 S10, S15 & Sonoma, 2WD, non-sport package, w/ 3rd shock, 3.42, posi
RAA435-1934B-P [73129]	98-'05 S10 & S15, 2WD, 3.42, posi	RAA435-2102G [71154]	98-'03 S10, S15 & Sonoma, 2WD, non-sport package, w/ 3rd shock, 3.73
RAA435-1936A [71190]	98-'05 S10 & S15, 4WD, 3.08	RAA435-2102G-P [70042]	98-'03 S10, S15 & Sonoma, 2WD, non-sport package, w/ 3rd shock, 3.73, posi
RAA435-1936A-P [78884]	98-'05 S10 & S15, 4WD, 3.08, posi	RAA435-2102H [76160]	98-'03 S10, S15 & Sonoma, 2WD, non-sport package, w/ 3rd shock, 4.11
RAA435-1936B [70442]	98-'05 S10, 3.42	RAA435-2102H-P [74821]	98-'03 S10, S15 & Sonoma, 2WD, non-sport package, w/ 3rd shock, 4.11, posi
RAA435-1936B-P [76369]	98-'05 S10, 3.42, posi	RAA435-2110C [70327]	83-'97 S10, 3.42
RAA435-1936C [76426]	98-'05 S10, 3.73	RAA435-2110C-P [78941]	83-'97 S10, 3.42, posi
RAA435-1936C-P [79473]	98-'05 S10, 3.73, posi	RAA435-2110D [78681]	83-'97 S10, 3.73
RAA435-1944A [74304]	98-'99 Bravada, 3.42	RAA435-2110D-P [71290]	83-'97 S10, 3.73, posi
RAA435-1944A-P [74215]	98-'99 Bravada, 3.42, posi	RAA435-2110E [72381]	83-'97 S10, 4.11
RAA435-1944B [77769]	98-'99 Bravada, 3.73	RAA435-2110E-P [79333]	83-'97 S10, 4.11, posi
RAA435-1944B-P [73253]	98-'99 Bravada, 3.73, posi	RAA435-2111A [74869]	90-'03 Astro & Safari van, 4 wheel ABS, 3.23
RAA435-1965A [75768]	98-'03 S10 & S15, 2WD, chassis package, 3.08	RAA435-2111A-P [72948]	90-'03 Astro & Safari van, 4 wheel ABS, 3.23, posi
RAA435-1965A-P [72439]	98-'03 S10 & S15, 2WD, chassis package, 3.08, posi	RAA435-2111B [78391]	90-'03 Astro & Safari van, 4 wheel ABS, 3.42
RAA435-1965B [70691]	98-'03 S10 & S15, 2WD, chassis package, 3.42	RAA435-2111B-P [74766]	90-'03 Astro & Safari van, 4 wheel ABS, 3.42, posi
RAA435-1965B-P [78021]	98-'03 S10 & S15, 2WD, chassis package, 3.42, posi	RAA435-2111C [77636]	90-'03 Astro & Safari van, 4 wheel ABS, 3.73
RAA435-1965C [79727]	98-'03 S10 & S15, 2WD, chassis package, 3.73	RAA435-2111C-P [70227]	90-'03 Astro & Safari van, 4 wheel ABS, 3.73, posi
RAA435-1965C-P [71780]	98-'03 S10 & S15, 2WD, chassis package, 3.73, posi	RAA435-2111D [73847]	85-'86 Astro & Safari van, 2.56
RAA435-1965D [73515]	98-'03 S10 & S15, 2WD, chassis package, 4.11	RAA435-2111D-P [79168]	85-'86 Astro & Safari van, 2.56, posi
RAA435-1965D-P [77156]	98-'03 S10 & S15, 2WD, chassis package, 4.11, posi	RAA435-2111E [79237]	85-'89 Astro & Safari van, 2.73
RAA435-2098A [74269]	98-'03 S10 & S15, 4WD, 3.08	RAA435-2111E-P [70662]	85-'89 Astro & Safari van, 2.73, posi
RAA435-2098A-P [78579]	98-'03 S10 & S15, 4WD, 3.08, posi	RAA435-2111F [70597]	85-'89 Astro & Safari van, 3.08
RAA435-2098B [74688]	98-'03 S10 & S15, 4WD, 3.42	RAA435-2111F-P [75620]	85-'89 Astro & Safari van, 3.08, posi
RAA435-2098B-P [70712]	98-'03 S10 & S15, 4WD, 3.42, posi	RAA435-2111G [71004]	85-'95 Astro & Safari van, 3.08
RAA435-2098C [71505]	98-'03 S10 & S15, 4WD, 3.73	RAA435-2111G-P [76427]	85-'95 Astro & Safari van, 3.08, posi
RAA435-2098C-P [77733]	98-'03 S10 & S15, 4WD, 3.73, posi	RAA435-2111H [73287]	85-'95 Astro & Safari van, 3.42
RAA435-2099H [78783]	98-'03 S10 & S15, 4WD, w/o 3rd shock, 3.08	RAA435-2111H-P [75716]	85-'95 Astro & Safari van, 3.42, posi
RAA435-2099H-P [75412]	98-'03 S10 & S15, 4WD, w/o 3rd shock, 3.08, posi	RAA435-2111J [79672]	85-'95 Astro & Safari van, 3.73
RAA435-2099J [76641]	98-'03 S10 & S15, 4WD, w/o 3rd shock, 3.42	RAA435-2111J-P [74406]	85-'95 Astro & Safari van, 3.73, posi
RAA435-2099J-P [76760]	98-'03 S10 & S15, 4WD, w/o 3rd shock, 3.42, posi	RAA435-2111K [75297]	85-'95 Astro & Safari van, 4.11
RAA435-2099K [70366]	98-'03 S10 & S15, 4WD, w/o 3rd shock, 3.73	RAA435-2111K-P [75369]	85-'95 Astro & Safari van, 4.11, posi
RAA435-2099K-P [77315]	98-'03 S10 & S15, 4WD, w/o 3rd shock, 3.73, posi	RAA435-2111M [76904]	85-'87 Astro & Safari van, 4.11
RAA435-2099M [79224]	98-'03 S10 & S15, 4WD, w/o 3rd shock, 4.11	RAA435-2111M-P [70974]	85-'87 Astro & Safari van, 4.11, posi
RAA435-2099M-P [75029]	98-'03 S10 & S15, 4WD, w/o 3rd shock, 4.11, posi	RAA435-2111N [77639]	95-'00 Astro & Safari van, 4 wheel ABS, 3.23
RAA435-2099U [73120]	98-'03 S10 & S15, 4WD, w/o sport package or 3rd shock, 3.08	RAA435-2111N-P [73527]	95-'00 Astro & Safari van, 4 wheel ABS, 3.23, posi
RAA435-2099U-P [75637]	98-'03 S10 & S15, 4WD, w/o sport package or 3rd shock, 3.08, posi	RAA435-2111P [74554]	95-'00 Astro & Safari van, 4 wheel ABS, 3.42
RAA435-2099V [77299]	98-'03 S10 & S15, 4WD, w/o sport package or 3rd shock, 3.42	RAA435-2111P-P [72761]	95-'00 Astro & Safari van, 4 wheel ABS, 3.42, posi
RAA435-2099V-P [74123]	98-'03 S10 & S15, 4WD, w/o sport package or 3rd shock, 3.42, posi	RAA435-2111Q [70136]	95-'00 Astro & Safari van, 4 wheel ABS, 3.73
RAA435-2099W [71073]	98-'03 S10 & S15, 4WD, w/o sport package or 3rd shock, 3.73	RAA435-2111Q-P [71518]	95-'00 Astro & Safari van, 4 wheel ABS, 3.73, posi
RAA435-2099W-P [70118]	98-'03 S10 & S15, 4WD, w/o sport package or 3rd shock, 3.73, posi	RAA435-2148A [77703]	2003 Astro & Safari van, 3.42
RAA435-2099X [75147]	98-'03 S10 & S15, 4WD, w/o sport package or 3rd shock, 4.11	RAA435-2148A-P [70983]	2003 Astro & Safari van, 3.42, posi
RAA435-2099X-P [78714]	98-'03 S10 & S15, 4WD, w/o sport package or 3rd shock, 4.11, posi	RAA435-2148B [74513]	2003 Astro & Safari van, 3.73
RAA435-2102A [71449]	94-'97 S10, S15 & Sonoma, 2WD, w/ 3rd shock, 3.08	RAA435-2148B-P [74941]	2003 Astro & Safari van, 3.73, posi
RAA435-2102A-P [79159]	94-'97 S10, S15 & Sonoma, 2WD, w/ 3rd shock, 3.08, posi	RAA435-214B-P [73882]	2003 Astro & Safari van, 3.73, posi
RAA435-2102B [72802]	94-'97 S10, S15 & Sonoma, 2WD, w/ 3rd shock, 3.42	RAA435-2212A [76761]	03-'05 Astro & Safari van, 3.42
RAA435-2102B-P [71172]	94-'97 S10, S15 & Sonoma, 2WD, w/ 3rd shock, 3.42, posi	RAA435-2212A-P [76762]	03-'05 Astro & Safari van, 3.42, posi
		RAA435-2212B [72397]	03-'05 Astro & Safari van, 3.73
		RAA435-2212B-P [79536]	03-'05 Astro & Safari van, 3.73, posi

GM 7.6IFS

PART #	Description	PART #	Description
RAA440-130 [70137]	07-'12 Yukon & Escalade, AWD, 3.42	RAA440-1336B [75178]	99-'06 1500, disc brake, 4.11
RAA440-131A [77411]	07-'13 Silverado, Sierra, Yukon & Suburban, 3.42	RAA440-1336B-BARE [77232]	88-'07 1500, RH needle bearing
RAA440-131B [76335]	07-'13 Silverado, Sierra, Yukon & Suburban, 3.73	RAA440-1362 [76344]	01-'05 1500, AWD, 3.73
RAA440-131C [70376]	07-'13 Silverado, Sierra, Yukon & Suburban, 4.11	RAA440-1362B [73481]	01-'05 1500, AWD, 4.11
RAA440-131C-BARE [79097]	07-'13 Silverado, Sierra, Yukon & Suburban	RAA440-1362-BARE [74785]	01-'07 1500
RAA440-131D [77795]	07-'13 Silverado, Sierra, Yukon & Suburban, 3.08	RAA440-1388 [70985]	02-'05 Sierra & Silverado 1500, AWD, 4.11
RAA440-131D-BARE [71579]	07-'13 Silverado, Sierra, Yukon & Suburban	RAA440-1437 [71972]	99-'06 Sierra & Silverado 1500, 3.42
RAA440-1336A [79689]	99-'06 1500, disc brake, 3.73	RAA440-1438 [73670]	2005 Tahoe & Yukon, AWD, 3.42
RAA440-1336A-BARE [75590]	88-'07 1500, RH needle bearing		

GM 7.75IRS

PART #	Description	PART #	Description
RAA440-1404 [75349]	05-'06 GTO, 3.46	RAA440-159 [71112]	2004 GTO

GM 8.0"

PART #	Description	PART #	Description
RAA435-184 [78590]	09-'12 Colorado & Canyon, 2WD, 3.42		4.11, posi
RAA435-184-P [70226]	09-'12 Colorado & Canyon, 2WD, 3.42, posi	RAA435-2119B [70843]	02-'05 Envoy & Trailblazer, 3.73
RAA435-187 [71987]	09-'12 Colorado & Canyon, 3.73	RAA435-2119B-P [74862]	02-'05 Envoy & Trailblazer, 3.73, posi
RAA435-187-P [73421]	09-'12 Colorado & Canyon, 3.73, posi	RAA435-2215A [71402]	04-'08 Colorado & Canyon, 2WD, 3.42
RAA435-2118A [72076]	02-'05 Envoy & Trailblazer, 3.42	RAA435-2215A-P [70695]	04-'08 Colorado & Canyon, 2WD, 3.42, posi
RAA435-2118A-P [74216]	02-'05 Envoy & Trailblazer, 3.42, posi	RAA435-2215B [73620]	04-'08 Colorado & Canyon, 2WD, 3.73
RAA435-2118B [79252]	02-'05 Envoy & Trailblazer, 3.73	RAA435-2215B-P [70598]	04-'08 Colorado & Canyon, 2WD, 3.73, posi
RAA435-2118B-P [79591]	02-'05 Envoy & Trailblazer, 3.73, posi	RAA435-2215C [76838]	04-'08 Colorado & Canyon, 2WD, 4.11
RAA435-2118B-P-OEM [78491]	1500, 3.73, posi	RAA435-2215C-P [74987]	04-'08 Colorado & Canyon, 2WD, 4.11, posi
RAA435-2118C [72954]	02-'05 Envoy & Trailblazer, 4.11	RAA435-2216A [70692]	04-'08 Colorado & Canyon Z85, 2WD, 3.42
RAA435-2118C-P [78180]	02-'05 Envoy & Trailblazer, 4.11, posi	RAA435-2216A-P [73860]	04-'08 Colorado & Canyon Z85, 2WD, 3.42, posi
RAA435-2118C-P-OEM [77670]	1500, 4.11, posi	RAA435-2216B [76680]	04-'08 Colorado & Canyon, 2WD, 3.73
RAA435-2118D [71657]	06-'09 Envoy & Trailblazer, ABS in axle tube, 3.42	RAA435-2216B-P [74334]	04-'08 Colorado & Canyon, 2WD, 3.73, posi
RAA435-2118D-P [75072]	06-'09 Envoy & Trailblazer, ABS in axle tube, 3.42, posi	RAA435-2217A [74610]	04-'08 Colorado & Canyon ZQ8, 2WD, 3.42
RAA435-2118E [75131]	06-'09 Envoy & Trailblazer, ABS in axle tube, 3.73	RAA435-2217A-P [73785]	04-'08 Colorado & Canyon ZQ8, 2WD, 3.42, posi
RAA435-2118E-P [72320]	06-'09 Envoy & Trailblazer, ABS in axle tube, 3.73, posi	RAA435-2217B [78413]	04-'08 Colorado & Canyon, 2WD, 3.73
RAA435-2118F [72521]	06-'09 Envoy & Trailblazer, ABS in axle tube, 4.11	RAA435-2217B-P [79463]	04-'08 Colorado & Canyon, 2WD, 3.73, posi
RAA435-2118F-P [78314]	06-'09 Envoy & Trailblazer, ABS in axle tube,	RAA435-2340 [78452]	15-'16 Canyon & Colorado, 3.42
		RAA435-2340-P [74918]	15-'16 Canyon & Colorado, 3.42, posi

GM 8.2"

PART #	Description	PART #	Description
RAA435-921A [74843]	73-'75 passenger car	RAA435-941A [79127]	68-'72 passenger car
RAA435-921A-P [71964]	73-'75 passenger car, posi	RAA435-941A-P [78359]	68-'72 passenger car, posi

GM 8.25"

PART #	Description	PART #	Description
RAA440-130 [70137]	07-'12 Yukon & Escalade, AWD, 3.42	RAA440-1336B [75178]	99-'06 1500, disc brake, 4.11
RAA440-131A [77411]	07-'13 Silverado, Sierra, Yukon & Suburban, 3.42	RAA440-1336B-BARE [77232]	88-'07 1500, RH needle bearing
RAA440-131B [76335]	07-'13 Silverado, Sierra, Yukon & Suburban, 3.73	RAA440-1362 [76344]	01-'05 1500, AWD, 3.73
RAA440-131C [70376]	07-'13 Silverado, Sierra, Yukon & Suburban, 4.11	RAA440-1362B [73481]	01-'05 1500, AWD, 4.11
RAA440-131C-BARE [79097]	07-'13 Silverado, Sierra, Yukon & Suburban	RAA440-1362-BARE [74785]	01-'07 1500
RAA440-131D [77795]	07-'13 Silverado, Sierra, Yukon & Suburban, 3.08	RAA440-1388 [70985]	02-'05 Sierra & Silverado 1500, AWD, 4.11
RAA440-131D-BARE [71579]	07-'13 Silverado, Sierra, Yukon & Suburban	RAA440-1437 [71972]	99-'06 Sierra & Silverado 1500, 3.42
RAA440-1336A [79689]	99-'06 1500, disc brake, 3.73	RAA440-1438 [73670]	2005 Tahoe & Yukon, AWD, 3.42
RAA440-1336A-BARE [75590]	88-'07 1500, RH needle bearing		

GM 8.25IFS

PART #	Description	PART #	Description
RAA435-218 [78099]	09-'10 Van 2500, active brake, 3.73	RAA440-1477 [71559]	13-'14 1500, 3.08
RAA440-1472 [73866]	13-'14 1500, 3.42	RAA440-1478 [73011]	13-'14 1500, 3.42

GM 8.5"

PART #	Description	PART #	Description
RAA435-1077C [78955]	88-'95 1500 & 2500 Van	RAA435-1834B [70223]	1995 Tahoe & Yukon, 2WD, 2 door, 3.42
RAA435-1077C-P [77253]	88-'95 1500 & 2500 Van, posi	RAA435-1834B-P [77590]	1995 Tahoe & Yukon, 2WD, 2 door, 3.42, posi
RAA435-1215B [75422]	78-'89 Suburban, 2WD, 2.73	RAA435-1834C [73136]	1995 Tahoe & Yukon, 2WD, 2 door, 3.73
RAA435-1215B-P [73322]	78-'89 Suburban, 2WD, 2.73, posi	RAA435-1834C-P [78195]	1995 Tahoe & Yukon, 2WD, 2 door, 3.73, posi
RAA435-1215C [78623]	78-'89 Suburban, 2WD, 3.08	RAA435-1837A [74854]	95-'99 Suburban 1500, 5 lug, 3.42
RAA435-1215C-P [72412]	78-'89 Suburban, 2WD, 3.08, posi	RAA435-1837A-P [71325]	95-'99 Suburban 1500, 5 lug, 3.42, posi
RAA435-1215D [73857]	78-'89 Suburban, 2WD, 3.42	RAA435-1837B [72907]	95-'99 Suburban 1500, 5 lug, 3.73
RAA435-1215D-P [74723]	78-'89 Suburban, 2WD, 3.42, posi	RAA435-1837B-P [71148]	95-'99 Suburban 1500, 5 lug, 3.73, posi
RAA435-1215E [78335]	78-'89 Suburban, 2WD, 3.73	RAA435-1868 [72484]	96-'97 S10 & S15 ZR2, 3.42
RAA435-1215E-P [70065]	78-'89 Suburban, 2WD, 3.73, posi	RAA435-1868-P [74122]	96-'97 S10 & S15 ZR2, 3.42, posi
RAA435-1249B [73162]	81-'87 P/U, 4WD, 2.73	RAA435-1869 [72349]	96-'02 Van 1500
RAA435-1249B-P [71484]	81-'87 P/U, 4WD, 2.73, posi	RAA435-1869-P [74529]	96-'02 Van 1500, posi
RAA435-1249C [77344]	81-'91 Suburban 1500, 3.08	RAA435-1935 [76731]	98-'05 S10 & S15, 2WD, 3.42
RAA435-1249C-P [78236]	81-'91 Suburban 1500, 3.08, posi	RAA435-1935-P [72831]	98-'05 S10 & S15, 2WD, 3.42, posi
RAA435-1249D [72228]	81-'91 Suburban 1500, 3.42	RAA435-1937 [74547]	98-'05 S10, 3.73
RAA435-1249D-P [77977]	81-'91 Suburban 1500, 3.42, posi	RAA435-1937-P [71692]	98-'05 S10, 3.73, posi
RAA435-1249E [75176]	81-'91 Suburban 1500, 3.73	RAA435-1938 [74699]	98-'05 S10, 3.42
RAA435-1249E-P [78772]	81-'91 Suburban 1500, 3.73, posi	RAA435-1938-P [76970]	98-'05 S10 & S15, 3.42, posi
RAA435-1510A [74541]	88-'90 1500, 2WD, 2.73	RAA435-1938-P-OEM [79565]	F350, 4WD, 3.42, posi
RAA435-1510A-P [77962]	88-'90 1500, 2WD, 2.73, posi	RAA435-2062 [73888]	94-'97 S10 & S15 ZR2, 3.73
RAA435-1510B [78660]	88-'99 1500, 2WD, 3.08	RAA435-2062-P [75827]	94-'97 S10 & S15 ZR2, 3.73, posi
RAA435-1510B-P [78288]	88-'99 1500, 2WD, 3.08, posi	RAA435-2063 [73145]	94-'97 S10 & S15, 3.73
RAA435-1510C [73654]	88-'99 1500, 2WD, 3.42	RAA435-2063-P [73068]	94-'97 S10 & S15, 3.73, posi
RAA435-1510C-P [79360]	88-'99 1500, 2WD, 3.42, posi	RAA435-2064 [71753]	98-'03 S10 ZR2, 4WD, 3.73
RAA435-1510D [71690]	88-'99 1500, 2WD, 3.73	RAA435-2064-P [77266]	98-'03 S10 ZR2, 4WD, 3.73, posi
RAA435-1510D-P [74528]	88-'99 1500, 2WD, 3.73, posi	RAA435-2065 [72256]	98-'03 S10 ZR2, 4WD, 3.42
RAA435-1510E [75145]	88-'99 1500, 2WD, 4.11	RAA435-2065-P [77649]	98-'03 S10 ZR2, 4WD, 3.42, posi
RAA435-1510E-P [70286]	88-'99 1500, 2WD, 4.11, posi	RAA435-2103A [78744]	98-'00 Yukon & Tahoe, 4 door, w/ sway bar, 3.08
RAA435-1513A [78148]	88-'99 1500, 4WD, 3.42	RAA435-2103A-P [74897]	98-'00 Yukon & Tahoe, 4 door, w/ sway bar, 3.08, posi
RAA435-1513A-P [77789]	88-'99 1500, 4WD, 3.42, posi	RAA435-2103B [79154]	98-'00 Yukon & Tahoe, 4 door, w/ sway bar, 3.42
RAA435-1513B [74364]	88-'99 1500, 4WD, 3.73	RAA435-2103B-P [72340]	98-'00 Yukon & Tahoe, 4 door, w/ sway bar, 3.42, posi
RAA435-1513B-P [72499]	88-'99 1500, 4WD, 3.73, posi	RAA435-2103C [76652]	98-'00 Yukon & Tahoe, 4 door, w/ sway bar, 3.73
RAA435-1513C [76073]	88-'99 1500, 4WD, 4.11	RAA435-2103C-P [78149]	98-'00 Yukon & Tahoe, 4 door, w/ sway bar, 3.73, posi
RAA435-1513C-P [79625]	88-'99 1500, 4WD, 4.11, posi	RAA435-2103D [77079]	98-'00 Yukon & Tahoe, 4 door, w/o sway bar, 3.08
RAA435-1651A [77352]	92-'94 Suburban, 1500, 2WD, 3.42	RAA435-2103D-P [77650]	98-'00 Yukon & Tahoe, 4 door, w/o sway bar, 3.08, posi
RAA435-1651A-P [77878]	92-'94 Suburban, 1500, 2WD, 3.42, posi	RAA435-2103E [70784]	98-'00 Yukon & Tahoe, 4 door, w/o sway bar, 3.42
RAA435-1651B [79520]	92-'94 Suburban, 1500, 2WD, 3.73	RAA435-2103E-P [76289]	98-'00 Yukon & Tahoe, 4 door, w/o sway bar, 3.42, posi
RAA435-1651B-P [72049]	92-'94 Suburban, 1500, 2WD, 3.73, posi	RAA435-2103F [73721]	98-'00 Yukon & Tahoe, 4 door, w/o sway bar, 3.73
RAA435-1652A [75555]	92-'99 GM 1500, 4WD, 6 lug, 3.42	RAA435-2103F-P [73175]	98-'00 Yukon & Tahoe, 4 door, w/o sway bar, 3.73, posi
RAA435-1652A-P [75907]	92-'99 GM 1500, 4WD, 6 lug, 3.42, posi	RAA435-2119A [79500]	02-'05 Envoy & Trailblazer, 3.42
RAA435-1652B [74730]	92-'99 GM 1500, 4WD, 6 lug, 3.73	RAA435-2119A-OEM [78197]	GMC 1500, 3.42
RAA435-1652B-P [77745]	92-'99 GM 1500, 4WD, 6 lug, 3.73, posi	RAA435-2119A-P [78094]	02-'05 Envoy & Trailblazer, 3.42, posi
RAA435-1793 [76896]	93-'96 Fleetwood	RAA435-2119C [70066]	02-'09 Trailblazer, 4.10
RAA435-1793-P [73754]	93-'96 Fleetwood, posi	RAA435-2119C-P [73229]	02-'09 Trailblazer, 4.10, posi
RAA435-1797 [76075]	94-'96 Caprice	RAA435-2119D [77277]	02-'09 Trailblazer, 3.42
RAA435-1797-P [72724]	94-'96 Caprice, posi	RAA435-2119D-P [71523]	02-'09 Trailblazer, 3.42, posi
RAA435-1820A [70196]	95-'97 S10, S15 & Sonoma, 2WD, 3.08	RAA435-2119E [72786]	06-'09 Envoy & Trailblazer, 3.73
RAA435-1820A-P [77747]	95-'97 S10, S15 & Sonoma, 2WD, 3.08, posi	RAA435-2119E-P [72725]	06-'09 Envoy & Trailblazer, 3.73, posi
RAA435-1820B [72183]	98-'03 S10, S15 & Sonoma, 2WD, 3.08	RAA435-2119F [78753]	06-'09 Envoy & Trailblazer, 4.11
RAA435-1820B-P [77502]	98-'03 S10, S15 & Sonoma, 2WD, 3.08, posi	RAA435-2119F-P [74438]	06-'09 Envoy & Trailblazer, 4.11, posi
RAA435-1826 [78867]	95-'97 S10 & S15, 2WD, 3.42		
RAA435-1826-P [73208]	95-'97 S10 & S15, 2WD, 3.42, posi		
RAA435-1828 [71874]	95-'97 S10 & S15, 2WD, 3.42		
RAA435-1828-P [71320]	95-'97 S10 & S15, 2WD, 3.42, posi		
RAA435-1834A [76475]	1995 Tahoe & Yukon, 2WD, 2 door, 3.08		
RAA435-1834A-P [71959]	1995 Tahoe & Yukon, 2WD, 2 door, 3.08, posi		

AXLE ASSEMBLIES

PART #	Description	PART #	Description
RAA435-105A [79396]	07-'08 Suburban 1500, 3.23	RAA435-2176A [75892]	03-'05 P/U 1500, 2WD, 3.42
RAA435-105A-P [78129]	07-'08 Suburban 1500, 3.23, posi	RAA435-2176A-P [72136]	03-'05 P/U 1500, 2WD, 3.42, posi
RAA435-105B [70447]	07-'08 Suburban 1500, 3.42	RAA435-2176B [73076]	03-'05 P/U 1500, 2WD, 3.73
RAA435-105B-P [76741]	07-'08 Suburban 1500, 3.42, posi	RAA435-2176B-P [75940]	03-'05 P/U 1500, 2WD, 3.73, posi
RAA435-105C [73295]	07-'08 Suburban 1500, 3.73	RAA435-2176C [79320]	03-'05 P/U 1500, 2WD, 4.11
RAA435-105C-P [74729]	07-'08 Suburban 1500, 3.73, posi	RAA435-2176C-P [78715]	03-'05 P/U 1500, 2WD, 4.11, posi
RAA435-105D [79639]	07-'08 Suburban 1500, 4.11	RAA435-2176D [78897]	2005 P/U 1500, 2WD, active brake, 3.23
RAA435-105D-P [70325]	07-'08 Suburban 1500, 4.11, posi	RAA435-2176D-OEM [72696]	2005 P/U 1500, 2WD, active brake, 3.23
RAA435-105E [70072]	07-'08 Suburban 1500, 3.08	RAA435-2176D-P [79568]	2005 P/U 1500, 2WD, active brake, 3.23, posi
RAA435-105E-P [75606]	07-'08 Suburban 1500, 3.08, posi	RAA435-2177A [74599]	03-'05 P/U 1500, 4WD, 3.73
RAA435-141 [76110]	07-'08 Hummer H3, w/Z85 option, 4.56	RAA435-2177A-P [79104]	03-'05 P/U 1500, 4WD, 3.73, posi
RAA435-141-P [78698]	07-'08 Hummer H3, w/Z85 option, 4.56, posi	RAA435-2177B [72933]	03-'05 P/U 1500, 4WD, 4.11
RAA435-142 [73194]	07-'08 Hummer H3, w/Z85 option, 4.56, w/ electric locker	RAA435-2177B-P [74549]	03-'05 P/U 1500, 4WD, 4.11, posi
RAA435-162 [74388]	2008 Express & Savanna van, w/ active brake, 3.73	RAA435-2177C [71911]	03-'05 P/U 1500, 4WD, 3.42
RAA435-162-P [79061]	2008 Express & Savanna van, w/ active brake, 3.73, posi	RAA435-2177C-P [75045]	03-'05 P/U 1500, 4WD, 3.42, posi
RAA435-172A [73583]	09-'11 Yukon & Tahoe, 3.08	RAA435-2185A [79521]	03-'07 Van 1500, 3.42
RAA435-172A-P [75346]	09-'11 Yukon & Tahoe, 3.08, posi	RAA435-2185A-P [76153]	03-'07 Van 1500, 3.42, posi
RAA435-172B [72775]	09-'11 Yukon & Tahoe, 3.23	RAA435-2185B [73664]	03-'07 Van 1500, 3.73
RAA435-172B-P [75846]	09-'11 Yukon & Tahoe, 3.23, posi	RAA435-2185B-P [77970]	03-'07 Van 1500, 3.73, posi
RAA435-172C [71435]	09-'11 Yukon & Tahoe, 3.42	RAA435-2189-P [71022]	03-'04 P/U 1500, 4.11, posi
RAA435-172C-P [71983]	09-'11 Yukon & Tahoe, 3.42, posi	RAA435-2213A [72795]	03-'05 SSR, 3.73
RAA435-172D [74355]	09-'11 Yukon & Tahoe, 3.73	RAA435-2213B [77450]	03-'05 SSR, 3.73
RAA435-172D-P [72262]	09-'11 Yukon & Tahoe, 3.73, posi	RAA435-221A [77243]	09-'14 Van 1500, active brake, 3.42
RAA435-185A [73887]	09-'12 Colorado & Canyon, 3.42	RAA435-221A-P [78654]	09-'14 Van 1500, active brake, 3.42, posi
RAA435-185A-P [77254]	09-'12 Colorado & Canyon, 3.42, posi	RAA435-221B [77929]	09-'14 Van 1500, active brake, 3.73
RAA435-185B [77830]	09-'12 Colorado & Canyon, 3.73	RAA435-221B-P [71316]	09-'14 Van 1500, active brake, 3.73, posi
RAA435-185B-P [70708]	09-'12 Colorado & Canyon, 3.73, posi	RAA435-222A [71646]	09-'10 Van 1500, non-active brake, 3.42
RAA435-185C [74064]	09-'12 Colorado & Canyon, 4.11	RAA435-222A-P [70513]	09-'10 Van 1500, non-active brake, 3.42, posi
RAA435-185C-P [74995]	09-'12 Colorado & Canyon, 4.11, posi	RAA435-222B [75428]	09-'10 Van 1500, non-active brake, 3.73
RAA435-1953A [77984]	99-'05 1500, non-crew cab, 3.42	RAA435-222B-P [73278]	09-'10 Van 1500, non-active brake, 3.73, posi
RAA435-1953A-P [79543]	99-'05 1500, non-crew cab, 3.42, posi	RAA435-2235A [74391]	2004 1500 crew cab, 6 lug, 3.42
RAA435-1953B [74485]	99-'05 1500, non-crew cab, 3.73	RAA435-2235A-P [77504]	2004 1500 crew cab, 6 lug, 3.42, posi
RAA435-1953B-P [76091]	99-'05 1500, non-crew cab, 3.73, posi	RAA435-2235B [78812]	2004 1500 crew cab, 6 lug, 3.73
RAA435-1953C [75890]	99-'05 1500, non-crew cab, 3.23	RAA435-2235B-P [73288]	2004 1500 crew cab, 6 lug, 3.73, posi
RAA435-1953C-P [78861]	99-'05 1500, non-crew cab, 3.23, posi	RAA435-2235C [73505]	2004 1500 crew cab, 6 lug, 4.11
RAA435-1955A [71675]	99-'05 1500, non-crew cab, 3.08	RAA435-2235C-P [77603]	2004 1500 crew cab, 6 lug, 4.11, posi
RAA435-1955A-P [70525]	99-'05 1500, non-crew cab, 3.08, posi	RAA435-2236 [73472]	2004 1500, 3.73
RAA435-1955B [75968]	99-'05 Sierra & Silverado, non-crew cab, 3.42	RAA435-2236-P [74917]	2004 1500, 3.73, posi
RAA435-1955B-P [74172]	99-'05 Sierra & Silverado, non-crew cab, 3.42, posi	RAA435-2239A [78446]	05-'07 Silverado, drum brake, 3.23
RAA435-1955C [71974]	99-'05 Sierra & Silverado, non-crew cab, 3.73	RAA435-2239A-P [70018]	05-'07 Silverado, drum brake, 3.23, posi
RAA435-1955C-P [72039]	99-'05 Sierra & Silverado, non-crew cab, 3.73, posi	RAA435-2239B [72201]	05-'07 Silverado, drum brake, 3.73
RAA435-1955D [71399]	99-'05 Sierra & Silverado, non-crew cab, 4.11, posi	RAA435-2239B-P [79661]	05-'07 Silverado, drum brake, 3.73, posi
RAA435-1955D-P [75105]	99-'05 Sierra & Silverado, non-crew cab, 4.11, posi	RAA435-2239C [70817]	05-'07 Silverado, drum brake, 3.42, posi
RAA435-1955E [73369]	2005 1500, 2WD, non-crew cab, 3.23	RAA435-2239C-P [78943]	05-'07 Silverado, drum brake, 4.11
RAA435-1955E-P [75644]	2005 1500, 2WD, non-crew cab, 3.23, posi	RAA435-2239D [74349]	05-'07 Silverado, drum brake, 4.11
RAA435-2041A [73705]	00-'05 1500, 3WD, 3.42	RAA435-2239D-P [72567]	05-'07 Silverado, drum brake, 4.11, posi
RAA435-2041A-P [77814]	00-'05 1500, 3WD, 3.42, posi	RAA435-2240A [73542]	05 & up Silverado, drum brake, 3.23
RAA435-2041B [77771]	00-'05 1500, 3WD, 3.73	RAA435-2240A-P [74585]	05 & up Silverado, drum brake, 3.23, posi
RAA435-2041B-P [70999]	00-'05 1500, 3WD, 3.73, posi	RAA435-2240B [71912]	05 & up Silverado, drum brake, 3.73
RAA435-2041C [71545]	00-'05 1500, 3WD, 4.11	RAA435-2240B-OEM [73945]	05 & up Silverado, drum brake, 3.73
RAA435-2041C-P [77889]	00-'05 1500, 3WD, 4.11, posi	RAA435-2240B-P [73771]	05 & up Silverado, drum brake, 3.73, posi
RAA435-2041D [75680]	2005 1500, 2WD, non-active brake, 3.23	RAA435-2240C [78119]	05 & up Silverado, drum brake, 3.42
RAA435-208A [72481]	09-'13 1500, active brake, 3.23	RAA435-2240C-P [74624]	05 & up Silverado, drum brake, 3.42, posi
RAA435-208A-P [78066]	09-'13 1500, active brake, 3.23, posi	RAA435-2240D [78906]	05 & up Silverado, drum brake, 4.11
RAA435-208B [72345]	09-'13 1500, active brake, 3.42	RAA435-2240D-P [72715]	05 & up Silverado, drum brake, 4.11, posi
RAA435-208B-P [78267]	09-'13 1500, active brake, 3.42, posi	RAA435-2251 [72420]	05-'07 Sierra Denali, 4.11, posi
RAA435-208C [75865]	09-'13 1500, active brake, 3.73	RAA435-2251-P [79457]	05-'07 Sierra Denali, 4.11, posi
RAA435-208C-P [75329]	09-'13 1500, active brake, 3.73, posi	RAA435-2257A [70602]	07-'08 Silverado, non-active brake, 3.23
RAA435-208D [73281]	09-'13 1500, active brake, 4.11	RAA435-2257A-P [79653]	07-'08 Silverado, non-active brake, 3.23, posi
RAA435-208D-P [76381]	09-'13 1500, active brake, 4.11, posi	RAA435-2257B [70024]	07-'08 Silverado, non-active brake, 3.42
RAA435-208E [71927]	09-'13 1500, active brake, 3.08	RAA435-2257B-P [77825]	07-'08 Silverado, non-active brake, 3.42, posi
RAA435-208E-P [76507]	09-'13 1500, active brake, 3.08, posi	RAA435-2257C [76306]	07-'08 Silverado, non-active brake, 3.73
RAA435-209A [73100]	09-'13 1500, non-active brake, 3.23	RAA435-2257C-P [79267]	07-'08 Silverado, non-active brake, 3.73, posi
RAA435-209A-P [78131]	09-'13 1500, non-active brake, 3.23, posi	RAA435-2257D [79553]	07-'08 Silverado, non-active brake, 4.10
RAA435-209B [75692]	09-'13 1500, non-active brake, 3.73	RAA435-2257D-P [74543]	07-'08 Silverado, non-active brake, 4.10, posi
RAA435-209B-P [72730]	09-'13 1500, non-active brake, 3.73, posi	RAA435-2258A [70984]	07-'08 Silverado, active brake, 3.23
		RAA435-2258A-P [79717]	07-'08 Silverado, active brake, 3.23, posi
		RAA435-2258B [73570]	07-'08 1500 P/U, active brake, 3.42
		RAA435-2258B-P [78269]	07-'08 1500 P/U, active brake, 3.42, posi
		RAA435-2258C [76167]	07-'08 1500 P/U, active brake, 3.73
		RAA435-2258C-P [75774]	07-'08 1500 P/U, active brake, 3.73, posi

Continued on next page

GM 8.6" (Cont.)

PART #	Description	PART #	Description
RAA435-2258D [72683]	07-'08 1500 P/U, active brake, 4.10	RAA435-279A [70330]	09-'13 1500 P/U, active brake, 3.08
RAA435-2258D-P [74796]	07-'08 1500 P/U, active brake, 4.10, posi	RAA435-279A-P [75046]	09-'13 1500 P/U, active brake, 3.08, posi
RAA435-2259 [73137]	07-'08 1500 P/U, active brake, 3.42		
RAA435-2259-P [74310]	07-'08 1500 P/U, active brake, 3.42, posi		
RAA435-2313 [72314]	14-'16 Sierra & Silverado, 3.42		

GM 8.6IRS

PART #	Description	PART #	Description
RAA440-212 [79447]	10-'12 Camaro, 3.45, posi	RAA440-213 [73522]	10-'15 Camaro, 3.27, posi

GM 8.25IFS

PART #	Description	PART #	Description
RAA440-1444A [76389]	92-'96 1500, iron tube, w/ pin switch pole, 3.42	RAA440-1444C [78492]	97-'99 1500, iron tube, w/o pin switch pole, 3.42
RAA440-1444A-BARE [74834]	88-'07 1500, RH needle bearing	RAA440-1444D [76839]	97-'99 1500, iron tube, w/o pin switch pole, 3.73
RAA440-1444A-E [77202]	88-'91 1500, aluminum tube, w/ pin switch pole, 3.42	RAA440-1444E [73262]	97-'99 1500, iron tube, w/o pin switch pole, 4.11
RAA440-1444B [74660]	92-'96 1500, iron tube, w/ pin switch pole, 3.73	RAA440-1444E-E [70800]	88-'91 1500, 4.11
RAA440-1444B-E [74581]	88-'91 1500, aluminum tube, w/ pin switch pole, 3.73		

GM 9.25"

PART #	Description	PART #	Description
RAA440-1291A [73457]	95-'99 2500 & 3500, 8 lug, 3.42	RAA440-1291F [71733]	97-'00 2500 & 3500, 8 lug, 3.73
RAA440-1291A-BARE [77125]	88-'10 1500	RAA440-1291G [72442]	97-'00 2500 & 3500, 8 lug, 4.11
RAA440-1291B [73916]	95-'99 2500 & 3500, 8 lug, 3.73	RAA440-1291H [73230]	97-'00 2500 & 3500, 8 lug, 4.56
RAA440-1291B-BARE [72494]	88-'10 1500	RAA440-1337A [76769]	99-'08 Silverado & Sierra 2500 & 3500, 8 lug, 3.73
RAA440-1291C [74956]	92-'99 2500 & 3500, 8 lug, 4.11	RAA440-1337B [77729]	99-'08 Silverado & Sierra 2500 & 3500, 8 lug, 4.11
RAA440-1291C-BARE [73636]	88-'10 2500 & 3500	RAA440-1387 [79308]	03-'07 Hummer H2, 4.11
RAA440-1291D [75470]	89-'97 2500 & 3500, 8 lug, 4.56	RAA440-234A [75597]	11-'12 2500 & 3500, 3.73
RAA440-1291E [77717]	97-'00 2500 & 3500, 8 lug, 3.42	RAA440-234B [72079]	11-'12 2500 & 3500, 4.11

GM 9.5"

PART #	Description	PART #	Description
RAA435-1514A [78787]	88-'98 1500, 2WD, 6 lug, 3.42	RAA435-1838A [75489]	95-'99 Suburban 1500, 4WD, 8 lug, 3.42
RAA435-1514A-P [75270]	88-'98 1500, 2WD, 6 lug, 3.42, posi	RAA435-1838A-P [78229]	95-'99 Suburban 1500, 4WD, 8 lug, 3.42, posi
RAA435-1514B [72255]	88-'98 1500, 2WD, 6 lug, 3.73	RAA435-1838B [78731]	95-'99 Suburban 1500, 4WD, 8 lug, 3.73
RAA435-1514B-P [76835]	88-'98 1500, 2WD, 6 lug, 3.73, posi	RAA435-1838B-P [75058]	95-'99 Suburban 1500, 4WD, 8 lug, 3.73, posi
RAA435-1514C [71791]	88-'98 1500, 2WD, 6 lug, 4.11	RAA435-1840A [78844]	95-'99 Suburban 1500, 2WD, 8 lug, 3.42
RAA435-1514C-P [70199]	88-'98 1500, 2WD, 6 lug, 4.11, posi	RAA435-1840A-P [78093]	95-'99 Suburban 1500, 2WD, 8 lug, 3.42, posi
RAA435-1514D [74963]	88-'98 1500, 2WD, 6 lug, 4.56	RAA435-1840B [70774]	95-'99 Suburban 1500, 2WD, 8 lug, 3.73
RAA435-1514D-P [71855]	88-'98 1500, 2WD, 6 lug, 4.56, posi	RAA435-1840B-P [73143]	95-'99 Suburban 1500, 2WD, 8 lug, 3.73, posi
RAA435-1515A [79394]	88-'99 1500, 4WD, 6 lug, 3.42	RAA435-1870 [77808]	96-'02 Van 2500, 6 lug
RAA435-1515A-P [78136]	88-'99 1500, 4WD, 6 lug, 3.42, posi	RAA435-1870-P [74018]	96-'02 Van 2500, 6 lug, posi
RAA435-1515B [75587]	88-'99 1500, 4WD, 6 lug, 3.73	RAA435-1871 [74028]	96-'02 Van 2500, 8 lug
RAA435-1515B-P [73858]	88-'99 1500, 4WD, 6 lug, 3.73, posi	RAA435-1871-P [71980]	96-'02 Van 2500, 8 lug, posi
RAA435-1515C [72976]	88-'99 1500, 4WD, 6 lug, 4.11	RAA435-1956A [73801]	01-'05 1500, 3.42
RAA435-1515C-P [72267]	88-'99 1500, 4WD, 6 lug, 4.11, posi	RAA435-1956A-P [70697]	01-'05 1500, 3.42, posi
RAA435-1524A [70222]	89-'00 2500, 8 lug, 3.42	RAA435-1956B [79722]	01-'05 Sierra & Silverado, crew cab, 3.73
RAA435-1524A-P [76820]	89-'00 2500, 8 lug, 3.42, posi	RAA435-1956B-P [77956]	01-'05 Sierra & Silverado, crew cab, 3.73, posi
RAA435-1524B [74035]	89-'00 2500, 8 lug, 3.73	RAA435-1956C [73361]	01-'05 Sierra & Silverado, crew cab, 4.11
RAA435-1524B-P [70234]	89-'00 2500, 8 lug, 3.73, posi	RAA435-1956C-P [70610]	01-'05 Sierra & Silverado, crew cab, 4.11, posi
RAA435-1524C [77818]	89-'00 2500, 8 lug, 4.11	RAA435-2041D-P [71043]	2005 1500, 2WD, non-active brake, 3.23, posi
RAA435-1524C-P [79006]	89-'00 2500, 8 lug, 4.11, posi	RAA435-2042A [74242]	00-'05 2500, 3.73
RAA435-1524D [70209]	89-'00 2500, 8 lug, 4.56	RAA435-2042A-P [77928]	00-'05 2500, 3.73, posi
RAA435-1524D-P [77701]	89-'00 2500, 8 lug, 4.56, posi	RAA435-2042B [70424]	00-'05 2500, 4.11
RAA435-1800A [77644]	1994 Suburban 1500, 4WD, 3.42	RAA435-2042B-P [77655]	00-'05 2500, 4.11, posi
RAA435-1800A-P [70486]	1994 Suburban 1500, 4WD, 3.42, posi	RAA435-2171 [76382]	03-'05 Hummer H2, w/ electric lokcer, 4.11
RAA435-1800B [76604]	1994 Suburban 1500, 4WD, 3.73	RAA435-2171-P [78682]	03-'04 Hummer H2, w/ electric lokcer, 4.11
RAA435-1800B-P [74336]	1994 Suburban 1500, 4WD, 3.73, posi	RAA435-223 [79067]	2009 Van 2500 & 3500, active brake, 3.73

Continued on next page

GM 9.5" (Cont.)

PART #	Description	PART #	Description
RAA435-224A [70278]	09-'10 Van 2500, non-active brake, 3.73	RAA435-225B-P [71126]	2009 Van 3500, non-active brake, 4.11, posi
RAA435-224A-P [79276]	09-'10 Van 2500, non-active brake, 3.73, posi	RAA435-226 [78310]	2009 Van 3500, SRW, cutaway, 4.11
RAA435-224B [71075]	09-'10 Van 2500, non-active brake, 4.11	RAA435-2260A [79668]	07-'13 3500 P/U, 2WD, 3.42
RAA435-224B-P [77705]	09-'10 Van 2500, non-active brake, 4.11, posi	RAA435-2260A-P [76055]	07-'13 3500 P/U, 2WD, 3.42, posi
RAA435-224C [78469]	09-'10 Van 2500, non-active brake, 3.42	RAA435-2260B [72321]	07-'13 3500 P/U, 2WD, 3.73
RAA435-224C-P [79509]	09-'10 Van 2500, non-active brake, 3.42, posi	RAA435-2260B-P [77320]	07-'13 3500 P/U, 2WD, 3.73, posi
RAA435-2252A [71838]	06-'07 1500 P/U, 6 lug, 3.73	RAA435-2260C [78580]	07-'13 3500 P/U, 2WD, 4.11
RAA435-2252A-P [79331]	06-'07 1500 P/U, 6 lug, 3.73, posi	RAA435-2260C-P [73443]	07-'13 3500 P/U, 2WD, 4.11, posi
RAA435-2252B [74996]	06-'07 1500 P/U, 6 lug, 4.11	RAA435-226-P [77672]	2009 Van 3500, SRW, 4.11, posi
RAA435-2252B-P [74270]	06-'07 1500 P/U, 6 lug, 4.11, posi	RAA435-259 [70193]	10-'14 2500 & 3500 P/U, active brake, 3.42
RAA435-2254 [71710]	06-'07 Hummer H2, electric locker, 4.11	RAA435-259-P [77837]	10-'14 2500 & 3500 P/U, active brake, 3.42, posi
RAA435-2255A [71455]	2009 Envoy & Trailblazer, 3.42	RAA435-260 [71616]	2010 Van 3500, non-active brake, 3.42
RAA435-2255A-P [78315]	2009 Envoy & Trailblazer, 3.42, posi	RAA435-260-P [77005]	2010 Van 3500, non-active brake, 3.42, posi
RAA435-2255B [78293]	2009 Envoy & Trailblazer, 3.73	RAA435-262 [72482]	10-'13 Van 3500, SRW, cutaway, non-active brake, 3.42
RAA435-2255B-P [79211]	2009 Envoy & Trailblazer, 3.73, posi	RAA435-262-P [70862]	10-'13 Van 3500, SRW, cutaway, non-active brake, 3.42, posi
RAA435-2255C [74795]	06-'09 Trailblazer 6.0L, 4.11	RAA435-112A [77857]	07-'13 Tahoe & Yukon, 3.42
RAA435-2255C-P [74319]	06-'09 Trailblazer 6.0L, 4.11, posi	RAA435-112A-P [73435]	07-'13 Tahoe & Yukon, 3.42, posi
RAA435-225A [79683]	2009 Van 3500, non-active brake, 3.73	RAA435-112B [71670]	07-'13 Tahoe & Yukon, 4.11
RAA435-225A-P [70852]	2009 Van 3500, non-active brake, 3.73, posi	RAA435-112B-P [71888]	07-'13 Tahoe & Yukon, 4.11, posi
RAA435-225B [71017]	2009 Van 3500, non-active brake, 4.11		

GM 9.5" 12 Bolt

PART #	Description	PART #	Description
RAA435-2307A [70548]	14-'15 P/U, 3.08	RAA435-2307B [74373]	14-'15 P/U, 3.42
RAA435-2307A-P [78625]	14-'15 P/U, 3.08, posi	RAA435-2307B-P [75978]	14-'15 P/U, 3.42, posi

GM 9.76"

PART #	Description
RAA435-2329A [70944]	15-'16 Yukon & Escalade, 3.23

GM 11.5"

PART #	Description	PART #	Description
RAA435-163 [75800]	04-'08 Silverado 2500, 3.73	RAA435-2085A-P [79103]	01-'05 Sierra & Silverado 3500, cab chassis, 3.73, posi
RAA435-163-P [73618]	92-'94 Silverado 2500, 3.73, posi	RAA435-2085B [75254]	01-'05 Sierra & Silverado 3500, cab chassis, 4.11
RAA435-2080A [75832]	01-'05 Sierra & Silverado, w/ 6spd, 3.73	RAA435-2085B-P [77456]	01-'05 Sierra & Silverado 3500, cab chassis, 4.11, posi
RAA435-2080A-P [70826]	01-'05 Sierra & Silverado, w/ 6spd, 3.73, posi	RAA435-2086A [76256]	01-'05 Sierra & Silverado, DRW, w/ 6spd, 3.73
RAA435-2080B [76340]	01-'05 Sierra & Silverado 3500, w/ 6spd, 4.11	RAA435-2086A-P [74377]	01-'05 Sierra & Silverado, DRW, w/ 6spd, 3.73, posi
RAA435-2080B-P [75427]	01-'05 Sierra & Silverado 3500, w/ 6spd, 4.11, posi	RAA435-2086B [78819]	01-'05 Sierra & Silverado 3500, DRW, w/ 6spd, 4.11
RAA435-2082A [71563]	01-'05 Sierra & Silverado 3500, cab chassis, wide track, w/ 6spd, 3.73	RAA435-2086B-P [73170]	01-'05 Sierra & Silverado 3500, DRW, w/ 6spd, 4.11, posi
RAA435-2082A-P [79356]	01-'05 Sierra & Silverado 3500, cab chassis, wide track, w/ 6spd, 3.73, posi	RAA435-2087A [75609]	01-'05 Sierra & Silverado 3500, DRW, non-6spd, 3.73
RAA435-2082B [77544]	01-'05 Sierra & Silverado 3500, cab chassis, wide track, w/ 6spd, 4.11	RAA435-2087A-P [74530]	01-'05 Sierra & Silverado 3500, DRW, non-6spd, 3.73, posi
RAA435-2082B-P [70583]	01-'05 Sierra & Silverado 3500, cab chassis, wide track, w/ 6spd, 4.11, posi	RAA435-2087B [73003]	01-'05 Sierra & Silverado 3500, DRW, non-6spd, 4.11
RAA435-2083A [70682]	01-'05 Sierra & Silverado 3500, cab chassis, 3.73	RAA435-2087B-P [71812]	01-'05 Sierra & Silverado 3500, DRW, non-6spd, 4.11, posi
RAA435-2083A-P [79561]	01-'05 Sierra & Silverado 3500, cab chassis, 3.73, posi	RAA435-218-P [72217]	2009 Silverado 2500, active brake, 3.73, posi
RAA435-2083B [73062]	01-'05 Sierra & Silverado 3500, cab chassis, 4.11	RAA435-219 [77109]	2009 Silverado 2500, non-active brake, 3.73, posi
RAA435-2083B-P [73002]	01-'05 Sierra & Silverado 3500, cab chassis, 4.11, posi	RAA435-219-P [77378]	09-'10 Sierra & Silverado 2500, 3.73, posi
RAA435-2084A [74252]	01-'05 Sierra & Silverado 3500, cab chassis, non-wide track, w/ 6spd, 3.73	RAA435-2220A [71558]	04-'10 Sierra & Silverado 3500, 3.73
RAA435-2084A-P [72648]	01-'05 Sierra & Silverado 3500, cab chassis, non-wide track, w/ 6spd, 3.73, posi	RAA435-2220A-P [79384]	04-'10 Sierra & Silverado 3500, 3.73, posi
RAA435-2084B [77667]	01-'05 Sierra & Silverado 3500, cab chassis, non-wide track, w/ 6spd, 4.11	RAA435-2220B [75034]	04-'05 Sierra & Silverado 3500, 4.11
RAA435-2084B-P [75277]	01-'05 Sierra & Silverado 3500, cab chassis, non-wide track, w/ 6spd, 4.11, posi	RAA435-2220B-P [77004]	04-'05 Sierra & Silverado 3500, 4.11, posi
RAA435-2085A [79363]	01-'05 Sierra & Silverado 3500, cab chassis, 3.73	RAA435-2263A [76828]	07-'10 Silverado 3500, DRW, 3.73
		RAA435-2263A-P [72672]	07-'10 Silverado 3500, DRW, 3.73, posi
		RAA435-2263B [70882]	07-'08 Silverado 3500, 4.11, DRW
		RAA435-2263B-P [77979]	07-'08 Silverado 3500, DRW, 4.11, posi
		RAA435-2264A [72835]	07-'10 3500 P/U, DRW, cab chassis, non-wide trac, 3.73

Continued on next page

GM 11.5" (Cont.)

PART #	Description	PART #	Description
RAA435-2264A-P [72242]	07-'10 3500 P/U, DRW, cab chassis, non-wide trac, 3.73, posi	RAA435-277A-P [74243]	11-'14 GM 3500, DRW, non-chassis, posi
RAA435-2264B [78773]	07-'10 3500 P/U, DRW, cab chassis, non-wide trac, 4.11	RAA435-277B [72900]	11-'14 GM 3500, DRW, non-chassis
RAA435-2264B-P [74178]	07-'10 3500 P/U, DRW, cab chassis, non-wide trac, 4.11, posi	RAA435-277B-P [74711]	11-'14 GM 3500, DRW, non-chassis, posi
RAA435-2265A [76936]	07-'10 3500 P/U, DRW, cab chassis, wide trac, 3.73	RAA435-280A [72157]	11-'14 3500, DRW, cab chassis, wide track, 3.73
RAA435-2265A-P [74408]	07-'10 3500 P/U, DRW, cab chassis, wide trac, 3.73, posi	RAA435-280A-P [72937]	11-'14 3500, DRW, cab chassis, wide track, 3.73, posi
RAA435-2265B [70341]	07-'10 3500 P/U, DRW, cab chassis, wide trac, 4.11	RAA435-280B [75621]	11-'14 3500, DRW, cab chassis, wide track, 4.11
RAA435-2265B-P [75820]	07-'10 3500 P/U, DRW, cab chassis, wide trac, 4.11, posi	RAA435-280B-P [74452]	11-'14 3500, DRW, cab chassis, wide track, 4.11, posi
RAA435-275A [71118]	11-'14 Silverado & Sierra 2500/3500, diesel, SRW, 3.55	RAA435-281A [78520]	11-'14 3500, DRW, cab chassis, non-wide track, 3.73, posi
RAA435-275A-P [78509]	11-'14 Silverado & Sierra 2500/3500, diesel, SRW, 3.55, posi	RAA435-281A-P [72993]	11-'14 3500, DRW, cab chassis, non-wide track, 3.73, posi
RAA435-275B [77073]	11-'14 Silverado & Sierra 2500/3500, diesel, SRW, 4.11	RAA435-281B [74447]	11-'14 3500, DRW, cab chassis, non-wide track, 4.11
RAA435-275B-P [77073]	11-'14 Silverado & Sierra 2500/3500, diesel, SRW, 4.11, posi	RAA435-281B-P [76136]	11-'14 3500, DRW, cab chassis, non-wide track, 4.11, posi
RAA435-277A [78964]	11-'14 GM 3500, DRW, non-chassis	RAA435-219-P [77378]	09-'10 Sierra & Silverado 2500, posi

Jeep M35

PART #	Description	PART #	Description
RAA435-134A [73020]	2007 Wrangler, 3.21	RAA435-1811A-P [78548]	93-'95 Wrangler, ABS, 3.07, posi
RAA435-134A-P [76895]	2007 Wrangler, 3.21, posi	RAA435-1811B [72276]	93-'95 Wrangler, ABS, 3.55
RAA435-134B [75017]	2007 Wrangler, 3.55	RAA435-1811B-P [74492]	93-'95 Wrangler, ABS, 3.55, posi
RAA435-134B-P [71146]	2007 Wrangler, 3.55, posi	RAA435-1839A [78571]	94-'98 Grand Cherokee, disc brake, 3.55
RAA435-135A [71824]	2007 Wrangler, 3.21	RAA435-1839A-P [77242]	94-'98 Grand Cherokee, disc brake, 3.55, posi
RAA435-135A-P [73674]	2007 Wrangler, 3.21, posi	RAA435-1839B [71137]	94-'98 Grand Cherokee, disc brake, 3.73
RAA435-135B [75328]	2007 Wrangler, 4.11	RAA435-1839B-P [79332]	94-'98 Grand Cherokee, disc brake, 3.73, posi
RAA435-135B-P [77982]	2007 Wrangler, 4.11, posi	RAA435-1883A [74614]	97-'02 Wrangler, non-ABS, 3.07
RAA435-1485A [75982]	87-'89 Wrangler, 3.08	RAA435-1883A-P [76698]	97-'02 Wrangler, non-ABS, 3.07, posi
RAA435-1485A-P [71319]	87-'89 Wrangler, 3.08, posi	RAA435-1883B [70477]	97-'02 Wrangler, non-ABS, 3.55
RAA435-1485B [78226]	87-'89 Wrangler, 3.55	RAA435-1883B-P [71321]	97-'02 Wrangler, non-ABS, 3.55, posi
RAA435-1485B-P [78337]	87-'89 Wrangler, 3.55, posi	RAA435-1883C [76766]	97-'02 Wrangler, non-ABS, 3.73
RAA435-1485C [77530]	87-'89 Wrangler, 4.11	RAA435-1883C-P [77088]	97-'02 Wrangler, non-ABS, 3.73, posi
RAA435-1485C-P [73750]	87-'89 Wrangler, 4.11, posi	RAA435-1883D [73870]	97-'02 Wrangler, non-ABS, 4.11
RAA435-1565A [76080]	90-'95 Wrangler, non-ABS, 3.07	RAA435-1883D-P [71276]	97-'02 Wrangler, non-ABS, 4.11, posi
RAA435-1565A-P [72947]	90-'95 Wrangler, non-ABS, 3.07, posi	RAA435-1883E [75253]	97-'02 Wrangler, ABS, 3.07
RAA435-1565B [78661]	90-'95 Wrangler, non-ABS, 3.55	RAA435-1883E-P [70872]	97-'02 Wrangler, ABS, 3.07, posi
RAA435-1565B-P [76130]	90-'95 Wrangler, non-ABS, 3.55, posi	RAA435-1883F [76014]	97-'02 Wrangler, ABS, 3.55
RAA435-1565C [76929]	90-'95 Wrangler, non-ABS, 3.73	RAA435-1883F-P [78033]	97-'02 Wrangler, ABS, 3.55, posi
RAA435-1565C-P [78343]	90-'95 Wrangler, non-ABS, 3.73, posi	RAA435-1883G [77399]	97-'02 Wrangler, ABS, 3.73
RAA435-1565D [70942]	90-'95 Wrangler, non-ABS, 4.11	RAA435-1883G-P [73920]	97-'02 Wrangler, ABS, 3.73, posi
RAA435-1565D-P [76379]	90-'95 Wrangler, non-ABS, 4.11, posi	RAA435-1883H [75710]	97-'02 Wrangler, ABS, 4.11
RAA435-1567A [70433]	90-'01 Cherokee & 1990 Wrangler, ABS, 3.55	RAA435-1883H-P [73425]	97-'02 Wrangler, ABS, 4.11, posi
RAA435-1567A-P [73219]	90-'01 Cherokee & 1990 Wrangler, ABS, 3.55, posi	RAA435-1983A [73390]	99-'04 Grand Cherokee, 3.55
RAA435-1567B [73311]	90-'01 Cherokee & 1990 Wrangler, ABS, 3.73	RAA435-1983A-P [77531]	99-'04 Grand Cherokee, 3.55, posi
RAA435-1567B-P [75423]	90-'01 Cherokee & 1990 Wrangler, ABS, 3.73, posi	RAA435-1983B [77543]	99-'04 Grand Cherokee, 3.73
RAA435-1567C [76864]	91-'96 Cherokee, ABS, 3.07	RAA435-1983B-P [72353]	99-'04 Grand Cherokee, 3.73, posi
RAA435-1567C-P [70577]	91-'96 Cherokee, ABS, 3.07, posi	RAA435-2115A [77824]	2002 Liberty 3.7L, non-ABS, 3.73
RAA435-1568A [74826]	90-'01 Cherokee, non-ABS, 9" brakes, 3.07	RAA435-2115A-P [73655]	2002 Liberty 3.7L, non-ABS, 3.73, posi
RAA435-1568A-P [74092]	90-'01 Cherokee, non-ABS, 9" brakes, 3.07, posi	RAA435-2115B [78303]	2002 Liberty 3.7L, non-ABS, 4.11
RAA435-1568B [70716]	90-'01 Cherokee, non-ABS, 9" brakes, 3.55	RAA435-2115B-P [76658]	2002 Liberty 3.7L, non-ABS, 4.11, posi
RAA435-1568B-P [76606]	90-'01 Cherokee, non-ABS, 9" brakes, 3.55, posi	RAA435-2115C [70861]	2002 Liberty 3.7L, ABS, 3.73
RAA435-1568C [77019]	90-'96 Cherokee, non-ABS, 10" brakes, 3.07	RAA435-2115C-P [74967]	2002 Liberty 3.7L, ABS, 3.73, posi
RAA435-1568C-P [72990]	90-'96 Cherokee, non-ABS, 10" brakes, 3.07, posi	RAA435-2115D [77400]	2002 Liberty 3.7L, ABS, 4.11
RAA435-1568D [72830]	90-'96 Cherokee, non-ABS, 10" brakes, 3.55	RAA435-2115D-P [76333]	2002 Liberty 3.7L, ABS, 4.11, posi
RAA435-1568D-P [76173]	90-'96 Cherokee, non-ABS, 10" brakes, 3.55, posi	RAA435-2149A [78555]	03-'05 Wrangler, 3.07
RAA435-1568E [70587]	90-'01 Cherokee, non-ABS, 9" brakes, 4.11	RAA435-2149A-P [77208]	03-'05 Wrangler, 3.07, posi
RAA435-1568E-P [71536]	90-'01 Cherokee, non-ABS, 9" brakes, 4.11, posi	RAA435-2149B [71230]	03-'05 Wrangler, non-ABS, 3.73
RAA435-1568F [75049]	90-'01 Cherokee, non-ABS, 10" brakes, 4.11	RAA435-2149B-P [76518]	03-'05 Wrangler, non-ABS, 3.73, posi
RAA435-1568F-P [76396]	90-'01 Cherokee, non-ABS, 10" brakes, 4.11, posi	RAA435-2149C [75837]	03-'05 Wrangler, ABS, 3.73
RAA435-1701A [78057]	93-'95 Grand Cherokee, drum brake, 3.55	RAA435-2149C-P [75483]	03-'05 Wrangler, ABS, 3.73, posi
RAA435-1701A-P [73259]	93-'95 Grand Cherokee, drum brake, 3.55, posi	RAA435-2149D [72005]	03-'05 Wrangler, 4.11
RAA435-1701B [73214]	93-'95 Grand Cherokee, drum brake, 3.73	RAA435-2149D-P [78231]	03-'05 Wrangler, 4.11, posi
RAA435-1701B-P [73683]	93-'95 Grand Cherokee, drum brake, 3.73, posi	RAA435-2149E [73063]	03-'05 Wrangler, 4.56
RAA435-1811A [71540]	93-'95 Wrangler, ABS, 3.07	RAA435-2149E-P [73899]	03-'05 Wrangler, 4.56, posi

Jeep D30

PART #	Description	PART #	Description
RAA434-101A [78069]	96-'98 Grand Cherokee, U/Joint yoke & axle, 3.55	RAA434-1877A [76783]	97-'02 Wrangler, non-ABS, 3.07
RAA434-101B [75324]	96-'98 Grand Cherokee, CV yoke, U/Joint Axles, 3.55	RAA434-1877B [78045]	97-'02 Wrangler, non-ABS, 3.55
RAA434-101C [78539]	96-'98 Grand Cherokee, U/Joint yoke & axle, 3.73	RAA434-1877C [77083]	97-'02 Wrangler, non-ABS, 3.73
RAA434-101D [76886]	96-'98 Grand Cherokee, CV yoke, U/Joint Axles, 3.73	RAA434-1877D [73846]	97-'02 Wrangler, non-ABS, 4.11
RAA434-101E [76399]	96-'98 Grand Cherokee, U/Joint yoke, CV Axles, 3.55	RAA434-1877E [77361]	97-'99 Wrangler, ABS, 3.07
RAA434-101F [74698]	96-'98 Grand Cherokee, CV yoke & Axles, 3.55	RAA434-1877F [78931]	97-'99 Wrangler, ABS, 3.55
RAA434-101G [76668]	96-'98 Grand Cherokee, U/Joint yoke, CV Axles, 3.73	RAA434-1877G [72963]	97-'99 Wrangler, ABS, 3.73
RAA434-101H [70106]	96-'98 Grand Cherokee, CV yoke & Axles, 3.73	RAA434-1877H [71926]	97-'99 Wrangler, ABS, 4.11
RAA434-106A [70879]	2000 Grand Cherokee, 3.73	RAA434-1877J [71135]	03-'05 Wrangler, ABS, 4.56
RAA434-106B [77104]	2000 Grand Cherokee, 3.73	RAA434-1878A [72038]	97-'05 Wrangler, non-ABS, 3.55
RAA434-107A [70763]	200 Grand Cherokee, non-ABS, 3.73	RAA434-1878B [78622]	97-'05 Wrangler, non-ABS, 3.73
RAA434-107B [79698]	200 Grand Cherokee, ABS, 3.73	RAA434-1878C [70995]	97-'05 Wrangler, non-ABS, 4.11
RAA434-1099 [74284]	72-'75 CJ	RAA434-1878D [71630]	97-'05 Wrangler, ABS, 3.07
RAA434-114A [78540]	07-'14 Wrangler, 3.21	RAA434-1878E [72657]	97-'05 Wrangler, ABS, 3.73
RAA434-114B [75642]	2007 Wrangler, 4.11	RAA434-1878F [76758]	97-'05 Wrangler, ABS, 4.11
RAA434-114C [74553]	11-'14 Wrangler, 3.73	RAA434-1894A [74457]	1998 Grand Cherokee, w/ 242 t-case, 3.55
RAA434-114D [75310]	09-'10 Wrangler, 3.21	RAA434-1894B [74009]	1998 Grand Cherokee, w/ 242 t-case, 3.55
RAA434-114E [73019]	09-'10 Wrangler, 3.73	RAA434-1894C [77828]	1998 Grand Cherokee, w/ 242 t-case, 3.73
RAA434-115A [70053]	11-'14 Wrangler, non-ABS, 3.21	RAA434-1894D [71252]	1998 Grand Cherokee, w/ 242 t-case, 3.73
RAA434-115B [72623]	2007 Wrangler, non-ABS, 4.11	RAA434-1894E [75033]	1998 Grand Cherokee, w/ 242 t-case, 3.55
RAA434-115C [78937]	11-'14 Wrangler, non-ABS, 3.73	RAA434-1894F [75825]	1998 Grand Cherokee, w/ 242 t-case, 3.55
RAA434-115D [70563]	09-'10 Wrangler, ABS, 3.21	RAA434-1894G [74718]	1998 Grand Cherokee, w/ 242 t-case, 3.73
RAA434-115E [76856]	09-'10 Wrangler, ABS, 3.73	RAA434-1894H [73072]	1998 Grand Cherokee, w/ 242 t-case, 3.73
RAA434-1480A [78800]	87-'89 Wrangler, 3.08	RAA434-1917A [73939]	99-'04 Grand Cherokee, u/joint yoke, 3.55
RAA434-1480B [71041]	87-'89 Wrangler, 3.55	RAA434-1917B [74938]	99-'04 Grand Cherokee, u/joint yoke, 3.73
RAA434-1480C [73625]	87-'89 Wrangler, 4.11	RAA434-1917C [73653]	99-'04 Grand Cherokee 4.0L, 3.55
RAA434-1561A [79319]	90-'95 Wrangler, non-ABS, 3.07	RAA434-1917D [75927]	99-'04 Grand Cherokee, Quadra drive, 3.73
RAA434-1561B [71818]	90-'95 Wrangler, non-ABS, 3.55	RAA434-1918 [71344]	99-'04 Grand Cherokee, w/ Tari-Loc, 3.73
RAA434-1561C [79229]	90-'95 Wrangler, non-ABS, 3.73	RAA434-1922A [70815]	2000 Grand Cherokee, 3.73
RAA434-1561D [73272]	90-'95 Wrangler, non-ABS, 4.11	RAA434-1922B [70114]	2000 Grand Cherokee, 3.91
RAA434-1562B [71641]	94-'99 Cherokee, ABS, 3.07	RAA434-1923A [70334]	2000 Grand Cherokee, 3.73
RAA434-1562C [77949]	94-'99 Cherokee, non-ABS, 3.07	RAA434-1923B [78707]	2000 Grand Cherokee, 3.91
RAA434-1562E [75433]	94-'99 Cherokee, ABS, 3.55	RAA434-1928A [71731]	00-'01 Cherokee, non-ABS, 3.07
RAA434-1562F [74692]	94-'99 Cherokee, non-ABS, 3.55	RAA434-1928B [78157]	00-'01 Cherokee, non-ABS, 3.55
RAA434-1562H [70617]	94-'99 Cherokee, ABS, 3.73	RAA434-1928C [74354]	00-'01 Cherokee, ABS, 3.07
RAA434-1562J [78963]	94-'99 Cherokee, non-ABS, 3.73	RAA434-1928D [75420]	00-'01 Cherokee, ABS, 3.55
RAA434-1562M [72998]	94-'99 Cherokee, ABS, 4.11	RAA434-1929A [70771]	00-'01 Cherokee, non-ABS, 3.55
RAA434-1562N [73626]	94-'99 Cherokee, non-ABS, 4.11	RAA434-1929B [71461]	00-'01 Cherokee, ABS, 3.55
RAA434-1808A [72656]	90-'95 Wrangler, ABS, 3.07	RAA434-1930 [71702]	2000 Cherokee, non-ABS, 4.11 ratio
RAA434-1808B [76532]	90-'95 Wrangler, ABS, 3.55	RAA434-1931 [78859]	2000 Cherokee, non-ABS, 4.11 ratio
RAA434-1809A [78027]	94-'99 Cherokee, non-ABS, 3.55	RAA440-1369A [77407]	02-'05 Liberty
RAA434-1809B [74559]	94-'99 Cherokee, non-ABS, 4.11	RAA440-1369B [71030]	02-'07 Liberty 3.7L, 3.73
RAA434-1810A [77264]	93-'98 Grand Cherokee, w/ 249 t-case, 3.55	RAA440-1369C [74817]	02-'05 Liberty 2.4L
RAA434-1810B [72051]	93-'98 Grand Cherokee, w/ 249 t-case, 3.55	RAA440-1402 [78080]	05-'09 Grand Cherokee, electric locker, 3.73
RAA434-1810C [75565]	93-'98 Grand Cherokee, w/ 249 t-case, 3.73	RAA440-1403A [76140]	05-'09 Grand Cherokee, 3.07
RAA434-1810D [79057]	93-'98 Grand Cherokee, w/ 249 t-case, 3.73	RAA440-1403B [71127]	05-'09 Grand Cherokee, 3.73
RAA434-1810E [72819]	93-'98 Grand Cherokee, w/ 249 t-case, 3.55	RAA440-1403C [79558]	05-'09 Grand Cherokee, 3.55
RAA434-1810F [73720]	93-'98 Grand Cherokee, w/ 249 t-case, 3.55	RAA440-149A [76947]	07-'12 Liberty & Nitro, 3.21
RAA434-1810G [77500]	93-'98 Grand Cherokee, w/ 249 t-case, CV yoke & Axles, 3.73	RAA440-149B [79141]	07-'12 Liberty & Nitro, 3.55
RAA434-1810H [72133]	93-'98 Grand Cherokee, w/ 249 t-case, U/Joint yoke, 3.73	RAA440-149C [77270]	07-'12 Liberty & Nitro, 3.73
		RAA440-149D [78261]	07-'12 Liberty & Nitro, 3.07

Jeep D44

PART #	Description	PART #	Description
RAA434-116A [74588]	2007 Wrangler, 3.21	RAA435-137C [71834]	2007 Wrangler, w/o Tru-Lok, 4.11
RAA434-116B [73962]	07-'08 Wrangler, w/ electric locker, 4.11	RAA435-137D [74710]	08-'14 Wrangler, 3.73
RAA434-116D [71833]	11-'14 Wrangler, 3.21	RAA435-147A [74739]	07-'15 Wrangler, 3.21
RAA434-116E [75302]	09-'10 Wrangler, 3.73	RAA435-147A-P [72652]	07-'15 Wrangler, 3.21, posi
RAA434-117A [78583]	2007 Wrangler, non-ABS, 3.21	RAA435-147B [77365]	07-'15 Wrangler, 3.73
RAA434-117B [72352]	07-'08 Wrangler, non-ABS, 4.11, posi	RAA435-147B-P [70345]	07-'15 Wrangler, 3.73, posi
RAA434-117C [71605]	09-'14 Wrangler, ABS, posi, 4.11	RAA435-147C [75211]	07-'15 Wrangler, 4.11
RAA435-126 [76764]	06-'10 Grand Cherokee & Commander, non-SRT8, 3.73	RAA435-147C-P [76451]	07-'15 Wrangler, 4.11, posi
RAA435-126-P [70180]	06-'10 Grand Cherokee & Commander, non-SRT8, 3.73, posi	RAA435-148A [71257]	07-'15 Wrangler, w/ electric locker, 3.73
RAA435-137A [73341]	07-'14 Wrangler, 3.21	RAA435-148B [72583]	07-'15 Wrangler, w/ electric locker, 4.11
RAA435-137A-P [78722]	07-'14 Wrangler, 3.21, posi	RAA435-155 [71998]	06-'10 Grand Cherokee SRT8, 3.73
		RAA435-1881A [71099]	96-'98 Grand Cherokee, disc brake, 3.54

Continued on next page



Jeep D44 (Cont.)

PART #	Description	PART #	Description
RAA435-1881A-P [74931]	96-'98 Grand Cherokee, disc brake, 3.54, posi	RAA435-1986B [73490]	99-'04 Grand Cherokee, Quadra Drive, 3.91
RAA435-1881B [76425]	96-'98 Grand Cherokee, disc brake, 3.73	RAA435-2150A [79432]	03-'06 Wrangler, drum brakes, 3.73
RAA435-1881B-P [70601]	96-'98 Grand Cherokee, disc brake, 3.73, posi	RAA435-2150A-P [76036]	03-'06 Wrangler, drum brakes, 3.73, posi
RAA435-1884A [76675]	97-'99 Wrangler, 3.07	RAA435-2150B [79574]	03-'06 Wrangler, disc brakes, 3.73
RAA435-1884A-P [75526]	97-'99 Wrangler, 3.07, posi	RAA435-2150B-P [70329]	03-'06 Wrangler, disc brakes, 3.73, posi
RAA435-1884B [70103]	97-'99 Wrangler, 3.55	RAA435-2150C [72413]	03-'06 Wrangler Rubicon, w/ air operated locker, 4.11
RAA435-1884B-P [75051]	97-'99 Wrangler, 3.55, posi	RAA435-2151A [75395]	03-'05 Wrangler, 3.07
RAA435-1884C [78778]	97-'02 Wrangler, 3.73	RAA435-2151A-P [70654]	03-'05 Wrangler, 3.07, posi
RAA435-1884C-P [73029]	97-'02 Wrangler, 3.73, posi	RAA435-2151B [73696]	03-'05 Wrangler, 3.73
RAA435-1884D [74677]	97-'02 Wrangler, 4.11	RAA435-2151B-P [71591]	03-'05 Wrangler, 3.73, posi
RAA435-1884D-P [78904]	97-'02 Wrangler, 4.11, posi	RAA435-2218 [75044]	04-'06 Wrangler, 3.73
RAA435-1985A [79218]	99-'04 Grand Cherokee, select trac, 3.73	RAA435-2218-P [79196]	04-'06 Wrangler, 3.73, posi
RAA435-1985A-P [70008]	99-'04 Grand Cherokee, select trac, 3.73, posi	RAA435-2227A [75761]	99-'04 Grand Cherokee, 2WD, 3.07
RAA435-1985B [78481]	2000 Grand Cherokee, non-Quadra Drive, 3.91	RAA435-2227A-P [79710]	99-'04 Grand Cherokee, 2WD, 3.07, posi
RAA435-1985B-P [75444]	2000 Grand Cherokee, non-Quadra Drive, 3.91, posi	RAA435-2227B [71975]	99-'04 Grand Cherokee, 2WD, 3.73
RAA435-1986A [72396]	99-'04 Grand Cherokee, Quadra Drive, Vari-Lok, 3.73	RAA435-2227B-P [77035]	99-'04 Grand Cherokee, 2WD, 3.73, posi

Jeep D44 Front

PART #	Description	PART #	Description
RAA434-116C [77377]	09-'10 Wrangler, w/ electric locker, 4.11	RAA434-1949 [72723]	03-'06 Wrangler Rubicon, w/ air operated locker, 4.11

Jeep 8.25"

PART #	Description	PART #	Description
RAA435-117A [79490]	06-'07 Liberty, 3.55	RAA435-2152B [73973]	2003 Liberty 3.7L, ABS, U/Joint driveshaft, 3.73, posi
RAA435-117A-P [78389]	06-'07 Liberty, 3.55, posi	RAA435-2152B-P [70921]	2003 Liberty 3.7L, ABS, U/Joint driveshaft, 3.73, posi
RAA435-117B [73241]	06-'07 Liberty, 3.73	RAA435-2152C [75933]	2003 Liberty 2.4L, U/Joint driveshaft, 4.11
RAA435-117B-P [79426]	06-'07 Liberty, 3.73, posi	RAA435-2152C-P [77173]	2003 Liberty 2.4L, U/Joint driveshaft, 4.11, posi
RAA435-127 [75289]	2006 Commander, w/ electric locker, 3.73	RAA435-2152D [78529]	03-'04 Liberty 3.7L, non-ABS, CV driveshaft, 3.73
RAA435-140A [75290]	07-'09 Nitro & Liberty, 3.21	RAA435-2152D-P [70050]	03-'04 Liberty 3.7L, non-ABS, CV driveshaft, 3.73, posi
RAA435-140A-P [70926]	07-'09 Nitro & Liberty, 3.21, posi	RAA435-2152E [70734]	2003 Liberty, ABS, CV driveshaft, 3.73
RAA435-140B [77602]	07-'09 Nitro & Liberty, 3.55	RAA435-2152E-P [76191]	2003 Liberty, ABS, CV driveshaft, 3.73, posi
RAA435-140B-P [78073]	07-'09 Nitro & Liberty, 3.55, posi	RAA435-2152F [73338]	2003 Liberty, ABS, CV driveshaft, 4.11
RAA435-140C [73807]	07-'09 Nitro & Liberty, 3.73	RAA435-2152F-P [71464]	2003 Liberty, ABS, CV driveshaft, 4.11, posi
RAA435-140C-P [74348]	07-'09 Nitro & Liberty, 3.73, posi	RAA435-2228 [79254]	2005 Grand Cherokee, 4WD, 3.73
RAA435-140D [76099]	2012 Liberty, 3.07	RAA435-2228-P [71202]	2005 Grand Cherokee, 4WD, electric locker, 3.73
RAA435-140D-P [75274]	2012 Liberty, 3.07, posi	RAA435-2229A [75225]	05-'06 Grand Cherokee, 4WD, 3.07
RAA435-145A [70092]	2005 Grand Cherokee 3.7L, Varilock, 3.07	RAA435-2229A-P [79403]	05-'06 Grand Cherokee, 4WD, 3.07, posi
RAA435-145B [71169]	2005 Grand Cherokee 3.7L, Varilock, 3.73	RAA435-2229B [71754]	05-'06 Grand Cherokee, 4WD, 3.73
RAA435-151A [72800]	07-'10 Grand Cherokee & Commander, 3.07	RAA435-2229B-P [75405]	05-'06 Grand Cherokee, 4WD, 3.73, posi
RAA435-151A-P [73479]	07-'10 Grand Cherokee & Commander, 3.07, posi	RAA435-2229C [77917]	05-'06 Grand Cherokee, 4WD, 3.55
RAA435-151B [79058]	07-'10 Grand Cherokee & Commander, 3.55	RAA435-2229C-P [76019]	05-'06 Grand Cherokee, 4WD, 3.55, posi
RAA435-151B-P [78673]	07-'10 Grand Cherokee & Commander, 3.55, posi	RAA435-2242A [78862]	2005 Liberty 3.7L, non-ABS, 3.55
RAA435-151C [71775]	07-'10 Grand Cherokee & Commander, 3.73	RAA435-2242A-P [78975]	2005 Liberty 3.7L, non-ABS, 3.55, posi
RAA435-151C-P [72611]	07-'10 Grand Cherokee & Commander, 3.73, posi	RAA435-2242B [76621]	2005 Liberty 3.7L, non-ABS, 3.73
RAA435-154-P [77887]	06-'10 Grand Cherokee & Commander, w/ electric locker, 3.73	RAA435-2242B-P [75751]	2005 Liberty 3.7L, non-ABS, 3.73, posi
RAA435-1566A [76234]	91-'01 Cherokee, 3.07	RAA435-2242C [70659]	2005 Liberty 2.8L, ABS, 3.73
RAA435-1566A-P [73384]	91-'01 Cherokee, 3.07, posi	RAA435-2242C-P [76790]	2005 Liberty 2.8L, ABS, 3.73, posi
RAA435-1566B [72679]	91-'01 Cherokee, 3.55	RAA435-2242D [76976]	2005 Liberty 2.4L, ABS, 4.11
RAA435-1566B-P [74842]	91-'01 Cherokee, 3.55, posi	RAA435-2242D-P [70471]	2005 Liberty 2.4L, ABS, 4.11, posi
RAA435-1566C [73469]	91-'01 Cherokee, 4.11	RAA435-2242E [73414]	2005 Liberty 2.8L, ABS, 3.55
RAA435-1566C-P [71717]	91-'01 Cherokee, 4.11, posi	RAA435-2242E-P [77050]	2005 Liberty 2.8L, ABS, 3.55, posi
RAA435-2114A [71693]	2002 Liberty 3.7L, non-ABS, 3.73	RAA435-2242F [71109]	2005 Liberty 3.7L, non-ABS, 3.55
RAA435-2114A-P [75848]	2002 Liberty 3.7L, non-ABS, 3.73, posi	RAA435-2242F-P [78970]	2005 Liberty 3.7L, non-ABS, 3.55, posi
RAA435-2114B [78840]	2002 Liberty 3.7L, non-ABS, 4.11	RAA435-2242G [73742]	2005 Liberty 3.7L, non-ABS, 3.73
RAA435-2114B-P [73813]	2002 Liberty 3.7L, non-ABS, 4.11, posi	RAA435-2242G-P [75163]	2005 Liberty 3.7L, non-ABS, 3.73, posi
RAA435-2114C [72566]	2002 Liberty 3.7L, ABS, 3.73	RAA435-2242H [70252]	2005 Liberty 2.8L & 3.7L, ABS, 3.73
RAA435-2114C-P [73642]	2002 Liberty 3.7L, ABS, 3.73, posi	RAA435-2242H-P [75977]	2005 Liberty 2.8L & 3.7L, ABS, 3.73, posi
RAA435-2114D [79712]	2002 Liberty 3.7L, ABS, 4.11	RAA435-2242J [74177]	2005 Liberty 2.4L & 3.7L, non-ABS, 4.11
RAA435-2114D-P [73951]	2002 Liberty 3.7L, ABS, 4.11, posi	RAA435-2242J-P [77772]	2005 Liberty 2.4L & 3.7L, non-ABS, 4.11, posi
RAA435-2152A [77459]	2003 Liberty 3.7L, non-ABS, U/Joint driveshaft, 3.73	RAA435-2242K [71364]	2005 Liberty 2.8L, ABS, 3.55
RAA435-2152A-P [70916]	2003 Liberty 3.7L, non-ABS, U/Joint driveshaft, 3.73, posi	RAA435-2242K-P [76824]	2005 Liberty 2.8L, ABS, 3.55, posi

Mercedes

PART #	Description	PART #	Description
RAA1643302202 [78432]	07-'12 GL320, GL450, GL550 & '06-'11 ML500 & ML550 Front, 3.70	RAA1643302402 [76666]	06-'11 ML350 Front, 3.90

Nissan/ Dana M226

PART #	Description	PART #	Description
RAA435-50116 [71781]	2007 Titan, 4WD, electric locker, 3.36	RAA435-50137 [72063]	08-'15 Titan, 4WD, 139.8" wheel base, 2.94
RAA435-50131 [71826]	08-'15 Titan, 2WD, 139.8" wheel base, 2.94	RAA435-50137-P [78212]	08-'15 Titan, 4WD, 139.8" wheel base, 2.94, posi
RAA435-50131-P [70443]	08-'15 Titan, 2WD, 139.8" wheel base, 2.94, posi	RAA435-58882A [70655]	04-'07 Titan, 2WD, 3.36
RAA435-50132 [77794]	08-'15 Titan, 2WD, 159.4" wheel base, 2.94	RAA435-58882B [72927]	04-'07 Titan, 2WD, 3.36, electric locker
RAA435-50132-P [75866]	08-'15 Titan, 2WD, 159.4" wheel base, 2.94, posi	RAA435-58883A [73706]	04-'07 Titan, 2WD, 2.94
RAA435-50133 [70010]	08-'15 Titan, 2WD, 139.8" wheel base, 3.36	RAA435-58883B [71409]	04-'07 Titan, 4WD, 2.94
RAA435-50133-P [74579]	08-'15 Titan, 2WD, 139.8" wheel base, 3.36, posi	RAA435-58883B-P [74313]	04-'07 Titan, 4WD, 2.94, electric locker
RAA435-50134 [76585]	08-'15 Titan, 2WD, 159.4" wheel base, 3.36	RAA435-58884A [71431]	04-'07 Titan, 4WD, 3.36
RAA435-50134-P [70543]	08-'15 Titan, 2WD, 159.4" wheel base, 3.36, posi	RAA435-58884B [74621]	04-'07 Titan, 4WD, 3.36, electric locker
RAA435-50135 [77084]	08-'15 Titan, 4WD, 139.8" wheel base, 3.36, electric locker	RAA435-50138-P [30410]	08-'14 Titan, 4WD, 2.94, posi
RAA435-50136 [74712]	08-'15 Titan, 4WD, 159.4" wheel base, 3.36, electric locker	RAA435-50139-P [30411]	08-'14 Titan, 4WD, 2.94, posi
		RAA435-50140-P [30412]	08-'14 Titan, 4WD, 2.94, posi

Rockwell 20145

PART #	Description	PART #	Description
RAA20145-UNIT-1 [78544]	Aluminum housing, 1480 U/Joint, with spool, 6.14	RAA20145-UNIT-3 [72160]	Iron housing, 1480 U/Joint, with spool, 6.14
RAA20145-UNIT-2 [71716]	Aluminum housing, 1480 U/Joint, with spool, 6.14		

Spicer S110

PART #	Description	PART #	Description
RAA676069R [71719]	4.30, ABS	RAA676102R [76960]	4.88, ABS, w/ locker
RAA676070R [71529]	4.88, ABS	RAA676106R [77657]	5.38, ABS, w/ locker
RAA676074R [72577]	5.38, ABS	RAA681480R [72331]	4.11, w/o yoke
RAA676101R [78944]	4.30, posi, w/o yoke	RAA681565R [79620]	4.11, ABS, w/ locker

Spicer S135 & S150

PART #	Description	PART #	Description
RAA360CA102-1XR [73337]	4.88, w/ ABS, W/O yoke, open	RAA360CA106-1XR [78356]	4.88, w/ ABS, W/O yoke, with locker
RAA360CA102-3XR [71619]	5.38, w/ ABS, W/O yoke, open	RAA360CA106-2XR [73881]	5.38, w/ ABS, W/O yoke, with locker

Toyota 10.5"

PART #	Description	PART #	Description
RAA435-50130A [71925]	07-'16 Tundra, 4.11	RAA435-50130B [70359]	07-'16 Tundra, 4.30

Toyota TV6

PART #	Description	PART #	Description
RAA440-58123A [75088]	89-'92 P/U & 4Runner, 4.11	RAA440-58736B [76185]	96-'00 4Runner, 4.11, posi
RAA440-58736A [78453]	96-'00 4Runner, 4.56, posi	RAA440-58736C [75563]	96-'00 4Runner, 4.30 w/ Locker, 3rd Member



Remanufactured Manual Transmissions



- Cases & internals thoroughly inspected for cracks, wear & stripped threads
- Shaft straightness, gear wear, & chain stretch extensively tested
- Viscous coupler always replaced
- Spin-tested for shiftability & noise level



Chrysler Misc.

PART #	Description	PART #	Description
RMT4101 [30421]	03-'05 PT Cruiser turbo, 5 speed	RMT60960 [70006]	00-'05 Stratus, Eclipse & Sebring 3.0L, 5 speed
RMT578D-1 [77709]	95-'99 passenger car, 5 speed, 5.0L, non-turbo	RMT833D-1 [30448]	64-'75 passenger car, 4 speed

Chrysler NSG370

PART #	Description
RMTNSG370-8 [30486]	04-'08 Crossfire, 6 speed

Dodge A535

PART #	Description	PART #	Description
RMT535D-1 [73692]	87-'91 Dakota, 5 speed, 2WD, 23 spline input, Alum. & tail	RMT535D-4 [70484]	88-'91 Van, 5 speed, 2WD, Alum. & tail, flat cover
RMT535D-2 [77522]	87-'91 Dakota, 5 speed, 4WD, 23 spline input, Alum. & tail	RMT535D-3 [30430]	92-'93 Dakota 2.5L, 5 speed, 2WD, 19 spline input, Alum. & tail

Dodge AX15

PART #	Description	PART #	Description
RMTAX15D-1 [78986]	92-'99 Dakota 3.9L, 5 speed, 2WD, 10 spline input, 27 spline output	RMTAX15D-3 [73041]	94-'99 Dakota 3.9L, 5 speed, Alum., no top cover
RMTAX15D-2 [30449]	92-'93 Dakota, 5 speed, 4WD, Alum., no top cover		

Dodge/ Mitsubishi D50

PART #	Description	PART #	Description
RMTD504X45SPD [76481]	D50 Dodge 2.6L, 5 speed, 4WD	RMTD50X422L [30459]	D50 Mitsubishi 2.0L, 2WD



Dodge G238

PART #	Description	PART #	Description
RMT238D-1 [71735]	05-'09 Dakota 3.7L & 4.7L, 6 speed, 2WD, Alum.	RMT238D-3 [76390]	05-'08 RAM 1500 3.7L & 4.7L, 6 speed, 2WD, Alum.
RMT238D-2 [75524]	05-'09 Dakota 3.7L & 4.7L, 6 speed, 4WD, Alum.	RMT238D-4 [70119]	05-'08 RAM 1500 3.7L & 4.7L, 6 speed, 4WD, Alum.

Dodge NP435

PART #	Description
RMT435D-3 [76351]	80-'91 D series, gas, 4 speed, 4WD, 6.68 low, non-synchro 1st

Dodge NV1500

PART #	Description
RMT1500D-1 [30413]	99-'02 Dakota 2.5L, 5 speed, 2WD, Alum., integral bell housing

Dodge NV3500

PART #	Description	PART #	Description
RMT3500D-1 [73473]	94-'96 Dakota 5.2L, 5 speed, 4WD, Alum., integral bell	RMT3500D-4 [74233]	98-'04 Ram 1500 3.7L & 4.7L, 5 speed, 2WD, aluminum case, integral bell
RMT3500D-10 [30416]	1997 Dakota 5.2L, 5 speed, 2WD, Alum., integral bell	RMT3500D-5 [71633]	98-'04 Ram 1500 3.7L & 4.7L, 5 speed, 4WD, aluminum case, integral bell
RMT3500D-11 [30417]	98-'99 Dakota 5.2L, 5 speed, 2WD, Alum., integral bell	RMT3500D-6 [72548]	2000 Dakota 3.9L & 4.7L, 5 speed, 2WD, Alum., integral bell
RMT3500D-12 [30418]	01-'04 Dakota 3.9L & 4.7L, 5 speed, 2WD, Alum., integral bell	RMT3500D-7 [70584]	2000 Dakota 3.9L & 4.7L, 5 speed, 4WD, Alum., integral bell
RMT3500D-13 [76356]	01-'04 Dakota 3.9L & 4.7L, 5 speed, 4WD, Alum., integral bell	RMT3500D-8 [71023]	94-'97 Dakota 5.2L, 5 speed, 2WD, Alum., integral bell
RMT3500D-2 [30419]	94-'96 Dakota 5.2L, 5 speed, 2WD, Alum., integral bell	RMT3500D-9 [78827]	94-'97 Dakota 5.2L, 5 speed, 4WD, Alum., integral bell
RMT3500D-3 [74368]	97-'99 Dakota 5.2L, 5 speed, 4WD, Alum., integral bell		

Dodge NV4500

PART #	Description	PART #	Description
RMT4500D-1 [30428]	92-'93 D series, 2WD, 5 speed, gas, iron case, aluminum top cover	RMT4500D-2 [77354]	94-'97 5.2L & 5.9L gas, 5 speed, 2WD, cast iron case, aluminum top cover
RMT4500D-10 [78470]	03-'05 2500 & 3500 5.7L, 5 speed, 2WD, cast iron case, aluminum top cover	RMT4500D-3 [70700]	94-'97 8.0L or diesel, 5 speed, 2WD, cast iron case, aluminum top cover
RMT4500D-11 [76284]	03-'05 2500 & 3500 5.7L, 5 speed, 4WD, cast iron case, aluminum top cover	RMT4500D-4 [73989]	94-'97 8.0L or diesel, 5 speed, 4WD, cast iron case, aluminum top cover
RMT4500D-12 [70259]	03-'04 2500 & 3500, 5 speed, 2WD, cast iron case, aluminum top cover	RMT4500D-5 [78352]	98-'02 8.0L or diesel, 5 speed, 2WD, cast iron case, aluminum top cover
RMT4500D-13 [75189]	01-'02 2500 & 3500, 5 speed, 4WD, 5.9L gas, 29 spline output, cast iron case	RMT4500D-6 [77872]	98-'02 8.0L or diesel, 5 speed, 4WD, cast iron case, aluminum top cover
RMT4500D-14 [78997]	92-'93 W-series, 5 speed, 4WD, gas, cast iron case, aluminum top cover	RMT4500D-7 [76290]	98-'00 Ram 5.9L, 5 speed, 2WD, 23 spline, cast iron case, aluminum top cover
RMT4500D-15 [30429]	01-'02 Ra, 5.9L gas, 5 speed, 2WD, iron case, aluminum top cover	RMT4500D-8 [75784]	94-'97 5.2L & 5.9L, 5 speed, 4WD, cast iron case, aluminum top cover
RMT4500D-16 [73201]	98-'01 Ram 2500 & 3500 5.9L, 5 speed, 2WD, cast iron case, aluminum top cover	RMT4500D-9 [74137]	03-'04 Ram, 8.0L or diesel, 5 speed, 4WD, cast iron case, aluminum top cover
RMT4500D-17 [72154]	5 speed, 2WD, for G360 conversion, modified input retainer, w/speedo		
RMT4500D-18 [75998]	5 speed, 4WD, for G360 conversion, modified input retainer, w/speedo		

Dodge NV5600

PART #	Description	PART #	Description
RMT5600D-1 [78095]	98-'00 Ram 5.9L diesel, 6 speed, 2WD, 1.25" input	RMT5600D-3 [71784]	99-'05 Ram 5.9L diesel, 6 speed, 2WD, 1.375" input
RMT5600D-2 [74947]	98-'00 Ram 5.9L diesel, 6 speed, 4WD, 1.25" input	RMT5600D-4 [72245]	99-'05 Ram 5.9L diesel, 6 speed, 4WD, 1.375" input

Dodge T56

PART #	Description	PART #	Description
RMT56D-1 [30431]	92-'06 Viper, 6 speed	RMT56D-4 [30432]	04-'06 Ram 1500, 8.3L gas, 6 speed, 2WD

Ford FM145

PART #	Description	PART #	Description
RMT45F-1 [77022]	96-'98 Mustang GT 4.6L, 5 speed, gear drive vss, green speedo	RMT45F-3 [73534]	96-'98 Mustang Cobra 4.6L, 5 speed, gear driven VSS, red speedo
RMT45F-2 [71379]	99-'01 Mustang 4.6L, 5 speed, mag CSS, reluctor wheel speedo		

Ford M5R1

PART #	Description	PART #	Description
RMTM5R1F-1SG [30461]	88-'94 Ranger 2.3L, 2WD, green speedo gear, 4 5/8" shifter stub	RMTM5R1F-5TE [72604]	01-'08 Ranger & B-series 3.0L, 2WD, 5" shifter stub
RMTM5R1F-1SP [30462]	88-'94 Ranger 2.3L, 2WD, purple speedo gear, 4 5/8" shifter stub	RMTM5R1F-5TG [79602]	95-'97 Ranger & B-series 3.0L, 2WD, 5" shifter stub, 8 tooth speedo
RMTM5R1F-1SW [71095]	88-'94 Ranger & B-series, 2WD, 4 5/8" shifter stub, 7 tooth speedo	RMTM5R1F-5TN [77393]	98-'00 Ranger & B-series 3.0L, 2WD
RMTM5R1F-1TE [76982]	01-'11 Ranger & B-series 2.3L, 2WD, 5" shifter stub	RMTM5R1F-5TP [30469]	95-'97 Ranger & B-series 3.0L, 2WD, 5" shifter stub, 8 tooth speedo
RMTM5R1F-1TG [30463]	95-'97 Ranger 2.3L, 2WD, 5" shifter stub, green speedo gear	RMTM5R1F-5TW [30470]	95-'97 Ranger & B-series 3.0L, 2WD, 5" shifter stub, 7 tooth speedo
RMTM5R1F-1TN [75214]	98-'01 Ranger & B-series, 2WD, 5" shifter stub, no VSS or speedo	RMTM5R1F-6SN [79427]	91-'94 Ranger & B-series, 4WD, 4 5/8" shifter stub, no speedo
RMTM5R1F-1TP [30464]	95-'97 Ranger 2.3L, 2WD, 5" shifter stub, purple speedo gear	RMTM5R1F-6TE [78802]	02-'08 Ranger & B-series, 3.0L, 4WD, 5" shifter stub
RMTM5R1F-1TW [74222]	95-'97 Ranger & B-series, 2WD, 5" shifter stub, 7 tooth speedo	RMTM5R1F-6TN [30471]	95-'04 Ranger 3.0L, 4WD, 5" shifter stub, no speedo hole
RMTM5R1F-2SN [71820]	88-'94 Ranger & B-series, 4WD, 4 5/8" shifter stub, no speedo	RMTM5R1F-7SG [30472]	90-'94 Ranger 4.0L, 2WD, 4 5/8" shifter stub
RMTM5R1F-2TN [74989]	95-'97 Ranger & B-series, 4WD, 5" shifter stub, no speedo	RMTM5R1F-7SP [30473]	90-'94 Ranger 4.0L, 2WD, 4 5/8" shifter stub
RMTM5R1F-3SG [30465]	88-'92 Ranger 2.9L, 2WD, 4 5/8" shifter stub, green speedo gear	RMTM5R1F-7SW [71400]	90-'94 Ranger 4.0L, 2WD, 4 5/8" shifter stub
RMTM5R1F-3SP [30466]	88-'92 Ranger 2.9L, 2WD, 4 5/8" shifter stub, purple speedo gear	RMTM5R1F-7TE [73794]	01-'11 Ranger & Explorer 4.0L, 2WD, 4 5/8" shifter stub
RMTM5R1F-3SW [72128]	88-'92 Ranger 2.9L, 2WD, 4 5/8" shifter stub, 7 tooth speedo gear	RMTM5R1F-7TG [30474]	95-'97 Ranger & B-series 4.0L, 2WD, 5" shifter stub, 8 tooth speedo
RMTM5R1F-4SN [72872]	88-'92 Ranger 2.9L, 2WD, 4 5/8" shifter stub	RMTM5R1F-7TN [75793]	98-'04 Ranger & Explorer 4.0L, 2WD, 5" shifter stub
RMTM5R1F-5SG [30467]	91-'94 Ranger 3.0L, 2WD, 4 5/8" shifter stub, green speedo gear	RMTM5R1F-7TP [30475]	95-'97 Ranger & B-series 4.0L, 2WD, 5" shifter stub, 6 tooth speedo
RMTM5R1F-5SP [30468]	91-'94 Ranger 3.0L, 2WD, 4 5/8" shifter stub, purple speedo gear	RMTM5R1F-7TW [30476]	95-'97 Ranger & B-series 4.0L, 2WD, 5" shifter stub, 7 tooth speedo
RMTM5R1F-5SW [78952]	91-'94 Ranger 3.0L, 2WD, 4 5/8" shifter stub, 7 tooth speedo gear	RMTM5R1F-8SN [73518]	90-'94 Ranger & Explorer 4.0L, 4WD, 4 5/8" shifter stub
		RMTM5R1F-8TE [77565]	01-'11 Ranger & Explorer 4.0L, 4WD, 5" shifter stub
		RMTM5R1F-8TEX [78779]	01-'04 Ranger & Explorer 4.0L, 4WD, 5" shifter stub
		RMTM5R1F-8TN [70177]	95-'04 Ranger & Explorer 4.0L, 4WD, 5" shifter stub

Ford M5R4

PART #	Description	PART #	Description
RMTM5R4F-1 [30479]	02-'03 Explorer, 4 door, 2WD, not top cover	RMTM5R4F-2 [30480]	02-'03 Explorer, 4 door, 4WD, not top cover

Ford NP435

PART #	Description	PART #	Description
RMT435F-3 [78869]	73-'77 F250, 4 speed, 4WD, Alum., w/ separate mounted T-case	RMT435F-5 [77918]	75-'79 F150 & F250, 4WD, cast iron case, aluminum cover, direct mount T-case
RMT435F-4 [75050]	75-'87 F150, F250, F560 & E350, speed, 2WD, cast iron case, aluminum cover	RMT435F-6 [75386]	77-'87 F150, F250 & F350, 4WD, cast iron case, aluminum cover, direct mount T-case

Ford S5-42

PART #	Description	PART #	Description
RMTS5-42-1 [76131]	87-'92 F-series 4.9L & 5.8L, 2WD, 5.72-0.76 ratio, seven tooth speedo		ratio, 8 tooth speedo
RMTS5-42-10 [71397]	87-'94 F-series 4.9L & 5.8L, 4WD, 5.72-0.76 ratio	RMTS5-42-21 [71936]	87-'92 F-series 6.9L & 7.3L, 5 speed, 2WD, 4.14-0.77 ratio, 8 tooth speedo
RMTS5-42-11 [77640]	87-'94 F-series 4.9L & 5.8L, 5 speed, 2WD, 5.72-0.76 ratio	RMTS5-42-21-P [30488]	87-'92 F-series 6.9L & 7.3L, 5 speed, 2WD, 4.14-0.77 ratio, 8 tooth speedo
RMTS5-42-12 [74206]	87-'95 F-series 6.9L & 7.3L, 5 speed, 4WD, 5.72-0.76 ratio	RMTS5-42-3 [75833]	87-'92 F-series 7.5L, 5 speed, 2WD, 5.72-0.76 ratio, 7 tooth speedo
RMTS5-42-12-P [73234]	87-'95 F-series 6.9L & 7.3L, 5 speed, 4WD, 5.72-0.76 ratio	RMTS5-42-4 [30489]	87-'92 F-series 7.5L, 5 speed, 2WD, 5.72-0.76 ratio, 8 tooth speedo
RMTS5-42-14 [74374]	87-'95 F-series 6.9L & 7.3L, 5 speed, 4WD, 4.14-0.77 ratio	RMTS5-42-6 [79621]	87-'92 F-series 6.9L & 7.3L, 5 speed, 2WD, 4.14-0.77 ratio, 7 tooth speedo
RMTS5-42-14-P [72551]	87-'95 F-series 6.9L & 7.3L, 5 speed, 4WD, 4.14-0.77 ratio	RMTS5-42-6-P [30490]	87-'92 F-series 6.9L & 7.3L, 5 speed, 2WD, 4.14-0.77 ratio, 7 tooth speedo
RMTS5-42-15 [70873]	92-'95 F-series 7.3L, 5 speed, 4.14-0.77 ratio, electric speedo	RMTS5-42-7 [76514]	87-'92 F-series 6.9L & 7.3L, 5 speed, 2WD, 5.72-0.76 ratio, 7 tooth speedo
RMTS5-42-15-P [76410]	92-'95 F-series 7.3L, 5 speed, 4.14-0.77 ratio, electric speedo	RMTS5-42-7-P [30491]	87-'92 F-series 6.9L & 7.3L, 5 speed, 2WD, 5.72-0.76 ratio, 7 tooth speedo
RMTS5-42-16 [77712]	92-'95 F-series 7.3L, 5 speed, 5.72-0.76 ratio, electric speedo	RMTS5-42-8 [74460]	92-'94 F-series 4.9L & 5.8L, 5 speed, 2WD, 5.76-0.76 ratio, electric speedo
RMTS5-42-16-P [30487]	92-'95 F-series 7.3L, 5 speed, 5.72-0.76 ratio, electric speedo	RMTS5-42-9 [73755]	92-'94 F-series 7.5L, 5 speed, 2WD, 5.76-0.76 ratio, electric speedo
RMTS5-42-2 [72892]	87-'92 F-series 4.9L & 5.8L, 5 speed, 2WD, 5.72-0.76		

Ford S5-47

PART #	Description	PART #	Description
RMTS5-47-1 [74226]	96-'97 F-series 4.9L & 5.8L, 5 speed, 2WD, 5.72-0.76 ratio, electric speedo	RMTS5-47-6 [72796]	96-'97 F-series 7.5L, 5 speed, 4WD, 5.07-0.77 ratio, electric speedo
RMTS5-47-2 [75908]	96-'97 F-series 4.9L & 5.8L, 5 speed, 4WD, 5.72-0.76 ratio, electric speedo	RMTS5-47M-1 [73461]	1999 F-series 5.4L & 6.8L, 5 speed, 2WD, 5.72-0.76 ratio, electric speedo
RMTS5-47-3 [71473]	96-'97 F-series 7.5L, 5 speed, 2WD, 5.72-0.76 ratio, electric speedo	RMTS5-47M-2 [71474]	1999 F-series 5.4L & 6.8L, 5 speed, 4WD, 5.72-0.76 ratio, electric speedo
RMTS5-47-4 [71940]	96-'97 F-series 7.5L, 5 speed, 4WD, 5.72-0.76 ratio, electric speedo	RMTS5-47M-3 [70718]	99-'01 F-series 5.4L & 6.8L, 5 speed, 2WD, 5.72-0.76 ratio, electric speedo
RMTS5-47-5 [78482]	96-'97 F-series 7.5L, 5 speed, 2WD, 5.07-0.77 ratio, electric speedo	RMTS5-47M-4 [79687]	99-'01 F-series 5.4L & 6.8L, 5 speed, 4WD, 5.72-0.76 ratio, electric speedo

Ford S6-750F

PART #	Description	PART #	Description
RMTS5-47-1 [74226]	96-'97 F-series 4.9L & 5.8L, 5 speed, 2WD, 5.72-0.76 ratio, electric speedo	RMTS5-47-6 [72796]	96-'97 F-series 7.5L, 5 speed, 4WD, 5.07-0.77 ratio, electric speedo
RMTS5-47-2 [75908]	96-'97 F-series 4.9L & 5.8L, 5 speed, 4WD, 5.72-0.76 ratio, electric speedo	RMTS5-47M-1 [73461]	1999 F-series 5.4L & 6.8L, 5 speed, 2WD, 5.72-0.76 ratio, electric speedo
RMTS5-47-3 [71473]	96-'97 F-series 7.5L, 5 speed, 2WD, 5.72-0.76 ratio, electric speedo	RMTS5-47M-2 [71474]	1999 F-series 5.4L & 6.8L, 5 speed, 4WD, 5.72-0.76 ratio, electric speedo
RMTS5-47-4 [71940]	96-'97 F-series 7.5L, 5 speed, 4WD, 5.72-0.76 ratio, electric speedo	RMTS5-47M-3 [70718]	99-'01 F-series 5.4L & 6.8L, 5 speed, 2WD, 5.72-0.76 ratio, electric speedo
RMTS5-47-5 [78482]	96-'97 F-series 7.5L, 5 speed, 2WD, 5.07-0.77 ratio, electric speedo	RMTS5-47M-4 [79687]	99-'01 F-series 5.4L & 6.8L, 5 speed, 4WD, 5.72-0.76 ratio, electric speedo

Ford S6-S650F

PART #	Description	PART #	Description
RMTS6-650F-1 [77870]	01-'03 F-series 7.3L, 6 speed, 2WD, 5.79-0.72 ratio, electric speedo	RMTS6-650F-5 [73648]	99-'00 F-series 7.3L, 6 speed, 2WD, 5.79-0.72 ratio, electric speedo
RMTS6-650F-10 [73323]	02-'07 F-series 5.4L & 6.8L, 6 speed, 2WD, 5.79-0.72 ratio, epectrick speedo	RMTS6-650F-6 [79268]	99-'00 F-series 7.3L, 6 speed, 4WD, 5.79-0.72 ratio, electric speedo
RMTS6-650F-11 [73499]	03-'09 F-series 5.4L & 6.8L, 6 speed, 4WD, 5.79-0.72 ratio, 34 spline output	RMTS6-650F-7 [75749]	08-'10 F-series 5.4L & 6.8L, 6 speed, 2WD, 5.79-0.72 ratio, electric speedo
RMTS6-650F-2 [74968]	01-'03 F-series 7.3L, 6 speed, 4WD, 5.79-0.72 ratio, 24 spline output	RMTS6-650F-8 [70478]	08-'10 F-series 7.3L, 6 speed, 2WD, 5.79-0.72 ratio, electric speedo
RMTS6-650F-4 [75930]	02-'04 F-series 5.4L & 6.8L, 6 speed, 4WD, 5.79-0.72 ratio, 24 spline output	RMTS6-650F-9 [76453]	2003 F-series 7.3L, 6 speed, 4WD, 5.73-0.72 ratio, 34 spline output

Ford T18

PART #	Description	PART #	Description
RMT18F-1 [70574]	73-'93 F-series, 4 speed, 2WD, iron case, 12" tail, cable speedo	RMT18F-6 [70005]	87-'93 F-series & Bronco, 4 speed, 4WD, cast iron
RMT18F-2 [71010]	73-'93 F-series, 4 speed, 2WD, iron case, 4" tail, cable speedo		

Ford T19

PART #	Description	PART #	Description
RMT19F-1 [71734]	83-'87 F250 & F350 w 6.9L or 7.5L, 4 speed, 2WD, cast iron	RMT19F-2 [78082]	83-'87 F250 & F350 w 6.9L or 7.5L, 4 speed, 4WD, cast iron

Ford T5

PART #	Description	PART #	Description
RMT5F-1 [30438]	83-'84 Mustang, 5 speed, 4 cylinder, non-world class	RMT5F-5 [74442]	94-'95 Mustang Cobra & Pace Car, 5 speed, V8
RMT5F-10 [30439]	87-'93 Mustang, 5 speed, 4 cylinder, world class	RMT5F-6 [78525]	94-'95 Mustang, 5 speed, V8
RMT5F-11 [71560]	08-'10 Mustang 4.0L, 5 speed, bolt on rear yoke w/o balancer	RMT5F-7 [73181]	94-'98 Mustang V6, 5 speed
RMT5F-2 [71846]	83-'84 Mustang & Capri V8, 5 speed	RMT5F-8 [77040]	05-'07 Mustang 4.0L, 5 speed, bolt on rear yoke w/balancer
RMT5F-3 [30440]	85-'86 Mustang, 5 speed, 4 cylinder, world class	RMT5F-9 [75326]	99-'04 Mustang 3.8L & 3.9L, 5 speed
RMT5F-4 [73952]	85-'93 Mustang V8, 5 speed		

Ford T56

PART #	Description
RMT56F-1 [30433]	03 & up Mustang Cobra, 6 speed

Ford TR3650

PART #	Description	PART #	Description
RMT3650F-1 [71851]	01-'04 Mustang 4.6L, 5 speed	RMT3650F-2 [72560]	05-'10 Mustang 4.6L, 5 speed

Ford Misc.

PART #	Description	PART #	Description
RMT3040 [76961]	98-'03 Escort, DOHC, 5 speed	RMTM5R2F-2 [73658]	88-'96 F150 & F250, 5 speed, 4WD
RMT3506B [78454]	00-'03 Focus, DOHC, 5 speed	RMTM5R2F-3 [71366]	92-'96 F150 & F250, 5 speed, 2 WD, no VSS or speedo
RMT3763 [75038]	01-'04 Escape & Tribute, 5 speed	RMTM5R2F-4 [70867]	97-'98 F150 & F250, 5 speed, 2WD, 6 cylinder, gear driven VSS
RMT50613 [77904]	04-'06 Mazda 3, 5 speed, ABS	RMTM5R2F-5 [79525]	97-'98 F150 & F250, 5 speed, 4 WD, 6 cylinder
RMT51626 [70386]	10-'13 Mazda 3, 2.5L, 6 speed	RMTM5R2F-6 [30478]	97-'98 F150 & F250 V8, 5 speed, 2WD, gear driven CSS
RMT674 [72246]	2009 Fusion & Milan 2.3L, 5 speed	RMTM5R2F-7 [74396]	97-'98 F150 & F250 V8, 5 speed, 4WD
RMTFM132F-1 [71960]	88-'92 Bronco II & Ranger 2.9L, 5 speed, 2WD, steel pan	RMTM5R2F-8 [73709]	99-'08 F150 & F250, 5 speed, 2WD, 6 cylinder
RMTFM145F-1 [73088]	85-'87 Bronco II & Ranger, 5 speed, 4WD, steel pan, 10.5" tail	RMTM5R2F-9 [77752]	99-'04 F150 & F250, 5 speed, 4WD, 6 cylinder
RMTFM146F-1 [70785]	89-'93 Bronco II & Ranger, 5 speed, 4WD, steel pan, 13" tail	RMTM5XF-2 [77427]	91-'97 Escort, 1.6L & 1.9L, 5 speed, stamped steel cover
RMTM5R2F-10 [30477]	99-'03 F150 & F250 V8, 5 speed, 2WD, magnetic VSS	RMTM5XF-3 [79298]	91-'97 Escort, 1.8L & 2.0L, 5 speed, stamped steel cover
RMTM5R2F-11 [78406]	99-'03 F150 & F250 V8, 5 speed, 2WD	RMTMTX75F-4 [73647]	97-'02 Countour & Mystique 2.5L, all alluminum cable shift
RMTM5R2F-1G [78422]	88-'92 F150 & F250, 5 speed, 2WD, green speedo	RMTRKEF-1 [78353]	89-'93 Cougar & T-Bird, 5 speed
	88-'92 F150 & F250, 5 speed, 2WD, white speedo		

Geo Misc.

PART #	Description	PART #	Description
RMT59644A [30434]	90-'98 Tracker & Sidekick, 5 speed, 2WD	RMTMV3C-1 [75602]	89-'00 Metro, 5 speed

GM AISN

PART #	Description
RMT1126 [70449]	10-'15 Camaro, V6, 6 speed

GM AR5

PART #	Description	PART #	Description
RMTMA5-1 [30481]	04-'12 Colorado & Canyon 2.9L, 5 speed, 4WD	RMTMA5-3 [30483]	07-'10 Hummer H3 3.7L, 5 speed, 4WD
RMTMA5-2 [30482]	04-'12 Colorado & Canyon 2.9L, 5 speed, 2WD		

GM CH465/ Muncie

PART #	Description	PART #	Description
RMT465C-1 [79690]	68-'72, 4 speed, 2DW, cast iron top cover, threaded bottom holes	RMT465C-4 [73138]	73-'84, 4 speed, 2WD, 10 spline output shaft
RMT465C-2 [71011]	68-'72, 4 speed, 2WD, 10 spline output shaft	RMT465C-5 [72916]	88-'91, 4 speed, 4WD, aluminum top cover
RMT465C-3 [70886]	73-'87, 4 speed, 2WD, cast iron top cover, threaded bottom holes	RMT465C-6 [78945]	85-'87, 4 speed, 4WD
		RMT465C-7 [73993]	88-'91, 4 speed, 4WD, aluminum top cover

GM 290

PART #	Description	PART #	Description
RMT290C-1 [78120]	88-'92 Van 1500 & 2500, 5 speed, 2WD, integral bell	RMT290C-3 [72332]	93-'95 Van 1500 & 2500, 5 speed, 2WD, integral bell, 1 shift rail, external slave
RMT290C-11 [77849]	99-'07 Silverado & Sierra 1500, 5 speed, 2WD, integral bell, 1 shift rail	RMT290C-4 [74864]	93-'95 Van 1500 & 2500, 5 speed, 4WD
RMT290C-14 [74091]	99-'07 Silverado & Sierra 1500, 5 speed, 4WD, integral bell, 1 shift rail	RMT290C-5 [72579]	96-'98 1500, 5 speed, 2WD, integral bell, 1 shift rail, integrated slave
RMT290C-2 [75873]	88-'92 Van 1500 & 2500, 5 speed, 4WD	RMT290C-6 [78853]	96-'98 Van 1500 & 2500, 5 speed, 4WD, integrated slave

GM M86

PART #	Description
RMT571 [75703]	2008 Cobalt 2.2L, 5 speed

GM Misc.

PART #	Description	PART #	Description
RMT1376 [71720]	11-'16 Cruze 1.4L, 6 speed	RMTMR8C-1 [73579]	83-'99 FWD passenger car, 5 speed, aluminum cover
RMT4692 [74265]	12-'15 Sonic 1.4L, 6 speed	RMTMR8C-2 [79184]	96-'99 FWD passenger car 2.4L, 5 speed, aluminum cover
RMTM12C-1 [74155]	01-'04 Corvette, 6 speed, LS6 & Z06	RMTSAGCAR3SPD [72452]	77-'86 passenger car, 3 speed, 7 bolt side cover
RMTM21C-2 [70581]	63-'65 passenger car, 4 speed, Alum., 7 bolt side cover, 27 spline output	RMTT10GMCARS [30504]	74 & up passenger car, 4 speed
RMTM21C-3 [71968]	63-'65 passenger car, 4 speed, Alum., 7 bolt side cover, 32 spline output	RMT564NEW [71173]	2008 Cobalt, 2.4L

GM NV1500

PART #	Description	PART #	Description
RMT1500C-1 [72516]	96-'99 S10, S15 & Sonoma 2.2L, 5 speed, 2WD, integral bell housing	RMT1500C-2 [76653]	99-'03 S10, S15 & Sonoma 2.2L, 5 speed, 2WD, integral bell housing

GM NV3500

PART #	Description	PART #	Description
RMT290C-10 [78319]	96-'97 S10, S15 & Sonoma 4.3L, 5 speed, 2WD, integral bell	RMT290C-16 [30415]	90-'92 S10, S15 & Sonoma 4.3L, 5 speed, 4WD, integral bell, aluminum shift pod
RMT290C-12 [71349]	98-'03 S10 & S15 4.3L, 5 speed, 2WD, I shift rail	RMT290C-7 [75401]	93-'95 S10, S15 & Sonoma, 4.3L, 5 speed, 2WD, integral bell, external slave
RMT290C-13 [70853]	98-'05 S10, S15 & Sonoma 4.3L, 5 speed, integral bell, internal slave cylinder	RMT290C-8 [70656]	93-'95 S10, S15 & Sonoma, 4.3L, 5 speed, 4WD, integral bell, external slave
RMT290C-15 [74845]	98-'05 S10, S15 & Sonoma 4.3L, 5 speed, integral bell, external slave cylinder	RMT290C-9 [76964]	96-'97 S10, S15 & Sonoma, 4.3L, 5 speed, 2WD, integral bell, external slave

GM NV4500

PART #	Description	PART #	Description
RMT4500C-1 [76277]	91-'94 P/U, 2WD, external slave, round top cover, no brake	RMT4500C-2 [79380]	91-'94 P/U, 4WD, external slave, round top cover
RMT4500C-10 [71045]	01-'07 Silverado 2500 & 3500, 4WD	RMT4500C-20 [30427]	96-'00 P-series, 2WD, internal slave, round top cover, w/o e-brake
RMT4500C-11 [72676]	01-'07 Silverado 2500 & 3500, 2WD	RMT4500C-21 [75440]	96-'00 P-series, 2WD, internal slave, round top cover, w/ e-brake
RMT4500C-12 [78671]	94-'95 C3500HD, 2WD, external slave, square top cover, w/brake	RMT4500C-21CPT [73444]	96-'00 P-series, 2WD, internal slave, round top cover, w/ e-brake
RMT4500C-13 [70555]	96-'98 C3500HD, 2WD, internal slave, cast iron case	RMT4500C-3 [72257]	95-'94 P/U, 2WD, internal slave, square top cover, bolt on yoke
RMT4500C-14 [30422]	99-'02 P/U, 6.5L, 2WD, internal slave, w/brake	RMT4500C-4 [71755]	94-'95 P/U, 4WD, external slave, square top cover, no brake
RMT4500C-15 [79411]	01-'02 C3500HD, 8.1L, 2WD, internal slave, cast iron case	RMT4500C-5 [73146]	91-'94 P/U, 2WD, external slave, round top cover, w/brake
RMT4500C-16 [30423]	92-'94 P-series, 2WD, external slave, round top cover, w/o e-brake	RMT4500C-6 [70293]	96-'98 P/U, 2WD, internal slave
RMT4500C-17 [30424]	92-'94 P-series, 2WD, external slave, round top cover, w/ e-brake	RMT4500C-7 [76554]	96-'98 K2500 & K3500, 4WD, internal slave, non-synchro reverse
RMT4500C-18 [30425]	94-'95 P-series, 2WD, external slave, round top cover, w/o e-brake	RMT4500C-8 [73637]	99-'04 P/U, 2WD, non-HD, exhaust hanger bolts to bell
RMT4500C-19 [30426]	94-'95 P-series, 2WD, external slave, round top cover, w/ e-brake	RMT4500C-9 [78616]	99-04 P/U, 4WD, non-HD, exhaust hanger bolts to bell

GM ZF S6-40

PART #	Description	PART #	Description
RMTS6-40-1 [30492]	1989 Corvette, 6 speed, L98 engine	RMTS6-40-4 [30497]	1991 Corvette, 6 speed, LT5 engine
RMTS6-40-10 [30493]	1994 Corvette, 6 speed, LT5 engine	RMTS6-40-5 [79593]	92-'93 Corvette, 6 speed
RMTS6-40-11 [30494]	95-'96 Corvette, 6 speed, LT1 & LT4 engine	RMTS6-40-6 [30498]	92-'93 Corvette, 6 speed, LT5 engine
RMTS6-40-12 [30495]	95-'96 Corvette, 6 speed, LT5 engine	RMTS6-40-7 [30499]	1993 Corvette, 6 speed, LT1 engine
RMTS6-40-2 [30496]	89-'90 Corvette, 6 speed, LT5 engine	RMTS6-40-8 [30500]	1993 Corvette, 6 speed, LT1 engine
RMTS6-40-3 [76316]	90-'91 Corvette, 6 speed	RMTS6-40-9 [30501]	1994 Corvette, 6 speed, LT1 engine

GM ZF S6-650C

PART #	Description
RMTS6-650C-3 [30502]	01-'06 P/U 6.6L & 8.1L, 6 speed, 2WD
RMTS6-650C-6 [70313]	03-'06 Topkick 6.6L, 6 speed, 2WD, 5.79-0.72 ratio

GM T10

PART #	Description
RMT10C-2 [71130]	74-'82 car, 4 speed, Alum., 9 bolt side cover

GM T56

PART #	Description	PART #	Description
RMT56C-1 [77577]	94-'97 Camaro & Firebird, 6 speed, external slave cylinder	RMT56C-3 [71155]	97-'04 Corvette, 6 speed, non-LS or Z06
RMT56C-2 [79480]	94-'97 Camaro & Firebird, 6 speed, internal slave cylinder	RMT56C-4 [70647]	04-'06 GTO, 6 speed

GM T5

PART #	Description	PART #	Description
RMT5C-1 [30435]	83-'87 Camaro & Firebird, 5 speed, w/top cover, shifter in tail	RMT5C-4 [30437]	88-'29 Camaro & Firebird V8, 5 speed, w/top cover, shifter in tail
RMT5C-10 [79669]	89-'93 S10, S15 & Sonoma, 5 speed, 2DW, Alum., tail & top cover	RMT5C-5 [77637]	93-'95 Camaro & Firebird 3.4L, 5 speed, w/top cover, shifter in tail
RMT5C-11 [73551]	94-'95 S10, S15 & Sonoma 2.5L, 5 speed, 2WD, Alum., tail & top cover		96-'02 Camaro & Firebird 3.8L, 5 speed, w/top cover, shifter in tail
RMT5C-2 [76011]	83-'87 Camaro & Firebird V8, 5 speed, w/top cover, shifter in tail	RMT5C-7 [74974]	83-'89 S10, S15 & Sonoma, 5 speed, 4WD, Alum., tail & top cover
RMT5C-3 [30436]	88-'92 Camaro & Firebird V6, 5 speed, w/top cover, shifter in tail		

Hyundai Misc.

PART #	Description	PART #	Description
RMT61126B [78998]	01-'06 Elantra 2.0L, 5 speed	RMT61535 [30447]	03-'08 Tiburon 2.7L, 5 speed

Jeep AX15

PART #	Description	PART #	Description
RMTAX15J-1 [76174]	89-'91 Wrangler, 5 speed, 4WD, 6 cylinder, internal slave	RMTAX15J-6 [79323]	94-'00 Cherokee, 5 speed, 4WD, 6 cylinder, internal slave
RMTAX15J-2 [30450]	87-'91 Cherokee, 5 speed, 4WD, internal slave	RMTAX15J-7 [30451]	89-'92 Cherokee, 5 speed, 2WD, 6 cylinder
RMTAX15J-3 [70967]	92-'93 Wrangler, 5 speed, 4WD, internal slave	RMTAX15J-8 [72891]	97-'99 Wrangler, 5 speed, 4WD, 6 cylinder, internal slave
RMTAX15J-4 [77252]	92-'93 Wrangler, 5 speed, 4WD, internal slave	RMTAX15J-9 [30452]	92-'96 Cherokee, 5 speed, 2WD, 6 cylinder
RMTAX15J-5 [73073]	94-'95 Wrangler, 5 speed, 4WD, internal slave		

Jeep AX5

PART #	Description	PART #	Description
RMTAX5J-1 [70887]	84-'86 CJ, 5 speed, 4WD, w/207 T-case	RMTAX5J-5 [30455]	94-'96 Cherokee, 5 speed, 4WD, 4 cylinder, external slave
RMTAX5J-10 [78922]	94-'96 Cherokee, 5 speed, 2WD, 4 cylinder, external slave	RMTAX5J-6 [78010]	92-'93 Wrangler, 5 speed, 4WD, internal slave
RMTAX5J-11 [30453]	97-'00 Cherokee, 5 speed, 2WD, 4 cylinder, external slave	RMTAX5J-7 [71196]	92-'93 Wrangler, 5 speed, 2WD, internal slave
RMTAX5J-2 [72526]	87-'91 Wrangler, 5 speed, 2WD, 4 cylinder, internal slave	RMTAX5J-8 [70403]	97-'02 Wrangler, 5 speed, 4WD, 4 cylinder, cases bolt on center plate
RMTAX5J-3 [30454]	87-'93 Cherokee, 5 speed, 4WD, 4 cylinder, internal slave	RMTAX5J-9 [30456]	97-'00 Cherokee, 5 speed, 4WD, 4 cylinder, external slave
RMTAX5J-4 [79562]	94-'95 Wrangler, 5 speed, 4WD, external slave		

Jeep NSG370

PART #	Description	PART #	Description
RMTNSG370-1 [70949]	2005 Wrangler 2.4L, 6 speed, 4WD	RMTNSG370-2 [70514]	2005 Wrangler 4.0L, 6 speed, 4WD
RMTNSG370-10 [70835]	07-'08 Wrangler 3.8L, 6 speed, 2WD	RMTNSG370-7 [73743]	2005 Liberty 3.7L, 6 speed, 4WD
RMTNSG370-11 [30485]	09-'10 Wrangler 3.8L, 6 speed, 2WD	RMTNSG370-9 [79600]	07-'10 Liberty & Wrangler 3.8L, 6 speed, 4WD

Jeep NV1500

PART #	Description	PART #	Description
RMT1500J-1 [71574]	02-'04 Liberty, 5 speed, 2WD, 6.75" input, w/o integral bell	RMT1500J-3 [78565]	03-'04 Wrangler, 5 speed, 4WD, 7 3/8" input, removable bell
RMT1500J-2 [30414]	02-'04 Liberty, 5 speed, 4WD, w/ integral bell		

Jeep NV3550

PART #	Description	PART #	Description
RMT3550J-1 [70339]	00-'01 Cherokee, 5 speed, 4WD	RMT3550J-6 [77346]	02-'04 Liberty, 5 speed, 4WD, integral bell
RMT3550J-2 [30420]	00-'01 Cherokee, 5 speed, 2WD	RMT3550J-7 [77477]	02-'04 Liberty, 5 speed, 2WD
RMT3550J-3 [73171]	00-'04 Wrangler, 5 speed, 4WD		

Jeep NVT355

PART #	Description
RMT1393 [73190]	07-'16 Compass & Patriot 2.4L, 5 speed, AWD

Jeep T4

PART #	Description
RMT4J-2 [79357]	82-'86 CJ, 4 speed, 4WD, 6 cylinder, 10 spline input

Jeep T5

PART #	Description	PART #	Description
RMT5J-1 [30441]	82-'86 CJ, 5 speed, 4WD, 4 cylinder, 14 spline input, Alum.	RMT5J-2 [30442]	82-'86 CJ, 5 speed, 4WD, 4 cylinder, 10 spline input, Alum.

Mitsubishi Misc.

PART #	Description	PART #	Description
RMT50358 [72832]	06-'08 Eclipse 3.8L, 6 speed	RMTD50X422L [30459]	D50 2.0L, 2WD
RMT60190 [30443]	95-'99 Eclipse & Talon	RMTTALONF5M33 [71077]	90 & up Talon, 5 speed, AWD, turbo

Nissan Misc.

PART #	Description	PART #	Description
RMT61048 [76752]	00-'01 Maxima, 5 speed	RMTNIHB4X24CY [30484]	Hardbody, 5 speed, 2WD, 4 cylinder
RMT61861 [76977]	05-'06 Altima & Maxima, 6 speed		

Suzuki Misc.

PART #	Description
RMTSAM [70460]	Samurai, 5 speed

Toyota Misc.

PART #	Description	PART #	Description
RMT50441 [70846]	07-'09 Camary, 4 cylinder	RMTTOYCARB4X4 [79099]	84 & up, 4WD
RMT59986 [76226]	93-'97 Corolla, 5 speed	RMTTOYEFI4X2 [72258]	85 & up, 5 speed, 2WD, 4 cylinder
RMT60513 [30444]	97-'02 Camary & Solara, 5 speed, 6 cylinder	RMTTOYEFI4X4 [79242]	85-'87, 5 speed, 4WD, 4 cylinder
RMT61159 [78833]	01-'03 Rav4, 4WD	RMTTOYEFI4X4-L [76967]	88 & up, 5 speed, 4WD, 4 cylinder
RMT61421 [73953]	03-'08 Corolla, Matrix & Vibe, 5 speed	RMTTOYV64X4 [75436]	V6, 5 speed, 4WD

Volkswagen Misc.

PART #	Description	PART #	Description
RMT51400 [74592]	09-'17 Jetta & Golf, 6 speed	RMT61531 [30446]	20-'03 Golf, 6 speed

Remanufactured Transfer Cases



- Cases & internals thoroughly inspected for cracks, wear, & stripped threads
- Shaft straightness, gear wear, & chain stretch extensively tested
- Viscous coupler always replaced
- Spin-tested for shiftability & noise level



BMW ATC300

PART#	Description
RTC27107599693 [73363]	06-'11 325i & 330i

BMW ATC400

PART#	Description	PART#	Description
RTC27103455137 [74515]	07-'10 X3, automatic trans	RTC27107619776 [75387]	2011 X3
RTC27103455139 [79569]	04-'06 X3		

BMW ATC450

PART#	Description
RTC27107643752 [76458]	11-'14 X6, 4.4L & 4.6L

BMW ATC500

PART#	Description	PART#	Description
RTC27107555297 [72117]	04-'06 X5	RTC27107635753 [73378]	11-'12 X5 & X6, 3.0L
RTC27107599889 [73110]	07-'11 X5		

BMW NV124

PART#	Description	PART#	Description
RTC27107509763 [30505]	01-'03 325i & 330i, auto trans	RTC27107530812 [75101]	03-'05 325i & 330i

Dodge BW4444

PART#	Description
RTC4444D-1 [76161]	11-'15 Ram 1500, elec shift, 23 spline input, 32 spline outputs

Dodge BW4446

PART#	Description	PART#	Description
RTC4446D-1 [78152]	12-'13 Ram, elec shift, 29 spline input, rear slip yoke	RTC4446D-2 [74969]	2012 Ram 3500, electric shift

Dodge BW4447

PART#	Description	PART#	Description
RTC4447D-1 [76345]	12-'14 Ram, manual shift	RTC4447D-6 [30515]	13-'17 Ram 3500, 6.7L, w/Aisin AS69RC trans, rear slip yoke
RTC4447D-2 [77300]	2012 Ram 3500, manual shift		
RTC4447D-3 [30514]	12-'14 Ram		

Chrysler Misc.

PART#	Description	PART#	Description
RTC04591953A1 [77373]	05-'07 Magnum & 300	RTC4641900AB [75959]	02-'04 Town & Country, 7.5" long yoke
RTC4641900AA [73074]	2001 Town & Country, 9" long yoke		

Chrysler NP126

PART#	Description
RTC126G-1 [70454]	02-'09 Trailblazer & Bravada, single speed, electric shift

Chrysler NP205

PART#	Description	PART#	Description
RTC205D-2 [73244]	80-'87 W-series, gas engine	RTC205D-4 [71161]	89-'93 D-series, diesel, direct mount, 23 spline input, auto trans
RTC205D-3 [78903]	89-'93 D-series, diesel, direct mount, 29 spline input, manual trans		

Chrysler NP208

PART#	Description	PART#	Description
RTC208D-1 [30508]	80-'82 D-series, RH mount, 23 spline input, fixed yokes	RTC208D-2 [72821]	82-'87 W-series, RH mount, 23 spline input, fixed rear yoke

Dodge NP231

PART#	Description	PART#	Description
RTC231D-1 [71530]	88-'92 Dakota, 23 spline input, 26 spline output, w/speedo	RTC231D-5 [70720]	96-'97 Ram 1500, 23 spline input, 32 spline rear slip yoke, w/speedo
RTC231D-10 [71018]	98-'01 Ram 1500, 23 spline input, auto trans, w/o speedo	RTC231D-6 [73318]	96-'97 Dakota, 23 spline input, 27 spline output, w/speedo
RTC231D-11 [73331]	2000 Dakota & Durango, 23 spline input, auto trans, w/o speedo	RTC231D-8 [71204]	98-'99 Dakota, 23 spline input, 27 spline rear slip yoke, w/o speedo
RTC231D-2 [72861]	1993 Dakota, 23 spline input, 26 spline rear slip yoke, w/speedo	RTC231D-9 [76209]	98-'01 Ram 1500, 23 spline input, 32 spline rear slip yoke, manual trans
RTC231D-3 [79128]	94-'96 Dakota, 23 spline input, 26 spline rear slip yoke, w/speedo	RTC231DHD-1 [77126]	98-'99 Dakota, 23 spline input, 32 spline rear slip yoke, w/o speedo
RTC231D-4 [78886]	94-'97 Ram 1500, 23 spline input, 32 spline rear slip yoke, w/speedo	RTC233D-1 [71551]	01-'04 Dakota & Durango, elec shift, 23 spline input, 32 spline rear slip yoke

Dodge NP233

PART#	Description	PART#	Description
RTC233D-2 [71083]	05-'07 Dakota, elec shift, 23 spline input, 32 spline rear slip yoke, w/o speedo	RTC233D-3 [79143]	08-'11 Dakota, elec shift, 23 spline input, 32 spline rear slip yoke, w/o speedo

Dodge NP241

PART#	Description	PART#	Description
RTC241D-1 [76591]	88-'93 Ram 1500, 23 spline input, fixed rear yoke, 1.75" speedo	RTC241DHD-8 [73393]	98-'02 Ram 2500/3500, 23 spline input, 31 spline rear slip yoke, w/PTO, w/o speedo
RTC241D-2 [77892]	02-'03 Ram 1500, manual shift, 23 spline input, Front & rear slip yokes	RTC241DHD-9 [30510]	1997 Ram 3500, 23 spline input, 32 spline rear slip yoke, w/PTO & speedo
RTC241D-3 [70750]	04-'05 Ram 1500, manual shift, 23 spline input, Front & rear slip yokes	RTC241DLD-1 [77445]	94-'97 Ram 2500, 23 spline input, 32 spline rear slip yoke, w/speedo
RTC241DHD-1 [78728]	94-'96 Ram 2500 & 3500, 23 spline input, 32 spline Front yoke, w/PTO	RTC241DLD-2 [71519]	94-'97 Ram 2500, 29 spline input, 32 spline rear slip yoke, w/speedo
RTC241DHD-2 [30509]	94-'96 Ram 2500, 23 spline input, 32 spline rear slip yoke, round Front yoke	RTC241DLD-3 [75314]	94-'97 Ram 2500, 29 spline input, 32 spline rear slip yoke, w/speedo
RTC241DHD-3 [76605]	94-'96 Ram 2500 & 3500, 23 spline input, 32 spline Front yoke, w/PTO	RTC241DLD-4 [77875]	98-'01 Ram 2500/3500, 23 spline input, 32 spline rear slip yoke, w/speedo
RTC241DHD-4 [78863]	1997 Ram 3500, 29 spline input, 31 spline rear slip yoke, w/PTO & speedo	RTC241DLD-6 [78133]	98-'01 Ram 2500/3500, 23 spline input, 32 spline rear slip yoke, w/o speedo
RTC241DHD-5 [73237]	1997 Ram 2500/3500, 23 spline input, 31 spline rear slip yoke, w/PTO & speedo	RTC241DLD-7 [71012]	98-'02 Ram 2500, 23 spline input, 32 spline rear slip yoke, w/o speedo
RTC241DHD-6 [79171]	98-'02 Ram 2500/3500, 29 spline input, 31 spline rear slip yoke, w/PTO, w/o speedo	RTC241DLD-8 [74805]	98-'02 Ram 2500/3500, 29 spline input, 32 spline rear slip yoke, w/o speedo
RTC241DHD-7 [72307]	98-'01 Ram 2500/3500, 23 spline input, 31 spline rear slip yoke, w/PTO, w/o speedo		

Dodge NP242

PART#	Description	PART#	Description
RTC242D-1 [72235]	98-'99 Dakota & Durango, 23 spline input, 32 spline rear slip yoke, w/o speedo	RTC242D-2 [76056]	2000 Dakota & Durango, 23 spline input, 32 spline rear slip yoke, w/o speedo

Dodge NP243

PART#	Description	PART#	Description
RTC243D-1 [74932]	02-'05 Ram 1500, elec shift, 23 spline input, 32 spline rear slip yoke	RTC243D-4 [30512]	07-'09 Dakota, electric shift, manual trans
RTC243D-2 [71853]	06-'12 Ram 1500, elec shift, 23 spline input, 32 spline rear slip yoke	RTC243D-5 [70756]	06-'11 Dakota & Raider, elec shift, 23 spline input, 32 spline rear slip yoke, auto trans
RTC243D-3 [30511]	2006 Dakota, electric shift		

Dodge NP244

PART#	Description	PART#	Description
RTC244D-1 [70475]	01-'04 Dakota & Durango, 23 spline input, 32 spline rear slip yoke, w/o speedo	RTC244D-3 [72553]	05-'06 Dakota & Raider, 23 spline input, 32 spline rear slip yoke, w/o speedo
RTC244D-2 [76712]	04-'09 Dakota & Durango, 23 spline input, 32 spline rear slip yoke, w/o speedo	RTC244DHD-1 [79075]	04-'05 Ram 1500, 23 spline input, 32 spline rear slip yoke, AWD

Dodge NP246

PART#	Description	PART#	Description
RTC246D-1 [78254]	06-'08 Ram 1500, elec shift, 23 spline input, 32 spline rear slip yoke, shift-on-demand	RTC246D-2 [71156]	09-'10 Ram 1500, elec shift, 23 spline input, 32 spline rear slip yoke, shift-on-demand

Dodge NP271

PART#	Description	PART#	Description
RTC271D-1 [76367]	03-'12 Ram 2500/3500, 29 spline input, 34 spline rear slip yoke, w/o speedo	RTC271D-4 [74674]	03-'11 Ram 2500/3500, 23 spline input, 34 spline rear slip yoke, w/o speedo
RTC271D-2 [76866]	03-'11 Ram 2500/3500, 23 spline input, 34 spline rear slip yoke, w/o speedo	RTC271D-5 [70889]	07-'12 Ram 3500, manual trans, 29 spline input, w/o speedo
RTC271D-3 [72975]	03-'12 Ram 2500/3500, 29 spline input, 34 spline rear slip yoke, w/o speedo, M/T	RTC271D-6 [30513]	07-'12 Ram 3500, auto trans, 29 spline input, w/o speedo

Dodge NP273

PART#	Description	PART#	Description
RTC273D-1 [74606]	03-'05 Ram 2500/3500, 23 spline input, 34 spline rear slip yoke, w/o speedo	RTC273D-4 [71782]	06-'12 Ram series, 29 spline input, 34 spline rear slip yoke, w/o speedo
RTC273D-2 [70831]	03-'05 Ram 2500/3500, 29 spline input, 34 spline rear slip yoke, w/o speedo	RTC273D-4M [74671]	06-'12 Ram series, 29 spline input, 34 spline rear slip yoke, w/o speedo
RTC273D-3 [77913]	06-'12 Ram series, 23 spline input, 34 spline rear slip yoke, w/o speedo	RTC273D-5 [77707]	07-'12 Ram 3500, elec shift, manual trans, 29 spline input, w/o speedo
RTC273D-3M [78244]	06-'12 Ram series, 23 spline input, 34 spline rear slip yoke, w/o speedo		

Dodge NV133

PART#	Description
RTC133D [30506]	02-'03 Durango, w/o speedo, 32 spline rear slip yoke, cup Front yoke

Dodge NV144

PART#	Description
RTC144D [30507]	04-'07 Durango, 32 spline rear slip yoke, single speed, electric shift

Ford BW1128

PART#	Description	PART#	Description
RTC1128F-1 [77119]	11-'14 F250/F350, 6 speed, manual shift, auto trans, 43 spline input, bolt on yokes	RTC1128F-2 [30516]	11-'14 F250/F350, 6 speed, manual shift, auto trans, 43 spline input, rear slip yoke

Ford BW1345

PART#	Description	PART#	Description
RTC1345F-1 [30517]	80-'82 Bronco, 32 spline output, Front & rear u/bolt yokes, rear slip yoke	RTC1345F-3 [30518]	89-'91 F150/F250, Front & rear u/bolt yokes, .875" speedo
RTC1345F-2 [75182]	82-'87 F-series, Front & rear yokes, lever down		

Ford BW1350

PART#	Description	PART#	Description
RTC271D-1 [76367]	03-'12 Ram 2500/3500, 29 spline input, 34 spline rear slip yoke, w/o speedo	RTC271D-4 [74674]	03-'11 Ram 2500/3500, 23 spline input, 34 spline rear slip yoke, w/o speedo
RTC271D-2 [76866]	03-'11 Ram 2500/3500, 23 spline input, 34 spline rear slip yoke, w/o speedo	RTC271D-5 [70889]	07-'12 Ram 3500, manual trans, 29 spline input, w/o speedo
RTC271D-3 [72975]	03-'12 Ram 2500/3500, 29 spline input, 34 spline rear slip yoke, w/o speedo, M/T	RTC271D-6 [30513]	07-'12 Ram 3500, auto trans, 29 spline input, w/o speedo

Ford BW1354

PART#	Description	PART#	Description
RTC1354F-1 [76497]	98-'00 Explorer & Ranger, elec shift, w/coil, w/o speedo or sensors	RTC1354F-5 [72460]	98-'00 Explorer, elec shift, cup Front yoke, w/o speedo or sensors
RTC1354F-2 [76983]	90-'05 Ranger, electric shift, fixed Front yoke, w/ coil, speedo & sensors	RTC1354F-6 [76853]	00-'07 Explorer & Ranger, elec shift, fixed Front yoke, w/o speedo or sensors
RTC1354F-3 [70657]	90-'05 Ranger, manual shift	RTC1354F-7 [70975]	01-'04 Ranger, manual shift, cup Front yoke, rear flange, w/o speedo or sensors
RTC1354F-4 [79626]	95-'98 Explorer & Ranger, elec shift, fixed Front yoke, w/speedo		

Ford BW1356

PART#	Description	PART#	Description
RTC1356F-1 [75124]	91-'97 F-series, electric shift, Front bolt on yoke, rear slip yoke	RTC1356F-5 [70888]	89-'97 F-series, manual shift, bolt on arm, Front yoke, rear slip yoke, w/o PTO
RTC1356F-10 [77316]	89-'96 Bronco, manual shift, press on arm, w/o PTO, Front yoke, rear flange	RTC1356F-6 [78011]	87-'88 Bronco, manual shift, press on arm, w/o PTO, u/joint yokes
RTC1356F-11 [70719]	87-'89 Bronco, electric shift, Front yoke, rear flange	RTC1356F-7 [76695]	89-'96 Bronco, manual shift, bolt on arm, w/o PTO, u/joint yokes
RTC1356F-11M [74651]	87-'89 Bronco, electric shift, Front yoke, rear flange	RTC1356F-8 [75278]	87-'89 Bronco, manual shift, bolt on arm, w/o PTO, u/joint yokes
RTC1356F-2 [73787]	89-'97 F-series, manual shift, press on arm, Front yoke, rear slip yoke, w/o PTO	RTC1356F-9 [72928]	87-'89 Bronco, electric shift, w/o PTO, u/joint yokes
RTC1356F-3 [78498]	89-'97 F-series, manual shift, press on arm, Front yoke, rear slip yoke, w/ PTO		
RTC1356F-4 [77179]	87-'89 F150/F250, manual shift, bolt on arm, Front yoke, rear slip yoke, w/ PTO		

Ford BW1628

PART#	Description	PART#	Description
RTC1628F-1 [72788]	11-'14 F250/F350, elec shift, 6 speed auto, 43 spline input, bolt on yokes	RTC1628F-2 [30522]	11-'14 F250/F350, elec shift, 6 speed auto, 43 spline input, rear slip yoke

Ford BW4403

PART#	Description	PART#	Description
RTC1628F-1 [72788]	11-'14 F250/F350, elec shift, 6 speed auto, 43 spline input, bolt on yokes	RTC1628F-2 [30522]	11-'14 F250/F350, elec shift, 6 speed auto, 43 spline input, rear slip yoke

Ford BW4404

PART#	Description	PART#	Description
RTC4404F-1 [74362]	96-'97 Explorer & Mountaineer, Front & rear round flanges, w/speedo	RTC4404F-3 [72203]	'98 Explorer & Mountaineer, cup Front yoke, rear flange, w/ speedo
RTC4404F-2 [73596]	1997 Explorer & Mountaineer, 6 bolt cup Front yoke, w/ speedo		

Ford BW4405

PART#	Description	PART#	Description
RTC4405F-1 [79513]	98-'01 Explorer & Mountaineer, Front cup, rear flange, w/o speedo, w/sensors	RTC4405F-3 [70792]	96-'98 Explorer, u/joint Front yoke, round rear flange, w/speedo & sensors
RTC4405F-2 [77347]	95-'97 Explorer, u/joint Front yoke, round rear flange, w/speedo & sensors		

Ford BW4406

PART#	Description	PART#	Description
RTC4406F-1 [75388]	96-'98 F150/F250, manual shift, w/speedo, w/o TOD	RTC4406F-4 [73391]	99-'02 F150/F250/Expedition, elec shift, w/sensors & TOD, w/o speedo
RTC4406F-2 [74335]	96-'98 F150/F250, manual shift, w/speedo, w/o TOD	RTC4406F-5 [72315]	99-'08 F150/F250, w/o speedo, w/o TOD
RTC4406F-3 [78106]	97-'98 F150/F250/Expedition, elec shift, w/speedo & sensors, w/o TOD	RTC4406F-6 [74878]	99-'08 F150/F250, w/ speedo, w/o TOD
		RTC4406F-7 [72630]	06-'08 F-series, elec shift, AWD, w/o speedo or sensors

Ford BW4407

PART#	Description	PART#	Description
RTC4407F-1 [30525]	94-'97 F650, manual shift, w/ PTO	RTC4407F-2 [75923]	96-'97 F-series, manual shift, u/joint yoke, w/o PTO

Ford BW4410

PART#	Description
RTC4410F-1 [76655]	02-'05 Explorer & Mountaineer, AWD, Front cup yoke, rear flange

Ford BW4411

PART#	Description	PART#	Description
RTC4411F-1 [71208]	02-'04 Explorer & Mountaineer, elec shift, Front cup yoke, rear flange, w/o speedo	RTC4411F-3 [77605]	03-'05 Aviator & Mountaineer, cup Front yoke, rear flange, w/o sensors
RTC4411F-2 [72011]	04-'05 Explorer & Mountaineer, elec shift, cup Front yoke, rear flange, w/o speedo		

Ford BW4412

PART#	Description	PART#	Description
RTC4412F-1 [70395]	06-'10 Explorer & Mountaineer 4.6L, 6 speed, cup Front yoke, rear flange	RTC4412F-4 [72053]	07-'10 Explorer Sport Trac, 5 speed auto, Front & rear yoke, w/TOD
RTC4412F-2 [78414]	06-'10 Explorer & Mountaineer 4.0L, 5 speed auto, elec shift, two speed	RTC4412F-5 [75850]	08-'10 Explorer Sport Trac, 6 speed auto, Front & rear yoke, w/TOD
RTC4412F-3 [71301]	06-'10 Explorer & Mountaineer 4.6L, 6 speed auto, elec shift, single speed	RTC4412F-6 [76487]	2006 Explorer/Mountaineer, 5 speed auto, Front yoke, rear flange, single speed, AWD

Ford BW4414

PART#	Description
RTC4414F-1 [73462]	04-'10 Explorer/Mountaineer, 28 spline input, single speed, w/o speedo or sensors

Ford BW4416

PART#	Description	PART#	Description
RTC4416F-1 [76397]	02-'04 F150 & Expedition, electric shift, 31 spline input, w/o speedo, w/TOD	RTC4416F-2 [70130]	05-'06 Navigator, electric shift, 31 spline input, w/o speedo, w/TOD, rear slip yoke

Ford BW4417

PART#	Description
RTC4417F-1 [70349]	07-'14 Expedition/Navigator, elec shift, 31 spline input, rear slip yoke, w/TOD

Ford BW4418

PART#	Description
RTC4418F-1 [30526]	09-'11 F150, manual shift

Ford BW4419

PART#	Description
RTC4419F-1 [75138]	09-'14 F150, electric shift, w/o TOD or speedo

Ford Dana 28

PART#	Description	PART#	Description
RTC28F-1 [70663]	90-'92 Aerostar, w/ speedo	RTC28F-2 [30523]	93-'97 Aerostar, w/o speedo

Ford Misc.

PART#	Description	PART#	Description
RTC569 [72614]	04-'12 Escape & Mariner	RTCEDGE [70260]	07-'13 Edge
RTC594 [77442]	0-'12 Fusion & Milan	RTC461 [74142]	01-'09 Escape & Mariner

Ford NP203

PART#	Description
RTC205F-1 [76654]	76-'77 F150 & Bronco, part time, remote mount, external spline input
RTC205F-2 [71810]	77-'79 F150 & Bronco, part time, direct mount, external spline input

Ford NP208

PART#	Description	PART#	Description
RTC208F-1 [77062]	80-'86 F150 & Bronco, u/bolt yokes, non-synchro	RTC208F-2 [70472]	80-'86 F150 & Bronco, Front u/bolt yoke, rear slip yoke, non-synchro

Ford NP271

PART#	Description	PART#	Description
RTC271F-1 [75279]	99-'04 F-series, manual shift, 31 spline input, 4 speed auto or 5 speed manual trans	RTC271F-3 [79232]	03-'06 F-series, manual shift, 6 speed trans, 34 spline input, w/o speedo
RTC271F-2 [75785]	99-'05 F250, 6 speed trans, manual shift, 24 spline input, w/o speedo	RTC271F-4 [77317]	07-'10 F-series, 6 speed trans, manual shift, 37 spline input, w/o speedo
		RTC271F-5 [30522]	08-'10 F250 & F350, 34 spline input, rear slip yoke

Ford NP273

PART#	Description	PART#	Description
RTC273F-1 [77900]	99-'05 Super Duty, 6 speed trans, electric shift, 24 spline input, w/o speedo		M/T, elec shift, 34 spline input
RTC273F-2 [72020]	99-'03 Excursion/Super Duty, 4 speed auto or 5 speed M/T, elec shift, 31 spline input	RTC273F-4 [78393]	07-'10 Excursion.Super Duty, elec shift, 34 spline input, Front & rear flange
RTC273F-3 [75828]	03-'05 Excursion/Super Duty, 4 speed auto or 5 speed	RTC273F-5 [71300]	08-'10 F250/F350, 34 spline input, rear slip yoke

GM BW1370 & BW4401

PART#	Description	PART#	Description
RTC1370G-1 [71880]	89-'93 K3500, 2 prong, 4" bell Front yoke, bolt on rear yoke	RTC1370G-4 [30527]	1994 K3500, 3 prong, 4" bell Front yoke, slip yoke rear
RTC1370G-2 [79324]	89-'93 K3500, 2 prong, 4" bell Front yoke, rear slip yoke	RTC1370G-5 [77463]	84-'00 F3500, 3 prong, u/joint Front yoke, bolt on rear yoke
RTC1370G-3 [75834]	94-'96 K3500, 3 prong, 4" bell Front yoke, bolt on rear yoke	RTC1370G-6 [73964]	95-'00 K3500, 3 prong, u/joint Front yoke, slip yoke rear

GM BW1372

PART#	Description	PART#	Description
RTC1372G-1 [30528]	90-'95 Astro & Safari van, 27 spline, 4.1" flange	RTC1372G-3 [30529]	91-'95 Vasto van, 32 spline output, 4.1" flange, 5" Front yoke

GM BW1372 & BW4472

PART#	Description	PART#	Description
RTC1372G-2 [72901]	96-'98 Astro/Safari/Bravada, 29 spline output, 4.9" flange	RTC1372G-4 [70791]	96-'97 Astro/Safari/Bravada, 32 spline output, 4.9" flange

GM BW4481

PART#	Description
RTC4481G-1 [76742]	05-'06 Escalade & Denali, 27 spline input, single speed, rear slip yoke

GM BW4470

PART#	Description	PART#	Description
RTC4470G-1 [70303]	90-'93 K3500, 4" bell Front yoke, bolt on rear yoke, 2 prong	RTC4470G-4 [70883]	94-'97 K3500, 4" bell Front yoke, bolt on rear yoke, 3 prong
RTC4470G-2 [30538]	90-'93 K3500, fixed Front yoke, slip yoke rear, 2 prong	RTC4470G-5 [76848]	97-'00 K3500, fixed Front and rear yoke, 3 prong

GM BW4473

PART#	Description
RTC4473G-1 [73562]	03-'10 Express 1500/2500, 27 spline input, rear slip yoke

GM BW4476

PART#	Description
RTC4476G-1 [70606]	04-'06 SRX 3.6L, AWD, w/full length splines

GM BW4477

PART#	Description	PART#	Description
RTC4477G-1 [77651]	08-'09 CTS, 41 spline input, cup Front & rear yoke, AWD, full length splines	RTC4477G-2 [73130]	10-'14 CTS, 41 spline input, cup Front & rear yoke, AWD

GM BW4479

PART#	Description	PART#	Description
RTC4479G-1 [76608]	07-'09 SRX & STS 4.6L, AWD, cup Front & rear yokes, full length splines	RTC4479G-2 [30539]	10-'11 STS 3.6L, cup Front & rear yokes, 2nd design input

GM BW4482

PART#	Description
RTC4482G-1 [79014]	03-'05 P/U, 27 spline input, AWD, two speed

GM BW4484

PART#	Description	PART#	Description
RTC4484G-1 [75622]	03-'07 Hummer H2, 27 spline input, rear slip yoke, female spline output	RTC4484G-1M [74870]	03-'07 Hummer H2, 27 spline input, rear slip yoke, female spline output

GM BW4485

PART#	Description
RTC4485G-1 [76984]	07-'10 Yukon/Suburban/Escalade, 32 spline input, 32 spline

GM BW4493

PART#	Description
RTC4493G-1 [76038]	06-'08 Hummer H3 3.7L, 27 spline input, 32 spline rear slip yoke

GM BW4494

PART#	Description
RTC4494G-1 [79345]	06-'10 Hummer H3 3.7L & 5.3L, 27 spline input, 32 spline rear slip yoke

GM Misc.

GM Misc. PART#	Description	PART#	Description
RTC672 [79309]	08-'15 Equinox 3.0L & 3.6L	RTC727 [77103]	10-'15 Equinox & Terrain 2.4L
RTC6T75G-1 [76748]	07-'11 Acadia & Enclave, single speed		

GM MP1222

PART#	Description	PART#	Description
RTC1222G-1 [78144]	07-'14 Sierra/Silverado 1500, w/4L60 trans, manual shift, 27 spline input	RTC1222G-2 [78617]	07-'14 Sierra/Silverado 1500, w/4L80 trans, manual shift, 27 spline input

GM MP1226

PART#	Description	PART#	Description
RTC1226G-1 [73725]	07-'10 Suburban/Yukon, w/6L90 trans, 29 spline input	RTC1226G-3 [72165]	11-'14 Sierra/Silverado 2500/3500, 6.6L diesel, w/6L90 trans, gas, 29 spline input
RTC1226G-2 [75999]	11-'14 Sierra/Silverado 2500/3500, 6.0L gas, w/6L90 trans, gas, 29 spline input		

GM MP1626

PART#	Description	PART#	Description
RTC1626G-1 [71425]	07-'10 Sierra/Silverado 2500/3500, w/6L90 trans, 29 spline input	RTC1626G-3 [76688]	11-'14 Sierra/Silverado 2500/3500, 6.6L diesel, w/6L90 trans, 33 spline input
RTC1626G-2 [74913]	11-'14 Sierra/Silverado 2500/3500, 6.0L gas, w/6L90 trans, 29 spline input		

GM MP3010

PART#	Description
RTC3010G-1 [77980]	10-'14 P/U, single speed, AWD, 32 spline input & output

GM MP3023

PART#	Description	PART#	Description
RTC3023G-1 [71513]	07-'13 P/U, electric shift, autotrack	RTC3023G-2 [76411]	08-'13 1500, electric shift, autotrack, 32 spline input & output

GM MP3024

PART#	Description
RTC3024G-1 [70096]	08-'13 Silverado/Suburban/Tahoe 2500, 6L90 trans, 29 spline input, 31 spline output

GM NP120

PART#	Description
RTC120G-1 [76940]	6-'07 Trailblazer SS, AWD, 27 spline input, single speed

GM NP136

PART#	Description
RTC136G-1 [72466]	99-'05 Astro & Safari van, elec shift, 27 spline input, rear slip yoke

GM NP/NV149

PART#	Description
RTC149G-1 [70945]	01-'05 1500, 27 spline input, internal spline Front output

GM NP203

PART#	Description	PART#	Description
RTC203G-1 [75457]	73-'79 K-series, full time, 27 spline input	RTC203G-2 [76446]	73-'79 K-series, full time, 32 spline input

GM NP205

PART#	Description	PART#	Description
RTC205G-1 [70241]	69-'77 K-series, 10 spline input & output, bolt on rear yoke	RTC205G-5 [74454]	80-'83 K-series, 32 spline input, bolt on rear yoke, hourglass adapter
RTC205G-2 [77678]	70-'75 K-series, 27 spline input, 10 spline output, bolt on rear yoke, hourglass adapter	RTC205G-6 [75849]	80-'83 K-series, 32 spline input, slip yoke rear, hourglass adapter
RTC205G-3 [30530]	80-'83 K-series, 10 spline input, slip yoke rear, hourglass adapter	RTC205G-7 [79638]	85-'91 K3500, bolt on rear yoke, round adapter
RTC205G-4 [70684]	80-'83 K-series, 27 spline input, slip yoke rear, hourglass adapter	RTC205G-8 [79092]	85-'91 K3500, rear slip yoke, round adapter

GM NP208

PART#	Description	PART#	Description
RTC208G-1 [71525]	81-'86 K10 & K20, 27 spline input, w/TH350 or 700R4 trans, rear slip yoke	RTC208G-2 [78631]	81-'86 K10 & K20, 32 spline input, w/TH400 or 4 speed manual trans, rear slip yoke

GM NP226

PART#	Description
RTC226G-1 [72421]	02-'09 Envoy & Trailblazer, electric shift, 27 spline input

GM NP231

PART#	Description	PART#	Description
RTC231G-1 [30531]	1998 S10 & S15, 27 spline rear output, fixed Front yoke, manual speedo	RTC231G-4 [76498]	94-'95 S10 & S15 extended cab, 32 spline rear output, Front slip yoke
RTC231G-2 [73109]	1998 S10 & S15, 27 spline rear output, fixed Front yoke, vacuum shift	RTC231G-5 [78096]	96-'97 S10 & S15, 32 spline rear output, Front slip yoke, vacuum
RTC231G-3 [79594]	92-'94 S10 & S15, non-extended cab, 32 spline rear output, fixed Front yoke		

GM NP233

PART#	Description	PART#	Description
RTC233G-1 [72354]	92-'94 S10 & S15, non-extended cab, elec shift, 32 spline output, fixed Front yoke	RTC233G-4 [30534]	1994 S10, 27 spline rear output, Front slip yoke, electric speed sensor
RTC233G-2 [30532]	92-'93 S10, 27 spline rear output, Front fixed yoke, elec shift, w/sensor	RTC233G-5 [75352]	96-'05 Blazer/Envoy, elec shift, 32 spline output, Front slip yoke, vacuum
RTC233G-3 [30533]	'94 S10, 32 spline rear output, Front slip yoke, electric speed sensor		

GM NP236

PART#	Description
RTC236G-1 [78605]	'99 S10/S15/Sonoma, electric shift, 27 spline input, rear slip yoke

GM NP241

PART#	Description	PART#	Description
RTC241G-1 [72782]	88-'89 S10 & Suburban, 27 spline input, square Front yoke, rear slip yoke, 2 prong	RTC241G-5 [79545]	89-'91 Blazer & Suburban, 27 spline input, square Front yoke, rear slip yoke, 2 prong
RTC241G-10 [75603]	'94 K-series/Suburban/Yukon, w/4L80E trans, 4" bell Front, rear slip yoke, 3 prong	RTC241G-6 [71183]	89-'91 Blazer & Suburban, 32 spline input, square Front yoke, rear slip yoke, 2 prong
RTC241G-11 [72387]	95-'98 K-series/Suburban/Yukon, w/4L80E trans, fixed Front, rear slip yoke, 3 prong	RTC241G-7 [71934]	88-'92 K-series, w/700R4 trans, LH Front output, 4" bell Front yoke, 2 prong
RTC241G-12 [71642]	95-'02 K-series, 4/4L80E trans, w/joint font yoke, rear slip yoke, 2 prong	RTC241G-8 [73319]	88-'94 K-series, 4w/4L80E trans, Front output, 4" bell Front yoke, 2 prong
RTC241G-13 [79391]	95-'99 K-series/Suburban/Yukon, w/4L60E trans, u/joint Front, rear slip yoke, 3 prong	RTC241G-9 [70425]	93-'94 1500 w/4L60E trans, 4" bell Front yoke, rear slip yoke, 3 prong
RTC241G-2 [79084]	88-'89 Blazer & Suburban, 32 spline input, square Front yoke, rear slip yoke, 2 prong		

GM NP243

PART#	Description	PART#	Description
RTC243G-1 [74400]	96-'99 1500 4/4L60E trans	RTC243G-2 [71217]	96-'99 1500 4/4L80E trans

GM NP246

PART#	Description	PART#	Description
RTC246G-1 [72202]	99-'02 1500 w/4L60E	RTC246G-3 [76210]	03-'07 P/U, w/4L60 & 4L70E trans
RTC246G-2 [76037]	99-'02 1500 w44L80E trans, electric shift	RTC246G-4 [70288]	03-'07 1500 w/4L80E trans, electric shift

GM NP261

PART#	Description	PART#	Description
RTC261GHD-1 [78704]	99-'07 P/U, 32 spline input	RTC261GXHD-1 [78679]	01-'07 Silverado, manual shift, 29 spline input, 31 spline rear slip yoke, 6 speed & Allison
RTC261GLD-1 [70074]	99-'07 P/U, 27 spline input, manual shift		

GM NP263

PART#	Description	PART#	Description
RTC263GHD-2 [72599]	01-'07 P/U, 6.0L, 4L80E trans, 32 spline input	RTC263GHD-2M1 [30537]	03-'07 P/U, 4L80E trans
RTC263GXHD-2 [77215]	01-'07 P/U, 29 spline input, 6 speed or Allison trans		

GM NP273

PART#	Description
RTC273G-1 [79249]	05-'08 Topkick & Kodiak, electric shift, remove mount, bolt on yokes

GM T150

PART#	Description
RTC150G-1 [74720]	04-'09 Colorado & Canyon

Jeep Dana 300

PART#	Description
RTC300J-1 [72562]	80-'86 CJ, internal spline input, fixed yokes

Jeep MP1522

PART#	Description
RTC1522J-1 [30541]	08-'12 Liberty, Selec Trac

Jeep MP3010

PART#	Description
RTC3010J-1 [78124]	12-'13 Grand Cherokee SRT8, AWD, single speed

Jeep MP3022

PART#	Description
RTC3022J-1 [74523]	08-'12 Liberty, Selec-Trac

Jeep MP3023

PART#	Description	PART#	Description
RTC3023J-1 [30552]	11-'13 Grand Cherokee	RTC3023J-2 [30553]	11-'15 Grand Cherokee

Jeep NP140

PART#	Description
RTC140J-1 [71607]	05-'09 Grand Cherokee & Commander, 26 spline input, cup Front yoke, AWD

Jeep NP146

PART#	Description
RTC146J-1 [71071]	06-'10 Grand Cherokee 601L

Jeep NP208

PART#	Description	PART#	Description
RTC208J-1 [70302]	80-'88 Cherokee & Grand Cherokee, 23 spline input, RH mount, fixed yokes	RTC208J-2 [76261]	80-'88 Cherokee & Grand Cherokee, 23 spline input, LH mount, fixed yokes

Jeep NP228

PART#	Description
RTC228J-1 [79219]	85-'86, 23 spline input, w/o viscous coupler, fixed yokes

Jeep NP231

PART#	Description	PART#	Description
RTC231J-1 [73415]	87-'90 Cherokee & Wrangler, 23 spline input, 2 piece tail	RTC231J-2 [79662]	89-'90 Cherokee, 23 spline input, 2 piece tail, w/speedo, 2 wire switch in retainer
RTC231J-10 [72072]	03-'06 Wrangler, 23 spline input, slip yoke rear, w/rubber boot, w/o balancer	RTC231J-3 [74813]	87-'95 Cherokee & Wrangler, 23 spline input, 2 piece tail, 1.75" speedo, 2 pin
RTC231J-11 [70242]	97-'02 Wrangler, 21 spline input, 27 spline output, w/rubber boot	RTC231J-4 [75076]	89-'95 Wrangler & Cherokee, 23 spline input, w/speedo, 2 wire
RTC231J-12 [79073]	00-'02 Wrangler, 23 spline input, 27 spline output, w/rubber boot	RTC231J-7 [76810]	93-'95 Grand Cherokee, 23 spline input, 2 piece tail, w/speedo, 4 pin
RTC231J-13 [73693]	02-'07 Liberty, 23 spline input, cup Front output, 32 spline rear output, 2 pin	RTC231J-8 [30542]	93-'94 Grand Cherokee, 23 spline input, 2 piece tail, w/speedo
RTC231J-14 [77510]	87-'95, 21 spline input, 2 piece tail, 1.75" speedo hole, 2 pin	RTC231J-9 [70986]	97-'02 Wrangler, 23 spline input, 27 spline output, w/rubber boot, w/speedo
RTC231J-18 [74443]	03-'06 Wrangler, 23 spline input, 27 spline rear output, w/rubber boot		

Jeep NP241

PART#	Description	PART#	Description
RTC241J-2 [75732]	07-'11 Wrangler, auto trans, w/o speed sensor, 2.72:1 low ratio	RTC241J-5 [72668]	07-'11 Wrangler, auto trans, 4.1: low ratio, Rock-Trac
RTC241J-3 [79670]	07-'14 Wrangler, manual trans, w/o speed sensor, 2.72:1 low ratio	RTC241J-6 [30543]	07-'14 Wrangler, manual trans
RTC241J-4 [72243]	03-'06 Wrangler, 23 spline input, rear fixed yoke, w/speedo, 4:1 low ratio	RTC241J-7 [30544]	12-'14 Wrangler, 2nd generation case, auto trans, w/o speed sensor, 2.72:1 low ratio
		RTC241J-8 [30545]	12-'14 Wrangler, auto trans

Jeep NP242

PART#	Description	PART#	Description
RTC241J-9 [30546]	05-'07 Liberty	RTC242J-4 [30549]	93-'95 Grand Cherokee, 23 spline input, 27 spline slip yoke main, w/speedo
RTC242J-1 [72533]	87-'90 Cherokee, 21 spline input, 27 spline slip yoke main, 2 piece tail, 4 pin, w/speedo	RTC242J-5 [79627]	97-'01 Cherokee & Grand Cherokee, 23 spline input, 1 piece tail, w/boot
RTC242J-10 [70314]	02-'07 Liberty, 23 spline input, 32 spline slip yoke main, 2 pin, w/boot, w/o speedo	RTC242J-6 [73313]	1996 Cherokee, 23 spline input, 27 spline slip yoke main, 1 piece tail, w/boot, w/speedo
RTC242J-11 [30547]	00-'01 Grand Cherokee 4.7L, 23 spline input, 32 spline slip yoke main, w/o speedo	RTC242J-7 [75298]	99-'01 Grand Cherokee, 23 spline input, 27 spline slip yoke main, 1 piece tail, 4 pin
RTC242J-2 [76366]	91-'95 Cherokee, 23 spline input, 27 spline slip yoke main, 2 piece tail, w/speedo	RTC242J-8 [79081]	02-'03 Grand Cherokee, 23 spline input, 32 spline slip yoke main, 2 piece tail, w/o speedo
RTC242J-3 [30548]	1993 Cherokee, 23 spline input, 27 spline slip yoke main, 2 piece tail	RTC242J-9 [76236]	02-'04 Grand Cherokee, 23 spline input, 27 spline slip yoke main, 1 piece tail, 2 pin

Jeep NP245

PART#	Description	PART#	Description
RTC245J-1 [79615]	05-'10 Grand Cherokee 4.7L & 5.7L, 23 spline input, cup Front yoke, 32 spline slip yoke rear	RTC245J-3 [73061]	07-'09 Grand Cherokee 3.0L, electric shift, cupped Front yoke, flanged rear yoke
RTC245J-2 [30550]	06-'08 Grand Cherokee 3.7L, cupped Front yoke, rear flange		

Jeep NP247

PART#	Description	PART#	Description
RTC247J-1 [75466]99-'00 Grand Cherokee, 23 spline input, 27 spline rear slip yoke, w/viscous coupler		RTC247J-3 [73356]01-'04 Grand Cherokee 4.7L, 23 spline input, 27 spline rear slip yoke, u/joint Front yoke	
RTC247J-2 [76873]99-'04 Grand Cherokee, 23 spline input, 27 spline rear slip yoke, w/viscous coupler			

Jeep NP249

PART#	Description	PART#	Description
RTC249J-1 [30551] 93-'95 Grand Cherokee 6 cylinder, 23 spline input, 27 spline slip yoke main		RTC249J-3 [76057] 96-'98 Grand Cherokee, 23 spline input, 27 spline rear slip yoke, w/speedo, 2 piece tail	
RTC249J-2 [72229] 93-'95 Grand Cherokee 6 cylinder, 23 spline input, 27 spline slip yoke main, 4 pin			

Land Rover Misc.

PART#	Description	PART#	Description
RTCIAB000033 [30554] 03-'05 Range Rover		RTCLR023011 [73802] 05-'11 Land Rover	

Mercedes Misc.

PART#	Description	PART#	Description
RTC55664 [30555] 03-'06 C & E class		RTCA2512801400 [75876] 07-'11 ML63	
RTCA2032800700 [73333] 03-'07 C240 & C320		RTCA2512802100 [76295] 06-'12 GL & ML	
RTCA2112800900 [78191] 08-'09 E300 & E350		RTCA4632801700 [71345] 02-'15 G Class	
RTCA2202800700 [71432] 03-'06 E500			

Nissan Misc.

PART#	Description	PART#	Description
RTCMUR-1 [73263] 09-'13 Murano, w/ scalloped/square flange		RTCMUR-3 [76039] 03-'04 Murano, round yoke	
RTCMUR-2 [75529] 05-'07 Murano, round flange yoke			

Suzuki Misc.

PART#	Description	PART#	Description
RTC55599B [30556] 01-'05 Grand Vitara		RTC59264 [77930] 06-'08 Grand Vitara	

Volkswagen Misc.

PART#	Description	PART#	Description
RTC0AD341011L [77853] 04-'10 Touareg		RTC0AD341011N [30558] 04-'10 Touareg	
RTC0AD341011M [30557] 04-'10 Touareg		RTC0AY525010D [30559] 09-'12 Tiguan	

Set Up Specifications



DIFFERENTIAL MODEL	OEM SHIM DEPTH*	PINION BEARING PRELOAD		5 Cut B/L (0.000")	2 Cut B/L (0.000")	R.G. BOLT	TORQUE (FOOT LBS)	CAP
		NEW (INCH LBS)	USED					
GENERAL MOTORS®								
Olds/Pont D/O		14-19	6-7	6-10		55		70
'63-'79 Corvette	0.03	14-19	6-8	6-10		55		60
D36 Corvette	0.045	12-15	6-8	6-10		55		55
D44 Corvette	0.03	14-19	6-9	6-10		55		55
55P & 55T	0.026	14-18	6-8	6-10		55		60
7.2"	0.03	11-14	6-7	6-10		55		60
7.5" & 7.6"	0.035	12-15	6-7	6-10	3-6	65		60
7.6" IRS (195mm)		12-15	6-7		3-6	65		60
7.75"	0.025	12-15	6-7	6-10		65		60
8.2"	0.03	12-15	6-7	6-10		55		60
8.0"		12-15	6-7		3-6	65		60
8.2" Olds/Pont	0.03	12-15	6-7	6-10		55		60
8.25" IFS	0.037	14-19	6-8	6-10		65		55
8.5" & 8.6"	0.037	14-19	6-8	6-10	3-6	65		60
8.6" IRS (218mm)		14-19	6-8		3-6	65		60
9.25" IFS	0.032	15-22	7-9		5-7	103		63
9.5"	0.03	15-22	7-9	6-10		75		80
10.5" AAM (W/Out Pin Support)	0.055	15-25	8-11	6-10		5-7	175	120
11.5" AAM	0.055	20-30	8-11	6-10		5-7	175	200
12 Bolt Pass	0.03	14-19	6-8	6-10		55		60
12 Bolt Truck	0.03	13-15	6-7	6-10		55		60
14T 10.5" (With Pin Support)	0.017	20-35	8-11	6-10		120		135
Chrysler®								
7-1/4"	0.025	12-14	6-7	6-10		55		50
C200	0.212	12-15	6-8		5-9	90		60
8" (C205)	0.034	12-15	6-9	6-10		4-8		75
8.25" (C213)	0.03	12-15	6-8	6-10		4-8		60
8.75" '41	0.09	13-15	6-8	6-10		55		90
8.75" '42	0.09	15-25	7-10	6-10		55		90
8.75" '89	0.03	14-19	6-9	6-10		55		90
9.25" Rear	0.032	14-19	6-9	6-10		5-9		75
9.25" ZF (C235)	0.065	17-22	7-10			5-9	165	100
9.25" AAM Front	0.035	15-25	10-20			5-7	103	63
10.5" AAM	0.055	15-25	8-11	6-10		5-7	175	120
11.5" AAM	0.055	20-30	8-11	6-10		5-7	175	200
AMC®								
Model 20	0.095	14-19	6-8	6-10		65		65
Model 35	0.045	12-14	6-7	6-10		55		55
SPICER®								
D28	0.05	10-13	5-6	11-16		55		50
D30	0.065	12-15	6-8	10-15		(1) or (2a)**		60
D30 JK	0.065	12-15	6-8	6-10		(1) or (2a)**		60
D44	0.042	14-19	6-10	10-16		(1) or (2a)**		60
D44 (WK & XK)	0.042	15-20	8-12	6-10	6-8	125		80
D44 JK Front	0.042	20-30	12-15	6-10		(2a) or (3)**		80
D44 JK Rear	0.042	20-30	12-15	6-10		(2b) or (3)**		80
D44HD	0.042	15-20	8-12	6-10	6-8	125		80
D50	0.055	14-19	6-9	6-10		(2a) or (3)**		60
D60, 61 & 70U	0.052	17-30	8-10	6-10		110		80
D70	0.061	22-35	12-15	6-10		110		80
D80	0.06	25-40	9-11	4-10		175		90
S110, S111, S130, S132		20-40	8-12	9-16		150		140
S135		10-40	8-12	9-12		120		125
Ford®								
7.5"	0.025	14-19	6-8	11-16		60		60
8.0" Dropout	0.02	12-14	6-7	10-15		60		60
8.8"	0.026	14-19	6-8	6-10	11-16	60		60
9.0" OEM R&P	0.022	13-15	6-7	10-16		60		60
9.0" NON OEM	0.022	13-15	6-7	6-10		60		60
9.0" Daytona	0.022	14-16	6-8	6-10		60		60
9.75"	0.027	15-19	6-8	6-10	8-12	75		70
10.25" & 10.5"	0.025	20-35	6-8	6-10	8-12	95		80
Toyota®								
7.5" F. or R.	0.095	12-15	5-6	6-10		70		70
8" F. or R.	0.074	12-15	5-6	6-10		70		70
8" Clamshell Front	0.07	9-14	5-6	4-8		70		70
9" Reverse	0.08	20-30	8-12	6-10		100		100
9.5" Landcruiser	0.02	8-11	5-6	6-8		78-89		80
9.5" Tundra	0.048	9-15	7-12	4-8		100		75
	0.048	16-28	15-19	4-8		145		150
Truck V6 R.	0.067	14-17	5-6	6-10		70		70
T100 & Tacoma	0.085	14-17	5-6	6-10		70		70
NISSAN®								
M205	0.06	15-20	8-12	6-10	5-8	100		40
M226	0.042	15-25	8-12	6-10		100		
SUZUKI®								
Samurai	0.055	12-15	5-6	6-10		70		70

(Samurai 5.38 R&P requires special depth setting)

Note: Set up specifications are recommended only. Please call with questions.*Suggested starting points

or **: Multiple options, Torque by bolt size

(1) 3/8" bolts 55 Ft. Lbs. (2a) 7/16" bolts 75 Ft. Lbs.

(2b) 7/16" bolts 80 Ft. Lbs. (3) 1/2" bolts 135 Ft. Lbs.

(*) Depth based on OE Range

Deck Height/Carrier Break Measurements

DIFFERENTIAL MODEL	DECK HEIGHT	CARRIER BREAK
GENERAL MOTORS®		
Olds/Pont D/O	N/A	3.23 / 3.55
63-'79 Corvette	1.800 / 2.070	3.90 / 4.10
D36 Corvette	3.07" = 1.875	2.73 / 3.07
D44 Corvette	2.125 / 2.437	3.73 / 3.92
55P & 55T	2.312 / 2.500	3.73 / 4.10
7.2" IFS	1.550 / 2.000	3.08 / 3.23
7.5" & 7.6"	1.562 / 1.875	3.08 / 3.23
7.6" IRS (195mm)	N/A	2.92 / 3.27
7.75"	2.250 / 2.500	2.77 / 3.27
8.2"	1.625 / 1.937	2.76 / 3.07
8.0"	1.960	No Carrier Break
8.2" Olds/Pont	1.320 / 1.625 / 1.937	2.78 / 2.93 - 3.23 / 3.31
8.25" IFS	1.780 / 1.920	3.08 / 3.42
8.5" Olds/Pont	1.320 / 1.812 / 2.000	2.78 / 3.08 - 3.23 / 3.42
8.5" & 8.6"	1.625 / 1.750	2.56 / 2.73
8.6 IRS (218mm)	1.860	No Carrier Break
9.9 IRS (250mm)	2.400	No Carrier Break
9.25" IFS	2.440	No Carrier Break
9.5" (14 Bolt)	2.450	No Carrier Break
9.5 / 9.76" (12 Bolt)	2.450 / 2.610	3.23 / 3.42
10.5" AAM (W/Out Pin Support)	2.425	No Carrier Break
11.5" AAM	2.940	No Carrier Break
12 Bolt Pass	1.360 / 1.875 / 2.187	2.76 / 3.07 - 3.90 / 4.10
12 Bolt Truck	1.437 / 1.687 / 2.000	2.73 / 2.76 - 3.42 / 3.73
14T 10.5" (With Pin Support)	4.125 / 4.594	4.10 / 4.56
H072(10" R/G)	4.300	No Carrier Break
Chrysler®		
7.25"	1.780" = 2.76	2.45 / 2.76***
C200	N/A	No Carrier Break
8" (C205)	1.890	No Carrier Break
8.25" (C213)	1.880" = 2.56	2.45 / 2.56
8.75"41	2.050	No Carrier Break
8.75"42	2.050	No Carrier Break
8.75"89	2.050	No Carrier Break
9.25" REAR	2.312	No Carrier Break
9.25" ZF (C235)	2.312	No Carrier Break
9.25" AAM Front	2.450 / 2.550	2003-2006 / 2007+
10.5" AAM	2.425	No Carrier Break
11.5" AAM	2.940	No Carrier Break
AMC®		
Model 20	1.600 / 1.795	2.73 / 3.07
Model 35	1.4375 / 1.625	3.31 / 3.55
SPICER®		
D28	N/A	3.45 / 3.73
D30	1.812 / 1.937	3.54 / 3.73
D30 JK	1.812 / 1.937	3.54 / 3.73
D44	2.125 / 2.437	3.73 / 3.92
D44 JK	2.125	3.73
D50	2.012	No Carrier Break
D60	2.125 / 2.437	4.10 / 4.56
D61	2.750	D61 3.00 - 3.31 / D61 3.54 - 4.10 Thick
D70 1/2"	2.250 / 2.437	4.10 / 4.56 - 6.17
D70 5/8" Offset	2.250 / 2.437	3.54 - 4.10 / 4.56 - 7.17
D70 31/32" Offset	(D70 4.56) 2.437 / 2.562 (D70 31/32)	3.07 - 3.42 / 3.54-4.10
D80	2.0625 / 2.250	3.73 / 4.10
S110	Ring Gear Incorporated w/ Carrier Case Half	4.10 / 4.30 - 4.88/ 5.13*
S111	Ring Gear Incorporated w/ Carrier Case Half	4.10 / 4.44 - 4.88*
S130	Ring Gear Incorporated w/ Carrier Case Half	4.10 / 4.30 - 4.88/ 5.13*
S132	Ring Gear Incorporated w/ Carrier Case Half	4.10 / 4.30 - 4.88/ 5.13*
S135	N/A	3.38 - 3.73 / 3.91 - 4.44 / 4.78 - 5.18 / 6.4 - 7.7
Ford®		
7.5"	2.000	No Carrier Break
8.0" Dropout	1.477	No Carrier Break
8.0" IRS	1.825	No Carrier Break
8.8"	1.905	No Carrier Break
9.0" OEM R&P	2.335	No Carrier Break
9.0" NON OEM	2.335	No Carrier Break
9.0" Daytona	2.335	No Carrier Break
9.75"	2.055	No Carrier Break
10.25" & 10.5"	2.450	No Carrier Break
Toyota®		
7.5" F or R.	1.650	No Carrier Break
8" F or R.	2.000	No Carrier Break
8" Clamshell Front	1.950" = 3.91	3.73 / 3.91
9.5" Landcruiser	1.181	No Carrier Break
9.5" Tundra	1.840	No Carrier Break
10.5" Tundra	2.320	No Carrier Break
TV6	2.000	No Carrier Break**
T100 Tacoma & T100	1.775	No Carrier Break
SUZUKI®		
Samurai	1.440	No Carrier Break

* ABS Tone Ring Carrier Breaks

** Factory 4.88 ratios were thin gears and used a different housing

*** 2.45 gear ratio uses a special case that will not accept any other gear ratios

ALL PRODUCT NAMES ARE TRADEMARKS OF THEIR RESPECTIVE OWNERS.

DIMENSIONS ARE +/- .30"

Discover other performance driveline and axles on our website.