



GO PREPARED™

**2016-17 POWERSPORTS
PRODUCT AND APPLICATION GUIDE**



A side-by-side vehicle is stuck in a sand trap. A rider wearing a helmet and goggles is leaning out of the vehicle. Another side-by-side vehicle is visible in the background, also stuck in the sand. The scene is set in a desert-like environment with sand dunes and sparse vegetation.

RIDE WITH THE WARN ADVANTAGE

As the Powersports world keeps growing, so does the WARN® product line. Now with a lineup of Side x Side and ATV gear as wide as a West Texas arroyo, everything WARN makes for your vehicle has one thing in common: dependability.

You can choose from two distinct winch lines packed with WARN DNA: ProVantage™ winches put our top dog in the hands of serious enthusiasts. Vantage™ winches lets occasional riders get an affordable winch worthy of the WARN name. Either way, the one with the advantage is clear: you.

From our ultra-reliable winches, to a new lineup of LED lights, WARN gets you ready regardless of what, or why you ride. For hunting, trail riding, or just plain working your tail off, WARN products have got your back.

CONTENTS

| | |
|---------------------------------------|--------------|
| Winches | 2-15 |
| Winching Accessories | 16-18 |
| Winch Mounting Systems | 19-23 |
| Protection and Body Armor | 24-25 |
| Lights | 26-29 |
| Plows | 30-39 |
| Applications | 40-48 |

PROVANTAGE WINCHES—ATV AND SIDE X SIDE WINCHING'S TOP DOGS

At the top of the Powersport winching food chain sit the WARN ProVantage™ winches. They deliver peak performance for frequent riders who love to go all out, all the time. Built for play, work, or a lot of both, ProVantage winches deliver both durability and power to spare. Extreme sealing keeps the crud and mud out of sensitive parts. Available with Spydura® synthetic rope option. Pulling capacities to 4,500 lbs. Ride with a ProVantage winch, and never worry about getting stuck again.



WARN PROVANTAGE 4500-S

THE MOST FEATURES, THE MOST POWER, AND SYNTHETIC ROPE—SPECIFICALLY FOR SIDE X SIDES

This industry-leading winch is the ultimate recovery tool for Side x Sides. With 50' of market-leading, durable, lightweight, easy-to-handle 7/32" synthetic rope; a powerful permanent magnet motor; all-metal gear end housing; and 4,500 lbs. of pulling capacity; this winch lets you ride with confidence knowing you've got the muscle to get out of a stuck situation. **PN 90451**



Includes illuminated dash-mounted control switch and corded remote.

SPECIFICATIONS:

Winch model: ProVantage 4500-S

Part number: 90451

Rated line pull: 4500 Lbs. (2041 kg) single-line

Motor: 12V permanent magnet

Sealing: Full

Gear train: 3-stage planetary

Rope material: Synthetic

Rope length & diameter: 50' x 7/32" (15m x 5.5mm)

Primary control: Dash-mounted rocker (illuminated)

Remote control: Corded

Brake: Patented roller disc

Mechanical Warranty: Limited lifetime

Electrical Warranty: 3 year

Fairlead:

Double powder-coated hawse

Replacement parts:

Winch core, PN 89604

Contactor, PN 76429

Synthetic rope, PN 77835

WARN PROVANTAGE 4500

DESIGNED FOR THE EXTRA WEIGHT OF A SIDE X SIDE, AND MADE WITH PREMIUM PARTS

When it comes to a winch for your Side x Side, you need extra pulling power, and this market-leading winch has it in spades. With a massive 4,500 lb. capacity, all-metal gear end housing, and a powerful permanent magnet motor, this winch has the extra grunt needed to pull your Side x Side or a heavy load with ease.

PN 90450



Includes illuminated dash-mounted control switch and corded remote.

SPECIFICATIONS:

Winch model: ProVantage 4500

Part number: 90450

Rated line pull: 4500 Lbs. (2041 kg) single-line

Motor: 12V permanent magnet

Sealing: Full

Gear train: 3-stage planetary

Rope material: Wire

Rope length & diameter: 55' x 7/32" (17m x 5.5mm)

Primary control: Dash-mounted rocker (illuminated)

Remote control: Corded

Brake: Patented roller disc

Mechanical Warranty: Limited lifetime

Electrical Warranty: 3 year

Fairlead: Plow roller

Replacement parts:

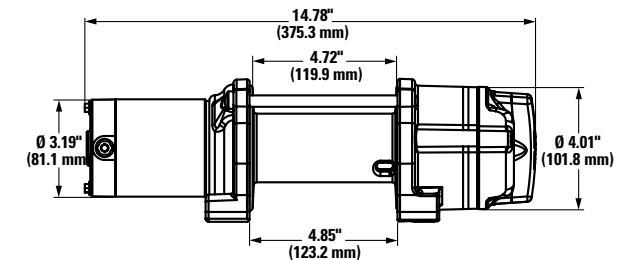
Winch core, PN 89604

Contactor, PN 76429

Wire rope, PN 68851

12V DC winch performance specs (first layer of drum)

| Line Pull Lbs. (kg) | Line Speed Ft./min. (M/min.) | Motor Current | Pull by layer: layer/Lbs. (kg) |
|---------------------|------------------------------|---------------|--------------------------------|
| 0 | 23.6 (7.2) | 19.1 amps | 1/4500 (2041) |
| 500 (227) | 18.5 (5.6) | 54.9 amps | 2/3780 (1715) |
| 1000 (454) | 16.7 (5.1) | 84.7 amps | 3/3175 (1440) |
| 1500 (680) | 13.7 (4.2) | 113.7 amps | 4/2731 (1239) |
| 2000 (907) | 11.2(3.4) | 144.7 amps | |
| 2500 (1134) | 8.4 (2.6) | 175.0 amps | |
| 3000 (1361) | 7.3 (2.2) | 206.3 amps | |
| 3500 (1588) | 5.7 (1.7) | 241.2 amps | |
| 4000 (1814) | 3.6 (1.1) | 278.8 amps | |
| 4500 (2041) | 2.9 (0.9) | 318.0 amps | |



Winch dimensions:
14.78" L. x 4.53" D. x 4.69" H.
(375mm L. x 115mm D. x 119mm H.)

Mounting bolt pattern:
3.0" x 6.59" (76mm x 167mm)

WINCHES

WINCHING ACCESSORIES

WINCH MOUNTING SYSTEMS

PROTECTION AND BODY ARMOR

LIGHTS

PLOWS



WARN PROVANTAGE 3500-S

A POWERSPORTS WINCH BIG ON FEATURES AND STRENGTH

If you're riding on the edge and pushing the limits on a large ATV or Side x Side, you need a winch that'll keep up. With 50' of lightweight, easy-to-handle 3/16" synthetic rope, a powerful permanent magnet motor, all-metal gear end housing, and a robust 3,500 lb. capacity, the last thing you'll worry about on the trail is getting stuck.

PN 90351



Includes corded remote and mini-rocker control switch with integrated socket.

WARN PROVANTAGE 3500

EXTRA WINCHING POWER AND PREMIUM COMPONENTS FOR LARGER POWERSPORTS VEHICLES

With a 3,500 lb. capacity, this winch is perfect for larger ATVs and Side x Sides. It packs the reliability and extra grunt you need to get the big jobs done. And with the durability of an all-metal gear end housing and a powerful permanent magnet motor, this winch works and plays as hard as you do.

PN 90350



Includes corded remote and mini rocker control switch with integrated socket.

SPECIFICATIONS:

Winch model: ProVantage 3500-S

Part number: 90351

Rated line pull: 3500 Lbs. (1588 kg) single-line

Motor: 12V permanent magnet

Sealing: Full

Gear train: 3-stage planetary

Rope material: Synthetic

Rope length & diameter: 50' x 3/16" (15m x 5mm)

Primary control: Handlebar mini-rocker with socket

Remote control: Corded

Brake: Patented roller disc

Mechanical Warranty: Limited lifetime

Electrical Warranty: 3 year

Fairlead:

Double powder-coated hawse

Replacement parts:

Winch core, PN 89603

Contactor, PN 76429

Synthetic rope, PN 72128

SPECIFICATIONS:

Winch model: ProVantage 3500

Part number: 90350

Rated line pull: 3500 Lbs. (1588 kg) single-line

Motor: 12V permanent magnet

Sealing: Full

Gear train: 3-stage planetary

Rope material: Wire

Rope length & diameter: 50' x 3/16" (15m x 5mm)

Primary control: Handlebar mini-rocker with socket

Remote control: Corded

Brake: Patented roller disc

Mechanical Warranty: Limited lifetime

Electrical Warranty: 3 year

Fairlead: Plow roller

Replacement parts:

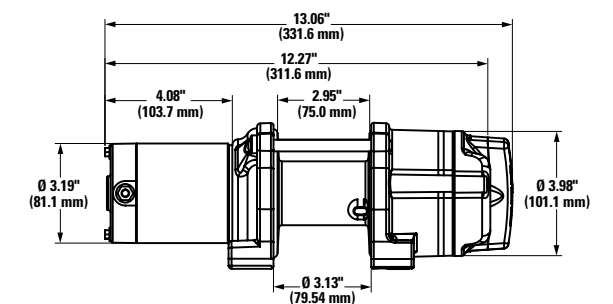
Winch core, PN 89603

Contactor, PN 76429

Wire rope, PN 60076

12V DC winch performance specs (first layer of drum)

| Line Pull Lbs. (kg) | Line Speed Ft./min. (M/min.) | Motor Current | Pull by layer: layer/Lbs. (kg) |
|------------------------|---------------------------------|------------------|-----------------------------------|
| 0 | 21.1 (6.4) | 21.6 amps | 1/3500 (1588) |
| 500 (227) | 17.2 (5.2) | 51.8 amps | 2/2125 (1349) |
| 1000 (454) | 14.4 (4.4) | 79.3 amps | 3/1806 (1147) |
| 1500 (680) | 12.1 (3.7) | 107.3 amps | 4/1535 (975) |
| 2000 (907) | 9.9 (3.0) | 137.9 amps | |
| 2500 (1134) | 8.1 (2.5) | 168.0 amps | |
| 3000 (1361) | 6.8 (2.1) | 194.4 amps | |
| 3500 (1588) | 5.8 (1.8) | 220.0 amps | |



Winch dimensions:
13.06" L. x 4.53" D. x 4.69" H.
(331.6mm L. x 115mm D. x 119mm H.)

Mounting bolt pattern:
3.0" x 4.87" (76mm x 124mm)



WARN PROVANTAGE 2500-S

THE ATV ENTHUSIAST'S CHOICE FOR SMALLER POWERSPORTS VEHICLES

This winch comes standard with premium-grade components and 50' of 3/16" synthetic rope. This rope has market-leading strength, is lightweight, and is easy to handle—perfect for those who push the limits on the trails. This top-of-the-line 2,500 lb. capacity winch with all-metal end housing, has all the features you want and the durability and reliability you need.

PN 90251

SPECIFICATIONS:

Winch model: ProVantage 2500-S

Part number: 90251

Rated line pull:
2500 Lbs. (1134 kg) single-line

Motor: 12V permanent magnet

Sealing: Full

Gear train: 3-stage planetary

Rope material: Synthetic

Rope length & diameter:
50' x 3/16" (15m x 5mm)

Primary control:
Handlebar mini-rocker with socket



Includes mini-rocker control switch with plug for corded remote (remote sold separately).

Remote control: Optional

Best for plow lifting: Yes

Brake: Patented roller disc

Mechanical Warranty:
Limited lifetime

Electrical Warranty: 3 year

Fairlead:
Double powder-coated hawse

Replacement parts:
Winch core, PN 89602
Contactor, PN 76429
Synthetic rope, PN 72128

WARN PROVANTAGE 2500

A WORKHORSE POWERSPORTS WINCH BUILT WITH PREMIUM COMPONENTS

With 2,500 lbs. of pulling capacity, this workhorse is equipped with premium components, and is ideal for recovering stuck ATVs on the trail or pulling heavy loads on the worksite. With an easy-to-use clutch dial, powerful permanent magnet motor, and all-metal gear housing, this winch is a market leader.

PN 90250

SPECIFICATIONS:

Winch model: ProVantage 2500

Part number: 90250

Rated line pull:
2500 Lbs. (1134 kg) single-line

Motor: 12V permanent magnet

Sealing: Full

Gear train: 3-stage planetary

Rope material: Wire

Rope length & diameter:
50' x 3/16" (15m x 5mm)

Primary control:
Handlebar mini-rocker with socket



Includes mini-rocker control switch with plug for corded remote (remote sold separately).

socket

Remote control: Optional

Best for plow lifting: Yes

Brake: Patented roller disc

Mechanical Warranty:
Limited lifetime

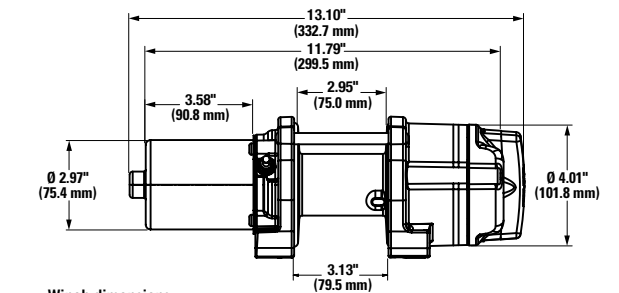
Electrical Warranty: 3 year

Fairlead: Plow roller

Replacement parts:
Winch core, PN 89602
Contactor, PN 76429
Wire rope: 60076

12V DC winch performance specs (first layer of drum)

| Line Pull Lbs. (kg) | Line Speed Ft./min. (M/min.) | Motor Current | Pull by layer: layer/Lbs. (kg) |
|------------------------|---------------------------------|------------------|-----------------------------------|
| 0 | 18.7 (5.7) | 16.8 amps | 1/2500 (1134) |
| 500 (227) | 14.3 (4.4) | 43.4 amps | 2/2125 (964) |
| 1000 (454) | 11.5 (3.5) | 68.8 amps | 3/1806 (819) |
| 1500 (680) | 9.0 (2.7) | 93.9 amps | 4/1535 (696) |
| 2000 (907) | 6.9 (2.1) | 121.0 amps | |
| 2500 (1134) | 5.4 (1.6) | 152.4 amps | |



Winch dimensions:
13.1" L x 4.53" D x 4.69" H.
(331.6mm L x 115mm D x 119mm H.)

Mounting bolt pattern:
3.0" x 4.87" (76mm x 124mm)

WARN VANTAGE WINCHES—BIG POWER, BIG TORQUE, NOT-SO-BIG PRICE

Only WARN Vantage powersports winches blend performance and value so seamlessly. They're priced to get you going, and built to keep you going. Best-in-class performance. Solid craftsmanship and design. With features like smooth planetary gear trains, full sealing and wire rope or Spydura® synthetic rope. Built strong, built to last, built to get you out of trouble wherever you meet it. But trust us, it wouldn't bear the WARN name if it didn't meet our rigorous QC standards.



WARN VANTAGE 4000-S

HIGH PULLING CAPACITY AND SYNTHETIC ROPE FOR SIDE X SIDE APPLICATIONS

This is the perfect winch for Side x Side owners who want a powerful 4,000 lb. capacity unit with lightweight, easy-to-handle synthetic rope. With plenty of muscle and the features you need, the Vantage 4000-S will let you push the limits on the trail. **PN 89041**



Includes dash-mounted control switch and corded remote.

SPECIFICATIONS:

Winch model: Vantage 4000-S
Part number: 89041
Rated line pull: 4000 Lbs. (1814 kg) single-line
Motor: 12V permanent magnet
Sealing: Full
Gear train: 3-stage planetary
Rope material: Synthetic
Rope length & diameter: 50' x 7/32" (15m x 5.5mm)

Primary control: Dash mounted rocker
Remote control: Corded
Brake: Mechanical spring
Mechanical Warranty: 5 year
Electrical Warranty: 1 year
Fairlead: Powder-coated hawse
Replacement parts: Winch core, PN 89601
 Contactor, PN 76429
 Synthetic rope, PN 77835

WARN VANTAGE 4000

BIG PULLING POWER AND LONG WIRE ROPE—SPECIFICALLY FOR SIDE X SIDES

The Vantage 4000 is the perfect winch for Side x Side owners who need reliable big pulling power. With a stout 4,000 lb. pulling capacity, 55' of wire rope, and best-in-class performance, this winch pulls the big Side x Sides with confidence. **PN 89040**



Includes dash-mounted control switch and corded remote.

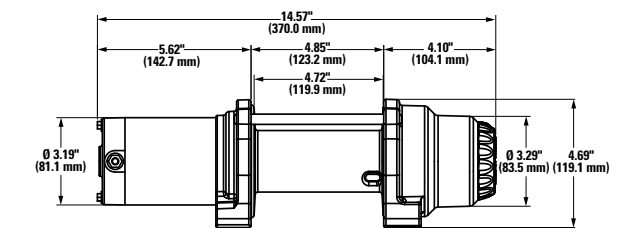
SPECIFICATIONS:

Winch model: Vantage 4000
Part number: 89040
Rated line pull: 4000 Lbs. (1814 kg) single-line
Motor: 12V permanent magnet
Sealing: Full
Gear train: 3-stage planetary
Rope material: Wire
Rope length & diameter: 55' x 7/32" (17m x 5.5mm)

Primary control: Dash mounted rocker
Remote control: Corded
Brake: Mechanical spring
Mechanical Warranty: 5 year
Electrical Warranty: 1 year
Fairlead: Roller
Replacement parts: Winch core, PN 89601
 Contactor, PN 76429
 Wire rope, 68851

12V DC winch performance specs (first layer of drum)

| Line Pull Lbs. (kg) | Line Speed Ft./min. (M/min.) | Motor Current | Pull by layer: layer/Lbs. (kg) |
|---------------------|------------------------------|---------------|--------------------------------|
| 0 | 18.6 (5.7) | 21.6 amps | 1/4000 (1814) |
| 500 (227) | 15.8 (4.8) | 40.7 amps | 2/3360 (1524) |
| 1000 (454) | 13.7 (4.2) | 61.8 amps | 3/2822 (1280) |
| 1500 (680) | 11.6 (3.5) | 84.2 amps | 4/2371 (1075) |
| 2000 (907) | 10.0 (3) | 106.4 amps | |
| 2500 (1134) | 8.7 (2.7) | 129 amps | |
| 3000 (1361) | 7.3 (2.2) | 152.5 amps | |
| 3500 (1588) | 6.2 (1.9) | 176.8 amps | |
| 4000 (1814) | 5.3 (1.6) | 200.8 amps | |



Winch dimensions:
 14.57" L x 4.53" D. x 4.69" H.
 (370mm L x 115mm D. x 119mm H.)

Mounting bolt pattern:
 3.0" x 6.59" (76mm x 167mm)

WINCHES

WINCHING ACCESSORIES

WINCH MOUNTING SYSTEMS

PROTECTION AND BODY ARMOR

LIGHTS

PLOWS



WARN VANTAGE 3000-S

EXTRA MUSCLE FOR HEAVIER UTILITY QUADS AND SIDE X SIDES

With 50' of lightweight, easy-to-handle 3/16" synthetic rope and 3,000 lbs. of pulling power, this is the winch to have when you want to tackle the trails on your bigger powersports vehicle. This winch is a great value, and it will pull its weight time after time. **PN 89031**



Includes standard mini-rocker switch and corded remote

WARN VANTAGE 3000

MORE PULLING POWER FOR LARGER ATVS AND SIDE X SIDES

When you need big power at a premium value, the Vantage 3000 is an excellent choice for vehicle recovery or moving heavy loads. With great performance, a powerful motor, and 3,000 lbs. of pulling capacity, this winch will get the job done without breaking the bank. **PN 89030**



Includes standard mini-rocker switch and corded remote

SPECIFICATIONS:

Winch model: Vantage 3000-S
Part number: 89031
Rated line pull: 3000 Lbs. (1361 kg) single-line
Motor: 12V permanent magnet
Sealing: Full
Gear train: 3-stage planetary
Rope material: Synthetic
Rope length & diameter: 50' x 3/16" (15m x 5mm)

Primary control: Handlebar mini-rocker
Remote control: Corded
Brake: Mechanical spring
Mechanical Warranty: 5 year
Electrical Warranty: 1 year
Fairlead: Powder-coated hawse
Replacement parts: Winch core, PN 89600
 Contactor, PN 89564
 Synthetic rope, PN 72128

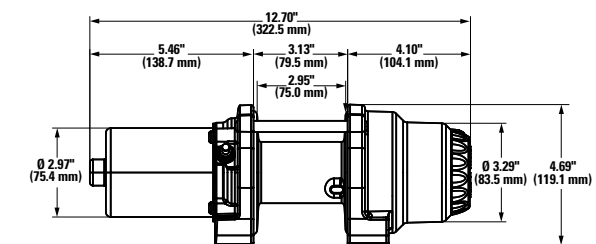
SPECIFICATIONS:

Winch model: Vantage 3000
Part number: 89030
Rated line pull: 3000 Lbs. (1361 kg) single-line
Motor: 12V permanent magnet
Sealing: Full
Gear train: 3-stage planetary
Rope material: Wire
Rope length & diameter: 50' x 3/16" (15m x 5mm)

Primary control: Handlebar mini-rocker
Remote control: Corded
Brake: Mechanical Spring
Mechanical Warranty: 5 year
Electrical Warranty: 1 year
Fairlead: Roller
Replacement parts: Winch core, PN 89600
 Contactor, PN 89564
 Wire rope: 60076

12V DC winch performance specs (first layer of drum)

| Line Pull Lbs. (kg) | Line Speed Ft./min. (M/min.) | Motor Current | Pull by layer: layer/Lbs. (kg) |
|---------------------|------------------------------|---------------|--------------------------------|
| 0 | 15.7 (4.8) | 23 amps | 1/3000 (1361) |
| 500 (227) | 12.8 (3.9) | 41.9 amps | 2/2550 (1157) |
| 1000 (454) | 10.4 (3.2) | 60.9 amps | 3/2168 (983) |
| 1500 (680) | 8.5 (2.6) | 81.1 amps | 4/1842 (836) |
| 2000 (907) | 6.8 (2.1) | 101.2 amps | |
| 2500 (1134) | 5.5 (1.7) | 120.8 amps | |
| 3000 (1361) | 5 (1.5) | 140.4 amps | |



Winch dimensions:
 12.7" L x 4.53" D. x 4.69" H.
 (323mm L x 115mm D. x 119mm H.)

Mounting bolt pattern:
 3.0" x 4.87" (76mm x 124mm)



WARN VANTAGE 2000-S

IDEAL FOR POWERSPORTS ENTHUSIASTS WITH SMALLER ATVS

Ideal for enthusiasts with smaller ATVs, the Vantage 2000-S includes lightweight, easy-to-handle synthetic rope, best-in-class performance, and 2,000 lbs. of pulling capacity. You'll ride the trails with confidence knowing you can get out of a "stuck" situation. This winch is also great for plow lifting.



Includes standard mini-rocker switch

PN 89021

SPECIFICATIONS:

Winch model: Vantage 2000-S

Part number: 89021

Rated line pull: 2000 Lbs. (907 kg) single-line

Motor: 12V permanent magnet

Sealing: Full

Gear train: 3-stage planetary

Rope material: Synthetic

Rope length & diameter: 50' x 5/32" (15m x 4mm)

Primary control:

Handlebar mini-rocker

Remote control: None

Best for plow lifting: Yes

Brake: Dynamic gear

Mechanical Warranty: 5 year

Electrical Warranty: 1 year

Fairlead: Powder-coated hawse

Replacement parts:

Winch core, PN 89599

Contactor, PN 89564

Synthetic rope, PN 72495

WARN VANTAGE 2000

COMPACT, POWERFUL, AND AFFORDABLE— PERFECT FOR SMALLER POWERSPORTS VEHICLES

Great for smaller ATVs that work and play hard, this winch offers best-in-class durability, reliability, and performance. With 2,000 lbs. of pulling capacity and best-in-class performance, the Vantage 2000 offers big value in a small package.



Includes standard mini-rocker switch

PN 89020

SPECIFICATIONS:

Winch model: Vantage 2000

Part number: 89020

Rated line pull: 2000 Lbs. (907 kg) single-line

Motor: 12V permanent magnet

Sealing: Full

Gear train: 3-stage planetary

Rope material: Wire

Rope length & diameter: 50' x 5/32" (15m x 4mm)

Primary control:

Handlebar mini-rocker

Remote control: None

Best for plow lifting: No

Brake: Dynamic gear

Mechanical Warranty: 5 year

Electrical Warranty: 1 year

Fairlead: Roller

Replacement parts:

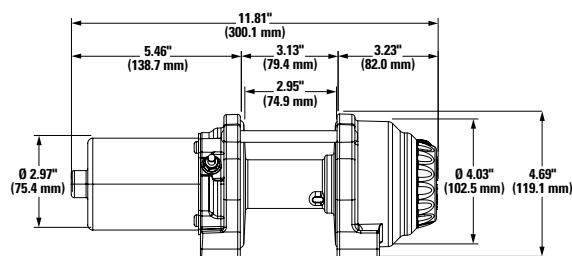
Winch core, PN 89599

Contactor, PN 89564

Wire rope, PN 89561

12V DC winch performance specs (first layer of drum)

| Line Pull Lbs. (kg) | Line Speed Ft./min. (M/min.) | Motor Current | Pull by layer Lbs. (kg) |
|---------------------|------------------------------|---------------|-------------------------|
| 0 | 14.0 (4.3) | 20.3 amps | 1/2000 (907) |
| 500 (227) | 11.4 (3.5) | 41.9 amps | 2/1700 (771) |
| 1000 (454) | 9.4 (2.9) | 64.2 amps | 3/1445 (655) |
| 1500 (680) | 7.5 (2.3) | 89.3 amps | 4/1228 (557) |
| 2000 (907) | 5.7 (1.7) | 118.7 amps | |



Winch dimensions:

11.81" L. x 4.53" D. x 4.69" H.
(300mm L. x 115mm D. x 119mm H.)

Mounting bolt pattern:

3.0" x 4.87" (76mm x 124mm)



COMPARISON CHART: PROVANTAGE VS. VANTAGE WINCHES

| | Vantage 2000 & 2000-S | ProVantage 2500 & 2500-S | Vantage 3000 & 3000-S | ProVantage 3500 & 3500-S | Vantage 4000 & 4000-S | ProVantage 4500 & 4500-S |
|--|-----------------------------------|--|----------------------------------|--|----------------------------------|---|
| Pulling capacity | 2000 lbs. | 2500 lbs. | 3000 lbs. | 3500 lbs. | 4000 lbs. | 4500 lbs. |
| Finish | Flat gray powdercoat | Satin black powdercoat | Flat gray powdercoat | Satin black powdercoat | Flat gray powdercoat | Satin black powdercoat |
| Mechanical warranty | 5-year | LTD lifetime | 5-year | LTD lifetime | 5-year | LTD lifetime |
| Electrical warranty | 1-year | 3-years | 1-year | 3-years | 1-year | 3-years |
| Weight (wire rope) | 13.25 lbs | 15.0 lbs | 16.95 lbs | 15.3 lbs | 17.5 lbs. | 19.0 lbs |
| Weight (synthetic rope) | 12.25 lbs | 14.2 lbs | 15.0 | 14.7 lbs. | 15.45 lbs | 15.6 lbs |
| Wire rope | 5/32" x 50' | 3/16" x 50' | 3/16" x 50' | 3/16" x 50' | 7/32" x 55' | 7/32" x 55' |
| Synthetic rope | 5/32" x 50' | 3/16" x 50' | 3/16" x 50' | 3/16" x 50' | 7/32" x 50' | 7/32" x 50' |
| Tie rods | Zinc plated | Black zinc plating | Zinc plated | Black zinc plating | Zinc plated | Black zinc plating |
| Hook | Zinc plated | Zinc with powder coat | Zinc plated | Zinc with powder coat | Zinc plated | Zinc with powder coat |
| Roller fairlead (steel rope winches) | Standard roller | Premium, with large diameter lower roller | Standard roller | Premium, with large diameter lower roller | Standard roller | Premium, with large diameter lower roller |
| Hawse fairlead (synthetic rope winches) | Zinc aluminum, powdercoat finish | Zinc aluminum, double powdercoat finish | Zinc aluminum, powdercoat finish | Zinc aluminum, double powdercoat finish | Zinc aluminum, powdercoat finish | Zinc aluminum, double powdercoat finish |
| Clutch | Long-travel dial, cam activated | Short throw, easy-grip dial; sliding pin & ring gear | Long-travel dial, cam activated | Short throw, easy-grip dial; sliding pin & ring gear | Long-travel dial, cam activated | Short throw, easy-grip dial |
| Primary control switch | Handlebar mini-rocker | Handlebar mini-rocker with remote socket | Handlebar mini-rocker | Handlebar mini-rocker with remote socket | Dash-mounted rocker | Lighted, dash-mounted rocker |
| Remote control | None | None | Corded | Corded | Corded | Corded |
| Fasteners | Zinc plated | Magnigard coating | Zinc plated | Magnigard coating | Zinc plated | Magnigard Coating |
| Gears | Powdered metal | Heat-treated powdered-metal | Powdered metal | Heat-treated powdered-metal | Powdered metal | Heat-treated powdered-metal |
| Geartrain | Split ring differential planetary | 3-stage planetary | 3-stage planetary | 3-stage planetary | 3-stage planetary | 3-stage planetary |
| Gear ratio | 180:1 | 154:1 | 180:1 | 154:1 | 180:1 | 154:1 |
| Brake | Dynamic gear brake | Patented roller disc | Integrated compact spring brake | Patented roller disc | Integrated compact spring brake | Patented Roller Disc |
| End housing | Glass-filled composite nylon | Die-cast aluminum | Glass-filled composite nylon | Die-cast aluminum | Glass-filled composite nylon | Die-cast aluminum |
| Durability (test under load) | 500-cycle | 1100+ cycle | 500-cycle | 1100+ cycle | 500-cycle | 1100+ cycle |
| Corrosion resistance (salt-spray chamber test) | 96-hr visual, 240-hr functional | 240-hr visual, 408-hr functional | 96-hr visual, 240-hr functional | 240-hr visual, 408-hr functional | 96-hr visual, 240-hr functional | 240-hr visual, 408-hr functional |
| Sealing | IP67 | IP67 | IP67 | IP67 | IP67 | IP67 |
| No-load line speed | 14.0' per minute | 18.7' per minute | 16.1' per minute | 21.5' per minute | 18.6' per minute | 23.6' per minute |
| Full-load line speed | 4.8' per minute | 5.4' per minute | 5.0' per minute | 5.8' per minute | 5.3' per minute | 2.9' per minute |
| Full-load motor current | 122.9 amps | 152 amps | 137.4 amps | 220 amps | 200.8 amps | 318 amps |
| No-load motor current | 20.3 amps | 16.8 amps | 22.1 amps | 17.9 amps | 21.6 amps | 19.1 amps |
| No-load duty cycle | 2.5 min., 12 min. cool | 2.5 min., 12 min. cool | 2.5 min., 12 min. cool | 2.5 min 12 min cool | 2.5 min., 12 min. cool | 2.5 min., 12 cool |

STEEL VS. SYNTHETIC WINCH ROPE.

WARN Vantage and ProVantage winches are available with either steel rope or synthetic rope. But which one is right for you? Let's look at some of the features and benefits of both.

Steel rope is extremely durable, abrasion resistant, and is good for utility applications where the line may contact objects like stumps, rocks, and other things that rub against the rope. Of course it's still a good choice for vehicle recovery, and has been used for decades by enthusiasts and workers alike. However, steel rope is heavier and less flexible than synthetic line. Steel rope is also less expensive than synthetic rope.

Synthetic rope is strong, lightweight, easy to handle, and it'll even float on water making it great for vehicle recovery. Synthetic rope is more prone to damage by abrasion, and requires the use of the included abrasion sleeve when the rope comes into contact with an object. Additionally, synthetic rope should be inspected regularly for ultraviolet (UV) wear and is more expensive than steel rope. However, it's a great choice for those who are looking to keep weight down, push the limits with their vehicle, and use the winch frequently.



PORTABLE WINCHES GO WITH YOU ANYWHERE.

Your attitude is go-anywhere, do-anything with your favorite toys, from adventure bikes to ATVs to snowmobiles. Whatever your passion, Warn Industries backs you up with a line of portable, lightweight, and dependable winch products.



WARN XT17 PORTABLE WINCH

THE ULTIMATE BACKUP FOR SERIOUS ADVENTURE TOURING

It's light. It's powerful. And it shares your sense of adventure. The XT17 winch can rein in up to 1,700 pounds of pulling capacity. And talk about easy to carry—aluminum construction, 40 feet of synthetic rope, and a 8.5lb design will have you taking it everywhere.

PN 85700
(hand-held corded remote with rigging strap and wiring)

PN 85900 (handlebar-mounted winch control with rigging strap and wiring)

SPECIFICATIONS:

Winch model: XT17 Portable

Part number: 85700 (controls on winch), 85900 (controls on vehicle)

Rated line pull: 1,700 Lbs. (771 kg) single-line

Sealing: Motor

Gear train: 3-stage planetary

Rope material: Synthetic

Rope length & diameter: 40' x 5/32" (12m x 4mm)



Control:
PN 85700 – corded remote control with 10' (3m) lead
PN 85900 – handlebar-mounted rocker switch

Brake: Mechanical brake standard

Mechanical Warranty: Limited lifetime

Electrical Warranty: 1 year

Clutch control: Cam activated

Wiring diameter: 10-gauge



WARN RT15 PORTABLE WINCH

IDEAL FOR LIGHTWEIGHT VEHICLES AND UTILITY WORK

Versatile tool for utility work, with a pulling capacity of 1,500 pounds. Comes with 25 feet of durable steel wire rope. Hand-held remote control attaches to the winch, making it easy to transfer between vehicles. Use with any 12V battery-equipped vehicle.

PN 86380 (hand-held corded remote with rigging strap and wiring)



SPECIFICATIONS:

Winch model: RT15 Portable

Part number: 86360

Rated line pull: 1,500 Lbs. (680 kg) single-line

Sealing: Motor

Gear train: 3-stage planetary

Rope material: Wire

Rope length & diameter: 25' x 5/32" (7.6m x 4mm)

Control: Corded remote control with 10' (3m) lead

Brake: Mechanical brake standard

Mechanical Warranty: Limited lifetime

Electrical Warranty: 1 year

Clutch control: Cam activated

Wiring diameter: 10-gauge



WARN EPIC WINCHING ACCESSORIES

Designed to help off roaders get the most out of their WARN winch, withstand the elements and look great, the newly available WARN Epic Winching Accessories take optimal performance to another level.

Featuring a Warn-exclusive 12-stage coating process; utilizing e-coat and powder coatings, these market leading accessories deliver visual appeal, improved impact-resistance and a longer wear cycle than standard winch accessories.

EPIC TREE TRUNK PROTECTOR

The WARN Epic Tree Trunk Protector Strap is designed to help protect a live tree from damage during winching operations and self-recovery situations. The strap is constructed of premium quality nylon with an encased red warning marker to indicate damaged webbing. Plus, end loops are reinforced with durable ring connectors and e-coat and powder coated for premium protection against wear and abrasion. The 1" x 8' Tree Trunk Protector is rated to 7,200 lbs.

PN 92094 1" x 8' (2.5cm x 2.4m) Rated to 7,200 lbs. (3265 kg) winch capacity and under

EPIC SHACKLE

The Epic Shackle provides a means for connecting the looped ends of cables, straps, and snatch blocks. The shackle's pin is threaded to allow easy removal. Rated for 5,000 lb. capacity winches and under.

PN 92092 For 5,000 lb. (2268 kg) capacity winches and under. 1/2" (12.7mm) shackle with 5/8" (15.9mm) pin diameter

EPIC WINCH HOOK

The WARN Epic Winch Hook provides maximum protection and reliability against wear and abrasion. It's also been uniquely designed with a built-in beverage opener. The hook is rated for 5,000 lb. capacity winches and under.

PN 92089 For 5,000 lb. (2268 kg) capacity winches and under

EPIC SNATCH BLOCK

Able to accept both wire and synthetic rope, the Epic Snatch Block is reliable, durable and ready for action. When used properly, the multi-purpose snatch block can double the pulling power of any winch or change your pulling direction without damaging the rope. It also helps to reduce heat buildup and amp draw during recovery. Rated for 5,000 lbs. winch capacities.

PN 92097 Rated to 5,000 lbs. (2268 kg) winch capacity and under



LIGHT DUTY WINCHING ACCESSORY KIT

All the accessories you need, in one handy bag

Double your line capacity with a snatch block. Save a tree for the next guy with the trunk protector. It's all the rigging you need to rescue your rig. Kit includes 1/2" (12.7mm) shackle, 9,000 lbs. (4082 kg) maximum capacity snatch block, and two 1" x 8' (25.4mm x 2.4m) tree trunk protectors and WARN® winching gloves. It all comes in a heavyweight denier carry bag.

PN 88915 (Complete kit)



TREE TRUNK PROTECTOR

1" x 8' (25mm x 2.4m) load strap. Rated to 6,400 lbs. (2903 kg)

PN 88896



ROLLER FAIRLEAD

Reduces excessive wear on your winch rope and aids in angled pulls.



PN 29256 Replacement fairlead for Vantage 4000, RT/XT40 or 4.0ci winches.

PN 69373 Replacement fairlead for ProVantage 2500 and 3500.

PN 82550 Replacement fairlead for ProVantage 4500.

LIGHT WEIGHT RIGGING STRAP

1" x 8' (25mm x 2.4m) For anchoring and lashing to vehicles, trees, and rocks, while protecting your bike and anchor point. (Rated to 2,000 lbs./907 kg)

PN 88894



SNATCH BLOCK

Assists in double-lined and angled pulls. Rated to 9,000 lbs. (4082 kg) capacity and under.



SHACKLE

1/2" shackle for rigging attachments. Rated for use with winches up to 4,500 lbs. (2041 kg) capacity.

PN 88998



HAWSE FAIRLEADS

Designed to be used with synthetic rope, and to decrease the possibility of fraying. Replacements available for both ProVantage and Vantage winches.

PN 94245 Replacement for ProVantage 4500-S. Cast aluminum construction with durable black powdercoat and polished aluminum surfaces. 7.37" wide.

PN 94243 Replacement for ProVantage 3500-S and 2500-S. Cast aluminum construction with durable black powdercoat and polished aluminum surfaces. 6.25" wide.

PN 94244 Replacement fairlead for Vantage 4000-S. Cast aluminum construction with durable black powdercoat finish. 7.37" wide.


PN 94242 Replacement fairlead for Vantage 2000-S and 3000-S. Cast aluminum construction with durable black powdercoat finish. 6.25" wide.

RECEIVER SHACKLE BRACKET

Utilizes a 1 1/4" Class I receiver as a recovery or pulling point.

PN 62041 Includes bracket, hitch pin and shackle.

PN 88998 Shackle only.





WINCH COVER

Made of durable, tight-fitting neoprene; resists water and cracking.

PN 71072 For RT/XT 15 and 1.5ci winches. Includes 8' (2.4m) winch rigging strap.

PN 71980 ProVantage 2500 and 3500, Vantage 2000 and 3000, RT/XT 25 and 30, 2.5ci, 3.0ci.

PN 71975 For ProVantage 4500, Vantage 4000, RT40, XT40 and 4.0ci.



WIRELESS CONTROL SYSTEM FOR ATVS AND SIDE X SIDES

The WARN® Wireless Control System will work with WARN 1.5ci, 2.5ci, 3.0ci, RT/XT, Vantage and ProVantage winches.*

- Easy plug and play installation.
- Lets you operate your winch from anywhere within a 50' radius.
- Two-color LED provides instant feedback during the winching process.
- System shuts off automatically after three minutes (or it can be turned off manually) to conserve battery life.

PN 90288 Wireless Winch Control System

PN 74520 Replacement Transmitter (Fob only)

MULTI-MOUNT PORTABLE WINCH SYSTEM FOR ATVS AND SIDE X SIDES

If your ATV or Side x Side has a 1¼" or 2" Class I front or rear receiver, then the Multi-Mount carrier is a versatile way to mount a WARN® winch. Plus, it allows you to quickly remove the winch whenever you want.

The Multi-Mount works by simply bolting a WARN winch to the carrier, installing the Quick Connect wiring kit, and inserting the carrier into the receiver.



MINI-ROCKER CONTROL SWITCH WITH INTEGRATED SOCKET

Kit allows you to plug in a corded remote directly into the mini-rocker switch—no need to drill and install the socket. Includes mini-rocker switch with socket, corded remote, and all necessary hardware.

PN 80588,

PN 80958 Replacement—remote only

REMOTE CONTROL UPGRADE KIT

Everything needed to add a hand-held remote control to your RT/XT 25 series or RT/XT 15 series, 2.5ci or 1.5ci winches. Includes remote control, socket, and wiring.

PN 64259,

PN 64849 Replacement—remote only



SYNTHETIC ROPE EXTENSION

Includes lightweight 1/4" diameter rope, which attaches to the winch cable for an additional 50' of distance. 4,000 lb. single line capacity.



PN 69069

SYNTHETIC ROPE FOR POWERSPORTS WINCHES

Strong, lightweight, and easy-to-handle synthetic winch rope. Available in a variety of lengths and diameters. Includes sliding wear sleeve.

PN 77835 Replacement rope for ProVantage 4500-S and Vantage 4000-S. 50' 7/32" diameter (15.24 m, 5.56 mm diameter)

PN 72128 Replacement rope for ProVantage 3500-S, ProVantage 2500-S, and Vantage 3000-S. 50', 3/16" diameter (15.24 m, 4.76 mm diameter)



PN 72495

Replacement rope for Vantage 2000-S. 50', 5/32" diameter (15.24 m, 3.97 mm)

SYNTHETIC ROPE CONVERSION KIT

For use with all WARN ATV winches with aluminum drums. Includes synthetic rope, rock guard sleeve and roller fairlead.

PN 72128 For ProVantage 2500 and 3500, Vantage 2000 and 3000 – 50' of 3/16" diam.

PN 77835 For ProVantage 4500, and Vantage 4000 – 50' of 7/32" diam.



HOW TO ORDER You'll need three items:



ATV with a 1¼" Receiver:

1. Choose a Vantage or ProVantage winch, 3500 lbs. capacity or less.
2. Winch carrier designed to fit 1¼" receiver. **PN 70925**
3. 50 amp Quick Connect wiring kit for both front and back of vehicle. Includes 20" winch lead, 48" front battery lead and 96" rear battery lead. **PN 70918**

Side x Side with a 1¼" Receiver:

1. Choose a Vantage or ProVantage winch, 3500 lbs. capacity or less
2. Winch carrier designed to fit 1¼" receiver. **PN 70925**
3. 50 amp Quick Connect wiring kit for both front and back of vehicle. Includes 20" winch lead, 48" front battery lead, and 120" rear battery lead. **PN 70928**

Side x Side with a 2" Receiver:

1. Choose a Vantage 4000 or ProVantage 4500 winch.
2. Winch carrier designed to fit 2" receiver. **PN 70919**
3. 175 amp Quick Connect wiring kit for both front and back of vehicle. Includes 20" winch lead, 48" front battery lead, and 120" rear battery lead. **PN 70920**

Side x Side a 2" Receiver:

1. Choose a Vantage 3000 or ProVantage 3500 winch.
2. Winch carrier designed to fit 2" receiver. **PN 70917**
3. 50 amp Quick Connect wiring kit for both front and back of vehicle. Includes 20" winch lead, 48" front battery lead, and 120" rear battery lead. **PN 70928**

MULTI-MOUNT ACCESSORIES AND REPLACEMENT PARTS

Power Leads With Quick Connect Plug

50 amp—for use with Vantage/ProVantage winches, 3500 lbs. capacity and less

PN 70939 (20" winch lead)

PN 72886 (48" battery lead)

PN 72888 (96" battery lead)

PN 70927 (120" battery lead)

PN 22681 (Quick Connect plugs only)

175 amp—for use with Vantage 4000 and ProVantage 4500 winches

PN 36080 (28" winch lead)

PN 70926 (48" battery lead)

PN 26405 (90" battery lead)

PN 70717 (120" battery lead)

PN 22680 (Quick Connect plugs only)

Wiring Kit (For use with Vantage/ProVantage winches, 3500 lbs. capacity and less)

Designed for the Multi-Mount owner who wants to wire a second bike. Kit includes front and rear power leads with 50 amp Quick Connect plugs, remote control plug with wiring harness, electrical contactor and installation wires.

PN 64874

Steel Receiver Shackle Bracket

Utilizes a 1¼" Class I receiver as a recovery or pulling point.

PN 62041

(Includes bracket, hitch pin and shackle).

PN 28884 (Shackle only) For 2" receivers use PN 29312.



Hitch Cover
For 2" receiver (black rubber).
PN 37509

Dust Caps For Quick Connect Plugs

PN 60917 for 50 amp plugs.
PN 69847 for 175 amp plugs.

REPLACEMENT CONTACTOR

PN 76429 For ProVantage 4500, ProVantage 4500-S, ProVantage 3500, ProVantage 3500-S, Vantage 4000, Vantage 4000-S,

PN 63070 For ProVantage 2500, ProVantage 2500-S

PN 89564 For Vantage 3000, Vantage 3000-S, Vantage 2000, Vantage 2000-S

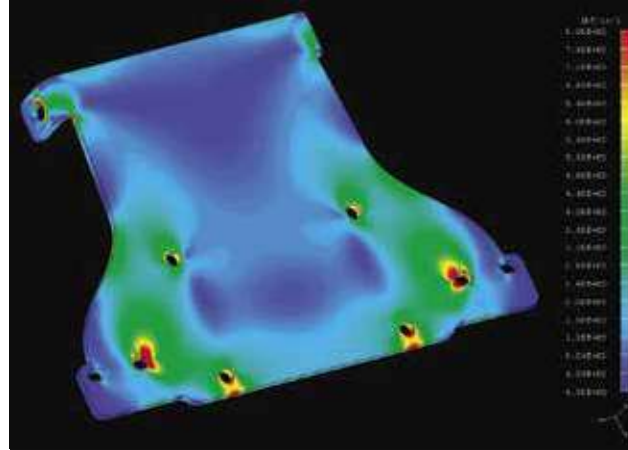


Pictured above: PN 63070

THE BEST WINCHES DESERVE THE BEST MOUNTING SYSTEMS

Here's some logic for ATV and Side x Side owners: WARN® engineers craft the world's finest winches—and the same guys craft our WARN Winch Mounting Systems. They're designed to withstand the rigors of winching. When you put one on your rig, you'll know it will properly distribute the pulling load.

WARN® engineers use computer-aided manufacturing and design tools to ensure the WARN mounting kit fits the specific make and model of your vehicle. The mounting kits are then laser cut to the exact dimensions of the vehicle, shaped on a computer controlled press brake, and robotically welded for consistent results.



YAMAHA GRIZZLY



YAMAHA KODIAK



SUZUKI KING QUAD



KAWASAKI BRUTE FORCE



CAN-AM BRP 800 OUTLANDER



HONDA RANCHER



HOW TO ORDER:

Part numbers are listed on the master application charts at the back of this catalog. Warn Industries is constantly developing new applications. If you can't find your bike listed there, call WARN Customer Service for the latest applications.



KAWASAKI TERYX 4

WARN BUMPERS

PUSH THE ENVELOPE AND RIDE WITH CONFIDENCE

For the ultimate in versatility and durability for your Side X Side or ATV, WARN® offers a variety of bumper styles for popular models. The Side x Side bumpers have an integrated winch mount, pre-drilled holes for WARN trail lights, and the bumper folds down when needed so you can open the hood. All bumpers feature stout construction and a powder-coated finish, which means they will last for years.



CAN-AM COMMANDER



KAWASAKI TERYX



POLARIS RAZOR 800



POLARIS RZR 900/1000



CAN-AM MAVERICK



YAMAHA WOLVERINE



POLARIS ACE



POLARIS RANGER



KAWASAKI BRUTE FORCE



YAMAHA GRIZZLY



YAMAHA KODIAK

HOW TO ORDER: Part numbers are listed on the master application charts at the rear of this catalog. Warn Industries is constantly developing new applications. If you can't find your vehicle listed there, call WARN Customer Service for the latest applications.

WINCHES

WINCHING ACCESSORIES

WINCH MOUNTING SYSTEMS

PROTECTION AND BODY ARMOR

LIGHTS

PLOWS



WARN BODY ARMOR FOR ATVS AND SIDE X SIDES. BUILT TO ABSORB WHATEVER NATURE DISHES OUT.

Up top, everything is blue skies and good times. But down below, jagged rocks, sharp branches and heavy logs lurk, ready to wreak havoc on your vehicle. WARN® Body Armor lets you push the envelope and ride with confidence by giving your ATV or Side x Side the ultimate underbody protection. Features include aircraft-grade aluminum construction, reinforcing beads for added strength, recessed hardware to keep nuts and bolts safe and secure, and holes for drainage and servicing access.

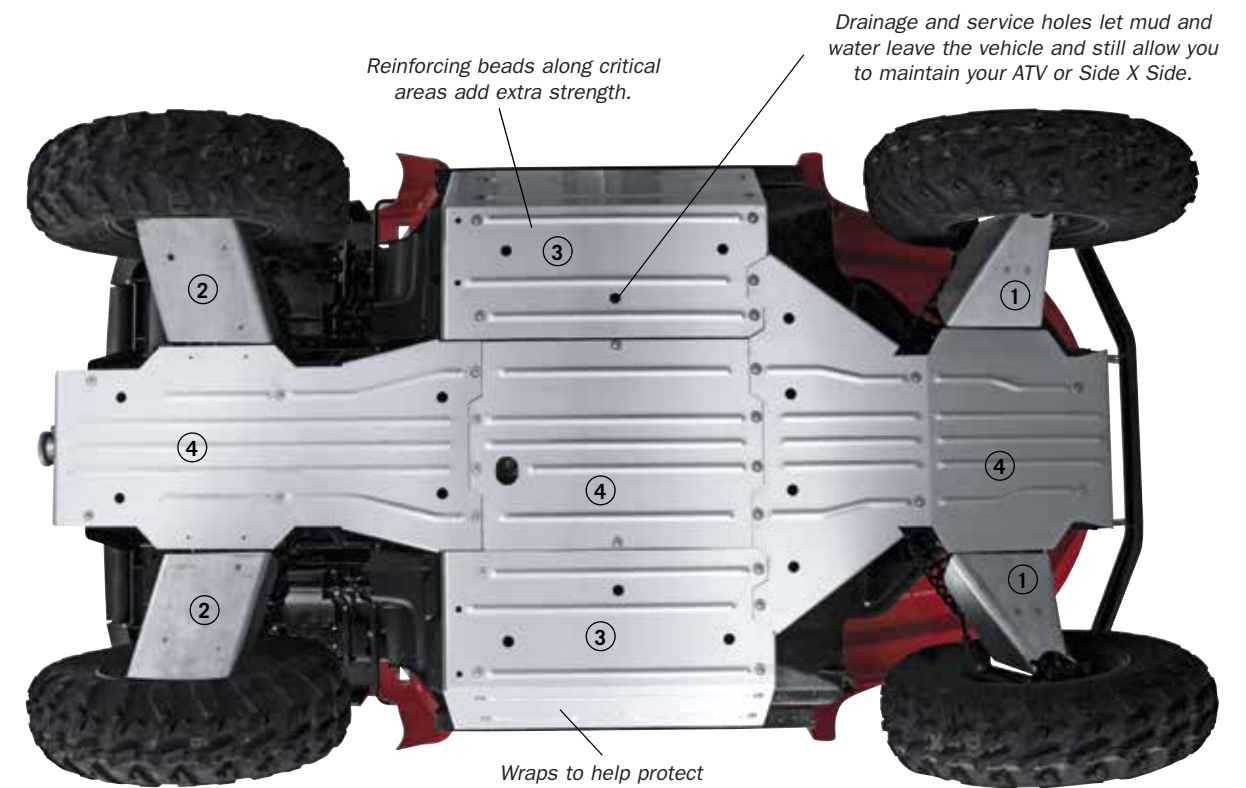
BODY ARMOR COMPONENTS

- ① A-Arm Kit, Front
- ② A-Arm Kit, Rear
- ③ Side Chassis Kit
- ④ Chassis Kit



A-Arm guards and skid plates add protection where your ATV needs it the most.

Manufactured from aircraft-grade aluminum with recessed hardware for great looks and outstanding durability.



Reinforcing beads along critical areas add extra strength.

Drainage and service holes let mud and water leave the vehicle and still allow you to maintain your ATV or Side X Side.

Wraps to help protect sides of vehicle.

TO ORDER THE RIGHT KIT FOR YOUR ATV OR SIDE X SIDE: Part numbers are listed on the master application chart on pages 40–49, or call WARN Customer Service for the latest applications.

WINCHES

WINCHING ACCESSORIES

WINCH MOUNTING SYSTEMS

PROTECTION AND BODY ARMOR

LIGHTS

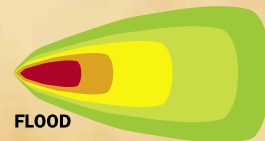
PLOWS

WARN WL-SERIES LED SPOT AND FLOOD LIGHTS: FIRE UP THE NIGHT

WARN LED lights put an end to wondering what lies ahead when you ride at night. These long-life LED lights show you the way, and light up those hard to see obstacles, whether the moon helps or not. All the WARN LED lights are built to take the beating your ride dishes out, giving you plenty of lumens and longevity, with low amp draw.

Utilizing cutting edge optical design, WARN WL Series LED Lights utilize Refractec optics to extract the maximum amount of light out of the latest generation Cree LEDs, while producing more overall effective lumens and candela. With WARN signature reliability and durable construction, these lights are built to last.

- Refractec™ optics
- 50,000+ hour LED lifespan
- Die-cast aluminum housing
- Durable polycarbonate lens
- Voltage protection
- Thermal management – heat sink
- IP68 certified waterproof rating
- Designed, engineered, & assembled in the USA
- Includes mounting hardware and harness
- Limited lifetime warranty



- Available with spot or flood beam patterns



20" SPOT/FLOOD LIGHT BAR



10" SPOT/FLOOD LIGHT BAR



6" SPOT/FLOOD LIGHT BAR



REAR VIEW, 10" LIGHT BAR



REAR VIEW, 4" LIGHT POD

- PN 93910 4" Light Pod Spot – Single
- PN 93920 4" Light Pod Spot – Pair
- PN 93915 4" Light Pod Flood – Single
- PN 93925 4" Light Pod Flood – Pair
- PN 93930 6" Light Bar – Spot
- PN 93935 6" Light Bar – Flood

- PN 93940 10" Light Bar – Spot
- PN 93945 10" Light Bar – Flood
- PN 93950 20" Light Bar – Spot
- PN 93955 20" Light Bar – Flood
- PN 93965 Wiring Extension Kit – 3ft.
- PN 94605 Wiring Extension Kit – 15ft.
- PN 93960 Wiring Kit – Y adapter



4" SPOT/FLOOD LIGHT POD

See page 29
for Universal
Light Mounting
brackets



W650D DRIVING LIGHTS

These big 6.5" (16.5 cm) halogen lights deliver outstanding performance, great value, and are ideal for increased visibility on the trail. Features include 55W H3 halogen bulbs, hardened clear glass lenses, vaporized aluminum over steel reflectors for maximum output, steel cases with a powder-coated finish for great weather resistance, and a thin profile for increased mounting options. These lights also come with a wireless control switch for simple installation.

PN 82420 (kit)

PN 82573 (single light only—no remote)

PN 87540 (Y-splitter—allows for extra light to be wired in)

W-series kits contains two lights, mounting hardware, wireless control, transmitter, wiring, rock guards and covers



W350F FOG BEAMS

At 3.5" (8.9 cm) in diameter, these lights are the optimal medium-sized fog lights. The 55W H3 halogen bulb and 66-degree bar-shaped light beam deliver great low-visibility performance. Features include hardened clear glass lenses; vaporized aluminum over steel compound curve reflectors for maximum light output; and impact-resistant polymer cases with O-ring seals for excellent water resistance. These lights also have a wireless control switch, so there's no need to run wires through the firewall.

PN 82410 (kit)

PN 82567 (single light only—no remote)

PN 87540 (Y-splitter—allows for extra light to be wired in)



W2030F FOG BEAMS

These compact 2" x 3" (5.1 cm x 7.6 cm), 55W halogen lights provide 66-degree bar-shaped beams of light, perfect for use in fog, rain, dust, or snow. Features include impact-resistant hardened blue glass lenses; durable vaporized aluminum over die-cast aluminum compound curve reflectors for maximum light output; and lightweight, corrosion-resistant aluminum cases. The new wireless control switch allows for easy installation without having to drill through the firewall.

PN 82415



WARN TRAIL LIGHTS

Created specifically for ATVs, the WARN® Trail Lights have a lens design that achieves a 110° beam spread from side to side and a 70° vertical (35° up and 35° down), and use 35-watt, battery-saving H3 halogen bulbs with 400 candlepower. The result is a field of illumination that is wider and higher than factory-installed ATV lights so you get the whole view while you're on the move. **PN 62018**

WARN BACKUP LIGHT

When even the most experienced ATV rider needs to back up, the WARN Backup Light provides the illumination needed, thanks to a 35-watt, battery-saving H3 halogen bulb. The light uses a universal mounting bracket and comes with a wiring harness. Designed for ATV use, the light comes with a water-resistant switch and all the necessary mounting hardware. **PN 62017**



UNIVERSAL LIGHT MOUNT (ATV HANDLEBAR MOUNT)

Mount your lights right on the handlebar. Easy multi-angle adjustment.

PN 83972 (Universal — most makes except BRP and Kawasaki)



MOTORCYCLE LIGHT MOUNTS

Mounts will accommodate up to 1/2" diameter post mount lights. Solution will vary by model.

PN 85608 BMW F800GS (All)
PN 85609 BMW R1200GS (2008 – Current)



UNIVERSAL LIGHT MOUNTS (TUBE)

For most post-mount lights up to 1/2" diameter. Mounts on any vehicle bar or tube. Lightweight aluminum with powdercoat finish, and stainless hardware to resist elements

PN 85300 (Fixed, 1.5 – 2") **PN 85338** (Swivel, 1.5 – 2")
PN 85340 (Swivel, .875 – 1.125")



UNIVERSAL LIGHT BARS

A three-piece modular design offers multiple configurations. Lightweight aluminum clamps securely attach to bar sizes between 1.5 – 2". Wrinkle powdercoat finish.

PN 83970 (High Profile for 4" Lighting, up to four lights)

DUAL BATTERY CONTROL KIT

LETS YOU USE TWO BATTERIES, BUT SAVES THE MAIN BATTERY FOR ESSENTIAL FUNCTIONS, SUCH AS STARTING THE VEHICLE

- Engineered specifically to give maximum power during winch power-in operation.
- For use with 12-volt accessories such as winches, lights, stereos and more.
- Minimizes charging system overload; if both batteries need charging, the main battery is charged first.
- Optional manual override forces a parallel connection when you need extra power for accessories or jump-starting another vehicle.
- Designed for use with 12-volt DC magneto or alternator charging systems.
- Easy to install; includes all necessary hardware. (Second battery not included)

PN 77977





WARN PLOWS PUSH THE LIMITS

Whether you're plowing a snow-clogged driveway in Idaho, or pushing animal feed in Iowa, WARN plows stand up to rugged use as only WARN products can.

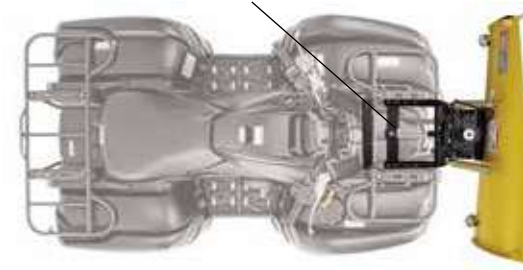
For ATVs, choose from WARN ProVantage or Standard Plow Systems. With ProVantage you get the highest performance, exceptional control, and outstanding durability — plus the choice of a front or center mounting option. For lighter-duty, intermittent use there's the WARN Standard Plow System. This center-mount plow system delivers reliable, workhorse performance at a very reasonable price.

Side X Side owners can equip their vehicle for snow season with the WARN ProVantage Plow System for Side X Sides. With rapid front connection, durable construction, and top quality, it's engineered to perform. And with a variety of useful, innovative accessories, it's the most complete plow system money can buy.


WARN PROVANTAGE PLOW SYSTEM FOR ATVS

HIGH PERFORMANCE, EXCEPTIONAL CONTROL, AND OUTSTANDING DURABILITY

The stable, wide plow bases and durable, extra-large plow skids deliver exceptional performance.



CHOICE OF FRONT OR CENTER MOUNT DESIGN



Long-lasting, large diameter pivot assemblies rotate the blade smoothly, precisely, and reliably, for years of service.

The plow blade trips forward when striking an immovable object, helping protect the plow assembly from damage.

Plows lift up high to clear the tallest curbs.



The blade can be optimized for varying conditions with an adjustable attack angle and spring tension system.

A special low-friction powder-coated finish helps keep material off the blade.

Made from thick-gauge steel with reinforcing ribs, a center cross member, and a sturdy boxed design.

Tall blade heights push more snow.



HOW TO ORDER:

- 1 CHOOSE YOUR ATV PLOW BLADE**
Straight or tapered blade, in a variety of sizes.



- 2 CHOOSE YOUR ATV PLOW BASE**
Front or center-mount.



- 3 ORDER YOUR ATV PLOW MOUNTING PLATE**
Mounting plates vary by ATV make and model (see app chart for part number).



- 4 CHOOSE YOUR PLOW BLADE RAISING MECHANISM**
Winch or ProVantage Plow Lift.



WINCHES

WINCHING ACCESSORIES

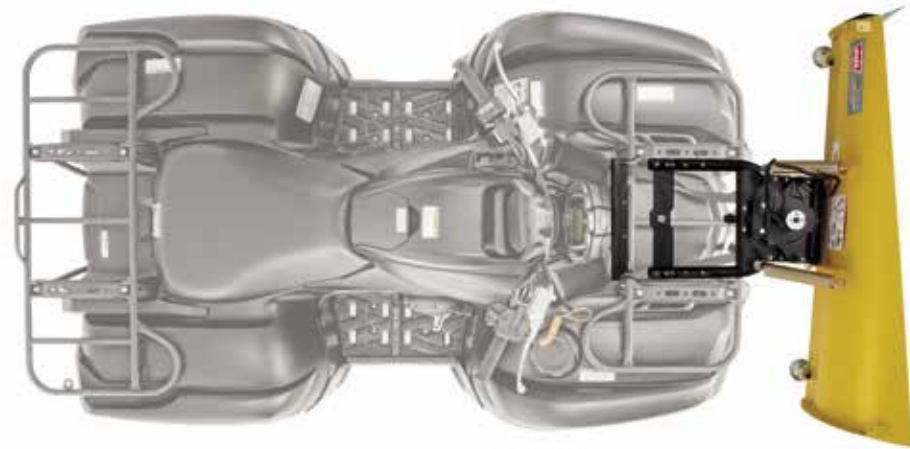
WINCH MOUNTING SYSTEMS

PROTECTION AND BODY ARMOR

LIGHTS

PLOWS

WARN PROVANTAGE FRONT-MOUNT ATV PLOW SYSTEM



FRONT-CONNECTION ADVANTAGES:


- Easy-on, easy-off rapid connection system is located at the front of the vehicle-no need to crawl under the ATV.
- No need to remove mount during non-plowing seasons; no reduction in ground clearance.
- Front-mount systems offer the highest blade lifting capability.



- | | | | |
|--|---|--|---|
| <p>① Tapered Plow Blade* PN 80954 (54") PN 80960 (60")</p> <p>② Plow Base/Push Tube Assembly (front mount) PN 92100</p> <p>③ Plow mounting kit See application charts for part numbers</p> | <p>④ ProVantage winch (Optional. Choose from winch or Plow Lift) See pages 4-9 for winch part numbers</p> <p>⑤ ProPivot (Optional part. Rotate your plow blade up to 28 degrees at the push of a button.) PN 88700 For ProVantage ATV</p> | <p>⑥ Plow HD Mounting (Optional part. Increase the durability of your mounting points) PN 85243 (Standard mount) PN 85244 (Offset mount)</p> <p>⑦ Plow HD Wear Bar (Optional. Wear-form steel construction lasts up to 30% longer) PN 84054 (54") PN 84060 (60")</p> | <p>⑧ Blade Side Wall (Optional. For tapered blade. Control snow run off) PN 70880</p> <p>⑨ Plow Markers (Optional. 2' high antenna) PN 67679</p> <p>Additional accessories and descriptions on pages 34-35</p> |
|--|---|--|---|

* Straight blade is also compatible with the front-mount system

WARN PROVANTAGE CENTER-MOUNT ATV PLOW SYSTEM



CENTER-CONNECTION ADVANTAGES:

- Center-mount adds rigidity and extra stability to the ATV during plowing operations.
- Designed for high ground clearance and quick installation or removal.



- | | | | |
|---|---|--|---|
| <p>① Straight Plow Blade* PN 78950 50" Blade PN 78954 54" Blade PN 78960 60" Blade</p> <p>② Plow Base/Push Tube Assembly (center mount) PN 78100</p> <p>③ Plow mounting kit See application charts for part numbers</p> | <p>④ ProVantage winch (Optional. Choose from winch or Plow Lift) See pages 4-9 for winch part numbers</p> <p>⑤ Plow Pulley (Optional. Provides better control of plow blade by doubling the lifting advantage) PN 84526</p> | <p>⑥ Snow Control Flap (Optional. Controls snow kick back) PN 67870</p> <p>⑦ Plow HD Wear Bar (Optional. Wear-form steel construction lasts up to 30% longer) PN 84050 (50") PN 84054 (54") PN 84060 (60")</p> | <p>⑧ Blade Side Wall (Optional. For straight blade. Control snow run off) PN 80607</p> <p>⑨ Plow Markers (Optional. 2' high antenna). PN 67679</p> <p>Additional accessories and descriptions on pages 34-35</p> |
|---|---|--|---|

* Tapered blade is also compatible with the center-mount system

WINCHES

WINCHING ACCESSORIES

WINCH MOUNTING SYSTEMS

PROTECTION AND BODY ARMOR

LIGHTS

PLOWS

WARN PROVANTAGE PARTS AND ACCESSORIES FOR ATVS



TAPERED PLOW BLADE

- Tapered design with aggressively curved profile to move snow or dirt up and away from the surface you're clearing.
- Made from thick 11-gauge steel with extra-heavy ribbing for added rigidity. Boxed design adds further support.
- Special low-friction powder-coated finish helps keep material from sticking to the blade.
- Available in 54" and 60" widths.
- Thick, sturdy wear bar has steep angle of attack for maximum surface scraping.

PN 80954 54" Tapered Blade
PN 80960 60" Tapered Blade

STRAIGHT PLOW BLADE

- Made from thick 12-gauge steel with heavy-duty ribbing and a center cross member for added rigidity. Boxed design adds extra support.
- Special low-friction powder-coated finish helps keep material from sticking to the blade.
- Available in 50", 54", and 60" widths.
- 54" and 60" blades have top lips with pre-drilled holes for accessories.
- 17¾" blade height.
- Thick, sturdy wear bar has steep angle of attack for maximum surface scraping.

PN 78950 50" Blade (14-gauge, no top lip, 16¾" height)
PN 78954 54" Blade
PN 78960 60" Blade



BASE/PUSH TUBE ASSEMBLY

Choose from front or center-mount options. The extra-wide design gives increased stability and durability. A forward trip system and interlocked rotating base plate deliver strength, durability, and impact resistance.

PN 92100 Front mount
PN 78100 Center mount



FRONT OR CENTER MOUNTING KIT

- Kits are engineered to fit specific ATV makes and models.
- Choose from front or center-mount options.
- Front-mount allows for rapid connection. Easy-on, easy-off thanks to self-locating pin design. No need to crawl under the ATV. No reduction in ground clearance.
- Center-mount plate remains attached to the ATV and becomes a structural component adding rigidity to the ATV during plowing operations. Designed for high ground clearance and quick installation or removal of push-tube assembly.

See application listing in back of catalog for part numbers



ROLLER FAIRLEAD FOR PLOW LIFTING

For use with winches that raise and lower a plow blade. Larger diameter roller reduces wear on rope.

PN 69373 (fits WARN ATV winches 2000–3500 lbs.)
PN 82550 (fits WARN ATV winches 4000–4500 lbs.)



PLOW LIFT ROPE

Uses 8' section of durable synthetic rope. Temporarily replaces your wire rope for plow season and saves wear and tear. Stands up to repeated, sharp angle pulls used to lift heavy plow blade.

PN 68560



PROPIVOT

The WARN® ProPivot™ will rotate your plow blade up to 28 degrees at the push of a button—even under load. Equipped with a powerful motor and designed using a durable split-ring gear train, ProPivot will make quick work of all plowing activities. Improved sealing along with a shock absorbing dampener system makes the ProPivot a must-have when you need superior response and versatile plow performance.

PN 88700 For ProVantage ATV plow systems




UNIVERSAL PLOW MOUNT

This versatile non-vehicle-specific plow mount will transform almost any ATV into a plow-ready machine. Compatible with both WARN ProVantage and Standard center-mount push tubes, the Universal Plow Mount provides stability and versatility. Constructed from steel and wearing a durable powder-coated finish, this mount is ideal for seasonal duty and easily attaches to a majority of ATVs.

- Center mounting position for reliable and versatile plow performance
- Low-profile design provides minimal clearance issues
- Ideal for seasonal use
- Includes mounting hardware

PN 91810



PLOW HD WEAR BAR

- Wear-form steel construction.
- Lasts up to 30% longer than standard wear bars.


PN 84050 (50")
PN 84054 (54")
PN 84060 (60")



PLASTIC WEAR BAR

Made of ultra-high molecular weight plastic (UHMW). Excellent on concrete/brick.

PN 80860 (50")
PN 67861 (54")
PN 67862 (60")



STEEL WEAR BAR

Replacement part for standard steel wear bar.

PN 80608 (50")
PN 39415 (54")
PN 62601 (60")



PLOW SKIDS

For ProVantage straight and tapered blade.

PN 80475 (for 54" and 60" blades)
PN 69212 (for 50" blade)



PLOW HD SKIDS

- Wear-form steel construction.
- Outlast standard skids by up to 30%.

PN 85368 (for ProVantage 54" and 60" blades. Not for use with 50" blade)

PLOW LIFT

Effortlessly lifts your plow without needing to use your winch. Screw-drive system is compact and easy to install. Works with all WARN plow systems, new or old. **PN 84600**



1.) ATV PLOW MARKERS

These 2' high antenna have red rubber tips for visibility; great for use in deep snow. **PN 67679**

2.) BLADE SIDE WALL

Control run off and get scoop-like control of snow and other materials. Helps to gather material before depositing. Made of heavy duty steel.

PN 80607 Straight blades. Can be mounted on either side
PN 70880 Tapered blades

3.) SNOW CONTROL FLAP

Made of flexible rubber, this top flap controls snow kick back and keeps snow on the ground. Fits all WARN ATV plows (cut to size). **PN 67870** (60")

PROVANTAGE UPGRADES: INCREASE THE DURABILITY AND PERFORMANCE OF YOUR SYSTEM



PLOW SLACK CONTROL

- Extend the life of your plow system and winch rope.
- Eliminates winch overrun when lowering the plow (also corrects cable tangles).

PN 85742 ATV (Plow only)
PN 85888 ATV (Bucket only)



PLOW HD MOUNTING

- Upgrade mounting points
- Wear-form steel construction.
- Increase the durability of your mounting points.
- For front-mount plow only.

PN 85243 ATV (Standard mount)
PN 85244 ATV (Offset mount)



PLOW LIMIT CONTROL

- Extends plow system life
- Protects your vehicle from impact and stops "over raised" conditions.
- Allows you to fine tune system for a variety of stop positions.
- For front-mount plow only.

PN 85950 ATV (bucket or plow) and UTV (plow)
PN 88950 Combo limit-slack control (plow only)



PLOW PULLEY

- Provides better control of plow blade by doubling the lifting advantage, slowing blade movement, and repositioning the lift point.
- Contributes to longer rope life by reducing load and bend over angle.

PN 84526 ATV (Plow Only)
 Note: Plow Pulley Kit is not compatible with WARN Power-Pivot or Plow Lift

WINCHES

WINCHING ACCESSORIES

WINCH MOUNTING SYSTEMS

PROTECTION AND BODY ARMOR

LIGHTS

PLOWS



WARN STANDARD PLOW SYSTEM FOR ATVS

RELIABLE PERFORMANCE AT A VERY COMPETITIVE PRICE

The WARN® Standard Plow System gives you everything you need in a ATV plow, and nothing you don't. This basic system is perfect for lighter-duty, intermittent use.

Available in center-mount only, the WARN Standard Plow System gives you a choice of 48, 54 or 60" wide straight blades. The system is available for most ATV models.



- ① Standard Plow Blade
PN 86766 48" Blade
PN 86768 54" Blade
PN 86772 60" Blade
- ② Standard Plow Base/Push Tube Assembly
PN 86528
- ③ Plow mounting kit
See application charts for part numbers
- ④ Plow Lift **PN 84600**
 (Optional. Choose from Plow Lift or winch)

OPTIONAL ACCESSORIES AND UPGRADES FOR YOUR STANDARD PLOW SYSTEM



PLOW MARKERS
 2' high antenna.
PN 67679



SNOW CONTROL FLAP
 Flexible rubber top flap controls snow (cut to size).
PN 67870 (60")

BLADE SIDE WALL
 Control run off of snow and other materials. Made of heavy duty steel.
PN 70880



PLOW LIFT ROPE
 8' of durable synthetic rope. Temporarily replaces your wire rope for plow season and saves wear and tear.
PN 68560



PLOW SKIDS
 For Standard straight blade.
PN 69212



ROLLER FAIRLEAD FOR PLOW LIFTING
 Larger diameter roller reduces wear on rope.
PN 69373 (fits WARN ATV winches 2000-3500 lbs).



PLASTIC WEAR BAR
 Excellent on concrete/brick.
PN 67860 (48")
PN 67861 (54")
PN 67862 (60")
Steel Wear Bar
 Replacement part for standard steel wear bar.
PN 39416 (48")
PN 39415 (54")
PN 62601 (60")



WARN PROVANTAGE SIDE X SIDE PLOW SYSTEM

RAPID CONNECTION, DURABLE CONSTRUCTION, AND TOP QUALITY

Get your Side x Side ready for plowing with the WARN® ProVantage Plow System. The system has been engineered from the ground up and extensively tested to give the product years of service, so you and your vehicle can plow season after season.

The ProVantage Side x Side Plow System has the same rapid connection system as the ATV system, but it uses a big Side x Side specific 72" plow blade to move material. Just add the Side x Side plow base, a winch, pick your accessories of choice, and you're ready to get to work.



- ① 72" Straight Plow Blade
PN 79958
- ② Plow Base/Push Tube Assembly (includes pulley kit)
PN 79805
- ③ Plow mounting kit
See application charts for part numbers
- ④ ProVantage winch
See pages 4-9 for part numbers

OPTIONAL ACCESSORIES AND UPGRADES FOR YOUR SIDE X SIDE PLOW SYSTEM



PLOW MARKERS
2' high antenna.
PN 67679

BLADE SIDE WALL
Control snow run off.
PN 80607



PLOW LIFT ROPE
8' of durable synthetic rope. Temporarily replaces your wire rope for plow season and saves wear and tear.
PN 68560



PLOW HD SKIDS
• Wear-form steel construction.
• Outlast standard skids by up to 30%.
PN 85368 for 72" blade

STANDARD SKIDS
• Replacement part.
PN 80475



PLOW LIMIT CONTROL
• Extends plow system life.
• Protects your vehicle from impact and stops "over raised" conditions.
• Allows you to fine tune system for a variety of stop positions.
PN 85950 for UTV



PLOW HD WEAR BAR
• Wear-form steel construction.
• Lasts up to 30% longer than standard wear bars.
PN 85287 (72")

STEEL WEAR BAR
Replacement part for standard steel wear bar.
PN 72047 (72")



PLOW SLACK CONTROL
• Extend the life of your plow system and winch rope.
• Eliminates winch overrun when lowering the plow (also corrects cable tangles).
PN 85888 (for UTV)



ROLLER FAIRLEAD FOR PLOW LIFTING
Larger diameter roller reduces wear on rope.
PN 82550 (fits WARN winches 4000-4500 lbs).

WINCHES

WINCHING ACCESSORIES

WINCH MOUNTING SYSTEMS

PROTECTION AND BODY ARMOR

LIGHTS

PLOWS

POWERSPORTS PRODUCT APPLICATIONS BY VEHICLE MAKE AND MODEL

Application listing is current as of October 2015. Warn Industries is constantly developing new applications.

ARCTIC CAT

FOOTNOTES:

U. Fits RT/XT 15 series winches only

AA. Factory installed winch

AC. Factory installed mount

AQ. Compatible with 78100 (ProVantage) and 62100 (Standard) plow bases

AR. Compatible with appropriate 92100 (ATV) or 79805 (Side X Side) plow bases

AS. Not compatible with 2.5ci or A2000 winches

Winch and Plow Mounting Kits

| APPLICATION | YEAR | WINCH MOUNTING KIT | CENTER PLOW MOUNTING KITS ⁴² | FRONT PLOW MOUNTING KITS ^{44,45} |
|---|-------|----------------------|---|---|
| 250 2X4, 4X4 | 02-05 | 62840 | | |
| 250 2X4 | 06-13 | Note ^{AC,U} | | |
| 300 2X4 | 02-03 | 62840 | | |
| 300 2X4, 4X4 | 02-05 | 62840 | | |
| 300 2X4 | 2010 | Note ^{AC} | | |
| 350 4X4 | 08-12 | Note ^{AC} | 85260 | |
| 366 4X4 Automatic | 08-12 | Note ^{AC} | 85260 | |
| 375 Automatic 2X4, 4X4 | 2002 | 62840 | 63294 | 84354 |
| 400 4X4 | 2002 | 62840 | 63294 | |
| 400i 2X4, 4X4 | 2002 | 62840 | 63294 | 84354 |
| 400 2X4 (Automatic) | 03-04 | 62840 | 63294 | 84354 |
| 400 4X4 (Automatic) (ACT) (VP) | 03-08 | 62840 | 63294 | 84354 |
| 400 Automatic TBX 4X4 | 2004 | 62840 | 63294 | 84354 |
| 400 Automatic LE 4X4 | 05-07 | Note ^{AA} | 63294 | 84354 |
| 400 Automatic TBX 4X4 | 05-06 | Note ^{AC} | 63294 | 84354 |
| 400 Automatic TRV 4X4 | 2006 | Note ^{AC} | | |
| 400 Automatic TRV 4X4 | 07-09 | Note ^{AC} | 63294 | 84354 |
| 400 H1 TRV 4X4 | 2010 | Note ^{AC} | | |
| 400 Automatic VP 4X4 | 06-12 | Note ^{AC} | 63294 | 84354 |
| 400 4X4 | 2013 | Note ^{AC} | 85260 | |
| 425 4X4 | 08-12 | Note ^{AC} | 85260 | |
| 450 4X4 | 2013 | Note ^{AC} | 85260 | |
| 500 4X4 | 98-01 | 35048 | | |
| 500 Automatic 4X4 | 00-01 | 35048 | | |
| 500i Automatic 4X4 | 2002 | 62840 | 63294 | 84354 |
| 500 4X4, Automatic (TBX) 4X4 | 02-04 | 62840 | 63294 | 84354 |
| 500 (Automatic) (M4) (TBX) 4X4 | 05-09 | Note ^{AC} | 63294 | 84354 |
| 500 Automatic TRV 4X4 | 04-08 | 62840 | 63294 | 84354 |
| 500 H1 EFI 4X4 | 2009 | Note ^{AC} | 63294 | 84354 |
| 550 LTD 4X4, 550 S 4X4, 550 (Cruiser) TRV (GT) 4X4 | 09-11 | Note ^{AC} | 63294 | 84354 |
| 650 4X4 | 2004 | 62840 | 63294 | 84354 |
| 650 TBX H1 LE TRV 4X4 | 05-11 | Note ^{AA} | 63294 | 84354 |
| 700 (EFI) (M4) (LE) (H1) (TRV) (Diesel) (SE) 4X4 | 07-11 | Note ^{AC} | 63294 | 84354 |
| 700 H1 TBX 4X4 | 2010 | Note ^{AC} | | |
| 700 H1 (Cruiser) TRV (GT) 4X4 | 10-11 | Note ^{AC} | 63294 | 84354 |
| 700 (TBX) LTD 4X4, 700 S 4X4, 700 Super Duty Diesel 4X4 | 2011 | | 63294 | 84354 |
| 1000 H2 TRV 4X4 | 09-10 | Note ^{AC} | 63294 | 84354 |
| 1000 H2 Cruiser TRV 4X4 | 2010 | Note ^{AA} | 63294 | 84354 |
| Bear Cat 454 4X4 | 96-98 | 35048 | | |
| MudPro 650 H1 4X4 | 2010 | Note ^{AC} | | |
| MudPro 700 H1 EFI 4X4 | 09-10 | Note ^{AA} | 63294 | |
| Mud Pro 700 4X4 | 2011 | | 63294 | 84354 |
| MudPro 1000 H2 EFI 4X4 | 2010 | Note ^{AA} | | |
| Mud Pro 1000 4X4 | 2011 | | 63294 | |
| Super Duty Diesel 4X4 | 2010 | Note ^{AC} | | |
| Thundercat 1000 H2 (LE) 4X4 | 08-10 | Note ^{AC} | 80582 | 84354 |
| TRV 1000 Cruiser 4X4 | 2011 | | 63294 | 84354 |
| Prowler 550 XT 4X4 | 09-12 | Note ^{AC} | | |
| Prowler 650 H1 XT 4X4 | 08-09 | Note ^{AC} | | 83875 |
| Prowler 650 H1 XT 4X4 | 06-07 | Note ^{AA} | | |
| Prowler 700 (XT) (XTX) (LE) 4X4 | 09-12 | Note ^{AC} | | 83875 |
| Prowler 1000 XTZ 4X4 | 09-12 | Note ^{AC} | | |
| Wildcat 1000i | 12-14 | 89050 | | |

CAN-AM/BRP

FOOTNOTES:

AA. Factory installed winch

AN. Fits RT/XT 25/30, PV25-35, V20-30 series winches only

AQ. Compatible with 78100 (ProVantage) and 62100 (Standard) plow bases

AR. Compatible with appropriate 92100 (ATV) or 79805 (Side X Side) plow bases

AS. Not compatible with 2.5ci or A2000 winches

F. FPM not compatible with OEM winch mount

Winch and Plow Mounting Kits

| APPLICATION | YEAR | WINCH MOUNTING KIT | CENTER PLOW MOUNTING KITS ⁴² | FRONT PLOW MOUNTING KITS ^{44,45} |
|---|----------------|---------------------|---|---|
| Commander 800 (R) (XT) | 11-15 | 85810 | | 85690 ^F |
| Commander 1000 (X) (XT) | 11-15 | 85810 | | 85690 ^F |
| Maverick 1000 (X rs) | 2013 | 92145 | 91255 | |
| Outlander 330 (MAX) 2X4, 4X4 | 03-05 | 66288 | 67945 | |
| Outlander 400 2X4 4X4 (XT) | 03-04 | 66288 | 67945 | |
| Outlander 400 4X4 MAX | 03-mid 06 | 66288 | 67945 | |
| Outlander 400 XT 4X4, MAX XT | 05-mid 06 | Note ^{AA} | 67945 | |
| Outlander 400 4X4 MAX | mid 06-late 06 | 66288 | 72504 | 79234 |
| Outlander 400 4X4, (MAX) (XT) 4X4 | 07-12 | 71881 | 72504 | 79234 |
| Outlander 500 4X4 MAX | 07-08 | 71881 | 72504 | 79234 |
| Outlander 500 4X4 MAX XT (LTD) | 07-12 | Note ^{AA} | 72504 | 79234 |
| Outlander 650 XT 4X4, MAX XT 4X4 | 06-07 | 71881 | 72504 | 79234 |
| Outlander 650 4X4 (R) | 13-14 | | 89613 | |
| Outlander 650 MAX XT (XT-P) 4X4 | 08-12 | Note ^{AA} | 72504 | 79234 |
| Outlander 650 MAX XT (XT-P) 4X4 | 08-12 | Note ^{AA} | 72504 | 79234 |
| Outlander 800 4X4, MAX 4X4 | 06-08 | 71881 | 72504 | 79234 |
| Outlander 800 4X4 (R) (MAX) (MR) (DPS) (LTD) | 06-11 | 71881 | 72504 | 79234 |
| Outlander 800 MAX XT (XT-P) 4X4 | 08-11 | Note ^{AA} | 72504 | 79234 |
| Outlander 800 4X4 (R) (MAX) (XT) (X) (XT-P) (MR) | 12-14 | | 89613 | |
| Outlander 1000 4X4 (R) (MAX) (XT) (X) (XT-P) (MR) | 12-14 | | 89613 | |
| Renegade 800 4X4 (R) (MAX) (XT) (X) (XT-P) (MR) | 12-14 | 89535 | 89613 | |
| Renegade 1000 4X4 (R) (MAX) (XT) (X) (XT-P) (MR) | 12-14 | 89535 | 89613 | |
| Quest 500 4X4 (XL) | 01-04 | 65563 ^{AN} | | |
| Quest 650 4X4 (MAX) (XL) | 01-04 | 65563 ^{AN} | | |
| Traxter 2X4 | 01-03 | 65563 ^{AN} | | |
| Traxter 4X4 | 99-04 | 65563 ^{AN} | | |
| Traxter 500 4X4 Automatic (CVT) (XT) | 2005 | 65563 ^{AN} | | |
| Traxter 650 Automatic CVT 4X4 | 2005 | 65563 ^{AN} | | |
| Traxter 650 4X4 Automatic CVT XT | 2005 | Note ^{AA} | | |
| Traxter MAX 4X4 | 03-04 | 65563 ^{AN} | | |
| Traxter MAX 500 Automatic 4X4 | 2005 | 65563 ^{AN} | | |
| Traxter MAX 500 Automatic XT 4X4 | 2005 | Note ^{AA} | | |
| Traxter MAX 650 Automatic CVT 4X4 | 2005 | 65563 ^{AN} | | |
| Traxter MAX 650 Automatic CVT XT 4X4 | 2005 | Note ^{AA} | | |
| Traxter (XL) (XT) 4X4 | 01-04 | 65563 ^{AN} | | |
| Traxter XL 500 4X4 | 2005 | 65563 ^{AN} | | |

HONDA

FOOTNOTES:

AN. Fits RT/XT 25/30, PV25-35, V20-30 series winches only

AQ. Compatible with 78100 (ProVantage) and 62100 (Standard) plow bases

AR. Compatible with appropriate 92100 (ATV) or 79805 (Side X Side) plow bases

AS. Not compatible with 2.5ci or A2000 winches

G. Not compatible with Vantage 4000

Winch and Plow Mounting Kits

| APPLICATION | YEAR | WINCH MOUNTING KIT | CENTER PLOW MOUNTING KITS ⁴² | FRONT PLOW MOUNTING KITS ^{44,45} |
|---|-------|---------------------|---|---|
| Big Red (MUV700) SX5 | 08-11 | 83405 ^G | | 80913 |
| 300 (TRX300FW) 4X4 | 93-00 | 37850 | | |
| Foreman (TRX400FW) 4X4 | 95-03 | 60174 | 37851 | |
| Foreman TRX450 4X4 (S) (ES) (FM) (FE) | 98-04 | 60174 | 37852 | |
| Foreman TRX500 (TM) (FE) 2X4 4X4 | 05-06 | 70830 | 70583 | |
| Foreman TRX500TM 2X4 | 07-11 | 84705 | 70583 | |
| Foreman TRX500 (FM) (FPM) (ES) (FE) (FPE) 4X4 | 07-11 | 84705 | 70583 | 80554 |
| Foreman TRX500 (FE) (FM) (FPE) (FPM) 4x4 | 12-13 | 87180 | 87686 | 87190 |
| Foreman TRX500 (FE) (FM) (FPE) (FPM) 4x4 | 14-16 | 92450 | 93901 | 93515 |
| Pioneer 500 | 13-14 | 93720 | | 93730 |
| Pioneer 700 | 13-14 | 93924 | | |
| Rancher TRX350 (TM) (ES) (TE) 2X4 | 00-06 | 68852 | | |
| Rancher TRX350 (FM) (ES) (FE) 4X4 | 00-06 | 68852 | 63290 | |
| Rancher AT TRX400 (FA) (FG) (FGA) (GPScape) 4X4 | 04-07 | 68852 | 63290 | |
| Rancher TRX420 (TM) (ES) (TE) 2X4 | 07-13 | 84704 ^{AN} | 87686 | |
| Rancher TRX420 (FM) (ES) (FE) (FPE) (FPM) 4X4 | 07-13 | 84704 ^{AN} | 87686 | 80031 |
| Rancher TRX420 (FM) (ES) (FE) (FPE) (FPM) 4X4 | 14-16 | 92450 ^{AN} | 93901 | 93515 |
| Rancher AT (TRX420FA), AT EPS (TRX420FPA) | 09-12 | 84704 ^{AN} | 87686 | 80031 |
| Rincon (TRX650FA) 4X4, (TRX680FA) 4X4 | 03-06 | 84706 | 65070 | 79673 |
| Rincon GPScape TRX680 (FGA)(FA) 4X4 | 07-14 | 84706 | 65070 | 79673 |
| Rubicon (TRX500FA) 4X4 | 00-04 | 84706 | 61611 | |
| Rubicon TRX500 (FA) (FG) 4x4 | 05-06 | 70830 | 70583 | |
| Rubicon GPScape TRX500FGA 4X4 | 07-09 | 84705 | 70583 | 80554 |
| Rubicon TRX500 (FA) (FG) (FPA) 4x4 | 07-14 | 84705 | 70583 | 80554 |
| Rubicon TRX500 (FA) (FG) (FPA) 4x4 | 2015 | 92450 | 93901 | 93515 |

Winch and Plow Mounting Kits

| APPLICATION | YEAR | WINCH MOUNTING KIT | CENTER PLOW MOUNTING KITS | FRONT PLOW MOUNTING KITS |
|--------------|-------|--------------------|---------------------------|--------------------------|
| Gator XUV550 | 13-14 | 92596 | | 93533 |

KAWASAKI

FOOTNOTES:

- H. Not compatible with WARN bumper
- M. May not fit 3.0, 25 & 30 RT/XT, PV25-35, V2-3 series winches. Mount modification may be required
- AI. Must be revision A2 for "I" series model
- AJ. Fits 4000-4500 series winches only
- AK. Does not fit trans 4x4 diesel
- AN. Fits RT/XT 25/30, PV25-35, V20-30 series winches only
- AQ. Compatible with 78100 (ProVantage) and 62100 (Standard) plow bases
- AR. Compatible with appropriate 92100 (ATV) or 79805 (Side X Side) plow bases
- AS. Not compatible with 2.5ci or A2000 winches
- AU. Must use appropriate ATV blade and base/ tube assembly
- AX. When using in conjunction with Front Plow Mount, must use RT/XT 40, PV45, or V40 winch
- AV. Not compatible with body armor
- FF. Not compatible with OEM winch mount
- GG. Compatible with Vantage 3000 & ProVangae 4500

Winch and Plow Mounting Kits

| APPLICATION | YEAR | WINCH MOUNTING KIT | CENTER PLOW MOUNTING KITS ⁹⁰ | FRONT PLOW MOUNTING KITS ^{94,95} |
|--|-------|------------------------|---|---|
| Bayou 300 4X4 | 89-02 | 28880 ^M | | |
| Brute Force 650 4X4 | 05-12 | 70825 | 62686 | 81922 ^{FF} |
| Brute Force 650 4X4i | 05-13 | 70825 ^{AI} | 70558AO | 82530 ^{AV} |
| Brute Force 750 4X4i | 05-07 | 70207 | 70558 | 82530 ^{AV} |
| Brute Force 750 4X4i | 09-14 | 88697 | | |
| Brute Force 750 (EPS) 4X4i | 08-15 | 70207 | 70558AO | 80360 |
| Prairie 300 2X4 4X4 | 99-02 | 39308 | | |
| Prairie 360 2X4, 4X4 | 02-11 | 63801 | 62686 | 80556 |
| Prairie 400 4X4 | 99-02 | 39555 | | |
| Prairie 650 Twin 4X4 | 01-03 | | 62686 | |
| Prairie 700 4X4 | 04-06 | | 62686 | |
| Mule 600 2X4, 610 4X4 | 08-14 | 84155 ^{AN} | | 84090 ^{AU} |
| Mule 610 4X4 | 05-07 | 84155 ^{AN} | | |
| Mule 610 (XC) 4X4 | 08-14 | 84155 ^{AN} | | 84090 ^{AU} |
| Mule 2500 4X4 | 00-02 | 60974 | | |
| Mule 3000 2X4 | 02-09 | 74186 ^{AI,AK} | | |
| Mule 3010 4X4 | 02-09 | 74186 ^{AI,AK} | | |
| Mule 4000 2X4 | 2010 | 80586 | | |
| Mule 4010 Diesel 4X4, Diesel Trans 4X4 | 09-15 | 80586 | | 83503 |
| Teryx 750 (FI) (LE) (Camo) (Sport) (SGE) | 08-09 | | | 79925 |
| Teryx 750 (FI) (LE) (Camo) (Sport) (SGE) | 10-13 | 83870 ^{AX} | | 79925 |
| Teryx4 750 (EPS) (LE) (Camo) | 12-13 | 88449 ^H | | 88330 ^{GG} |
| Teryx4 750 (EPS) | 14-15 | 93414 | | 88330 ^{GG} |
| Teryx 800 | 14-15 | 93414 | | |

Winch and Plow Mounting Kits

| APPLICATION | YEAR | WINCH MOUNTING KIT | CENTER PLOW MOUNTING KITS ⁹⁰ | FRONT PLOW MOUNTING KITS ^{94,95} |
|--------------|-------|---------------------|---|---|
| RTV 400 4X4 | 09-13 | 82001 ^{GG} | | 83650 ^{AU} |
| RTV 500 4X4 | 09-13 | 82001 ^{GG} | | 83650 ^{AU} |
| RTV 900 4X4 | 05-11 | 70555 ^{GG} | | 91490 |
| RTV 900 4X4 | 12-14 | 91480 | | |
| RTV 1100 4X4 | 06-13 | 79900 ^{GG} | | |

KUBOTA

FOOTNOTES:

- AQ. Compatible with 78100 (ProVantage) and 62100 (Standard) plow bases
- AR. Compatible with appropriate 92100 (ATV) or 79805 (Side X Side) plow bases
- AS. Not compatible with 2.5ci or A2000 winches
- AU. Must use appropriate ATV blade and base/ tube assembly
- GG. Compatible with Vantage 3000 & ProVangae 4500

FOOTNOTES:

- T. Factory mount fits RT/XT 25/30, PV 25-35 series winches only
- AN. Fits RT/XT 25/30, PV25-35, V20-30 series winches only
- AQ. Compatible with 78100 (ProVantage) and 62100 (Standard) plow bases
- AR. Compatible with appropriate 92100 (ATV) or 79805 (Side X Side) plow bases
- AS. Not compatible with 2.5ci or A2000 winches
- O. Front Plow Mount will also mount a winch

POLARIS

FOOTNOTES:

- K. Not compatible with 3.0, 25/30 RT/XT, PV25-35, V2-3 series winches
- S. Combination Winch Mount and Bumper
- AA. Factory installed winch
- AB. Rear Mount
- AL. Kit must be revision B2 for mid-05 and later
- AN. Fits RT/XT 25/30, PV25-35, V20-30 series winches only
- AQ. Compatible with 78100 (ProVantage) and 62100 (Standard) plow bases
- AR. Compatible with appropriate 92100 (ATV) or 79805 (Side X Side) plow bases
- AS. Not compatible with 2.5ci or A2000 winches
- AU. Must use appropriate ATV blade and base/ tube assembly
- AY. Will not work with "Demand Drive" front differential

Winch and Plow Mounting Kits

| APPLICATION | YEAR | WINCH MOUNTING KIT | CENTER PLOW MOUNTING KITS ⁹⁰ | FRONT PLOW MOUNTING KITS ^{94,95} |
|-----------------------|-------|--------------------|---|---|
| MXU 375 IRS 4X4 | 09-10 | | 84820 | 84804 ^{AN, O} |
| MXU 250, 300, 350 4X4 | 05-06 | | | |
| MXU 375i, 450i 4X4 | 11-12 | | | 88085 ^{AN, O} |
| MXU 500 4X4 | 10-12 | Note ^T | 86680 | 86142 ^{AN, O} |
| UXV500 | 2009 | Note ^T | | |
| UXV500 | 10-12 | Note ^T | | 86386 ^{AN, O} |

Winch and Plow Mounting Kits

| APPLICATION | YEAR | WINCH MOUNTING KIT | CENTER PLOW MOUNTING KITS ⁹⁰ | FRONT PLOW MOUNTING KITS ^{94,95} |
|--|-------|-----------------------|---|---|
| ATP 330 4X4 | 04-05 | 34901 | | |
| ATP 500 H.O. 4X4 | 04-05 | 34901 | | |
| Big Boss 400L 6X6 | 93-99 | | | |
| Diesel 4X4 | 98-02 | 34901 | | |
| Hawkeye 300 4X4 | 07-08 | 85104 | | |
| Magnum 325 4X4 | 00-02 | 34901 | 39609 | |
| Magnum 330 4X4 | 03-06 | 34901 | | |
| Magnum 425 4X4 6X6 | 93-98 | | | |
| Magnum 500 4X4 | 99-02 | 34901 | | |
| Magnum 500 RMK 2X4 | 2002 | 34901 | | |
| PTV 4X4, 6X6 | 02-03 | 34901 | | |
| Ranger 400 Midsize (HO) (Crew) | 10-14 | 90459 ^{AN} | | |
| Ranger 500 4X4 | 2008 | 80368 | | 81580 |
| Ranger 500 (Crew) 4X4 | 09-12 | 80371 | | 79700 |
| Ranger 500 Midsize (HO) (Crew) | 11-14 | 90930 | | 95160 |
| Ranger 570 (Crew) | 15 | 90459 ^{AN} | | |
| Ranger 6X6 | 98-01 | 38914 | | |
| Ranger 6X6 | 02-06 | | | 81580 |
| Ranger 700 6X6 | 2007 | | | 81580 |
| Ranger 700 4X4 | 05-07 | | | 81580 |
| Ranger 700 (HP) 4X4 | 2008 | 80368 | | 81580 |
| Ranger 700 Crew 4X4 | 2009 | 80368 | | |
| Ranger 700 (HD) (HP) 4X4 | 2009 | 80371 | | 79700 |
| Ranger 700 6X6 | 08-09 | 80368 | | 81580 |
| Ranger 800 (XP) (EPS) (Browning) (Crew) (HD) 4X4 | 10-12 | 80371 | | 79700 ^{AP} |
| Ranger 800 6X6 | 10-12 | 80371 | | 79700 ^{AP} |
| Ranger 900 (Crew) | 14-15 | 90930 | | |
| Ranger 900 (XP) | 13-15 | | 90924 | |
| Ranger (Diesel) (HD) (EPS) 4X4 | 2011 | 80371 | | |
| RZR 570 | 12-14 | 90459 ^{AN} | | 90546 |
| RZR 800 4X4 | 08-11 | 80335 ^{AN} | | 80681 ^{AU} |
| RZR-S 800 4X4 | 2009 | | | 80681 ^{AU} |
| RZR-S 800 4X4 | 2011 | 80335 ^{AN} | | 80681 ^{AU} |
| RZR 4 800 (EPS) (LE) (S) 4X4 | 11-12 | 80335 ^{AN} | | |
| RZR 800 (EPS) (LE) (S) 4X4 | 2012 | 87987 ^{AN} | | |
| RZR 900 (EPS) (LE) (S) 4X4 | 11-12 | 87987 ^{AN} | | |
| RZR 1000 (XP) | 13-15 | 92332 | | |
| RZR 1000 (EPS) | 14-15 | 92332 | | |
| RZR 4 1000 (EPS) | 14-15 | 92332 | | |
| Scrambler 400 2X4 | 00-03 | 60891 ^{K,AB} | | |
| Scrambler 400 4X4 | 99-00 | 60891 ^{K,AB} | | |
| Scrambler 500 2X4 | 01-06 | 60891 ^{K,AB} | | |
| Scrambler 500 4X4 | 99-05 | 60891 ^{K,AB} | | |
| Scrambler XP 850 (HO) | 2013 | 87714 | | |

FOOTNOTES:

- AN. Fits RT/XT 25/30, PV25-35, V20-30 series winches only
- AP. Must be revision A1 for 2012 application
- AQ. Compatible with 78100 (ProVantage) and 62100 (Standard) plow bases
- AR. Compatible with appropriate 92100 (ATV) or 79805 (Side X Side) plow bases
- AS. Not compatible with 2.5ci or A2000 winches
- AU. Must use appropriate ATV blade and base/tube assembly
- AY. Will not work with "Demand Drive" front differential
- PP. Will not work fit SP Edition

Winch and Plow Mounting Kits (continued)

| APPLICATION | YEAR | WINCH MOUNTING KIT | CENTER PLOW MOUNTING KITS ^{AO} | FRONT PLOW MOUNTING KITS ^{AR,AS} |
|--|-----------|---------------------|---|---|
| Sportsman 300 4x4 | 08-10 | 85104 | 79018 | |
| Sportsman 300 4X4 (HO) | 08-10 | 85104 | 79018 | 85104 |
| Sportsman 335 4X4 | 98-00 | 34901 | 37843 ^{AL} | |
| Sportsman 400 4X4 | 01-03 | 34901 | 37843 ^{AL} | |
| Sportsman 400 4X4 | 04-04-1/2 | 68573 ^S | 37843 ^{AL} | |
| Sportsman 400 4X4 | 04-1/2-07 | 73680 | 37843 ^{AL} | |
| Sportsman 400 4X4 (HO) | 08-10 | 85104 | 79018 | 85104 |
| Sportsman 400 4X4 | 11-13 | 87714 | 87355 | |
| Sportsman 450 4X4 | 2006 | 73680 | | |
| Sportsman 500 4X4 | 96-03 | 34901 | 37843 ^{AL} | |
| Sportsman 500 Remington 4X4 | 2000 | | 37843 ^{AL} | |
| Sportsman 500 DUSE 4X4, RSE 4X4 | 01-02 | | 37843 ^{AL} | |
| Sportsman 500 4X4 | 04-04-1/2 | 68573 ^S | 37843 ^{AL} | |
| Sportsman 500 4X4 | 04-1/2-07 | 73680 | 37843 ^{AL} | 83110 ^{AY} |
| Sportsman 500 X2 4X4 | 07-09 | 73680 | | |
| Sportsman 500 (HO) 4X4 | 08-10 | 73680 | | 83110 ^{AY} |
| Sportsman 500 Touring 4X4 | 09-10 | 73680 | 78395 | 83110 ^{AY} |
| Sportsman 500 Touring 4X4 (HO) | 11-14 | 87714 | 87355 | 87758 |
| Sportsman 550 (Touring) (EPS) (XP) 4X4 | 09-14 | 83408 ^{AS} | 80260 | 80545 |
| Sportsman 550 X2 4X4 | 10-14 | 83408 ^{AS} | | 80545 |
| Sportsman 550 4X4, EPS 4X4 | 10-14 | 83408 ^{AS} | 80260 | 80545 |
| Sportsman 570 4X4 | 2014 | 87714 | 94644 | 91280 ^{PP} |
| Sportsman 570 4X4 | 2015 | | | 91560 |
| Sportsman 600 Twin 4X4 | 2003 | 63799 | 63936 | |
| Sportsman 600 Twin 4X4 | 04-04-1/2 | 68573 ^S | 63936 | |
| Sportsman 600 Twin 4X4 | 04-1/2-05 | 73680 | 63936 | |
| Sportsman 700 Twin 4X4 | 02-03 | 63799 | 63936 | |
| Sportsman 700 Twin 4X4 | 04-04-1/2 | 68573 ^S | 63936 | |
| Sportsman 700 Twin 4X4 | 04-1/2-06 | 73680 | 63936 | |
| Sportsman 700 Twin 4X4 | 07-08 | 73680 | | 79608 |
| Sportsman 700 X2 4X4 | 2008 | 73680 | | |
| Sportsman 800 4X4 | 05-06 | | 63936 | |
| Sportsman 800 4X4 | 2007 | 73680 | | |
| Sportsman 800 4X4 | 2008 | 73680 | | 79608 |
| Sportsman 800 X2 4X4 | 07-08 | 73680 | | |
| Sportsman 800 X2 4X4 | 2009 | | 78395 | |
| Sportsman 800 4X4 | 09-10 | 73680 | 63936 | 79608 |
| Sportsman 800 Touring 4X4 | 08-09 | 73680 | 78395 | |
| Sportsman 800 Big Boss 6X6 | 2009 | 73680 | | 79608 |
| Sportsman 800 Big Boss 6X6 | 2010 | | | 79608 |
| Sportsman 800 (H.O.) (EFI) 4X4 | 11-13 | 87714 | 87355 | |
| Sportsman 800 Big Boss 6X6 | 11-13 | 87714 | 87355 | |
| Sportsman 850 XP 4X4 | 09-12 | 83408 ^{AS} | 80260 | 80545 |
| Sportsman 850 XP EPS 4X4 | 09-14 | 83408 ^{AS} | 80260 | 80545 |
| Sportsman 850 Touring EPS 4X4 | 10-14 | 83408 ^{AS} | | 80545 |
| Sportsman 6X6 | 99-08 | 34901 | | |
| Sportsman MV 4X4 | 2005 | Note ^{AA} | | |
| Sportsman MV7 4X4 | 2006 | Note ^{AA} | | |
| Xpedition 325 4X4 | 01-02 | 34901 | | |
| Xpedition 425 4X4 | 00-03 | 34901 | | |
| Xplorer 300, 400 4X4 | 97-98 | 34901 | | |
| Xplorer 300 4X4 | 1999 | 34901 | | |
| Xpress 400 / Xplorer 500 4X4 | 96-97 | 34901 | | |
| Xplorer 400 4X4 | 99-02 | 34901 | | |

FOOTNOTES:

- L. This kit requires using a WARN ProVantage plow lift to raise plow
- M. May not fit 3.0, 25 & 30 RT/XT, PV25-35, V2-3 series winches. Mount modification may be required
- T. Factory mount fits RT/XT 25/30, PV 25-35 series winches only
- AQ. Compatible with 78100 (ProVantage) and 62100 (Standard) plow bases
- AR. Compatible with appropriate 92100 (ATV) or 79805 (Side X Side) plow bases
- AS. Not compatible with 2.5ci or A2000 winches

Winch and Plow Mounting Kits

| APPLICATION | YEAR | WINCH MOUNTING KIT | CENTER PLOW MOUNTING KITS ^{AO} | FRONT PLOW MOUNTING KITS ^{AR,AS} |
|---|-------|---------------------|---|---|
| Eiger 400 (LT-A400) (LT-F400) 2X4 | 02-04 | 63796 | 63840 | |
| Eiger 400 (LT-A400F) (LT-F400F) 4X4 | 02-06 | 63796 | 63840 | |
| King Quad 300 (LT-F300F) 4X4 | 93-03 | 37842 ^F | | |
| King Quad 400 (AS) (FS) (I) (Camo) 4X4 | 08-14 | 83130 | 63840 | 80566 |
| King Quad 450 (Axi) (PS) 4X4 | 07-12 | 70326 | 70737 | 80558 |
| King Quad 500 AXi (PS) (Camo) 4X4 | 09-13 | 70326 | 70737 | 80558 |
| King Quad 700 4X4 | 05-07 | 70326 | 70737 | 80558 |
| King Quad 750 (Axi) (PS) (Camo) 4X4 | 08-14 | 70326 | 70737 | 80558 |
| Quad Master 500 (LT-A500F) 4X4 | 1999 | 37812 | | |
| Quad Master 500 (LT-A500F) 4X4 | 00-01 | 37812 | | |
| Quad Runner 250 (LT-F250) 2X4, (LT-F250F) 4X4 | 92-98 | 30476 ^{MI} | | |
| Quad Racer R450 (LT-R450) 2X4 | 07-08 | 70326 | | |
| Quad Runner 500 (LT-F500F) 4X4 | 98-03 | 37812 | | |
| Twin Peaks 700 4X4 | 04-05 | 62686 | | |
| Vinson 500 (LT-A500F) 4X4 | 02-06 | 63811 | 65400 | |
| Vinson 500 (LT-F500F) 4X4 | 03-05 | 63811 | 65400 | |
| QUV 4X4 | 2005 | Note ^F | | |

FOOTNOTES:

- M. May not fit 3.0, 25 & 30 RT/XT, PV25-35, V2-3 series winches. Mount modification may be required
- Y. Not compatible with Manual Plow Lift
- S. Combination Winch Mount and Bumper
- AN. Fits RT/XT 25/30, PV25-35, V20-30 series winches only
- AJ. Fits 4000-4500 series and RT/XT 40 winches only
- AQ. Compatible with 78100 (ProVantage) and 62100 (Standard) plow bases
- AR. Compatible with appropriate 92100 (ATV) or 79805 (Side X Side) plow bases
- AS. Not compatible with 2.5ci or A2000 winches

Winch and Plow Mounting Kits

| APPLICATION | YEAR | WINCH MOUNTING KIT | CENTER PLOW MOUNTING KITS ^{AO} | FRONT PLOW MOUNTING KITS ^{AR,AS} |
|---|-------|---------------------|---|---|
| Beartracker 2X4 | 98-04 | 39439 | | |
| Big Bear 350 2X4, 4X4 | 87-96 | 28876 ^{MI} | | |
| Big Bear 350 2X4 4X4 | 97-99 | 28876 ^{MI} | | |
| Big Bear 400 2X4 | 00-04 | 60272 | | |
| Big Bear 400 4X4 | 00-07 | 60272 | | |
| Big Bear 400 4X4 | 08-11 | 81340 | | |
| Big Bear Professional 4X4 | 00-01 | 60170 | | |
| Bruin 350 Automatic 2X4, 4X4 | 04-06 | 68366 | 64670 | |
| Grizzly 300 4X4 | 2012 | 74496 | | |
| Grizzly 350 Auto (IRS) 4X4 | 07-11 | 76192 ^{AN} | 64670 | 81656 |
| Grizzly 350 Auto 2X4 | 08-10 | 76192 ^{AN} | 64670 | 81656 |
| Grizzly 350 4X4 | 2013 | 91640 | | |
| Grizzly 400 Automatic 4X4 | 05-09 | 76192 ^{AN} | 64670 | 80534 |
| Grizzly 450 Automatic 4X4 | 05-08 | 76192 ^{AN} | 64670 | 80534 |
| Grizzly 450 (EPS) 4X4 | 09-15 | 80540 | 64670 | 80534 |
| Grizzly 550 (EPS) 4X4 | 09-15 | 74496 | 73996 | 79403 |
| Grizzly 550 4X4 | 12-15 | 74496 | 88188 | 79403 |
| Grizzly 600 4X4 | 1998 | 36693 | | |
| Grizzly 600 4X4 | 99-01 | 36693 | | |
| Grizzly 660 Automatic 4X4 | 02-08 | 65098 | 64669 | 79605 |
| Grizzly 700 4X4 | 2007 | 74496 | 73996 | |
| Grizzly 700 (EPS) 4X4 | 08-11 | 74496 | 73996 | 79403 |
| Grizzly 700 FI Auto EPS Special Edition 4X4 | 2011 | 74496 | 73996 | 79403 |
| Grizzly 700 4X4 (EPS) | 12-15 | 74496 | 88188 | 79403 |
| Kodiak 350 Auto IRS 4X4 | 07-11 | 76192 ^{AN} | 64670 | 81656 |
| Kodiak 400 Automatic 4X4 | 00-02 | 60170 | | |
| Kodiak 400 Automatic 2X4 | 03-04 | 63945 | 64670 | |
| Kodiak 400 Automatic 4X4 | 03-09 | 76192 ^{AN} | 64670 | 81656 |
| Kodiak 450 Automatic 4X4 | 03-04 | 63945 | 64670 | |
| Kodiak 450 Automatic 4X4 | 05-08 | 76192 ^{AN} | 64670 | 80534 |
| Wolverine 450 4X4 | 06-09 | | | 72364 |
| Rhino 450 4X4 | 08-09 | 83159 ^S | | 79815 ^{AJ} |
| Rhino 450 4X4 | 2007 | 83159 ^S | | |
| Rhino 660 4X4 | 03-07 | 83159 ^S | | |
| Rhino Sport 4X4 | 2011 | | | 79815 ^{AJ} |
| Rhino 700 (DU) (SE) (Sport) 4X4 | 08-13 | 83159 ^S | | 79815 ^{AJ} |
| Viking | 2014 | 92158 | | 92156 |

ARCTIC CAT

FOOTNOTES:

AH. Will (NOT Fit)
HDX model

Body Armor and Bumpers

| APPLICATION | YEAR | CHASSIS | SIDE CHASSIS | FRONT A-ARM | REAR A-ARM | ROCK SLIDERS | BUMPER |
|-----------------------|-------|---------------------|---------------------|-------------|------------|--------------|--------|
| Prowler 650 H1 XT 4X4 | 06-09 | 83879 ^{AH} | 83877 ^{AH} | | | | |
| Prowler 700 XT TX 4X4 | 09-14 | 83879 ^{AH} | 83877 ^{AH} | | | | |
| Prowler 700 TX LE 4X4 | 08-09 | 83879 ^{AH} | 83877 ^{AH} | | | | |
| Wildcat 1000i | 12-14 | | | 89097 | | | |

CAN-AM/BRP

Body Armor and Bumpers

| APPLICATION | YEAR | CHASSIS | SIDE CHASSIS | FRONT A-ARM | REAR A-ARM | ROCK SLIDERS | BUMPER |
|-------------------------|-------|---------|--------------|-------------|------------|--------------|--------|
| Commander 800 (R) (XT) | 11-14 | 85635 | 85640 | 85645 | 85650 | | 85623 |
| Commander 1000 (X) (XT) | 11-14 | 85635 | 85640 | 85645 | 85650 | | 85623 |
| Maverick 1000 (X rs) | 2013 | 91310 | 91320 | 91318 | 91360 | | 91270 |

HONDA

FOOTNOTES:

J. Not compatible with
WARN Multi-Mount
kit

Q. Does not accomodate
Warn Trail Lights.
Lights may be
mounted to front rack

Body Armor and Bumpers

| APPLICATION | YEAR | CHASSIS | SIDE CHASSIS | FRONT A-ARM | REAR A-ARM | ROCK SLIDERS | BUMPER |
|---|-------|---------|--------------|-------------|------------|--------------|----------------------|
| Foreman TRX450 (S) (ES) (FE) (FM) 4X4 | 98-04 | | | | | | 62327 ^J |
| Foreman (TRX500TM) 4X4 | 05-10 | 76020 | | 75881 | | | 71175 ^J |
| Foreman (TRX500TM) 2X4 | 2007 | 76020 | | 75881 | | | 71175 ^J |
| Foreman TRX500(FE) (ES) (FPM) (EPS) 4X4 | 05-09 | 76020 | | 75881 | | | 71175 ^J |
| Foreman TRX500 (FPE) (ES) (EPS) (FM) 4X4 | 09-11 | 76020 | | 75881 | | | 71175 ^J |
| Foreman TRX500 (FE) (FM) (FPE) (FPM) 4X4 | 12-13 | | | | | | 87732 |
| Rancher TRX350 (TE) (ES) (FE) (TM) (FM) 2X4 4X4 | 04-06 | | | | | | 68766 ^{J,Q} |
| Rancher AT (TRX400FA) 4X4, (TRX400FG) 4X4 | 04-07 | | | | | | 68766 ^{J,Q} |
| Rancher (TRX420FM) 4X4, ES (TRX420TE) 4X4 | 2008 | | | | | | 68766 ^{J,Q} |
| Rancher (TRX420TM) 2X4, ES (TRX420TE) 4X4 | 2009 | | | | | | 81910 ^J |
| Rancher TRX420(EPS)(FPE)(FPM)(FM)(TE)(FPA) 4X4 | 10-13 | 84631 | | 84645 | | | 81910 ^J |
| Rincon (TRX650FA) 4X4 | 03-06 | 76040 | | | 76265 | | |
| Rincon (TRX680FA) 4X4 | 07-13 | 76040 | | 75881 | 76265 | | |
| Rincon GPScape (TRX680FGA) 4X4 | 2009 | 76040 | | 75881 | 76265 | | |
| Rincon GPScape (TRX680FGA) 4X4 | 2008 | 76040 | | 75881 | | | |
| Rubicon (TRX500FA) 4X4 | 00-04 | | | | | | 62331 ^J |
| Rubicon (TRX500FA) 4X4, (TRX500FG) 4X4 | 05-14 | 76020 | | 75881 | | | 71175 ^J |
| Rubicon GPScape/EPS (FGA) 4X4 | 08-14 | 76020 | | 75881 | | | 71175 ^J |
| Big Red 4X4 (MUV700) | 10-11 | | | | | | 84654 |

KAWASAKI

FOOTNOTES:

J. Not compatible with
WARN Multi-Mount
kit

S. Combination Winch
Mount and Bumper

AP. Must be revision A1

AW. Not compatible with
front plow mount

Body Armor and Bumpers

| APPLICATION | YEAR | CHASSIS | SIDE CHASSIS | FRONT A-ARM | REAR A-ARM | ROCK SLIDERS | BUMPER |
|--|-------|------------------------|--------------|-------------|------------|--------------|--------------------|
| Brute Force 650 4X4 | 2005 | | | | | | 72539 ^J |
| Brute Force 650 4X4 | 06-08 | | | | | | 72539 ^J |
| Brute Force 650 4X4 | 09-12 | | | | | | 83770 ^J |
| Brute Force 650 4X4i | 06-08 | 76285 ^{AP,AW} | | 76298 | 76305 | | |
| Brute Force 650 4X4i | 09-13 | 80562 | | 76298 | 76305 | | 83770 ^J |
| Brute Force 750 4X4i | 06-08 | 76285 ^{AP,AW} | | 76298 | 76305 | | 70815 |
| Brute Force 750 4X4i | 09-11 | 80562 | | 76298 | 76305 | | 83338 |
| Brute Force 750 4X4i | 12-14 | 80562 | | 88340 | 88342 | | 88697 |
| Prairie 650 Twin 4X4 | 01-03 | | | | | | 63098 |
| Prairie 700 4X4 | 04-06 | | | | | | 68993 |
| Teryx 750 (FI) (LE) (Camo) (Sport) (SGE) | 08-13 | 82210 | 83092 | 81809 | 83076 | | 83965 ^S |
| Teryx4 750 (EPS) (LE) (Camo) | 12-13 | | | | | | 88225 ^S |
| Teryx4 750 (EPS) (LE) (Camo) (Sport) | 14-15 | 94202 | | 94026 | 94027 | | 88225 ^S |

POLARIS

Body Armor and Bumpers

| APPLICATION | YEAR | CHASSIS | SIDE CHASSIS | FRONT A-ARM | REAR A-ARM | ROCK SLIDERS | BUMPER |
|--|-------------|---------------------|--------------|-------------|------------|--------------|-----------------------|
| ACE 570 | 14-15 | 94430 | | 94450 | | | 94360 |
| ATP 330 4X4, 500 H.O. 4X4 | 04-05 | | | | | | 62323 ^{C,J} |
| Magnum 325 4X4 | 00-02 | | | | | | 62323 ^{C,J} |
| Magnum 330 4X4 | 03-06 | | | | | | 62323 ^{C,J} |
| Magnum 500 4X4 | 99-02 | | | | | | 62323 ^{C,J} |
| Sportsman 335 4X4 | 98-00 | | | | | | 62323 ^{C,J} |
| Sportsman 400 4X4, 500 H.O. 4X4 | 04 - 04-1/2 | | | | | | 68573 ^S |
| Sportsman 400 4X4 | 05-06 | | | 77473 | | | |
| Sportsman 500 4X4 | 96-03 | | | | | | 62323 ^{C,J} |
| Sportsman 500 4X4 | 05-09 | | | 77473 | 77251 | | |
| Sportsman 500 X2 4X4 | 2006 | | | 77473 | | | |
| Sportsman 500 X2 4X4 | 07-08 | | | 77473 | 77251 | | |
| Sportsman 550/850 (XP) (EPS) 4X4 | 2009 | 83680 | | 83682 | 83686 | | |
| Sportsman 550/850 (XP) (EPS) 4X4 | 10-12 | 83680 | | 83682 | 84480 | | |
| Sportsman 600 Twin 4X4 | 04 - 04-1/2 | | | | | | 68573 ^S |
| Sportsman 700 Twin4X4 | 04 - 04-1/2 | | | | | | 68573 ^S |
| Sportsman 700 4X4 | 05-07 | | | 77473 | 77251 | | |
| Sportsman 800 Twin 4X4 | 05-08 | | | 77473 | 77251 | | |
| Sportsman 6X6 | 05-08 | | | 77473 | | | |
| Sportman MV7 4X4 | 2006 | | | 77473 | | | |
| Sportsman 800 X2 4X4 | 07-08 | | | 77473 | 77251 | | |
| Sportsman 800 Touring 4X4 | 08-09 | | | 77473 | 77251 | | |
| Trail Boss 330 2X4 | 2005 | | | 77473 | | | |
| Xpedition 325 4X4 | 01-02 | | | | | | 62323 ^{C,J} |
| Xpedition 425 4X4 | 00-03 | | | | | | 62323 ^{C,J} |
| Xplorer 300 4X4 | 97-99 | | | | | | 62323 ^{C,J} |
| Xplorer 400 4X4 | 96-02 | | | | | | 62323 ^{C,J} |
| Ranger 2X4 | 2008 | 78185 | | 78278 | 78280 | | |
| Ranger 400 Midsize (HO) (Crew) | 10-14 | | | 90812 | | | |
| Ranger 500 Midsize (HO) (Crew) | 11-14 | | | 90812 | | | |
| Ranger 500 EFI | 11-14 | | | 90812 | | | |
| Ranger 500 4X4 | 2009 | 78185 | | 78278 | 78280 | | 83340 ^S |
| Ranger 500 4X4 | 2010 | | | | | | 83340 ^S |
| Ranger 700 XP 4X4 | 07-08 | 78185 | | 78278 | 78280 | | |
| Ranger 700 XP 4X4 | 2009 | 78185 | | 78278 | 78280 | | 83340 ^S |
| Ranger 700 HD 4X4 | 2009 | | | | | | 83340 ^S |
| Ranger 800 6X6, Crew 4X4, HD 4X4 | 10-11 | | | | | | 83340 ^S |
| Ranger 800 XP (Browning) 4X4, (XP) (EPS) 4X4 | 2010 | 78185 | | 78278 | 78280 | | 83340 ^S |
| Ranger 800 Midsize EFI (HO) (Crew) | 12-14 | | | 90812 | | | |
| Ranger 6X6 | 10-11 | | | | | | 83340 ^S |
| Ranger Diesel 4X4 | 2011 | | | | | | 83340 ^S |
| Ranger HD 800 EPS 4X4 | 2011 | | | | | | 83340 ^S |
| Ranger 800 XP (Browning) 4X4, (XP) (EPS) 4X4 | 11-12 | 88220 | | | | | |
| RZR 800 4X4 | 08-09 | 78164 ^{AP} | 78342 | 78346 | 78348 | | 78207 |
| RZR S 800 4X4 | 2009 | 78164 ^{AP} | | | | | |
| RZR 4 800 EPS 4X4 | 11-12 | | | | | | 78207 |
| RZR 800 (EPS) (S) 4X4 | 2012 | | | | | | 87722 ^{AN,S} |
| RZR 900 4X4 | 11-12 | | | | | | 87722 ^{AN,S} |
| RZR 1000 XP | 13-15 | | | 92270 | | | |
| RZR 1000 XP | 2015 | | | | | | 94932 |

FOOTNOTES:

C. Requires a WARN
winch mount to
install bumper

J. Not compatible with
WARN Multi-Mount
kit

Q. Does not accomodate
Warn Trail Lights.
Lights may be
mounted to front
rack

S. Combination Winch
Mount and Bumper

SUZUKI

FOOTNOTES:

J. Not compatible with WARN Multi-Mount kit

Q. Does not accommodate Warn Trail Lights. Lights may be mounted to front rack

AT. Does not fit models with power steering

Body Armor and Bumpers

| APPLICATION | YEAR | CHASSIS | SIDE CHASSIS | FRONT A-ARM | REAR A-ARM | ROCK SLIDERS | BUMPER |
|--|-------|---------------------|--------------|---------------------|---------------------|--------------|----------------------|
| King Quad 450..... | 06-09 | | | | | | 72229 ^{Q,J} |
| King Quad 450..... | 08-09 | 78374 ^{AT} | | 78370 ^{AT} | 78366 ^{AT} | | |
| King Quad 450 AXi PS 4X4..... | 09-10 | 78374 ^{AT} | | 78370 ^{AT} | 78366 ^{AT} | | 72229 ^{Q,J} |
| King Quad 500 AXi (PS) (Camo) 4X4..... | 11-14 | 78374 ^{AT} | | 78370 ^{AT} | 78366 ^{AT} | | 72229 ^{Q,J} |
| King Quad 700 4X4..... | 05-06 | | | | | | 72229 ^{Q,J} |
| King Quad 700 4X4..... | 2007 | 78374 ^{AT} | | 78370 ^{AT} | 78366 ^{AT} | | 72229 ^{Q,J} |
| King Quad 750 AXi 4X4..... | 08-09 | 78374 ^{AT} | | 78370 ^{AT} | 78366 ^{AT} | | 72229 ^{Q,J} |
| King Quad 750 AXi (PS) (Camo) 4X4..... | 11-14 | 78374 ^{AT} | | 78370 ^{AT} | 78366 ^{AT} | | 72229 ^{Q,J} |
| Vinson 500 (LT-A/F500F) 4X4..... | 02-07 | | | | | | 65903 ^J |

YAMAHA

FOOTNOTES:

S. Combination Winch Mount and Bumper

AM. Not compatible with Warn Plow Mount

AP. Must be revision A1

Body Armor and Bumpers

| APPLICATION | YEAR | CHASSIS | SIDE CHASSIS | FRONT A-ARM | REAR A-ARM | ROCK SLIDERS | BUMPER |
|--|-------|---------------------|--------------|-------------|------------|--------------|--------------------|
| Grizzly 400 Automatic 4X4..... | 05-09 | | | | | | 70319 |
| Grizzly 450 Automatic 4X4..... | 05-09 | | | | | | 70319 |
| Grizzly 550 Auto 4X4, Auto EPS 4X4..... | 09-14 | 74870 ^{AM} | | 74874 | 74876 | | 75221 |
| Grizzly 600 4X4..... | 98-01 | | | | | | 62319 |
| Grizzly 700 (EPS) Auto 4X4..... | 07-14 | 74870 ^{AM} | | 74874 | 74876 | | 75221 |
| Grizzly 700 FI Auto EPS Special Edition 4X4..... | 11-14 | 74870 ^{AM} | | 74874 | 74876 | | 75221 |
| Kodiak 400 Automatic 4X4..... | 05-09 | | | | | | 70319 |
| Kodiak 450 Automatic 4X4..... | 05-09 | | | | | | 70319 |
| Rhino 450, 660..... | 06-07 | 75266 | 75267 | 75264 | 75265 | | 83159 ^S |
| Rhino 450..... | 08-09 | 78518 ^{AP} | 78519 | 75264 | 78750 | | 83159 ^S |
| Rhino 700..... | 08-13 | 78518 ^{AP} | 78519 | 75264 | 78750 | | 83159 ^S |
| Viking..... | 2014 | | | 92098 | 92099 | | |



Check out the collection of powersports accessories we offer.