

## › Product Guide – Carriers & Racks

2016















## › Bring your life

Whether it's exploring spectacular nature in the great outdoors or travelling the world with family and friends, we all have a passion for enjoying an active life.

At Thule, we share your desire to spend more time enjoying our passions - which means less time worrying about how to bring all the stuff we need. For more than 70 years, we have been totally focused on developing smart, stylish products that are environmentally sound, high quality, safe, and easy to use.

Wherever your passion takes you, whatever you're bringing.  
With Thule products, you're free to live your active life to the full.



# › Carriers & Racks

**Bring your life. On the road.** Enjoying an active life with friends and family can take a lot of gear – especially if you’re into biking, skiing, surfing, kayaking, camping, touring, or other outdoor activities. Getting the most out of your active life means that you might need extra space or special carriers to bring everything you need. That’s where we at Thule come in.



## Roof Racks

The perfect base for extra cargo



## Bike Carriers

One or more bikes, on the roof or at the back



## Boxes & Baskets

Extra space for luggage and outdoor gear



## Water Sport Carriers

From kayaks and canoes to surfboards



## Winter Sport Carriers

Carriers for all types of skis and snowboards

## Roof Racks **6**

Complete/All-in-one racks	10
Racks/ Load bars	10
Load Carrier Feet/ Fixation Systems	11
Professional/ Load Accessories	16

## Bike Carriers **18**

Roof Mounted Bike Carriers	24
Towbar Mounted Bike Carriers	34
Rear Door Mounted Bike Carriers	48

## Boxes & Baskets **54**

Roof Boxes	58
Foldable Roof Boxes	67
Carrier Baskets	68
Rear Mounted Cargo	70

## Water Sport Carriers **72**

Kayak & Canoe Carriers	78
Surf Board and SUP Carriers	82

## Winter Sport Carriers **86**

Roof Mounted Ski Carriers	91
---------------------------	----

## Technical specifications **96**

Roof Racks specifications	97
Bike Carriers specifications	98
Boxes & Baskets specifications	102
Water Sport Carriers specifications	104
Winter Sport Carriers specifications	105









WELCOME HISTORIC SEA  
SURF SHOP  
HAVE A GREAT DAY



Little

6

GOVA  
Surfing the World

INTERNATIONAL  
SIGN UP HERE

SURF LESSON  
SURF SA  
TOU  
Hope  
Intern  
Life  
No Exp  
Nico  
Priate  
W G  
Ces





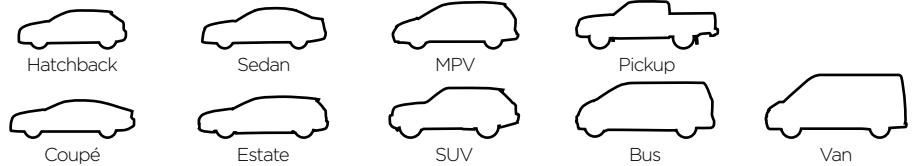


## › The fastest way out there.

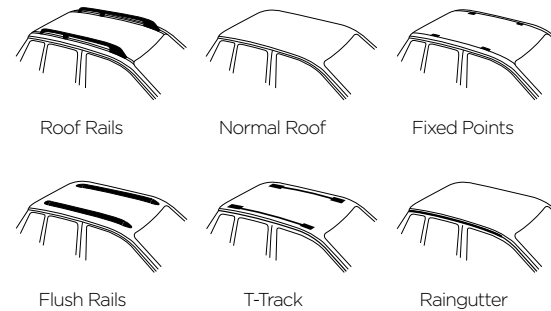
The number of family members, like the number of outdoor activities, tend to increase with time – and space in the car is reduced accordingly. One way to make room for more adventure is to load things on your car roof.

Start by choosing a rack that suits your needs. A Thule roof rack is the strong foundation for every load, and you can easily mount accessories for different purposes. Just a few simple operations and you're on your way.

### Identify your car model and year



### Identify your roof type



## › Roof Racks



## > Roof Racks

Where to put everything? It all starts with a Thule roof rack. Get the perfect load carrier feet and bars. Then add different loading options later. Use our Buyer's Guide to explore what really works for you.



### **Complete/All-in-one racks**

Solutions for the busy life? With the complete and all-in-one racks you can be quickly on your way. A complete and pre-assembled roof rack to fit your car.



### **Racks/Load bars**

Every day, sometimes or just now and then? Heavy or light gear? We have a roof rack for all purposes. Strong and durable bars, letting you transport everything you need and in style.



### **Load Carrier Feet/Fixation Systems**

All car roofs don't look the same. Choose the feet and fixation system that fits your car and suits your needs. Find the perfect solution and you will be on your way.



### **Professional / Heavy duty**


When transport heavy loads is a standard feature of your day-to-day working life, the need for a smart load carrier system is great. Thule offers a range of different professional solutions that help you to save time when loading your equipment and make you feel secure on the move.



## Complete/All-in-one racks - Line at-a-Glance



### Thule WingBar Edge



### Thule SmartRack



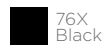
## Racks/Load bars - Line at-a-Glance



### Thule WingBar



### Thule SquareBar



### Thule SlideBar



### Thule ProBar





## Load Carrier Feet/Fixation Systems - Line at-a-Glance



### Thule Rapid System 754

For cars without railings or fixation points.



### Thule Rapid System 753, 7531

For cars with pre-installed fixation points or flush railings.



### Thule Rapid System 751, 7511

For cars with pre-installed fixation points.



### Thule Rapid Railing 757

For cars with normal sized roof railings (Ø 22-55 mm).



### Thule Rapid System 775

For cars with wide railings (Ø 20-68 mm).



### Thule Raingutter 951

Roof rack for cars with rain gutters and raised roofs.



## Complete/All-in-one racks Thule WingBar Edge

### High performance with a sleek fit

Thule WingBar Edge has a low profile that perfectly complements the car's roofline. The advanced aerodynamic shape combined with TrailEdge and WindDiffuser minimizes noise and improves fuel efficiency. Thanks to its sleek and streamlined design, Thule WingBar Edge is also the ideal solution for keeping the rack on the car even when it's not in use.

### Easy to install and use

Thule WingBar Edge safely carries loads up to 75 kg and has integrated T-tracks, allowing the full width of the roof bars to be used. It is available in two styles to fit raised rails or fixed points and flush rails, both pre-assembled for fast and easy installation.




product  
design award

2013

Thule WingBar Edge for Roof railings




Thule WingBar Edge for Fixpoints/Flush railings





## Complete/All-in-one racks Thule WingBar Edge

The low-profile roof rack with aerodynamic and integrated design.



### Roof railings

- 958X Aluminium
- 958XB Black



### Fixpoints/ Flush railings

- 959X Aluminium
- 959XB Black





## Racks/Load bars



96X  
Aluminium

96XB  
Black

### Thule WingBar

The most silent and safe load bar.

#### FEATURES

- Using aerospace design to minimize sound and fuel consumption.
- Smoothly arched for a slim fit.
- Excellent aerodynamic properties, drag force is reduced with 55% vs. predecessors Thule AeroBar.
- WindDiffuser diverts the air currents.
- Trail Edge for reduced air resistance.
- Equipped with T-tracks - an ingenious feature with great benefits. Load accessories are easily slid in place into the track. The full length of the load bar can be used, making more space for attaching several accessories.
- City Crash approved for 100 kg according to ISO Norm.



89X  
Aluminium

### Thule SlideBar

The unique, premium load bar with bi-directional sliding functionality, for easiest possible loading.

#### FEATURES

- Bi-directional sliding (60 cm in each direction), for easiest loading of bulky load on car roof.
- One-hand release functionality with rubberized grip-panels for most ergonomic user interface.
- Maxium user security through snap-lock functionality & colour indications for open and closed position.
- City Crash approved for 100 kg according to ISO Norm.



reddot design award  
winner 2011

## Racks/Load bars



### Thule SquareBar

Traditional square load bars in steel with black, plastic coating.

#### FEATURES

- Slotted 2 mm square bars available in 5 lengths from 108-150cm.

76X  
Black



### Thule ProBar

The load bar with a unique tri-slot design for fitting of multiple accessories.

#### FEATURES

- The tri-slot design gives great flexibility and opens up the possibility of combining a range of different load accessories that can be used independently of each other or together.
- In the top track, you can for example fit the Thule Load Stop, Thule Ladder Tilt, Thule Ladder Holder etc. You mount each accessory in just a few seconds. Just slide it in and lock in place.
- In the rear track you can very easily alter between Thule Roller, Thule Foldable Load Stop and Thule Eye bolt. Or let them be mounted together! And you will have the top of the Thule ProBar free for your load.
- Tested and approved to take a hefty 50 kg load on each bar, meaning a total of 200 kg if you have four bars mounted.

39X  
Aluminium



## Complete/All-in-one racks



### Thule SmartRack

A complete packed universal railing rack.

#### FEATURES

- An easy to use roof rack with all components included in the package.
- Complete pack, including 4 feet and 2 bars.
- The rubber lining protects the surface of the railing from scratching.
- Lockable with the help of a special tool, included in the package.

794  
Aluminium

795  
Aluminium

784  
Black

785  
Black



### Thule Strap Organiser

Gets your strap in order in no time. A sturdy strap is included in the product (274cm, 400cm).



### Thule Straps

Sturdy straps for safe transport (275cm, 400cm, 600cm).



### Thule One-Key System

Replace all lock cylinders on your Thule products and use the same key for all.





## Professional



### Thule ProBar

The load bar with a unique tri-slot design for fitting of multiple accessories.

#### FEATURES

- The tri-slot design gives great flexibility and opens up the possibility of combining a range of different load accessories that can be used independently of each other or together.
- In the top track, you can for example fit the Thule Load Stop, Thule Ladder Tilt, Thule Ladder Holder etc. You mount each accessory in just a few seconds. Just slide it in and lock in place.
- In the rear track you can very easily alter between Thule Roller, Thule Foldable Load Stop and Thule Eye bolt. Or let them be mounted together! And you will have the top of the Thule ProBar free for your load.
- Tested and approved to take a hefty 50 kg load on each bar, meaning a total of 200 kg if you have four bars mounted.



39X  
Aluminium



## Professional - Accessories



### Thule Ladder Tilt

311 - The ladder carrier that saves your back and your time.



### Thule Front Stop

321 - For safe roof transportation of loads up to 6 metres long.



### Thule Awning

326 - Don't let the weather stop you from working.



### Thule Conduit Box

3171 - Keeps and protects your pipes in the safest possible way.



### Thule Side Profile

322 - Modular side profiles, to customize the length of the Front Load Stop System to fit each vehicle.



### Thule Roller

334 / 335 - Makes it very easy to load up ladders, planks and other long objects from the rear of the vehicle.

## Professional - Accessories



### Thule Load Stop

314 - Robust and functional load stop that keeps the load firmly in place and prevents it from sliding.



### Thule Fold Down Load Stop

315 - Unique, patented load stop that simply folds out of the way when loading, unloading or when not in use.



### Thule Load-Stop High

502 - Sturdy load-stops developed in partnership with skilled and demanding craftsmen, 25 cm high.



### Thule Load-Stop low

503 - Sturdy load-stops developed in partnership with skilled and demanding craftsmen, 9 cm high.



### Thule Ladder Carrier

330 - Easily handled ladder carrier with a unique ladder fixing, for quick and easy loading and unloading.



### Thule Ladder Carrier

548 - For easily and securely loading and attaching a ladder to your roof rack.



### Thule Ladder Step Adapter

310 - To use for carrying ladders when the distance between the steps/pins do not correspond with the attachment points of the ladder carrier.



### Thule Roller Extension

340 - Extends the roof rack at the back for easy loading from behind the vehicle.



### Thule Box Midwall

3181 - An accessory to the Thule Conduit Box 317 making it easy to separate and access short and long pipes.



### Thule Eye Bolt

320 - Secure your load by using the Thule Eye Bolt and the Thule Ratchet Tie Down.



### Thule Ratchet Tie Down

323 - Ensures speedy and secure fastening of loads, from ladders to planks.



### Thule Strap Winch

552 - Strap and load-stop all in one.









SPEED  
LIMIT  
15





**THULE**  
SINCE 1949

CREW



# Martin Söderström



*"I am traveling 150 days of the year with my bike as travel partner and life is not bad."*



**"The big Swede" is one of the world's best MTB slopestyle freeriders**

Nationality: Swedish

Family: Mom, dad and sister.

Sports: Anything on 2 wheels

Best place on earth: Sweden, Alaska and Malaga.

## Martin's Choice

Thule ProRide







## › Bike Carriers

## › Bike Carriers

Off-road or on-road. Whether it's just you or a full carload of friends and family, get your bikes wherever you're going with a Thule bike rack – quickly, easily, and safely. If you're unsure which bike carrier suits you best, use our Buyer's Guide.



### **Roof Mounted Bike Carriers**

Designed to express professionalism and attitude. The feeling will remain, even when the carrier is unloaded.



### **Towbar Mounted Bike Carriers**

The most convenient and safe way to transport 2–4 bikes. Perfect for heavy and large bikes with no need for difficult lifting. Always full access to the trunk, even with bikes mounted on the carrier.



### **Rear Door Mounted Bike Carriers**

If your car doesn't have a towbar and you need to transport your bikes, this is the perfect solution. Carries 2–4 bikes, foldable, and easy to store.





## › Roof Mounted Bike Carriers

## Roof Mounted Bike Carriers - Line at-a-Glance

Upright

New



### Thule ProRide

598  
Aluminium

598B  
Black

### Thule FreeRide

532  
Silver Gray

Fork Mount

New



### Thule Sprint

569  
Aluminium

### Thule ThruRide

565  
Aluminium

### Thule OutRide

561  
Aluminium



## Roof Mounted Bike Carriers

### Thule ProRide



### The best gets better

The world's most popular bike carrier just got even better! With its combination of convenience, stability, and smart design, it's no wonder Thule ProRide has become the number one choice for bike riders across the globe. The new Thule ProRide takes this iconic bike carrier to the next level with enhanced features and an updated design.

### Convenient and smart

Ease of use and reliability in every detail are key. From the easy mounting of the carrier - on either side of the car roof - to the automatic positioning when you load your bike. Thule ProRide carries most types of bike up to 20 kg and with a specific accessory, it's even possible to transport fatbikes. With Thule ProRide, you quickly load and unload your bike - and off you go on the bike trail.

### Secure and stable

Loading and securing is effortless because Thule ProRide offers immediate stability when you place your bike onto the carrier. The brand new torque limiter dial also ensures that the bike is secured correctly by controlling the force that goes into the bike frame. Frame-friendly, soft claw pads adapt to the bike frame and spread the pressure, minimizing the risk of frame damage and incorrect mounting. The claw's extended lower jaw clasps the frame, preventing the bike from falling during mounting as well as adding security during transport.

Thule ProRide 598 Aluminium



Thule ProRide 598 Black



### Add to your Thule ProRide



#### Thule ProRide Fatbike Adapter

5981 - Upgrade kit for carrying fatbikes on the Thule ProRide 598 bike carrier (wheel size 3-5").



#### Thule Carbon Frame Protector

984 - An adapter to enable safe transport of bikes with carbon frames.



## Roof Mounted Bike Carriers

### Thule ProRide

Upright bike carrier for the quickest, most convenient mounting – for bikes up to 20 kg.

New



- 598 Aluminium
- 598B Black





## Roof Mounted Bike Carriers

### Thule Sprint



#### A premium fork mount carrier

With ever-changing styles, technology and materials for bicycles, Thule's premium fork-mount carrier, Thule Sprint, has been designed to solve annoying carrying challenges that bike riders face. With patented assurance technologies, it combines security and convenience, making Thule Sprint the most complete fork-mount carrier for maximum bike protection.

#### Secure fitting

Attaching the bike to Thule Sprint is quick, easy, and secure. As soon as the bike is correctly tightened to the bike carrier, the integrated torque limiter with feedback system makes an audible noise, indicating that the optimal holding force has been reached. And to make sure no damage is done to the bike while mounted on the roof, Thule Sprint is equipped with elastomers embedded in the carrier to help absorb road shock and vibration. All of this makes Thule Sprint the recommended roof option for transportation of bikes with sensitive frames, like carbon frames.

#### Ease of use and flexibility

Thule Sprint is designed to be installed into the load bar's T-track for a low, integrated fit and fast, easy, and tool-free installation and removal. The fork-mount carrier is also designed to fit virtually all bike sizes. A telescoping wheel tray moves in and out for a custom fit to bike and vehicle, and also allows for better hatch clearance and rear vehicle access when not in use.



Thule ThruRide 569

#### Add to your Thule Sprint



##### Thule Wheel Carrier

5452 - Carrier for the front wheel with regular axle or wheels with disc brakes.



## Roof Mounted Bike Carriers

### Thule Sprint

The most complete fork-mount carrier for maximum bike protection.



569  
Aluminium





## Roof Mounted Bike Carriers


### Thule ThruRide

#### Smart, simple, and secure thru-axle carrier

Thule ThruRide fork mount bike carrier makes loading your thru-axle bike easy and secure, without the need for any extra adapters. Loading is simple from the start, allowing you to mount the front thru-axle on the ground before lifting and loading the bike on the carrier. Once you've placed the axle in the wide-jaw clamp, you adjust the precision dial to fine-tune the grip before closing the throw-hood. This ensures a firm and secure grip on your bike without the risk of damage to the fork. The rear-wheel cradle can be slid along the length of the rack to accommodate different bike lengths. The wheel is held securely in place thanks to a ratcheting strap with padding to protect the wheel rim.

#### Versatile

With an ever-expanding range of bikes with thru-axles, the Thule ThruRide is a safe bet for anyone who wants to transport their thru-axle bike on the car roof. This versatile carrier fits the complete range of thru-axles - any diameter from 12 mm to 20 mm - and also fits 9 mm quick-release hubs together with the included adapter. The sliding rear-wheel cradle adds to the carrier's versatility, accommodating wheelbases up to 48" and tires up to 3".



#### Add to your Thule ThruRide



##### Thule ThruRide 9 mm Adapter

5651 - 9mm quick release locking skewer accessory for Thule ThruRide to make the bike carrier lockable to bike.



##### Thule Wheel Bag XL

563 - Specially designed, high-quality bag for the front wheel.

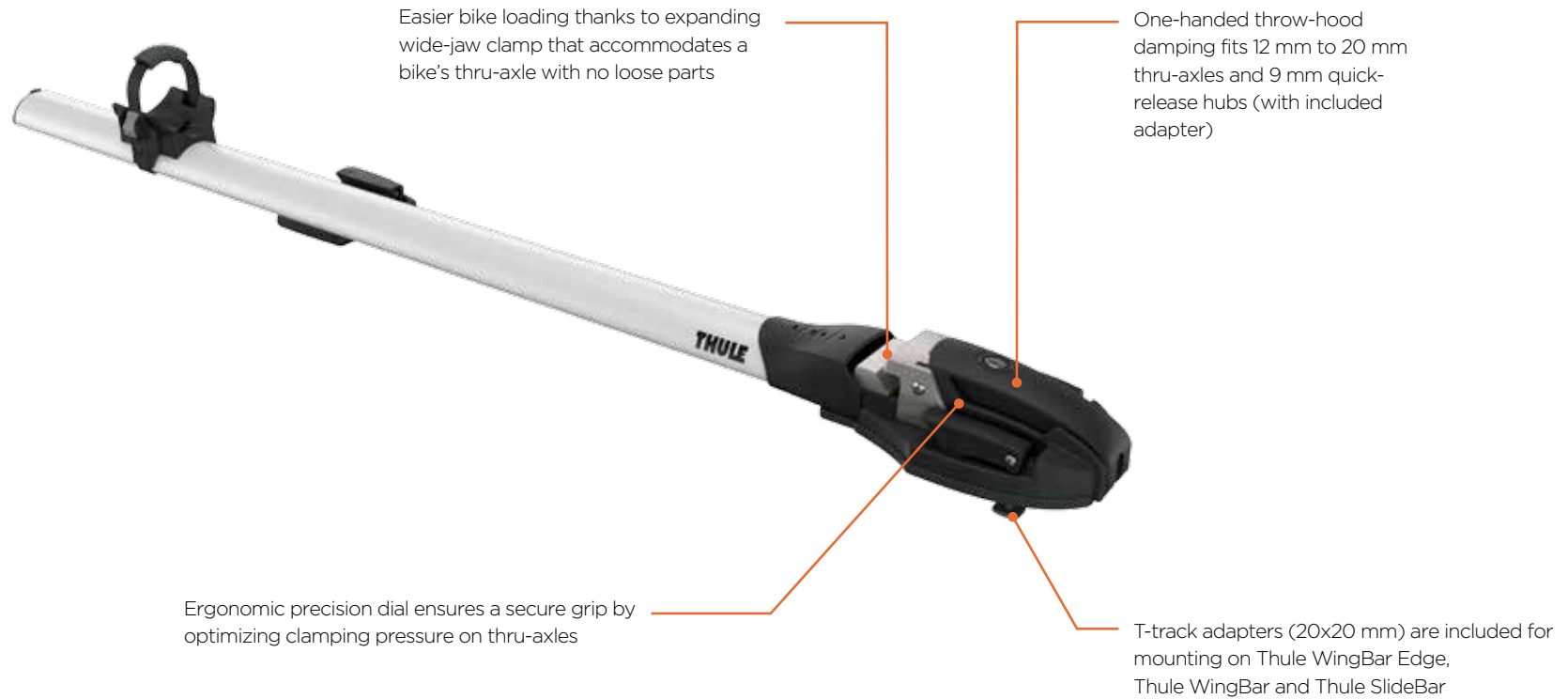


## Roof Mounted Bike Carriers

### Thule ThruRide

The fork mount carrier designed to fit thru-axles without extra adapters.

New



565  
Aluminium





## Roof Mounted Bike Carriers



561  
Aluminium

### Thule OutRide

The sleek, light and convenient fork mount bike carrier for the professional look and feel.

#### FEATURES

- Easily adjustable snap-on fastener for all types of forks.
- Also for bikes equipped with disc brakes and 20mm thru axles (adapter included).
- Quick-release strap for rear wheel (adjustable for different wheel sizes).
- The maximum allowed weight per bike is 17 kg.
- This carrier is pre-assembled, no tools are required.
- Lockable - bike to bike carrier, bike carrier to load carrier (locks included).
- T-track adapters (20x20mm) are included for mounting on Thule WingBar Edge, Thule WingBar and Thule SlideBar.
- Fulfills the City Crash norm.



532  
Silver Gray

### Thule FreeRide

The functional and easy to use bike carrier fulfilling all basic needs.

#### FEATURES

- Frame holder with quick-lock, fits most frame sizes up to 80 mm.
- Quick-release straps with wheel protection hold the wheels securely in place (adjustable for different wheel sizes).
- Lockable - bike to bike carrier, bike carrier to load carrier (locks included).
- The maximum allowed weight per bike is 17 kg.
- T-track adapters (20x20mm) are included for mounting on Thule WingBar Edge, Thule WingBar and Thule SlideBar.
- Fulfills the City Crash norm.



## Roof Mounted Bike Carriers Accessorys



### Thule Wheel Carrier

5452 - Carrier for the front wheel with regular axle or wheels with disc brakes.



### Thule Wheel Bag XL

563 - Specially designed, high-quality bag for the front wheel.



### Thule ThruRide 9 mm Adapter

5651 - 9mm quick release locking skewer accessory for Thule ThruRide to make the bike carrier lockable to bike.



### Thule 15 mm Thru-axle Adapter

5611 - An adapter for Thule OutRide to enable transport of bikes with 15mm thru axles.



### T-track Adapter

8891 - An adapter for fitting the Thule ProRide bike carrier directly into the t-track (30x24 mm) of some BMW and Renault original load bars.



### T-track Adapter

8892 - An adapter for fitting the Thule FreeRide bike carrier directly into the t-track (20x20 mm) of an aluminium load bar.



### T-track Adapter

8893 - An adapter for fitting the Thule FreeRide and Thule OutRide bike carriers directly into the t-track (30x24 mm) of some BMW and Renault original load bars.



### T-track Adapter

8894 - An adapter for fitting the Thule Sprint and Thule ThruRide bike carriers directly into the t-track (30x24 mm) of some BMW and Renault original load bars.



### Thule Carbon Frame Protector

984 - An adapter to enable safe transport of bikes with carbon frames (only to be used with Thule bike carriers with a torque limiter knob).



### Thule ProRide Fatbike Adapter

5981 - Upgrade kit for carrying fatbikes on the Thule ProRide 598 bike carrier (wheel size 3-5").



### Thule ProRide SquareBar Adapter

8895 - An around-the-bar adapter for fitting the Thule ProRide bike carrier on square bars or round aluminium load bars.



### Thule One-Key System

Replace all lock cylinders on your Thule products and use the same key for all.





## › Towbar Mounted Bike Carriers

## Towbar Mounted Bike Carriers - Line at-a-Glance



**Thule EasyFold**



932 - fits up to 2 bikes



**Thule EuroClassic G6**



928 - fits up to 3 bikes



929 - fits up to 4 bikes

New



**Thule VeloSpace**



918 - fits up to 2 bikes



**Thule VeloCompact**



925 - fits up to 2 bikes



927 - fits up to 4 bikes



**Thule EuroRide**



941 - fits up to 2 bikes



943 - fits up to 3 bikes



**Thule RideOn**



9502 - fits up to 2 bikes



9503 - fits up to 3 bikes



**Thule HangOn**



972/974 - fits up to 3 bikes



9708 - fits up to 4 bikes



**Thule Xpress**



970 - fits up to 2 bikes



## Towbar Mounted Bike Carriers

### Thule EasyFold

#### Setting a new standard in compact and foldable bike carriers

Thule EasyFold is a user-friendly bike carrier for all types of bikes, and is ideal for long journeys as well as for short trips. No bigger than a normal suitcase when folded, Thule EasyFold takes up very little space when stored in the car or at home. And with a load capacity of 60 kg, it easily carries all kinds of bikes including e-bikes and heavy mountain bikes.

Thule EasyFold has been developed with a focus on ease of use in every aspect. In a simple, two-step operation the bike carrier is mounted on the car's towbar, unfolds and is ready to use – all in a matter of seconds. When not in use, Thule EasyFold is neatly stored in the trunk of the car or at home.

#### Safely carries all types of bikes

Thule EasyFold is designed to carry all types of bikes. It has a load capacity of 2 x 30 kg, so even e-bikes and heavy mountain bikes can be transported. The design also allows for a spacious 22 cm gap between bikes and for long wheelbases – perfect for downhill mountain bikes.



Thule EasyFold 932



#### Add to your Thule EasyFold



##### Thule EasyFold Carrying Bag

9311 - Protecting you and your car from dirt when transporting and storing the Thule EasyFold bike carrier.



##### Thule Loading Ramp

9152 - Convenient removable ramp for easy loading and unloading of your bikes.




## Towbar Mounted Bike Carriers

### Thule EasyFold

The most convenient, fully foldable two-bike carrier for all types of bikes, including e-bikes and downhill mountain bikes.



932





## Towbar Mounted Bike Carriers

### Thule EuroClassic G6

#### Covering all your needs

The solid Thule EuroClassic G6 is Thule's most exclusive towbar-mounted bike carrier, offering stability, versatility, and ease of use. It safely carries bikes weighing up to 25 kg each, which includes lighter e-bikes/pedelecs, and is also ideal for bikes with a long wheelbase. With the addition of a bike adapter, Thule EuroClassic G6 can carry an extra bike, transforming the 3-bike version into a 4-bike carrier (or the 2-bike version into a 3-bike carrier).

#### Easy mounting and loading

Thule EuroClassic G6 is easy to handle, both when mounting the carrier to the car and when loading the bikes onto the carrier. The one-hand coupling requires minimal strength and ensures quick and hassle-free mounting on the towbar. Once the bikes are placed on the carrier, the frames are attached to adjustable holders and the wheels secured with straps to ensure safe transportation. When mounted, Thule EuroClassic G6 can be tilted to allow the rear door to open – even with the bikes on. Thanks to its wide tilt angle, you can also open very large rear doors.



Thule EasyFold 928

Thule EasyFold 929

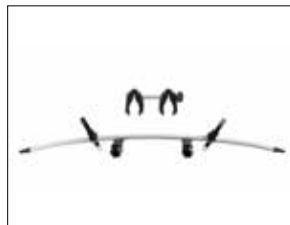


#### Add to your Thule EuroClassic G6



##### Thule EuroClassic G6 Bike Adapter

9281 - Increase the capacity of your Thule EuroClassic G6 928/929 carrier by one bike.



##### Thule Loading Ramp

9152 - Convenient removable ramp for easy loading and unloading of your bikes.



## Towbar Mounted Bike Carriers

### Thule EuroClassic G6

The top-of-the-range, full-size bike carrier with great flexibility and loading capacity.



Carrier lockable on tow bar and all bike positions lockable to carrier (locks included)

Detachable frame holders with Thule AcuTight torque limiter knobs that "click" when optimal torque is reached

Adjustable one hand coupling with low closing force for easy mounting of carrier

Pump buckles with long wheel straps for easy fastening of wheels

Large distance between wheel holders enabling transport of sturdy bikes with large wheel bases

Smart foot pedal tilt for easy trunk access even with bikes mounted



928



929





## Towbar Mounted Bike Carriers

### Thule VeloSpace

#### Bring your bike - any bike

With Thule VeloSpace, the truly all-round bike carrier has become reality. It has been developed especially for large and heavy bikes – such as e-bikes, fatbikes, and downhill mountain bikes – but works just as well for city bikes and children’s bikes. Thanks to the carrier’s high load capacity, extra-large distance between the bikes, extended aluminum wheel trays together with the flexible pump buckles and extra-long wheel straps, you can rest assured that Thule VeloSpace will be able to carry your bikes, no matter what kind you want to bring.



#### A bike carrier for everyone

Thule VeloSpace equals ease of use and convenience. This towbar mounted bike carrier requires minimal lifting to load and unload, making Thule VeloSpace the preferred choice for heavier bikes. And it is just as easy to mount and adjust the carrier on the car; as soon as the carrier is placed on the towbar, it stabilizes itself and can be positioned correctly. The bikes can be locked to the carrier, and the carrier can be locked to the car. You can always access the trunk of your car by tilting the carrier, even with your bikes mounted.

#### More than a great bike carrier

The versatility of Thule VeloSpace is emphasized by its range of value-adding accessories. A transportation wheel can be attached to the bike carrier to make it easier to transport to and from the car. A loading ramp is another clever accessory, letting you load and unload your bikes without effort and is neatly stored on the carrier when not in use. By adding the Thule BackSpace lightweight cargo box, your bike carrier will transform into an all-round carrier, using the bike carrier platform to fit a spacious and accessible cargo box.

Thule VeloSpace 918



#### Add to your Thule VeloSpace

##### Thule BackSpace



9171 - Lightweight, durable cargo box that fits onto the rear of the car, keeping all of your gear easily accessible.



#### Thule Transport Wheel

9173 - Convenient transportation wheel for the easiest transportation of Thule VeloSpace to and from the car.



#### Thule Loading Ramp XT

9172 - Convenient removable ramp for easy loading and unloading of your bikes on Thule VeloSpace (includes cradles for fixation to carrier).



## Towbar Mounted Bike Carriers

### Thule VeloSpace

The versatile bike carrier for all types of bikes – from e-bikes and fatbikes to small children’s bikes.

New





## Towbar Mounted Bike Carriers

### Thule VeloCompact



### Let's you bring the whole crew

The robust yet lightweight Thule VeloCompact bike carrier safely carries up to four bikes. It will be the ideal choice whether you want to transport road bikes or mountain bikes, or both. If you need to carry bikes with wider wheel bases, the extendable wheel holders make it easy to adjust the width. Once Thule VeloCompact is mounted and with bikes loaded, you still have access to your car's trunk thanks to the smart foot pedal tilt.

### Easy to use

This compact everyday bike carrier is a pleasure to mount and to load, and when folded it's small enough to fit in the trunk of most cars. Loading your bikes is easy and convenient thanks to the detachable bike arms. Thule VeloCompact 3(4) bike carrier is equipped with the next generation towbar coupling, making it easier than ever to mount the carrier on the car. Just place the carrier on the towbar and the self-stabilizing mechanism allows you to release the carrier and adjust it before finally securing it with the tightening handle. To carry four bikes, simply use the 4th bike adapter (optional accessory). Thule VeloCompact 2 bike carrier is easily lifted onto the towbar and locked into place.

Thule VeloCompact 925



Thule VeloCompact 927



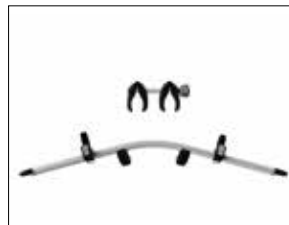
**automechanika**  
innovationaward

### Add to your Thule VeloCompact



#### Thule VeloCompact 4th bike adapter

9261 - Increase the capacity of your Thule VeloCompact 927 carrier by one bike.



#### Thule Loading Ramp

9152 - Convenient removable ramp for easy loading and unloading of your bikes.



## Towbar Mounted Bike Carriers

### Thule VeloCompact

The compact and lightweight bike carrier for everyday use, carrying up to four bikes.



🚲🚲  
925

🚲🚲🚲 + 🚲  
927





## Towbar Mounted Bike Carriers



🚲 🚲  
941

🚲 🚲 🚲  
943

### Thule EuroRide

The functional bike carrier fulfilling all basic needs

#### FEATURES

- Hand operated tilt for boot access even with bikes mounted.
- Quick-mounting handle attaches carrier to tow ball with only a few turns.
- Movable wheel holders with soft straps.
- Stable frame holders for bike frames (up to 70 mm).
- Carrier lockable on tow bar and bike positions lockable with accessory Thule Lockable Knob 526.



🚲 🚲  
9502

🚲 🚲 🚲  
9503

### Thule RideOn

The basic, tiltable bike carrier

#### FEATURES

- Hand operated tilt for boot access even with bikes mounted.
- Smart coupling, fits most tow bars.
- Bikes fixed in place with soft straps.
- Carrier lockable on tow bar with accessory Thule Lock 957.



## Towbar Mounted Bike Carriers



### Thule HangOn

The basic and easy to use bike carrier

#### FEATURES

- Strong coupling that needs no pre-adjustment for fixing.
- Soft, protective frame holders keep the bikes in place.
- Folds flat for easy storage and handling.
- Carrier lockable on tow bar with accessory Thule Lock 957.

රඹ් රඹ් රඹ්

972/974

රඹ් රඹ් රඹ් රඹ්

9708



### Thule Xpress

The basic, quick and easy to use bike carrier

#### FEATURES

- Soft, protective frame holders keep the bikes in place.
- Preamsembled with strap, and reflectors included for extra safety.
- Bikes are at convenient height from the ground.
- Folds flat for easy storage and handling.

රඹ් රඹ්

970





## Towbar Mounted Bike Carrier - Accessories



### Thule EuroClassic G6 Bike Adapter

9281 - Increase the capacity of your Thule EuroClassic G6 carrier by one bike.



### Thule BackSpace

9171 - Lightweight, durable cargo box that fits onto the Thule VeloSpace carrier at the rear of the car, keeping all of your gear easily accessible.



### Thule AcuTight Knob

528 - A torque limiter accessory for rear mounted bike carriers with frame holders - replacing the standard knob.



### Thule VeloCompact 4th Bike Adapter

9261 - Increase the capacity of your Thule VeloCompact 927 carrier by one bike.



### Thule Transport Wheel

9173 - Convenient transportation wheel for the easiest transportation of Thule VeloSpace to and from the car.



### Thule Lockable Knob

526/527 - An accessory for rear mounted bike carriers with frame holders, making these lockable (available as 2-pack and 4-pack).



### Thule Loading Ramp XT

9172 - Convenient removable ramp for easy loading and unloading of your bikes on Thule VeloSpace (includes cradles for fixation to carrier).



### Thule VeloCompact Spare Wheel Adapter

9241 - Adapter for fitting the Thule VeloCompact to cars with exterior spare wheel.



### Thule EasyFold Carrying Bag

9311 - Protecting you and your car from dirt when transporting and storing the Thule EasyFold bike carrier.



### Thule Loading Ramp

9152 - Convenient removable ramp for easy loading and unloading of your bikes. For Thule EasyFold, Thule EuroClassic G6 and Thule VeloCompact carrier).



### Thule Off-Road Adapter

9042 - Adapter for fitting the Thule EuroClassic G6 to cars with exterior spare wheels.



### Thule Bike Frame Adapter

982 - Frame adapter for easiest possible fitting of bikes with non-standard frames (e.g. ladies' bikes, BMXs, downhill bikes).

## Towbar Mounted Bike Carrier - Accessories



### Thule Bike Stacker

5781 - Organize your bikes at home in a smart way.



### Thule Wall Hanger

9771 - For functional storage of bikes and bike carriers.



### Thule Number Plate

9762 - A blank plate for fitting to the number plate holder of the bike carrier.



### Thule 3rd Brake Light

9904 - Accessory for cars when the load and bike carrier cover the car's 3rd brake light.



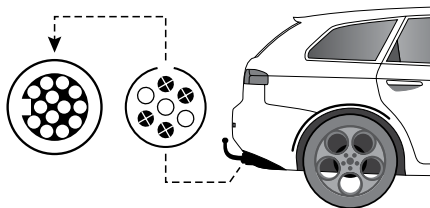
### Thule Light Board

976 - Substitutes the most important rear lights on your car (7-pin connector).



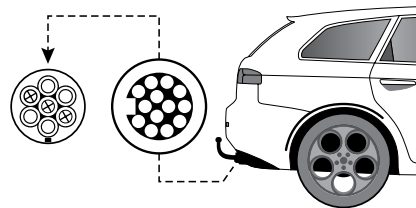
### Thule Lock

957 - For locking the Thule HangOn 972/974/9708 and Thule RideOn 9502/9503 bike carriers to the tow bar.



### Thule Adapter

9906 - Converts the car's 7-pin electrical outlet to a 13-pin.



### Thule Adapter

9907 - Converts the car's 13-pin electrical outlet to a 7-pin.



### Thule One-Key System

Replace all lock cylinders on your Thule products and use the same key for all.





## › Rear Door Mounted Bike Carrier

## Rear Door Mounted Bike Carrier - Line at-a-Glance



**Thule RaceWay**



991 - fits up to 2 bikes



992 - fits up to 3 bikes



**Thule BackPac**



973 - fits up to 4 bikes



**Thule ClipOn High**



9105/ 9106 - fits up to 2 bikes



**Thule ClipOn**



9103/9104 - fits up to 3 bikes



**Thule FreeWay**



968 - fits up to 3 bikes



## Rear Door Mounted Bike Carrier Thule RaceWay



### Simple, stable, and secure

Thule RaceWay is our easiest to use rear door-mounted bike carrier, safely carrying up to three bikes. Available as a two-bike and a three-bike version, it comes fully assembled, is easy to install, and offers a user-friendly and secure fit for virtually any bike. The narrow distance between the arms means that Thule RaceWay can accommodate most types of bikes, even those with smaller frames such as children's bikes. The bikes are supported by shock-absorbing cradles, and thanks to the patented No-Sway cages, any bike-to-bike and bike-to-vehicle contact is prevented. When Thule RaceWay is not in use, it folds flat and compact, with cables rolled-up into the carrier, and is neatly stored in the trunk of the car or at home.

### Perfect fit to your car

Regardless of car model, Thule RaceWay is very easy to install. The detailed instructions and the patented FitDial make it easy to get a perfect fit. Simply find the fit number corresponding to the car model in the user manual and adjust accordingly to get the correct angle. Using an innovative locking ratcheting cable system, and not the more commonly used nylon straps, the carrier is securely fastened to the car. Since cables don't stretch like straps, they are a more stable way of attaching the rack to the vehicle.




### Add to your Thule Guidepost



#### Thule Bike Frame Adapter

982 - Frame adapter for easiest possible fitting of bikes with non-standard frames (e.g. ladies' bikes, BMXs, downhill bikes).



## Rear Door Mounted Bike Carrier

### Thule RaceWay

Thule RaceWay is our strongest, most secure and easiest to use rear mounted bike carrier.

Sure-Tight ratcheting cables provide maximum fastening security to your vehicle

Patented FitDial guarantees a "perfect fit" to your vehicle

Molded rubber pads provide firm hold to vehicle and protect against scratches

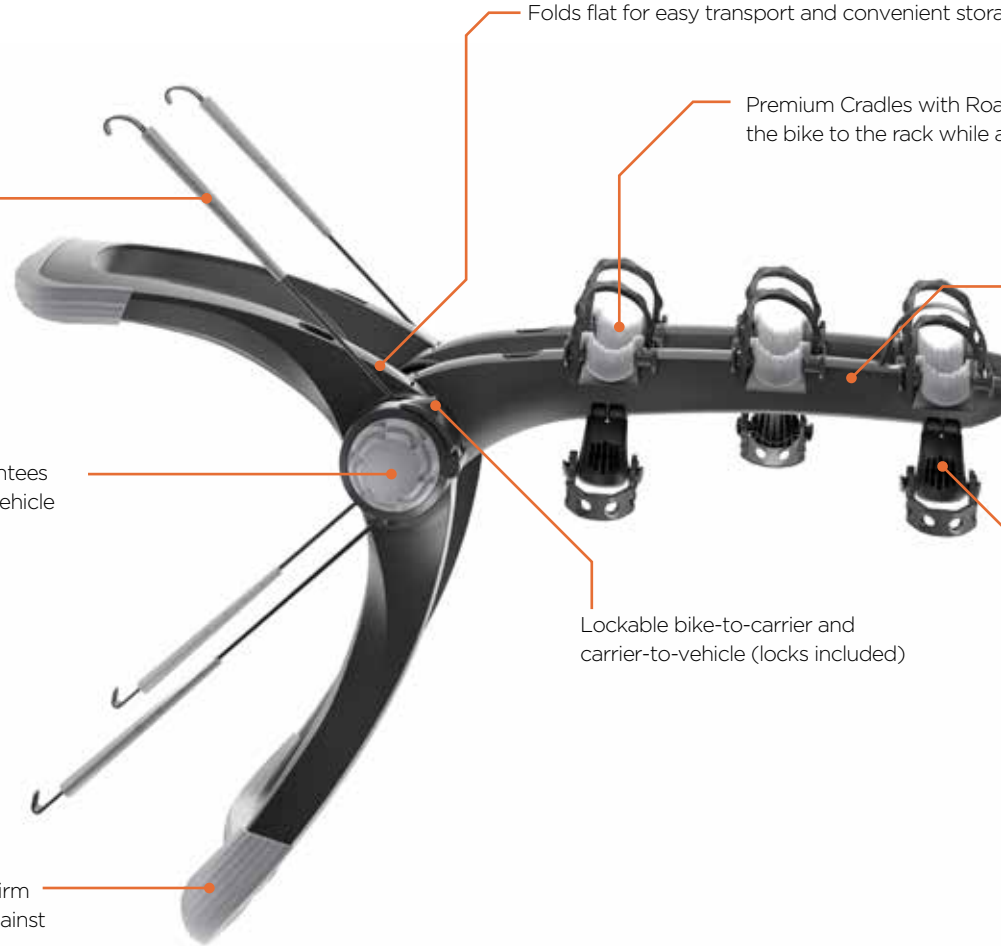
Folds flat for easy transport and convenient storage

Premium Cradles with Road Dampening Technology secure the bike to the rack while absorbing road shock

Narrow cradle arms hold a variety of bike frames including smaller children's bikes and fold when not in use

Lockable bike-to-carrier and carrier-to-vehicle (locks included)

Patented No-sway cages prevent bike-to-bike and bike-to-vehicle contact



991



992





## Rear Door Mounted Bike Carrier



### Thule BackPac

The high standard carrier with great flexibility designed for vans, minibuses and MPVs (for 2-4 bikes).

#### FEATURES

- Carries 2 bikes, 3 by adding Adapter 973-23 and 4 by adding Adapters 973-23 + 973-24.
- The raised position of the carrier keeps the rear lights and number plate visible.
- All parts in contact with the car and bikes are coated with rubber for extra protection.
- All bike frame holders are detachable for convenient mounting of bikes.

🚲🚲 + 🚲 + 🚲  
973



### Thule ClipOn High

The fast mounting and foldable bike carrier designed for station wagons and hatchbacks (for 2 bikes).

#### FEATURES

- The raised position of the carrier keeps the rear lights and number plate visible.
- All parts in contact with the car and bikes are coated with rubber for extra protection.
- All bike frame holders are detachable for convenient mounting of bikes.
- Easy to mount to the rear door with a unique snap-on system.

🚲🚲  
9105/ 9106



### Thule ClipOn

The snap-on bike carrier with smart features, perfect for station wagons and hatchbacks (for 3 bikes).

#### FEATURES

- All parts in contact with the car and bikes are coated with rubber for extra protection.
- Easy to mount to the rear door with a unique snap-on system.
- Quickly folds for easy storage.
- Possible to attach Thule Light board 976.

🚲🚲🚲  
9103/9104



### Thule FreeWay

The basic rear-door mounted three bike carrier designed for hatchbacks and sedans (for 3 bikes).

#### FEATURES

- All parts in contact with the car and bikes are coated with rubber for extra protection.
- Possible to attach Thule Light board 976.
- Use Thule Bike Frame Adapter 982 for fitting of bikes with non-standard frames (e.g. ladies' bikes, BMXs, downhill bikes).

🚲🚲🚲  
968



## Rear Door Mounted Bike Carrier - Accessories



### Thule Bike Stacker

5781 - Organize your bikes at home in a smart way.



### Thule Lockable Knob

526/527 - An accessory for rear mounted bike carriers with frame holders, making these lockable (available as 2-pack and 4-pack).



### Thule Bike Frame Adapter

982 - Frame adapter for easiest possible fitting of bikes with non-standard frames (e.g. ladies' bikes, BMXs, downhill bikes).



### Thule Light Board

976 - Substitutes the most important rear lights on your car (7-pin connector).



### Thule Wall Hanger

9771 - For functional storage of bikes and bike carriers.



### Thule BackPac Kit

Kit needed for perfect fit to the vehicle.



### Thule Lock

567 - For locking the Thule BackPac 973 bike carrier to the car.



### Thule One-Key System

Replace all lock cylinders on your Thule products and use the same key for all.















# Martin Flinta



*“To be a successful multisport athlete, it’s key to get the right equipment, in the right time, at the right place. That allows us to fully focus on our performance.”*



## **Adventure racer and Multisport athlete.**

Team Captain Thule Adventure Team

Nationality: Swedish

Family: Engaged and a 4 year old son

Sports: Adventure Racing and Multisport, are my main sports but I also compete in many other outdoor sports to stay fast and to make the training more fun! These include Xterra, Mountain bike and road cycling races, kayaking, Inline and trail running races too.

Best place on earth: Anywhere that I can be outside and do my main sports, kayaking, trail running and mountain biking. I love the outdoor sports lifestyle.

## **Martin’s Choice**

Thule Motion XXL







## › Boxes & Baskets



## › Boxes & Baskets

Leave nothing behind. A sleek, stylish Thule roof box gives you ultimate protection and security, carrying everything from outdoor gear and luggage to stuff for daily life. While for bulkier cargo, a Thule roof basket can be ideal.



### **Roof Boxes**

Living an active lifestyle, going on vacation or just in need of the extra space? Our wide range of roof boxes have something that fits every need.



### **Foldable Roof Boxes**

Easy to store. Easy to carry. Easy to load. Our foldable roof boxes makes life easier in all situations.



### **Carrier Baskets**

If you have a passion for adventure and a lifestyle to match, our reliable and stylish baskets give you space and flexibility, and generous load capacity.



### **Rear Mounted Cargo**

The easy access and flexible transport solution on the rear of the car. Our rear mounted cargo systems giving you extra loading space fitting your needs.





## › Roof Boxes

## Roof Boxes - Line at-a-Glance

### Thule Excellence XT



XL

#### Thule Excellence XT

218 x 94 x 40 cm - 470 L

6119T 6119B



### Thule Dynamic



M

#### Thule Dynamic M (800)

206 x 84 x 34 cm - 320 L

6128T 6128B



L

#### Thule Dynamic L (900)

235 x 94 x 35 cm - 430 L

6129T 6129B



### Thule Motion



SPORT

#### Thule Motion Sport (600)

190 x 67 x 42 cm - 320 L

6206S 6206B



M

#### Thule Motion M (200)

175 x 86 x 46 cm - 410 L

6202S 6202B



XL

#### Thule Motion XL (800)

205 x 84 x 45 cm - 460 L

6208S 6208B



XXL

#### Thule Motion XXL (900)

235 x 94 x 47 cm - 630 L

6209S 6209B



### Thule Touring




SPORT

#### Thule Touring Sport (600)

190 x 63 x 39 cm - 300 L

6346T 6346B



S

#### Thule Touring S (100)

139 x 90 x 40 cm - 330 L

6341T 6341B



M

#### Thule Touring M (200)

175 x 82 x 45 cm - 400 L

6342T 6342B




L

#### Thule Touring L (780)

196 x 78 x 43 cm - 420 L

6348T 6348B



XL

#### Thule Touring Alpine (700)

232 x 70 x 42 cm - 430 L

6348T 6348B





## Roof Boxes

### Thule Excellence XT



#### Bring all your gear safely and in style

Thule Excellence XT is designed to be the ultimate roof box. With exceptional packing volume and the ability to fit up to 8 pairs of skis, it's your ideal travel companion for any winter adventure.

Thanks to its low mounting profile, Thule Excellence XT is integrated with your car and is designed with advanced aerodynamics to optimize airflow. Giving you a smoother drive whether you're on a mountain road or a highway. This feature-rich roof box opens from both sides, secures your gear with a specially designed load net, and has an automatic box light to make loading and unloading easier in the dark.

#### The test winner

Thule Excellence XT is a rigid test winner, receiving awards from Auto Motor und Sport, Auto Zeitung, and Auto Strassenverkehr, amongst others.



Thule Excellence XT 9119B Black Glossy / Titan Metallic




Thule Excellence XT 9119T Titan Metallic / Black Glossy



## Roof Boxes

### Thule Excellence XT

The world's most exclusive roof box.



#### XL

- 6119B  
Black Glossy /  
Titan Metallic
- 6119T  
Titan Metallic /  
Black Glossy





## Roof Boxes



- M**
- 6128T Titan Glossy
  - 6128B Black Glossy
- L**
- 6129T Titan Glossy
  - 6129B Black

### Thule Dynamic

The most sporty, aerodynamic and sleek roof box

#### FEATURES

- Sporty, aerodynamically streamlined design with diffuser technology to optimize air flow around the box and a roof-hugging baseline to fit your car roof perfectly.
- Pre-installed Thule PowerClick quick-mount system with integrated torque indicator for fast and secure fitting using one hand only.
- Dual-Side opening with outside lid handles for convenient mounting, loading and unloading.
- Central locking system provides maximum safety. The grip-friendly Thule Comfort key can only be removed if all locking points are securely closed.
- Designed for having a forwarded position on the car roof, enabling full access to the trunk without interference with the roof box.



### Sport

- 6206B Black Glossy
- 6206S Silver Glossy

### M

- 6202B Black Glossy
- 6202S Silver Glossy

### XL

- 6208B Black Glossy
- 6208S Silver Glossy

### XXL

- 6209B Black Glossy
- 6209S Silver Glossy

### Thule Motion

The convenient and spacious roof box

#### FEATURES



- Optimized design for best space efficiency.
- Pre-installed Thule PowerClick quick-mount system with integrated torque indicator for fast and secure fitting using one hand only.
- Dual-Side opening with outside lid handles for convenient mounting, loading and unloading.
- Central locking system provides maximum safety. The grip-friendly Thule Comfort key can only be removed if all locking points are securely closed.
- Designed for having a forwarded position on the car roof, enabling full access to the trunk without interference with the roof box.





## Roof Boxes





### Sport

-  6346B  
Black Glossy
-  6346T  
Titan Aeroskin



### M

-  6342B  
Black Glossy
-  6342T  
Titan Aeroskin

### L

-  6348T  
Black Glossy
-  6348T  
Titan Aeroskin

### Alpine

-  6347B  
Black Glossy
-  6347T  
Titan Aeroskin

## Thule Touring

The functional roof box for all your needs

### FEATURES

- Exclusive black glossy lid colour or special aeroskin lid material texture with stylish look.
- Patented Thule FastClick quick-mount system with integrated torque indicator for simple, secure fixing.
- DualSide opening for convenient mounting, loading and unloading.
- Central locking system provides maximum safety. The grip-friendly Thule Comfort key can only be removed if all locking points are securely closed.



## Thule Flow

Dedicated ski box with aerodynamic design for the winter sport enthusiast

### FEATURES

- Optimized airflow around the box thanks to aero-dynamically streamlined design. Plus fits your car roof perfectly with a roof-hugging baseline
- Developed specifically to transport skis, poles, and snowboards, taking skis up to 210 cm
- Fast and secure fitting using one hand only due to pre-installed Power-Click quick-mount system with integrated torque indicator
- Convenient mounting, loading, and unloading with Dual-Side opening
- Central locking system provides maximum safety. The grip-friendly Thule Comfort key can only be removed if all locking points are securely closed
- Full access to the car's trunk without interference from the roof box thanks to the advanced position on the car roof

### Alpine


-  606  
Black Glossy



New



## Roof Box - Accessories



### Thule Box Ski Carrier Adapters

694X - For safe and protective transportation of your skis inside a roof box.



### Thule Box Light

6951 - For best visibility inside your Thule roof box.



### Thule Box Lid Covers

698X - Lid cover to protect the box from scratches and dust during storage.



### Thule GoPack bags

Special design bags to optimize space utilization in your roof box.



### Thule MultiLift

572 - The perfect way to store a roofbox. Works just as perfectly for kayaks and surfboards.



### Thule T-track Adapters

Fits roof box directly into the T-track of the load carrier bar.



### Thule One-Key System

Replace all lock cylinders on your Thule products and use the same key for all.



## ➤ Foldable Roof Boxes

### Foldable Roof Boxes

Thule Ranger 500



Thule Ranger 90



500

6035  
Silver/Black

90

6011  
Silver/Black

### Thule Ranger

Foldable roof box for easy storage.

#### THULE RANGER 500 FEATURE

- Perfect to transport skis with full scale space in use and foldable for requiring a minimum of storage space.
- Extension areas with zippers to adjust the loading space to the size of the load.
- Easy-Snap quick-mount system for fast and secure fitting.
- Made of waterproof material, with welded seams and a sealed zipper. Keeps dirt and water out and the load protected.
- Ski carriers for secure ski transport are included.

#### THULE RANGER 90 FEATURE

- Full scale luggage space when used and foldable to require minimal storage space - turns into a small package that fits in boot of the car.
- Made of waterproof material, with welded seams and a sealed zipper. Keeps dirt and water out and the load protected.
- Easy-Snap quick-mount system for fast and secure fitting.
- Special bag for storing the rolled-up box is included.







## › Carrier Baskets

### Carrier Baskets



**M**

823  
Aluminium

**L**

824  
Aluminium

### Thule Trail

The premium carrier basket with integrated functions.

#### FEATURES

- Exclusively designed in silver aluminium with black contrast elements.
- Integrated side consoles for greater security.
- Integrated T-tracks for seamlessly adding other Thule products, extends basket use.
- Non-slip rubber padding for loading long objects.
- Lockable to load carrier.
- Points of attachment adjustable to the load carrier in length.



## Carrier Baskets



859  
Black

### Thule Canyon

Ideal for transporting gear of all shapes and sizes, this is a roof basket with a robust yet stylish, lightweight steel tube design.

#### FEATURES

- Make the cargo area 51 cm longer by adding the Thule Canyon Extension 8591.
- Lockable with Thule One Key System.
- Stylish and functional low-profile design, with tapered side walls for easier loading and unloading.
- Wind fairing is included to help airflow over your cargo.
- Stabilize your cargo and carry more gear by adding the Thule Canyon Crossbars 8592.



## Carrier Baskets - Accessories



### Thule OutRide

561 - The sleek, light and convenient fork mount bike carrier for the professional look and feel.



### Thule K-Guard

840 - Faster, safer, easier - spend less time loading and unloading and more time in your kayak.



### Thule Canyon Crossbars

8592 - Allows you to attach additional equipment or stabilize your cargo.



### Thule Canyon Extension

8591 - Extends the cargo area by 20"/51cm in length.



### Thule Caravan

857 - Spacious bag to organize loading in Thule carrier basket.



### Thule One-Key System

Replace all lock cylinders on your Thule products and use the same key for all.





## › Rear Mounted Cargo

## Rear Mounted Cargo

New



9171  
Black

### Thule BackSpace

Lightweight, durable cargo box that fits onto the Thule VeloSpace carrier at the rear of the car, keeping all of your gear easily accessible.

#### FEATURES

- Easily fitted straight onto the Thule VeloSpace towbar-mounted bike carrier - no tools required.
- Premium cargo box, giving the car 300L of easily accessed, extra loading space. Perfect for two golf bags or a child stroller.
- Box sits low to the ground, making it easy to load and unload cargo.
- Easy trunk access since the box is fitted onto the tiltable Thule VeloSpace.
- Easy to store when not in use thanks to the lightweight and foldable structure.



### Thule EasyBase

The basic rear mounted cargo solution.

#### FEATURES

- Expand the platform with the hard-shell cargo box Thule BackUp 900 or the soft-shell Thule EasyBag 9484.
- Patented coupling fits all types of tow bars, and needs no adjustment.
- U-bar easily folds down for easy storage.
- Load capacity 45 kg.

949  
Black/Gray



### Thule BackUp

Easily accessible and spacious transport solution for rear of car.

900  
Black/Gray



### Thule EasyBag

Easily accessible and foldable transport solution for rear of car.

9484  
Black/Gray















# Matt Elsasser

THULE  
SYSTEMS  
CREW

*"The great part about surfing and kiting is they go together well and keep you on the water all day long. When there is no wind, we surf. When the surf is blown out, we kite. When perfect wind and waves align at the same time, that's when things get seriously fun!"*



**Winner of Go Epic with Thule and incredibly talented strapless kitesurfer**

Nationality: USA

Family: Mom, dad, twin brother, and sister that all kite!

Sports: Kitesurfing, and surfing.

Best place on earth: Wherever the wind is blowing and the waves are pumping!

**Matt's Choice**

Thule Board Shuttle







## › Water Sport Carriers

## › Water Sport Carriers

Head for the water. And stay out longer. Whether you've got a kayak, canoe, surfboard or wakeboard, loading and unloading is quick and easy with Thule's watersport carriers. Use our Buyer's Guide to find your perfect solution.



### **Kayak & Canoe Carriers**

Faster, safer and easier. Spend less time loading and unloading and more time on the water. Our carriers help you do the things you love.



### **Surf Board and SUP Carriers**

There are numerous ways to master the water but just a few ways to master the transportation safely and securely.





## › Kayak & Canoe Carriers

## Kayak & Canoe Carriers - Line at-a-Glance



**Thule Hullavator Pro**

898  
Aluminium



**Thule K-Guard**

840  
Aluminium



**Thule Hull-a-Port Pro**

837  
Silver Gray



**Thule Hull-a-Port**

8351  
Silver Gray



**Thule Hydroglide**

873  
Black



**Thule Kayak Carrier**

874  
Black



**Thule Portage**

819  
Black



**Thule Kayak Support**

5201  
Black



## Kayak & Canoe Carriers



### Thule Hullavator Pro

Get out on the water quickly and easily – even on your own. This lift-assist carrier for kayaks handles up to 18 kg of the weight for you.

#### FEATURES

- Load and unload your kayak on your own thanks to the gas-assist struts that lift and lower 18 kg of the kayak's weight.
- Load/unload and strap your kayak at waist height with the help of double extending arms that lower the kayak by up to 1 meter.
- Maximum protection for your kayak thanks to 8 touch points of padded support.
- Longer product life from the aluminum, double-coated steel construction that resists corrosion.

898  
Aluminium



### Thule K-Guard

Faster, safer, easier - spend less time loading and unloading and more time in your kayak.

#### FEATURES

- Very quick and easy to fit to the roof rack.
- Tilttable in a wide angle for easiest possible loading and unloading of the kayak.
- The rubber supports are designed for adapting to differently shaped kayaks, maintaining a good pressure distribution onto the kayak hull.
- The first-ever kayak carrier to be lockable both kayak to carrier (with lockable steel-core strap), and carrier to roof rack.

840  
Aluminium



### Thule Hull-a-Port Pro

The tilttable version of our most stable and space-saving kayak carrier.

#### FEATURES

- Folds down to the level of the load carrier when not in use, for improved aerodynamics.
- Stable, space-saving design thanks to the angled shape of the carrier.
- Wide mouth J-profile offers easier loading and unloading.
- Pads with thick felt layer to protect the hull of the kayak.

837  
Silver Gray



### Thule Hull-a-Port

This standard J-style cradle delivers superior carrying performance and protection with its 4-touchpoint adjustable padding and steel design.

#### FEATURES

- Stable, space-saving design thanks to the angled shape of the carrier.
- Wide mouth J-profile offers easier loading and unloading.
- Pads with thick felt layer to protect the hull of the kayak.
- Powerful straps keep the kayak firmly secured.

8351  
Silver Gray



## Kayak & Canoe Carriers



### Thule Hydroglide

A smart kayak carrier with built-in load assist.

#### FEATURES

- Felt-lined rear support for easy loading. Simply slide the kayak up onto the car roof.
- Four adjustable rubber pads keep the kayak stable and secure during transport.
- Powerful straps keep the kayak firmly secured.
- A rubber pad around the strap buckle protects the kayak and car from scratches during loading and transport.

873  
Black



### Thule Kayak Carrier

A functional kayak carrier that adapts perfectly to the hull of the kayak.

#### FEATURES

- Four adjustable rubber pads keep the kayak stable and secure during transport.
- Powerful straps keep the kayak firmly secured.
- A rubber pad around the strap buckle protects the kayak and car from scratches during loading and transport.
- Easy to mount on Thule SquareBars and bars with T-track (T-track adapter included).

874  
Black



### Thule Portage

Carry your canoe or kayak safely and securely, and spend maximum time out on the water with our easiest-loading canoe carrier.

#### FEATURES

- Universal Thule FlipFit bracket fits all Thule Rack Systems and most roof racks in the market.
- Durable gunwales with ramped sides provide easy loading.
- Cushioned weather-resistant base padding protects board during transit.
- Ratcheting Quick Draw tie-downs with carabineer attach easily and secure the canoe during transport.

819  
Black



### Thule Kayak Support

Basic space saving carrier for transport of all types of kayak.

#### FEATURES

- The kayak stackers can be folded flat when not in use.
- Sturdy straps keep the kayak firmly secured.

5201  
Black







## › Surf Board and SUP Carriers

## Surf Board and SUP Carriers - Line at-a-Glance



Thule SUP Taxi

810  
Aluminium/Black



Thule Board Shuttle

811  
Black/Gray



Thule Sailboard Carrier

533 Black      833 Black



Thule Wave Surf Carrier

832  
Black/Gray



Thule Multipurpose Carrier

855  
Black



## Surf Board and SUP Carriers



### Thule SUP Taxi

Premium looking Stand-Up Paddleboard (SUP) carrier with universal & safe mounting design.

#### FEATURES

- Exclusive, telescoping design delivers a custom fit for board widths from 700-860mm.
- Heavy-duty, steel reinforced webbing and spring loaded locking cam provide unsurpassed security for your boards.
- Integrated fixation strap for easy and convenient loading.
- Soft, weather resistant padding protects boards during transit.

810  
Aluminium/Black



### Thule Board Shuttle

Take your board with you wherever you go. This custom-width board carrier with built-in board protection fits almost all roof racks.

#### FEATURES

- A snug, custom fit for your board thanks to the telescoping design, for board widths 70-86 cm wide.
- Universal FlipFit bracket fits all Thule Rack Systems and most roof racks in the market.
- Dual loading design allows for transport of two boards with maximum stability.
- Cushioned weather-resistant base padding protects board during transit.

811  
Black/Gray



### Thule Sailboard Carrier

Classic Thule product used by windsurfers and surfers around the world.

#### FEATURES

- Carries one board and two masts.
- Protective pads are included with this product.
- Powerful straps keep the kayak firmly secured.
- 533 for use with Thule SquareBar and 833 for use with Thule WingBar Edge, Thule WingBar, Thule SlideBar, and Thule ProBar.

533  
Black

833  
Black



### Thule Wave Surf Carrier

The easiest way to transport up to two surfboards.

#### FEATURES

- The board sits in a soft, protected rubber cradle.
- Carries up to two boards.
- A rubber pad around the strap buckle protects the kayak and car from scratches during loading and transport.

832  
Black/Gray



## Surf Board and SUP Carriers



### Thule Multipurpose Carrier

A smart carrier for masts, paddles and oars.

#### FEATURES

- Flexible system for carrying paddles, oars, masts and other long items.
- Integrated cable locks to secure accessories.
- Equipment protection provided by integrated rubber cushion.
- Available in a set of two.

855  
Black



## Water Sport - Accessories



### Thule WaterSlide

839 - A technical mat that protects your vehicle while loading and unloading your Kayak/Canoe.



### Thule Strap Organiser

Gets your strap in order in no time. A sturdy strap is included in the product.



### Thule Windsurfing Pads

5603 - For cushioned support of your watersport craft during transport.



### Thule Lockable Strap

841 - The innovative lockable strap prevents theft of your kayak or other equipment you strap on to your roof rack.



### Thule Straps

Sturdy straps for safe transport (275cm, 400cm, 600cm).



### Thule QuickDraw

838 - Perfect to use as a bow and stern line.













**THULE**  
SINCE 1982

CREW

# Aline Bock

*“Being out in the nature, traveling to different places, meeting other people with the love for being outdoors, gives me energy and is simply a lot of fun. It refills my batteries and makes me smile at the end of the day.”*



**Snowboard Freeride World Champion and passionate surfer**

Nationality: German

Family: Single

Sports: Snowboarding, surfing

Best place on earth: Home is where your heart is and also where your friends are, Innsbruck/Austria, Überlingen/Germany

**Aline's Choice**

Thule SnowPack







## › Winter Sport Carriers

# Winter Sport Carriers

Bring your winter sport gear. And head straight for the snow. Thule ski carriers help you transport your skis and snowboards wherever you want to go – safely, securely and with room in the car to spare. If you prefer to transport your skis, boards and gear in a protective box, please explore our range of roof boxes from page 58.



## Roof Mounted Ski Carriers

Whatever the adventure – whatever you’re riding, our carriers get your boards and skis there safely. And our ski carriers are easy to mount, load and unload, in any weather.

## Roof Mounted Ski Carriers - Line at-a-Glance



### Thule SnowPack



7322  
Aluminium



7326  
Aluminium



7324  
Aluminium



### Thule Xtender



739  
Aluminium



### Thule SkiClick

(cross-country skis)

7291  
Black



## Roof Mounted Ski Carriers Thule SnowPack



### Don't let the ski carrier set the limits

With today's great variety of skis, a ski carrier needs to be flexible and able to hold all kinds of skis and boards, including wider ones and those with taller bindings. Thule SnowPack ski carrier is designed to do exactly that and to make sure you get to the slope safely and easily. If you need to transport skis with tall bindings, we've even included extension feet to raise the carrier for added roof clearance.

#### Low height

One of the slimmest roof top ski carriers in the world, the aerodynamically designed Thule SnowPack has an integrated vertical spring system that reduces the carrier height when unloaded. The overlapping soft rubber pads also help reduce height in the unloaded position.

#### Safety and protection

Your skis and snowboards are held securely without scratching the surfaces, thanks to the ultra-soft rubber arms. Skis and snowboards are locked to the carrier, and the carrier to the car, with Thule One-key system. Thule SnowPack has been rigorously tested by Thule Test Center, fulfills City Crash test norms, and is TÜV-approved.



## Roof Mounted Ski Carriers

### Thule SnowPack

Sleek, aerodynamic ski carrier for all types of skis and snowboards.

New

Safely carries thicker modern skis and snowboards, and reduces the carrier height when unloaded thanks to the integrated vertical spring system




Rooftop carrier designed to carry all types of skis and snowboards

Easy to open and close while wearing gloves via an oversized push button

Added roof clearance for skis with tall bindings thanks to included extension feet that raise the carrier

Holds skis and snowboards securely with ultra-soft rubber arms that grip without scratching the surfaces

Fits directly into the load bars' T-tracks via the integrated, tool-free mounting hardware (square bar mounting kit available as an accessory).



Winter Sport Carriers



## Roof Mounted Ski Carriers



### Thule Xtender

So smart that it even helps you to load your skis.

- With a simple hand action the carrier slides out for ease of loading and unloading.
- Raised design to keep high bindings from damaging the car roof.
- Extendable for easy loading and unloading, without having to stretch over the car roof.
- Extra large push buttons make it easy to open the ski carrier with gloves on.
- 60 cm loading space that holds up to six pairs of skis or four snowboards.



### Thule SkiClick

Smart and space-saving cross-country ski transporter.

- For safe, transport of cross-country skis.
- Innovative 3-in-one solution, a ski carrier with ski strap and wall storage functionality.
- Smart, space-saving design.
- Minimum wind drag for less fuel consumption.
- Safety lock.
- Attaches to walls and roof racks with a simple click.



## Roof Mounted Ski Carriers - Accessories



### Thule SkiClick Bag

7294 - Protects your bindings.



### Thule SkiClick Full Size Bag

7295 - Carry and protection bag for cross country skis.



### Thule SkiClick Wall Fixation

7293 - A storage accessory to Thule SkiClick 7291



### Thule SquareBar Adapter

8897 - An around-the-bar adapter for fitting the Thule SnowPack ski carrier on square bars.



### Thule One-Key System

Replace all lock cylinders on your Thule products and use the same key for all.



# › **Technical Specifications**

## Complete/All-in-one racks - Technical Specifications



Roof type	Fixpoint/Flush railing		Roof rails	
Name	Thule WingBar Edge	Thule WingBar Edge	Thule SmartRack	Thule SmartRack
SKU No	959X/959XB	958X/958XB	794/795	784/785
Load capacity (kg)	75	75	75	75
T-track (20x20 mm)	•	•	•	
Foot height (cm)	5.9	4.1	7.5	7.5
Locks included	•	•	Lockable with special tool	Lockable with special tool
Fitting kit needed	•			
TÜV approved	•	•	•	•
Fulfills City Crash norms	•	•	•	•
Miscellaneous		Fits railing sizes between 25-60 mm	Fits railing sizes between 18-50 mm	Fits railing sizes between 18-50 mm

## Racks/Load bars - Technical Specifications



Name	Thule WingBar	Thule SlideBar	Thule SquareBar	Thule ProBar
SKU No	96X	89X	76X	39x
Load capacity (kg)	100	90	100	100
T-track (20x20 mm)	•	•		•
TÜV approved	•	•	•	•
Fulfills City Crash norms	•	•	•	•

## Load Carrier Feet - Technical Specifications



Roof type	Normal roof	Fixpoints		Flush railings	Roof rails		Rain gutter
Name	Thule Rapid System	Thule Rapid System	Thule Rapid System	Thule Rapid System	Thule Rapid System	Thule Rapid System	Thule
SKU No	754	753	751	753	757	775	951/9512
Load capacity (kg)	75	100	100	75	100	100	100
Foot height (cm)	9.6	7.2	10.5	7.2	7.5	6.5	15
Locks included	•	•	•	•	•	•	Accessory 527
Fits Thule WingBar	•	•	•	•	•	•	9512
Fits Thule SlideBar	•	•	•	•	•	•	9512
Fits Thule SquareBar	•	•	•	•	•	•	•
Fits Thule ProBar	•	•	•	•	•	•	9512
Fitting kit needed	•	•	•	•			
TÜV approved	•	•	•	•	•	•	•
Fulfills City Crash norms	•	•	•	•	•	•	
Miscellaneous					Fits railing sizes between 22-55 mm	Fits railing sizes between 20-68 mm	Also available for cars with raised roof, foot packs 952/9522 and 953/9531



## Roof Mounted Bike Carriers - Technical Specifications



Name	Thule ProRide	Thule FreeRide	Thule Sprint	Thule ThruRide	Thule OutRide
SKU No	598	532	569	565	561
Load capacity (kg)	20	17	17	17	17
Product dimensions (L x W x H cm)	145 x 32 x 9	149 x 21 x 8	127 x 20 x 10	135 x 15 x 10	137 x 22 x 8
Product weight (kg)	4,2	3,5	4,1	2,7	2,5
Fits frame dimensions (mm)	Round frame 22-80 mm Oval frame max 80x100 mm	Round frame 22-70 mm Oval frame max 65x80 mm	All	All	All
Fits wheel dimensions	Up to 3" 3-5" with accessory 5981	Up to 3"	Up to 3"	Up to 3"	Up to 3"
Thru-axle compatible	All	All		12-20 mm	20 mm 15 mm with accessory 5611
Fits roof racks with 20x20mm T-tracks	•	•	•	•	•
Fits roof racks with 24x30mm T-tracks	with accessory 8891	with accessory 8893	with accessory 8894	with accessory 8894	with accessory 8893
Fits square bar roof racks	with accessory 8895	•			•
One Key System compatible	•	•	•	•	•
Lockable bike to carrier / carrier to vehicle	•	•	•	•	•
TÜV approved	•	•	•	•	•
Fulfills City Crash norms	•	•	•	•	•

## Towbar Mounted Bike Carriers - Technical Specifications



Name	Thule EasyFold		Thule EuroClassic G6		Thule VeloSpace		Thule VeloCompact		Thule EuroRide		Thule RideOn	
<b>SKU No</b>	<b>932</b>	<b>928</b>	<b>929</b>	<b>918</b>	<b>925</b>	<b>927</b>	<b>941</b>	<b>943</b>	<b>9502</b>	<b>9503</b>		
<b>Max number of bikes</b>	2	2 (3 with accessory 9281)	3 (4 with accessory 9281)	2	2	3 (4 with accessory 9261)	2	3	2	3		
<b>Load capacity (kg)</b>	60	51	60	60	46	60	36	45	30	45		
<b>Max bike weight (kg)</b>	30	25	25	30	25	25	20	20	15	15		
<b>Product dimensions (L x W x H cm)</b>	61 x 124 x 66 (61 x 32 x 68 folded)	45 x 139 x 84 (76 x 139 x 33 bike frame folded)	63 x 139 x 84 (76 x 139 x 30 bike frame folded)	67 x 134 x 81 (75 x 134 x 28 bike frame folded)	56 x 130 x 76 (66 x 106 x 30 bike frame folded)	74 x 126 x 80 (74 x 103 x 35 bike frame folded)	58 x 105 x 75 (67 x 105 x 25 bike frame folded)	75 x 105 x 75 (75 x 105 x 25 bike frame folded)	57 x 106 x 70 (57 x 106 x 25 bike frame folded)	77 x 106 x 70 (77 x 106 x 25 bike frame folded)		
<b>Product weight (kg)</b>	16,9	17,6	20,7	18,4	14,1	18,9	14	17	9	12		
<b>Fits frame dimensions (mm)</b>	20-80	20-80	20-80	20-80	20-80	20-80	20-70	20-70	All	All		
<b>Detachable frame holders</b>	•	•	•	•	•	•						
<b>Wheel distance (cm)</b>	22	22	19	25	19	19	17	17	19	19		
<b>Wheel mounting on adjustable holders</b>	Pump buckles	Pump buckles		Pump buckles	Pump buckles		Adjustable straps		Adjustable straps			
<b>Tilt function, with bikes</b>	Foot pedal	Foot pedal		Foot pedal	Foot pedal		Hand operated		Hand operated			
<b>Loading ramp</b>	with accessory 9152	with accessory 9152		with accessory 9172	with accessory 9152							
<b>Fits cars with exterior spare tyre</b>		with accessory 9042			with accessory 9241							
<b>Rear lights</b>	•	•	•	•	•	•	•	•	•	•		•
<b>Power connector</b>	7-pin (13-pin with adapter 9907)	13-pin (7-pin with adapter 9906)		7-pin (13-pin with adapter 9907)	7-pin (13-pin with adapter 9907)		7-pin (13-pin with adapter 9907)		7-pin (13-pin with adapter 9907)			
<b>One Key System compatible</b>	•	•	•	•	•	•	•	•				
<b>Lockable bike to carrier</b>	•	•	•	•	•	•	with accessory 526/527/528		with accessory 538			
<b>Lockable carrier to vehicle</b>	•	•	•	•	•	•	•	•	with accessory 957			
<b>TÜV/EuroBe approved</b>		•	•									
<b>Fulfills City Crash norms</b>	•	•	•	•	•	•	•	•	•	•		•



## Towbar Mounted Bike Carriers - Technical Specifications



Name	Thule HangOn			Thule Xpress
SKU No	972	974	9708	970
Max number of bikes	3	3	4	2
Load capacity (kg)	45	45	60	30
Max bike weight (kg)	15	15	15	15
Product dimensions (L x W x H cm)	55 x 48 x 77 (16 x 48 x 81 folded)	54 x 47 x 76 (20 x 47 x 81 folded)	64 x 47 x 90 (32 x 43 x 84 folded)	35 x 52 x 74 (14 x 52 x 72 folded)
Product weight (kg)	7,2	7,2	10,3	4,3
Fits frame dimensions (mm)	All sizes down to 20" junior bikes			All sizes down to 20" junior bikes
Tilt function, without bikes	Hand operated		Hand operated	
Rear lights	with accessory 976			with accessory 976
Lockable bike to carrier	with accessory 538			with accessory 538
Lockable carrier to vehicle	with accessory 957			with padlock
TÜV/EuroBe approved				
Fulfills City Crash norms	•	•	•	•

## Rear Door Mounted Bike Carrier - Technical Specifications



Name	Thule RaceWay		Thule BackPac	Thule ClipOn High		Thule ClipOn		Thule FreeWay
SKU No	991	992	973	9105	9106	9103	9104	968
Max number of bikes	2	3	2 (3 with adapter 973-23, 4 with 973-23 + 973-24)	2	2	3	3	3
Load capacity (kg)	30	45	60	30	30	45	45	45
Max bike weight (kg)	15	15	15	15	15	15	15	15
Product dimensions (L x W x H cm)	72 x 61 x 100 (20 x 61 x 58 folded)	87 x 61 x 100 (21 x 61 x 67 folded)	75 x 141 x 154 (45 x 97 x 154 folded)	63 x 144 x 97 (24 x 97 x 116 folded)	69 x 143 x 112 (24 x 97 x 126 folded)	77 x 57 x 97 (17 x 57 x 106 folded)	82 x 57 x 116 (18 x 57 x 117 folded)	82 x 56 x 78 (21 x 56 x 113 folded)
Product weight (kg)	10	10,6	15	11,5	12,5	6,1	7,1	5,1
Fits frame dimensions (mm)	All		22-80	22-80	22-80	All		All
Detachable frame holders			•	•	•			
Fits wheel dimensions	All		Up to 3"	Up to 3"		All		All
One Key System compatible	•	•	•	•	•			
Lockable bike to carrier	•	•	•	•	•	with accessory 538		with accessory 538
Lockable carrier to vehicle	•	•	with accessory 567					
Boot access with carrier mounted	•	•	•	•	•	•	•	•
Fulfills City Crash norms	•	•	•	•	•	•	•	•



## Roof Boxes - Technical Specifications



Name	Thule Excellence XT	Thule Dynamic L	Thule Dynamic M	Thule Motion XXL	Thule Motion XL	Thule Motion Sport	Thule Motion M	Thule Touring Alpine	Thule Touring L	Thule Touring M	Thule Touring S	Thule Touring Sport
<b>SKU No</b>	<b>6119B</b>	<b>6129B</b>	<b>6128B</b>	<b>6209B</b>	<b>6208B</b>	<b>6206B</b>	<b>6202B</b>	<b>6347T</b>	<b>6348B</b>	<b>6342B</b>	<b>6341B</b>	<b>6346B</b>
<b>Colour</b>	Black Glossy/Titan Metallic <b>6119T</b> Titan Metallic/Black Glossy	Black <b>6129T</b> Titan Glossy	Black Glossy <b>6128T</b> Titan Glossy	Black Glossy <b>6209S</b> Silver Glossy	Black Glossy <b>6208S</b> Silver Glossy	Black Glossy <b>6206S</b> Silver Glossy	Black Glossy <b>6202S</b> Silver Glossy	Black Glossy <b>6347T</b> Titan Aeroskin	Black Glossy <b>6348T</b> Titan Aeroskin	Black Glossy <b>6342T</b> Titan Aeroskin	Glossy Black <b>6341T</b> Titan aeroskin	Black Glossy <b>6346T</b> Titan Aeroskin
<b>Volume (l)</b>	470	430	320	630	460	320	410	430	420	400	330	300
<b>Product dimensions (L x W x H cm)</b>	218 x 94 x 40	235 x 94 x 35	206 x 84 x 34	235 x 94 x 47	205 x 84 x 45	190 x 67 x 42	175 x 86 x 46	232 x 70 x 42	196 x 78 x 43	175 x 82 x 45	139 x 90 x 40	190 x 63 x 39
<b>Load capacity (kg)</b>	75	75	75	75	75	75	75	50	50	50	50	50
<b>Product weight (kg)</b>	28	22	18	24	19	14	16	15	15	13	12	12
<b>Mounting system</b>	Power-Click	Power-Click		Power-Click				FastClick				
<b>Box opening</b>	Dual-Side	Dual-Side		Dual-Side				Dual-Side				Single-Side
<b>Central lock</b>	•	•	•	•	•	•	•	•	•	•	•	•
<b>Load capacity Skis</b>	6-8	6-8	5-7	6-8	5-7	4-6	5-7	4-6	5-7	5-7		4-6
<b>Load capacity Snowboards</b>	4-6	5-6	4-5	5-6	4-5	3-4	4-5	4-5	4-5	4-5		3-4
<b>Max length of skis (cm)</b>	200	205	180	220	190	175	155	220	180	155		175
<b>Ski carrier</b>	Yes, with 6949	Yes, with 6949	Yes, with 6948	Yes, with 6949	Yes, with 6948	Yes, with 6946	Yes, with 6948	Yes, with 6974	Yes, with 6948	Yes, with 6948		Yes, with 6946
<b>Fits Thule WingBar</b>	•	•	•	•	•	•	•	•	•	•	•	•
<b>Fits Thule SlideBar</b>	Yes, with 6975	Yes, with 6975		Yes, with 6975				Yes, with 6974				
<b>Fits Thule SquareBar</b>	•	•	•	•	•	•	•	•	•	•	•	•
<b>TÜV/GS approved</b>	•	•	•	•	•	•	•	•	•	•	•	•
<b>Fulfils City Crash norm</b>	•	•	•	•	•	•	•	•	•	•	•	•

\*Estimated specifications

## Roof Boxes - Technical Specifications



Name	Thule Ranger 500	Thule Ranger 90
SKU No	6035	6035
Colour	Black/Silver	Black/Silver
Volume (l)	260	260
Product dimensions (L x W x H cm)	190 x 50 x 30	110 x 80 x 40
Load capacity (kg)	50	50
Product weight (kg)	11	11
Mounting system	Easy-Snap	Easy-Snap
Box opening	Single-Side	Single-Side
Foldable for easy storage	•	•
Central lock	•	•
Load capacity Skis	3-4	3-4
Load capacity Snowboards	2-3	2-3
Max length of skis (cm)	185	185
Ski carrier	•	•
Fits Thule WingBar	•	•
Fits Thule SlideBar	Yes, with 697-1	Yes, with 697-1
Fits Thule SquareBar	•	•
TÜV/GS approved	•	•
Fulfils City Crash norm	•	•
Miscellaneous		

## Carrier baskets - Technical Specifications



Name	Thule Trail		Thule Canyon
SKU No	823	824	859
Product dimensions (L x W x H cm)	135 x 90 x 18	160 x 100 x 18	127 x 104 x 15
Locks included	•	•	
Fits Thule WingBar	•	•	•
Fits Thule SlideBar	•	•	•
Fits Thule SquareBar	•	•	•
TÜV/GS approved	•	•	•
Fulfils City Crash norms	•	•	•
Miscellaneous	Points of attachment adjustable to the load carrier in length.		Points of attachment adjustable to the load carrier in length

## Rear Mounted Cargo - Technical Specifications



Name	Thule BackSpace	Thule EasyBase	Thule BackUp	Thule EasyBag
SKU No	9171	949	900	9484
Volume (l)	300		420	315
Product dimensions (L x W x H cm)	137 x 46,5 x 68 (137 x 46,5 x 23,5 folded)	120 x 60 x 78	147 x 57 x 70	110 x 55 x 53
Load capacity (kg)	50	45	50	
Product weight (kg)	9	15	14	4
TÜV approved	•		•	•
Fulfils City Crash norms	•	•	•	•
Rear lights		•		
Power connector		7-pin (13-pin with adapter 9907)		
Miscellaneous	Easily fitted straight onto the Thule VeloSpace towbar-mounted bike carrier	Rear lights. Locks carrier to car with accessory 957.	Rear opening. Mounting system 80 mm U-bolt. Colour grey.	Straps included. Taped seams and sealed zipper with integrated lock.



## Water sport carriers - Technical Specifications



Name	Thule Hullavator Pro	Thule K-Guard	Thule Hull-a-Port Pro	Thule Hull-a-Port	Thule Hydroglide	Thule Kayak Carrier	Thule Kayak Support
SKU No	898	840	837	835-1	873	874	520-1
Main load type	Kayak	Kayak	Kayak	Kayak	Kayak	Kayak	Kayak
Load capacity	1 kayak (max 35 kg)	1 kayak (max 45 kg)	1 kayak (max 45 kg)	1 kayak (max 45 kg)	1 kayak (max 25 kg)	1 kayak (max 25 kg)	2 kayaks (max 50 kg)
Length of strap (cm)	2x440	2x400	2x275	2x275	2x400	2x400	2x275
Rubber protection for buckle	•	•	•	•	•	•	
Fits other crafts		Surfboard or small boat			Surfboard or small boat	Surfboard or small boat	Surfboard or small boat
Lock	•	•	Accessory 841 or 538	Accessory 841 or 538	Accessory 841 or 538	Accessory 841 or 538	Accessory 841
Fits Thule WingBar, SlideBar & ProBar	Only Thule ProBar	•	• <sup>1</sup>	• <sup>1</sup>	•	•	•
Fits Thule SquareBar		•	•	•	•	•	•
Fulfills City Crash norms	•	•	•	•	•	•	•



Name	Thule Portage	Thule Sup Taxi	Thule Board Shuttle	Thule Wave Surf Carrier	Thule Sailboard carrier	
SKU No	819	810	811	832	533	833
Main load type	Canoe	SUP/Surf board	SUP/Surf board	Surf board	Sailboard and mast	
Load capacity	1 canoe (max 45 kg)	2 boards (max 25 kg)	2 boards (max 50 kg)	2 surf boards (max 25 kg)	2 sailboards (max 25 kg) + 2 masts (max 6 kg)	
Length of strap (cm)	2x440		2x440	2x180	2x275	2x275
Rubber protection for buckle	•		•	•	•	•
Fits all mast dimensions					•	•
Fits other crafts	Small boat	Fits all types of boards	Fits all types of boards		Surfboards	
Lock	Accessory 841 or 538	•	Accessory 841 or 538	Accessory 841 or 538	Accessory 841 or 538	
Fits Thule WingBar, SlideBar & ProBar	• <sup>3</sup>	• <sup>2</sup>	• <sup>3</sup>	•		•
Fits Thule SquareBar	•	•	•	•	•	
Fulfills City Crash norms	•	•	•	•	•	•

<sup>1</sup> Fits around the bars and in T-track slot for Thule SlideBar with adapter 881.

<sup>2</sup> Fits around the bars, not compatible with Thule SlideBar.

<sup>3</sup> Fits in T-track slot for Thule WingBar, Thule SlideBar and Thule ProBar with adapter 882.

## Roof Mounted Ski Carriers - Technical Specifications



Name	Thule Xtender		Thule SnowPack		Thule SkiClick
SKU No	739	7322	7324	7326	7291
Load capacity (kg)	42	14	28	42	7
Load capacity Skis	Up to 6 pair	Up to 2 pair	Up to 4 pair	Up to 6 pair	1 pair (cross country)
Load capacity Snowboards	Up to 4 boards	1 board	Up to 2 boards	Up to 3 boards	
Product dimensions (L x W x H cm)	77 x 6 x 13	37 x 7 x 10	62 x 7 x 10	87 x 7 x 10	11 x 9 x 9
Product weight (kg)	4,3	2,8	3,8	4,8	0,4
Loading width (cm)	60	25	50	75	
Extra large push-button	•	•	•	•	
Room for High Bindings		•	•	•	
Fits roof racks with 20x20mm T-tracks	•	•	•	•	•
Fits square bar roof racks	•	with accessory 8897			•
One Key System compatible	•	•	•	•	
Lockable skis to carrier / carrier to vehicle	•	•	•	•	•
TÜV approved	•	•	•	•	
Fulfills City Crash norms	•	•	•	•	•



## › **Bring your life**

Thule was established in Sweden in 1942. And ever since then, we've made it our business to bring you closer to the world and your passion for life. We are an international group of people united by our own passion for helping active families and outdoor enthusiasts.

Thule helps you transport anything you care for safely, easily and in style so that you are free to live your active life. We believe in the value of an active life – whether you're in the city or the great outdoors. For our own health and happiness as human beings, and ultimately for the respect and care we then give to the world around us.

Whatever your passion, whatever your pursuit. Wherever you're going, whatever you're bringing. With Thule, you're free to live your active life to the full.

[Learn more about roof racks and cargo carriers we have.](#)