

2018

STAINLESS
WORKS 

Performance Exhaust & Headers

CATALOG

summer



NEW
IN THIS ISSUE

F150 SVT Lightning - See Page 41

F250/350 Super Duty - See Page 42

2018 Mustang GT - See Page 46

2018 Trackhawk - See Page 56

Performance Headers & Exhausts

CHEVROLET



Proudly

**MADE IN
THE USA**

STAINLESS
WORKS

TABLE of CONTENTS

LIFETIME WARRANTY 4

HEADERS & EXHAUSTS 5

CADILLAC 6

CTS-V 6-7

CHEVY/GMC 8

C/K TRUCK 8

CAMARO 9-17

CHEVELLE (EL CAMINO / MONTE CARLO) 18

CORVETTE 19-23

NOVA 24

S10 / BLAZER 25

SS 26

SSR 27

SILVERADO (SIERRA) 28-31

TAHOE/YUKON 32

TRAILBLAZER 33

DODGE 34

CHALLENGER 34-36

CHARGER / 300C / MAGNUM 37

RAM 38

FORD 39

CROWN VIC 39

F-150 40-41

F-250 42

F-150 RAPTOR 42-44

FOCUS RS / ST 45

MUSTANG 46-51

SHELBY GT350 52

SHELBY GT500 52-53

TAURUS SHO 54

THUNDERBIRD 55

JEEP 56

GRAND CHEROKEE 56

WRANGLER 57-58

MERCURY 59

GRAND MARQUIS 59

MARAUDER 59

PLYMOUTH 60

PROWLER 60

PONTIAC 60

FIREBIRD 60

G8 61

GTO 61

RACING & DRAG HEADERS 62

TIPS 64

MUFFLERS 66

BUILD COMPONENTS 68

ZOOMIES 68

HEADER BUILDER KITS 68

ROD BUILDER EXHAUST KITS 68

TUBING & TRANSITIONS 68

X-PIPES 68

BENDS 69

COLLECTORS & ADAPTERS 70

CATALYTIC CONVERTERS 70

FLANGES 71

HANGERS, CLAMPS & MORE 72

TRICK / UNIVERSAL HANGERS 72

FLEX JOINTS 72

O2 BUNGS / PLUGS 72

CLAMPS / GROMMETS 73

HEAD-HEADERS MAN-CAVE ESSENTIALS 74

TRAILER ACCESSORIES 74

MUD BOAT MUFFLER 75

SW APPAREL & SW ARMY GEAR 75

HEADERS & EXHAUSTS

Our USA made custom-built, stainless steel headers and exhausts are the best for improving your vehicle's performance, sound and mileage. We offer an array of high-end performance options to help you unleash more torque, horse-power and get the sound your vehicle has been wanting! From simple Factory Connect exhausts, to our "True-Dual" Performance Connect custom-fit systems, Stainless Works is unparalleled.



LIFETIME WARRANTY

The **Stainless Works Limited Lifetime Warranty** is provided for automotive header and exhaust products made from 304 Stainless Steel which are designed and developed by the Stainless Works Engineering Group and manufactured by Stainless Works. The warranty covers material corrosion rust through and workmanship under normal usage by our customers. This warranty is extended to the original purchaser of the product sold directly through Stainless Works or an approved dealer.

Warranty Claims shall be made by first contacting the Stainless Works Sales office and obtaining a Return Goods Authorization (RGA) number, before returning any item. You must provide a copy of the invoice or other proof of purchase that you purchased the product from Stainless Works or one of our approved dealers.

HEADER ADVISORY

Installation of headers may affect vehicle warranty and emissions controls. Please check with dealer and proper agencies before installing. Stainless Works does not ship any items affecting motor vehicle emissions to any address in California, including headers, downpipes, catalytic converters or offroad pipes.


EXCLUSIONS TO THIS WARRANTY INCLUDE:

- Products designed by others including product where any material type, thickness, product shape, brackets, hangers, etc. are defined by anyone other than Stainless Works.
- Racing applications of any kind
- Damage resulting from abuse including backfire, excessive heat or unusual corrosive conditions
- Products made from Aluminized Steel, Mild Steel, etc. (not Stainless Steel)
- Moving parts, such as Active Exhaust Valves, are warranted for 3 Years.

2-YEAR LIMITED WARRANTY ON THE FOLLOWING PRODUCTS:

- Catalytic Converters
- Stainless Power: Affordable Performance Product Line

FACTORY CONNECT VS PERFORMANCE CONNECT



⤴ Some factory truck systems utilize a Y-pipe, which limit us to using a Y-pipe when developing our "Factory Connect" system options.

⤴ Our "Performance Connect" systems allow us to break free from that restriction and create a true-dual performance experience!

Stainless Works is different than our competitors in that we offer a variety of designs and options for each vehicle. One aspect that sets us apart is our various connection points. We not only offer the OEM "Factory Connect" option, which mates to a factory connection point, but we also offer "Performance Connect" options for many models. Factory Connect means our product fits to either OEM Manifolds or fits to factory exhaust components.

"Performance Connect" was developed to help vehicles gain more performance than the standard factory connection point allows, and "Performance Connect" systems require the installation of both Stainless Works headers or downpipe and exhaust to fit properly and gain the full performance benefit.

FEATURES OF PERFORMANCE CONNECT:

True-Dual Performance - Many vehicle factory systems use a Y-Pipe, in which case our "Performance Connect" systems will use an X-Pipe, making it a "True-Dual" system.

Consistent Diameter - Often times connecting to a factory system often requires swaging or necking-down the diameter to fit (for example: 3" inch down to 2-1/2"), our "Performance Connect" systems maintain a consistent diameter larger than OEM, which increases flow and power.



⤵ Our "Performance Connect" systems allow us to maintain a consistent and larger diameter than the stock exhaust.

Headers & Exhausts Features

- 304L Stainless Steel Construction (For some classic model systems we offer both 304 stainless and aluminized steel options)
- Fully TIG-Welded + CNC Mandrel Bends For Extreme Flow
- Durable Extra-Thick 3/8" Laser-Cut Flanges
- Install-Ready: All late model systems (from 1988) include Clamps, Hangers and Hardware for easy installation
- All headers systems include O2 extensions, Header Bolts and RTV Silicone
- Long-Tube V8 headers include Integrated Merge Spike which promotes scavenging and improves sound
- Lifetime Guarantee On Material And Workmanship
- Designed & Made by Stainless Works in the USA

Thermal Coating

All our headers and exhausts are mill finish, unless specified (though all systems tips are polished finish), but you can add thermal coating to any system.

EFFECT	SKU
Headers Thermal Coating	THERMALCOAT
Exhaust Thermal Coating	

CADILLAC

CTS-V

2016-18 Sedan

Designed and made in the USA: Our CTS-V system is TIG welded with premium 304 stainless steel, and available with a variety of options. Our 3" exhaust comes with 4" dia. polished double-wall, slash-cut conical tips which exit in the factory location. Our headers are designed with 3" leads and an X-pipe crossover to get the most performance from your car.

Factory Connect Products *Easily Fits To Factory Connection Point*

PRODUCT	CONNECTION	PART #	MUFFLER	DUAL MODE	TIPS	EXHAUST/LEADS SIZE	EMISSIONS	PRIMARY SIZE	CROSSOVER
Headers	Fact/Perf	CTSV16HCAT	–	–	–	3"	High Flow Cats	2"	X-Pipe
Headers	Fact/Perf	CTSV16HOR	–	–	–	3"	Off-Road Pipes	2"	X-Pipe
Catback	Factory	CTSV16CB	Turbo S-Tube	Valve Included	4	3"	–	–	X-Pipe
Axleback	Factory	CTSV16MKS-FC	Turbo	Valve Included	4	3"	–	–	–

Performance Connect Products *Engineered To Connect For Maximum Performance*

PRODUCT	CONNECTION	PART #	MUFFLER	DUAL MODE	TIPS	EXHAUST/LEADS SIZE	EMISSIONS	PRIMARY SIZE	CROSSOVER
Headers	Fact/Perf	CTSV16HCAT	–	–	–	3"	High Flow Cats	2"	X-Pipe
Headers	Fact/Perf	CTSV16HOR	–	–	–	3"	Off-Road Pipes	2"	X-Pipe
Axleback	Performance	CTSV16MKS-PC	Turbo	Valve Included	4	3"	–	–	–

2009-15

Designed and made in the USA: Our CTS-V system is TIG welded with premium 304 stainless steel, and available with a variety of options. Our 3" exhaust comes with polished double-wall, slash-cut conical tips which exit in the factory location. Our headers are designed with 3" leads and exhausts have an X-pipe crossover to get the most performance from your car.

Factory Connect Products *Easily Fits To Factory Connection Point*

ENGINE	PRODUCT	PART #	MUFFLER STYLE	EMISSIONS	BODY STYLE	PRIMARY SIZE	COLLECTOR SIZE	CROSSOVER
6.2L	Headers	CTSV9HOR	Factory Muffler	Off-Road Pipes	–	2"	3"	–
6.2L	Headers	CTSV9HCAT	Factory Muffler	High Flow Cats	–	2"	3"	–
6.2L	Exhaust	CTSV9CB	Turbo S-Tube	–	Sedan	–	–	X-Pipe
6.2L	Exhaust	CTSV9WGCB	Turbo S-Tube	–	Wagon	–	–	X-Pipe
6.2L	Exhaust	CTSV9PCB	Turbo S-Tube	–	Coupe	–	–	X-Pipe
6.2L	Exhaust	CTSV9CBC	Turbo Chambered	–	Sedan	–	–	X-Pipe
6.2L	Exhaust	CTSV9PCBC	Turbo Chambered	–	Coupe	–	–	X-Pipe
6.2L	Exhaust	CTSV9WGCB	Turbo Chambered	–	Wagon	–	–	X-Pipe
6.2L	Exhaust	CTSV9PCBLMF	Turbo S-Tube	–	Coupe	–	–	X-Pipe
6.2L	Exhaust	CTSV9CBLMF	Turbo S-Tube	–	Sedan	–	–	X-Pipe

Performance Connect Products *Engineered To Connect For Maximum Performance*

ENGINE	PRODUCT	PART #	MUFFLER STYLE	EMISSIONS	BODY STYLE	PRIMARY SIZE	COLLECTOR SIZE	CROSSOVER
6.2L	Headers	CTSV9HORSW	–	Off-Road Pipes	–	2"	3"	–
6.2L	Headers	CTSV9HCATSW	–	High Flow Cats	–	2"	3"	–
6.2L	Exhaust	CTSV9CBHDR	Turbo Chambered	–	Sedan	–	–	X-Pipe
6.2L	Exhaust	CTSV9WGCBHDR	Turbo Chambered	–	Wagon	–	–	X-Pipe
6.2L	Exhaust	CTSV9PCBHDR	Turbo Chambered	–	Coupe	–	–	X-Pipe

CTS-V**2004-07**


Designed and made in the USA: Our CTS-V system is TIG welded with premium 304 stainless steel, and available with a variety of options. Our 3" exhaust comes with turbo chambered mufflers with polished double-wall, slash-cut conical tips which exit under the back bumper. Exhausts are 3" for maximum performance.

Factory Connect Products *Easily Fits To Factory Manifolds*


ENGINE	PRODUCT	PART #	EMISSIONS	CROSSOVER	EXHAUST/LEAD SIZE	TIPS
5.7L/6.0L	Exhaust	CTSVEX	N/A - Uses Factory Cats	X-Pipe	3"	2
5.7L/6.0L	Exhaust	CTSVER	N/A - Uses Factory Cats	Turbo Resonator	3"	2

Performance Connect Products *Engineered To Connect For Maximum Performance (below exhausts fit headers part # CTSVH)*

ENGINE	PRODUCT	PART #	EMISSIONS	CROSSOVER	EXHAUST/LEAD SIZE	TIPS	PRIMARY SIZE	COLLECTOR SIZE
5.7L/6.0L	Headers	CTSVH	Not Applicable	-	-	-	1 3/4"	3"
5.7L/6.0L	Exhaust	CTSVEXHOR	Off-Road Pipes	X-Pipe	3"	2	-	-
5.7L/6.0L	Exhaust	CTSVHR	High Flow Cats	Turbo Resonator	3"	2	-	-
5.7L/6.0L	Exhaust	CTSVHX	High Flow Cats	X-Pipe	3"	2	-	-



2009-15 Cadillac >>
CTS-V Coupe Exhaust
SW Part# CTSV9CPCBHDR



CHEVROLET

C/K 1/2-TON TRUCK

1967-87 *(For later model Chevy/GMC trucks see Silverado / Sierra on page 28)*

Designed and made in the USA: Our Chevy Truck systems are TIG welded with premium 304 stainless steel, and available with a variety of options. Exhausts do not include hangers. Designed for 4-wheel drive only.

Performance Connect Products *Engineered To Connect to SW Headers & Exhausts For Maximum Performance*

ENGINE	PRODUCT	PART #	MUFFLER STYLE	TRANSMISSION	DRIVETRAIN	EXHAUST SIZE	PRIMARY SIZE	COLLECTOR SIZE
Small Block	Headers	6787TRK	–	Automatic	4WD	–	1 5/8"	3"
Small Block	Headers	6787TRK-MAN	–	Manual	4WD	–	1 5/8"	3"
Big Block , Small Block	Exhaust	CT67725CS	Chambered Round	–	4WD	–	2 1/2"	–
Big Block , Small Block	Exhaust	CT67725TS	Turbo Chambered	–	4WD	–	2 1/2"	–
Big Block , Small Block	Exhaust	CT6773TS	Turbo Chambered	–	4WD	–	3"	–
Big Block , Small Block	Exhaust	CT6773CS	Chambered Round	–	4WD	–	3"	–

Factory Connect Products *Easily Fits To Factory Connection Point - Fits to OEM Manifolds*

ENGINE	PRODUCT	PART #	MUFFLER STYLE	TRANSMISSION	DRIVETRAIN	EXHAUST SIZE	PRIMARY SIZE	COLLECTOR SIZE
Small Block	Exhaust	CT7287M	Smooth Tube	–	4WD	2 1/2"	–	–



CHEVROLET

CAMARO

2016-18 SS & ZL1

HEADERS

Connect To SW Catback

Available with 1-7/8" or 2" primaries, catted or off-road. Discard Factory Connect lead and use the included full 3" lead to connect to our catback.

PRODUCT	CONNECTION	PART #	EXHAUST/LEADS SIZE	EMISSIONS	PRIMARY SIZE
Headers	Performance	CA16HCATSTSW	3"	High Flow Cats	1 7/8"
Headers	Performance	CA16HORSTSW	3"	Off-Road Pipes	1 7/8"
Headers	Performance	CA16HCATSW	3"	High Flow Cats	2"
Headers	Performance	CA16HORSW	3"	Off-Road Pipes	2"

HEADERS

Connect To The Factory Exhaust or SW Axlebacks

Available with 1-7/8" or 2" primaries, catted or off-road, and choice of AFM valve or valve-delete. Does not fit convertible.




PRODUCT	CONNECTION	PART #	AFM VALVE	EXHAUST/LEADS SIZE	EMISSIONS	PRIMARY SIZE	CROSSOVER
Headers	Fact/Perf	CA16HCAT	Delete	3"	High Flow Cats	2"	X-Pipe
Headers	Fact/Perf	CA16HFVCAT	Includes Valves	3"	High Flow Cats	2"	X-Pipe
Headers	Fact/Perf	CA16HFVOR	Includes Valves	3"	Off-Road Pipes	2"	X-Pipe
Headers	Fact/Perf	CA16HOR	Delete	3"	Off-Road Pipes	2"	X-Pipe
Headers	Fact/Perf	CA16HCATST	Delete	3"	High Flow Cats	1-7/8"	X-Pipe
Headers	Fact/Perf	CA16HFVCATST	Includes Valves	3"	High Flow Cats	1-7/8"	X-Pipe
Headers	Fact/Perf	CA16HFVORST	Includes Valves	3"	Off-Road Pipes	1-7/8"	X-Pipe
Headers	Fact/Perf	CA16HORST	Delete	3"	Off-Road Pipes	1-7/8"	X-Pipe

CATBACK EXHAUSTS

Connect To The Factory Manifolds

Available with either standard single tips or the dual-mode quad-tip option, and choice of AFM valve or valve-delete. Does not fit convertible.



PRODUCT	CONNECTION	PART #	MUFFLER	DUAL MODE VALVES	AFM VALVE	TIPS DIAMETER	EXHAUST/LEADS SIZE	CROSSOVER
Catback	Factory	CA16FVCB	Turbo S-Tube	No	Yes	5"	3" (necks to 2.5 at factory point)	X-Pipe
Catback	Factory	CA16CB	Turbo S-Tube	No	No	5"	3" (necks to 2.5 at factory point)	X-Pipe
Catback	Factory	CA16AVCB	Turbo S-Tube	Yes	Yes	4"	3" (necks to 2.5 at factory point)	X-Pipe
Catback	Factory	CA16RVCB	Turbo S-Tube	Yes	No	4"	3" (necks to 2.5 at factory point)	X-Pipe

AXLEBACK EXHAUSTS

Connect To The Factory Midpipes or SW Headers

Available with either standard single tips or the dual-mode quad-tip option. Fits convertible.



PRODUCT	CONNECTION	PART #	MUFFLER	DUAL MODE VALVES	TIPS DIAMETER	EXHAUST/LEADS SIZE
Axleback	Factory	CA16MKS-FC	Turbo S-Tube	No	5"	3"
Axleback	Performance	CA16MKS-PC	Turbo S-Tube	No	5"	3"
Axleback	Factory	CA16RVMKSF	Turbo S-Tube	Yes	4"	3"
Axleback	Performance	CA16RVMKSPC	Turbo S-Tube	Yes	4"	3"

CHEVROLET

CAMARO

2014-15

Designed and made in the USA: Our Camaro systems are TIG welded with premium 304 stainless steel, fit both automatic and manual transmissions, and are available with a variety of options. Exhausts feature 4" polished double-wall, slash-cut conical tips. Headers will fit ZL1 but not Z28.

Factory Connect Products *Easily Fits To Factory Connection Point*

ENGINE	PRODUCT	PART #	TIP STYLE	MUFFLER STYLE	EXIT POSITION	EXHAUST/LEADS SIZE	EMISSIONS	CROSSOVER	PRIMARY SIZE	COLLECTOR SIZE
LS 6.2L	Headers	CA11HOR	–	–	–	3"	Off-Road Pipes	–	2"	3"
LS 6.2L	Headers	CA11HORST	–	–	–	3"	Off-Road Pipes	–	1 7/8"	3"
LS 6.2L	Headers	CA11HCAT	–	–	–	3"	High Flow Cats	–	2"	3"
LS 6.2L	Headers	CA11HCATST	–	–	–	3"	High Flow Cats	–	1 7/8"	3"
3.6L V6	Exhaust	CA11V6CB	Slash Cut	Chambered Round	Two Back Bumper On Sides	2 1/2"	–	H-Pipe	–	–
LS 6.2L	Exhaust	CA10CB	Slash Cut	Turbo S-Tube	Two Back Bumper On Sides	3"	–	X-Pipe	–	–
LS 6.2L	Exhaust	CA11CB	Slash Cut	Chambered Round	Two Back Bumper On Sides	3"	–	X-Pipe	–	–
LS 6.2L	Exhaust	CA10CBC	Slash Cut	Turbo Chambered	Two Back Bumper On Sides	3"	–	X-Pipe	–	–
ZL1 LS 6.2L	Exhaust	CA12CB	Quad Slash Cut	Chambered Round	–	3"	–	X-Pipe	–	–
ZL1 LS 6.2L	Exhaust	CA12CB-LMF	Quad Slash Cut	Delete	–	3"	–	X-Pipe	–	–

Available from Stainless Power: Affordable Performance Made To Stainless Works Specifications

LS 6.2L	Headers	SCA11HORST	–	–	–	3"	Off-Road Pipes	–	1 7/8"	3"
LS 6.2L	Headers	SCA11HCATST	–	–	–	3"	High Flow Cats	–	1 7/8"	3"

Performance Connect Products *Engineered To Connect For Maximum Performance*

ENGINE	PRODUCT	PART #	TIP STYLE	MUFFLER STYLE	EXIT POSITION	EXHAUST/LEADS SIZE	EMISSIONS	CROSSOVER	PRIMARY SIZE	COLLECTOR SIZE
LS 6.2L	Headers	CA11H3OR	–	–	–	3"	Off-Road Pipes	–	2"	3"
LS 6.2L	Headers	CA11H3ORST	–	–	–	3"	Off-Road Pipes	–	1 7/8"	3"
LS 6.2L	Headers	CA11H3CAT	–	–	–	3"	High Flow Cats	–	2"	3"
LS 6.2L	Headers	CA11H3CATST	–	–	–	3"	High Flow Cats	–	1 7/8"	3"
LS 6.2L	Exhaust	CA10DEL	Slash Cut	Delete	Factory Location	3"	–	–	–	–
LS 6.2L	Exhaust	CA10CBL	Slash Cut	Turbo Chambered	Two Back Bumper On Sides	3"	–	X-Pipe	–	–
LS 6.2L	Exhaust	CA10CBL-LMF	Slash Cut	Turbo S-Tube	Two Back Bumper On Sides	3"	–	X-Pipe	–	–
LS 6.2L	Exhaust	CA11CBL	Slash Cut	Chambered Round	Two Back Bumper On Sides	3"	–	X-Pipe	–	–
ZL1 LS 6.2L	Exhaust	CA12CBL	Quad Slash Cut	Chambered Round	Quad Back Bumper On Sides	3"	–	X-Pipe	–	–

Available from Stainless Power: Affordable Performance Made To Stainless Works Specifications

LS 6.2L	Headers	SCA11H3ORST	–	–	–	3"	Off-Road Pipes	–	1 7/8"	3"
LS 6.2L	Headers	SCA11H3CATST	–	–	–	3"	High Flow Cats	–	1 7/8"	3"

CONVERTIBLE BRACE *Required to Fit 3" Exhaust on Convertibles*

ENGINE	PRODUCT	PART #
LS 6.2L	Exhaust	CA11CONVKIT

CHEVROLET

CAMARO

2012-13

Designed and made in the USA: Our Camaro systems are TIG welded with premium 304 stainless steel, fit both automatic and manual transmissions, and are available with a variety of options. All header lead pipes are 3" diameter. Exhaust systems include 4" diameter polished double-wall, slash-cut conical tips (except ground effects, side exit & V6).

Factory Connect Products *Easily Fits To Factory Connection Point*

ENGINE	PRODUCT	PART #	TIP STYLE	MUFFLER STYLE	EXIT POSITION	EXHAUST SIZE	EMISSIONS	CROSSOVER	PRIMARY SIZE	COLLECTOR SIZE
LS 6.2L	Headers	CA11HOR	–	–	–	–	Off-Road Pipes	–	2"	3"
LS 6.2L	Headers	CA11HORST	–	–	–	–	Off-Road Pipes	–	1 7/8"	3"
LS 6.2L	Headers	CA11HCAT	–	–	–	–	High Flow Cats	–	2"	3"
LS 6.2L	Headers	CA11HCATST	–	–	–	–	High Flow Cats	–	1 7/8"	3"
3.6L V6	Exhaust	CA11V6CB	Slash Cut	Chambered Round	Two Back Bumper On Sides	2 1/2"	–	H-Pipe	–	–
LS 6.2L	Exhaust	CA11CBGRDFX	Grd Effects Y-Tip	Chambered Round	Two Back Bumper On Sides	3"	–	X-Pipe	–	–
LS 6.2L	Exhaust	CA10CB	Slash Cut	Turbo S-Tube	Two Back Bumper On Sides	3"	–	X-Pipe	–	–
LS 6.2L	Exhaust	CA11CB	Slash Cut	Chambered Round	Two Back Bumper On Sides	3"	–	X-Pipe	–	–
LS 6.2L	Exhaust	CA10CBC	Slash Cut	Turbo Chambered	Two Back Bumper On Sides	3"	–	X-Pipe	–	–
ZL1 LS 6.2L	Exhaust	CA12CB	Quad Slash Cut	Chambered Round	Quad Back Bumper On Sides	3"	–	X-Pipe	–	–
ZL1 LS 6.2L	Exhaust	CA12CB-LMF	Quad Slash Cut	Delete	Quad Back Bumper On Sides	3"	–	X-Pipe	–	–

Available from Stainless Power: Affordable Performance Made To Stainless Works Specifications

LS 6.2L	Headers	SCA11HORST	–	–	–	–	Off-Road Pipes	–	1 7/8"	3"
LS 6.2L	Headers	SCA11HCATST	–	–	–	–	High Flow Cats	–	1 7/8"	3"

Performance Connect Products *Engineered To Connect For Maximum Performance*

ENGINE	PRODUCT	PART #	TIP STYLE	MUFFLER STYLE	EXIT POSITION	EXHAUST SIZE	EMISSIONS	CROSSOVER	PRIMARY SIZE	COLLECTOR SIZE
LS 6.2L	Headers	CA11H3OR	–	–	–	–	Off-Road Pipes	–	2"	3"
LS 6.2L	Headers	CA11H3ORST	–	–	–	–	Off-Road Pipes	–	1 7/8"	3"
LS 6.2L	Headers	CA11H3CAT	–	–	–	–	High Flow Cats	–	2"	3"
LS 6.2L	Headers	CA11H3CATST	–	–	–	–	High Flow Cats	–	1 7/8"	3"
LS 6.2L	Exhaust	CA10CBGRDFX	Grd Effects Y-Tip	Turbo Chambered	Two Back Bumper On Sides	3"	–	X-Pipe	–	–
LS 6.2L	Exhaust	CA11CBLGRDFX	Grd Effects Y-Tip	Chambered Round	Two Back Bumper On Sides	3"	–	X-Pipe	–	–
LS 6.2L	Exhaust	CA10DEL	Slash Cut	Delete	Factory Location	3"	–	–	–	–
LS 6.2L	Exhaust	CA10CBL	Slash Cut	Turbo Chambered	Two Back Bumper On Sides	3"	–	X-Pipe	–	–
LS 6.2L	Exhaust	CA10CBL-LMF	Slash Cut	Turbo S-Tube	Two Back Bumper On Sides	3"	–	X-Pipe	–	–
LS 6.2L	Exhaust	CA11CBL	Slash Cut	Chambered Round	Two Back Bumper On Sides	3"	–	X-Pipe	–	–
LS 6.2L	Exhaust	CA10CBFX	Grd Effects Y-Tip	Turbo S-Tube	Two Back Bumper On Sides	3"	–	X-Pipe	–	–
ZL1 LS 6.2L	Exhaust	CA12CBL	Quad Slash Cut	Chambered Round	Quad Back Bumper On Sides	3"	–	X-Pipe	–	–

Available from Stainless Power: Affordable Performance Made To Stainless Works Specifications

LS 6.2L	Headers	SCA11H3ORST	–	–	–	–	Off-Road Pipes	–	1 7/8"	3"
LS 6.2L	Headers	SCA11H3CATST	–	–	–	–	High Flow Cats	–	1 7/8"	3"

CONVERTIBLE BRACE *Required to Fit 3" Exhaust on Convertibles*

ENGINE	PRODUCT	PART #
LS 6.2L	Exhaust	CA11CONVKIT

CHEVROLET

CAMARO

2010-11

Designed and made in the USA: Our Camaro systems are TIG welded with premium 304 stainless steel, fit both automatic and manual transmissions and are available with a variety of options. All header lead pipes are 3" diameter. Exhaust systems include 4" diameter polished double-wall, slash-cut conical tips (except ground effects, side exit & V6).

Factory Connect Products *Easily Fits To Factory Connection Point*

ENGINE	PRODUCT	PART #	TIP STYLE	MUFFLER STYLE	EXIT POSITION	EXHAUST SIZE	EMISSIONS	CROSSOVER	PRIMARY SIZE	COLLECTOR SIZE
3.6L V6	Headers	CA10V6HOR	—	—	—	—	Off-Road Pipes	—	1 3/4"	2 1/2"
3.6L V6	Headers	CA10V6HCAT	—	—	—	—	High Flow Cats	—	1 3/4"	2 1/2"
LS 6.2L	Headers	CA11HOR	—	—	—	—	Off-Road Pipes	—	2"	3"
LS 6.2L	Headers	CA11HORST	—	—	—	—	Off-Road Pipes	—	1 7/8"	3"
LS 6.2L	Headers	CA11HCAT	—	—	—	—	High Flow Cats	—	2"	3"
LS 6.2L	Headers	CA11HCATST	—	—	—	—	High Flow Cats	—	1 7/8"	3"
3.6L V6	Exhaust	CA11V6CB	Slash Cut	Chambered Round	Two Back Bumper On Sides	2 1/2"	—	H-Pipe	—	—
LS 6.2L	Exhaust	CA11CBGRDFX	Grd Effects Y-Tip	Chambered Round	Two Back Bumper On Sides	3"	—	X-Pipe	—	—
LS 6.2L	Exhaust	CA10CB	Slash Cut	Turbo S-Tube	Two Back Bumper On Sides	3"	—	X-Pipe	—	—
LS 6.2L	Exhaust	CA11CB	Slash Cut	Chambered Round	Two Back Bumper On Sides	3"	—	X-Pipe	—	—
LS 6.2L	Exhaust	CA10CBC	Slash Cut	Turbo Chambered	Two Back Bumper On Sides	3"	—	X-Pipe	—	—

Available from Stainless Power: Affordable Performance Made To Stainless Works Specifications

LS 6.2L	Headers	SCA11HORST	—	—	—	—	Off-Road Pipes	—	1 7/8"	3"
LS 6.2L	Headers	SCA11HCATST	—	—	—	—	High Flow Cats	—	1 7/8"	3"

Performance Connect Products *Engineered To Connect For Maximum Performance*

ENGINE	PRODUCT	PART #	TIP STYLE	MUFFLER STYLE	EXIT POSITION	EXHAUST SIZE	EMISSIONS	CROSSOVER	PRIMARY SIZE	COLLECTOR SIZE
LS 6.2L	Headers	CA11H3OR	—	—	—	—	Off-Road Pipes	—	2"	3"
LS 6.2L	Headers	CA11H3ORST	—	—	—	—	Off-Road Pipes	—	1 7/8"	3"
LS 6.2L	Headers	CA11H3CAT	—	—	—	—	High Flow Cats	—	2"	3"
LS 6.2L	Headers	CA11H3CATST	—	—	—	—	High Flow Cats	—	1 7/8"	3"
LS 6.2L	Exhaust	CA10CBGRDFX	Grd Effects Y-Tip	Turbo Chambered	Two Back Bumper On Sides	3"	—	X-Pipe	—	—
LS 6.2L	Exhaust	CA11CBLGRDFX	Grd Effects Y-Tip	Chambered Round	Two Back Bumper On Sides	3"	—	X-Pipe	—	—
LS 6.2L	Exhaust	CA10DEL	Slash Cut	Delete	Factory Location	3"	—	—	—	—
LS 6.2L	Exhaust	CA10CBL	Slash Cut	Turbo Chambered	Two Back Bumper On Sides	3"	—	X-Pipe	—	—
LS 6.2L	Exhaust	CA10CBL-LMF	Slash Cut	Turbo S-Tube	Two Back Bumper On Sides	3"	—	X-Pipe	—	—
LS 6.2L	Exhaust	CA11CBL	Slash Cut	Chambered Round	Two Back Bumper On Sides	3"	—	X-Pipe	—	—
LS 6.2L	Exhaust	CA10CBFX	Grd Effects Y-Tip	Turbo S-Tube	Two Back Bumper On Sides	3"	—	X-Pipe	—	—

Available from Stainless Power: Affordable Performance Made To Stainless Works Specifications

LS 6.2L	Headers	SCA11H3ORST	—	—	—	—	Off-Road Pipes	—	1 7/8"	3"
LS 6.2L	Headers	SCA11H3CATST	—	—	—	—	High Flow Cats	—	1 7/8"	3"

CONVERTIBLE BRACE *Required to Fit 3" Exhaust on Convertibles 2011+ Only*

ENGINE	PRODUCT	PART #
LS 6.2L	Exhaust	CA11CONVKIT

CHEVROLET

CAMARO

2001-02

Designed and made in the USA: Our Camaro/Firebird systems are TIG welded with premium 304 stainless steel, and available with a variety of options.

Factory Connect Products *Easily Fits To Factory Connection Point*

ENGINE	PRODUCT	PART #	TIP STYLE	MUFFLER STYLE	EXIT POSITION	EXHAUST/LEADS SIZE	EMISSIONS	PRIMARY SIZE	COLLECTOR SIZE
LS	Headers	CA0102	–	–	–	2 1/2" with Y-pipe	Off-Road Pipes	1 3/4"	2 1/2"
LS	Headers	CA0102CAT	–	–	–	2 1/2" with Y-pipe	High Flow Cats	1 3/4"	2 1/2"
LS	Exhaust	CA9302CH	Slash Cut	Chambered Round	Two Back Bumper On Sides	3"	–	–	–
LS	Exhaust	CA93023.0	Slash Cut	Transverse Turbo	Two Back Bumper On Sides	3"	–	–	–
LS	Exhaust	CA93023.5	Slash Cut	Transverse Turbo	Two Back Bumper On Sides	3 1/2"	–	–	–
LS	Y-Pipe	CA0002OR	–	–	–	2 1/2"	Off-Road Pipes	–	–
LS	Y-Pipe	CA0002DC	–	–	–	2 1/2"	High Flow Cats	–	–

2000

Designed and made in the USA: Our Camaro/Firebird systems are TIG welded with premium 304 stainless steel, and available with a variety of options.

Factory Connect Products *Easily Fits To Factory Connection Point*

ENGINE	PRODUCT	PART #	TIP STYLE	MUFFLER STYLE	EXIT POSITION	EXHAUST/LEADS SIZE	EMISSIONS	PRIMARY SIZE	COLLECTOR SIZE
LS	Headers	CA00	–	–	–	2 1/2" with Y-pipe	Off-Road Pipes	1 3/4"	2 1/2"
LS	Headers	CA00CAT	–	–	–	2 1/2" with Y-pipe	High Flow Cats	1 3/4"	2 1/2"
LS	Exhaust	CA9302CH	Slash Cut	Chambered Round	Two Back Bumper On Sides	3"	–	–	–
LS	Exhaust	CA93023.0	Slash Cut	Transverse Turbo	Two Back Bumper On Sides	3"	–	–	–
LS	Exhaust	CA93023.5	Slash Cut	Transverse Turbo	Two Back Bumper On Sides	3 1/2"	–	–	–
LS	Y-Pipe	CA0002OR	–	–	–	2 1/2"	Off-Road Pipes	–	–
LS	Y-Pipe	CA0002DC	–	–	–	2 1/2"	High Flow Cats	–	–

CHEVROLET

CAMARO

1998-99

Designed and made in the USA: Our Camaro/Firebird systems are TIG welded with premium 304 stainless steel, and available with a variety of options.

Factory Connect Products *Easily Fits To Factory Connection Point*

ENGINE	PRODUCT	PART #	TIP STYLE	MUFFLER STYLE	EXIT POSITION	EXHAUST/LEADS SIZE	EMISSIONS	PRIMARY SIZE	COLLECTOR SIZE
LS	Headers	CA9899	–	–	–	2 1/2" with Y-pipe	Off-Road Pipes	1 3/4"	2 1/2"
LS	Headers	CA9899CAT	–	–	–	2 1/2" with Y-pipe	High Flow Cats	1 3/4"	2 1/2"
LS	Exhaust	CA9302CH	Slash Cut	Chambered Round	Two Back Bumper On Sides	3"	–	–	–
LS	Exhaust	CA93023.0	Slash Cut	Transverse Turbo	Two Back Bumper On Sides	3"	–	–	–
LS	Exhaust	CA93023.5	Slash Cut	Transverse Turbo	Two Back Bumper On Sides	3 1/2"	–	–	–

1996-97

Designed and made in the USA: Our Camaro/Firebird systems are TIG welded with premium 304 stainless steel, and available with a variety of options.

Factory Connect Products *Easily Fits To Factory Connection Point*

ENGINE	PRODUCT	PART #	TIP STYLE	MUFFLER STYLE	EXIT POSITION	EXHAUST/LEADS SIZE	EMISSIONS	PRIMARY SIZE	COLLECTOR SIZE
LT1	Headers	CA9697	–	–	–	2 1/2" with Y-pipe	Off-Road Pipes	1 3/4"	2 1/2"
LT1	Headers	CA9697CAT	–	–	–	2 1/2" with Y-pipe	High Flow Cats	1 3/4"	2 1/2"
LT1	Exhaust	CA9302CH	Slash Cut	Chambered Round	Two Back Bumper On Sides	3"	–	–	–
LT1	Exhaust	CA93023.0	Slash Cut	Transverse Turbo	Two Back Bumper On Sides	3"	–	–	–
LT1	Exhaust	CA93023.5	Slash Cut	Transverse Turbo	Two Back Bumper On Sides	3 1/2"	–	–	–

We're proud to be part of
 Jeff Lutz' 1969 Street Driven
 Pro Mod Camaro >>



CHEVROLET

CAMARO

1994-95

Designed and made in the USA: Our Camaro/Firebird systems are TIG welded with premium 304 stainless steel, and available with a variety of options.

Factory Connect Products *Easily Fits To Factory Connection Point*

ENGINE	PRODUCT	PART #	TIP STYLE	MUFFLER STYLE	EXIT POSITION	EXHAUST/INLET SIZE	OUTLET SIZE	EMISSIONS	PRIMARY SIZE	COLLECTOR SIZE
LT1	Headers	CA9495	–	–	–	2 1/2" with Y-pipe	–	Off-Road Pipes	1 3/4"	2 1/2"
LT1	Headers	CA9495C	–	–	–	2 1/2" with Y-pipe	–	High Flow Cats	1 3/4"	2 1/2"
LT1	Exhaust	CA9302CH	Slash Cut	Chambered Round	Two Back Bumper On Sides	3"	3"	–	–	–
LT1	Exhaust	CA93023.0	Slash Cut	Transverse Turbo	Two Back Bumper On Sides	3"	3"	–	–	–
LT1	Exhaust	CA93023.5	Slash Cut	Transverse Turbo	Two Back Bumper On Sides	3 1/2"	3"	–	–	–

1993

Designed and made in the USA: Our Camaro/Firebird systems are TIG welded with premium 304 stainless steel, feature a single inlet with dual outlets and multiple tip options.

Factory Connect Products *Easily Fits To Factory Connection Point*

ENGINE	PRODUCT	PART #	TIP STYLE	MUFFLER STYLE	EXIT POSITION	INLET SIZE	OUTLET SIZE
LT1	Exhaust	CA9302CH	Slash Cut	Chambered Round	Two Back Bumper On Sides	3"	3"
LT1	Exhaust	CA93023.0	Slash Cut	Transverse Turbo	Two Back Bumper On Sides	3"	3"
LT1	Exhaust	CA93023.5	Slash Cut	Transverse Turbo	Two Back Bumper On Sides	3 1/2"	3"

1982-92

Designed and made in the USA: Our Camaro/Firebird systems are TIG welded with premium 304 stainless steel, and available with a variety of options.

Factory Connect Products *Easily Fits To Factory Connection Point*

ENGINE	PRODUCT	PART #	TRANSMISSION	TIP STYLE	MUFFLER STYLE	EXIT POSITION	EXHAUST/LEADS SIZE	EMISSIONS	PRIMARY SIZE	COLLECTOR SIZE
Small Block	Headers	8292175	Automatic	–	–	–	2 1/2" with Y-pipe	Off-Road Pipes	1 3/4"	2 1/2"
Small Block	Y-Pipe	82929	–	–	–	–	2 1/2"	Off-Road Pipes	–	–
Small Block	Exhaust	829239	–	Turn Down	Turbo Chambered	Two Back Bumper On Sides	3"	–	–	–

Headers Only (No Connection) *Will require fabrication to fit*

ENGINE	PRODUCT	PART #	TRANSMISSION	EMISSIONS	PRIMARY SIZE
Small Block	Headers	829217525	Automatic	Not Applicable	1 3/4"
Small Block	Headers	82921753	Automatic	Not Applicable	3"

CHEVROLET

CAMARO

1970-81

Designed and made in the USA: Our Camaro systems are TIG welded, available in 304 stainless steel or aluminized steel. Complete with factory style tips and exit out back bumper.

Factory Connect Products *Easily Fits To Factory Connection Point At Manifolds*

ENGINE	PRODUCT	PART #	MUFFLER STYLE	MATERIAL	EXHAUST SIZE	CLAMPS
Small Block	Exhaust	CA72135	Transverse Turbo	304 Stainless Steel	2 1/4"	Included

Performance Connect Products *Engineered To Connect For Maximum Performance: Fits Headers Below*

ENGINE	PRODUCT	PART #	MUFFLER STYLE	MATERIAL	EXHAUST SIZE	CROSSOVER
LS	Exhaust	CA70813SX	Turbo Chambered	304 Stainless Steel	3"	X-Pipe
LS/Small Block	Exhaust	CA708125SX	Turbo Chambered	304 Stainless Steel	2 1/2"	X-Pipe

Headers Only *Fits Performance Connect Exhausts Above*

ENGINE	PRODUCT	PART #	MATERIAL	PRIMARY SIZE	COLLECTOR SIZE	MTR ADAPTER PLATES
LS	Headers	CA7081LS1	304 Stainless Steel	1 7/8"	3"	Included
Small Block	Headers	CA67815B	304 Stainless Steel	1 5/8"	3"	—

1969

Designed and made in the USA: Our Camaro systems are TIG welded and available in premium 304 stainless steel or aluminized steel. These exhausts come complete with factory style tips.

Factory Connect Products *Easily Fits To Factory Connection Point At Manifolds*

ENGINE	PRODUCT	PART #	MUFFLER STYLE	MATERIAL	EXIT POSITION	EXHAUST SIZE	CLAMPS
Big Block	Exhaust	CA6916CC	Chambered Round	Aluminized Steel	Two Back Bumper On Sides	2 1/4"	Included
Big Block	Exhaust	CA69145	Transverse Turbo	304 Stainless Steel	Two Back Bumper On Sides	2 1/4"	Included
Big Block	Exhaust	CA6916CCS	Chambered Round	304 Stainless Steel	Two Back Bumper On Sides	2 1/4"	Included
Small Block	Exhaust	CA6915CCA	Chambered Round	Aluminized Steel	Two Back Bumper On Sides	2 1/4"	Included
Small Block	Exhaust	CA69135	Transverse Turbo	304 Stainless Steel	Two Back Bumper On Sides	2 1/4"	Included
Small Block	Exhaust	CA6915CC	Chambered Round	304 Stainless Steel	Two Back Bumper On Sides	2 1/4"	Included

Performance Connect Products *Engineered To Connect For Maximum Performance: Fits Headers Below*

ENGINE	PRODUCT	PART #	MUFFLER STYLE	MATERIAL	EXIT POSITION	EXHAUST/LEADS SIZE	CROSSOVER	FITMENT
Big Block , Small Block	Exhaust	CA676925CSAR	Turbo Chambered	304 Stainless Steel	Under Bumper	2 1/2"	X-pipe	Fits Air Ride Suspension
Big Block , Small Block	Exhaust	CA67693CS	Turbo Chambered	304 Stainless Steel	Behind Both Rear Tires	3"	X-Pipe	—
Big Block , Small Block	Exhaust	CA676925CS	Turbo Chambered	304 Stainless Steel	Behind Both Rear Tires	2 1/2"	X-Pipe	—
LS	Exhaust	CA679LSCH	Chambered Round	304 Stainless Steel	—	3"	None	—
LS	Exhaust	CA679LSD	Turbo Chambered	304 Stainless Steel	—	3"	X-Pipe	—

(1969 Continued On Next Page)

CHEVROLET

CAMARO

1969 *(Camaro Continued From Previous Page)***Headers Only** *Fits 1969 Camaro Performance Connect Exhausts*

ENGINE	PRODUCT	PART #	PRIMARY SIZE	COLLECTOR SIZE	CHASSIS/STEERING
LS	Headers	CA679WD	1 3/4"	3"	Wayne Due Subframe
LS	Headers	CALS1	1 3/4"	3"	Rack and Pinion- Use Dirty Dingo Mounts
LS	Headers	CALS1SB	1 3/4"	3"	Steering Box- Use Dirty Dingo Mounts
Big Block	Headers	CA1GENBB	2"	3"	Rack and Pinion
Big Block	Headers	CANV679	2"	3"	Stock Steering Box
Big Block	Headers	CANV679178	1 7/8"	3"	Stock Steering Box
Small Block	Headers	CA679S8	1 7/8"	3"	Stock Steering Box
Small Block	Headers	CA679S7	1 3/4"	3"	Stock Steering Box

1967-68

Designed and made in the USA: Our Camaro systems are TIG welded and available in premium 304 stainless steel.

Factory Connect Products *Easily Fits To Factory Connection Point At Manifolds*

ENGINE	PRODUCT	PART #	MUFFLER STYLE	MATERIAL	EXHAUST SIZE	CLAMPS
Big Block	Exhaust	CA6714S	Transverse Turbo	304 Stainless Steel	2 1/4"	Included
Small Block	Exhaust	CA6713S	Transverse Turbo	304 Stainless Steel	2 1/4"	Included

Performance Connect Products *Engineered To Connect For Maximum Performance: Fits Headers Below*

ENGINE	PRODUCT	PART #	MUFFLER STYLE	MATERIAL	EXIT POSITION	EXHAUST/LEADS SIZE	CROSSOVER	FITMENT
Big Block , Small Block	Exhaust	CA676925CSAR	Turbo Chambered	304 Stainless Steel	Under Bumper	2 1/2"	X-pipe	Fits Air-Ride Suspension
Big Block , Small Block	Exhaust	CA67693CS	Turbo Chambered	304 Stainless Steel	Behind Both Rear Tires	3"	X-Pipe	—
Big Block , Small Block	Exhaust	CA676925CS	Turbo Chambered	304 Stainless Steel	Behind Both Rear Tires	2 1/2"	X-Pipe	—
LS	Exhaust	CA679LSCH	Chambered Round	304 Stainless Steel	—	3"	None	—
LS	Exhaust	CA679LSD	Turbo Chambered	304 Stainless Steel	—	3"	X-Pipe	—

Headers Only *Fits Performance Connect Exhausts Above*

ENGINE	PRODUCT	PART #	PRIMARY SIZE	COLLECTOR SIZE	CHASSIS/STEERING
LS	Headers	CA679WD	1 3/4"	3"	Wayne Due Subframe
LS	Headers	CALS1	1 3/4"	3"	Rack and Pinion- Use Dirty Dingo Mounts
LS	Headers	CALS1SB	1 3/4"	3"	Steering Box- Use Dirty Dingo Mounts
Big Block	Headers	CA1GENBB	2"	3"	Rack and Pinion
Big Block	Headers	CANV679	2"	3"	Stock Steering Box
Big Block	Headers	CANV679178	1 7/8"	3"	Stock Steering Box
Small Block	Headers	CA679S8	1 7/8"	3"	Stock Steering Box
Small Block	Headers	CA679S7	1 3/4"	3"	Stock Steering Box

CHEVROLET

CHEVELLE / EL CAMINO / MONTE CARLO

1968-72

Designed and made in the USA: Our systems are TIG welded with premium 304 stainless steel, and available with a variety of options.

Factory Connect Products *Easily Fits To Factory Connection Point At Manifolds*

ENGINE	PRODUCT	PART #	MUFFLER STYLE	EXHAUST SIZE	CROSSOVER	CLAMPS
Big Block	Exhaust	CV69BB05	Turbo Chambered	2 1/2"	None	Included
Small Block	Exhaust	CV69SB05	Turbo Chambered	2 1/2"	None	Included

Performance Connect Products *Engineered To Connect For Maximum Performance: Fits "Headers Only" Below*

ENGINE	PRODUCT	PART #	MUFFLER STYLE	EXHAUST SIZE	CROSSOVER
Big Block , Small Block	Exhaust	68723976	None	3"	X-Pipe
Big Block , Small Block	Exhaust	CV6782.5X	Turbo Chambered	2 1/2"	X-Pipe
Big Block , Small Block	Exhaust	687239	Turbo Chambered	3"	X-Pipe
Big Block , Small Block	Exhaust	6872397	Turbo S-Tube	3"	X-Pipe
LS	Exhaust	CV6872LSD	Turbo Chambered	3"	X-Pipe

Headers Only *Fits Performance Connect Exhausts Above*

ENGINE	PRODUCT	PART #	PRIMARY SIZE	COLLECTOR SIZE
Small Block	Headers	CV6872SB	1 5/8"	3"
Big Block	Headers	CVBB178	1 7/8"	3"
Big Block	Headers	CVBB2	2"	3"
LS	Headers	CVLS1	1 7/8"	3"

1966-67

Designed and made in the USA: Our systems are TIG welded with premium 304 stainless steel, and available with a variety of options.

Performance Connect Products *Engineered To Connect For Maximum Performance: Fits Headers Below*

ENGINE	PRODUCT	PART #	MUFFLER STYLE	EXIT POSITION	EXHAUST SIZE	CROSSOVER
Big Block , Small Block	Exhaust	CV6667X	Turbo Chambered	Back Bumper	2 1/2"	X-Pipe
Big Block (Chevelle Only)	Exhaust	CV6673X	Turbo S-Tube	Corners of Bumper	3"	X-Pipe

Headers Only *Fits Performance Connect Exhausts Above*

ENGINE	PRODUCT	PART #	PRIMARY SIZE	COLLECTOR SIZE
Big Block	Headers	CV6467BB	2"	3"
Small Block	Headers	CV6467B	1 3/4"	3"

1964-65

Designed and made in the USA: Our headers are TIG welded with premium 304 stainless steel.

Headers Only

ENGINE	PRODUCT	PART #	PRIMARY SIZE	COLLECTOR SIZE
Big Block	Headers	CV6467BB	2"	3"
Small Block	Headers	CV6467B	1 3/4"	3"

CHEVROLET

CORVETTE

2014-18 C7 / Z06 / Z07 / ZR1

Designed and made in the USA: Our Corvette systems are TIG welded with premium 304 stainless steel, and two primary sizes. Fits Stingray, Grand Sport, Z06, Z07 and ZR1. Boasts tuner friendly wideband port.

Factory Connect Products Easily Fits To Factory Axleback Exhaust

ENGINE	PRODUCT	PART #	EMISSIONS	CROSSOVER	PRIMARY SIZE	COLLECTOR SIZE	LEADS SIZE
LT1/LT4	Headers	C7188OR	Off-Road Pipes	X-Pipe	1 7/8"	3"	3"
LT1/LT4	Headers	C7188CAT	High Flow Cats	X-Pipe	1 7/8"	3"	3"
LT1/LT4	Headers	C720R	Off-Road Pipes	X-Pipe	2"	3"	3"
LT1/LT4	Headers	C72CAT	High Flow Cats	X-Pipe	2"	3"	3"

2009-13 C6 / Z06 / ZR1

Designed and made in the USA: Our Corvette systems are TIG welded with premium 304 stainless steel, and available with a variety of options.

Factory Connect Products Easily Fits To Factory Connection Point

ENGINE	PRODUCT	PART #	TIP STYLE	# OF TIPS	MUFFLER STYLE	EXIT POSITION	EXHAUST/LEADS SIZE	EMISSIONS	CROSSOVER	PRIMARY SIZE
Z06/ZR1 LS 7.0L	Headers	Z0620R	—	—	—	—	3"	Off-Road Pipes	X-Pipe	2"
Z06/ZR1 LS 7.0L	Headers	Z06178OR	—	—	—	—	3"	Off-Road Pipes	X-Pipe	1 7/8"
Z06/ZR1 LS 7.0L	Headers	Z06178CAT	—	—	—	—	3"	High Flow Cats	X-Pipe	1 7/8"
Z06/ZR1 LS 7.0L	Headers	Z062CAT	—	—	—	—	3"	High Flow Cats	X-Pipe	2"
LS 6.2L	Headers	C6092HOR	—	—	—	—	3"	Off-Road Pipes	X-Pipe	2"
LS 6.2L	Headers	C609178HOR	—	—	—	—	3"	Off-Road Pipes	X-Pipe	1 7/8"
LS 6.2L	Headers	C6092HCAT	—	—	—	—	3"	High Flow Cats	X-Pipe	2"
LS 6.2L	Headers	C609178HCAT	—	—	—	—	3"	High Flow Cats	X-Pipe	1 7/8"
Z06/ZR1 LS 7.0L	Axleback Exhaust	Z06CB	Slash Cut	2	Turbo S-Tube	—	3"	—	—	—
Z06/ZR1 LS 7.0L	Axleback Exhaust	Z06CBC	Slash Cut	2	Turbo Chambered	—	3"	—	—	—
Z06/ZR1 LS 7.0L	Axleback Exhaust	Z06CBCQUAD	Quad Slash Cut	4	Turbo Chambered	Quad Center Bumper	3"	—	—	—
LS 6.2L	Axleback Exhaust	C609CBQUAD	Quad Slash Cut	4	Turbo Chambered	Quad Center Bumper	2 1/2"	—	—	—

2005-08 C6 / Z06

Designed and made in the USA: Our Corvette systems are TIG welded with premium 304 stainless steel, and available with a variety of options, these exhaust come complete with 4-inch diameter slash-cut tips. (Note: Z06 model was not available in 2005.)

Factory Connect Products Easily Fits To Factory Connection Point

ENGINE	PRODUCT	PART #	# OF TIPS	MUFFLER STYLE	EXIT POSITION	EXHAUST/LEADS SIZE	EMISSIONS	CROSSOVER	PRIMARY SIZE
Z06 LS 7.0L	Headers	Z0620R	—	—	—	3"	Off-Road Pipes	X-Pipe	2"
Z06 LS 7.0L	Headers	Z06178OR	—	—	—	3"	Off-Road Pipes	X-Pipe	1 7/8"
Z06 LS 7.0L	Headers	Z06178CAT	—	—	—	3"	High Flow Cats	X-Pipe	1 7/8"
Z06 LS 7.0L	Headers	Z062CAT	—	—	—	3"	High Flow Cats	X-Pipe	2"
LS 6.2L	Headers	C6052HOR	—	—	—	3"	Off-Road Pipes	X-Pipe	2"
LS 6.2L	Headers	C605178HOR	—	—	—	3"	Off-Road Pipes	X-Pipe	1 7/8"
LS 6.2L	Headers	C6052HCAT	—	—	—	3"	High Flow Cats	X-Pipe	2"
LS 6.2L	Headers	C605178HCAT	—	—	—	3"	High Flow Cats	X-Pipe	1 7/8"
Z06 LS 7.0L	Axleback Exhaust	Z06CB	2	Turbo S-Tube	—	3"	—	—	—
Z06 LS 7.0L	Axleback Exhaust	Z06CBC	2	Turbo Chambered	—	3"	—	—	—
Z06 LS 7.0L	Axleback Exhaust	Z06CBCQUAD	4	Turbo Chambered	Quad Center Bumper	3"	—	—	—
LS 6.2L	Axleback Exhaust	C605CBQUAD	4	Turbo Chambered	Quad Center Bumper	2 1/2"	—	—	—

CHEVROLET

CORVETTE

2001-04 C5 / ZO6

Designed and made in the USA: Our Corvette systems are TIG welded with premium 304 stainless steel, and available with a variety of options.

Factory Connect Products *Easily Fits To Factory Connection Point*

ENGINE	PRODUCT	PART #	TIP STYLE	MUFFLER STYLE	EXIT POSITION	EXHAUST/LEADS SIZE	EMISSIONS	CROSSOVER	PRIMARY SIZE	COLLECTOR SIZE
LS	Headers	C5LS103ORB	-	-	-	3"	Off-Road Pipes	X-Pipe	1 7/8"	3"
LS	Headers	C5LS103CATBT	-	-	-	3"	High Flow Cats	X-Pipe	1 7/8"	3"
LS	Axleback	VCSCHAM	Straight Cut 3"	Chambered Round	Quad Tips Center Bumper	2 1/2"	-	-	-	-
LS	Axleback	VCS3CBQUAD	Slash Cut 3 1/2"	Turbo Chambered	Quad Tips Center Bumper	3"	-	-	-	-

1997-2000 C5

Designed and made in the USA: Our Corvette systems are TIG welded with premium 304 stainless steel, and available with a variety of options.

Factory Connect Products *Easily Fits To Factory Connection Point*

ENGINE	PRODUCT	PART #	TIP STYLE	MUFFLER STYLE	EXIT POSITION	EXHAUST/LEADS SIZE	EMISSIONS	CROSSOVER	PRIMARY SIZE	COLLECTOR SIZE
LS	Headers	C5LS1780R	-	-	-	3"	Off-Road Pipes	X-Pipe	1 7/8"	3"
LS	Headers	C5LS178CAT	-	-	-	3"	High Flow Cats	X-Pipe	1 7/8"	3"
LS	Axleback	VCSCHAM	Straight Cut 3"	Chambered Round	Quad Tips Center Bumper	2 1/2"	-	-	-	-
LS	Axleback	VCS3CBQUAD	Slash Cut 3 1/2"	Turbo Chambered	Quad Tips Center Bumper	3"	-	-	-	-

1992-96 C4

Designed and made in the USA: Our Corvette systems are TIG welded with premium 304 stainless steel, and available with a variety of options.

Factory Connect Products *Easily Fits To Factory Connection Point*

ENGINE	PRODUCT	PART #	EMISSIONS	PRIMARY SIZE	EXHAUST/LEADS SIZE	CROSSOVER
LT1, LT4	Headers	C492-96OR	Off-Road Pipes	1 5/8"	2 1/2"	-
LT1, LT4	Headers	C492-96CAT	High Flow Cats	1 5/8"	2 1/2"	-
LT1, LT4	Exhaust	C49296EXH	Turbo Chambered	-	2 1/2"	X-Pipe
LT1, LT4	Exhaust	C49296EXHLMF	Turbo S-Tube	-	2 1/2"	X-Pipe

CHEVROLET

CORVETTE

1993-95 ZR1

Designed and made in the USA: Our Corvette systems are TIG welded with premium 304 stainless steel, and available with a variety of options. Headers come with EGR fitting but do not include top air tubes.

Factory Connect Products *Easily Fits To Factory Connection Point*

ENGINE	PRODUCT	PART #	MUFFLER STYLE	EXHAUST/LEADS SIZE	EMISSIONS	CROSSOVER	PRIMARY SIZE	COLLECTOR SIZE
LTS	Headers	ZR1CORV38	–	3"	Off-Road Pipes	–	2"	3"
LTS	Headers	ZR1FACTCAT	–	3"	High Flow Cats	–	2"	3"
LTS	Exhaust	ZR1C	Turbo Chambered	3"	–	X-Pipe	–	–
LTS	Exhaust	ZR1S	Turbo S-Tube	3"	–	X-Pipe	–	–

Performance Connect Products *Engineered To Connect For Maximum Performance*

ENGINE	PRODUCT	PART #	MUFFLER STYLE	EXHAUST/LEADS SIZE	EMISSIONS	CROSSOVER	PRIMARY SIZE	COLLECTOR SIZE
LTS	Headers	ZR1CORVOR	–	3"	Off-Road Pipes	–	2"	3"
LTS	Headers	ZR1CORVCAT	–	3"	High Flow Cats	–	2"	3"
LTS	Exhaust	ZR1CHAMSW	Turbo Chambered	3"	–	X-Pipe	–	–
LTS	Exhaust	ZR1STUBESW	Turbo S-Tube	3"	–	X-Pipe	–	–

1990-92 ZR1

Designed and made in the USA: Our Corvette systems are TIG welded with premium 304 stainless steel, and available with a variety of options. Headers do not include top air tubes or EGR fitting.

Factory Connect Products *Easily Fits To Factory Connection Point*

ENGINE	PRODUCT	PART #	MUFFLER STYLE	EXHAUST/LEADS SIZE	EMISSIONS	CROSSOVER	PRIMARY SIZE	COLLECTOR SIZE
LTS	Headers	ZR19092OR	–	3"	Off-Road Pipes	–	2"	3"
LTS	Headers	ZR19092CAT	–	3"	High Flow Cats	–	2"	3"
LTS	Exhaust	ZR1C	Turbo Chambered	3"	–	X-Pipe	–	–
LTS	Exhaust	ZR1S	Turbo S-Tube	3"	–	X-Pipe	–	–

Performance Connect Products *Engineered To Connect For Maximum Performance*

ENGINE	PRODUCT	PART #	MUFFLER STYLE	EXHAUST/LEADS SIZE	EMISSIONS	CROSSOVER	PRIMARY SIZE	COLLECTOR SIZE
LTS	Headers	ZR19092HOR	–	3"	Off-Road Pipes	–	2"	3"
LTS	Headers	ZR19092HCAT	–	3"	High Flow Cats	–	2"	3"
LTS	Exhaust	ZR1CHAMSW	Turbo Chambered	3"	–	X-Pipe	–	–
LTS	Exhaust	ZR1STUBESW	Turbo S-Tube	3"	–	X-Pipe	–	–

CHEVROLET

CORVETTE

1985-91 C4

Designed and made in the USA: Our Corvette headers are TIG welded with premium 304 stainless steel, and designed to fit the factory exhaust. These headers include all of the top air tubes.

Factory Connect Products *Easily Fits To Factory Connection Point*

ENGINE	PRODUCT	PART #	CROSSOVER	PRIMARY SIZE	COLLECTOR SIZE
L98	Headers	C48591	Y-Pipe	1 5/8"	2 1/2"

1973-82 C3

Designed and made in the USA: Our Corvette systems are TIG welded with premium 304 stainless steel, and available with a variety of options.

Factory Connect Products *Easily Fits To Factory Connection Point At Manifolds*

ENGINE	PRODUCT	PART #	TRANSMISSION	MUFFLER STYLE	EXHAUST/LEADS SIZE	CLAMPS
Big Block	Exhaust	V7314100S	Standard	Turbo S-Tube	2 1/2"	Included
Big Block	Exhaust	V7314300S	Automatic	Turbo S-Tube	2 1/2"	Included
Small Block	Exhaust	V7313100S	Both	Turbo S-Tube	2 1/2"	Included

Performance Connect Products *Engineered To Connect For Maximum Performance*

ENGINE	PRODUCT	PART #	MUFFLER STYLE	EXHAUST/LEADS SIZE	PRIMARY SIZE	COLLECTOR SIZE	CHASSIS
LS Swap	Headers	C3NCSE	–	3"	1 7/8"	3" Outlet Bends	Side Exit Newman Chassis
Small Block	Headers	C3	–	–	1 5/8"	2 1/2"	–
Small Block	Headers	C3BT	–	–	1 3/4"	2 1/2"	–
Small Block	Exhaust	V7381SW	Turbo Chambered	2 1/2" Undercar Exhaust	–	–	–

Shorty Headers Only

ENGINE	PRODUCT	PART #	LEADS SIZE	PRIMARY SIZE	COLLECTOR SIZE
Small Block	Headers	C3S	2 1/2" Single Bends	1 5/8"	2 1/2"

1968-72 C3

Designed and made in the USA: Our Corvette systems are TIG welded with premium 304 stainless steel, and available with a variety of options.

Factory Connect Products *Easily Fits To Factory Connection Point at Manifolds*

ENGINE	PRODUCT	PART #	TRANSMISSION	MUFFLER STYLE	EXHAUST SIZE	CLAMPS
Big Block	Exhaust	V6814100S	Standard	Turbo S-Tube	2 1/2"	Included
Big Block	Exhaust	V6814300S	Automatic	Turbo S-Tube	2 1/2"	Included
Small Block	Exhaust	V6813100S	Both	Turbo S-Tube	2 1/2"	Included

Performance Connect Products *Engineered To Connect For Maximum Performance*

ENGINE	PRODUCT	PART #	EXHAUST/LEADS SIZE	MUFFLER STYLE	PRIMARY SIZE	COLLECTOR SIZE	CHASSIS
LS Swap	Headers	C3NCSE	3"	–	1 7/8"	3" Outlet Bends	Side Exit Newman Chassis
Small Block	Headers	C3	–	–	1 5/8"	2 1/2"	–
Small Block	Headers	C3BT	–	–	1 3/4"	2 1/2"	–
Small Block	Exhaust	V6872SW	2 1/2" Undercar Exhaust	Turbo Chambered	–	–	–

Shorty Headers Only

ENGINE	PRODUCT	PART #	LEADS SIZE	PRIMARY SIZE	COLLECTOR SIZE
Small Block	Headers	C3S	2 1/2" Single Bends	1 5/8"	2 1/2"

CHEVROLET

CORVETTE

1964-67 C2

Designed and made in the USA: Our Corvette systems are TIG welded with premium 304 stainless steel, and available with a variety of options.

Factory Connect Products *Easily Fits To Factory Connection Point At Manifolds*

ENGINE	PRODUCT	PART #	TRANSMISSION	MUFFLER STYLE	MANIFOLD SIZE	EXHAUST SIZE	CLAMPS
Big Block	Exhaust	V6414100S	Standard	Turbo S-Tube	–	2 1/2"	Included
Big Block	Exhaust	V6414300S	Automatic	Turbo S-Tube	–	2 1/2"	Included
Small Block	Exhaust	V6403000S	Both	Turbo S-Tube	2"	2 1/2"	Included
Small Block	Exhaust	V6413100S	Both	Turbo S-Tube	2-1/2"	2 1/2"	Included

Performance Connect Products *Engineered To Connect For Maximum Performance*

ENGINE	PRODUCT	PART #	MUFFLER STYLE	EXHAUST/LEADS SIZE	PRIMARY SIZE	COLLECTOR SIZE	CHASSIS
LS Swap	Headers	C3NCSE	–	3"	1 7/8"	3" Outlet Bends	Side Exit Newman Chassis
Small Block	Headers	C3	–	–	1 5/8"	2 1/2"	
Small Block	Headers	C3BT	–	–	1 3/4"	2 1/2"	
Small Block	Exhaust	V6367SW	Turbo Chambered	2 1/2" Undercar Exhaust	–	–	

Shorty Headers Only

ENGINE	PRODUCT	PART #	LEADS SIZE	PRIMARY SIZE	COLLECTOR SIZE
Small Block	Headers	C3S	2 1/2" Single Bends	1 5/8"	2 1/2"

1963 C2

Designed and made in the USA: Our systems are TIG welded with premium 304 stainless steel, and available with a variety of options.

Factory Connect Products *Easily Fits To Factory Connection Point At Manifolds. Fits Cars With Tool Trays.*

ENGINE	PRODUCT	PART #	MUFFLER STYLE	MANIFOLD SIZE	EXHAUST SIZE	PRIMARY SIZE	CLAMPS
Small Block	Exhaust	V6303000S	Turbo S-Tube	2"	2 1/2"	–	Included
Small Block	Exhaust	V6313100S	Turbo S-Tube	2-1/2"	2 1/2"	–	Included

Performance Connect Products *Engineered To Connect For Maximum Performance*

ENGINE	PRODUCT	PART #	MUFFLER STYLE	EXHAUST/LEADS SIZE	PRIMARY SIZE	COLLECTOR SIZE	CHASSIS
LS Swap	Headers	C3NCSE	–	3"	1 7/8"	3" Outlet Bends	Side Exit Newman Chassis
Small Block	Headers	C3	–	–	1 5/8"	2 1/2"	
Small Block	Headers	C3BT	–	–	1 3/4"	2 1/2"	
Small Block	Exhaust	V6367SW	Turbo Chambered	2 1/2" Undercar Exhaust	–	–	

Shorty Headers Only

ENGINE	PRODUCT	PART #	LEADS SIZE	PRIMARY SIZE	COLLECTOR SIZE
Small Block	Headers	C3S	2 1/2" Single Bends	1 5/8"	2 1/2"

CHEVROLET

NOVA

1968-73

Designed and made in the USA: Our Nova headers are TIG welded with premium 304 stainless steel, and available with a variety of options.

Headers Only (No Connection) *Will require fabrication to fit*

ENGINE	PRODUCT	PART #	PRIMARY SIZE	COLLECTOR SIZE	CHASSIS
Big Block	Headers	CANV679178	1 7/8"	3"	Stock Steering Box
Big Block	Headers	CA1GENBB	2"	3"	Rack and Pinion
Big Block	Headers	CANV679	2"	3"	Stock Steering Box
LS Swap	Headers	CALS1	1 3/4"	3"	Rack and Pinion - Use Dirty Dingo Mounts
LS Swap	Headers	CALS1SB	1 3/4"	3"	Stock Steering Box - Use Dirty Dingo Mounts
LS Swap	Headers	CA679WD	1 3/4"	3"	Wayne Due Subframe
Small Block Chevy	Headers	CA679S8	1 7/8"	3"	Stock Steering Box
Small Block Chevy	Headers	CA679S7	1 3/4"	3"	Stock Steering Box

1962-67

Designed and made in the USA: Our Nova systems are TIG welded with premium 304 stainless steel. Headers include motor adapter plates. Developed using a stock Shock Tower.

Performance Connect Products *Engineered To Connect For Maximum Performance*

ENGINE	PRODUCT	PART #	MUFFLER STYLE	EXHAUST SIZE	CROSSOVER	PRIMARY SIZE	COLLECTOR SIZE
LS Swap	Headers	NVLS1	-	-	-	1 3/4"	3"
LS Swap	Headers	CBNVLS1H188	-	-	-	1-7/8"	3"
Small Block Chevy	Headers	NVSBCH175	-	-	-	1 3/4"	3"
Small Block Chevy	Headers	NVSBCH188	-	-	-	1 7/8"	3"
LS Swap	Exhaust	NVLS3S	Turbo Chambered	3"	X-Pipe	-	-
LS Swap	Exhaust	CBNVLS3S	Turbo Chambered	3"	X-Pipe	-	-
Small Block Chevy	Exhaust	NVSB3CB	Turbo Chambered	3"	X-Pipe	-	-



*Some of our Nova Products are available exclusively through Church Boys Racing.



« We're proud to be part of the build of Murder Nova from Discovery Channel's *Street Outlaws*.

CHEVROLET

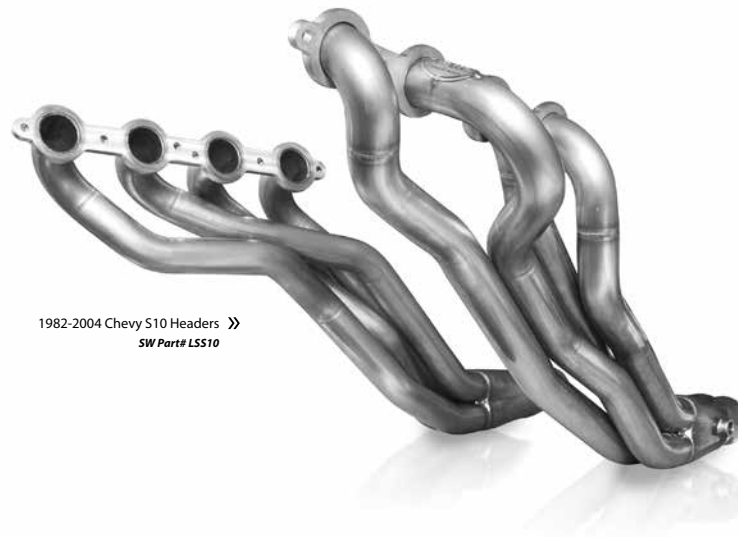
S10 / BLAZER

1982-2004

Designed and made in the USA: Our S10 headers are TIG welded with premium 304 stainless steel. Requires Current Performance motor mounts.

Headers Only (No Connection) *Will require fabrication to fit to an exhaust*

ENGINE	PRODUCT	PART #	EMISSIONS	PRIMARY SIZE	COLLECTOR SIZE
LS Swap	Headers	LSS10	Not Applicable	1 7/8"	3"



CHEVROLET

SS

2016-17

Designed and made in the USA: Our SS systems are TIG welded with premium 304 stainless steel, designed for automatic or manual transmissions, and available with a variety of options. Exhausts include quad 3 1/2" diameter conical wall slash-cut tips. No AFM or Dual mode valves included for 2016+ vehicles. May throw check engine light.

Factory Connect Products *Easily Fits To Factory Connection Point*

ENGINE	PRODUCT	PART #	MUFFLER STYLE	EXHAUST/LEADS SIZE	EMISSIONS	CROSSOVER	PRIMARY SIZE
LS 6.2L	Headers	SS14HOR	Factory Muffler	3"	Off-Road Pipes	X-Pipe	1 7/8"
LS 6.2L	Headers	SS14HCAT	Factory Muffler	3"	High Flow Cats	X-Pipe	1 7/8"

Performance Connect Products *Engineered To Connect For Maximum Performance*

ENGINE	PRODUCT	PART #	MUFFLER STYLE	EXHAUST/LEADS SIZE	EMISSIONS	CROSSOVER	PRIMARY SIZE
LS 6.2L	Headers	SS14HORSW	-	3"	Off-Road Pipes	X-Pipe	1 7/8"
LS 6.2L	Headers	SS14HCATSW	-	3"	High Flow Cats	X-Pipe	1 7/8"

2014-15

Designed and made in the USA: Our SS systems are TIG welded with premium 304 stainless steel, designed for automatic or manual transmissions, and available with a variety of options. Exhausts include quad 3 1/2" diameter conical wall slash-cut tips.

Factory Connect Products *Easily Fits To Factory Connection Point*

ENGINE	PRODUCT	PART #	MUFFLER STYLE	EXHAUST/LEADS SIZE	EMISSIONS	CROSSOVER	PRIMARY SIZE
LS 6.2L	Headers	SS14HOR	Factory Muffler	3"	Off-Road Pipes	X-Pipe	1 7/8"
LS 6.2L	Headers	SS14HCAT	Factory Muffler	3"	High Flow Cats	X-Pipe	1 7/8"
LS 6.2L	Exhaust	SS14CB	Turbo Chambered	3"	-	X-Pipe	-

Performance Connect Products *Engineered To Connect For Maximum Performance*

ENGINE	PRODUCT	PART #	MUFFLER STYLE	EXHAUST/LEADS SIZE	EMISSIONS	CROSSOVER	PRIMARY SIZE	RESONATOR
LS 6.2L	Headers	SS14HORSW	-	3"	Off-Road Pipes	X-Pipe	1 7/8"	-
LS 6.2L	Headers	SS14HCATSW	-	3"	High Flow Cats	X-Pipe	1 7/8"	-
LS 6.2L	Exhaust	SS14CBHDR	Turbo Chambered	3"	-	X-Pipe	-	Included



« Our Chevy SS exhaust features quad polished slash-cut tips.

SSR**2003-06**

Designed and made in the USA: Our SSR systems are TIG welded with 304 stainless steel, and available with a variety of options. Exhaust have slash-cut tips & exit in factory location.

Performance Connect Products *Engineered To Connect For Maximum Performance*

ENGINE	PRODUCT	PART #	MUFFLER STYLE	EXHAUST SIZE	EMISSIONS	CROSSOVER	PRIMARY SIZE	COLLECTOR SIZE
LS 5.3L, LS 6.0L	Headers	SSRHDR-TD	–	–	Not Applicable	–	1 3/4"	2 1/2"
LS 5.3L, LS 6.0L	Exhaust	SSRTDOR	Turbo Chambered	2 1/2"	Off-Road Pipes	X-Pipe	–	–
LS 5.3L, LS 6.0L	Exhaust	SSRTD	Turbo Chambered	2 1/2"	High Flow Cats	X-Pipe	–	–



CHEVROLET

SILVERADO / SIERRA 1/2-TON TRUCK

2014-18 *(For early model, pre-1988 Chevy/GMC trucks see C/K on page 8)*

Designed and made in the USA: Our Chevy Truck systems are TIG welded with premium 304 stainless steel, and available with a variety of options. Exhausts include 4" polished double-wall, slash-cut conical tips. Designed for both 2WD & 4WD Drivetrains. Fits double cab with standard box or crew cab with short or standard box.

Factory Connect Products *Easily Fits To Factory Connection Point*

ENGINE	PRODUCT	PART #	MUFFLER STYLE	EXIT POSITION	EXHAUST/LEADS SIZE	EMISSIONS	CROSSOVER	PRIMARY SIZE	COLLECTOR SIZE
5.3L	Headers	CT14HORY	–	–	3"	Off-Road Pipes	Y-Pipe	1 7/8"	3"
5.3L	Headers	CT14HCATY	–	–	3"	High Flow Cats	Y-Pipe	1 7/8"	3"
5.3L	Exhaust	CT14CBY	Turbo S-Tube	Behind Passenger Rear Tire	3"	–	Y-Pipe	–	–
5.3L	Exhaust	CT14CBUBY	Turbo Chambered	Under Bumper Both Sides	3"	–	Y-Pipe	–	–
5.3L	Exhaust	CT14CBFTY	Turbo S-Tube	Passenger Side in Front of Tire	3"	–	Y-Pipe	–	–

Performance Connect Products *Engineered To Connect For Maximum Performance*

ENGINE	PRODUCT	PART #	MUFFLER STYLE	EXIT POSITION	EXHAUST/LEADS SIZE	EMISSIONS	CROSSOVER	PRIMARY SIZE	COLLECTOR SIZE
5.3L, 6.2L	Headers	CT14HOR	–	–	3"	Off-Road Pipes	X-Pipe	1 7/8"	3"
5.3L, 6.2L	Headers	CT14HCAT	–	–	3"	High Flow Cats	X-Pipe	1 7/8"	3"
5.3L, 6.2L	Exhaust	CT14CB	Turbo Chambered	Behind Passenger Rear Tire	3"	–	–	–	–
5.3L, 6.2L	Exhaust	CT14CBUB	Turbo Chambered	Under Bumper Both Sides	3"	–	–	–	–
5.3L, 6.2L	Exhaust	CT14CBFT	Turbo Chambered	Passenger Side in Front of Tire	3"	–	–	–	–

2007-18

Designed and made in the USA: Our Chevy Truck systems are TIG welded with premium 304 stainless steel, and available with a variety of options. Exhausts include 4" polished double-wall, slash-cut conical tips. Designed for both 2WD & 4WD Drivetrains. Fits double cab with standard box or crew cab with short or standard box.

Factory Connect Products *Easily Fits To Factory Connection Point*

ENGINE	PRODUCT	PART #	MUFFLER STYLE	EXIT POSITION	EXHAUST/LEADS SIZE	EMISSIONS	CROSSOVER	PRIMARY SIZE	COLLECTOR SIZE
5.3L	Headers	CT07HORY	–	–	3"	Off-Road Pipes	Y-Pipe	1 7/8"	3"
5.3L	Headers	CT07HCATY	–	–	3"	High Flow Cats	Y-Pipe	1 7/8"	3"
5.3L	Exhaust	CT14CBY	Turbo S-Tube	Behind Passenger Rear Tire	3"	–	Y-Pipe	–	–
5.3L	Exhaust	CT14CBUBY	Turbo Chambered	Under Bumper Both Sides	3"	–	Y-Pipe	–	–
5.3L	Exhaust	CT14CBFTY	Turbo S-Tube	Passenger Side in Front of Tire	3"	–	Y-Pipe	–	–

Performance Connect Products *Engineered To Connect For Maximum Performance*

ENGINE	PRODUCT	PART #	MUFFLER STYLE	EXIT POSITION	EXHAUST/LEADS SIZE	EMISSIONS	CROSSOVER	PRIMARY SIZE	COLLECTOR SIZE
4.8L, 5.3, 6.0L, 6.2L	Headers	CT07HOR	–	–	3"	Off-Road Pipes	X-Pipe	1 7/8"	3"
4.8L, 5.3, 6.0L, 6.2L	Headers	CT07HCAT	–	–	3"	High Flow Cats	X-Pipe	1 7/8"	3"
4.8L, 5.3, 6.0L, 6.2L	Exhaust	CT14CB	Turbo Chambered	Behind Passenger Rear Tire	3"	–	–	–	–
4.8L, 5.3, 6.0L, 6.2L	Exhaust	CT14CBUB	Turbo Chambered	Under Bumper Both Sides	3"	–	–	–	–
4.8L, 5.3, 6.0L, 6.2L	Exhaust	CT14CBFT	Turbo Chambered	Passenger Side in Front of Tire	3"	–	–	–	–

CHEVROLET**SILVERADO / SIERRA 1/2-TON TRUCK****2003-2006**

Designed and made in the USA: Our Chevy Truck systems are TIG welded with premium 304 stainless steel, and available with a variety of options. (Bare headers fit 1500 & 2500.)

Factory Connect Products *Easily Fits To Factory Connection Point*

ENGINE	PRODUCT	PART #	TIP STYLE	MUFFLER STYLE	EXIT POSITION	EXHAUST/LEADS	EMISSIONS	DRIVE TRAIN	CROSSOVER	PRIMARY SIZE	COLLECTOR SIZE
LS 4.8L, 5.3L	Headers	CT03050R	–	–	–	2 1/2"	Off-Road Pipes	4WD	Y-Pipe	1 3/4"	2 1/2"
LS 4.8L, 5.3L	Headers	CT03050R2WD	–	–	–	2 1/2"	Off-Road Pipes	2WD	Y-Pipe	1 3/4"	2 1/2"
LS 4.8L, 5.3L	Headers	CT0305	–	–	–	2 1/2"	High Flow Cats	4WD	Y-Pipe	1 3/4"	2 1/2"
LS 4.8L, 5.3L	Headers	CT03052WD	–	–	–	2 1/2"	High Flow Cats	2WD	Y-Pipe	1 3/4"	2 1/2"
LS 6.0L	Headers	CT6.00R	–	–	–	2 1/2"	Off-Road Pipes	4WD	–	1 3/4"	2 1/2"
LS 6.0L	Headers	CT6.0	–	–	–	2 1/2"	High Flow Cats	4WD	–	1 3/4"	2 1/2"

Headers Only (No Connection) *Will require fabrication to fit*

ENGINE	PRODUCT	PART #	EMISSIONS	DRIVE TRAIN	PRIMARY SIZE	COLLECTOR SIZE
LS 4.8L, 5.3L, 6.0L	Headers	CT0305H	Not Applicable	4WD	1 3/4"	3"
LS 4.8L, 5.3L, 6.0L	Headers	CT0305H2WD	Not Applicable	2WD	1 3/4"	3"

1999-2002

Designed and made in the USA: Our Chevy Truck systems are TIG welded with premium 304 stainless steel, and available with a variety of options.

Factory Connect Products *Easily Fits To Factory Connection Point*

ENGINE	PRODUCT	PART #	TIP STYLE	MUFFLER STYLE	EXIT POSITION	EXHAUST/LEADS	EMISSIONS	DRIVE TRAIN	CROSSOVER	PRIMARY SIZE	COLLECTOR SIZE
LS 4.8L, 5.3L	Headers	CT99020R	–	–	–	2 1/2"	Off-Road Pipes	4WD	Y-Pipe	1 3/4"	2 1/2"
LS 4.8L, 5.3L	Headers	CT99020R2WD	–	–	–	2 1/2"	Off-Road Pipes	2WD	Y-Pipe	1 3/4"	2 1/2"
LS 4.8L, 5.3L	Headers	CT9902	–	–	–	2 1/2"	High Flow Cats	4WD	Y-Pipe	1 3/4"	2 1/2"
LS 4.8L, 5.3L	Headers	CT99022WD	–	–	–	2 1/2"	High Flow Cats	2WD	Y-Pipe	1 3/4"	2 1/2"

Headers Only (No Connection) *Will require fabrication to fit*

ENGINE	PRODUCT	PART #	EMISSIONS	DRIVE TRAIN	PRIMARY SIZE	COLLECTOR SIZE
LS 4.8L, 5.3L, 6.0L	Headers	CT9902H	Not Applicable	4WD	1 3/4"	3"
LS 4.8L, 5.3L, 6.0L	Headers	CT9902H2WD	Not Applicable	2WD	1 3/4"	3"

CHEVROLET

SILVERADO / SIERRA 1/2-TON TRUCK

1988-98

Designed and made in the USA: Our Chevy Truck systems are TIG welded with premium 304 stainless steel, and available with a variety of options.

Factory Connect Products *Easily Fits To Factory Connection Point*

ENGINE	PRODUCT	PART #	EXIT POSITION	EXHAUST/LEADS SIZE	EMISSIONS	DRIVE TRAIN	CROSSOVER	PRIMARY SIZE	COLLECTOR SIZE
Small Block	Headers	CT8898HORY	–	2 1/2"	Off-Road Pipes	4WD	Y-Pipe	1 7/8"	3"
Small Block	Headers	CT8898HCATY	–	2 1/2"	High Flow Cats	4WD	Y-Pipe	1 7/8"	3"

Performance Connect Products *Engineered To Connect For Maximum Performance*

ENGINE	PRODUCT	PART #	EXIT POSITION	EXHAUST/LEADS SIZE	EMISSIONS	DRIVE TRAIN	CROSSOVER	PRIMARY SIZE	COLLECTOR SIZE
Small Block	Headers	CT8898HOR	–	2 1/2"	Off-Road Pipes	4WD	X-Pipe	1 7/8"	3"
Small Block	Headers	CT8898HCAT	–	2 1/2"	High Flow Cats	4WD	X-Pipe	1 7/8"	3"

Headers Only (No Connection) *Will require fabrication to fit*

ENGINE	PRODUCT	PART #	EXIT POSITION	EXHAUST SIZE	EMISSIONS	DRIVE TRAIN	CROSSOVER	PRIMARY SIZE	COLLECTOR SIZE
Small Block	Headers	CT8898H	–	–	Not Applicable	4WD	None	1 7/8"	3"



CHEVROLET**SILVERADO / SIERRA / SUBURBAN 3/4-TON TRUCK****2004-07**

Designed and made in the USA: Our Chevy Truck systems are TIG welded with premium 304 stainless steel, and available with a variety of options. Bare headers will fit the Chevy Tahoe / Avalanche (leads will require modification to fit.) Will not fit lifted vehicles.

Factory Connect Products *Easily Fits To Factory Connection Point*

ENGINE	PRODUCT	PART #	EMISSIONS	PRIMARY SIZE	COLLECTOR SIZE
8.1L	Headers	81TRK04	N/A - Uses Factory Cats	2"	3"
8.1L	Headers	81TRK04188	N/A - Uses Factory Cats	1 7/8"	3"

2001-03

Designed and made in the USA: Our Chevy Truck systems are TIG welded with premium 304 stainless steel, and available with a variety of options. Headers have the factory style EGR tubes for emissions. Bare headers will fit the Chevy Tahoe / Avalanche (leads will require modification to fit.) Will not fit lifted vehicles.

Factory Connect Products *Easily Fits To Factory Connection Point*

ENGINE	PRODUCT	PART #	EMISSIONS	PRIMARY SIZE	COLLECTOR SIZE
8.1L	Headers	81TRK	N/A - Uses Factory Cats	2"	3"
8.1L	Headers	81TRK188	N/A - Uses Factory Cats	1 7/8"	3"



2001-03 Chevy Truck Headers >>
SW Part# 81TRK

CHEVROLET

TAHOE / YUKON

2007-14

Designed and made in the USA: Our Tahoe systems are TIG welded with premium 304 stainless steel.

Factory Connect Products *Easily Fits To Factory Connection Point*

ENGINE	PRODUCT	PART #	TIP STYLE	MUFFLER STYLE	EXIT POSITION	EXHAUST/LEADS SIZE	EMISSIONS	CROSSOVER	SINGLE OR DUAL	PRIMARY SIZE	COLLECTOR SIZE
LS 4.8L, 5.3L, 6.2L	Headers	CTTHORY	-	-	-	2 1/2"	Off-Road Pipes	Y-Pipe	-	1 3/4"	2 1/2"
LS 4.8L, 5.3L, 6.2L	Headers	CTTHCATY	-	-	-	2 1/2"	High Flow Cats	Y-Pipe	-	1 3/4"	2 1/2"
LS 4.8L, 5.3L, 6.2L	Exhaust	CTTHCB	Slash Cut	Turbo S-Tube	Right Back Bumper	3 1/2"	-	-	Single	-	-

Performance Connect Products *Engineered To Connect For Maximum Performance*

ENGINE	PRODUCT	PART #	TIP STYLE	MUFFLER STYLE	EXIT POSITION	EXHAUST/LEADS SIZE	EMISSIONS	CROSSOVER	SINGLE OR DUAL	PRIMARY SIZE	COLLECTOR SIZE
LS 4.8L, 5.3L, 6.2L	Headers	CTTHOR	-	-	-	2 1/2"	Off-Road Pipes	-	-	1 3/4"	2 1/2"
LS 4.8L, 5.3L, 6.2L	Headers	CTTHCAT	-	-	-	2 1/2"	High Flow Cats	-	-	1 3/4"	2 1/2"
LS 4.8L, 5.3L, 6.2L	Exhaust	CTTHD	Slash Cut	Turbo Chambered	Right Bumper	2 1/2"	-	X-Pipe	Dual	-	-



CHEVROLET

TRAILBLAZER

2006-09

Designed and made in the USA: Our Trailblazer systems are TIG welded with premium 304 stainless steel, and available with a variety of options. Exhausts include slash-cut tips.

Factory Connect Products *Easily Fits To Factory Connection Point*

ENGINE	PRODUCT	PART #	MUFFLER STYLE	EXIT POSITION	EXHAUST/LEADS SIZE	EMISSIONS	CROSSOVER	SINGLE OR DUAL	PRIMARY SIZE	COLLECTOR SIZE
LS 6.0L	Headers	TBSSYOR	–	–	2 1/2"	Off-Road Pipes	Y-Pipe	–	1 3/4"	2 1/2"
LS 6.0L	Headers	TBSSY	–	–	2 1/2"	High Flow Cats	Y-Pipe	–	1 3/4"	2 1/2"
LS 6.0L	Exhaust	TBCB	Turbo Chambered	Factory Location	3 1/2"	–	None	Single	–	–
LS 6.0L	Exhaust	TBCB-LMF	Turbo S-Tube	Factory Location	3 1/2"	–	None	Single	–	–
LS 6.0L	Exhaust	TBTDCB	Turbo Chambered	Two Back Bumper On Sides	2 1/2"	–	Y-Pipe	Dual	–	–
LS 6.0L	Exhaust	TBTDLMFCB	Turbo S-Tube	Two Back Bumper On Sides	2 1/2"	–	Y-Pipe	Dual	–	–
LS 6.0L	Exhaust	TBTDCBCO	Turbo Chambered	Two In Center Of Rear Bumper	2 1/2"	–	Y-Pipe	Dual	–	–
LS 6.0L	Exhaust	TBTDLMFCBCO	Turbo S-Tube	Two In Center Of Rear Bumper	2 1/2"	–	Y-Pipe	Dual	–	–

Performance Connect Products *Engineered To Connect For Maximum Performance*

ENGINE	PRODUCT	PART #	MUFFLER STYLE	EXIT POSITION	EXHAUST/LEADS SIZE	EMISSIONS	CROSSOVER	SINGLE OR DUAL	PRIMARY SIZE	COLLECTOR SIZE
LS 6.0L	Headers	TBSSOR	–	–	2 1/2"	Off-Road Pipes	–	–	1 3/4"	2 1/2"
LS 6.0L	Headers	TBSS	–	–	2 1/2"	High Flow Cats	–	–	1 3/4"	2 1/2"
LS 6.0L	Exhaust	TBTD	Turbo Chambered	Two Back Bumper On Sides	2 1/2"	–	X-Pipe	Dual	–	–
LS 6.0L	Exhaust	TBTDLMF	Turbo S-Tube	Two Back Bumper On Sides	2 1/2"	–	X-Pipe	Dual	–	–
LS 6.0L	Exhaust	TBTDCO	Turbo Chambered	Two In Center Of Rear Bumper	2 1/2"	–	X-Pipe	Dual	–	–
LS 6.0L	Exhaust	TBTDLMFCO	Turbo S-Tube	Two In Center Of Rear Bumper	2 1/2"	–	X-Pipe	Dual	–	–

DODGE

CHALLENGER

2015-18

Designed and made in the USA: Our Challenger systems are TIG welded with premium 304 stainless steel, and available with a variety of options. These exhausts feature an X-pipe crossover, and headers are available with 1-7/8" or 2" primaries with 3" collectors..

Factory Connect Products *Easily Fits To Factory Connection Point*

ENGINE	PRODUCT	PART #	EMISSIONS	MUFFLER STYLE	TIP STYLE	EXHAUST/LEADS SIZE	PRIMARY SIZE	ACTIVE EXHAUST
5.7L, 6.1L, 6.2L, 6.4L	Headers	HM64HDROR	Off-Road Pipes	–	–	3"	1 7/8"	–
5.7L, 6.1L, 6.2L, 6.4L	Headers	HM64HRCAT	High Flow Cats	–	–	3"	1 7/8"	–
5.7L, 6.1L, 6.2L, 6.4L	Headers	HM642HDROR	Off-Road Pipes	–	–	3"	2"	–
5.7L, 6.1L, 6.2L, 6.4L	Headers	HM642HRCAT	High Flow Cats	–	–	3"	2"	–
5.7L	Exhaust	CHALL15CB	–	Turbo Chambered	NA - Uses OEM Tips	3"	–	No Valves
6.2L, 6.4L	Exhaust	CHALL16CB	–	Turbo Chambered (best sound with manifolds)	NA - Uses OEM Tips	3"	–	Includes Valves
6.2L, 6.4L	Exhaust	CHALL16CBHDR	–	Turbo Chambered + Resonator (best for SW headers)	NA - Uses OEM Tips	3"	–	Includes Valves

Available from Stainless Power: Affordable Performance Made To Stainless Works Specifications

5.7L, 6.2L, 6.4L	Headers	SHM64HDROR	Off-Road Pipes	–	–	3"	1 7/8"	–
5.7L, 6.2L, 6.4L	Headers	SHM64HRCAT	High Flow Cats	–	–	3"	1 7/8"	–

Performance Connect Products *Engineered To Connect For Maximum Performance*

ENGINE	PRODUCT	PART #	EMISSIONS	MUFFLER STYLE	TIP STYLE	EXHAUST/LEADS SIZE	PRIMARY SIZE	ACTIVE EXHAUST
6.2L, 6.4L	Exhaust	CHALL16CBHDR	–	Turbo Chambered + Resonator (best for SW headers)	NA - Uses OEM Tips	3"	–	Includes Valves



CHALLENGER**2013-14**

Designed and made in the USA: Our Challenger systems are TIG welded with premium 304 stainless steel, and available with a variety of options. These exhausts feature an X-pipe crossover, and headers are available with 1-7/8" or 2" primaries with 3" collectors.

Factory Connect Products *Easily Fits To Factory Connection Point*

ENGINE	PRODUCT	PART #	TIP STYLE	MUFFLER STYLE	EXIT POSITION	EXHAUST/LEADS SIZE	EMISSIONS	PRIMARY SIZE
5.7L, 6.4L	Headers	HM64HDROR	-	-	-	3"	Off-Road Pipes	1 7/8"
5.7L, 6.4L	Headers	HM64HRCAT	-	-	-	3"	High Flow Cats	1 7/8"
5.7L, 6.1L, 6.2L, 6.4L	Headers	HM642HDROR	-	-	-	3"	Off-Road Pipes	2"
5.7L, 6.1L, 6.2L, 6.4L	Headers	HM642HRCAT	-	-	-	3"	High Flow Cats	2"
3.5L V6, 5.7L, 6.4L	Exhaust	CHALLV6CBSE	Oval	Turbo S-Tube	Side Exit	2 1/2"	-	-
5.7L	Exhaust	CHALLRTCB	Wide Oval	Turbo Chambered	Factory Location	2 1/2"	-	-
5.7L	Exhaust	CHALLRTCBL	Wide Oval	Turbo S-Tube	Factory Location	2 1/2"	-	-
5.7L, 6.4L	Exhaust	HM64CBSEOMP	NA - Uses OEM Tips	Turbo S-Tube	Factory Location	3"	-	-
5.7L, 6.4L	Exhaust	HM64CBSEOMP	NA - Uses OEM Tips	Turbo Chambered	Factory Location	3"	-	-
5.7L, 6.4L	Exhaust	HM64CB-C	Quad Slash Cut	Turbo Chambered	Factory Location	3"	-	-
5.7L, 6.4L	Exhaust	HM64CB-S	Quad Slash Cut	Turbo S-Tube	Factory Location	3"	-	-

Available from Stainless Power: Affordable Performance Made To Stainless Works Specifications

5.7L, 6.4L	Headers	SHM64HDROR	-	-	-	3"	Off-Road Pipes	1 7/8"
5.7L, 6.4L	Headers	SHM64HRCAT	-	-	-	3"	High Flow Cats	1 7/8"

Dodge Challenger Headers >>
SW Part# HM64HDROR



DODGE

CHALLENGER

2012

Designed and made in the USA: Our Challenger systems are TIG welded with premium 304 stainless steel, and available with a variety of options. These exhausts feature an X-pipe crossover, and headers are available with 1-7/8" or 2" primaries.

Factory Connect Products *Easily Fits To Factory Connection Point*

ENGINE	PRODUCT	PART #	TIP STYLE	MUFFLER STYLE	EXIT POSITION	EXHAUST/LEADS SIZE	EMISSIONS	PRIMARY SIZE
5.7L, 6.4L	Headers	HM64HDROR	–	–	–	3"	Off-Road Pipes	1 7/8"
5.7L, 6.4L	Headers	HM64HDCAT	–	–	–	3"	High Flow Cats	1 7/8"
5.7L, 6.1L, 6.2L, 6.4L	Headers	HM642HDROR	–	–	–	3"	Off-Road Pipes	2"
5.7L, 6.1L, 6.2L, 6.4L	Headers	HM642HDCAT	–	–	–	3"	High Flow Cats	2"
3.5L V6, 5.7L, 6.4L	Exhaust	CHALLV6CBSE	Wide Oval	Turbo S-Tube	Side Exit	2 1/2"	–	–
5.7L	Exhaust	CHALLRTCB	Wide Oval	Turbo Chambered	Factory Location	2 1/2"	–	–
5.7L	Exhaust	CHALLRTCBL	Wide Oval	Turbo S-Tube	Factory Location	2 1/2"	–	–
5.7L, 6.4L	Exhaust	HM64C8SOEMTP	NA - Uses OEM Tips	Turbo S-Tube	Factory Location	3"	–	–
5.7L, 6.4L	Exhaust	HM64C8COEMTP	NA - Uses OEM Tips	Turbo Chambered	Factory Location	3"	–	–
5.7L, 6.4L	Exhaust	HM64CB-C	Dual Slash Cut	Turbo Chambered	Factory Location	3"	–	–
5.7L, 6.4L	Exhaust	HM64CB-S	Dual Slash Cut	Turbo S-Tube	Factory Location	3"	–	–

Available from Stainless Power: Affordable Performance Made To Stainless Works Specifications

5.7L, 6.4L	Headers	SHM64HDROR	–	–	–	3"	Off-Road Pipes	1 7/8"
5.7L, 6.4L	Headers	SHM64HDCAT	–	–	–	3"	High Flow Cats	1 7/8"

2008-11

Designed and made in the USA: Our Challenger systems are TIG welded with premium 304 stainless steel, and available with a variety of options. These exhausts feature an X-pipe crossover and headers are available with 1-7/8" or 2" primaries.

Factory Connect Products *Easily Fits To Factory Connection Point*

ENGINE	PRODUCT	PART #	TIP STYLE	MUFFLER STYLE	EXIT POSITION	EXHAUST/LEADS SIZE	EMISSIONS	PRIMARY SIZE
5.7L, 6.1L	Headers	HM64HDROR	–	–	–	3"	Off-Road Pipes	1 7/8"
5.7L, 6.1L	Headers	HM64HDCAT	–	–	–	3"	High Flow Cats	1 7/8"
5.7L, 6.1L, 6.2L, 6.4L	Headers	HM642HDROR	–	–	–	3"	Off-Road Pipes	2"
5.7L, 6.1L, 6.2L, 6.4L	Headers	HM642HDCAT	–	–	–	3"	High Flow Cats	2"
3.5L V6, 5.7L, 6.1L	Exhaust	CHALLV6CBSE	Oval	Turbo S-Tube	Side Exit	2 1/2"	–	–
5.7L	Exhaust	CHALLRTCB	Wide Oval	Turbo Chambered	Factory Location	2 1/2"	–	–
5.7L	Exhaust	CHALLRTCBL	Wide Oval	Turbo S-Tube	Factory Location	2 1/2"	–	–
5.7L, 6.1L	Exhaust	HM64C8SOEMTP	NA - Uses OEM Tips	Turbo S-Tube	Factory Location	3"	–	–
5.7L, 6.1L	Exhaust	HM64C8COEMTP	NA - Uses OEM Tips	Turbo Chambered	Factory Location	3"	–	–
5.7L, 6.1L	Exhaust	HM64CB-C	Dual Slash Cut	Turbo Chambered	Factory Location	3"	–	–
5.7L, 6.1L	Exhaust	HM64CB-S	Dual Slash Cut	Turbo S-Tube	Factory Location	3"	–	–

Available from Stainless Power: Affordable Performance Made To Stainless Works Specifications

5.7L	Headers	SHM64HDROR	–	–	–	3"	Off-Road Pipes	1 7/8"
5.7L	Headers	SHM64HDCAT	–	–	–	3"	High Flow Cats	1 7/8"

CHARGER / 300C / MAGNUM**2015-18**

Designed and made in the USA: Our Charger/300C systems are TIG welded with premium 304 stainless steel, and available with a variety of options. Headers feature 1-7/8" primaries to 3" collectors and leads.

Factory Connect Products *Easily Fits To Factory Connection Point*

ENGINE	PRODUCT	PART #	FITMENT	CROSSOVER	EXHAUST/LEADS SIZE	EMISSIONS	PRIMARY SIZE
6.4L	Headers	HM64HDROR	-	-	3"	Off-Road Pipes	1 7/8"
6.4L	Headers	HM64HDRCAT	-	-	3"	High Flow Cats	1 7/8"
5.7L, 6.1L, 6.2L, 6.4L	Headers	HM642HDROR	-	-	3"	Off-Road Pipes	2"
5.7L, 6.1L, 6.2L, 6.4L	Headers	HM642HDRCAT	-	-	3"	High Flow Cats	2"
5.7L	Exhaust	CHAR15CB	Charger RT, RT Road & Track	X-Pipe	3"	-	-
6.2L, 6.4L	Exhaust	CHAR16CB	Scat Pack, SRT 392, Hellcat	X-Pipe	3"	-	-

Available from Stainless Power: Affordable Performance Made To Stainless Works Specifications

5.7L, 6.1L, 6.2L, 6.4L	Headers	SHM64HDROR	-	-	3"	Off-Road Pipes	1 7/8"
5.7L, 6.1L, 6.2L, 6.4L	Headers	SHM64HDRCAT	-	-	3"	High Flow Cats	1 7/8"

Performance Connect Products *Engineered To Connect For Maximum Performance*

ENGINE	PRODUCT	PART #	FITMENT	CROSSOVER	EXHAUST/LEADS SIZE	EMISSIONS	PRIMARY SIZE
6.2L, 6.4L	Exhaust	CHAR16CBHDR	Scat Pack, SRT 392, Hellcat	X-Pipe	3"	-	-

2005-14

Designed and made in the USA: Our Charger/Magnum systems are TIG welded with premium 304 stainless steel, and available with a variety of options. These exhausts feature an X-pipe and 4" slash-cut tips.

Factory Connect Products *Easily Fits To Factory Connection Point*

ENGINE	PRODUCT	PART #	TIP STYLE	MUFFLER STYLE	EXIT POSITION	CROSSOVER	EXHAUST/LEADS SIZE	EMISSIONS	PRIMARY SIZE
5.7L	Headers	HMHDROR	-	-	-	-	2 1/2"	Off-Road Pipes	1 3/4"
5.7L	Headers	HMHDRCAT	-	-	-	-	2 1/2"	High Flow Cats	1 3/4"
6.1L, 6.2L, 6.4L	Headers	HM64HDROR	-	-	-	-	3"	Off-Road Pipes	1 7/8"
6.1L, 6.2L, 6.4L	Headers	HM64HDRCAT	-	-	-	-	3"	High Flow Cats	1 7/8"
5.7L, 6.1L, 6.2L, 6.4L	Headers	HM642HDROR	Off-Road Pipes	-	-	-	3"	-	2"
5.7L, 6.1L, 6.2L, 6.4L	Headers	HM642HDRCAT	High Flow Cats	-	-	-	3"	-	2"
5.7L	Exhaust	HMCB	Slash Cut	Turbo Chambered	Two Back Bumper On Sides	X-Pipe	2 1/2"	-	-
5.7L	Exhaust	HMCBL	Slash Cut	Turbo S-Tube	Two Back Bumper On Sides	X-Pipe	2 1/2"	-	-

Available from Stainless Power: Affordable Performance Made To Stainless Works Specifications

5.7L, 6.1L, 6.2L, 6.4L	Headers	SHM64HDROR	-	-	-	-	3"	Off-Road Pipes	1 7/8"
5.7L, 6.1L, 6.2L, 6.4L	Headers	SHM64HDRCAT	-	-	-	-	3"	High Flow Cats	1 7/8"

Charger / 300c / Magnum Headers >>
SW Part# HMHDRCAT



DODGE

RAM

2009-18

Designed and made in the USA: Our Ram 1500 AWD systems are TIG welded with premium 304 stainless steel, and available with a variety of options. Exhausts listed are 2-1/2" and feature 5" slash cut conical double wall tips. Fits both 5 and 8-speed transmissions with 140.5" wheelbase.

Factory Connect Products *Easily Fits To Factory Connection Point*

ENGINE	PRODUCT	PART #	MUFFLER STYLE	EXHAUST/LEADS SIZE	EMISSIONS	PRIMARY SIZE	CROSSOVER
5.7	Headers	RAM09HORY	–	3"	Off-Road Pipes	1 7/8"	Y-Pipe
5.7L	Headers	RAM09HORYST	–	3"	Off-Road Pipes	1 3/4"	Y-Pipe
5.7L	Headers	RAM09HCATY	–	3"	High Flow Cats	1 7/8"	Y-Pipe
5.7L	Headers	RAM09HCATYST	–	3"	High Flow Cats	1 3/4"	Y-Pipe
5.7L	Exhaust	RAM09CBY-S	Turbo S-Tube	3"	–	–	Y-Pipe
5.7L	Exhaust	RAM09CBY-C	Turbo Chambered	3"	–	–	Y-Pipe

Performance Connect Products *Engineered To Connect For Maximum Performance*

ENGINE	PRODUCT	PART #	MUFFLER STYLE	EXHAUST/LEADS SIZE	EMISSIONS	PRIMARY SIZE	CROSSOVER
5.7L	Headers	RAM09HOR	–	3"	Off-Road Pipes	1 7/8"	–
5.7L	Headers	RAM09HORST	–	3"	Off-Road Pipes	1 3/4"	–
5.7L	Headers	RAM09HCAT	–	3"	High Flow Cats	1 7/8"	–
5.7L	Headers	RAM09HCATST	–	3"	High Flow Cats	1 3/4"	–
5.7L	Exhaust	RAM09CB-C	Turbo Chambered	3"	–	–	X-Pipe
5.7L	Exhaust	RAM09CB-S	Turbo S-Tube	3"	–	–	X-Pipe



CROWN VIC / GRAND MARQUIS**2003-11**

Designed and made in the USA: Our Crown Vic / Grand Marquis headers are TIG welded with premium 304 stainless steel, and feature 1-5/8" primaries.

Factory Connect Products *Easily Fits To Factory Connection Point*

ENGINE	PRODUCT	PART #	TIP STYLE	MUFFLER STYLE	EXIT POSITION	EXHAUST/LEADS SIZE	EMISSIONS	PRIMARY SIZE	CROSSOVER
4.6L 2V	Headers	CRVIC03HOR	–	–	–	2 1/2"	Off-Road Pipes	1-5/8"	–
4.6L 2V	Headers	CRVIC03HCAT	–	–	–	2 1/2"	High Flow Cats	1-5/8"	–
4.6L 2V	Exhaust	CRVIC03CB	3 1/2" Slash Cut	Turbo Chambered	Factory Location	2 1/2"	–	–	X-Pipe
4.6L 2V	Exhaust	CRVIC03CBLMF	3 1/2" Slash Cut	Turbo S-Tube	Factory Location	2 1/2"	–	–	X-Pipe
4.6L 2V	Exhaust	CRVIC03CBNT	NA - Requires Customer Fabrication	Turbo Chambered	No Tailpipes	2 1/2"	–	–	X-Pipe
4.6L 2V	Exhaust	CRVIC03CBNTL	NA - Requires Customer Fabrication	Turbo S-Tube	No Tailpipes	2 1/2"	–	–	X-Pipe

1998-2002

Designed and made in the USA: Our Crown Vic / Grand Marquis headers are TIG welded with premium 304 stainless steel, and feature 1-5/8" primaries.

Factory Connect Products *Easily Fits To Factory Connection Point*

ENGINE	PRODUCT	PART #	TIP STYLE	MUFFLER STYLE	EXIT POSITION	EXHAUST/LEADS SIZE	EMISSIONS	PRIMARY SIZE	CROSSOVER
4.6L 2V	Headers	CRVICHDROR	–	–	–	2 1/2"	Off-Road Pipes	1-5/8"	–
4.6L 2V	Headers	CRVICHDRCAT	–	–	–	2 1/2"	High Flow Cats	1-5/8"	–
4.6L 2V	Exhaust	CRVIC98CBLMF	3 1/2" Slash Cut	Turbo S-Tube	Factory Location	2 1/2"	–	–	X-Pipe
4.6L 2V	Exhaust	CRVIC98CB	3 1/2" Slash Cut	Turbo Chambered	Factory Location	2 1/2"	–	–	X-Pipe

1992-97

Designed and made in the USA: Our Crown Vic / Grand Marquis headers are TIG welded with premium 304 stainless steel, and feature 1-5/8" primaries.

Headers Only *To use for your own fabrication*

ENGINE	PRODUCT	PART #	EMISSIONS	PRIMARY SIZE	COLLECTOR SIZE
4.6L 2V	Headers	CRVICHDR	Not Applicable	1 5/8"	3"



FORD

F-150

2015-18

Designed and made in the USA: Our F-150 systems are TIG welded with premium 304 stainless steel, and available with a variety of options. Fits 2WD/4WD. EcoBoost systems are designed to fit trucks up to 156.5" wheelbase. 5.0L systems designed for Supercab with 6.5' bed or Supercrew with 5.5' or 6.5' bed.

Factory Connect Products *Easily Fits To Factory Connection Point*

ENGINE	PRODUCT	PART #	MUFFLER STYLE	EXIT POSITION	EXHAUST/LEADS SIZE	EMISSIONS	CROSSOVER	PRIMARY SIZE
5.0L	Headers	FT15HCATY	–	–	3"	High Flow Cats	Y-Pipe	1 7/8"
5.0L	Headers	FT15HORY	–	–	3"	Off-Road Pipes	Y-Pipe	1 7/8"
EcoBoost 2.7L V6	Downpipe	FT15ECODP	–	–	3"	Off-Road Pipes	Y-Pipe	–
EcoBoost 2.7L V6	Downpipe	FT15ECODPCAT	–	–	3"	High Flow Cats	Y-Pipe	–
EcoBoost 3.5L V6	Downpipe	FT16ECODP	–	–	3"	Off-Road Pipes	Y-Pipe	–
EcoBoost 3.5L V6	Downpipe	FT16ECODPCAT	–	–	3"	High Flow Cats	Y-Pipe	–
5.0L	Exhaust	FT15CBFTY	2-In 2-Out	Passenger Side in Front of Tire	3"	–	–	–
5.0L	Exhaust	FT15CBBY	Turbo S-Tube	Behind Passenger Rear Tire	3"	–	–	–
EcoBoost 2.7L, 3.5L V6	Exhaust	FT15ECOCB	Turbo Chambered	–	3 1/2"	–	–	–
EcoBoost 2.7L, 3.5L V6	Exhaust	FT15ECOCBLMF	Turbo S-Tube	–	3 1/2"	–	–	–

Performance Connect Products *Engineered To Connect For Maximum Performance*

ENGINE	PRODUCT	PART #	MUFFLER STYLE	EXIT POSITION	EXHAUST/LEADS SIZE	EMISSIONS	CROSSOVER	PRIMARY SIZE
5.0L	Exhaust	FT15CB	Turbo Chambered	Behind Passenger Rear Tire	3"	–	–	–
5.0L	Exhaust	FT15CBFT	X-Pipe Resonator	Passenger Side in Front of Tire	3"	–	–	–
5.0L	Headers	FT15HCAT	–	–	3"	High Flow Cats	X-Pipe	1 7/8"
5.0L	Headers	FT15HOR	–	–	3"	Off-Road Pipes	X-Pipe	1 7/8"

2011-14

Designed and made in the USA: Our F-150 systems are TIG welded with premium 304 stainless steel, and available with a variety of options. Fits 2WD & 4WD, exhausts listed feature slash-cut tips. EcoBoost systems are designed to fit trucks up to 156.5 wheel base. 5.0L systems designed for Supercab with 6.5' bed or Supercrew with 5.5' or 6.5' bed.

Factory Connect Products *Easily Fits To Factory Connection Point*

ENGINE	PRODUCT	PART #	MUFFLER STYLE	EXIT POSITION	DOWNPIPE/EXHAUST/LEADS SIZE	EMISSIONS	CROSSOVER	PRIMARY SIZE
5.0L	Headers	FT11HCATY	–	–	3"	High Flow Cats	Y-Pipe	1 7/8"
5.0L	Headers	FT11HCATYST	–	–	3"	High Flow Cats	Y-Pipe	1 3/4"
5.0L	Headers	FT11HORY	–	–	3"	Off-Road Pipes	Y-Pipe	1 7/8"
5.0L	Headers	FT11HORYST	–	–	3"	Off-Road Pipes	Y-Pipe	1 3/4"
3.5L V6	Downpipe	FTECODP	–	–	3"	Off-Road Pipes	–	–
3.5L V6	Downpipe	FTECODPCAT	–	–	3"	High Flow Cats	–	–
5.0L	Exhaust	FT11CBUBY	Turbo S-Tube	Two Back Bumper On Sides	3"	–	Y-Pipe	–
5.0L	Exhaust	FT11CBBY	Turbo S-Tube	Behind Passenger Rear Tire	3"	–	Y-Pipe	–
3.5L V6	Exhaust	FTECOCB	Turbo Chambered	Factory Location	3 1/2"	–	–	–
3.5L V6	Exhaust	FTECOCB-LMF	Turbo S-Tube	Factory Location	3 1/2"	–	–	–

Performance Connect Products *Engineered To Connect For Maximum Performance*

ENGINE	PRODUCT	PART #	MUFFLER STYLE	EXIT POSITION	EXHAUST/LEADS SIZE	EMISSIONS	CROSSOVER	PRIMARY SIZE
5.0L	Headers	FT11HCAT	–	–	3"	High Flow Cats	–	1 7/8"
5.0L	Headers	FT11HCATST	–	–	3"	High Flow Cats	–	1 3/4"
5.0L	Headers	FT11HOR	–	–	3"	Off-Road Pipes	–	1 7/8"
5.0L	Headers	FT11HORST	–	–	3"	Off-Road Pipes	–	1 3/4"
5.0L	Exhaust	FT11CB	Smooth Tube	Behind Passenger Rear Tire	3"	–	–	–
5.0L	Exhaust	FT11CBUB	Smooth Tube	Two Back Bumper On Sides	3"	–	–	–

F-150

2009-10

Designed and made in the USA: Our F-150 systems are TIG welded with premium 304 stainless steel, and available with a variety of options. Fits 2WD & 4WD exhausts listed are 2-1/2" and feature slash-cut tips. Fits SuperCrew 5.5' or 6.5' bed or SuperCab 6.5' bed.

Factory Connect Products *Easily Fits To Factory Connection Point*

ENGINE	PRODUCT	PART #	MUFFLER STYLE	EXIT POSITION	EMISSIONS	CROSSOVER	EXHAUST SIZE	COLLECTOR SIZE
5.4L	Exhaust	FT09CBBY	Turbo S-Tube	Two Back Bumper On Sides	–	Y-Pipe	2 1/2"	–
5.4L	Exhaust	FT09CBVRT	Turbo S-Tube	Behind Passenger Rear Tire	–	Y-Pipe	2 1/2"	–

Performance Connect Products *Engineered To Connect For Maximum Performance*

ENGINE	PRODUCT	PART #	MUFFLER STYLE	EXIT POSITION	EMISSIONS	CROSSOVER	PRIMARY SIZE	EXHAUST/LEADS SIZE
5.4L	Headers	FT09HDRCAT	–	–	High Flow Cats	X-Pipe	1 3/4"	2 1/2"
5.4L	Headers	FT09HDROR	–	–	Off-Road Pipes	X-Pipe	1 3/4"	2 1/2"
5.4L	Exhaust	FT09CBHDR	Turbo Chambered	Back Bumper	–	–	–	2 1/2"
5.4L	Exhaust	FT09CBRTHDR	Turbo Chambered	Behind Passenger Rear Tire	–	–	–	2 1/2"

2004-08

Designed and made in the USA: Our F-150 systems are TIG welded with premium 304 stainless steel, and available with a variety of options. Fits 2WD & 4WD, exhausts listed are 2-1/2" and feature slash-cut tips. 5.4L System Fits SuperCrew 5.5' or 6.5' bed or SuperCab 6.5' bed.

Factory Connect Products *Easily Fits To Factory Connection Point*

ENGINE	PRODUCT	PART #	MUFFLER STYLE	EXIT POSITION	EMISSIONS	CROSSOVER	PRIMARY SIZE	COLLECTOR SIZE
5.4L	Headers	08F150HCATY	–	–	High Flow Cats	Y-Pipe	1 3/4"	2 1/2"
5.4	Headers	08F150HORY	–	–	Off-Road Pipes	Y-Pipe	1 3/4"	2 1/2"
4.6L 2V	Headers	FT05CAT	–	–	High Flow Cats	Y-Pipe	1 5/8"	2 1/2"
4.6L 2V	Headers	FT05OR	–	–	Off-Road Pipes	Y-Pipe	1 5/8"	2 1/2"

Performance Connect Products *Engineered To Connect For Maximum Performance*

ENGINE	PRODUCT	PART #	MUFFLER STYLE	EXIT POSITION	EMISSIONS	CROSSOVER	PRIMARY SIZE	COLLECTOR SIZE
5.4L	Headers	08F150HCAT	–	–	High Flow Cats	X-Pipe	1 3/4"	2 1/2"
5.4L	Headers	08F150HOR	–	–	Off-Road Pipes	X-Pipe	1 3/4"	2 1/2"
4.6L 2V	Headers	FT05	–	–	–	–	1 5/8"	2 1/2"
5.4L	Exhaust	08F150TDRT	Turbo Chambered	Two Behind Rear Right Tire	–	–	–	–
5.4L	Exhaust	08F150TDUB	Turbo Chambered	Two Back Bumper On Sides	–	–	–	–

F-150 SVT LIGHTNING

1999-2004

Performance Connect Products *Engineered To Connect For Maximum Performance*

ENGINE	PRODUCT	PART #	MUFFLER STYLE	EMISSIONS	PRIMARY SIZE	EXHAUST/LEADS SIZE
5.4L	Headers	FTLTNHCAT	–	High Flow Cats	1 3/4"	3"
5.4L	Headers	FTLTNHOR	–	Off-Road Leads	1 3/4"	3"
5.4L	Exhaust	FTLTNCB4	Turbo Chambered	–	–	3"
5.4L	Exhaust	FTLTNCBLMF4	Turbo S-Tube	–	–	3"

FORD

F-250/F-350 SUPER DUTY

2017-18 6.2L

Designed and Made in the USA: Our Super Duty systems are TIG Welded with premium 304 Stainless Steel and available with a variety of options. Fits 2WD/4WD. Catback Exhaust will fit Crew Cab with 6-3/4' bed. This system will fit SuperCab vehicles with minor trimming.

ENGINE	PRODUCT	PART #	MUFFLER STYLE	EXIT POSITION	EMISSIONS	CROSSOVER	PRIMARY SIZE
6.2L	Headers	FT211HCAT	–	–	High Flow Cats	–	1 7/8"
6.2L	Headers	FT211HOR	–	–	Off-Road Pipes	–	1 7/8"
6.2L	Exhaust	FT217CB	Turbo S-Tube	Behind Passenger Rear Tire	–	X-Pipe	–
6.2L	Exhaust	FT217CBFT	Turbo S-Tube	Passenger Side In Front Of Tire	–	X-Pipe	–

2011-16 6.2L

Designed and Made in the USA: Our Super Duty systems are TIG Welded with premium 304 Stainless Steel and available with a variety of options. Fits 2WD/4WD. Catback Exhaust will fit Crew Cab with 6-3/4' bed. This system will fit SuperCab vehicles with minor trimming.

ENGINE	PRODUCT	PART #	MUFFLER STYLE	EXIT POSITION	EMISSIONS	CROSSOVER	PRIMARY SIZE
6.2L	Headers	FT211HCAT	–	–	High Flow Cats	–	1 7/8"
6.2L	Headers	FT211HOR	–	–	Off-Road Pipes	–	1 7/8"
6.2L	Exhaust	FT2CB	Turbo S-Tube	Behind Passenger Rear Tire	–	X-Pipe	–

F-150 RAPTOR 2ND GEN.

2017-18

Ford F-150 Raptor downpipe & catback systems. Available with multiple options, or connect both for a full 3" system from Stainless Works. Downpipes eliminate turbo adapter for increased airflow.

Factory Connect Products *Easily Fits To Factory Connection Point*

ENGINE	PRODUCT	PART #	MUFFLER STYLE	EMISSIONS	SIZE	EXIT POSITION
3.5L V6	Downpipe	FTR17DPCAT	–	High Flow Cats	3"	–
3.5L V6	Downpipe	FTR17DP	–	Off-Road Pipes	3"	–
3.5L V6	Catback	FTR17CBUB	Turbo	–	3"	Under Bumper Both Sides
3.5L V6	Catback	FTR17CBDP	Turbo	–	3"	Dump Style in Front of Rear Axles

F-150 RAPTOR SUPERCAB

2010-14

Our F-150 Raptor systems are available with a variety of options. These 3" exhausts feature slash-cut tips. Our 6.2L Performance Connect systems also fit standard 6.2L F-150s.

Factory Connect Products *Easily Fits To Factory Connection Point*

ENGINE	PRODUCT	PART #	MUFFLER STYLE	EXIT POSITION	EMISSIONS	CROSSOVER	PRIMARY SIZE	EXHAUST CONNECTION
6.2L	Headers	FTR10HCATY	–	–	High Flow Cats	Y-Pipe	1 7/8"	To Factory Exhaust
6.2L	Headers	FTR10HORY	–	–	Off-Road Pipes	Y-Pipe	1 7/8"	To Factory Exhaust
5.4L	Headers	FTR1054HCATY	–	–	High Flow Cats	Y-Pipe	1 3/4"	
5.4L	Headers	FTR1054HORY	–	–	Off-Road Pipes	Y-Pipe	1 3/4"	
5.4L, 6.2L	Exhaust	FTR10CBCY	Turbo Chambered	Behind Passenger Rear Tire	–	Y-Pipe	–	–
5.4L, 6.2L	Exhaust	FTR10CBUBY	Turbo S-Tube	Under Bumper Both Sides	–	Y-Pipe	–	–
5.4L, 6.2L	Exhaust	FTR10CUBY	Turbo S-Tube	Behind Passenger Rear Tire	–	Y-Pipe	–	–

Available from Stainless Power: Affordable Performance Made To Stainless Works Specifications

6.2L	Headers	SFTR10HCATY	–	–	High Flow Cats	Y-Pipe	1 7/8"	To Factory Exhaust
6.2L	Headers	SFTR10HORY	–	–	Off-Road Pipes	Y-Pipe	1 7/8"	To Factory Exhaust

Performance Connect Products *Engineered To Connect For Maximum Performance*

ENGINE	PRODUCT	PART #	MUFFLER STYLE	EXIT POSITION	EMISSIONS	CROSSOVER	PRIMARY SIZE	EXHAUST CONNECTION
6.2L	Headers	FTR10HCAT	–	–	High Flow Cats	X-Pipe	1 7/8"	To SW Under Bumper or Behind Rear Tire Exhaust
6.2L	Headers	FTR10HOR	–	–	Off-Road Pipes	X-Pipe	1 7/8"	To SW Under Bumper or Behind Rear Tire Exhaust
6.2L	Headers	FTR12HCATSC	–	–	High Flow Cats	–	1 7/8"	To Passenger Side in Front of Tire Exhaust or Dump Style
6.2L	Headers	FTR12HORSC	–	–	Off-Road Pipes	–	1 7/8"	To Passenger Side in Front of Tire Exhaust or Dump Style
5.4L	Headers	FTR1054HCAT	–	–	High Flow Cats	X-Pipe	1 3/4"	
5.4L	Headers	FTR1054HOR	–	–	Off-Road Pipes	X-Pipe	1 3/4"	
5.4L, 6.2L	Exhaust	FTR13CBDP	Turbo Chambered	Dump Style in front of rear axles	–	–	–	–
5.4L, 6.2L	Exhaust	FTR13CBFT	Turbo Chambered	Passenger Side in Front of Tire	–	–	–	–
5.4L, 6.2L	Exhaust	FTR10CB	Turbo Chambered	Behind Passenger Rear Tire	–	–	–	–
5.4L, 6.2L	Exhaust	FTR10CB-LMF	Turbo S-Tube	Behind Passenger Rear Tire	–	–	–	–
5.4L, 6.2L	Exhaust	FTR10CBUB	Turbo Chambered	Under Bumper Both Sides	–	–	–	–
5.4L, 6.2L	Exhaust	FTR10CBUBLMF	Turbo S-Tube	Under Bumper Both Sides	–	–	–	–

Available from Stainless Power: Affordable Performance Made To Stainless Works Specifications

6.2L	Headers	SFTR10HOR	–	–	Off-Road Pipes	X-Pipe	1 7/8"	To SW Under Bumper or Behind Rear Tire Exhaust
6.2L	Headers	SFTR10HCAT	–	–	High Flow Cats	X-Pipe	1 7/8"	To SW Under Bumper or Behind Rear Tire Exhaust
6.2L	Headers	SFTR12HCAT	–	–	High Flow Cats	–	1 7/8"	To Passenger Side in Front of Tire Exhaust or Dump Style
6.2L	Headers	SFTR12HOR	–	–	Off-Road Pipes	–	1 7/8"	To Passenger Side in Front of Tire Exhaust or Dump Style

≡ Passenger Side in Front of Tire
(Lightning Exit)

≡ Behind Passenger
Rear Tire

≡ Under Bumper
Both Sides

≡ Dump Style in Front
of Rear Axles



FORD

F-150 RAPTOR SUPERCREW

2011-14 6.2L

Designed and made in the USA: Our F-150 Raptor systems are TIG welded with premium 304 stainless steel, and available with a variety of options. These 3" exhausts feature slash-cut tips, and headers have 1-7/8" primaries.

Factory Connect Products *Easily Fits To Factory Connection Point*

PRODUCT	PART #	MUFFLER STYLE	EXIT POSITION	EMISSIONS	CROSSOVER	EXHAUST CONNECTION
Headers	FTR11HCATYSC	–	–	High Flow Cats	Y-Pipe	To Factory Exhaust
Headers	FTR11HORVSC	–	–	Off-Road Pipes	Y-Pipe	To Factory Exhaust
Exhaust	FTR10CBCY	Turbo Chambered	Behind Passenger Rear Tire	–	Y-Pipe	–
Exhaust	FTR10CBUBY	Turbo S-Tube	Under Bumper Both Sides	–	Y-Pipe	–
Exhaust	FTR10CBBY	Turbo S-Tube	Behind Passenger Rear Tire	–	Y-Pipe	–
Exhaust	FTR10CBFTY	Resonator	Passenger Side in Front of Tire	–	Y-Pipe	–

Available from Stainless Power: Affordable Performance Made To Stainless Works Specifications

Headers	SFTR11HCATY	–	–	High Flow Cats	Y-Pipe	To Factory Exhaust
Headers	SFTR11HORV	–	–	Off-Road Pipes	Y-Pipe	To Factory Exhaust

Performance Connect Products *Engineered To Connect For Maximum Performance*

PRODUCT	PART #	MUFFLER STYLE	EXIT POSITION	EMISSIONS	CROSSOVER	EXHAUST CONNECTION
Headers	FTR12HCATSC	–	–	High Flow Cats	–	To Passenger Side in Front of Tire Exhaust or Dump Exhaust
Headers	FTR12HORSC	–	–	Off-Road Pipes	–	To Passenger Side in Front of Tire Exhaust or Dump Exhaust
Headers	FTR11HCATSC	–	–	High Flow Cats	X-Pipe	To SW Under Bumper or Behind Rear Tire Exhaust
Headers	FTR11HORSC	–	–	Off-Road Pipes	X-Pipe	To SW Under Bumper or Behind Rear Tire Exhaust
Exhaust	FTR10CB	Turbo Chambered	Behind Passenger Rear Tire	–	–	–
Exhaust	FTR10CB-LMF	Turbo S-Tube	Behind Passenger Rear Tire	–	–	–
Exhaust	FTR10CBUB	Turbo Chambered	Under Bumper Both Sides	–	–	–
Exhaust	FTR10CBUBLMF	Turbo S-Tube	Under Bumper Both Sides	–	–	–
Exhaust	FTR10CBDP	X-Pipe Resonator	Dump Style in Front of Rear Axles	–	–	–
Exhaust	FTR10CBFT	X-Pipe Resonator	Passenger Side in Front of Tire	–	–	–

Available from Stainless Power: Affordable Performance Made To Stainless Works Specifications

Headers	SFTR12HCAT	–	–	High Flow Cats	–	To Passenger Side in Front of Tire or Dump Exhaust
Headers	SFTR12HOR	–	–	Off-Road Pipes	–	To Passenger Side in Front of Tire or Dump Exhaust
Headers	SFTR11HCAT	–	–	High Flow Cats	X-Pipe	To SW Under Bumper or Behind Rear Tire Exhaust
Headers	SFTR11HOR	–	–	Off-Road Pipes	X-Pipe	To SW Under Bumper or Behind Rear Tire Exhaust



FOCUS RS**2016-18**

Ford Focus downpipe & catback systems. Downpipe includes welded hangers and stainless steel flex joint. Full 3" diameter downpipe has a 2-bolt flange at the turbo end and a flared outlet to the catback factory connection point. Catback Exhaust includes our vintage round muffler, chambered muffler and two 5" diameter mirror polished 304 SS slash cut conical double wall tips. Includes all hangers, clamps, adapters, and replacement valve. Systems mate to OEM connection point or connect Stainless Works Catback and Downpipe for a full 3" system.

Factory Connect Products *Easily Fits To Factory Connection Point*

ENGINE	PRODUCT	PART #	EMISSIONS	EXHAUST/LEADS SIZE
2.3L	Downpipe	FCRS16DP	Off-Road Pipes	3"
2.3L	Downpipe	FCRS16DPCAT	High Flow Cats	3"
2.3L	Catback	FCRS16CB	–	3"

FOCUS ST**2013-18**

Downpipes include hangers and flex joint, fully 3" front to back with V-Band flange at the turbo and two bolt flange at catback factory connection point.

Factory Connect Products *Easily Fits To Factory Connection Point*

ENGINE	PRODUCT	PART #	EMISSIONS	TIP STYLE	EXHAUST/LEADS SIZE
2.0L	Downpipe	FC13DP	Off-Road Pipes	–	3"
2.0L	Downpipe	FC13DPCAT	High Flow Cats	–	3"
2.0L	Catback	FC13CB-RT	–	Dual Slash Cut Conical Double Wall	3"
2.0L	Catback	FC13CB-WT	–	Single Wide Tip	3"

FORD



MUSTANG

2018 GT

Designed and made in the USA: Our Mustang systems are TIG welded with premium 304 stainless steel, and available with a variety of options.

Factory Connect Products *Easily Fits To Factory Connection Point*

ENGINE	PRODUCT	PART #	ACTIVE EXHAUST VALVES	EXHAUST/LEAD SIZE	EMISSIONS	CROSSOVER	PRIMARY SIZE
5.0L	Headers	M152HCAT	–	3"	High Flow Cats	–	2"
5.0L	Headers	M152HOR	–	3"	Off-Road Leads	–	2"
5.0L	Headers	M15HCAT	–	3"	High Flow Cats	–	1 7/8"
5.0L	Headers	M15HOR	–	3"	Off-Road Leads	–	1 7/8"
5.0L	Exhaust	M18CBHFC	No	3"	–	H-Pipe	–
5.0L	Exhaust	M18CBHFCV	Yes	3"	–	H-Pipe	–
5.0L	Exhaust	M18CBXFC	No	3"	–	X-Pipe	–
5.0L	Exhaust	M18CBXFCV	Yes	3"	–	X-Pipe	–

Available from Stainless Power: Affordable Performance Made To Stainless Works Specifications

5.0L	Headers	SM15HCAT	–	3"	High Flow Cats	–	1 7/8"
5.0L	Headers	SM15HOR	–	3"	Off-Road Leads	–	1 7/8"

(2018 GT Continued On Next Page)

MUSTANG

2018 GT (Continued From Previous Page)

Aftermarket Connect Products *Extended Leads Fit To MBRP, Corsa, SW Factory Exhausts*

ENGINE	PRODUCT	PART #	ACTIVE EXHAUST VALVES	EXHAUST/LEAD SIZE	EMISSIONS	CROSSOVER	PRIMARY SIZE
5.0L	Headers	M15H3CATLG		3"	High Flow Cats	–	1 7/8"
5.0L	Headers	M15H3ORLG		3"	Off-Road Leads	–	1 7/8"
5.0L	Headers	M152H3CATLG		3"	High Flow Cats	–	2"
5.0L	Headers	M152H3ORLG		3"	Off-Road Leads	–	2"

Available from Stainless Power: Affordable Performance Made To Stainless Works Specifications


5.0L	Headers	SM15H3CATLG		3"	High Flow Cats	–	1 7/8"
5.0L	Headers	SM15H3ORLG		3"	Off-Road Leads	–	1 7/8"

Performance Connect *Products Engineered To Connect For Maximum Performance*

ENGINE	PRODUCT	PART #	ACTIVE EXHAUST VALVES	EXHAUST/LEAD SIZE	EMISSIONS	CROSSOVER	PRIMARY SIZE
5.0L	Headers	M152H3CAT	–	3"	High Flow Cats	–	2"
5.0L	Headers	M152H3OR	–	3"	Off-Road Leads	–	2"
5.0L	Headers	M15H3CAT	–	3"	High Flow Cats	–	1 7/8"
5.0L	Headers	M15H3OR	–	3"	Off-Road Leads	–	1 7/8"
5.0L	Exhaust	M18CBHPC	No	3"	–	H-Pipe	–
5.0L	Exhaust	M18CBHPCV	Yes	3"	–	H-Pipe	–
5.0L	Exhaust	M18CBXPC	No	3"	–	X-Pipe	–
5.0L	Exhaust	M18CBXPCV	Yes	3"	–	X-Pipe	–

Available from Stainless Power: Affordable Performance Made To Stainless Works Specifications

5.0L	Headers	SM15H3CAT	–	3"	High Flow Cats	–	1 7/8"
5.0L	Headers	SM15H3OR	–	3"	Off-Road Leads	–	1 7/8"



FORD

MUSTANG

2015-17

Designed and made in the USA: Our Mustang systems are TIG welded with premium 304 stainless steel, and available with a variety of options.

Factory Connect Products *Easily Fits To Factory Connection Point*

ENGINE	PRODUCT	PART #	MUFFLER STYLE	EXHAUST/LEAD SIZE	EXIT POSITION	EMISSIONS	CROSSOVER	MUFFLER CORE SIZE	PRIMARY SIZE
5.0L	Headers	M152HCAT	–	3"	–	High Flow Cats	–	–	2"
5.0L	Headers	M152HOR	–	3"	–	Off-Road Leads	–	–	2"
5.0L	Headers	M15HCAT	–	3"	–	High Flow Cats	–	–	1 7/8"
5.0L	Headers	M15HOR	–	3"	–	Off-Road Leads	–	–	1 7/8"
2.3L Turbo	Downpipe	M15EDP	–	3"	–	Off-Road Pipes	–	–	–
2.3L Turbo	Downpipe	M15EDPCAT	–	3"	–	High Flow Cats	–	–	–
5.0L	Exhaust	M15CB	Chambered Round	3"	Factory Location	–	H-Pipe	2.5-inch (standard)	–
5.0L	Exhaust	M15CBX	Chambered Round	3"	Factory Location	–	X-Pipe	2.5-inch (standard)	–
5.0L	Exhaust	M15CB-LMF	Chambered Round	3"	Factory Location	–	H-Pipe	3-inch (louder)	–
5.0L	Exhaust	M15CBX-LMF	Chambered Round	3"	Factory Location	–	X-Pipe	3-inch (louder)	–
2.3L Turbo	Exhaust	M15ECB	Chambered Round	2 1/2"	Factory Location	–	–	–	–

Available from Stainless Power: Affordable Performance Made To Stainless Works Specifications

5.0L	Headers	SM15HOR	–	3"	–	Off-Road Pipes	–	–	1 7/8"
5.0L	Headers	SM15HCAT	–	3"	–	High Flow Cats	–	–	1 7/8"

Aftermarket Connect Products *Extended Leads Fit To MBRP, Corsa, SW Factory Exhausts*

ENGINE	PRODUCT	PART #	EXHAUST/LEAD SIZE	EMISSIONS	PRIMARY SIZE
5.0L	Headers	M15H3CATLG	3"	High Flow Cats	1 7/8"
5.0L	Headers	M15H3ORLG	3"	Off-Road Leads	1 7/8"
5.0L	Headers	M152H3CATLG	3"	High Flow Cats	2"
5.0L	Headers	M152H3ORLG	3"	Off-Road Leads	2"

Available from Stainless Power: Affordable Performance Made To Stainless Works Specifications

5.0L	Headers	SM15H3CATLG	3"	High Flow Cats	1 7/8"
5.0L	Headers	SM15H3ORLG	3"	Off-Road Leads	1 7/8"

Performance Connect Products *Engineered To Connect For Maximum Performance*

ENGINE	PRODUCT	PART #	MUFFLER STYLE	EXIT POSITION	DOWNPIPE/EXHAUST/LEADS SIZE	EMISSIONS	CROSSOVER	MUFFLER CORE SIZE	PRIMARY SIZE
5.0L	Headers	M152H3OR	–	–	3"	Off-Road Leads	–	–	2"
5.0L	Headers	M152H3CAT	–	–	3"	High Flow Cast	–	–	2"
5.0L	Headers	M15H3OR	–	–	3"	Off-Road Pipes	–	–	1 7/8"
5.0L	Headers	M15H3CAT	–	–	3"	High Flow Cats	–	–	1 7/8"
2.3L Turbo	Downpipe	M15EDPSW	–	–	3"	Off-Road Pipes	–	–	–
2.3L Turbo	Downpipe	M15EDPCATSW	–	–	3"	High Flow Cats	–	–	–
2.3L Turbo	Exhaust	M15ECBSW	Chambered Round	Factory Location	3"	–	–	–	–
5.0L	Exhaust	M15CB3	Chambered Round	Factory Location	3"	–	H-Pipe	2.5-inch (standard)	–
5.0L	Exhaust	M15CB3X	Chambered Round	Factory Location	3"	–	X-Pipe	2.5-inch (standard)	–
5.0L	Exhaust	M15CB3-LMF	Chambered Round	Factory Location	3"	–	H-Pipe	3-inch (louder)	–
5.0L	Exhaust	M15CB3X-LMF	Chambered Round	Factory Location	3"	–	X-Pipe	3-inch (louder)	–

Available from Stainless Power: Affordable Performance Made To Stainless Works Specifications

5.0L	Headers	SM15H3CAT	–	–	3"	High Flow Cats	–	–	1 7/8"
5.0L	Headers	SM15H3OR	–	–	3"	Off-Road Pipes	–	–	1 7/8"

MUSTANG

2011-14

Designed and made in the USA: Our Mustang systems are TIG welded with premium 304 stainless steel, and available with a variety of options. These 3" exhausts feature 4" polished double wall slash cut conical tips, and headers have 1-7/8" primaries.

Factory Connect Products *Easily Fits To Factory Connection Point*

ENGINE	PRODUCT	PART #	MUFFLER STYLE	EXIT POSITION	EMISSIONS	CROSSOVER	EXHAUST/LEADS SIZE
5.0L 4V	Headers	M11HDRORX	–	–	Off-Road Pipes	–	3"
5.0L 4V	Headers	M11HDRCATX	–	–	High Flow Cats	–	3"
5.0L 4V	Exhaust	M12CB3	Chambered Round	Factory Location	–	None	3"
5.0L 4V	X-Pipe	M11ORX	–	–	Off-Road Pipes	X-Pipe	3"
5.0L 4V	X-Pipe	M11X	–	–	Not Applicable	X-Pipe	3"

Available from Stainless Power: Affordable Performance Made To Stainless Works Specifications

5.0L 4V	Headers	SM11HORX	–	–	Off-Road Pipes	X-Pipe	3"
5.0L 4V	Headers	SM11HCATX	–	–	High Flow Cats	X-Pipe	3"

Performance Connect Products *Engineered To Connect For Maximum Performance*

ENGINE	PRODUCT	PART #	MUFFLER STYLE	EXIT POSITION	EMISSIONS	CROSSOVER	EXHAUST/LEADS SIZE
5.0L 4V	Headers	M12HDRORX	–	–	Off-Road Pipes	–	3"
5.0L 4V	Headers	M12HDRCATX	–	–	High Flow Cats	–	3"
5.0L 4V	Exhaust	M12CB3HDR	Chambered Round	Factory Location	–	–	3"

Available from Stainless Power: Affordable Performance Made To Stainless Works Specifications

5.0L 4V	Headers	SM12HORX	–	–	Off-Road Pipes	X-Pipe	3"
5.0L 4V	Headers	SM12HCATX	–	–	High Flow Cats	X-Pipe	3"

2010

Designed and made in the USA: Our Mustang systems are TIG welded with premium 304 stainless steel.

Factory Connect Products *Easily Fits To Factory Connection Point*

ENGINE	PRODUCT	PART #	MUFFLER STYLE	EXIT POSITION	EXHAUST/LEADS SIZE	EMISSIONS	CROSSOVER	PRIMARY SIZE
4.6L 3V	Headers	M05H175ORX	–	–	2 1/2"	Off-Road Pipes	X-Pipe	1 3/4"
4.6L 3V	Headers	M05H175X	–	–	2 1/2"	High Flow Cats	X-Pipe	1 3/4"

Performance Connect Products *Engineered To Connect For Maximum Performance*

ENGINE	PRODUCT	PART #	MUFFLER STYLE	EXIT POSITION	EXHAUST/LEADS SIZE	EMISSIONS	CROSSOVER	PRIMARY SIZE
4.6L 3V	Headers	M05H175OR	–	–	3"	Off-Road Pipes	–	1 3/4"
4.6L 3V	Headers	M05H175	–	–	3"	High Flow Cats	–	1 3/4"

FORD

MUSTANG

2005-09

Designed and made in the USA: Our Mustang systems are TIG welded with premium 304 stainless steel, and available with a variety of options. These dual exhausts feature 4" dia. rolled-edge slash-cut tips.

Factory Connect Products *Easily Fits To Factory Connection Point*

ENGINE	PRODUCT	PART #	MUFFLER STYLE	EXIT POSITION	EXHAUST/LEADS SIZE	EMISSIONS	CROSSOVER	PRIMARY SIZE
4.6L 3V	Headers	M05H175ORX	–	–	2 1/2"	Off-Road Pipes	X-Pipe	1 3/4"
4.6L 3V	Headers	M05H175X	–	–	2 1/2"	High Flow Cats	X-Pipe	1 3/4"

Performance Connect Products *Engineered To Connect For Maximum Performance*

ENGINE	PRODUCT	PART #	MUFFLER STYLE	EXIT POSITION	EXHAUST/LEADS SIZE	EMISSIONS	CROSSOVER	PRIMARY SIZE
4.6L 3V	Headers	M05H175OR	–	–	3"	Off-Road Pipes	–	1 3/4"
4.6L 3V	Headers	M05H175	–	–	3"	High Flow Cats	–	1 3/4"
4.6L 3V	Exhaust	M05CB3	Turbo Chambered	Factory Location	3"	–	X-Pipe	–
4.6L 3V	Exhaust	M05CB3L	Turbo S-Tube	Factory Location	3"	–	X-Pipe	–

1996-2004

Designed and made in the USA: Our Mustang systems are TIG welded with premium 304 stainless steel, and available with a variety of options.

Factory Connect Products *Easily Fits To Factory Connection Point*

SUBMODEL	ENGINE	PRODUCT	PART #	EMISSIONS	PRIMARY SIZE	EXHAUST SIZE	CONNECTION
GT	4.6L 2V	Headers	M9604OR	Off-Road Pipes	1 5/8"	–	–
GT	4.6L 2V	Headers	M9604	High Flow Cats	1 5/8"	–	–
GT	4.6L 2V	Exhaust	M9604CBS	–	–	2 1/2"	Turbo S-Tube
GT	4.6L 2V	Exhaust	M9604CB	–	–	2 1/2"	Turbo Chambered

Performance Connect Products *Engineered To Connect For Maximum Performance*

SUBMODEL	ENGINE	PRODUCT	PART #	EMISSIONS	PRIMARY SIZE	EXHAUST SIZE	CONNECTION
Cobra	4.6L 4V	Headers	MCOBHDR	–	1 5/8"	–	Bare Headers
Cobra	4.6L 4V	Exhaust	MC03HOR	Off-Road Pipes	–	3"	Fits SW Headers Part # MCOBHDR
Cobra	4.6L 4V	Exhaust	MC03HCAT	High Flow Cats	–	3"	Fits SW Headers Part # MCOBHDR

MUSTANG


1979-93 Foxbody

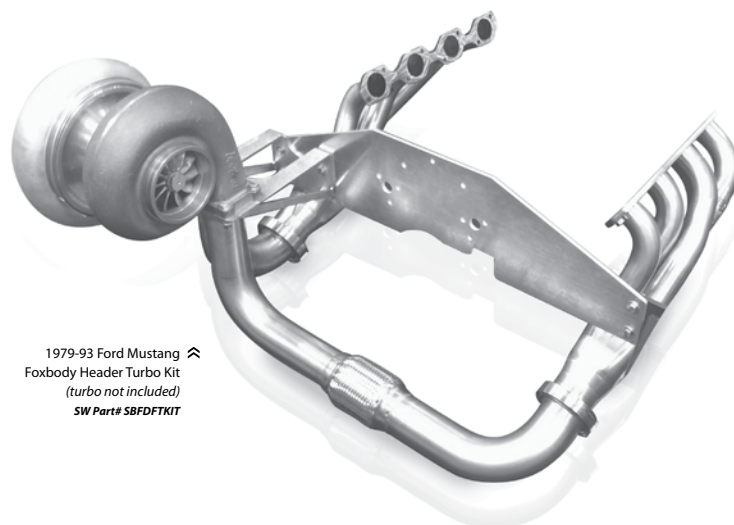
Headers feature merge style collectors with tabs. Designed for use with 9.5" deck heights. Header turbo kit includes motor plate, turbo mount, 3" crossover and 4" downpipe. (FOX-DART2 headers may have to clearance driver-side solid motor mount.)


Headers Only For build use - will require fabrication to fit

ENGINE	PRODUCT	PART #	PRIMARY SIZE	COLLECTOR SIZE	BOLT PATTERN	CYLINDER HEAD
Small Block	Headers	FOXDART188	1 7/8"	3 1/2"	3" Horizontal	AFR 205/225, Dart 210/225, Ford Performance Z304, Pro Topline, World Windsor Jr/Sr
Small Block	Headers	FOXDART2	2"	3 1/2"	3" Horizontal	AFR 205/225, Dart 210/225, Ford Performance Z304, Pro Topline, World Windsor Jr/Sr
Small Block	Headers	FOXHP188	1 7/8"	3 1/2"	2-3/4" Diagonal	Brodix T1 F STD, Trick Flow HP
Small Block	Headers	FOXHP2	2"	3 1/2"	2-3/4" Diagonal	Brodix T1 F STD, Trick Flow HP
Small Block	Headers	FOXTWR188	1 7/8"	3 1/2"	2-3/4" Horizontal	Brodix T1 F STD X, SVO 351 "N", Trick Flow, Twisted Wedge, Victor II
Small Block	Headers	FOXTWR2	2"	3 1/2"	2-3/4" Horizontal	Brodix T1 F STD X, SVO 351 "N", Trick Flow, Twisted Wedge, Victor II
Small Block	Headers	FOXTW188	1 7/8"	3 1/2"	2" Horizontal with Adapter Plates	Edelbrock Victor Jr, AFR 165/185, Trickflow, Twisted Wedge, SVO/GT40, Brodix St., Dart 170/195
Small Block	Headers	FOXTW2	2"	3 1/2"	2" Horizontal with Adapter Plates	Edelbrock Victor Jr, AFR 165/185, Trickflow, Twisted Wedge, SVO/GT40, Brodix St., Dart 170/195
Small Block	Header Turbo Kit	SBFDFTKIT	1 7/8"	3"	-	(When ordering must define Cylinder Head)



1979-93 Ford Mustang Foxbody Headers 
SW Part# FOXDART2



1979-93 Ford Mustang 
Foxbody Header Turbo Kit
(turbo not included)
SW Part# SBFDFTKIT

FORD

SHELBY GT350

2015-18

Designed and made in the USA: Our Shelby GT350 systems are TIG welded with premium 304 stainless steel. Headers feature 1-7/8" primaries with 3" diameter lead pipes.

Factory Connect Products *Easily Fits To Factory Connection Point*

ENGINE	PRODUCT	PART #	EXHAUST/LEADS SIZE	PRIMARIES SIZE	EMISSIONS
5.2L	Headers	GT350HOR	3"	1 7/8"	Off-Road Pipes
5.2L	Headers	GT350HCAT	3"	1 7/8"	High Flow Cats

SHELBY GT500

2013-14

Designed and made in the USA: Our Shelby GT500 systems are TIG welded with premium 304 stainless steel, and available with a variety of options. The listed exhausts are 3" systems and headers feature 1-7/8" primaries. Exhausts feature quad 4" diameter slash cut conical double wall polished tips.


Factory Connect Products *Easily Fits To Factory Connection Point*

ENGINE	PRODUCT	PART #	EXHAUST/LEADS SIZE	RESONATOR	MUFFLER STYLE	EMISSIONS	CROSSOVER
5.8L	Headers	GT115HOR	3"	—	—	Off-Road Pipes	X-Pipe
5.8L	Headers	GT115HORHP	3"	—	—	Off-Road Pipes	H-Pipe
5.8L	Headers	GT115HCAT	3"	—	—	High Flow Cats	X-Pipe
5.8L	Headers	GT115HCATHP	3"	—	—	High Flow Cats	H-Pipe
5.8L	Exhaust	M13GT	3"	Included	Chambered Round	—	—
5.8L	Exhaust	M13GTL	3"	Delete	Chambered Round	—	—
5.8L	X-Pipe	GT110RX	3"	—	—	Off-Road	X-Pipe
5.8L	H-Pipe	GT110RH	3"	—	—	Off-Road	H-Pipe

Performance Connect Products *Engineered To Connect For Maximum Performance*

ENGINE	PRODUCT	PART #	EXHAUST/LEADS SIZE	RESONATOR	MUFFLER STYLE	EMISSIONS	CROSSOVER
5.8L	Headers	GT145HOR	3"	—	—	Off-Road Pipes	X-Pipe
5.8L	Headers	GT145HORHP	3"	—	—	Off-Road Pipes	H-Pipe
5.8L	Headers	GT145HCAT	3"	—	—	High Flow Cats	X-Pipe
5.8L	Headers	GT145HCATHP	3"	—	—	High Flow Cats	H-Pipe
5.8L	Exhaust	M14GTL	3"	Delete	Chambered Round	—	—
5.8L	Exhaust	M14GT	3"	Included	Chambered Round	—	—

2007-14 Ford Shelby GT500 >>
Headers and H-pipe
SW Part# GT145HCATHP



SHELBY GT500

2011-12

Designed and made in the USA: Our Shelby GT500 systems are TIG welded with premium 304 stainless steel, and available with a variety of options. The lead pipes and exhausts are 3" systems and headers feature 1-7/8" primaries. Exhausts feature 4" diameter slash cut conical double wall polished tips.

Factory Connect Products *Easily Fits To Factory Connection Point*

ENGINE	PRODUCT	PART #	EMISSIONS	CROSSOVER	EXHAUST/LEADS SIZE
5.4L	Headers	GT115HOR	Off-Road Pipes	X-Pipe	3"
5.4L	Headers	GT115HORHP	Off-Road Pipes	H-Pipe	3"
5.4L	Headers	GT115HCAT	High Flow Cats	X-Pipe	3"
5.4L	Headers	GT115HCATHP	High Flow Cats	H-Pipe	3"
5.4L	Exhaust	M12CB3	-	-	3"
5.8L	X-Pipe	GT110RX	Off-Road	X-Pipe	3"
5.8L	H-Pipe	GT110RH	Off-Road	H-Pipe	3"

Performance Connect Products *Engineered To Connect For Maximum Performance*

ENGINE	PRODUCT	PART #	EMISSIONS	CROSSOVER	EXHAUST/LEADS SIZE
5.4L	Headers	GT145HOR	Off-Road Pipes	X-Pipe	3"
5.4L	Headers	GT145HORHP	Off-Road Pipes	H-Pipe	3"
5.4L	Headers	GT145HCAT	High Flow Cats	X-Pipe	3"
5.4L	Headers	GT145HCATHP	High Flow Cats	H-Pipe	3"
5.4L	Exhaust	M12CB3HDR	-	-	3"

2007-10

Designed and made in the USA: Our Shelby GT500 systems are TIG welded with premium 304 stainless steel, and available with a variety of options. The listed exhausts are 3" systems and headers feature 1-7/8" primaries. Exhausts feature 4" diameter polished rolled-edge, slash-cut tips.

Factory Connect Products *Easily Fits To Factory Connection Point*

ENGINE	PRODUCT	PART #	MUFFLER STYLE	EMISSIONS	CROSSOVER	EXHAUST/LEADS SIZE
5.4L	Headers	GT5HOR	-	Off-Road Pipes	X-Pipe	3"
5.4L	Headers	GT5HORHP	-	Off-Road Pipes	H-Pipe	3"
5.4L	Headers	GT5HCAT	-	High Flow Cats	X-Pipe	3"
5.4L	Headers	GT5HCATHP	-	High Flow Cats	H-Pipe	3"
5.4L	Exhaust	M08GT	Turbo Chambered	-	-	3"
5.4L	Exhaust	M08GTL	Turbo S-Tube	-	-	3"
5.4L	X-Pipe	GT50RX	-	Off-Road Pipes	X-Pipe	3"
5.4L	H-Pipe	GT50RH	-	Off-Road Pipes	H-Pipe	3"

Performance Connect Products *Engineered To Connect For Maximum Performance*

ENGINE	PRODUCT	PART #	MUFFLER STYLE	EMISSIONS	CROSSOVER	EXHAUST/LEADS SIZE
5.4L	Headers	GT145HOR	-	Off-Road Pipes	X-Pipe	3"
5.4L	Headers	GT145HORHP	-	Off-Road Pipes	H-Pipe	3"
5.4L	Headers	GT145HCAT	-	High Flow Cats	X-Pipe	3"
5.4L	Headers	GT145HCATHP	-	High Flow Cats	H-Pipe	3"
5.4L	Exhaust	M09GT	Turbo Chambered	-	-	3"
5.4L	Exhaust	M09GTL	Turbo S-Tube	-	-	3"

FORD

TAURUS SHO


2010-18

Designed and made in the USA: Our Taurus systems are TIG welded with premium 304 stainless steel, and available with a variety of options. The exhaust is 2-1/2" diameter duals with X-Pipe and dual chambered turbo mufflers with resonator, exiting with 4" diameter slash-cut, double-wall conical polished tips. Also fits vehicles with performance package.

Factory Connect Products *Easily Fits To Factory Connection Point*

ENGINE	PRODUCT	PART #	DOWNPIPE/EXHAUST SIZE	EMISSIONS
3.5L V6	Downpipe	TA10ECODP	2 1/2"	Off-Road Pipes
3.5L V6	Downpipe	TA10ECODPCAT	2 1/2"	High Flow Cats
3.5L V6	Exhaust	TA10ECOCB	2 1/2"	-



2010-18 Ford Taurus SHO Downpipe 
SW Part# TA10ECODPCAT



2010-18 Ford Taurus SHO Exhaust 
SW Part# TA10ECOCB



THUNDERBIRD

1957

Designed and made in the USA: Our Thunderbird systems are TIG welded with premium 304 stainless steel, available in 4 or 6 piece systems, and with or without extra resonators. Features an 1-3/4" exhaust with dual chambered turbo mufflers - no hangers.

Factory Connect Products *Easily Fits To Factory Manifolds*

ENGINE	PRODUCT	PART #	SYSTEM PIECES	RESONATOR
Small Block	Exhaust	T5700400S	4 piece	–
Small Block	Exhaust	T5700600S	6 piece	–
Small Block	Exhaust	T5710400S	4 piece	Included
Small Block	Exhaust	T5710600S	6 piece	Included
Small Block	Exhaust	T400009	Muffler	–

1956

Designed and made in the USA: Our Thunderbird systems are TIG welded with premium 304 stainless steel, with or without extra resonators. Features an 1-3/4" exhaust with dual chambered turbo mufflers - no hangers.

Factory Connect Products *Easily Fits To Factory Manifolds*

ENGINE	PRODUCT	PART #	SYSTEM PIECES	RESONATOR
Small Block	Exhaust	T5600400S	6 piece	–
Small Block	Exhaust	T5610400S	6 piece	Included
Small Block	Exhaust	T400009	Muffler	–

1955

Designed and made in the USA: Our Thunderbird systems are TIG welded with premium 304 stainless steel. Features an 1-3/4" exhaust with dual chambered turbo mufflers - no hangers.

Factory Connect Products *Easily Fits To Factory Connection Point*

ENGINE	PRODUCT	PART #	SYSTEM PIECES
Small Block	Exhaust	T5500400S	6 piece
Small Block	Exhaust	T400009	Muffler

JEEP

GRAND CHEROKEE

2012-18 SRT, SRT8, TRACKHAWK

Designed and made in the USA: Our Grand Cherokee systems are TIG welded with premium 304 stainless steel, and available with a variety of options. These 3" exhausts feature an X-pipe crossover and slash-cut tips and headers have 1-7/8" primaries. Exhausts include 5" diameter polished double-wall, slash-cut conical tips. Does not fit new Trackhawk.

Factory Connect Products *Easily Fits To Factory Connection Point*

ENGINE	PRODUCT	PART #	MUFFLER STYLE	EMISSIONS	PRIMARY SIZE	EXHAUST/LEADS SIZE
6.4L	Headers	JEEP64HOR	–	Off-Road Pipes	1 7/8"	3"
6.4L	Headers	JEEP64HCAT	–	High Flow Cats	1 7/8"	3"
6.2L	Headers	JEEP1862HCAT	–	High Flow Cats	1 7/8"	3"
6.2L	Headers	JEEP1862HOR	–	Off-Road Leads	–	–
6.4L	Exhaust	JEEP64CB-C	Turbo Chambered	–	–	3"
6.4L	Exhaust	JEEP64CB-S	Turbo S-Tube	–	–	3"
6.2L	Exhaust	JEEP1862CB-S	Turbo S-Tube	–	–	3"

2006-10 SRT8

Designed and made in the USA: Our Grand Cherokee systems are TIG welded with premium 304 stainless steel, and available with a variety of options. These 3" exhausts feature an X-pipe crossover and slash-cut tips which exit on each side below the bumper. Exhausts include 4" polished slash-cut, rolled-edge tips.

Factory Connect Products *Easily Fits To Factory Connection Point*

ENGINE	PRODUCT	PART #	MUFFLER STYLE	EMISSIONS	PRIMARY SIZE	EXHAUST/LEADS SIZE
5.7L , 6.1L	Headers	607533767BT	–	Off-Road Pipes	1 7/8"	3"
5.7L , 6.1L	Headers	60753372BT	–	High Flow Cats	1 7/8"	3"
5.7L , 6.1L	Exhaust	607228	Turbo S-Tube	–	–	3"
5.7L , 6.1L	Exhaust	607228C	Turbo Chambered	–	–	3"

WRANGLER JK

2007-18

When looking for a replacement bumper on your Jeep, look no further than Reaper Off-Road. Featuring a recessed winch mount and room to retain your factory style fog lights. This high quality bumper is made with an aggressive narrow design to allow for steep approach angles. Made from heavy duty 3/16" flat steel and welded both inside and out for superior strength and durability. Includes mounting studs for ease of installation and does not require frame modification.

Bumpers *Designed to fit, made to last.*

PART #	LOCATION	STYLE	FINISH
JKFBSTX1	Front	No Bar	Raw
JKFBSTX1-B	Front	No Bar	Black-Coated
JKFBSTX2	Front	Bull Bar	Raw
JKFBSTX2-B	Front	Bull Bar	Black-Coated
JKFBSTX3	Front	Stinger Bar	Raw
JKFBSTX3-B	Front	Stinger Bar	Black-Coated
JKRBX1A	Rear	Standard	Raw
JKRBX1A-B	Rear	Standard	Black-Coated
JKRBX2A	Rear	With 3" Fog Mounts	Raw
JKRBX2A-B	Rear	With 3" Fog Mounts	Black-Coated

Fabricated with 3/16" steel body, 1/4" steel mounting plates, and 1" D-ring tabs. MIG and TIG welded inside and out for durability, quick and easy installation, no drilling or frame modification required.

Light Pod Mounts *Designed to fit, made to last.*

PART #	LOCATION	STYLE	FINISH
JKLPM-SET	Front Window	Fits 3" LED Pods with 3/8" Stud	Raw
JKLPM-SET-B	Front Window	Fits 3" LED Pods with 3/8" Stud	Black-Coated



⤴ Clockwise from left: Stinger Bumper, Bull Bar Bumper, and Standard Bumper



⤴ Light Pod Mounts



JEEP

WRANGLER

2012-17 JK/JKU

2012-17 Jeep Wrangler Catback Exhaust System. Expertly engineered and trail tested catback delivers that deep growl at low RPMs while trail riding. Options for different styles of Exhaust to suit your needs. See website for full fitment details.

Factory & Performance Connect Products *Adapters Included for Both Fitments*

ENGINE	PRODUCT	PART #	TIP STYLE	EXHAUST TYPE
3.6L V6	Exhaust	JPJKUCB	Double Slash-Cut	Full Catback
3.6L V6	Exhaust	JPJKUCBD	None	Catback Dump
3.6L V6, 3.8L V6	Exhaust	JPJKAB	Double Slash-Cut	Axleback

2007-11 JK/JKU

2007-17 Jeep Wrangler Axleback Exhaust System. Expertly engineered and trail tested axleback delivers that deep growl at low RPMs while trail riding. Finished off with two 4" slash cut tips that are polished to a mirror finish. Includes everything you need to install. Bolts up to the factory tubing.

Factory & Performance Connect Products *Adapters Included for Both Fitments*

ENGINE	PRODUCT	PART #	TIP STYLE	EXHAUST TYPE
3.6L V6, 3.8L V6	Exhaust	JPJKAB	Double Slash-Cut	Axleback

MERCURY

GRAND MARQUIS

See *Ford Crown Vic* (on page 39)


MARAUDER

2003-04

Designed and made in the USA: Our Marauder systems are TIG welded with premium 304 stainless steel, and available with a variety of options. These are 3" exhaust systems and headers feature 1-5/8" primaries. Exhausts are 2-1/2" diameter with extra long 3-1/2" diameter slash-cut polished tips.

Factory Connect Products *Easily Fits To Factory Connection Point*

ENGINE	PRODUCT	PART #	EMISSIONS	EXHAUST/LEADS SIZE	PRIMARY SIZE	MUFFLER
4.6L 4V	Headers	MAUHDROR	Off-Road Pipes	2-1/2"	1 5/8"	-
4.6L 4V	Headers	MAUCAT	High Flow Cats	2-1/2"	1 5/8"	-
4.6L 4V	Exhaust	CRVICO3CB	High Flow Cats	2-1/2"	-	Chambered
4.6L 4V	Exhaust	CRVICO3BLMF	Off-Road Pipes	2-1/2"	-	S-Tube



Mercury Marauder Off-Road Headers
SW Part# MAUHDROR


PLYMOUTH

PROWLER 1997-02

Designed and made in the USA: Our Prowler headers are TIG welded with premium 304 stainless steel.

Factory Connect Products *Easily Fits To Factory Connection Point*

ENGINE	PRODUCT	PART #	EMISSIONS	TUBE LENGTH	PRIMARY SIZE	COLLECTOR SIZE
3.5L V6	Headers	PRLSHRTYHOR	Off-Road Pipes	Shorty	1 5/8"	2 1/2"
3.5L V6	Headers	PRLSHRTYHCAT	High Flow Cats	Shorty	1 5/8"	2 1/2"



PONTIAC

FIREBIRD

See Chevy Camaro 1982 -2002 (on pages 13-15)



PONTIAC

G8

2008-09

Designed and made in the USA: Our G8 systems are TIG welded with premium 304 stainless steel, and available with a variety of options. These 3" exhausts feature an X-pipe crossover and slash-cut tips. Exhausts include quad 3-1/2" diameter polished double-wall conical, slash-cut tips.

Factory Connect Products *Easily Fits To Factory Connection Point At 2-Bolt Flanges*

ENGINE	PRODUCT	PART #	MUFFLER STYLE	EMISSIONS	EXHAUST/LEADS SIZE	PRIMARY SIZE
6.0L, 6.2L	Headers	PG8HORSTFC	–	Off-Road Pipes	3"	1 7/8"
6.0L, 6.2L	Headers	PG8HCATSTFC	–	High Flow Cats	3"	1 7/8"
6.0L, 6.2L	Headers	PG8HORFC	–	Off-Road Pipes	3"	2"
6.0L, 6.2L	Headers	PG8HCATFC	–	High Flow Cats	3"	2"
6.0L, 6.2L	Catback	PG8CBFC	Chambered Turbo			

Performance Connect Products *Engineered To Connect For Maximum Performance*

ENGINE	PRODUCT	PART #	MUFFLER STYLE	EMISSIONS	EXHAUST/LEADS SIZE	PRIMARY SIZE
6.0L, 6.2L	Headers	PG8HORST	–	Off-Road Pipes	3"	1 7/8"
6.0L, 6.2L	Headers	PG8HCATST	–	High Flow Cats	3"	1 7/8"
6.0L, 6.2L	Headers	PG8HOR	–	Off-Road Pipes	3"	2"
6.0L, 6.2L	Headers	PG8HCAT	–	High Flow Cats	3"	2"
6.0L, 6.2L	Catback	PG8CB	Chambered Turbo			

GTO

2005-06

Designed and made in the USA: Our GTO systems are TIG welded with premium 304 stainless steel, and available with a variety of options. These 3" exhausts feature an X-pipe crossover and slash-cut tips. Exhausts include 4" diameter polished double-wall conical, slash-cut tips.

Factory Connect Products *Easily Fits To Factory Connection Point At 2-Bolt Flanges*

ENGINE	PRODUCT	PART #	MUFFLER STYLE	EMISSIONS	EXHAUST/LEADS SIZE	PRIMARY SIZE
LS	Headers	05GTOHDR	–	Off-Road Pipes	3"	1 3/4"
LS	Headers	05GTOHCAT	–	High Flow Cats	3"	1 3/4"
LS	Exhaust	05GTOTMCB	Turbo S-Tube	–	3"	–
LS	Exhaust	05GTOCTMCB	Turbo Chambered	–	3"	–

2004

Designed and made in the USA: Our GTO systems are TIG welded with premium 304 stainless steel, and available with a variety of options. These 3" dual exhausts feature an X-pipe crossover.

Factory Connect Products *Easily Fits To Factory Connection Point At 2-Bolt Flanges*

ENGINE	PRODUCT	PART #	TIP STYLE	MUFFLER STYLE	EXIT POSITION	EMISSIONS	PRIMARY SIZE	COLLECTOR SIZE
LS	Headers	GTOHDR	–	–	–	Off-Road Pipes	1 3/4"	3"
LS	Headers	GTOHCAT	–	–	–	High Flow Cats	1 3/4"	3"
LS	Exhaust	GTOTOLTM	Wide Oval	Turbo Chambered	Factory Location	–	–	–
LS	Exhaust	GTOTOLTMDT	3" Slash Cut	Turbo Chambered	Factory Location	–	–	–

RACE & DRAG HEADERS

TURBO HEADERS

Designed and made in the USA: Our headers are used by the top names in race, and TIG welded with premium 304 stainless steel.

Headers Only *To use for your own fabrication*

MAKE	ENGINE	PART #	NAME	PRIMARY TYPE	PRIMARY SIZE	COLLECTOR SIZE
Chevrolet	Big Block	BBCT	Chevy Big Block Turbo Headers: Up and Forward	Standard	2-1/4"	3-1/2"
Chevrolet	Big Block	BBCDFT	Chevy Big Block Turbo Headers: 2.5" Primaries Down and Forward	Standard	2-1/2"	4"
Chevrolet	Big Block	BBCDFT2	Chevy Big Block Turbo Headers: 2" Primaries Down and Forward	Standard	2"	3"
Chevrolet	Big Block	BBCDFT225	Chevy Big Block Turbo Headers: 2-1/4" Primaries Down and Forward	Standard	2-1/4"	4"
Chevrolet	Big Block	BBCDFT238	Chevy Big Block Turbo Headers: 2-3/8" Primaries Down and Forward	Standard	2-3/8"	4"
Chevrolet	Small Block	SBCT	Chevy Small Block Turbo Headers: Up and Forward	Standard	1-7/8"	3"
Ford	Big Block	BBFT	Ford Big Block Turbo Headers: Up and Forward	Standard	2-1/4"	3-1/2"
Ford	Big Block	BBFDFT	Ford Big Block Turbo Headers: Down and Forward	Standard	2-1/4"	3-1/2"
Ford	Big Block	BBFDFT2	Ford Big Block Turbo Headers: Down and Forward	Standard	2"	3-1/2"
Ford	Small Block	SBFT	Ford Small Block Turbo Headers: Up and Forward *(Must define Heads when ordering)	Standard	1-7/8"	3"
Ford	Small Block	SBFDFT	Ford Small Block Turbo Headers: Down and Forward *(Must define Heads when ordering)	Standard	1-7/8"	3"
GM	LS	LSXT	GM LS1 to LSX Turbo Headers: Up and Forward	Standard	1-7/8"	3"
GM	LS	LS1DFT	GM LS1 Turbo Headers: Down and Forward	Standard	1-3/4"	3"
GM	LT	LTXT	GM LT1 Turbo Headers: Up and Forward	Standard	1-7/8"	3"



RACE & DRAG HEADERS

DRAGSTER HEADERS

Designed and made in the USA: Our headers are used by the top names in race, and TIG welded with premium 304 stainless steel. Shortened primaries are for heavy nitrous and boosted applications.

Headers Only *To use for your own fabrication*

MAKE	ENGINE	PART #	NAME	PRIMARY TYPE	PRIMARY SIZE	SHORTER PRIMARIES	COLLECTOR SIZE
Chevrolet	Big Block (Chevy)	UPBBC225	Upswept BBC Dragster Header 2-1/4"	Standard	2-1/4"	No	4"
Chevrolet	Big Block (Chevy)	UPBBC250	Upswept BBC Dragster Header 2-1/2"	Standard	2-1/2"	No	5"
Chevrolet	Big Block (Chevy)	DNBBC225	Downswept BBC Dragster Header 2-1/4"	Standard	2-1/4"	No	4"
Chevrolet	Big Block (Chevy)	DNBBC2254	Downswept BBC Dragster Header 2-1/4"	Standard	2-1/4"	Yes	4"
Chevrolet	Big Block (Chevy)	DNBBC250	Downswept BBC Dragster Header 2-1/2"	Standard	2-1/2"	No	5"
Chevrolet	Big Block (Chevy)	DNBBC2504	Downswept BBC Dragster Header 2-1/2"	Standard	2-1/2"	Yes	5"
Chevrolet	Big Block (Chevy)	DNBBC238	Downswept BBC Dragster Header 2-3/8"	Standard	2-3/8"	No	4-1/2"
Chevrolet	Big Block (Chevy)	DNBBC2384	Downswept BBC Dragster Header 2-3/8"	Standard	2-3/8"	Yes	4-1/2"
Chevrolet	Big Block (Chevy)	DNBBC225S238	Downswept Stepped BBC Dragster Header 2-1/4" to 2-3/8"	Stepped	2-1/4" Stepped to 2-3/8"	No	4-1/2"
Chevrolet	Big Block (Chevy)	DNBBC225S2384	Downswept Stepped BBC Dragster Header 2-1/4" to 2-3/8"	Stepped	2-1/4" Stepped to 2-3/8"	Yes	4-1/2"
Chevrolet	Big Block (Chevy)	DNBBC238S250	Downswept Stepped BBC Dragster Header 2-3/8" to 2-1/2"	Stepped	2-3/8" Stepped to 2-1/2"	No	5"
Chevrolet	Big Block (Chevy)	DNBBC238S2504	Downswept Stepped BBC Dragster Header 2-3/8" to 2-1/2"	Stepped	2-3/8" Stepped to 2-1/2"	Yes	5"

STREET ROD HEADERS

Designed and made in the USA: Our headers are used by the top names in race, and TIG welded with premium 304 stainless steel.

Headers Only *To use for your own fabrication*

MAKE	ENGINE	PART #	NAME	PRIMARY TYPE	PRIMARY SIZE	COLLECTOR SIZE
Chevrolet	LS	LS1BH	GM LS1 Headers: Block Hugger	Standard	1-5/8"	2 1/2"
Chevrolet	Small Block	SBCBH9901	Chevy Small Block Headers: Blockhugger	Standard	1-5/8"	2 1/2"
Chevrolet	Small Block	RH9901	Chevy Small Block Headers: Sprint Car	Standard	1-5/8"	3 1/2"
Ford	Small Block	SBF9901	Ford Small Block Headers: Block Hugger	Standard	1-5/8"	2 1/2"
Mopar	5.7L	HH354BH	Hemi Headers: 5.7 Blockhugger	Standard	1-3/4"	2 1/2"
Mopar	5.7L	HH354BHCD	Hemi Headers: 5.7 Blockhugger Center Dump	Standard	1-5/8"	2 1/2"

TIPS

Lifetime Warranty / 304L Stainless Steel / Hand Mirror Polished. All tips are notched on the inlets for easier clamping. **All tip inlets are listed by Inside-Diameter (ID) size.**

Bell

Pair of Bell tips, can be clamped or welded in place. 304 SS construction, hand mirror polished. Price is per pair.

INLET	LENGTH	QTY	SKU
2"	11"	2	7060200
2-1/4"	11"	2	7060225
2-1/2"	11"	2	7060250
3"	11"	2	7060300

Big Oval

Big Oval tips, 3" tall, 6" wide oval outlet. Can be clamped or welded in place. 304 SS construction, hand mirror polished. Price shown is per pair. These tips work great on through the valence applications and fit the valence perfectly for 93-02 Trans Ams when used with a Stainless Works exhaust system!

INLET	LENGTH	QTY	SKU
2-1/2"	9 3/4"	2	781250
3"	9 3/4"	2	781300
2-1/2"	9"	2	782250
3"	9"	2	782300

Boxxter

90 DEGREE OUTLET Boxxter tip. Beautiful, low profile tip. Perfect for going through valence panels or running boards. Price shown is per tip.

INLET	DIMENSIONS	TIP FACE	QTY	SKU
2"	1" x 8"	Open	1	801200
2"	1-1/2" x 8-1/2"	Grated	1	801200-WG
2-1/4"	1" x 8"	Open	1	801225
2-1/4"	1-1/2" x 8-1/2"	Grated	1	801225-WG
2-1/2"	1" x 8"	Open	1	801250
2-1/2"	1-1/2" x 8-1/2"	Grated	1	801250-WG
3"	1" x 8"	Open	1	801300
3"	1-1/2" x 8-1/2"	Grated	1	801300-WG

IN-LINE OUTLET Boxxter Tip. Beautiful, low profile tip. Perfect for going through valence panels or running boards. Price shown is per tip.

INLET	DIMENSIONS	TIP FACE	QTY	SKU
2"	1" x 8"	Open	1	811200
2"	1-1/2" x 8-1/2"	Grated	1	811200-WG
2-1/4"	1" x 8"	Open	1	811225
2-1/4"	1-1/2" x 8-1/2"	Grated	1	811225-WG
2-1/2"	1" x 8"	Open	1	811250
2-1/2"	1-1/2" x 8-1/2"	Grated	1	811250-WG
3"	1" x 8"	Open	1	811300
3"	1-1/2" x 8-1/2"	Grated	1	811300-WG

Elf Ear

Pair of Elf Ear tips, 11" long, 2" diameter body. All 304 SS construction, hand mirror polished. American Made! These tips are far superior to the less expensive, cheap tips on the market. Price shown is per pair.

INLET	LENGTH	QTY	SKU
2"	11"	2	720200
2-1/4"	11"	2	720225
2-1/2"	11"	2	720250
3"	11"	2	720300

Factory Style

Factory style tips, that match selected models OEM tip. Can be clamped or welded in place. 304 SS construction, hand mirror polished. Price is per pair.

MAKE/MODEL/YEAR	INLET	QTY	SKU
Chevelle 1968-72 (2.25x4.125)	2-1/2"	2	730250
Chevelle 1968-72 (2.25x4.125)	3"	2	730300
Chevrolet Corvette 1970-72	2"	2	7010200CV
Chevrolet Corvette 1970-72	2-1/2"	2	7010250CV
Pontiac GTO 1964-65	2-1/2"	2	751250
Pontiac Trans-Am 1970-81	2-1/2"	2	750250
Pontiac Trans-Am 1977-81	2"	2	740200
Pontiac Trans-Am 1977-81	2-1/4"	2	740225
Pontiac Trans-Am 1977-81	2-1/2"	2	740250

Flat Oval

Flat Oval tip (2-1/4" tall x 3-1/4" wide) can be clamped or welded in place. 304 SS construction, hand mirror polished, superior quality tips. Price shown is per pair.

INLET	LENGTH	QTY	SKU
2"	9"	2	7090200
2-1/4"	9"	2	7090225
2-1/2"	9"	2	7090250
3"	9"	2	7090300

Hot Rod Style

8" Long, 2-3/4" X 5-3/4" wide, Hot Rod Style version of 70-72 corvette tips All 304 SS construction, TIG welded and hand mirror polished. Price shown is per pair.

INLET	DIMENSIONS	QTY	SKU
2" (centered)	5 3/4" x 2 5/8"	2	7010200
2-1/4" (centered)	5 3/4" x 2 5/8"	2	7010225
2-1/2" (centered)	5 3/4" x 2 5/8"	2	7010250

Pencil

Pair of Pencil cut tips, 11" long, can be clamped or welded in place. 304 SS construction, hand mirror polished. Price shown is per pair.

INLET	LENGTH	QTY	SKU
2"	11"	2	7040200
2-1/4"	11"	2	7040225
2-1/2"	11"	2	7040250
3"	11"	2	7040300

Resonator

Resonator tips can be clamped or welded in place. 304 SS construction, hand mirror polished. Our resonator tips use a perforated louvered core with stainless packing to "tone down" an overly aggressive exhaust system. Price shown is per pair.

INLET	CUT STYLE	LENGTH	QTY	SKU
2"	Slash Cut	11"	2	770200
2"	Straight Cut	11"	2	771200
2 1/4"	Slash Cut	11"	2	770225
2 1/4"	Straight Cut	11"	2	771225
2 1/2"	Slash Cut	11"	2	770250
2 1/2"	Straight Cut	11"	2	771250
3"	Slash Cut	11"	2	770300
3"	Straight Cut	11"	2	771300

Slash-Cut

Slash-cut tips, can be clamped or welded in place. 304 SS construction, hand mirror polished. The quality of our tips is far superior to the less expensive tips on the market. **Some sold in pairs and some sold per tip**, see specifications below.

INLET	BODY DIA.	LENGTH	EDGE	QTY	SKU
2"	2"	11"	Single Wall	2	7030200
2-1/4"	2-1/4"	11"	Single Wall	2	7030225
2-1/4"	3"	9"	Double Wall	1	790225
2-1/4"	3-1/2"	9"	Double Wall	1	793225
2-1/4"	4"	9"	Double Wall	1	795225
2-1/2"	2-1/2"	11"	Single Wall	2	7030250
2-1/2"	3"	9"	Double Wall	1	790250
2-1/2"	3-1/2"	6 1/4"	D.W. Conical	1	797250
2-1/2"	3-1/2"	9"	Double Wall	1	793250
2-1/2"	4"	6 1/4"	D.W. Conical	1	798250
2-1/2"	4"	9"	Double Wall	1	795250
3"	3"	11"	Single Wall	2	7030300
3"	3"	9"	Double Wall	1	790300
3"	3-1/2"	6 1/4"	D.W. Conical	1	797300
3"	3-1/2"	9"	Double Wall	1	793300
3"	3-1/2"	13 1/2"	Single Wall	1	7031350
3"	4"	5 1/4"	Rolled Edge	2	765300-1
3"	4"	6 1/4"	D.W. Conical	1	798300
3"	4"	6 1/4"	Rolled Edge	2	765300-2
3"	4"	8"	D.W. Conical	1	799300
3"	4"	9"	Double Wall	1	795300
3"	5"	6 1/4"	D.W. Conical	1	787300
3"	5"	8"	D.W. Conical	1	789300

Straight-Cut

Straight-cut tips, can be clamped or welded in place. 304 SS construction, hand mirror polished. The quality of our tips is far superior to the less expensive tips on the market. **Some sold in pairs and some sold per tip**, see specifications below.

INLET	BODY DIA.	LENGTH	EDGE	QTY	SKU
2"	2"	11"	Standard	2	710200
2-1/4"	2-1/4"	11"	Standard	2	710225
2-1/4"	2-1/2"	6"	Double Wall	1	791225
2-1/4"	3"	9"	Double Wall	1	794225
2-1/4"	3-1/2"	9"	Double Wall	1	792225
2-1/4"	4"	9"	Double Wall	1	796225
2-1/2"	2-1/2"	11"	Standard	2	710250
2-1/2"	3"	6"	Double Wall	1	791250
2-1/2"	3"	9"	Double Wall	1	794250
2-1/2"	3-1/2"	9"	Double Wall	1	792250
2-1/2"	4"	9"	Double Wall	1	796250
3"	3"	11"	Standard	2	710300
3"	3"	9"	Double Wall	1	794300
3"	3-1/2"	6"	Double Wall	1	791300
3"	3-1/2"	9"	Double Wall	1	792300
3"	4"	9"	Double Wall	1	796300



Bell



Big Oval



Boxxter (in-line with grate)



Elf Ear



Flat Oval



Hot Rod Style



Pencil



Slash-Cut: Standard



Slash-Cut: Double Wall Conical



Slash-Cut: Rolled



Straight-Cut: Standard



Straight-Cut: Double Wall



Through-Body Truck



Turn-Down (Short 3/4")



Wide Oval



Y-Tip

Through-Body Truck

Stainless steel through-body tip styles, come complete with polished trim plate.

INLET	DIMENSIONS	QTY	STYLE	SKU
3"	5.875"x4.5"x9.5"L	1	Teardrop	ST2811
3.5"	5.875"x4.5"x10.5"L	1	Teardrop	ST2812
2.5"	8"x5"	1	Oval	ST2813
2.5"	8"x5"	1	Oval w/ Tubes	ST2814
3"	11.375"x5.375"	1	Angled Oval w/ Tubes	ST2815

Turn-Down

Pair of Extended Turn-Down tips, 11" long, can be clamped or welded in place. 304 SS construction, hand mirror polished. Price is per pair.

INLET	LENGTH	QTY	STYLE	SKU
2"	11"	2	Extended (1-1/2")	7070200
2-1/4"	11"	2	Extended (1-1/2")	7070225
2-1/2"	11"	2	Extended (1-1/2")	7070250
3"	11"	2	Extended (1-1/2")	7070300
2"	11"	2	Short (3/4")	7080200
2-1/4"	11"	2	Short (3/4")	7080225
2-1/2"	11"	2	Short (3/4")	7080250
3"	11"	2	Short (3/4")	7080300

Wide Oval

Wide Oval tips, 2-1/2" inlet with slash style outlet, (body is 5" long at top; 3" long at bottom). Price is per pair.

MODEL STYLE	DIMENSIONS	QTY	SKU
C4 Corvette	2.625" x 9.5"	2	784250
ZR1 Corvette	2.625" x 9.5"	2	785250
Challenger RT	2.625" x 7"	2	786250

Y-Tip

Pair of Y-Tips, 9" long & slash-cut, can be clamped or welded in place. 304 SS construction, hand mirror polished. Price is per pair.

INLET	LENGTH	QTY	SKU
2"	9"	2	7020200
2-1/4"	9"	2	7020225
2-1/2"	9"	2	7020250
3"	9"	2	7020300

Y-Tips for 2010+ Camaro with factory ground effects kit. Y-Tips are mirror polished and made from high quality stainless steel. Price shown is per pair.

INLET	QTY	SKU
3"	2	CA10QUADTIPS

MUFFLERS

Stainless Works is the only manufacturer to build our mufflers entirely of stainless steel: our mufflers are constructed entirely of high quality, TIG welded 304 stainless steel with stainless steel wool packing and come with a limited lifetime warranty.

Chambered Round Body: 3-1/2"x26" / Overall Length: 30"

Exclusive louvered core creates a sweet "Street Rod" deep tone that is not overly aggressive. On a 1-10, 10 being the loudest, these mufflers are an 8. Mufflers are sized so that they can be reversed for an even more aggressive sound. Can be welded or clamped in place. The best tube style mufflers available!

IN/OUT SIZE	INLET	OUTLET	SKU
2"	Center	Center	CR22
2-1/4"	Center	Center	CR225225
2-1/2"	Center	Center	CR2525
3"	Center	Center	CR33

Rat Trap Body: 3-1/2"x24" / Overall Length: 24"

Rat trap muffler with turn down tip. Exclusive louvered core creates a sweet "Street Rod" deep tone that is very aggressive. On a 1-10, 10 being the loudest, these mufflers are a 9. Can be welded or clamped in place. These are very loud as a stand alone muffler but work great in increased lengths as side pipes!

ID INLET SIZES	INLET	OUTLET	SKU
2"	Center	Center	RT2
2-1/4"	Center	Center	RT225
2-1/2"	Center	Center	RT25
3"	Center	Center	RT3
3-1/2"	Center	Center	RT35

Smooth Oval Body: 2-1/2" x 4 1/8" x 20" / Overall Length: 24"

The smallest, most compact muffler available! Rumbles at idle, quiets at speed. Reversible design lets you pick the sound level you want! (Inlet/Outlet sized by inside diameter)

IN/OUT SIZE	INLET	OUTLET	SKU
2"	Center	Center	SO2242
2-1/4"	Center	Center	SO22422
2-1/2"	Center	Center	SO252425

Smooth Tube Body: 3-1/2" x 20" / Overall Length: 24"

Exclusive louvered core creates a sweet "Street Rod" deep tone that is not overly aggressive. On a 1-10, 10 being the loudest, these mufflers are a 7. Mufflers are sized so that they can be reversed for an even more aggressive sound. Can be welded or clamped in place. The best tube style mufflers available!

IN/OUT SIZE	INLET	OUTLET	SKU
2"	Center	Center	ST2242
2-1/4"	Center	Center	ST22422
2-1/2"	Center	Center	ST252425
3"	Center	Center	ST3243

Race Muffler Overall Length: 5"

Our race muffler is a great solution to stay legal in a race class that mandates mufflers. Made from 304 stainless steel and featuring a perforated interior core, our race mufflers weigh a mere 1/2 pound each. Includes a 5-year limited warranty.

IN/OUT SIZE	BODY DIAMETER	OVERALL LENGTH	SKU
3.5" OD	4.25"	5"	RM35
4" OD	4.75"	5"	RM40
4.5" OD	5.125"	5"	RM45
5" OD	5.75"	5"	RM50

PAGE 62 MUFFLERS: both inlet/outlet are sized by Inside Diameter (ID)

PAGE 63 TURBO CHAMBERED / S-TUBE MUFFLERS:

are sized by **Inlets:** Inside Diameter (ID) / **Outlets:** Outside Diameter (OD)

Turn Down Body: 3-1/2"x24" / Overall Length: 24"

Exclusive louvered core creates a sweet "Street Rod" deep tone that is very aggressive. On a 1-10, 10 being the loudest, these mufflers are a 9. Can be welded or clamped in place. These are very loud as a stand alone muffler but work great in increased lengths as side pipes!

ID INLET SIZES	INLET	OUTLET	SKU
2"	Center	Center	TDM2
2-1/4"	Center	Center	TDM225
2-1/2"	Center	Center	TDM25
3"	Center	Center	TDM3
3-1/2"	Center	Center	TDM35

Vintage Round Body: 5"x20" / Overall Length: 24"

Exclusive louvered core creates a sweet "Street Rod" deep tone that is not overly aggressive. On a 1-10, 10 being the loudest, these mufflers are a 6. Mufflers are sized so that they can be reversed for an even more aggressive sound. Can be welded or clamped in place. The best tube style mufflers available!

IN/OUT SIZE	INLET	OUTLET	SKU
2"	Center	Center	VR22
2-1/4"	Center	Center	VR225225
2-1/2"	Center	Center	VR2525
3"	Center	Center	VR33



Chambered Round



Rat Trap



Smooth Oval



Smooth Tube



Turn Down



Vintage Round



Turbo Chambered



Turbo S-Tube



Race Muffler

Turbo Chambered

Our turbo chambered mufflers will never "burn in", "blow out", or change their tone ever. The chambered turbo design of this muffler offers a deep civilized muscle car rumble at idle and cruising speeds with no drone, but they really come to life when you jump on the throttle. These mufflers are great for a daily driver but are aggressive enough for your weekend racer for maximum flow and a very aggressive sound. Comes in two body sizes. (Inlets sized by I.D. / Outlets sized by O.D.)

Body: 4"x8"x14" / Overall Length: 18"

IN/OUT SIZE	INLET	OUTLET	SKU
2"	Center	Center	TM4C2C2C
2"	Offset	Center	TM4C2O2C
2"	Center	Offset	TM4C2C2O
2"	Offset	Offset (same side)	TM4C2O2OSS
2"	Offset	Offset (opposite sides)	TM4C2O2OPS
2-1/4"	Center	Center	TM4C22C22C
2-1/4"	Offset	Center	TM4C22O22C
2-1/4"	Center	Offset	TM4C22C22O
2-1/4"	Offset	Offset (same side)	TM4C22O22OSS
2-1/4"	Offset	Offset (opposite sides)	TM4C22O22OPS
2-1/2"	Center	Center	TM4C25C25C
2-1/2"	Offset	Center	TM4C25O25C
2-1/2"	Center	Offset	TM4C25C25O
2-1/2"	Offset	Offset (same side)	TM4C25O25OSS
2-1/2"	Offset	Offset (opposite sides)	TM4C25O25OPS

Body: 5"x9"x14" / Overall Length: 18"

IN/OUT SIZE	INLET	OUTLET	SKU
2"	Center	Center	TM5C2C2C
2"	Offset	Center	TM5C2O2C
2"	Center	Offset	TM5C2C2O
2"	Offset	Offset (same side)	TM5C2O2OSAM
2"	Offset	Offset (opposite sides)	TM5C2O2OSIT
2-1/4"	Center	Center	TM5C22C22C
2-1/4"	Offset	Center	TM5C22O22C
2-1/4"	Center	Offset	TM5C22C22O
2-1/4"	Offset	Offset (same side)	TM5C22O22OSS
2-1/4"	Offset	Offset (opposite sides)	TM5C22O22OPS
2-1/2"	Center	Center	TM5C25C25C
2-1/2"	Offset	Center	TM5C25O25C
2-1/2"	Center	Offset	TM5C25C25O
2-1/2"	Offset	Offset (same side)	TM5C25O25OSS
2-1/2"	Offset	Offset (opposite sides)	TM5C25O25OPS
3"	Center	Center	TM5C3C3C
3"	Offset	Center	TM5C3O3C
3"	Center	Offset	TM5C3C3O
3"	Offset	Offset (same side)	TM5C3O3OSS
3"	Offset	Offset (opposite sides)	TM5C3O3OPS

Turbo S-Tube

Our S-tube turbo mufflers will never "burn in", "blow out", or change their tone ever. The straight through turbo design of this muffler offers maximum flow with a deep muscle car rumble at idle and cruising speeds with no drone, and a very aggressive tone when you jump on the throttle. These mufflers could be used for a daily driver but may be considered too aggressive by some. For a more civilized daily driver muffler check out our chambered turbo mufflers. (Inlets sized by I.D. / Outlets sized by O.D.)


Body: 4"x8"x14" / Overall Length: 18"

IN/OUT SIZE	INLET	OUTLET	SKU
2"	Offset	Center	TM4S2O2C
2"	Center	Center	TM4S2C2C
2"	Center	Offset	TM4S2C2O
2"	Offset	Offset (same side)	TM4S2O2OSS
2"	Offset	Offset (opposite sides)	TM4S2O2OPS
2-1/4"	Offset	Center	TM4S22O22C
2-1/4"	Center	Center	TM4S22C22C
2-1/4"	Center	Offset	TM4S22C22O
2-1/4"	Offset	Offset (same side)	TM4S22O22OSS
2-1/4"	Offset	Offset (opposite sides)	TM4S22O22OPS
2-1/2"	Offset	Center	TM4S25O25C
2-1/2"	Center	Center	TM4S25C25C
2-1/2"	Center	Offset	TM4S25C25O
2-1/2"	Offset	Offset (same side)	TM4S25O25OSS
2-1/2"	Offset	Offset (opposite sides)	TM4S25O25OPS

Body: 5"x9"x14" / Overall Length: 18"

IN/OUT SIZE	INLET	OUTLET	SKU
2"	Offset	Center	TM5S2O2C
2"	Center	Center	TM5S2C2C
2"	Center	Offset	TM5S2C2O
2"	Offset	Offset (same side)	TM5S2O2OSS
2"	Offset	Offset (opposite sides)	TM5S2O2OPS
2-1/4"	Offset	Center	TM5S22O22C
2-1/4"	Center	Center	TM5S22C22C
2-1/4"	Center	Offset	TM5S22C22O
2-1/4"	Offset	Offset (same side)	TM5S22O22OSS
2-1/4"	Offset	Offset (opposite sides)	TM5S22O22OPS
2-1/2"	Offset	Center	TM5S25O25C
2-1/2"	Center	Center	TM5S25C25C
2-1/2"	Center	Offset	TM5S25C25O
2-1/2"	Offset	Offset (same side)	TM5S25O25OSS
2-1/2"	Offset	Offset (opposite sides)	TM5S25O25OPS
3"	Offset	Center	TM5S3O3C
3"	Center	Center	TM5S3C3C
3"	Center	Offset	TM5S3C3O
3"	Offset	Offset (same side)	TM5S3O3OSS
3"	Offset	Offset (opposite sides)	TM5S3O3OPS

INLET/OUTLET CONFIGURATIONS OF SW MUFFLERS:



BUILD COMPONENTS & TUBING

HEADER BUILDER KITS

304 stainless steel builder kit includes two 3/8" thick Laser cut flanges (to be specified by customer), twelve J-bends (one 6" long leg and one 12" long leg), two formed collectors and two filler diamonds to connect the tubes together. We recommend the use of 308L SS welding rod.

SIZE	PART #	COLLECTOR OUTLET DIAMETER
1-5/8"	HBK163	3"
1-3/4"	HBK175	3"
1-7/8"	HBK188	3-1/2"
2"	HBK200	3-1/2"
2-1/8"	HBK213	3-1/2"
2-1/4"	HBK225	4"
2-3/8"	HBK237	4"
2-1/2"	HBK250	4"

ROD BUILDER EXHAUST KITS

A great solution for street rod builders looking to build their own exhaust system. Unless otherwise specified all kits are made from 304 SS and include all pipes necessary to build a complete exhaust system (Hangers not included) Each kit includes the following: four 4' lengths of straight tubing, four 45'S, four 90'S, four 180'S. All bends have 6" long legs. Choose your exhaust size and whether you would like the piece ends normal or expanded to an ID slip fit on one end.

PART #	ENDS OF PIPES	DESCRIPTION
RB2	Normal	2" Rod Builder Kit.
RB213	Normal	2-1/8" Rod Builder Kit.
RB225	Normal	2-1/4" Rod Builder Kit.
RB25	Normal	2-1/2" Rod Builder Kit.
RB3	Normal	3" Rod Builder Kit.
RB3.5	Normal	3-1/2" Rod Builder Kit.
RB2X	Expanded	2" Rod Builder Kit.
RB213X	Expanded	2-1/8" Rod Builder Kit.
RB225X	Expanded	2-1/4" Rod Builder Kit.
RB25X	Expanded	2-1/2" Rod Builder Kit.
RB3X	Expanded	3" Rod Builder Kit.
RB3.5X	Expanded	3-1/2" Rod Builder Kit.

TUBING TRANSITIONS

6-inch long stainless steel tubing transitions. These standards transitions are all made to O.D. sizing.

PART #	DESCRIPTION
TT2.52.25	2-1/2" to 2-1/4"
TT2.52	2-1/2" to 2"
TT32.5	3" to 2-1/2"
TT32.25	3" to 2-1/4"
TT3.53	3-1/2" to 3"
TT3.52.5	3-1/2" to 2-1/2"

TUBING

304 Stainless Steel Straight Tubing - Choose your diameter, wall and length.

PART #	DESCRIPTION
1.5SS	1-1/2" OD, 0.065 wall
1.6SS	1-5/8" OD, 0.065 wall
1.7SS	1-3/4" OD, 0.065 wall
1.7TWSS	1-3/4" OD, 0.049 wall
1.8TWSS	1-7/8" OD, 0.049 wall
1.8SS	1-7/8" OD, 0.065 wall
2SS	2" OD, 0.065 wall
2TWSS	2" OD, 0.049 wall
2.1SS	2-1/8" OD, 0.065 wall
2.2SS	2-1/4" OD, 0.049 wall
2.2HSS	2-1/4" OD, 0.065 wall
2.3SS	2-3/8" OD, 0.065 wall
2.5HHSS	2-1/2" OD, 0.083 wall
2.5SS	2-1/2" OD, 0.049 wall
2.5HSS	2-1/2" OD, 0.065 wall
3SS	3" OD, 0.049 wall
3HSS	3" OD, 0.065 wall
3.5SS	3-1/2" OD, 0.065 wall
4SS	4" OD, 0.065 wall
5SS	5" OD, 0.065 wall

X-PIPE CROSSOVERS

Made from 304 SS our standard crossovers are manufactured using two 90 degree bends for the center and four 45 degree bends for the side legs. The inlets and outlets are expanded so that the 45 degree bends slip inside and allow for easy center to center adjustment to simplify installation. Four Accuseal Clamps are included.

PART #	DESCRIPTION
2XSS	2" X-Pipe 90 degree crossover (11" min. channel width)
2.25XSS	2.25" X-Pipe 90 degree crossover (13" min. channel width)
2.5XSS	2.5" X-Pipe 90 degree crossover (13-1/2" min. channel width)
3XSS	3.0" X-Pipe 90 degree crossover (16" min. channel width)
3.5XSS	3.5" X-Pipe 90 degree crossover (18" min. channel width)
ZR1X	3" X-Pipe direct replacement for ZR1 Corvette B&B resonator. 3" ID slip fit on all 4 ends (4.125 ctr to ctr, 26" overall length)
25XP413SS	2.5" X-Pipe with 4.125" Ctr to Ctr dimensions both ends. Expanded on inlets to 2.5" ID. Length can be made from 18" to 34" long. Please specify overall length required.
25XP450SS	2.5" X-Pipe with 4.500" Ctr to Ctr dimensions both ends. Expanded on inlets to 2.5" ID. Length can be made from 18" to 34" long. Please specify overall length required.
3XP413SS	3" X-Pipe with 4.125" Ctr to Ctr dimensions both ends. Expanded on inlets to 3" ID. Length can be made from 18" to 36" long. Please specify overall length required.

CNC MANDREL BENDS: 304 STAINLESS STEEL

45 Degree Bends with two 6" legs ("CLR" = Center Line Radius)

PART #	DESCRIPTION
MB45150	1-1/2", 2.25 CLR, .065 wall
MB45163	1-5/8", 2.44 CLR, .065 wall
MB45175	1-3/4", 2.47 CLR, .065 wall
MB45188	1-7/8", 2.81 CLR, .065 wall
MB45200	2", 2.9 CLR, .065 wall
MB45213	2-1/8", 3.18 CLR, .065 wall
MB45225	2-1/4", 3.30 CLR, .049 wall
MB45225-H	2-1/4", 3.30 CLR, .065 wall
MB45237	2-3/8", 3.56 CLR, .065 wall
MB45250	2-1/2", 3.60 CLR, .049 wall
MB45250-H	2-1/2", 3.60 CLR, .065 wall
MB45300	3", 4.40 CLR, .049 wall
MB45300-H	3", 4.40 CLR, .065 wall
MB45350	3-1/2", 5.25 CLR, .065 wall
MB45400	4", 6 CLR, .065 wall
MB45500	5" 7.5 CLR, .065 wall

90 Degree Bends with two 6" legs ("CLR" = Center Line Radius)

PART #	DESCRIPTION
MB90150	1-1/2", 2.25 CLR, .065 wall
MB90163	1-5/8", 2.44 CLR, .065 wall
MB90175	1-3/4", 2.47 CLR, .065 wall
MB90188	1-7/8", 2.81 CLR, .065 wall
MB90200	2", 2.9 CLR, .065 wall
MB90213	2-1/8", 3.13 CLR, .065 wall
MB90225	2-1/4", 3.30 CLR, .049 wall
MB90225-H	2-1/4", 3.30 CLR, .065 wall
MB90237	2-3/8", 3.56 CLR, .065 wall
MB90250	2-1/2", 3.60 CLR, .049 wall
MB90250-H	2-1/2", 3.60 CLR, .065 wall
MB90300	3", 4.40 CLR, .049 wall
MB90300-H	3", 4.40 CLR, .065 wall
MB90350	3-1/2", 5.25 CLR, .065 wall
MB90400	4" 6.0 CLR, .065 wall
MB90500	5" 7.5 CLR, .065 wall

U-Bends (180°) with two 6" legs ("CLR" = Center Line Radius)


PART #	DESCRIPTION
MB180150	1-1/2", 2.25 CLR, .065 wall
MB180163	1-5/8", 2.44 CLR, .065 wall
MB180175	1-3/4", 2.47 CLR, .065 wall
MB180175TW	1-3/4", 2.47 CLR, .049 wall
MB180188	1-7/8", 2.81 CLR, .065 wall
MB180188TW	1-7/8", 2.81 CLR, .049 wall
MB180200	2", 2.9 CLR, .065 wall
MB180200TW	2", 2.9 CLR, .049 wall
MB180213	2-1/8", 3.18 CLR, .065 wall
MB180225	2-1/4", 3.30 CLR, .049 wall
MB180225-H	2-1/4", 3.3 CLR, .065 wall
MB180237	2-3/8", 3.5 CLR, .065 wall
MB180250	2-1/2", 3.60 CLR, .049 wall
MB180250-H	2-1/2", 3.60 CLR, .065 wall
MB180300	3", 4.4 CLR, .049 wall
MB180300-H	3", 4.4 CLR, .065 wall
MB180350	3-1/2", 5.25 CLR, .065 wall

J-Bends (180°) with one 6" and one 12" leg ("CLR" = Center Line Radius)

PART #	DESCRIPTION
MBJ150	1-1/2", 2.25 CLR, .065 wall
MBJ163	1-5/8", 2.44 CLR, .065 wall
MBJ175	1-3/4", 2.47 CLR, .065 wall
MBJ175TW	1-3/4", 2.47 CLR, .049 wall
MBJ188	1-7/8", 2.81 CLR, .065 wall
MBJ188TW	1-7/8", 2.81 CLR, .049 wall
MBJ200	2", 2.9 CLR, .065 wall
MBJ200TW	2", 2.9 CLR, .049 wall
MBJ213	2-1/8", 3.18 CLR, .065 wall
MBJ225	2-1/4", 3.30 CLR, .049 wall
MBJ225-H	2-1/4", 3.30 CLR, .065 wall
MBJ237	2-3/8", 3.56 CLR, .065 wall
MBJ250	2-1/2", 3.60 CLR, .049 wall
MBJ250-H	2-1/2", 3.60 CLR, .065 wall
MBJ300	3", 4.40 CLR, .049 wall
MBJ300-H	3", 4.40 CLR, .065 wall
MBJ350	3-1/2", 5.25 CLR, .065 wall
MBJ400	4", 6.0 CLR, .065 wall
MBJ450	4-1/2", 6.75 CLR, .065 wall
MBJ500	5", 7.5 CLR, .065 wall

Double Bend (120°+90°) with one 12" Leg and one 4" Leg ("CLR" = Center Line Radius)

PART #	DESCRIPTION
MB12090175	1-3/4", 1.75 CLR (1D), .065 wall
MB12090188	1-7/8", 1.875 CLR (1D), .065 wall



COLLECTORS FOR HEADERS

Collectors are sized by **Inlets:** Inside Diameter (ID) / **Outlets:** Outside Diameter (OD)

2-Way Formed Weld-On Collectors

Weld on collector, made from 304 stainless steel. Price is per-collector.

PART #	DESCRIPTION
FC2175-250	1-3/4" primary, 2-1/2" outlet
FC2200-300	2" primary, 3" outlet

3-Way Formed Weld-On Collectors

Weld on collector, made from 304 stainless steel.

PART #	DESCRIPTION
FC3163-225	1-5/8" primary, 2-1/4" outlet
FC3163-250	1-5/8" primary, 2-1/2" outlet
FC3163-300	1-5/8" primary, 3" outlet
FC3175-225	1-3/4" primary, 2-1/4" outlet
FC3175-250	1-3/4" primary, 2-1/2" outlet
FC3175-300	1-3/4" primary, 3" outlet

4-Way Formed Weld-On Collectors

Weld on collector, made from 304 stainless steel.

PART #	DESCRIPTION	LENGTH
FC4163-250	1-5/8" primary, 2-1/2" outlet	7"
FC4163-300	1-5/8" primary, 3" outlet	7"
FC4175-250	1-3/4" primary, 2-1/2" outlet	7"
FC4175-300	1-3/4" primary, 3" outlet	7"
FC4188-250	1-7/8" primary, 2-1/2" outlet	8"
FC4188-300	1-7/8" primary, 3" outlet	8"
FC4188-350	1-7/8" primary, 3-1/2" outlet	8"
FC4200-250	2" primary, 2-1/2" outlet	8"
FC4200-300	2" primary, 3" outlet	8"
FC4200-350	2" primary, 3-1/2" outlet	8"
FC4212-300	2-1/8" primary, 3" outlet	8"
FC4212-350	2-1/8" primary, 3-1/2" outlet	8"
FC4212-400	2-1/8" primary, 4" outlet	8"
FC4225-300	2-1/4" primary, 3" outlet	8"
FC4225-350	2-1/4" primary, 3-1/2" outlet	8"
FC4225-400	2-1/4" primary, 4" outlet	8"
FC4237-300	2-3/8" primary, 3" outlet	8"
FC4237-350	2-3/8" primary, 3-1/2" outlet	8"
FC4237-400	2-3/8" primary, 4" outlet	8"
FC4250-300	2-1/2" primary, 3" outlet	8"
FC4250-350	2-1/2" primary, 3-1/2" outlet	8"
FC4250-400	2-1/2" primary, 4" outlet	8"
FC4250-500	2-1/2" primary, 5" outlet	8"

Merge Collectors - Slip Fit To Primaries

11-inches long with 304 stainless steel construction, tig welded. Price is per collector.

PART #	DESCRIPTION
MC4163-300	1-5/8" primary, 3" outlet- 2-1/2" collector
MC4175-300	1-3/4" primary, 3" outlet- 2-1/2" collector
MC4187-300	1-7/8" primary, 3" outlet- 2-1/2" collector
MC4187-350	1-7/8" primary, 3-1/2" outlet- 2-3/4" collector
MCLC4200-350	2" primary, 3-1/2" outlet- 2-3/4" collector
MCLC4212-350	2-1/8" primary, 3-1/2" outlet, 2-3/4" collector
MCLC4225-400	2-1/4" primary, with 4" OD outlet- 3-1/4" collector
MCLC4238-450	2-3/8" primary, with 4-1/2" OD outlet- 3-1/2" collector
MCLC4250-500	2-1/2" primary, with 5" OD outlet- 3-3/4" collector

Collector Center Diamonds

Weld on collector center diamonds. These are used to square up header primary tubes and eliminate leakage inside the collector. The identified size references the applicable primary tube outside diameter. Price for one piece.

PART #	DESCRIPTION
FCFD150	1-1/2" primary tube, 4:1
FCFD163	1-5/8" primary tube, 4:1
FCFD175	1-3/4" primary tube, 4:1
FCFD188	1-7/8" primary tube, 4:1
FCFD200	2" primary tube, 4:1
FCFD212	2-1/8" primary tube, 4:1
FCFD225	2-1/4" primary tube, 4:1
FCFD237	2-3/8" primary tube, 4:1
FCFD250	2-1/2" primary tube, 4:1

Collector Tabs: Weld-On

Weld on tabs for use with slip on collectors. A and B tabs.

PART #	DESCRIPTION
COLLECTABS	Packaged with 1A & 1B tab

HEADER COLLECTOR ADAPTERS

6-inch long stainless steel header collector adapters: We can also install O2 sensor bungs onto collector adapters for an additional; add "-O2" to end of part number when placing your order.

PART #	DESCRIPTION
HCA2.52.25	2-1/2" 3 bolt, 2-1/4" OD outlet
HCA2.52.5	2-1/2" 3 bolt, 2-1/2" OD outlet
HCA2.52	2-1/2" 3 bolt, 2" OD outlet
HCA32.25	3" 3 bolt, 2-1/4" OD outlet
HCA32.5	3" 3 bolt, 2-1/2" OD outlet
HCA33	3" 3 bolt, 3" OD outlet
HCA3.52.5	3-1/2" 3 bolt, 2-1/2" OD outlet
HCA3.53	3-1/2" 3 bolt, 3" OD outlet
HCA3.53.5	3-1/2" 3 bolt, 3-1/2" OD outlet


CAT. CONVERTERS & OFF-ROAD PIPES

Made entirely of stainless steel, these high-flow metal matrix cats and eliminators are the highest flowing, most durable available. *For off-road use only.* (Inlets: ID / outlets: OD)

TYPE	INLET	OUTLET	LENGTH	BODY DIA.	PART #
100 Cell Cat.	2-1/2"	2-1/2"	9 3/4"	3"	RTCCLIM
200 Cell Cat.	3"	3"	10 3/4"	4"	RTCCMM
300 Cell Cat.	3"	3"	10 3/4"	4"	RTCCMM-1
Eliminator	2-1/2"	2-1/2"	9 3/4"	2-1/2"	CATELIM-2.5
Eliminator	3"	3"	10 3/4"	3"	CATELIM

FLANGES

We have numerous flanges in stock with many patterns able to be laser cut. We can custom cut flanges from a cylinder head, manifold, manifold gasket, header flange or .dxf file. In addition to stainless steel we can also CNC laser cut mild steel and aluminum.



*We have so many flanges we couldn't list them all in this book!
Ford, Chevy, Mopar and more, if we don't carry it, we can cut it for you!*

Turbo Flanges

Made from 304 Stainless Steel, 3/8" thick

PART #	DESCRIPTION
FLT3IN	T-03 TURBO INLET FLANGE, 2.300 X 1.750 CENTER OPENING
FLT4	T-04 TURBO INLET FLANGE; 2.000 X 3.000 CENTER OPENING
FLT425	T-04 TURBO INLET FLANGE; 2.500 DIAMETER CENTER OPENING
FLT4STUB	T-04 TURBO INLET FLANGE 2.000" X 3.000" CENTER OPENING.) WITH 6" LONG 3" OD DIA STUB WELDED IN PLACE
FLT4OUT3	T-04 TURBO OUTLET FLANGE, 3.000" DIAMETER CENTER OPENING
FLT6IN	T-06 AND 101MM, 106MM TURBO INLET FLANGE, (3.688" X 2.563" OPENING), OUTSIDE DIM. = 5.750" X 4.125"
FLT6INSTB35	T-06 AND 101MM, 106MM TURBO INLET FLANGE WITH 6" LONG 3.5" OD STUB , OUTSIDE DIM. = 5.250" X 3.625"
FLT6MNT	TURBO INLET/MOUNTING FLANGE FOR 101MM & 106MM TURBO, (3.688" X 2.563" OPENING), OUTSIDE DIM. = 6.750" X 5.125"

3 Bolt Flanges

Made from 304 Stainless Steel, 3/8" thick

PART #	DESCRIPTION
FL2003	2.00" ID, 3 BOLT, 304 SS
FL2253	2.25" ID, 3 BOLT, 304 SS
FL2503	2.50" ID, 3 BOLT, 304 SS
FL3003	3.00" ID, 3 BOLT, 304 SS
FL3503	3.50" ID, 3 BOLT, 304 SS
FLLS1FD	LS1 DRIVER SIDE FLANGE, 2.520" DIA CTR HOLE, 5.54" BC DIA, .450" DIA HOLES
FLLS1FP	LT1/LS1 PASSENGER SIDE FLANGE, 2.550" DIA CTR HOLE, 3.93" BC DIA, .500" DIA HOLES
FLCP	5.3/6.0L CHEVY/GMC TRUCK MANIFOLD FLANGE-PASSENGER SIDE - 2.270" DIA CTR HOLE, 4.45" BC DIA, .420" DIA HOLES
FLCD	5.3/6.0L CHEVY/GMC TRUCK MANIFOLD FLANGE-DRIVERS SIDE - 2.270" DIA CTR HOLE, 4.46" BC DIA, .420" DIA HOLES
FLCP-2.5	5.3/6.0L CHEVY/GMC TRUCK MANIFOLD FLANGE-PASSENGER SIDE - 2.520" DIA CTR HOLE, 4.45" BC DIA, .420" DIA HOLES
FLCD-2.5	5.3/6.0L CHEVY/GMC TRUCK MANIFOLD FLANGE-DRIVERS SIDE - 2.520" DIA CTR HOLE, 4.46" BC DIA, .420" DIA HOLES
FLZR1	ZR1 CORVETTE MANIFOLD FLANGE- 3.025" DIA CTR HOLE, 4.04" BC DIA, .400" DIA HOLES
FLLT1197	LT1 95.5-97 DRIVERS SIDE-"KEYHOLE" FLANGE, 2.630" DIA CTR HOLE FOR 2.50" DIA TUBE

2 Bolt Flanges

Made from 304 Stainless Steel, 3/8" thick

PART #	DESCRIPTION
FL1632	1.625" ID, 2 BOLT, 304 SS
FL1752	1.750" ID, 2 BOLT, 304 SS
FL2002	2.000" ID, 2 BOLT, 304 SS
FL2252	2.250" ID, 2 BOLT, 304 SS
FL2502	2.500" ID, 2 BOLT, 304 SS
FLJP613002	JEEP SRT8 2 BOLT, 3.115" DIA CTR HOLE, 5.17" BC DIA, .525" DIA HOLES
FLSILV32BOLT	3" 2 BOLT FLANGE FOR CHAMBERED TRUCK SYSTEM, 3.020" DIA CTR HOLE, 5.00" BC DIA, .430" DIA HOLES
FLMCP	4.6L 32 VALVE SUPERCHARGED 03-04 COBRA-PASSENGER SIDE - OVAL HOLE EQUAL TO 2.135 DIA, 4.304" CTR TO CTR, .625" DIA HOLES
FLMCD	03/04 MUSTANG/COBRA 2-BOLT MANIFOLD FLANGE, DRIVERS SIDE - .375" THICK SS, 2.625" CTR HOLE, 4.304 CTR TO CTR, .625" HOLES
FLGTO2BOLT	05-06 GTO 2 BOLT 3.020" DIA CTR HOLE , 4.05" CTR TO CTR, .450" WIDE SLOTS

Header Flanges We stock all header flanges for every header that we manufacture. Additionally, we have hundreds of drawings/programs/models for many cylinder head flanges and two laser cutters to make them from 3/8" or 1/2" thick 304 stainless steel.

HANGERS, CLAMPS & MORE



⤴ Universal Weld-On
(#UHW)

⤴ Trick Hanger Weld-On
(#THW)

⤴ Trick Hanger Single-Band
(#TH90BC)

⤴ Trick Hanger Saddle Clamp
(#THSC)

TRICK HANGERS

1/8" thick 304 stainless steel trick hangers. Includes hi-temp silicon grommet.

SIZE	STYLE	CLAMP INCLUDED	PART #
2"	WELD ON	None	TH2W
2"	CLAMP ON	SADDLE CLAMP	TH2SC
2"	90 DEGREE CLAMP ON	SINGLE BAND CLAMP	TH902BC
2-1/4"	WELD ON	None	TH2.2W
2-1/4"	CLAMP ON	SADDLE CLAMP	TH2.2SC
2-1/4"	90 DEGREE CLAMP ON	SINGLE BAND CLAMP	TH902.2BC
2-1/2"	WELD ON	None	TH2.5W
2-1/2"	CLAMP ON	SADDLE CLAMP	TH2.5SC
2-1/2"	90 DEGREE CLAMP ON	SINGLE BAND CLAMP	TH902.5BC
3"	WELD ON	None	TH3W
3"	CLAMP ON	SADDLE CLAMP	TH3SC
3"	90 DEGREE CLAMP ON	SINGLE BAND CLAMP	TH903BC
3 1/2"	WELD ON	None	TH3.5W
3 1/2"	CLAMP ON	SADDLE CLAMP	TH3.5SC
3 1/2"	90 DEGREE CLAMP ON	SINGLE BAND CLAMP	TH903.5BC
4"	WELD ON	None	TH4W
5"	WELD ON	None	TH5W
6"	WELD ON	None	TH6W

UNIVERSAL HANGERS

304 stainless steel 1/8" thick universal weld-on hangers. Comes with high-temperature silicone grommet. CNC laser cut with 11/16" diameter holes spaced 1-1/4" apart to allow for multiple locations to place the Hi Temp Grommet.

SIZE	STYLE	PART #	# OF HOLES	OVERALL LENGTH
2"	WELD ON	UH2W	3	5"
2-1/4"	WELD ON	UH2.2W	3	5"
2-1/2"	WELD ON	UH2.5W	3	5"
3"	WELD ON	UH3W	3	5"
3-1/2"	WELD ON	UH3.5W	3	5"
4"	WELD ON	UH4W	4	6-1/2"
5"	WELD ON	UH5W	4	6-1/2"
6"	WELD ON	UH6W	4	6-1/2"

FLEX JOINTS

Flex joints are used to isolate vibration and absorb deflection. The following are stainless bodies and ends. Measured by Inside Diameter.

Fully 304 Stainless steel

Simply the best available braids, interlocked internals, braided externals, and ends all 304 stainless steel.

PART #	DESCRIPTION
AF1754BSS	1.75" DIA, 4" length
AF2004BSS	2" DIA, 4" length
AF2006BSS	2" DIA x 6" length
AF2256BSS	2.25" DIA, 6" length
AF2504BSS	2.5" DIA, 4" length
AF2508BSS	2.5" DIA, 8" length
AF3006BSS	3" DIA, 6" length
AF30010BSS	3" DIA, 10" length

O2 BUNGS

CNC machined 303 stainless steel bungs and hex head bung plugs. Easily installation of O2 sensors or sealing bungs when not in use or after a dyno tune. We suggest using Neversieze on the 18mm x 1.50mm threads when installing the O2 sensors.

PART #	DESCRIPTION
O2P	O2 Bung Plug
O2SS	O2 Bung



⤴ Accuseal (wide)



⤴ Accuseal (standard)



⤴ Single Band Clamp
(T-Bolt Clamp)



⤴ Saddle Clamp
(U-Clamp)

CLAMPS

Accuseal Band Clamps (By Norma)

304 Stainless steel, wide, high-torque band clamp.

DIAMETER	WIDTH	PART #
1-3/4"	1-1/4"	NBC175
1-7/8"	1-1/4"	NBC188
2"	1-1/4"	NBC200
2-1/4"	1-1/4"	NBC225
2-1/4"	3"	EBC225
2-1/2"	1-1/4"	NBC250
2-1/2"	3"	EBC250
2-3/4"	1-1/4"	NBC275
3"	1-1/4"	NBC300
3"	3"	EBC300
3-1/2"	1-1/4"	NBC350
3-1/2"	3"	EBC350
4"	1-1/4"	NBC400
5"	1-1/4"	NBC500

Single Band Clamps (T-Bolt)

Single band clamps made from 304 stainless steel.

DIAMETER	PART #
1-1/2"	SBC150
1-3/4"	SBC175
2"	SBC200
2-1/4"	SBC225
2-1/2"	SBC250
2-3/4"	SBC275
3"	SBC300
3-1/2"	SBC350
4"	SBC400
6-1/2"	SBC650

CLAMPS CONTINUED

Saddle Clamps

Saddle clamps made from 304 stainless steel.

DIAMETER	PART #
1-3/4"	SSC175
1-7/8"	SSC187
2"	SSC200
2-1/4"	SSC225
2-1/2"	SSC250
3"	SSC300
3-1/2"	SSC350

V Band Clamps

No sealing flanges - 304 SS clamp only. Choose tubing size.

DIAMETER	PART #
2-1/2"	VBCO
3"	VBCO3
3-1/2"	VBCO35

V Band Coupling Kits

Kit includes two 304 SS flanges and one 304 SS T-Bolt clamp. Choose tubing size.

DIAMETER	PART #
2-1/2"	VBC
3"	VBC3
3-1/2"	VBC35
4"	VBC4
5"	VBC5

GROMMETS

High temp silicone exhaust grommet for use in a .688" ID bracket hole with .375 ID hole.

PART #	DESCRIPTION
EXGRO	1.125" OD, .875" thick / .375" fastener hole



Head-Headers Man-Cave Essentials, available with both Ford and Chevy style flanges

TRAILER ACCESSORIES

Organize your garage on-the-go: Introducing Stainless Works' own line of Trailer Accessories for your car hauler. Your trailer isn't complete without the means to keep all of your tools and toys safe and out of the way. We've got you covered. These units are made of high-grade .090 thick aluminum giving them rugged strength while still being light weight and easy to mount. We've designed them with a trailer in mind, but they will do the job in your garage or wherever else your tools reside.


PART #	ITEM
TAAH18	Air Tool Holder
TABH	Broom Holder
FIREEXT	Fire Extinguisher Holder
TAHH	Hose Holder
TANIT4	Nitrous Oxide Holder
TARS18	Ratchet Strap Holder
TASH24	Screwdriver Holder
TACH3	Spray Can Holder

HEAD-HEADERS

Home Decor For Gear Heads: Made from 304 stainless steel and then finished with vibrant, bright electro-polishing, Head-Headers towel and paper holders are an ideal gift for the gear-head in your life. Head-Headers turn any garage, shop, kitchen, or bathroom instantly into a man-cave!

Available in Small Block Ford or Small Block Chevy Style.

PART #	ITEM	STYLE
HDHDR-TPD	Toilet Paper Holder	Chevy
HDHDR-F-TPD	Toilet Paper Holder	Ford
HDHDR-PTD	Paper Towel Holder	Chevy
HDHDR-F-PTD	Paper Towel Holder	Ford
HDHDR-TR	Towel Rack	Chevy
HDHDR-F-TR	Towel Rack	Ford
HDHDR-SET	Full Set (Toilet Paper, Paper Towel, Towel Rack)	Chevy
HDHDR-F-SET	Full Set (Toilet Paper, Paper Towel, Towel Rack)	Ford



Broom Holder

Air Tool Holder

Screwdriver Holder

Hose Holder

Spray Can Holder

Fire Extinguisher Holder

Nitrous Oxide Holder

Ratchet Strap Holder

MUD BOAT MUFFLER

Introducing Stainless Works Mud Boat Muffler Designed For Big Block Vanguard And Briggs & Stratton Engines.

We know that mud boats encounter the harshest environments known to mufflers. Moisture alone is enough of a factor to weaken an average muffler, which is why we have designed our muffler to be the best performing, longest-lasting in the market.

Superior Construction

Our mufflers are manufactured in the USA from a combination of 304 and 316 stainless steel which gives them superior corrosion resistance, our mud boat mufflers come with a limited 2 year warranty. Our mud boat mufflers are also TIG welded for strength and durability.

A BOOST OF power and sound

Our exhaust is designed to get the most out of your motor, and designed with sound enhancing technology. They are also mandrel bent for superior airflow - which means there are no kinks to rob you of power. We have actually seen gains of 5 HP by just bolting on our muffler!



PART #	ITEM
MUDBOATMUFFLER	Stainless Steel Mud Boat Muffler

FEATURES

- > Constructed Using A Combination Of 304 And 316 Stainless Steel Which Will Ensure Life Of The System.
- > Tig Welded For Strength And Durability.
- > Limited 2 Year Warranty.
- > Fits Big Block Vanguard / Briggs & Stratton



SW GEAR & APPAREL

Show your SW Pride with our official SW Gear! Check out our growing and ever-changing line of clothing and swag. As seen on Discovery Channel's Street Outlaws, from local raceways, to tracks across the world. We've got men's and women's shirts, hoodies, stickers, lanyards and more.

Kye Kelley of Street Outlaws NOLA rocking a Stainless Works cap.



Justin "Big Chief" Shearer of Street Outlaws repping our SW Army shirt.